

2026 SCHEDULE

FEBRUARY	W/L	Score
6 vs. Missouri ¹	W	3-0
6 vs. No. 13 Clemson ¹	L	5-6
7 vs. No. 21 Liberty ¹	W	10-2 (6)
7 vs. No. 4 Tennessee ¹	L	0-2
8 vs. SE Louisiana ¹	L	2-4
13 vs. Cal State Fullerton ²	W	7-3
14 vs. Cal State Fullerton ²	W	5-4
14 vs. Kentucky ²	W	9-0 (5)
15 at No. 13 Stanford ²	L	4-5
19 vs. Auburn ³	L	5-10
19 vs. No. 11 Texas A&M ³	W	2-1
20 vs. No. 13 South Carolina ³	W	2-1
20 vs. Cal State Fullerton ³	L	3-7
21 vs. No. 20 Duke ³	W	11-8 (8)
27 Stetson ⁴	W	10-1 (5)
27 Idaho State ⁴	W	4-3 (8)
28 Stetson ⁴	W	4-1
28 Samford ⁴	W	8-0 (5)
MARCH	W/L	Score
1 Samford ⁴	W	18-2 (5)
4 at Oregon State	W	11-3
6 Oregon State ⁵	W	8-3
6 Sacramento State ⁵	W	7-6
7 Nevada ⁵	L	5-8
7 Sacramento State ⁵	W	2-1
8 Nevada ⁵	W	7-3
13 Penn State*	W	8-2
14 Penn State*	W	10-1 (5)
15 Penn State*	W	6-5
20 at Purdue*	W	6-0
21 at Purdue*	L	4-7
22 at Purdue*	W	2-1
23 at Indiana	W	24-12
26 at Northwestern*	L	3-11 (6)
27 at Northwestern*	W	4-0
28 at Northwestern*	W	7-3
APRIL	W/L	Score
3 Iowa*	W	10-1 (6)
4 Iowa*	W	14-13 (8)
5 Iowa*	W	6-2
10 at Maryland*	W	11-0 (5)
11 at Maryland*	W	4-3 (8)
12 at Maryland*	W	8-2
17 No. 23 Washington*	W	8-4
18 No. 23 Washington*	W	5-4
19 No. 23 Washington*	W	3-0
22 Oregon State	W	7-2
24 Ohio State*	L	0-3
25 Ohio State*	W	13-6
26 Ohio State*	W	8-0 (5)
MAY	Time	TV/Web
1 at No. 5 UCLA*	W	8-2
2 at No. 5 UCLA*	W	13-11
3 at No. 5 UCLA*	L	3-11 (5)
7 Wisconsin ⁶	L	9-11
15 Idaho State ⁷	7:00 PM	ESPNU
16 No. 20 Mississippi St. / St. Mary's ⁷	TBD	TBD
17 NCAA Eugene Regional ⁷	TBD	TBD

All times Pacific

* Denotes Big Ten game

1 - NFCA Leadoff Classic, Clearwater, Fla.

2 - Cardinal Classic, Stanford, Calif.

3 - Mary Nutter Collegiate Classic, Cathedral City, Calif.

4 - Oregon Classic, Eugene, Ore.

5 - Jane Sanders Classic, Eugene, Ore.

6 - Big Ten Tournament, College Park, Md.

7 - NCAA Eugene Regional, Eugene, Ore.

ATHLETIC COMMUNICATIONS

Softball Contact: Greg Walker

Email: gswalker@uoregon.edu

Cell: 541- 954-8775



SOFTBALL NOTES

WEEK 15

NCAA EUGENE REGIONAL

May 15-17, 2026

Eugene, Ore. / Jane Sanders Stadium

X: @OregonSB / IG @oregonsb

THIS WEEK



VS

OREGON (40-12, 20-4)

National Ranking (NFCA / USA Softball): 12 / 13 | RPI: 9 | SOS: 9

Team BA: .331 | Team ERA: 3.55 | Runs Scored: 356 | Runs Allowed: 202

Head Coach: Melyssa Lombardi (Oklahoma, 1997) | at Oregon: 279-128 (8th season)

DAY	DATE	TIME	OPPONENT	TV/LIVE STREAM	RADIO/LIVE AUDIO
Fri.	5/15	7:00 PM	Idaho State (37-18)	ESPNU/ESPN+	kwva.uoregon.edu
Sat.	5/16	TBD	Mississippi St. / St. Mary's	TBD/ESPN+	kwva.uoregon.edu
Sun.	5/17	TBD	TBD	TBD/ESPN+	kwva.uoregon.edu

LEADING OFF

THIS WEEK

For the second straight season, Oregon will host an NCAA Regional. The Ducks earned the No. 14 overall seed and will host Big Sky champion Idaho State, West Coast Conference Champion Saint Mary's and Mississippi State, an at-large selection out of the SEC, Friday through Sunday at Jane Sanders Stadium.

SIX DUCKS HONORED BY BIG TEN

Lyndsey Grein, Amari Harper and Stefini Ma'ake were named to the all-Big Ten first team, while **Elon Butler** was named to the second team. **Kaylynn Jones** was named to Big Ten All-Defensive Team. **Remington Hewitt** was selected as Oregon's Sportsmanship Award honoree.

UPCOMING SERIES-AT-A-GLANCE	Streak	Last Mtg
Idaho State	Ducks lead, 10-1	UO +10 2026
Mississippi State	Tied, 1-1	UO +1 2020
Saint Mary's	Ducks lead, 22-4	UO +4 2020

ROSTER AT-A-GLANCE

POSITION PLAYERS

Pos.	Player	GP/GS	AVG.	HR	RBI	Notes
C	Emma Cox, So.	52/50	.336	11	54	7 HR in her last 12 games; 21 RBI in her last 11 games
INF	Kaylynn Jones, So.	52/52	.346	5	29	Hit .300-plus in 10-of-14 weeks in 2026; Big Ten All-Defensive Team
INF	Taryn Ho, Fr.	47/42	.345	0	17	Big 10 Freshman of the Week (4/6) after hitting .556 vs. Iowa
INF	Addison Amaral, Jr.	44/30	.259	1	11	2 pinch hits at UCLA; Two-time All-ACC SS at Notre Dame
INF	Katie Flannery, Jr.	51/48	.256	2	13	Grand Slam 4/26 vs. Ohio State; 2 RBI 2/20 vs. No. 13 South Carolina
INF	Rylee McCoy, So.	42/32	.207	4	21	2025 NFCA All-America 2nd Team; UO record 19 HR (2025)
OF	Elon Butler, Sr.	52/52	.413	18	58	Hit for the first cycle in UO history 4/4 vs. Iowa; 2024 All-American
OF	Amari Harper, Sr.	52/52	.404	15	49	Career-high 15 HR; AUSL Golden Ticket; Drafted by OKC Spark (#14)
OF	Ayanna Shaw, R-So.	50/50	.346	1	12	Hit first career HR 4/5 vs. Iowa; Team-best 14 SB
DP/UT	Stefini Ma'ake, So.	47/43	.359	10	47	Homered twice at UCLA (5/1); Hit grand slam 4/12 at Maryland
C	Trinity Holden, Sr.	3/0	.500	0	1	1st career hit & RBI 3/23 at Indiana drove in UO's record 24th run
C/UT	Braiesey Rosa, Jr.	26/13	.260	0	10	Go-ahead RBI in the 7th 3/22 at Purdue; Hit .444 at the Mary Nutter
INF	Abby Steffen, Jr.	8/0	.250	0	0	Got first career hit 3/1 vs. Samford
INF	Remington Hewitt, Sr.	8/0	.167	0	2	2-for-8 as a pinch-hitter with a HR in 2025
OF	Elyse Kresho, So.	42/4	.154	0	1	1st career hit 4/3 vs. Iowa; Primarily a defensive OF sub or PR
INF	Amanda Urbina, Fr.	5/0	.000	0	1	All CIF Division 1 1st Team and league MVP for La Mirada HS
OF	Regan Legg, Jr.	40/0				Is 6-7 in stolen bases; Scored 24 runs as a PR in 2025
C/UT	Presley Lawton, So.	28/0				Scored 16 runs as a PR in 2026; Oregon's No. 3 prospect in 2024

PITCHERS

Pos.	Player	APP/GS	W-L-S	ERA	K/BB	Notes
RHP	Lyndsey Grein, Sr.	43/25	23-6-1	2.73	195/52	No-hitter with career-high 14 Ks 2/6 vs. Missouri; 2025 NFCA All-American
RHP	Elise Sokolsky, R-Sr.	27/15	8-3-4	4.04	65/25	Held No. 5 UCLA to 2 runs (5/1); 2025 NFCA All-Region 1st Team
RHP	Maddie Milhorn, Fr.	23/5	1-0-1	4.14	46/19	2x WA Gatorade State POY led Skyview HS to the 2025 state title
RHP	Taylor Spencer, Jr.	24/7	8-3-1	4.78	53/30	1st career SV 4/5 vs. Iowa; 1.75 ERA at the NFCA Leadoff Classic
RHP	Rowan Thompson, So.	3/0	0-0-0	4.20	1/0	All-State P at South Salem HS

20

Oregon has 20 come-from-behind wins this season.

April 4 vs. Iowa, **Elon Butler** became the first Duck ever to hit for the cycle.

1

16

Oregon has won 16 straight Big Ten series, dating back to last season.

Elon Butler owns or shares 5 UO season records (R, 2B, XBH, TB, SLG Pct.).

5

36

Oregon leads the NCAA with a UO season-record 36 sacrifice flies.

Oregon's starting outfield - Butler, Shaw & Harper - is hitting .387 (180-465) with 31 2B, 12 3B, 34 HR, 119 RBI and 22 SB.

.387



QUICK FACTS

UNIVERSITY INFORMATION

Name	University of Oregon
Location	Eugene, Ore.
Founded	1876
Enrollment	23,000
Nickname	Ducks
Mascot	The Duck
Color	Green & Yellow
President	Karl Scholz
Athletics Director	Rob Mullens
Senior Women's Administrator	Val Johnson
Sport Admin. / Associate Athletic Director	Aaron Wasson
Faculty Athletics Rep	Joshua Gordon
Ballpark (capacity)	Jane Sanders Stadium (2,500)
Dimensions (L-C-R)	200-225-200
Conference	Big Ten Conference
Television	Big Ten Network
Live Stream	Big+
	https://www.bigtenplus.com/en-int/page/home
Radio / Live Audio	KWA
	88.1 FM / kwva.uoregon.edu/listen-live

OREGON SOFTBALL HISTORY

First Season of Varsity Competition	1974
All-Time Record	1,592-1,050-2 (53rd Season)
Big Ten Championships (1)	2025
Pac-12 Championships (5)	2013, 2014, 2015, 2016, 2018
NCAA Tournaments (26)	1989, 1990, 1994, 1998, 1999, 2000, 2003, 2004, 2005, 2007, 2008, 2010, 2011, 2012, 2013, 2014, 2015, 2016, 2017, 2018, 2021, 2022, 2023, 2024, 2025, 2026
Super Regionals (11)	2010, 2011, 2012, 2013, 2014, 2015, 2016, 2017, 2018, 2023, 2025
WCWS Appearances (7)	1989, 2012, 2014, 2015, 2017, 2018, 2025
AIAW WS Appearances (Pre-NCAA) (2)	1976, 1980
Highest Ever NFCA Ranking	1 (First time in 2014)
All-America Selections	37

TEAM INFORMATION

2025 Record	54-10
2025 Big Ten Record (Finish)	19-3 (1st)
2025 Postseason	WCWS (t-5th) (27-3)
Final 2025 Ranking (NFCA/USA Softball)	5/6
Letterwinners Returning/Lost	17/8
Starters Returning/Lost	8/4
Newcomers	6

ROSTER BREAKDOWN

Seniors	6
Juniors	6
Sophomore	8
Freshmen	3
Pitchers	5
Catchers	3
Infielders	8
Outfield	3
Utility	4
California	11
Oregon	3
Hawaii	2
Alabama, Arkansas, Colorado, Georgia, Illinois, Texas, Washington	1

PRONUNCIATIONS

#4 Addison Amaral	AM-uh-rah-l
#33 Lyndsey Grein	GRINE (like grind)
#1 Taryn Ho	TARE-en (like Karen)
#13 Stefini Ma'ake	Stephanie mah-AH-kay
2 Braiesey Rosa	bray-see ROH-suh
#11 Ayanna Shaw	eye-AHN-uh
#18 Elise Sokolsky	suh-KOHL-skee

NUMERICAL ROSTER

No	Name	Pos.	B/T	Ht.	Cl.	Exp.	Hometown (High School / Previous School)
0	Elon Butler	UTIL	R/R	5-8	Sr.	TR	San Jose, Calif. (Archbishop Mitty HS / California)
1	Taryn Ho	INF	R/R	5-3	Fr.	HS	Honolulu, Hawaii (Punahou HS)
2	Braiesey Rosa	C	R/R	5-7	Jr.	1V	Waianae, Hawaii (Waianae HS)
3	Kaylynn Jones	INF	L/R	5-3	So.	1V	Denton, Texas (Denton Guyer HS)
4	Addison Amaral	INF	R/R	5-9	Jr.	TR	Salinas, Calif. (Notre Dame HS / Notre Dame)
5	Elyse Kresho	OF	R/L	5-3	So.	1V	Jasper, Ga. (Cherokee HS)
6	Katie Flannery	INF	R/R	5-8	Jr.	2V	Birmingham, Ala. (Spain Park HS)
7	Abby Steffen	INF	R/R	6-0	Jr.	1V	Chula Vista, Calif. (Eastlake HS)
11	Ayanna Shaw	OF	L/R	5-8	R-So.	1V	Lemon Grove, Calif. (Mater Dei Catholic HS)
12	Rowan Thompson	RHP	R/R	5-9	So.	1V	Salem, Ore. (South Salem HS)
13	Stefini Ma'ake	UTIL	R/R	5-9	So.	1V	San Diego, Calif. (Academy of Our Lady Peace)
15	Remmington Hewitt	INF	R/R	5-9	Sr.	3V	Pleasant Grove, Calif. (East Nicolaus HS)
17	Regan Legg	OF	R/R	5-8	Jr.	2V	Ladera Ranch, Calif. (San Juan Hills HS)
18	Elise Sokolsky	RHP	R/R	6-0	R-Sr.	2V	Rogers, Ark. (Bentonville West HS / UConn)
19	Taylor Spencer	RHP	L/R	6-0	Jr.	2V	Murrieta, Calif. (Vista Murrieta HS)
21	Emma Cox	C	R/R	6-0	So.	1V	Thornton, Colo. (Flatirons Academy)
22	Maddie Milhorn	RHP	R/R	5-11	Fr.	HS	Vancouver, Wash. (Skyview HS)
24	Rylee McCoy	INF	R/R	5-8	So.	1V	Agoura Hills, Calif. (Oaks Christian School)
25	Presley Lawton	C/UTIL	L/R	5-5	So.	1V	Medford, Ore. (North Medford HS)
31	Amari Harper	UTIL	L/R	5-7	Sr.	TR	Corona, Calif. (Santiago HS / Texas A&M)
33	Lyndsey Grein	RHP	R/R	5-7	Sr.	1V	Mokena, Ill. (Lincoln-Way Central HS / Virginia Tech)
66	Amanda Urbina	INF	R/R	5-5	Fr.	HS	Whittier, Calif. (La Mirada HS)
67	Trinity Holden	C	R/R	6-0	Sr.	2V	Lebanon, Ore. (Lebanon HS / Portland State)

ALPHABETICAL ROSTER

No	Name	Pos.	B/T	Ht.	Cl.	Exp.	Hometown (High School / Previous School)
4	Addison Amaral	INF	R/R	5-9	Jr.	TR	Salinas, Calif. (Notre Dame HS / Notre Dame)
0	Elon Butler	UTIL	R/R	5-8	Sr.	TR	San Jose, Calif. (Archbishop Mitty HS / California)
21	Emma Cox	C	R/R	6-0	So.	1V	Thornton, Colo. (Flatirons Academy)
6	Katie Flannery	INF	R/R	5-8	Jr.	2V	Birmingham, Ala. (Spain Park HS)
33	Lyndsey Grein	RHP	R/R	5-7	Sr.	1V	Mokena, Ill. (Lincoln-Way Central HS / Virginia Tech)
31	Amari Harper	UTIL	L/R	5-7	Sr.	TR	Corona, Calif. (Santiago HS / Texas A&M)
15	Remmington Hewitt	INF	R/R	5-9	Sr.	3V	Pleasant Grove, Calif. (East Nicolaus HS)
1	Taryn Ho	INF	R/R	5-3	Fr.	HS	Honolulu, Hawaii (Punahou HS)
67	Trinity Holden	C	R/R	6-0	Sr.	2V	Lebanon, Ore. (Lebanon HS / Portland State)
3	Kaylynn Jones	INF	L/R	5-3	So.	1V	Denton, Texas (Denton Guyer HS)
5	Elyse Kresho	OF	R/L	5-3	So.	1V	Jasper, Ga. (Cherokee HS)
25	Presley Lawton	C/INF	L/R	5-5	So.	1V	Medford, Ore. (North Medford HS)
17	Regan Legg	OF	R/R	5-8	Jr.	2V	Ladera Ranch, Calif. (San Juan Hills HS)
13	Stefini Ma'ake	UTIL	R/R	5-9	So.	1V	San Diego, Calif. (Academy of Our Lady Peace)
24	Rylee McCoy	INF	R/R	5-8	So.	1V	Agoura Hills, Calif. (Oaks Christian School)
22	Maddie Milhorn	RHP	R/R	5-11	Fr.	HS	Vancouver, Wash. (Skyview HS)
2	Braiesey Rosa	C	R/R	5-7	Jr.	1V	Waianae, Hawaii (Waianae HS)
11	Ayanna Shaw	OF	L/R	5-8	R-So.	1V	Lemon Grove, Calif. (Mater Dei Catholic HS)
18	Elise Sokolsky	RHP	R/R	6-0	R-Sr.	2V	Rogers, Ark. (Bentonville West HS / UConn)
19	Taylor Spencer	RHP	L/R	6-0	Jr.	2V	Murrieta, Calif. (Vista Murrieta HS)
7	Abby Steffen	INF	R/R	6-0	Jr.	1V	Chula Vista, Calif. (Eastlake HS)
12	Rowan Thompson	RHP	R/R	5-9	So.	1V	Salem, Ore. (South Salem HS)
66	Amanda Urbina	INF	R/R	5-5	Fr.	HS	Whittier, Calif. (La Mirada HS)

COACHING & SUPPORT STAFF

HEAD COACH: Melyssa Lombardi (8th season; Oklahoma, 1997)
ASSOCIATE HEAD COACH: Sam Marder (5th season; Ohio State, 2010)
ASSISTANT COACH: Sydney Romero (3rd season; Oklahoma, 2019)
ASSISTANT COACH: Alyssa Palomino-Cardoza (5th season; Arizona, 2021)
GRADUATE ASSISTANT: Karlie Charles (2nd season; Iowa State, 2024)
DIRECTOR OF PLAYER DEVELOPMENT: Paige Parker
DIRECTOR OF OPERATIONS: Ryan Guerero
ATHLETIC TRAINER: Kate Pinkerton
STRENGTH & CONDITIONING COACH: Kaelin Jackson
EQUIPMENT MANAGER: Brooke Burns
EQUIPMENT ASSISTANT: Kerra Pierce
FACILITY MANAGERS: Zac Branham, Stephenie Stephens
MANAGERS: Quincy Munyan, Kalia Lara, Owen Snyder, Cade Correa
PROGRAM ASSISTANT: Janice Beck



OVERALL NOTES

DUCKS IN THE POLLS

Tracking Oregon in the national polls.

	NFCA	USA Softball	D1 Softball	Softball America
Preseason	5	5	6	5
Week 1	15	14	16	14
Week 2	18	14	16	15
Week 3	20	17	18	14
Week 4	18	18	17	14
Week 5	18	19	21	18
Week 6	18	16	17	16
Week 7	18	17	18	16
Week 8	18	18	20	16
Week 9	15	17	17	17
Week 10	13	18	17	17
Week 11	12	14	15	15
Week 12	11	15	14	13
Week 13	11	11	10	9
Week 14	12	13	No Poll	No Poll

Final

DUCKS IN THE POLLS

Oregon has been ranked in 98-of-the-last-99-polls dating back to the 2020 preseason poll.

HONORS

Here's a quick look at the Ducks' 2026 honors:

Elon Butler, Sr., OF

- All-Big Ten Second Team
- AUSL Reserve Pool
- Big Ten Player of the Week (4/6)
- Softball America Preseason Top 100 Players (#71)
- D1 Softball Preseason Top 100 Players (#93)
- Softball America Top OF (#15)
- #21 Outfielder - Softball America March Power Rankings
- #5 Outfielder - Softball America April Power Rankings
- #5 Outfielder - Softball America May Power Rankings

Lyndsey Grein, Sr., RHP

- All-Big Ten First Team
- AUSL Reserve Pool
- D1 Softball National Pitcher of the Week (4/14)
- Big Ten Pitcher of the Week (4/13)
- NFCA National Pitcher of the Week (3/24)
- D1 Softball Preseason All-America, 1st Team
- Softball America Preseason All-America, 2nd Team
- Softball America Preseason Top 100 Players (#25)
- D1 Softball Preseason Top 100 Players (#11)
- Softball America Top Pitchers (#7)
- D1 Softball Top Pitchers (#5)
- Big Ten Conference Players to Watch
- #9 Pitcher - Softball America March Power Rankings
- #10 Pitcher - Softball America April Power Rankings
- #8 Pitcher - Softball America May Power Rankings

Amari Harper, Sr., UTIL

- All-Big Ten First Team
- AUSL Draft: 3rd Round by OKC Spark (No. 14 overall)
- AUSL Golden Ticket
- Softball America Preseason Top 100 Players (#73)
- Softball America Top UTIL (#7)
- Big Ten Conference Players to Watch
- #24 Outfielder - Softball America May Power Rankings

Remington Hewitt, Rr., INF

- Big Ten Sportsmanship Award

Elise Sokolsky, R-Sr., RHP

- AUSL Reserve Pool
- D1 Softball Preseason Top 100 Players (#72)
- D1 Softball Top Pitchers (#24)

Addison Amaral, Jr., INF

- D1 Softball Preseason Top 100 Players (#70)
- Softball America Top SS (#10)
- D1 Softball Top SS (#8)

Kaylynn Jones, So., INF

- Big Ten All-Defensive Team (2B)
- NFCA Leadoff Classic All-Tournament Team

Stefini Ma'ake, So., UTIL

- Big Ten All-Tournament Team
- All-Big Ten First Team
- Big Ten Player of the Week (5/4)
- D1 Softball Preseason Top 100 Players (#85)
- D1 Softball Top DP/UTIL (#10)

Rylee McCoy, So., INF

- D1 Softball Preseason All-America, 2nd Team
- D1 Softball Preseason Top 100 Players (#30)
- Softball America Preseason Top 100 Players (#51)
- Softball America Top 1B (#5)
- D1 Softball Top DP/UTIL (#3)
- Big Ten Conference Players to Watch

Taryn Ho, Fr., INF

- Big Ten Freshman of the Week (4/6)
- D1 Softball Top 100 Freshman Watch List
- Softball America Freshman Watch List (Big Ten)

Maddie Milhorn, Fr., RHP

- D1 Softball Top 100 Freshman Watch List
- Softball America Freshman Watch List (Big Ten)

Amanda Urbina, Fr., INF

- D1 Softball Top 100 Freshman Watch List

NFCA POLL

May 12, 2026

Note: **Bold** denotes Oregon and/or its 2026 opponents

Rank	Team (1st place votes)	Points	Record
1	Nebraska (26)	768	46-6
2	Oklahoma (2)	720	48-8
3	Alabama (2)	707	49-7
4	Texas Tech (1)	671	52-6
5	UCLA	629	47-8
6	Texas	603	42-10
7	Florida State	600	49-8
8	Tennessee	583	42-10
9	Florida	561	48-10
10	Arkansas	494	42-11
11	Virginia Tech	437	46-10
12	Oregon	424	40-12
13	Duke	404	39-14
14	Stanford	357	39-14
15	Oklahoma State	306	38-15
16	Georgia	298	38-18
17	Texas A&M	284	36-17
18	LSU	219	37-17
19	Arizona State	191	41-16
20	Mississippi State	187	38-18
21	Grand Canyon	175	52-8
22	Arizona	162	35-16
23	UCF	81	38-16-1
24	Virginia	74	38-13
25	Louisville	66	44-12

Others receiving votes: Belmont (52), USF (15), Ole Miss (2), **South Carolina (2)**, **Southeastern Louisiana (2)**, Omaha (1).

ESPN/USA SOFTBALL POLL

May 12, 2026

Note: **Bold** denotes Oregon and/or its 2026 opponents

Rank	Team (1st place votes)	Points	Record
1	Nebraska (13)	603	46-6
2	Alabama (6)	595	49-7
3	Texas (3)	572	42-10
4	Oklahoma (3)	568	48-8
5	Arkansas	516	42-11
6	Texas Tech	478	52-6
7	UCLA	451	47-8
8	Tennessee	445	42-10
9	Florida State	416	49-8
10	Florida	423	48-10
11	Georgia	376	38-18
12	Duke	337	39-14
13	Oregon	315	40-12
14	Virginia Tech	279	46-10
15	Oklahoma State	264	38-15
16	Texas A&M	263	36-17
17	Stanford	213	39-14
18	LSU	207	37-17
19	Arizona State	166	41-16
20	Mississippi State	156	38-18
21	Arizona	139	35-16
22	Clemson	81	33-20
23	UCF	64	38-16-1
24	Louisville	41	44-12
25	Grand Canyon	35	52-8

Others receiving votes: **South Carolina (33)**, Ole Miss (31), **Washington (12)**, Belmont (11), **Oregon State (10)**, Jacksonville State (6), Kansas (2), Saint Mary's (2), **Indiana (1)**.



SEASON/CAREER STARTS

TOTAL STARTS

Player	2026	Career
Elon Butler	52	216*
Amari Harper	52	197*
Katie Flannery	48	140
Addison Amaral	30	135*
Kaylynn Jones	52	115
Stefini Ma'ake	43	98
Lyndsey Grein	25	91*
Emma Cox	50	90
Rylee McCoy	32	85
Elise Sokolsky	14	77*
Ayanna Shaw	50	73
Braiesey Rosa	13	43
Taryn Ho	41	41
Taylor Spencer	8	20
Maddie Milhorn	5	5
Elyse Kresho	4	5
Remmington Hewitt		4
Abby Steffen		3
Rowan Thompson		1

*includes starts at previous school

CONSECUTIVE STARTS

Player	2026	Overall
Kaylynn Jones	52	95
Elon Butler	52	52
Amari Harper	52	52
Ayanna Shaw	38	38
Stefini Ma'ake	32	32
Katie Flannery	24	24
Emma Cox	21	21
Taryn Ho	17	17
Rylee McCoy	4	4

HITTING STREAKS

Player	Current	Career Best
Elon Butler	1	13 (2026)
Addison Amaral	---	11 (2024)
Amari Harper	11	11 (2026)
Emma Cox	---	10 (2026)
Kaylynn Jones	4	7 (2026)
Braiesey Rosa	---	7 (2025)
Ayanna Shaw	---	7 (2026)
Katie Flannery	2	6 (2025)
Taryn Ho	---	6 (2026)
Stefini Ma'ake	---	6 (2025)
Rylee McCoy	3	6 (2025)
Remmington Hewitt	---	3 (2024)
Trinity Holden	1	1 (2026)
Abby Steffen	1	1 (2026)

2026 PINCH-HITTING

Player	Line	
Braiesey Rosa	1-13	BB, RBI
Rylee McCoy	2-8	2 2B, 2 BB, 4 RBI, HBP
Addison Amaral	4-7	2B, 2 RBI, BB, HBP
Remmington Hewitt	0-4	BB, 2 HBP
Stefini Ma'ake	1-3	HR, 3 RBI, 2HBP
Amanda Urbina	0-4	RBI
Emma Cox	1-2	BB
Abby Steffen	1-1	BB
Trinity Holden	1-1	RBI
Taryn Ho	0-0	BB
Total	11-43	3 2B, HR, 8BB, 6HBP, 12RBI

PITCHING/DEFENSE NOTES

PITCHING/DEFENSE RANKINGS - TEAM

Category	Stat	Big Ten Rank	NCAA Rank
ERA	3.57	4	
Fielding Pct.	.967	6	
Hits Allowed/7 IP	6.25	3	21
Shutouts	7	7	
Strikeouts/7 IP	7.35	2	10
Strikeout-to-Walk Ratio	2.86	2	11
WHIP	1.26	2	22

PITCHING RANKING - PLAYER

Elise Sokolsky	Stat	Big Ten Rank	NCAA Rank
Saves	4	2	24
Strikeout-to-Walk	2.60	7	

PITCHING RANKING - PLAYER

Lyndsey Grein	Stat	Big Ten Rank	NCAA Rank
Appearances	43	1	6
ERA	2.73	5	
Hits Allowed/7 IP	5.07	3	32
Innings Pitched	162.1	4	
Strikeout-to-Walk	3.75	3	32
Strikeouts	195	3	17
K/7 IP	8.4	4	25
WHIP	1.05	2	28
Wins	23	2	7

ON DECK

For the second straight season, Oregon will host an NCAA Regional. The Ducks earned the No. 14 overall seed and will host Big Sky champion Idaho State, West Coast Conference Champion Saint Mary's and Mississippi State, an at-large selection out of the SEC, Friday through Sunday at Jane Sanders Stadium. Oregon will open the tournament by facing Idaho State Friday at 7 p.m. on ESPNU. Saint Mary's-MSU will be the first game on Friday at 4:30 p.m. The Regional will be panned down to two teams on Saturday and the Regional final will be Sunday. The Ducks earned the right to host a regional after going 40-12 overall and tying for second in the Big Ten Conference at 20-4. Oregon had a final RPI of nine, an overall strength of schedule of nine and a non-conference strength of schedule of four. This is the sixth straight NCAA Tournament appearance for the Ducks under coach Melyssa Lombardi and the 26th NCAA appearance all-time in program history. Last season, Oregon advanced to the Women's College World Series for the first time since 2018.

NCAA EUGENE REGIONAL OPPONENTS

Oregon and Idaho State played earlier this season in the Oregon Classic in Eugene. The Ducks won, 4-3, in eight innings on **Elon Butler's** double that scored pinch-runner **Presley Lawton**. Butler went 3-for-4 in that game with two doubles and two RBI. Oregon now leads the all-time series with the Bengals, 10-1. The Ducks and Saint Mary's have played 26 times previously and Oregon leads the series 22-4. The last meeting was a 4-0 Duck win in 2020. Oregon and Mississippi State also played a game during the 2020 season which the Ducks won 7-2. The series with the Bulldogs is tied at 1-1. This will be Mississippi State's second trip to Eugene for an NCAA Regional. The Bulldogs were part of the 2012 Regional at Howe Field, but did not play the host Ducks. The Bulldogs lost to BYU (4-3, 9 innings) and Portland State (2-0).

2026 NCAA EUGENE REGIONAL SCHEDULE

Friday, May 15

Game 1 - Mississippi State vs. Saint Mary's - 4:30 p.m. PT (ESPN+)

Game 2 - Oregon vs. Idaho State - 7 p.m. PT (ESPNU)

Saturday, May 16

Game 3 - Game 1 Winner vs. Game 2 Winner - 2:00 p.m. PT

Game 4 - Game 1 Loser vs. Game 2 Loser - 4:30 p.m. PT

Game 5 - Game 4 Winner vs. Game 3 Loser - 7:00 p.m. PT

Sunday, May 17

Game 6 - Game 3 Winner vs. Game 5 Winner - 4:30 p.m. PT

Game 7 - Game 6 Winner vs. Game 6 Loser (if necessary) - 7:00 p.m. PT

DUCKS HONORED BY BIG TEN

Lyndsey Grein, **Amari Harper** and **Stefini Ma'ake** were named to the all-Big Ten first team, while **Elon Butler** was named to the second team. **Kaylynn Jones** was named to Big Ten All-Defensive Team. **Remmington Hewitt** was selected as Oregon's Sportsmanship Award honoree. Grein, a two-time all-Big Ten First Team selection, and Harper were unanimous selections. Butler, Ma'ake and Harper received all-Big Ten recognition for the first time. It was also the first all-defensive recognition for Jones. Ma'ake added Big Ten All-Tournament honors to her accolades by hitting two home runs and driving in five runs against Wisconsin.

NUMBERS

* 9 - Oregon is No. 9 in the current RPI rankings.

* 9 - Oregon has played the ninth-most difficult schedule nationally.

* 36 - Oregon leads the NCAA with a program-record 36 sacrifice flies.

* 6 - Oregon is sixth nationally in average attendance per game (2,087).

* 23 - **Lyndsey Grein** has won 23 games, second in the Big Ten and seventh nationally.* 5 - **Elon Butler** now owns or shares 5 school singled-season records: runs (65), doubles (18), extra base hits (39), total bases (144) and slugging percentage (.900), and could add home runs (18 - third) to that list.* 6 - **Elon Butler** broke Big Ten and Oregon single-game records with 6 hits vs. Iowa.* 14 - **Amari Harper** was drafted 14th overall in the 2026 AUSL Draft (2nd pick of the third round)



OFFENSIVE NOTES

OFFENSIVE RANKINGS - TEAM

Category	Stat	Big Ten Rank	NCAA Rank
Batting Average	.332	4	28
Doubles	75	11	
Hits	460	5	
Home Runs	67	9	46
On-Base Percentage	.417	7	37
RBI	326	5	37
Runs/Game	6.85	5	28
Sacrifice Bunts	20	11	
Sacrifice Flies	36	1	1
Slugging Percentage	.555	5	28
Stolen Bases	42	8	
Triples	17	3	21
Walks	185	7	

Emma Cox	Stat	Big Ten Rank	NCAA Rank
Sacrifice Flies	7	1	10

OFFENSIVE RANKINGS - PLAYER

Elon Butler	Stat	Big Ten Rank	NCAA Rank
Batting Average	.413	7	
Doubles	18	2	22
Hits	66	10	
Home Runs	18	10	42
On Base Percentage	.520	7	
RBI	58	11	
Runs	65	6	22
Slugging Percentage	.900	4	25
Total Bases	144	6	25

Amari Harper	Stat	Big Ten Rank	NCAA Rank
Batting Average	.404	8	
On Base Percentage	.516	9	

Ayanna Shaw	Stat	Big Ten Rank	NCAA Rank
Stolen Bases	14	9	
Triples	7	1	7

GREIN IN BIG TEN'S TOP FIVE IN NINE DIFFERENT CATEGORIES

Lyndsey Grein ranks among the Big Ten's top five in nine different statistical categories. She leads the Big Ten in appearances (43). She's second in WHIP (1.05) and wins (23), and third in strikeouts (195), hits allowed per seven innings pitched (5.07) and strikeout-to-walk ratio (3.75). Grein is fourth in innings pitched (162.1) and strikeouts per seven innings pitched (8.4), and fifth in ERA (2.73).

BUTLER OWNS FIVE SINGLE-SEASON RECORDS, NEARS ANOTHER

Elon Butler has already broken or tied five school records this season. She owns the outright single-season records for extra base hits (39), total bases (144) and slugging percentage (.900, if the season ended today). She is tied for the single-season record in doubles (18) and runs (65). Butler's 18 home runs are just one off the school's all-time mark (19).

SHAW NEARS TRIPLES RECORD

April 22 against Oregon State, Ayanna Shaw hit her seventh triple of the season, which leads the Big Ten and ranks seventh nationally. The seven triples are just one back of the school record of eight by Janie Takeda (2014).

GETTING THE RUNNER HOME FROM THIRD

Oregon leads the NCAA with a program-record 36 sacrifice flies. Emma Cox and Stefini Ma'ake lead the team with seven, which ranks 10th nationally. Amari Harper has five. Elon Butler, Taryn Ho, Kaylynn Jones and Rylee McCoy each have three.

BUTLER BETTERS UO HOME RUN MARK

Now with 55 career home runs, Elon Butler, who played her first three years at California, has seven more than Oregon's current record holder, Janelle Lindvall (48, 2013-16). Butler also has three six-RBI games this season and a fourth game with five runs driven in to lead the Ducks with 57 RBI.

CAN'T RUN ON COX

Emma Cox has thrown out 12 base runners (six caught stealing, six picked off) this season. In fact, opposing teams have only attempted 22 stolen bases against her this season on the season - second-fewest in the Big Ten (UCLA, 20).

MA'AKE NAMED BIG TEN PLAYER OF THE WEEK

After leading No. 11 Oregon to its 16th consecutive series win, Stefini Ma'ake was named Big Ten Player of the Week. It is her first conference player of the week award. Ma'ake, a sophomore from San Diego, hit .636 (7-of-11) with a double, two home runs and eight RBI as Oregon took the weekend series at No. 5 UCLA two-games-to-one. She also slugged 1.273. In game one against the Bruins, Ma'ake hit two home runs and had four RBI in Oregon's 8-2 win. In game two, she went 4-for-5 and her fourth inning, two-RBI double broke a 6-6 tie and put Oregon in the lead for good. It was Oregon's first series win at UCLA since 2015.

BAMARI HARPER RECEIVES GOLDEN TICKET, DRAFTED BY OKC SPARK

After receiving a "Golden Ticket" on April 19, senior Amari Harper was selected by the Oklahoma City Spark in the third round of the 2026 Athletes Unlimited Softball League Draft on Monday. She was the 14th pick overall. Harper is second on Oregon with a .401 average (57-of-142) and has a career-high 15 home runs to go along with nine doubles and two triples. She has driven in 47 runs. Harper is slugging .810 and has a team-best .516 on-base percentage. She will be teammates with UO assistant coach Sydney Romero, who is also with the Spark. Harper will be one of two Duck alums playing in the AUSL during the 2026 season. Shortstop Paige Sinicki, the 2024 Gold Glove winner at shortstop, was selected by the Portland Cascade in the 2025 AUSL Allocation Draft in December.

BUTLER, GREIN, SOKOLSKY NAMED TO AUSL POOL

Elon Butler, Lyndsey Grein and Elise Sokolsky were recently named to the AUSL reserve pool. AUSL teams can sign reserve pool players to replace injured players or players on their roster who have been called up to Team USA or another national team.

SEASON/CAREER STARTS

TOTAL STARTS BY POSITION*

Pitcher	2026	Career
Lyndsey Grein	25	55
Elise Sokolsky	15	53
Taylor Spencer	7	19
Maddie Milhorn	5	5
Rowan Thompson		1

Catcher	2026	Career
Emma Cox	49	85
Braiesey Rosa	3	31

First Base	2026	Career
Rylee McCoy	14	61
Stefini Ma'ake	25	30
Addison Amaral	7	7
Amari Harper	6	6
Abby Steffen		3
Remington Hewitt		2

Second Base	2026	Career
Kaylynn Jones	52	108
Katie Flannery		21

Third Base	2026	Career
Katie Flannery	48	121
Kaylynn Jones		7
Rylee McCoy		3
Addison Amaral	4	4
Remington Hewitt		1

Shortstop	2026	Career
Taryn Ho	42	42
Addison Amaral	10	10

Left Field	2026	Career
Amari Harper	45	45
Elon Butler	6	6
Elyse Kresho	1	1

Center Field	2026	Career
Ayanna Shaw	50	58
Elyse Kresho	1	2
Amari Harper	1	1

Right Field	2026	Career
Elon Butler	46	46
Stefini Ma'ake		14
Ayanna Shaw		12
Braiesey Rosa	4	4
Elyse Kresho	2	2

Designated Player	2026	Career
Stefini Ma'ake	18	52
Rylee McCoy	18	21
Addison Amaral	9	9
Braiesey Rosa	6	6
Emma Cox	1	6
Katie Flannery		2
Remington Hewitt		1

*at Oregon



NOTES

DUCKS SWEEP NORTHWEST RIVALS FOR THE FIRST TIME SINCE 2016

Oregon swept its Northwest Rivals - Oregon State and Washington - in the same season for the first time since 2016.

GREIN NAMED BIG TEN PITCHER OF THE WEEK

After leading Oregon to a road sweep of Maryland, Lyndsey Grein was named D1 Softball National Pitcher of the Week and Big Ten Conference Pitcher of the Week. This was her third career Big Ten honor and first of 2026. The senior from Mokena, Ill., went 3-0 against the Terrapins. For the weekend, she had a 0.93 ERA in 15 innings pitched. She allowed two runs on seven hits, struck out 25 and walked only two. She gave up only one extra base hit the entire series. In the game one 11-0 run-rule win, Grein struck out eight in four shutout innings and allowed two hits. She threw four hitless innings in relief in game two and struck out seven as the Ducks won 4-3 in eight innings. In the series finale, she struck out 10 in a complete game, 8-2 win.

GREIN, SPENCER THROW COMBINED ONE-HIT SHUTOUT AT NORTHWESTERN

Lyndsey Grein and Taylour Spencer threw a combined one-hit shutout March 27 at Northwestern. Grein started and retired all six batters she faced in the first two innings. Spencer (6-3) relieved in the third, struck out six and walked one in 3.1 innings, holding the shutout into the sixth inning. The only scoring threat for Northwestern came in the fourth inning when Kaylie Avvisato walked with one out and Emma Raye reached on an infield single. But Spencer struck out the next two batters she faced to end the inning. Grein returned to the circle with one out in the sixth inning and retired all five batters she faced to close out the game. She struck out four batters and allowed no walks or hits. Grein retired the side in order in the first, second and seventh innings, while Spencer set the side down in order in the third and fifth innings.

GREIN NAMED NFCA NATIONAL PITCHER OF THE WEEK

Lyndsey Grein, who threw two complete games against Purdue in West Lafayette twice in that series, was named the NFCA Division I National Pitcher of the week (3/24). The senior from Mokena, Ill., was 2-0 with a 0.44 ERA in the Purdue series. She struck out 20, walked three and allowed one run on eight hits. She held opponents to a .151 batting average. In the series opener, she threw a four-hit shutout to lead Oregon to a 6-0 victory. She struck out 11 and walked one. In game three, Grein allowed one run on three hits in the Ducks' 2-1 victory. She struck out eight and walked one and didn't allow a hit until the sixth inning. She also threw two scoreless innings in game two.

DUCKS SWEEP HUSKIES IN EUGENE FOR THE FIRST TIME SINCE 2014

Emma Cox homered three times and Amari Harper and Elon Butler homered twice as Oregon swept Washington at home for the first time since 2014. Cox had two home runs, including a grand slam, and drove in a career-high six runs in the 8-4 game one win. Harper homered in game two and game three, while Butler homered twice in the Ducks' game three victory (3-1). The UW series also saw the return of pitcher Elise Sokolsky for the first time in 10 games. She pitched the final 4.2 innings to earn the win in game two (5-4) and then tossed the final two innings in game three to earn her third save of the season.

COX, MA'AKE LEAD DUCKS AT MARYLAND

Emma Cox and Stefini Ma'ake accounted for more than half of the team's 21 RBI and three of its four home runs in the Ducks' sweep at Maryland. Cox hit .500 (4-of-8) with a pair of three-run home runs and eight RBI. Ma'ake also hit .500 (5-of-10) with a grand slam home run and five RBI.

CYCLE POWER

Elon Butler hit for the cycle April 4 against Iowa. She is the first Duck in program history to hit for the cycle. Butler singled in the first, tripled in the second, homered in the fourth and doubled in the seventh. She also set a Big Ten and UO record with six hits against the Hawkeyes. She was named Softball America National Player of the Week and Big Ten Player of the Week after hitting .583 with a double, a triple, two home runs and five RBI. She slugged 1.333 and had a .583 on-base percentage as the Ducks swept Iowa. She currently leads the team in batting (.413), doubles (16), hits (52), home runs (12), RBI (48), runs (46), on-base percentage (.528) and slugging percentage (.873).

SOKOLSKY, BUTLER HELP DUCKS COMPLETE SWEEP OF OREGON STATE

Elise Sokolsky threw a complete game seven-hitter to lead No. 12 Oregon to its 12th win in a row, a 7-2 decision against Oregon State Wednesday at Jane Sanders Stadium. With the win, the Ducks swept the 2026 series against the Beavers. Sokolsky struck out seven, walked none and allowed two runs - both unearned - in her longest outing since a complete-game win at Oregon State on April 2, 2025. The Ducks scored seven runs on 11 hits that included a homer and a double by Elon Butler, triples from Amari Harper and Ayanna Shaw and doubles by Emma Cox and Stefini Ma'ake.

NOTES FROM A RECORD-SETTING GAME IN BLOOMINGTON

Oregon defeated Indiana 24-12 on March 23 in one of the wildest games in program history. The Ducks:

- * Lost their starting pitcher to an injury after one out in the first inning.
- * Fell behind 7-0 after three innings.
- * Tied the game at 7-7 in the fourth, only to watch Indiana retake the lead, 9-7, in the next half inning.
- * Went head for the first time, 11-9, on Kaylynn Jones' three-run homer in the fifth.
- * Saw not one, but two grand slam home runs - one each by Elon Butler and Emma Cox.
- * Scored their record-breaking 24th run on senior catcher Trinity Holden's first career hit.
- * Also set school a record for RBI (23) and tied another record for hits (20).
- * Won while giving up 12 or more runs for only the second time in program history.
- * Posted the biggest comeback of the Lombardi era (7 runs).

IOWA POWER SURGE

In the three-game series with Iowa, Oregon hit .404 (36-of-89) with 30 runs, five doubles, four triples, five home runs and 28 RBI. The team slugged .719 and had a .471 on-base percentage.

HO NAMED FRESHMAN OF THE WEEK

For her efforts in Oregon's sweep of Iowa, Taryn Ho was named Big Ten Freshman of the Week (April 6). Ho hit .556 (5-of-9) with a triple and five RBI in the three-game sweep. She singled and scored a run in Oregon's 10-1 win in the opener. Saturday, she helped Oregon come from behind and win, 14-13, in eight innings. Down 7-4 in the third inning, Ho hit a two-run triple to bring the Ducks within one. She then singled and scored in the fifth inning and drove in a run with her third hit of the game in the sixth inning. Her RBI ground out in the seventh inning brought the Ducks to within 13-12, before the next batter, Stefini Ma'ake, tied the game. She had a hit and an RBI in Oregon's 6-2 game three win and also tagged two runners out at third base on a double play that ended the top of fourth inning. She was perfect in the field with five put out, nine assists and no errors.

BATS HEAT UP IN BIG TEN OPENER

Oregon had one of its best offensive weekends of the season during the Penn State series. As a team, the Ducks hit .372 with four doubles, six home runs and 22 RBI. Six Ducks hit .300 or better - Amari Harper (.833), Stefini Ma'ake (.625), Elon Butler (.500), Emma Cox (.333), Taryn Ho (.333) and Kaylynn Jones (.300).

GREIN, MILHORN THROW COMPLETE GAMES VS. PENN STATE

Lyndsey Grein and Maddie Milhorn threw back-to-back complete games in the Penn State series. Grein tossed a two-hitter while striking out 12 in an 8-2 win in game one, while Milhorn allowed one run on three hits in the Ducks' 10-1 run-rule win in game two.

HARPER HAS THE HOT HAND AT THE JANE SANDERS CLASSIC

Amari Harper went 8-for-15 (.533) at the Jane Sanders Classic. She had two doubles, a home run and six RBI. A walk and two hit-by-pitches gave her a .611 on-base percentage.

MILHORN THROWS SIX STRONG AGAINST SACRAMENTO STATE

Though she didn't get credited with the win, Maddie Milhorn started and threw 6.0 strong innings March 7 versus Sacramento State. She gave up one run on two hits, struck out eight and walked one as the Ducks scored in the bottom of the seventh for a 2-1 win.

BUTLER TEARS UP THE HOUSE

In seven games between Feb. 21 and March 4, Elon Butler had 20 RBI in on three home runs and seven doubles. She had two six-RBI games in that span - Feb. 27 versus Stetson and March 4 at Oregon State - and also hit grand slams in both games. She also extended her career-best hitting streak to 13 games before it came to an end March 7.



RECORD BOOK - INDIVIDUAL

INDIVIDUAL SEASON

RUNS

#	Runs	Player	Year
1.	65	Kai Luschar	2025
	65	Elon Butler	2026
3.	64	Courtney Ceo	2014
	64	Suzie Barnes	2007

DOUBLES

#	2B	Player	Year
1.	18	Missy Coe	1999
	18	Elon Butler	2026
3.	17	3 tied	

TRIPLES

#	3B	Player	Year
1.	8	Janie Takeda	2014
2.	7	Kathy Stahl	1995
	7	Ayanna Shaw	2026

HOME RUNS

#	HR	Player	Year
1.	19	Rylee McCoy	2025
	19	Ann Marie Topps	2007
3.	18	Elon Butler	2026
4.	17	Gwen Svekis	2018
	17	Nikki Udria	2016
6.	16	Ariel Carlson	2024
	16	DJ Sanders	2018
	16	Andrea Vidlund	2003
9.	15	Janelle Lindvall	2016
	15	Koral Costa	2015
	15	Jill Robinson	2000
	15	Ariel Carlson	2022
	15	Amari Harper	2026

EXTRA BASE HITS

#	XBHs	Player	Year
1.	39	Elon Butler	2026
2.	32	Rylee McCoy	2025
3.	31	Ariel Carlson	2024
	31	Kaylan Howard	2012
	31	Katie Mackey	1999
6.	30	Samantha Pappas	2012
	30	Kathy Stahl	1995
8.	29	Kedre Luschar	2025
	29	Jenn Salling	2007
10.	28	Paige Sinicki	2025
	28	Missy Coe	1999
Also	27	Amari Harper	2026

RUNS BATTED IN

#	RBI	Player	Year
1.	73	Jenn Salling	2007
2.	63	Kedre Luschar	2025
3.	61	Alexa Peterson	2014
	61	Ann Marie Topps	2007
5.	60	Gwen Svekis	2018
6.	59	Rylee McCoy	2025
7.	58	Elon Butler	2026
8.	55	Ariel Carlson	2024
	55	Nikki Udria	2016
	55	Kailee Cuico	2014
Also	54	Emma Cox	2026

TOTAL BASES

#	TBs	Player	Year
1.	144	Elon Butler	2026
2.	138	Jenn Salling	2007
3.	133	Nikki Udria	2016
4.	132	Rylee McCoy	2025
	132	Courtney Ceo	2014
6.	131	Kedre Luschar	2025
7.	127	Missy Coe	1999
8.	124	Samantha Pappas	2012
9.	121	Ariel Carlson	2024
	121	Janie Takeda	2013
Also	118	Amari Harper	2026

SLUGGING PERCENTAGE

#	PCT	Player	Year
1.	.900	Elon Butler	2026
2.	.873	Jenn Salling	2007
3.	.820	Rylee McCoy	2025
4.	.808	Amari Harper	2026
5.	.784	Alexa Peterson	2013

WALKS

#	BBs	Player	Year
1.	46	Jenn Salling	2007
2.	39	Jenna Lilley	2015
3.	38	Dezianna Patmon	2025
	38	Katie Mackey	1999
5.	37	Jenna Lilley	2018
	37	Sari-Jane Jenkins	2008
	37	Triawn Custer	2001
8.	36	April Utecht	2019
9.	35	Kai Luschar	2025
10.	34	Elon Butler	2026
11.	33	Jennie Cook	1998
	33	Kaylynn Jones	2026
Also	29	Amari Harper	2026

SACRIFICE FLIES

#	SF	Player	Year
1.	10	Alexa Peterson	2014
2.	7	Emma Cox	2026
	7	Stefini Ma'ake	2026
4.	6	Jenna Lilley	2015
5.	5	Amari Harper	2026
	5	Ariel Carlson	2024
	5	Alyssa Daniell	2024
	5	Gwen Svekis	2018
	5	Lauren Lindvall	2017
	5	Jenn Salling	2007
	5	Ann Marie Topps	2007

VICTORIES

#	Wins	Player	Year
1.	42	Katie Wiese	1989
2.	35	Cheridan Hawkins	2014
3.	33	Jessica Moore	2012
4.	30	Lyndsey Grein	2025
	30	Cheridan Hawkins	2015
6.	27	Jessica Moore	2013
7.	25	Miranda Elish	2018
	25	Ani Nyhus	2004
9.	24	Cheridan Hawkins	2016
	24	Jessica Moore	2011
	24	Katie Wiese	1990
12.	23	Lyndsey Grein	2026



RECORD BOOK - TEAM

INDIVIDUAL CAREER

STRIKEOUTS

#	K	Player	Years
1.	1,081	Cheridan Hawkins	2013-16
2.	915	Jessica Moore	2010-13
3.	584	Amy Harris	2003-06
4.	475	Megan Kleist	2016-18
5.	474	Rachelle Taylor	1991-94
6.	445	Connie McMurren	1999-02
7.	435	Alicia Cook	2005-08
8.	431	Lyndsey Grein	2025-26
9.	398	Sam Skillingsstad	2009-12
10.	362	Brooke Yanez	2020-21

WINS

#	W	Player	Years
1.	108	Cheridan Hawkins	2013-16
2.	100	Jessica Moore	2010-13
3.	73	Katie Wiese	1989-90
4.	60	Rachelle Taylor	1991-94
5.	59	Megan Kleist	2016-18
	59	Jennie Cook	1996-99
7.	56	Alicia Cook	2005-08
8.	53	Lyndsey Grein	2025-26
9.	49	Amy Harris	2003-06
	49	Connie McMurren	1999-02

SAVES

#	SV	Player	Years
1.	17	Cheridan Hawkins	2013-16
2.	12	Morgan Scott	2023-24
3.	11	Jessica Moore	2010-13
	11	Andrea Vidlund	2000-03
5.	10	Amy Harris	2003-06
6.	9	Elise Sokolsky	2023-26

TRIPLES

#	3Bs	Player	Years
1.	16	Kathy Stahl	1993-96
2.	15	Alysson Smith	1976-79
3.	13	Janie Takeda	2012-15
4.	11	Kim Manning	1989-92
	11	Laura Schmidt	1991-94
6.	10	Lindsey Welch	1997-00
7.	9	Paige Sinicki	2022-25
	9	Suzie Barnes	2004-07
9.	8	Lisa Preston	1993-96
	8	Hanna Delgado	2021-24
8	Ayanna Shaw	2024-26	

SINGLE GAME RECORDS - TEAM

Runs	24	at Indiana (3/23)
Hits	20*	at Indiana (3/23)
RBI	23	at Indiana (3/23)
2B	7*	vs. Samford (3/1)

SINGLE GAME RECORDS - INDIVIDUAL

Runs	4*	Elon Butler vs. Iowa (4/4)
Hits	6	Elon Butler vs. Iowa (4/4)
3B	2*	Kaylynn Jones vs. Iowa (4/5)

* Tied record

TEAM SEASON

BATTING AVERAGE

#	AVG	Year
1.	.359	2015
2.	.353	2016
3.	.345	2025
4.	.342	2014
5.	.331	2026
6.	.329	2013
7.	.324	2017
8.	.322	2018
9.	.310	2007

RUNS

#	R	Year
1.	491	2025
2.	445	2014
3.	441	2016
4.	435	2015
5.	399	2017
6.	385	2018
7.	374	2013
8.	363	2012
9.	361	1998
10.	356	2026

RUNS PER GAME

#	RPG	Year
1.	7.67	2025
2.	7.60	2016
3.	7.37	2015
4.	6.86	1999
6.	6.85	2026
5.	6.74	2014
7.	6.44	2017
8.	6.33	1998
9.	6.24	1977

TRIPLES

#	3B	Year
1.	20	2014
2.	19	2025
	19	1989
4.	17	2026
5.	16	1979

HOME RUNS

#	HR	Year
1.	95	2016
2.	86	2025
3.	81	2015
4.	80	2013
5.	78	2018
6.	71	2011
7.	69	1999
8.	68	2022
9.	67	2026
10.	66	2012

RBI

#	RBI	Year
1.	438	2025
2.	399	2015
3.	394	2016
	394	2014
5.	349	2018
6.	343	2017
7.	335	2012
8.	334	2013
9.	326	2026
10.	311	19983

SLUGGING PERCENTAGE

#	SLG	Year
1.	.619	2016
2.	.593	2015
3.	.574	2025
4.	.554	2026
5.	.526	2013
6.	.524	2018
7.	.518	2014
8.	.503	2022

SACRIFICE FLIES

#	SF	Year
1.	36	2026
2.	25	2025
	25	2015

HIT BY PITCHES

#	HBP	Year
1.	66	2015
2.	58	2017
3.	54	2025
4.	45	2026
5.	43	2016

SAVES

Rank	Saves	Year
1.	17	2003
2.	11	2023
3.	10	2021
	10	2015
	10	1989
6.	9	2025
7.	8	2013
	8	1992
9.	7	2008
7	7	2026

STRIKEOUTS PER GAME

Rank	SOPG	Year
1.	8.52	2018
2.	8.33	2021
3.	8.25	2010
4.	7.69	2011
5.	7.48	2013
6.	7.11	2015
7.	7.10	2014
8.	7.05	2025
9.	7.02	2016
10.	6.92	2026



HEAD COACH MELYSSA LOMBARDI



- 2025 Big Ten Coach of the Year
- 4 NCAA Championships
- 13 Women's College World Series
- 27 NCAA Tournaments
- 11 Conference Championships
- 2 National Pitchers of the Year
- 30 All-Americans
- 111 All-Conference Players



THE LOMBARDI FILE

Oregon Experience	8th Season
Head Coaching Experience	8th Season
Collegiate Experience	29th Season
Overall Record at Oregon	279-128
Big Ten Record	39-7
Pac-12 Record	48-65
Postseason Record	17-11
Alma Mater	Oklahoma (1997)
2025 Big Ten Coach of the Year	
2017 NFCA Division I Assistant Coach of the Year	
4 NFCA National Coaching Staffs of the Year	(2000, 2013, 2016-17)
13 Regional Coaching Staffs of the Year	(1999-01, 2004, 2012-18, 2024-25)
30 All-America honors	
67 All-Region accolades	
111 All-Conference honors	
2 USA Softball Pitcher of the Year awards	
13 WCWS appearances (2000-04, 2011-14, 2016-18, 2025)	
19 NCAA Super Regional appearances	
27 NCAA Tournament appearances	
11 Conference Championships (1999, 2000, 2009, 2012-18, 2025)	
5 Conference Tournament titles (2001, 2007, 2010, 2017-18)	



THE LAST TIME...

Team

Won 10+ consecutive games12, March 27-April 22, 2026
Won 13+ consecutive games16, Feb. 14-March 7, 2025
Won 17+ consecutive games *35, Feb. 9-April 4, 2017
Won 15+ consecutive home games18, March 7, 2020-March 27, 2021
Won 5+ consecutive conference games11, March 27-April 19, 2026
Won 12+ consecutive conference games12, April 20-May 12, 2018
Won 5+ consecutive conference home games9, May 3, 2025-April 19, 2026
Won 7+ consecutive conference home games11, March 17-May 6, 2018
Won 5+ consecutive road games7, March 27-May 2, 2026
Won 8+ consecutive road games11, March 28-April 28, 2025
Won 12+ consecutive road games12, March 11-May 6, 2016
Had a walk-off win14-13 (8 innings) vs. Iowa (April 4, 2026)
Scored 10+ runs in a game13 at UCLA (May 2, 2026)
Scored 14+ runs in a game14 vs. Iowa (April 4, 2026)
Scored 15+ runs in a game*24 at Indiana (March 23, 2026)
Scored 10+ runs in three consecutive gamesFeb. 7-8, 2025
Scored 10+ runs in four consecutive gamesFeb. 7-8, 2025
Allowed 10+ runs in a game11, vs. Wisconsin (May 7, 2026)
Allowed 12+ runs in a game13, vs. Iowa (April 4, 2026)
Allowed 14+ runs in a game14, vs. Stanford (May 17, 2025)
Allowed 15+ runs in a game15, at California (May 7, 2016)
Allowed 16+ runs in a game16, vs. UCLA (April 1, 2016)
Scored 5+ runs in an inning6, at UCLA - 7th inning (May 1, 2026)
Scored 7+ runs in an inning7, at Indiana - 7th inning (March 23, 2026)
Scored 8+ runs in an inning12, at Rutgers - 5th inning (March 29, 2025)
Scored 13+ runs in an inning*15, vs. Abilene Christian - 1st inning (March 10, 2025)
Shut out an opponent (7+ inning game)4-0, at Northwestern (March 24, 2026)
Shut out consecutive opponents2 (San Diego & Loyola Chicago), (March 1, 2025)
Shut out three consecutive opponents4, March 11, 2020-Feb. 13, 2021
Was shut out3-0 vs. Ohio State (April 24, 2026)
Was shut out at home3-0 vs. Ohio State (April 24, 2026)
Was shut out in consecutive gamesat Arizona (March 15-16, 2019)
Swept a 3-game seriesWashington (April 17-19, 2026)
Swept a 4-game seriesat California (May 13-15, 2021)
Swept back-to-back 3-game seriesat Maryland, vs. Washington (April 10-19, 2026)
Swept 3 straight 3-game series2026
.....vs. Iowa, at Maryland, vs. Washington (April 3-19, 2026)5)
Swept 4 straight 3-game series2018
.....vs. Stanford, at Washington, vs. Utah, at California (April 20-May 12, 2018)
Swept a 3-game conference seriesWashington (April 17-19, 2026)
Swept a 3-game home seriesWashington (April 17-19, 2026)
Swept a 3-game road seriesat Maryland (April 10-12, 2026)
Swept a non-conference 3-game seriesvs. Loyola Marymount (March 26-27, 2021)
Swept a 3-game road conference seriesat Maryland (April 10-12, 2026)
Swept back-to-back 3-game conference series.....at Maryland, vs. Washington (April 17-19, 2026)
Was swept in a 3-game seriesvs. Utah (May 5-7, 2023)
Was swept in a 3-game home seriesvs. Utah (May 5-7, 2023)
Was swept in a conference home seriesvs. Utah (May 5-7, 2023)
Was swept in a conference road seriesat UCLA (March 28-29, 2024)
Had back-to-back homersCox/Ma'ake vs. Indiana - 1st inning (April 20, 2026)
Hit 3+ home runs in an inning.....Sinicki/Ma'ake/Hewitt/Ked. Luschar at Rutgers - 5th inning (March 29, 2025)
Hit 5+ home runs in a game5, vs. Penn State (March 13, 2026)
Hit 6+ home runs in a game6, at Rutgers (March 29, 2025)
Hit 7+ home runs in a game*8, Washington (March 29, 2015)
Had 15+ hits in a game16, at UCLA (May 2, 2026)
Had 17+ hits in a game19, vs. Iowa (April 4, 2026)
Had 20+ hits in a game*20, at Indiana (March 23, 2026)
Had 10+ hits in 5 consecutive games5, March 9-11, 2018

Stole 5+ bases in a game6, at Minnesota (April 13, 2025)
Stole 7+ bases in a game7, vs. Buffalo (Feb. 9, 2025)
Stole 8+ bases in a game8, vs. Mount St. Mary's (March 1, 2024)
Stole 9+ bases in a game*9, at BYU (March 21, 2022)
Overcame a deficit of 5 runs in a win5 (13-8), vs. Iowa (April 4, 2026)
Overcame a deficit of 6+ runs in a win7 (7-0), at Indiana (March 23, 2026)
No hit the opposition, all games3-0 vs. Missouri (Feb. 6, 2026)
No-hit the opposition, 7 innings3-0 vs. Missouri (Feb. 6, 2026)
Was no-hit2-0 vs. Utah (May 7, 2023)
Struck out 10+ batters10, vs. Ohio State (April 24, 2026)
Struck out 11+ batters11, at Purdue (March 20, 2026)
Struck out 12+ batters12, vs. Penn State (March 13, 2026)
Struck out 13+ batters13, at Oregon State (March 4, 2026)
Struck out 14+ batters14, vs. Idaho State (Feb. 27, 2026)
Struck out 15+ batters15, vs. Ole Miss (Feb. 10, 2022)
Struck out 16+ batters17, vs. BYU (Feb. 7, 2020)
Struck out 18+ batters*18, at UNLV (Feb. 14, 2014)

Individual

Had a 10-game hitting streak12, Amari Harper, April 12-May 7, 2026
Had a 13-game hitting streak13, Elon Butler, Feb. 29-March 6, 2026
Had a 14-game hitting streak14, Kedre Luschar, Feb. 21-March 14, 2025
Had a 15-game hitting streak18, Allee Bunker, Feb. 25-March 26, 2022
Had a 19-game hitting streak*19, Courtney Ceo, 2015
Hit for the cycleElon Butler vs. Iowa (April 4, 2026)
Hit a grand slamKatie Flannery vs. Ohio State (April 25, 2026)
Hit a walk-off home runDezianna Patmon vs. Stanford (May 18, 2025)
Hit a lead-off home runElon Butler vs. Iowa (April 4, 2024)
Hit a pinch-hit home runStefini Ma'ake at Oregon State (March 4, 2025)
Hit 2 home runsStefini Ma'ake vs. Wisconsin (May 7, 2026)
Hit 2 home runs at JSSEmma Cox vs. Ohio State (April 25, 2026)
Hit an inside the park home runValery Wong vs. Notre Dame (Feb. 23, 2024)
Had a walk-offEmma Cox (SF) vs. Iowa (April 4, 2026)
Had a walk-off hitElon Butler (2B) vs. Idaho State (Feb. 27, 2026)
Had a walk-off home runDezianna Patmon vs. Liberty (May 23, 2025)
Homered in consecutive gamesEmma Cox vs. Ohio State (April 25-26, 2026)
Homered in 3 straight gamesEmma Cox at Maryland & vs. Washington (April 12-18, 2025)
Homered in 4 straight gamesValery Wong, 4, at UNC Greensboro, vs. Penn State, vs. UConn, at UNC (March 3-5, 2021)
Scored 4+ runs in a game*4, Elon Butler vs. Iowa (April 4, 2026)
Had 5+ hits in a game*6, Elon Butler (April 4, 2026)
Had 5 RBI in a game5, Stefini Ma'ake vs. Wisconsin (May 7, 2026)
Had 6+ RBI in a game6, Emma Cox vs. Washington (April 17, 2026)
Had 7+ RBI in a game7, Paige Sinicki vs. Abilene Christian (March 10, 2025)
Had 8+ RBI in a game*9, Gwen Svekis vs. Oregon State (March 15, 2015)
Stole 3 bases in a game3, Kedre Luschar at Rutgers (March 29, 2025)
Stole 4+ bases in a game*4, Kai Luschar vs. Mount St. Mary's (Feb. 29, 2024)
Walked 3 times in a game4, Amari Harper vs. Ohio State (April 25, 2026)
Threw a no-hitterLyndsey Grein vs. Missouri, 7 innings (Feb. 6, 2026)
Threw a seven-inning no-hitterLyndsey Grein vs. Missouri, (Feb. 6, 2026)
Pitched a complete-game shutout (7+ innings).....Lyndsey Grein at Purdue, (March 20, 2026)
Struck out 10+ batters in a game10, Lyndsey Grein vs. Ohio State (April 24, 2026)
Struck out 11+ batters in a game11, Lyndsey Grein at Purdue (March 20, 2026)
Struck out 12+ batters in a game12, Lyndsey Grein vs. Penn State (March 13, 2026)
Struck out 13+ batters in a game14, Lyndsey Grein vs. Missouri (Feb. 6, 2026)
Struck out 15+ batters in a game15, Makenna Kliethermes vs. Ole Miss (Feb. 10, 2022)
Struck out 16+ batters in a game17, Brooke Yanez vs. George Washington (Feb. 7, 2020)
Struck out 18+ batters in a game*18, Cheridan Hawkins at UNLV (Feb. 14, 2014)
* - school record



2026 HOME RUN BREAKDOWN

No.	Player	Date	Opponent	On Base	Inning	Outs	Count	Score	Final
1.	Amari Harper (1)	2/6	vs. Clemson	0	3	1	2-2	2-3	5-6
2.	Stefini Ma'ake (1)	2/7	vs. Liberty	3	6	1	2-2	2-1	10-2
3.	Emma Cox (1)	2/7	vs. Liberty	1	7	0	1-1	8-1	10-2
4.	Elon Butler (1)	2/13	vs. Cal State Fullerton	0	6	1	0-1	6-3	7-3
5.	Emma Cox (2)	2/14	vs. Kentucky	0	5	0	2-2	8-0	9-0
6.	Amari Harper (2)	2/15	at Stanford	0	3	0	1-0	1-2	4-5
7.	Amari Harper (3)	2/19	vs. Auburn	1	1	0	0-1	0-3	5-10
8.	Elon Butler (2)	2/19	vs. Texas A&M	0	4	1	1-1	0-0	2-1
9.	Amari Harper (4)	2/21	vs. Duke	1	8	2	3-2	8-6	11-8
10.	Elon Butler (3)	2/27	Stetson	3	2	2	0-1	3-0	10-1
11.	Addison Amaral (1)	2/27	Stetson	1	3	1	1-1	7-0	10-1
12.	Elon Butler (4)	2/28	Stetson	0	1	2	1-0	0-1	4-1
13.	Kaylynn Jones (1)	2/28	Samford	2	4	2	3-2	2-0	8-0
14.	Rylee McCoy (1)	3/1	Samford	2	1	1	2-2	0-2	18-2
15.	Elon Butler (5)	3/4	at Oregon State	3	2	2	0-0	2-0	11-3
16.	Stefini Ma'ake (2)	3/4	at Oregon State	2	5	2	2-2	6-3	11-3
17.	Stefini Ma'ake (3)	3/4	at Oregon State	0	7	1	0-1	9-3	11-3
18.	Amari Harper (5)	3/6	Oregon State	1	3	9	2-0	3-3	8-3
19.	Kaylynn Jones (2)	3/6	Sacramento State	0	3	0	3-2	2-6	7-6
20.	Elon Butler (6)	3/6	Sacramento State	0	5	2	2-1	3-6	7-6
21.	Rylee McCoy (2)	3/7	Nevada	1	3	1	0-0	5-3	5-8
22.	Elon Butler (7)	3/13	Penn State	1	1	1	3-2	0-0	8-2
23.	Elon Butler (8)	3/13	Penn State	0	3	0	3-1	3-0	8-2
24.	Amari Harper (6)	3/13	Penn State	0	3	0	3-2	4-0	8-2
25.	Amari Harper (7)	3/13	Penn State	1	4	2	2-1	5-1	8-2
26.	Rylee McCoy (3)	3/13	Penn State	0	4	2	2-1	7-1	8-2
27.	Elon Butler (9)	3/14	Penn State	2	4	2	2-1	7-1	10-1
28.	Kaylynn Jones (3)	3/23	at Indiana	2	5	1	NA	8-9	24-12
29.	Elon Butler (10)	3/23	at Indiana	3	6	2	NA	12-9	24-12
30.	Amari Harper (8)	3/23	at Indiana	0	6	2	NA	16-9	24-12
31.	Emma Cox (3)	3/23	at Indiana	3	7	0	NA	17-11	24-12
32.	Kaylynn Jones (4)	3/28	at Northwestern	1	5	1	2-1	1-1	4-2
33.	Stefini Ma'ake (4)	3/28	at Northwestern	1	7	2	0-0	5-2	7-3
34.	Elon Butler (11)	4/3	Iowa	0	1	0	1-0	0-0	10-1
35.	Amari Harper (9)	4/3	Iowa	1	1	0	3-1	1-0	10-1
36.	Amari Harper (10)	4/3	Iowa	1	6	1	1-2	8-1	10-1
37.	Elon Butler (12)	4/4	Iowa	0	4	0	2-2	6-9	14-13
38.	Ayanna Shaw (1)	4/5	Iowa	1	4	1	2-1	1-0	6-2
39.	Emma Cox (4)	4/10	at Maryland	2	3	0	NA	0-0	11-0
40.	Amari Harper (11)	4/10	at Maryland	2	5	1	NA	9-0	11-0
41.	Stefini Ma'ake (5)	4/12	at Maryland	3	5	1	NA	1-0	8-2
42.	Emma Cox (5)	4/12	at Maryland	2	6	1	NA	5-2	8-2
43.	Emma Cox (6)	4/17	Washington	1	1	2	2-1	0-0	8-4
44.	Emma Cox (7)	4/17	Washington	3	6	2	1-0	4-3	8-4
45.	Emma Cox (8)	4/18	Washington	1	1	2	1-1	0-1	5-4
46.	Stefini Ma'ake (6)	4/18	Washington	0	1	2	1-2	2-1	5-4
47.	Amari Harper (12)	4/18	Washington	1	5	2	0-0	3-3	5-4
48.	Elon Butler (13)	4/19	Washington	0	3	0	0-0	0-0	3-1
49.	Elon Butler (14)	4/19	Washington	0	5	2	3-2	1-0	3-1
50.	Amari Harper (13)	4/19	Washington	0	6	0	2-2	2-0	3-1
51.	Elon Butler (15)	4/22	Oregon State	0	6	2	3-2	6-2	7-2
52.	Elon Butler (16)	4/25	Ohio State	2	4	2	1-0	0-4	13-6
53.	Emma Cox (9)	4/25	Ohio State	1	5	0	3-2	3-5	13-6
54.	Emma Cox (10)	4/25	Ohio State	1	6	0	1-0	7-6	13-6
55.	Katie Flannery (1)	4/25	Ohio State	3	6	1	2-1	9-6	13-1
56.	Amari Harper (14)	4/26	Ohio State	0	1	1	0-1	0-0	8-0
57.	Kaylynn Jones (5)	4/26	Ohio State	0	1	2	2-0	1-0	8-0
58.	Emma Cox (11)	4/26	Ohio State	0	0	3	1-2	4-0	8-0
59.	Elon Butler (17)	5/1	at UCLA	0	5	0	0-0	0-1	8-2
60.	Stefini Ma'ake (7)	5/1	at UCLA	0	5	2	1-1	1-1	8-2
61.	Stefini Ma'ake (8)	5/1	at UCLA	2	7	0	0-0	3-2	8-2
62.	Rylee McCoy (4)	5/1	at UCLA	1	7	1	1-0	6-2	8-2
63.	Amari Harper (15)	5/2	at UCLA	0	1	1	1-2	0-0	13-11
64.	Katie Flannery (2)	5/2	at UCLA	1	2	1	1-1	2-3	13-11
65.	Stefini Ma'ake (9)	5/7	vs. Wisconsin	2	1	1	NA	0-4	9-11
66.	Elon Butler (18)	5/7	vs. Wisconsin	0	2	2	NA	3-4	9-11
67.	Stefini Ma'ake (10)	5/7	vs. Wisconsin	0	7	0	NA	8-11	9-1

2026 DUCK TRENDS

	Under			
	Overall	B10	Lombardi	Streak
Record	40-12	20-4	279-128	L2
At Home	21-2	11-1	103-45	W2
On the Road	11-4	9-3	84-49	L1
Neutral	8-6	0-0	92-34	L1
February	12-6	0-0	103-30	W5
March	14-3	7-2	81-32	W2
April	12-1	11-1	66-34	W2
May	2-2	2-1	32-32	L2
Mondays	1-0	0-0	8-3	W2
Tuesdays	0-0	0-0	4-0	W19
Wednesdays	2-0	0-0	7-0	W21
Thursdays	1-3	0-1	18-19	L2
Fridays	13-2	7-1	90-38	W1
Saturdays	14-4	7-1	98-38	W6
Sundays	9-3	6-1	54-29	L1
vs. Unranked Opp.	31-8	15-3	236-52	L1
vs. Ranked Opp.	9-4	5-1	48-77	L1

Record in Games...

Decided by 3 runs or less	17-8	8-2	118-72	L1
Decided by 1 run	11-2	5-0	52-20	W10
During the day	28-8	14-3	198-81	L1
At night	12-4	6-1	82-47	L2

Record When Scoring...

Less than 3 runs	4-2	1-0	25-72	W4
3+ runs	36-10	19-4	254-54	L2
5+ runs	29-4	15-0	204-20	L1
8+ runs	20-1	11-0	136-4	L1
10+ runs	12-0	6-0	69-0	W173

Record When Allowing...

Less than 3 runs	24-1	13-0	192-7	W31
Less than 5 runs	32-3	16-1	272-45	W2
5+ runs	8-9	4-3	34-84	L2

Record When...

Scoring first	25-2	14-0	205-38	W22
Opponents score first	15-10	6-4	70-89	L2
Leading after 4 innings	25-3	11-0	223-16	L1
Trailing after 4 innings	5-9	4-4	27-98	L1
Tied after 4 innings	10-0	5-0	29-14	W11
Leading after 5 innings	22-1	14-0	227-6	W22
Trailing after 5 innings	6-10	2-4	23-104	L1
Tied after 5 innings	6-1	3-0	23-15	L1
Leading after 6 innings	25-0	12-0	239-2	W68
Trailing after 6 innings	3-10	2-2	9-117	L2
Tied after 6 innings	3-0	2-0	22-8	W8
Extra inning games	4-0	2-0	12-6	W7
Out-hitting opponent	34-3	18-1	232-15	W4
Getting out-hit	3-8	2-2	27-102	L2
Tied in hits	3-1	0-1	20-11	L1
Committing no errors	17-2	11-0	192-52	W17
Committing 1-3 errors	22-9	8-3	86-77	L2
Committing 4+ errors	1-1	1-1	1-2	L1
Oregon homers	29-5	15-0	189-50	L1
Opponents homer	26-6	11-3	112-97	L2
Striking out 6 or less	16-8	9-3	129-91	L2
Striking out 7+	24-4	11-1	152-37	W1
Striking out 10+	12-2	6-1	60-8	L1
Issuing no walks	9-0	4-0	53-8	W13
Walking 1-3 batters	26-4	14-2	185-71	L1
Walking 4+	5-8	2-2	37-49	L1



2-OUT SCORING

Team	Total Runs	2-Out Runs
Missouri	3	2
Clemson	5	0
Liberty	10	0
Tennessee	0	0
SE Louisiana	2	0
Cal State Fullerton	7	1
Cal State Fullerton	5	2
Kentucky	9	3
Stanford	4	1
Auburn	5	2
Texas A&M	2	0
South Carolina	2	2
Cal State Fullerton	3	1
Duke	11	6
Stetson	10	6
Idaho State	4	1
Stetson	4	2
Samford	8	6
Samford	18	6
Oregon State	11	8
Oregon State	8	3
Sacramento State	7	4
Nevada	5	0
Sacramento State	2	2
Nevada	7	1
Penn State	8	4
Penn State	10	5
Penn State	6	1
Purdue	6	4
Purdue	4	1
Purdue	2	1
Indiana	24	11
Northwestern	3	1
Northwestern	4	0
Northwestern	7	3
Iowa	10	1
Iowa	14	2
Iowa	6	1
Maryland	11	1
Maryland	4	3
Maryland	8	0
Washington	8	7
Washington	5	5
Washington	3	1
Oregon State	7	2
Ohio State	0	0
Ohio State	13	3
Ohio State	8	0
UCLA	8	1
UCLA	13	4
UCLA	3	1
Wisconsin	9	2
Total	356	125

SERIES-BY-SERIES STATS

Batting	W-L	Avg.	R	H	2B	3B	HR	RBI	BB	K
NFCA Leadoff Classic	2-3	.244	20	32	7	2	3	17	17	33
Cardinal Classic	3-1	.367	25	36	6	0	3	23	13	20
Mary Nutter Classic	3-2	.283	23	39	5	0	3	21	15	5
Oregon Classic	5-0	.400	44	44	15	3	5	42	26	10
Oregon State	1-0	.378	11	14	1	0	2	11	5	1
Jane Sanders Classic	4-1	.307	29	43	8	1	4	27	15	9
Penn State	3-0	.372	24	29	4	0	6	22	8	15
Purdue / Indiana	3-1	.317	36	38	8	2	4	31	23	14
Northwestern	2-1	.233	14	17	4	1	2	11	10	14
Iowa	3-0	.404	30	36	5	4	5	28	10	3
Maryland	3-0	.300	23	24	1	1	4	21	21	4
Washington	3-0	.311	16	23	0	0	8	16	2	13
Oregon State	1-0	.393	7	11	3	2	1	6	0	2
Ohio State	2-1	.385	21	30	2	0	7	19	6	18
UCLA	2-1	.389	24	35	4	1	6	22	10	10
Big Ten Tournament	0-1	.310	9	9	2	0	3	9	4	8
NCAA Eugene Regional										
Pitching	W-L	ERA	H	R	ER	BB	K	SV	Score	
NFCA Leadoff Classic	2-3	2.06	17	14	10	23	45	0	20-14	
Cardinal Classic	3-1	3.21	23	12	11	6	32	0	25-12	
Mary Nutter Classic	3-2	4.20	43	27	21	11	32	2	27-23	
Oregon Classic	5-0	1.63	15	7	7	6	34	1	44-7	
Oregon State	1-0	3.00	8	3	3	4	13	0	11-3	
Jane Sanders Classic	4-1	3.40	26	21	17	10	37	0	29-21	
Penn State	3-0	2.95	8	8	8	6	21	0	24-8	
Purdue / Indiana	3-1	4.41	27	20	17	15	29	0	36-20	
Northwestern	2-1	4.12	18	14	11	13	17	0	14-14	
Iowa	3-0	5.33	21	16	16	5	15	1	30-16	
Maryland	3-0	1.75	13	5	5	3	29	0	23-5	
Washington	3-0	2.67	25	9	8	6	16	1	16-9	
Oregon State	1-0	0.00	7	2	0	0	7	0	7-2	
Ohio State	2-1	2.58	9	9	7	5	23	1	21-9	
UCLA	2-1	8.56	30	24	22	9	7	1	22-19	
Big Ten Tournament	0-1	10.00	15	11	10	4	3	0	9-11	
NCAA Eugene Regional										

RECORD VS. CONFERENCES

ACC	1-2
ASUN	2-0
Big Sky	3-0
Big Ten	21-5
Big West	2-1
CUSA	1-0
Mountain West	1-1
SEC	4-2
Southern	2-0
Southland	0-1
WCC	3-0

NONCONFERENCE OPPONENT RECORDS

Team	League	Overall	Conf.
Missouri	SEC	28-29	9-15
Clemson	ACC	32-20	13-11
Liberty	CUSA	29-28	18-9
Tennessee	SEC	42-10	18-8
SE Louisiana	Southland	46-14	24-3
Cal State Fullerton	Big West	40-13	24-3
Kentucky	SEC	26-29	1-23
Stanford	ACC	37-13	18-6
Auburn	SEC	27-28	4-20
Texas A&M	SEC	36-17	16-8
South Carolina	SEC	30-26	7-17
Duke	ACC	39-14	20-4
Stetson	ASUN	36-20	18-6
Idaho State	Big Sky	37-18	10-5
Samford	Southern	28-31	14-7
Oregon State	WCC	21-32	9-9
Sacramento State	Big Sky	33-20	9-6
Nevada	MWC	39-20	16-9
Indiana	Big Ten	42-14	17-7
Wisconsin	Big Ten	32-19	14-10



2026 UNIFORM WATCH

2026 GAME-BY-GAME UNIFORMS

Date	Opponent	Jersey / Pants	Score	Notes
2/7	vs. Missouri	Green / Green	W, 3-0	First 2026 appearance
2/7	vs. Clemson	Green / Green	L, 5-6	
2/8	vs. Liberty	Black / Black	W, 10-2	First 2026 appearance
2/8	vs. Tennessee	Black / Black	L, 0-2	
2/9	vs. SE Louisiana	Yellow / Yellow	L, 2-5	First 2026 appearance
2/13	vs. Cal State Fullerton	Grey / Grey	W, 7-3	First 2026 appearance
2/14	vs. Cal State Fullerton	Black / Black	W, 5-4	
2/14	vs. Kentucky	Black / Black	W, 9-0	
2/15	at Stanford	White / Green	L, 4-5	First 2026 appearance
2/19	vs. Auburn	Grey / Black	L, 5-10	First EVER appearance
2/19	vs. Texas A&M	Grey / Black	W, 2-1	
2/20	vs. South Carolina	Green / Green	W, 2-1	
2/20	vs. Cal State Fullerton	Green / Green	L, 3-7	
2/21	vs. Duke	White / White	W, 11-8	First 2026 appearance
2/27	Stetson	Green / Green	W, 10-1	
2/27	Idaho State	Green / Green	W, 4-3	
2/28	Stetson	Black / Green	W, 4-1	First 2026 appearance
2/28	Samford	Black / Green	W, 8-0	
3/1	Samford	Yellow / Grey	W, 18-1	First EVER appearance
3/4	at Oregon State	Black / Black	W, 11-3	
3/6	Oregon State	Green / Green	W, 8-3	
3/6	Sacramento State	Green / Green	W, 7-6	
3/7	Nevada	Yellow / Black	L, 5-8	First EVER appearance
3/7	Sacramento State	Yellow / Black	W, 2-1	
3/8	Nevada	White / Grey	W, 7-3	First EVER appearance
3/13	Penn State	Grey / Grey	W, 8-2	
3/14	Penn State	Black / Black	W, 10-1	
3/15	Penn State	Pink / White	W, 6-5	First 2026 appearance
3/20	at Purdue	Black / Black	W, 6-0	
3/21	at Purdue	White / White	L, 4-7	
3/22	at Purdue	Green / Green	W, 2-1	
3/23	at Indiana	Grey / Grey	W, 24-12	
3/26	at Purdue	Green / Green	L, 3-11	
3/27	at Purdue	White / White	W, 4-0	
3/28	at Purdue	Black / Black	L, 4-2	
4/3	Iowa	Grey / Grey	W, 10-1	
4/4	Iowa	Black / Black	W, 14-13	
4/5	Iowa	Yellow / White	W, 6-2	First 2026 appearance
4/10	at Maryland	Black / Black	W, 11-0	
4/11	at Maryland	Grey / Grey	W, 4-3	
4/12	at Maryland	Green / Green	W, 8-2	
4/17	Washington	White / White	W, 8-4	
4/18	Washington	Green / Green	W, 5-4	
4/19	Washington	Yellow / Black	W, 3-1	
4/22	Oregon State	Grey / Black	W, 7-2	
4/24	Ohio State	White / White	L, 0-3	
4/25	Ohio State	Green / Green	W, 13-6	
4/26	Ohio State	Yellow / Black	W, 8-0	
5/1	at UCLA	Black / Green	W, 8-2	
5/2	at UCLA	Grey / Grey	W, 13-11	
5/3	at UCLA	Yellow / Black	L, 3-11	
5/7	Wisconsin	Grey / Grey	L, 9-11	

RECORD BOOK

2026 CUMULATIVE RECORDS

Record in Combo

(11 different combinations worn)	W-L	Pct.
Black Jersey / Green Pants	3-0	1.000
Pink Jersey / White Pants	1-0	1.000
White Jersey / Grey Pants	1-0	1.000
Yellow Jersey / Grey Pants	1-0	1.000
Yellow Jersey / White Pants	1-0	1.000
Black Jersey / Black Pants	9-1	.900
Grey Jersey / Grey Pants	6-1	.857
Green Jersey / Green Pants	10-3	.769
Grey Jersey / Black Pants	3-1	.750
Yellow Jersey / Black Pants	3-2	.600
White Jersey / White Pants	3-2	.600
White Jersey / Green Pants	0-1	.000
Yellow Jersey / Yellow Pants	0-1	.000

#DUCKSWAG

Oregon unveiled four new uniforms in 2025 - white, green, gray and yellow. Including to the two carry-over uniforms from 2024 - black and pink - the Ducks could potentially wear 26 different uniform combinations.

#33 RHP LYNDSEY GREIN



SENIOR | PITCHER

R/R | 5'7"

MOKENA, ILL.

LINCOLN-WAY CENTRAL HS / VIRGINIA TECH

CAREER SINGLE-GAME HIGHS

Stat	No.	Opponent
Innings	9.1	vs. Ole Miss (5/30/25)
Strikeouts	14	vs. Missouri (2/6/26)

CAREER NO-HITTERS

2/6/2026 vs. Missouri, 3-0 (7.0 IP, 14 K, 2 BB)

BIO QUICK HITS

CAREER NOTES

- » Ranks eighth in UO career strikeouts (431)
- » Ranks eighth in UO career wins (53)

CAREER HONORS

- » 2026 All-Big Ten First Team
- » 2025 USA Softball Player of the Year Top 10 Finalist (5th in program history & 1st since 2015 - Cheridan Hawkins)
- » 2025 USA Softball Player of the Year Top 25 Finalist
- » 2025 NFCA All-America Third Team
- » 2025 D1 Softball All-America First Team
- » 2025 Softball America Most Improved Player of the Year
- » 2025 Softball America All-America First Team
- » 2025 NFCA All-Mountain Region First Team
- » 2025 All-Big Ten First Team
- » 2025 CSC Academic All-District Team

SENIOR SEASON (2026)

- » D1 Softball National Pitcher of the Week (4/14)
- » Big Ten Pitcher of the Week (4/13)
- » NFCA National Pitcher of the Week (3/23)
- » D1 Softball Preseason All-America, 1st Team
- » Softball America Preseason All-America, 2nd Team
- » Softball America Preseason Top 100 Players (#25)
- » D1 Softball Preseason Top 100 Players (#11)
- » In four games against the SEC in 2026, was 3-1 with a 1.17 ERA, allowing four runs on eight hits and striking out 29 in 24.2 innings. Threw a no-hitter against Missouri on opening day
- » 2nd in the Big Ten in wins (23) and WHIP (1.05), & third in strikeouts (195), strikeout-to-walk ratio (3.75) and hits per 7 IP (5.07)
- » Relieved in a two-run game in the sixth inning vs. Ohio State (4/12) and pitched the final two innings for her first save of 2026
- » Went 2-0 with a 2.15 ERA and struck out 13 in the Washington series
- » Struck out 10 in the opener against the Huskies (4/17)
- » Went 5.0 shutout innings in the series finale versus UW (4/19)
- » Named D1 Softball National and Big Ten Conference POTW after going 3-0 at Maryland with a 0.93 ERA & 25 K in 15 IP
- » Vs. Maryland: Struck out 8 in 4.0 IP in Game 1; Threw 4.0 no-hit innings in relief in Game 2; Struck on 10 in a CG win in Game 3
- » Threw a two-hitter in a complete game, 2-1 win 4/3 versus Iowa
- » Combined with Taylour Spencer to throw a 1-hit shutout 3/27 at Northwestern.
- » Allowed two runs over six innings to help Oregon win game three, 4-2, and clinch the Northwestern series
- » Named the NFCA National Pitcher of the week (3/23) for her performance in the Purdue series
- » Had two complete-game wins against the Boilermakers (one complete-game shutout)
- » For the week, had a 0.44 ERA in 16 IPs. Struck out 20, walked 3, and gave up one run on 8 hits. Held opponents to a .151 batting avg.
- » Shut out the Boilermakers 6-0 on 3/20, striking out 11, walking one and giving up four hits
- » Held Purdue hitless through five innings on 3/22 in a 2-1 complete game win. Struck out 8 and walked one Allowed one run on 3 hits

GREIN'S CAREER STATS (Played 2023-24 at Virginia Tech)

Year	ERA	W	L	App	GS	CG	SHO	CSO	SV	IP	H	R	ER	BB	SO	2B	3B	HR	BF	B/Avg	WP	HBP	BK	SFA	SHA
2023	4.45	10	6	26	20	9	2	0	0	111.2	141	88	71	42	96	20	1	19	525	.298	11	1	0	4	5
2024	2.89	12	5	26	16	7	1	0	2	106.2	87	52	44	49	134	7	2	18	460	.219	8	3	0	3	7
2025	2.21	30	3	53	29	8	5	4	3	190.1	128	71	60	72	236	21	0	21	780	.186	21	15	0	1	4
2026	2.73	23	6	43	25	8	2	3	1	161.2	117	71	63	52	195	25	2	24	659	.195	16	3	0	2	2
TOTALS	2.92	75	20	148	90	32	10	7	6	570.1	473	282	238	215	661	73	5	82	2,424	.238	56	22	0	10	18

2026 - SENIOR SEASON

Date	Opponent	IP	H	R	ER	BB	K
2/6	vs. Missouri (W)	7.0	0	0	0	2	14
2/6	vs. No. 13 Clemson (L)	0.2	1	2	0	0	0
2/7	vs. No. 4 Tennessee (L)	6.0	2	2	2	6	5
2/8	vs. SE Louisiana (L)	0.2	3	3	3	1	2
2/14	vs. Cal State Fullerton (W)	4.0	2	2	2	0	7
2/14	at No. 13 Stanford (ND)	0.1	0	0	0	0	0
2/19	vs. No. 11 Texas A&M (W)	6.1	5	1	1	3	4
2/20	vs. No. 13 South Carolina (W)	5.1	2	1	1	0	6
2/21	vs. No. 20 Duke (ND)	2.0	5	2	2	0	1
2/27	Stetson (W)	4.0	0	0	0	0	8
2/27	Idaho State (W)	3.0	0	0	0	0	6
2/28	Samford (ND)	0.1	0	0	0	0	1
3/4	at Oregon State (W)	5.0	8	3	3	3	9
3/6	Oregon State (ND)	2.2	0	0	0	0	4
3/6	Sacramento State (W)	4.1	0	0	0	1	8
3/7	Nevada (ND)	0.2	1	2	0	2	0
3/7	Sacramento State (W)	1.0	0	0	0	0	1
3/8	Nevada (W)	6.2	5	3	3	1	4
3/13	Penn State (W)	7.0	2	2	2	2	12
3/15	Penn State (ND)	2.0	1	3	3	3	4
3/20	at Purdue (W)	7.0	4	0	0	1	11
3/21	at Purdue (ND)	2.0	1	0	0	1	1
3/22	at Purdue (W)	7.0	3	1	1	1	8
3/23	at Indiana (W)	4.0	7	5	4	3	3
3/26	at Northwestern (L)	3.1	4	4	3	3	0
3/27	at Northwestern (ND)	3.2	0	0	0	0	4
3/28	at Northwestern (W)	6.0	7	3	3	4	6
4/3	Iowa (W)	6.0	2	1	1	2	5
4/4	Iowa (W)	3.0	2	2	2	0	3
4/5	Iowa (W)	4.1	6	2	2	0	2
4/10	at Maryland (W)	4.0	2	0	0	0	8
4/11	at Maryland (W)	4.0	0	0	0	0	7
4/12	at Maryland (W)	7.0	5	2	2	2	10
4/17	No. 23 Washington (W)	7.0	8	4	3	1	10
4/18	No. 23 Washington (ND)	1.0	2	1	1	1	0
4/19	No. 23 Washington (W)	5.0	4	0	0	3	3
4/24	Ohio State (L)	7.0	4	3	2	3	10
4/25	Ohio State (S)	2.0	1	1	1	0	2
4/26	Ohio State (ND)	1.0	0	0	0	0	1
5/1	at No. 5 UCLA (ND)	1.0	0	0	0	0	0
5/2	at No. 5 UCLA (ND)	2.2	6	6	6	0	1
5/3	at No. 5 UCLA (ND)	2.0	4	3	3	1	3
5/7	vs. Wisconsin (L)	2.2	7	7	7	2	1

2025 - JUNIOR SEASON

Date	Opponent	IP	H	R	ER	BB	K
2/7	vs. Buffalo (W)	3.1	3	1	1	3	4
2/7	vs. Southern Utah (ND)	0.2	0	0	0	1	0
2/8	vs. Southern Utah (W)	4.0	2	1	1	4	4
2/8	at UNLV (S)	2.1	1	1	0	0	4
2/9	vs. Buffalo (W)	3.2	3	0	0	0	5
2/13	at Arizona State (ND)	2.0	4	3	3	1	2
2/14	vs. Weber State (ND)	1.0	1	0	0	0	1
2/15	vs. Utah Valley (W)	3.0	3	1	1	3	5
2/15	at Grand Canyon (S)	0.2	0	0	0	0	1
2/16	vs. Belmont (W)	5.2	1	1	0	1	12
2/20	vs. California (W)	3.1	1	0	0	1	3
2/20	vs. No. 5 Tennessee (W)	3.1	0	0	0	3	5
2/21	vs. Utah (W)	5.0	1	0	0	0	6
2/21	vs. No. 25 SDSU (ND)	1.2	2	0	0	0	2
2/22	vs. No. 22 Missouri (W)	4.2	1	0	0	4	8
2/28	San Diego (W)	2.2	3	2	1	2	5
3/1	San Diego (W)	7.0	3	0	0	1	11
3/7	No. 8 Florida State (W)	7.0	1	0	0	1	5
3/8	Oregon State (ND)	2.0	2	2	2	3	4
3/9	Abilene Christian (W)	5.0	1	0	0	2	5
3/14	at Washington (W)	6.0	2	0	0	3	11
3/15	at Washington (S)	2.1	0	0	0	0	3
3/16	at Washington (L)	5.0	6	3	3	0	4
3/21	Illinois (W)	5.0	2	1	1	2	3
3/23	Illinois (W)	2.0	1	0	0	1	7
3/28	at Rutgers (W)	3.0	0	0	0	1	7
3/29	at Rutgers (W)	1.2	0	0	0	0	2
4/4	Michigan (ND)	5.1	3	2	2	1	8
4/5	Michigan (W)	5.0	3	1	0	0	5
4/7	LMU (ND)	5.1	1	1	1	1	4
4/11	at Minnesota (W)	4.0	1	0	0	2	3
4/12	at Minnesota (W)	3.1	4	2	2	3	1
4/13	at Minnesota (W)	5.0	4	4	4	0	5
4/16	at Oregon State (W)	2.0	1	0	0	1	5
4/18	No. 8 UCLA (W)	5.1	5	0	0	2	8
4/19	No. 8 UCLA (ND)	1.0	0	0	0	0	2
4/20	No. 8 UCLA (W)	5.0	3	0	0	2	3
4/25	at Indiana (W)	4.1	4	4	4	2	7
4/26	at Indiana (ND)	2.2	2	0	0	1	5
4/27	at Indiana (ND)	1.2	5	5	5	1	2
5/2	Michigan State (L)	1.1	3	4	4	2	1
5/3	Michigan State (ND)	2.0	4	3	3	1	4
5/8	vs. Michigan (ND)	2.1	4	3	3	1	5
5/16	Weber State (W)	5.0	3	0	0	1	9
5/17	Stanford (ND)	3.0	2	2	2	3	3
5/17	Weber State (ND)	1.0	2	1	1	1	2
5/18	Stanford (W)	3.0	4	5	3	2	2
5/18	Stanford (ND)	2.1	6	7	3	0	2
5/23	Liberty (ND)	2.0	2	0	0	3	0
5/24	Liberty (W)	7.0	3	1	1	0	10
5/29	vs. No. 9 Ole Miss (W)	5.0	5	2	2	2	7
5/30	vs. No. 17 Ole Miss (W)	9.1	8	5	4	3	7
6/1	vs. No. 2 Oklahoma (L)	4.0	3	3	3	1	5



#22 RHP MADDIE MILHORN

CAREER APPEARANCES



FRESHMAN | PITCHER

R/R | 5'11"

VANCOUVER, WASH.

SKYVIEW HS

CAREER SINGLE-GAME HIGHS

Stat	No.	Opponent
Innings	6.0	vs. Sacramento State (3/7/26)
Strikeouts	8	vs. Sacramento State (3/7/26)

CAREER NO-HITTERS

BIO QUICK HITS

FRESHMAN SEASON (2026)

- » D1 Softball Top 100 Freshman Watch List
- » Softball America Freshman Watch List (Big Ten)
- » Ranks eighth in the Big Ten in strikeouts-to-walk ratio (2.56)
- » Ranks eighth in the Big Ten in strikeouts-per-7 IP (7.3)
- » Allowed no runs on one hit and struck out four in 2.0 innings of relief at Maryland
- » Threw the final inning for a combined 11-0 shutout 4/10 at Maryland
- » Got her first complete game and first victory in a 10-1, five-inning win over Penn State (3/14). Allowed one run on three hits, walked none and struck out two
- » Posted an 0.72 ERA in 9.2 innings at the Jane Sanders Classic. Allowed one run on four hits and struck out 11
- » Had career highs of 6.0 IP and 8 strikeouts 3/7 versus Sacramento State
- » Allowed just one hit over the final 1.2 innings versus No. 13 South Carolina to earn her first career save
- » Made first career start 2/14 vs. Cal State Fullerton
- » No earned runs in 4.1 innings with 8 Ks during her opening weekend at the NFCA Leadoff Classic
- » Struck out 5 in 2.0 innings against Liberty (2/7)



2026 - FRESHMAN SEASON


Date	Opponent	IP	H	R	ER	BB	K
2/7	vs. No. 21 Liberty (ND)	2.0	0	1	0	1	5
2/8	vs. SE Louisiana (ND)	2.1	1	0	0	1	3
2/13	vs. Cal State Fullerton (ND)	0.2	1	0	0	0	1
2/14	vs. Cal State Fullerton (ND)	2.1	3	2	2	0	4
2/15	at No. 13 Stanford (ND)	1.0	0	0	0	1	0
2/19	vs. Auburn (ND)	3.1	6	3	3	3	6
2/20	vs. No. 13 South Carolina (S)	1.2	1	0	0	0	0
2/20	vs. Cal State Fullerton (ND)	1.0	2	2	1	1	2
2/21	vs. No. 20 Duke (ND)	2.1	2	2	2	0	0
2/27	Idaho State (ND)	0.2	1	0	0	0	2
3/1	Samford (ND)	0.1	2	2	2	2	0
3/7	Nevada (ND)	3.1	2	0	0	1	3
3/7	Sacramento State (ND)	6.0	2	1	1	1	8
3/8	Nevada (ND)	0.1	0	0	0	0	0
3/13	Penn State (W)	5.0	3	1	1	0	2
3/14	Penn State (ND)	0.1	0	0	0	1	0
3/21	at Purdue (ND)	2.0	3	1	0	0	2
3/23	at Indiana (ND)	0.2	2	1	1	0	0
3/26	at Northwestern (ND)	0.2	2	4	2	2	0
4/4	Iowa (ND)	4.2	8	10	10	3	4
4/10	at Maryland (ND)	1.0	1	0	0	0	2
4/11	at Maryland (ND)	1.0	0	0	0	1	2
4/18	No. 23 Washington	1.1	4	1	1	1	1

MILHORN'S CAREER STATS

Year	ERA	W	L	App	GS	CG	SHO	CSO	SV	IP	H	R	ER	BB	SO	2B	3B	HR	BF	B/Avg	WP	HBP	BK	SFA	SHA
2026	4.14	1	0	23	5	1	0	1	1	44.0	46	31	26	19	46	9	2	11	208	.251	4	5	0	1	0
TOTAL	4.14	1	0	23	5	1	0	1	1	44.0	46	31	26	19	46	9	2	11	208	.251	4	5	0	1	0



#18 RHP ELISE SOKOLSKY



RS-SENIOR | PITCHER

R/R | 6'0"

ROGERS, ARK.

BENTONVILLE WEST HS / UCONN

CAREER SINGLE-GAME HIGHS

Stat	No.	Opponent
Innings	7.0	7x, last at Oregon State (4/2/25)
Strikeouts	10	3x, last vs, Villanova (5/6/22)*

* while at UConn

CAREER NO-HITTERS

BIO QUICK HITS

CAREER HONORS

- » 2025 NFCA All-Mountain Region First Team
- » 2025 All-Big Ten Second Team
- » 2025 Big Ten All-Academic Team
- » 2024 All-Pac-12 Second Team
- » 2022 All-Big East First Team
- » 2022 Big East All-Academic Team

RECORD BOOK

- » Sixth in UO career saves with 8.

RS-SENIOR SEASON (2026)

- » D1 Softball Preseason Top 100 Players (#72)
- » D1 Softball Top Pitchers (#24)
- » Is second in the Big Ten with four saves
- » Seventh in the Big Ten in strikeout-to-walk ratio (2.60)
- » Is 4-1 with two saves since returning from injury on 4/18
- » Went 6.0 innings in the series opener at No. 5 UCLA (5/1) and earned the win by holding the Bruins to two runs on seven hits
- » Came in with a one-run lead and threw 2.0 innings the next day at UCLA (5/2) for the save
- » Threw 5.0 innings to earn the win 4/24 vs. Ohio State
- » Longest outing in more than a year in a complete game, 7-2 win against Oregon State (4/22). Struck out 7 with no walks
- » Returned from a minor injury that caused her to miss 10 games to pick up a win and a save against No. 23 Washington
- » Threw the final 4.2 innings in relief and got the win in the Ducks' 5-4 victory on 4-18
- » Relieved in the sixth inning of game three (4/19) against the Huskies facing a two-on, no-out situation and got a double play and a strikeout to get out of the inning. Also threw the seventh inning for her third save of the season.
- » Went the first four innings 3/15 vs. Penn State and then returned to get the final two outs to earn her fourth win of the season. Allowed two runs on two hits, walked none and struck out three.
- » Threw 4.1 innings and picked up the win to clinch the Rivalry Series 3/6 versus Oregon State
- » Went 4.2 scoreless innings against Samford (3/1) for the win
- » Threw the last two innings against Stetson (2/28), allowing just one hit, for her second save of the season
- » Got the final two outs against 2/19 No. 11 Texas A&M to earn her first save of the season
- » Went 1-0 with a 1.11 ERA at the Feb. 13-15 Cardinal Classic (6.1 IP, 9H, 1 ER, 2 BB, 7K)
- » Got the win 2/13 vs. Cal State Fullerton by allowing no runs on 5 hits. 0 BB, and 5 K in 4.2 innings
- » Recorded her 400th career strikeout Feb. 6 vs. No. 13 Clemson

RS-JUNIOR SEASON (2025)

- » Big Ten Pitcher of the Week (4/7) after going 3-0 versus Oregon State and Michigan
- » Star of the Week by Softball America (3/11) after throwing a two-hit shutout of No. 8 Florida State
- » Named an NFCA Top Performer of the Week (2/17) after posting a 0.43 ERA with 17 strikeouts and only two walks at the Littlewood Classic. Was 2-0 in four appearances (16.1 IP) and allowed just one earned run

SOKOLSKY'S CAREER STATS (Played 2022 at UConn)

Year	ERA	W	L	App	GS	CG	SHO	CBO	SV	IP	H	R	ER	BB	SO	2B	3B	HR	BF	B/Avg	WP	HBP	BK	SFA	SHA
2022	2.55	20	6	39	21	5	3	4	1	159.0	138	71	58	41	180	23	5	9	675	.204	8	13	0	3	5
2023	4.20	1	0	6	1	0	0	0	0	15.0	17	10	9	4	11	2	0	2	63	.309	1	1	0	1	2
2024	2.59	9	3	24	17	4	2	2	0	81.0	77	34	30	31	67	10	1	6	351	.248	11	2	0	2	5
2025	2.09	17	5	46	21	4	3	3	5	151.0	124	51	45	42	136	16	2	14	622	.220	10	5	0	7	5
2026	4.04	8	3	27	15	1	0	1	4	78.0	86	53	45	25	65	11	2	18	346	.274	10	5	0	0	2
TOTAL	2.70	55	17	142	75	14	8	10	10	484.0	442	219	187	143	459	62	10	49	2,057	.236	40	26	0	13	19

CAREER APPEARANCES

2026 - RS-SENIOR SEASON

Date	Opponent	IP	H	R	ER	BB	K
2/6	vs. No. 13 Clemson (ND)	3.1	3	3	3	4	4
2/7	vs. No. 4 Tennessee (ND)	1.0	0	0	0	1	2
2/8	vs. SE Louisiana (ND)	3.0	2	0	0	2	2
2/13	vs. Cal State Fullerton (W)	4.2	5	0	0	0	5
2/14	vs. Cal State Fullerton (ND)	0.2	2	0	0	1	1
2/15	at No. 13 Stanford (ND)	1.0	2	1	1	1	1
2/19	vs. Auburn (ND)	2.2	5	4	4	1	3
2/19	vs. No. 11 Texas A&M (S)	0.2	0	0	0	0	0
2/20	vs. Cal State Fullerton (L)	2.2	2	4	0	1	3
2/21	vs. No. 20 Duke (ND)	1.2	4	2	2	0	1
2/27	Idaho State (ND)	4.1	4	3	3	0	6
2/28	Stetson (S)	2.0	1	0	0	0	0
2/28	Samford (W)	4.2	3	0	0	2	5
3/4	at Oregon State (ND)	2.0	0	0	0	1	4
3/6	Oregon State (W)	4.1	4	3	3	2	4
3/7	Nevada (ND)	2.0	4	5	4	1	2
3/15	Penn State (W)	4.2	2	2	2	0	3
3/21	at Purdue (L)	1.1	3	4	4	2	3
3/23	at Indiana (ND)	0.1	0	0	0	0	0
4/8	No. 23 Washington (W)	4.2	6	2	2	0	2
4/19	No. 23 Washington (S)	2.0	1	1	1	0	1
4/22	Oregon State (W)	7.0	7	2	0	0	7
4/25	Ohio State (W)	5.0	3	5	4	2	4
5/1	at No. 5 UCLA (W)	6.0	7	2	2	2	2
5/2	at No. 5 UCLA (S)	2.0	5	3	3	1	0
5/3	at No. 5 UCLA (L)	1.1	4	4	4	0	0
5/7	vs. Wisconsin (ND)	3.0	7	3	3	0	1

2025 - RS-JUNIOR SEASON

Date	Opponent	IP	H	R	ER	BB	K
2/7	vs. Southern Utah (ND)	0.2	4	4	4	1	1
2/8	vs. Southern Utah (ND)	1.0	1	1	1	1	0
2/9	vs. Buffalo (ND)	3.0	1	1	1	2	5
2/13	at Arizona State (ND)	4.0	1	0	0	1	2
2/14	vs. Weber State (W)	5.0	2	1	1	0	6
2/15	vs. Utah Valley (ND)	2.2	0	0	0	0	2
2/15	at Grand Canyon (W)	4.2	4	0	0	1	7
2/20	vs. California (ND)	2.2	5	3	3	0	1
2/20	vs. No. 5 Tennessee (ND)	4.2	3	0	0	1	2
2/21	vs. No. 25 SDSU (W)	5.1	4	2	2	2	6
2/22	vs. No. 22 Missouri (ND)	2.1	4	3	3	2	5
2/28	San Diego (ND)	4.1	3	3	2	0	3
3/1	Loyola Chicago (W)	6.0	3	0	0	1	6
3/8	Oregon State (L)	2.2	2	1	1	0	5
3/9	No. 8 Florida State (W)	7.0	2	0	0	0	5
3/9	Abilene Christian (S)	2.0	1	1	0	0	2
3/10	Abilene Christian (W)	3.2	2	0	0	0	5
3/15	at Washington (W)	4.2	4	2	2	2	3
3/16	at Washington (ND)	0.1	0	0	0	0	1
3/22	Illinois (W)	3.0	0	0	0	2	3
3/23	Illinois (ND)	3.1	5	1	1	0	2
3/29	at Rutgers (ND)	2.2	4	2	2	1	3
4/2	at Oregon State (W)	7.0	1	1	1	2	6
4/4	Michigan (W)	1.2	1	0	0	0	2
4/5	Michigan (W)	5.0	2	0	0	3	6
4/12	at Minnesota (S)	3.2	4	2	2	0	2
4/13	at Minnesota (S)	2.0	0	0	0	0	3
4/16	at Oregon State (ND)	2.2	5	1	1	0	3
4/18	No. 6 UCLA (S)	1.2	1	1	1	0	2
4/19	No. 6 UCLA (L)	4.0	5	4	2	3	0
4/25	at Indiana (ND)	2.2	2	0	0	0	2
4/26	at Indiana (W)	2.1	3	1	1	2	2
4/27	at Indiana (W)	4.2	7	2	2	1	3
4/28	at Notre Dame (ND)	1.0	0	0	0	0	1
5/2	Michigan State (ND)	5.2	3	2	1	2	4
5/3	Michigan State (W)	5.0	3	0	0	2	5
5/4	Michigan State (W)	5.0	6	3	3	1	6
5/8	vs. Michigan (L)	2.0	5	2	2	0	2
5/17	Stanford (L)	2.0	5	2	1	0	1
5/17	Weber State (W)	6.0	1	0	0	5	4
5/18	Stanford (S)	3.0	1	0	0	5	4
5/18	Stanford (W)	0.1	0	0	0	0	0
5/23	Liberty (ND)	3.2	5	2	2	2	1
5/29	vs. No. 9 UCLA (L)	1.2	2	2	2	0	1
5/30	vs. No. 17 Ole Miss (ND)	0.2	2	0	0	0	0
6/1	vs. No. 2 Oklahoma (ND)	2.0	5	1	1	1	1



#19 RHP TAYLOUR SPENCER

CAREER APPEARANCES



JUNIOR | PITCHER

L/R | 6'0"

MURRIETA, CALIF.

VISTA MURRIETA HS

CAREER SINGLE-GAME HIGHS

Stat	No.	Opponent
Innings	6.0	2x, last vs. Portland St. (2/28/25)
Strikeouts	10	vs. Kentucky (2/14/26)

CAREER NO-HITTERS

BIO QUICK HITS

CAREER HONORS

- » 2025 Big Ten All-Academic Team
- » 2024 Pac-12 All-Freshman Team

JUNIOR SEASON (2026)

- » Appeared in relief in the middle game of the UCLA series and held the Bruins to two runs to earn the win (5/2)
- » Went the final 4.0 innings against (4/26) Ohio State, allowing one hit and striking out six, to earn the win
- » Closed out the final 2.2 innings 4/5 versus Iowa to earn her first career save. Retired eight of the nine batters she faced
- » Combined with Lyndsey Grein to throw a one-hit shutout 3/27 at Northwestern; struck out six and walked one in 3.1 innings
- » Went 2-0 at the Oregon Classic with a 0.91 ERA. Gave up 1 run on 1 hit and struck out 5
- » Threw the final 2.0 innings 2/21 against No. 20 Duke to pick up the win
- » Threw first career shutout 2/14 vs. Kentucky (9-0, 5 inn.)
- » Struck out a career-best 10 batters while only allowing one hit - a 3rd inning single - against the Wildcats
- » Struck out 4 while allowing 1 unearned run in 5.0 innings to earn the victory against No. 21 Liberty (2/7)

SOPHOMORE SEASON (2025)

- » Picked up her fourth win of the season by going 4.0 innings in relief and allowing one run at Notre Dame (4/29); Had 5K's
- » Threw 1.2 shutout innings in relief as Oregon came from behind to beat Oregon State (4/16)
- » Went 2-0 with a 0.64 ERA at the Oregon Classic
- » Threw a six-inning two-hitter and struck out a career high eight in a 9-1 win against Portland State (3/1)
- » Went 5.0 innings in relief and yielded one hit in a 9-1 win over Loyola Chicago (3/2)
- » Made first appearance of the season at the Littlewood Classic and allowed no earned runs in 10.1 innings
- » Gave up no hits in 5.0 innings and struck out five to get the win against North Dakota (2/14)

FRESHMAN SEASON (2024)

- » Ranked seventh in the Pac-12 with a 2.94 ERA
- » Ranked 10th in the Pac-12 in WHIP (1.31)
- » Closed out her freshman season by making a pair of appearances against eventual national champion Oklahoma in the NCAA Norman Regional
- » Picked up her seventh win of the season with 3.1 innings in relief April 6 vs. Washington, striking out four
- » Threw 3.0 scoreless innings in relief to get the win March 26 at Fullerton
- » Went the final 3.1 scoreless innings in relief against No. 15 Cal in the Ducks' 4-3 win. No runs on four hits; stranded two runners in the sixth, eighth and ninth innings
- » Threw 4.2 innings in relief March 1 against Mount St. Mary's, allowing no runs, one hit and striking out three, to pick up the win
- » Threw an inning of the Ducks' combined no-hitter Feb. 29 versus Mount St. Mary's
- » Allowed one run in 6.0 innings in relief to pick up the in versus Long Beach State (Feb. 23)
- » Appeared in all five games of the Mary Nutter Classic and had a 1.80 ERA in 11.2 innings
- » Strong showing against Texas A&M (Feb. 18), when she held the Aggies to two runs on four hits in 5.1 innings
- » Threw the final two innings of a combined 8-0 shutout of LMU (Feb. 17)
- » Solid opening weekend where she collected two wins (Kansas, Army)
- » Threw 10.0 innings and allowed one run on five hits (0.70 ERA) at the NFCA Leadoff Classic

2026 - JUNIOR SEASON

Date	Opponent	IP	H	R	ER	BB	K
2/6	vs. No. 13 Clemson (ND)	2.0	1	1	1	0	4
2/7	vs. No. 21 Liberty (W)	5.0	3	1	0	3	4
2/8	vs. SE Louisiana (ND)	1.0	1	1	1	1	1
2/13	vs. Cal State Fullerton (ND)	0.2	3	3	3	1	1
2/14	vs. Kentucky (W)	5.0	1	0	0	1	10
2/15	at No. 13 Stanford (L)	3.2	4	4	3	1	2
2/19	vs. Auburn (L)	1.0	3	3	3	2	2
2/20	vs. Cal State Fullerton (ND)	2.1	2	1	1	0	2
2/21	vs. No. 20 Duke (W)	2.0	4	2	1	0	2
2/28	Stetson (W)	5.0	1	1	1	1	2
3/1	Samford (W)	2.2	0	0	0	1	3
3/6	Sacramento State (ND)	2.2	6	6	5	0	2
3/7	Nevada (L)	1.0	2	1	1	1	1
3/21	at Purdue (ND)	0.2	2	2	1	2	0
3/23	at Indiana (ND)	2.0	2	6	6	5	1
3/26	at Northwestern (ND)	1.1	3	3	3	2	1
3/27	at Northwestern (W)	3.1	1	0	0	1	6
3/28	at Northwestern (ND)	0.1	1	0	0	1	0
4/5	Iowa (S)	2.2	1	0	0	0	1
4/11	at Maryland (ND)	3.0	5	3	3	0	0
4/26	Ohio State (W)	4.0	1	0	0	0	6
5/2	at No. 5 UCLA (W)	2.1	2	2	2	3	1
5/3	at No. 5 UCLA (ND)	0.2	2	4	2	2	0
5/7	vs. Wisconsin (ND)	1.1	1	1	0	2	1

2025 - SOPHOMORE SEASON

Date	Opponent	IP	H	R	ER	BB	K
2/13	at Arizona State (L)	1.0	1	1	0	0	0
2/14	vs. North Dakota (W)	5.0	0	0	0	1	5
2/15	vs. Utah Valley (ND)	1.1	1	0	0	2	1
2/15	at Grand Canyon (ND)	1.2	1	0	0	1	1
2/16	vs. Belmont (ND)	1.1	1	0	0	0	1
2/20	vs. California (ND)	1.0	4	1	1	0	0
2/21	vs. Utah (ND)	2.0	1	0	0	1	3
2/28	Portland State (W)	6.0	2	1	0	1	8
3/2	Loyola Chicago (W)	5.0	1	1	1	1	3
3/8	Oregon State (ND)	2.1	3	2	2	2	2
3/10	Abilene Christian (ND)	1.1	4	4	4	2	1
3/16	at Washington (ND)	0.2	1	1	1	3	1
3/22	Illinois (ND)	1.1	1	0	0	0	0
3/23	Illinois (ND)	1.2	2	2	0	2	0
3/29	at Rutgers (ND)	0.2	3	0	0	1	1
4/7	LMU (L)	1.2	4	4	4	0	2
4/16	at Oregon State (ND)	1.2	1	0	0	0	2
4/19	No. 6 UCLA (ND)	0.1	2	4	4	2	0
4/28	at Notre Dame (W)	4.0	2	1	1	1	5
5/17	Stanford (ND)	0.1	3	7	6	1	1

2024 - FRESHMAN SEASON

Date	Opponent	IP	H	R	ER	BB	K
2/8	vs. Indiana (ND)	2.0	0	0	0	1	0
2/9	vs. Kansas (W)	4.1	5	1	1	0	1
2/10	vs. Clemson (ND)	1.0	0	0	0	0	0
2/11	vs. Army (W)	2.2	0	0	0	0	2
2/16	vs. Texas A&M (ND)	1.1	1	0	0	1	0
2/17	vs. LMU (ND)	2.0	4	0	0	0	1
2/18	vs. Texas A&M (L)	5.1	4	2	2	2	0
2/22	vs. USC (ND)	0.2	3	1	1	0	1
2/22	vs. Baylor (ND)	0.2	2	0	0	0	1
2/23	vs. Notre Dame (ND)	2.0	0	0	0	0	0
2/23	vs. LBSU (W)	6.0	3	1	1	2	2
2/24	vs. Nebraska (ND)	2.1	4	1	1	0	0
2/29	Mt. St. Mary's (ND)	1.0	0	0	0	2	0
3/1	Mt. St. Mary's (W)	4.2	1	0	0	0	3
3/2	Maryland (ND)	1.1	3	2	2	0	3
3/8	California (ND)	1.1	3	3	3	1	0
3/8	California (W)	3.1	4	0	0	0	2
3/16	at Utah (L)	1.0	4	6	5	2	0
3/23	Arizona State (ND)	0.2	0	0	0	1	0
3/26	at Fullerton (W)	3.0	4	0	0	0	0
3/28	at UCLA (L)	1.0	1	1	1	0	2
4/5	Washington (ND)	2.1	3	1	1	0	0
4/6	Washington (W)	3.1	3	2	2	3	4

SPENCER'S CAREER STATS

Year	ERA	W	L	App	GS	CG	SHO	CSO	SV	IP	H	R	ER	BB	SO	2B	3B	HR	BF	B/Avg	WP	HBP	BK	SFA	SHA
2024	2.94	7	4	28	2	0	0	3	0	64.1	65	30	27	19	23	11	1	11	279	.265	2	10	0	2	3
2025	4.17	4	2	20	10	1	0	4	0	40.1	37	29	24	23	39	9	2	6	185	.237	1	5	0	0	1
2026	4.78	8	3	24	7	1	1	2	1	55.2	52	45	38	30	53	11	1	9	253	.242	4	0	0	3	4
TOTAL	3.89	19	9	72	19	2	1	9	1	160.1	154	104	89	72	115	31	4	26	717	.250	7	15	0	5	8

#4 INF ADDISON AMARAL



JUNIOR | INFIELDER
R/R | 5'9"
SALINAS, CALIF.
NOTRE DAME HS / NOTRE DAME

CAREER SINGLE-GAME HIGHS

Stat	No.	Opponent
Hits	3	5x, last vs. Ohio State (4/25/26)
Runs	3	2x, last vs. Pittsburgh (4/5/25)*
RBIs	5	vs. Ball State (3/10/24)*
Doubles	2	vs. Ball State (3/10/24)*
Triples	0	
Home Runs	2	vs. Boston College (4/27/24)*
Stolen Bases	1	9x, last at Northwestern (3/26/26)
Hitting Streak: 11 games, Feb. 16-Mar. 2, 2024*		
Career Multiple-hit games: 34		
Career Multiple-RBI games: 28		
* while at Notre Dame		

2026 Oregon Softball
Individual Game-by-Game for Oregon (as of May 10, 2026)

#4 Addison Amaral - 44 games (All games)

Date	Opponent	Pos	AB	R	H	RBI	2B	3B	HR	BB	SB	CS	HBP	SAC	SF	GDP	K	PO	A	E	Avg
Feb 06	vs Missouri	*ss	3	1	1	0	0	0	0	0	0	0	0	0	0	0	1	0	2	0	.333
Feb 06	vs Clemson	*ss	2	0	0	1	0	0	0	1	0	0	0	0	0	0	2	0	2	0	.200
Feb 07	vs Liberty	*ss	3	1	2	0	1	0	0	0	0	0	1	0	0	1	0	1	3	0	.375
Feb 07	vs Tennessee	*ss	2	0	1	0	0	0	0	0	0	0	0	0	0	0	1	3	3	0	.400
Feb 08	vs SE Louisiana	*ss	1	0	0	0	0	0	0	0	0	0	2	0	0	0	0	0	2	1	.364
Feb 13	vs Cal State Fullerton	*ss	2	0	1	1	0	0	0	0	1	0	0	1	0	0	1	1	0	0	.385
Feb 14	vs Cal State Fullerton	*ss	2	0	1	1	0	0	0	1	1	0	0	0	0	0	1	0	0	1	.400
Feb 14	vs Kentucky	*ss	2	1	0	0	0	0	0	0	0	0	0	1	0	0	0	0	0	0	.353
Feb 15	at Stanford	*ss	3	0	0	0	0	0	0	0	0	0	0	0	0	0	1	0	3	1	.300
Feb 19	vs Auburn	ss	0	0	0	0	0	0	0	1	0	0	0	0	0	0	0	0	0	0	.300
Feb 19	vs Texas A&M	*dh	2	0	0	0	0	0	0	1	0	0	0	0	0	0	0	0	0	0	.273
Feb 20	vs South Carolina	ph	1	0	1	0	0	0	0	0	0	0	0	0	0	0	0	0	0	0	.304
Feb 20	vs Cal State Fullerton	*dh/ss	3	0	0	1	0	0	0	0	0	0	0	0	1	0	1	0	0	0	.269
Feb 21	vs Duke	*dh	2	0	0	0	0	0	0	0	0	0	0	0	0	0	1	0	0	0	.250
Feb 27	STETSON	*dh/3b	2	1	1	2	0	0	1	0	0	0	0	0	0	0	1	1	1	0	.267
Feb 27	IDAHO STATE	*3b	3	0	0	0	0	0	0	0	0	0	0	0	0	0	0	1	1	0	.242
Feb 28	STETSON	*1b	2	0	0	0	0	0	0	0	0	0	0	0	0	1	0	7	0	0	.229
Mar 01	SAMFORD	3b	1	1	1	1	1	0	0	1	0	0	0	0	0	0	0	0	1	0	.250
Mar 04	at Oregon State	*1b	0	0	0	0	0	0	0	1	0	0	0	1	0	0	0	3	0	0	.250
Mar 06	OREGON STATE	*1b	4	0	1	0	0	0	0	0	0	0	0	0	0	0	0	6	0	0	.250
Mar 06	SACRAMENTO STAT	*3b	2	0	0	0	0	0	0	0	0	0	0	0	0	0	0	0	1	0	.238
Mar 07	NEVADA	3b	2	0	0	0	0	0	0	0	0	0	0	0	0	0	0	2	0	0	.227
Mar 13	PENN STATE	1b	0	0	0	0	0	0	0	0	0	0	0	0	0	0	0	0	0	0	.227
Mar 14	PENN STATE	*3b/1b	2	2	1	1	1	0	0	1	0	0	0	0	0	0	2	1	0	0	.239
Mar 15	PENN STATE	*3b	1	0	0	0	0	0	0	0	0	0	0	0	0	0	0	1	1	1	.234
Mar 21	at Purdue	ph	1	0	0	0	0	0	0	0	0	0	0	0	0	0	1	0	0	0	.229
Mar 22	at Purdue	*1b	1	0	0	0	0	0	0	0	0	0	0	0	0	0	5	0	1	0	.224
Mar 26	at Northwestern	ph/3b	0	1	0	0	0	0	0	0	1	0	1	0	0	0	0	0	1	0	.224
Mar 27	at Northwestern	ph	1	0	0	0	0	0	0	0	0	0	0	0	0	0	0	0	0	0	.220
Mar 28	at Northwestern	*ss/dh	4	0	1	0	0	0	0	0	0	0	0	0	0	1	2	2	0	0	.222
Apr 03	IOWA	ph	1	0	0	0	0	0	0	0	0	0	0	0	0	0	0	0	0	0	.218
Apr 10	at Maryland	*dh	2	0	0	0	0	0	0	1	0	0	0	0	0	0	0	0	0	0	.211
Apr 11	at Maryland	*1b	3	0	1	1	0	0	0	0	0	1	0	0	0	0	4	1	1	1	.217
Apr 12	at Maryland	*dh	3	0	0	0	0	0	0	0	0	0	1	0	0	0	0	0	0	0	.206
Apr 17	WASHINGTON	*dh	3	0	1	0	0	0	0	0	0	0	0	0	0	0	0	0	0	0	.212
Apr 18	WASHINGTON	ph/dh	3	0	2	0	0	0	0	0	0	0	0	0	0	0	0	0	0	0	.232
Apr 19	WASHINGTON	*dh	1	0	0	0	0	0	0	0	0	0	1	0	0	0	0	0	0	0	.229
Apr 24	OHIO STATE	*1b	1	0	0	0	0	0	0	0	0	0	0	0	0	0	0	0	0	0	.225
Apr 25	OHIO STATE	*1b	4	2	3	0	0	0	0	0	0	0	0	0	0	0	8	0	0	0	.253
Apr 26	OHIO STATE	*1b	2	0	0	0	0	0	0	0	0	0	0	0	0	0	2	5	0	0	.247
May 01	at UCLA	ph	1	0	1	0	0	0	0	0	0	0	0	0	0	0	0	0	0	0	.256
May 02	at UCLA	ph	1	0	1	2	1	0	0	0	0	0	0	0	0	0	0	0	0	0	.266
May 03	at UCLA	ph/3b	1	0	0	0	0	0	0	1	0	0	0	0	0	0	0	0	1	0	.262
Feb 06	vs Wisconsin	ph	1	0	0	0	0	0	0	0	0	0	0	0	0	0	0	0	0	0	.259
Totals		30gs	81	10	21	11	4	0	1	9	3	0	6	4	2	3	13	50	24	7	.259

On base pct. .367 • Slugging pct. .346

AMARAL'S CAREER STATS (Played 2024-25 at Notre Dame)

Year	AVG	GP	GS	AB	R	H	2B	3B	HR	RBI	OBP	SLG	OPS	BB	HBP	SO	GDP	SF	SH	SB	SBA	PO	A	E	FLD %
2024	.340	50	50	159	31	54	15	0	10	53	.374	.623	.996	10	1	19	1	4	4	1	1	73	69	10	.934
2025	.365	55	55	156	29	57	11	0	9	43	.463	.609	1.072	27	4	15	1	3	1	5	7	67	93	7	.958
2026	.259	44	30	81	10	21	4	0	1	11	.346	.367	.713	9	6	13	3	2	4	3	3	50	23	7	.912
TOTAL	.333	149	135	396	70	132	30	0	20	107	.409	.561	.970	46	11	47	6	9	9	11	190	185	24	.940	

QUICK HITS

CAREER HONORS

- » 2025 NFCA All-Region Second Team (SS)
- » 2025 All-ACC Third Team (SS)
- » 2024 NFCA All-Region Second Team (2B)
- » 2024 All-ACC Second Team (2B)
- » 2024 ACC All-Freshman Team (2B)

JUNIOR SEASON (2026)

- » D1 Softball Preseason Top 100 Players (#70)
- » Softball America Top SS (#10)
- » D1 Softball Top SS (#8)
- » Had a pair of pinch hits in the UCLA series, including a 2-RBI 2B in the Ducks' 13-11 win (5/2)
- » Went 3-for-4 and scored twice vs. Ohio State (4/25)
- » Was 2-for-3 against Washington (4/18)
- » Went 1-for-3 and drove in a run 4/11 at Maryland
- » Doubled and drove in a run 3/14 vs. Penn State
- » Homered and drove in two runs Feb. 27 vs. Stetson
- » Knocked in her 100th career RBI 2/20 vs. Cal State Fullerton
- » Drove in the go-ahead run in the sixth inning of Oregon's 5-4 win vs. Cal State Fullerton (2/14)
- » Hit .364 (4-of-11) at the NFCA Leadoff Classic

BEFORE OREGON

- » In two seasons at Notre Dame, was a .352 hitter with 26 doubles, 19 home runs and 96 RBI
- » Had a .616 slugging percentage
- » Named third team All-ACC after leading the team in nearly every offensive category, including batting average (.365), runs (29), hits (57), doubles (11), home runs (nine), RBI (43), extra base hits (20), total bases (95), slugging percentage (.609), walks (27) and on base percentage (.463)
- » Had a 12-game on-base streak and a seven-game hit streak at one point during the season
- » Drove in three or more runners in six different games
- » Led the Irish to a 6-5 win over No. 17 Duke with a pair of home runs and four RBI (4/19)
- » Recorded ed a homer, a double and three RBI in the 5-4 win over Pittsburgh (4/4)
- » Notched three hits, including a home run, against No. 17 Stanford (3/23)
- » Went 2-for-4 with a run scored in a win over No. 15 Missouri (2/8)
- » A second-team all-region honoree by NFCA region and an ACC all-second team selection in 2024
- » Also named to the ACC's all-freshman team after finishing second on the Irish with a .340 batting average and leading the team in doubles (15), home runs (10), RBI (53) and slugging percentage (.623)
- » First freshman to lead the team in RBI since 2007
- » Had an 11-game hit streak during the season





#0 UTIL ELON BUTLER

QUICK HITS



SENIOR | UTILITY
R/R | 5'8"
SAN JOSE, CALIF.
ARCHBISHOP MITTY HS / CALIFORNIA

CAREER SINGLE-GAME HIGHS

Stat	No.	Opponent
Hits	6	Iowa, (4/5/26)
Runs	4	Iowa, (4/5/26)
RBIs	6	4x, last at Indiana (3/25/26)
Doubles	2	2x, last vs. Idaho State (2/27/26)
Triples	1	5x, last at Iowa, (4/5/26)
Home Runs	2	5x, last vs. Washington (4/19/26)
Stolen Bases	3	at Fresno State (Mar. 1, 2025)*

Hitting Streak: 13 games, Feb. 19-March 6, 2026

Career Multiple-hit games: 66

Career Multiple-RBI games: 45


* while at California

RECORD BOOK

- » First Duck to hit for the cycle in program history (4/4 vs Iowa)
- » School and Big Ten single-game record 6 hits vs. Iowa (4/4)
- » Tied UO record with 4 runs (4/4 vs. Iowa)
- » Broke the season record for extra base hits and now has 39
- » Broke the season record for total bases and now has 144
- » Current slugging Pct. of .900 would be the UO season record
- » Tied the school record with 18 doubles
- » Tied the UO single-season runs list with 65
- » Tied for third on the UO season HR list with 18 (record: 19)
- » Seventh on the UO single-season RBI list with 58 (record: 73)

CAREER HONORS

- » 2026 All-Big Ten Second Team
- » 2025 NFCA All-West Region Third Team (OF)
- » 2024 NFCA All-America Second Team (2B)
- » 2024 NFCA All-Pacific Region First Team (2B)
- » 2024 All-Pac-12 Second Team
- » 2023 NFCA All-Pacific Region Third Team (2B)
- » 2023 All-Pac-12 Third Team
- » 2023 Pac-12 All-Freshman Team



2026 Oregon Softball
Individual Game-by-Game for Oregon (as of May 10, 2026)

#0 Elon Butler - 52 games (All games)

Date	Opponent	Pos	AB	R	H	RBI	2B	3B	HR	BB	SB	CS	HBP	SAC	SF	GDP	K	PO	A	E	Avg	
Feb 06	vs Missouri	*of/dh	3	0	1	0	0	0	0	0	0	0	0	0	0	0	0	1	0	0	0	.333
Feb 06	vs Clemson	*of/dh	2	1	0	1	0	0	0	1	0	0	0	0	0	1	0	0	1	0	1	.200
Feb 07	vs Liberty	*of/dh	3	2	2	1	1	1	0	1	0	0	0	0	0	0	0	0	1	0	0	.375
Feb 07	vs Tennessee	*of/dh	1	0	0	0	0	0	0	2	0	1	0	0	0	0	0	0	1	0	0	.333
Feb 08	vs SE Louisiana	*of/dh	3	1	0	0	0	0	0	1	0	0	0	0	0	0	2	0	0	0	0	.250
Feb 13	vs Cal State Fullerton	*of/dh	3	1	2	2	1	1	0	1	0	0	0	0	0	0	0	1	1	0	0	.333
Feb 14	vs Cal State Fullerton	*of/dh	2	1	1	1	0	0	0	1	1	0	0	0	0	0	0	1	0	0	0	.353
Feb 14	vs Kentucky	*of	4	1	1	0	0	0	0	0	1	0	0	0	0	0	0	0	0	0	0	.333
Feb 15	at Stanford	*of	3	1	0	0	0	0	0	0	0	0	1	0	0	0	2	1	0	0	.292	
Feb 19	vs Auburn	*of	4	0	1	0	0	0	0	0	0	0	0	0	0	0	1	2	0	0	.286	
Feb 19	vs Texas A&M	*of	3	1	1	1	0	0	1	0	0	1	0	0	0	0	1	2	0	0	.290	
Feb 20	vs South Carolina	*of/of	4	0	2	0	1	0	0	0	0	0	0	0	0	1	0	1	0	0	.314	
Feb 20	vs Cal State Fullerton	*of/of	2	1	1	0	0	0	0	2	0	0	0	0	0	0	0	1	0	0	.324	
Feb 21	vs Duke	*of/of	4	2	3	2	1	0	0	0	0	1	0	0	0	0	0	1	0	1	.366	
Feb 27	STETSON	*of/of	3	2	2	6	1	0	1	0	1	0	0	0	0	0	0	1	0	0	.386	
Feb 27	IDAHO STATE	*of	4	1	3	2	2	0	0	0	0	0	0	0	0	0	0	1	0	0	.417	
Feb 28	STETSON	*of/dh	2	1	2	2	1	0	1	1	0	1	0	0	0	0	0	0	0	0	.440	
Feb 28	SAMFORD	*of	4	0	3	2	1	0	0	0	0	0	0	0	0	0	0	1	0	0	.463	
Mar 01	SAMFORD	*of	4	2	1	0	0	0	0	1	0	0	0	0	0	0	0	0	0	0	.448	
Mar 04	at Oregon State	*of	4	1	3	6	1	0	1	1	0	0	0	0	0	0	0	0	0	0	.468	
Mar 06	OREGON STATE	*of	3	3	1	0	0	0	0	1	0	0	0	0	0	0	0	3	0	0	.462	
Mar 06	SACRAMENTO STAT	*of	4	2	2	1	1	0	1	0	0	0	0	0	0	0	0	0	0	0	.464	
Mar 07	NEVADA	*of	1	1	0	0	0	0	0	3	0	0	0	0	0	0	0	0	1	0	.457	
Mar 07	SACRAMENTO STAT	*of	3	1	0	0	0	0	0	0	0	0	0	0	0	0	0	0	0	0	.438	
Mar 08	NEVADA	*of	2	2	1	1	0	0	0	2	1	0	0	0	0	0	0	1	0	0	.440	
Mar 13	PENN STATE	*of	4	2	3	3	0	0	2	0	0	0	0	0	0	0	0	1	0	0	.456	
Mar 14	PENN STATE	*of	3	2	2	5	1	0	1	0	0	0	0	0	0	0	1	1	0	1	.463	
Mar 15	PENN STATE	*of	3	2	0	0	0	0	0	1	0	0	0	0	0	0	0	1	0	0	.447	
Mar 20	at Purdue	*of	0	1	0	0	0	0	0	4	0	0	0	0	0	0	0	0	0	0	.447	
Mar 21	at Purdue	*of	4	0	1	0	1	0	0	0	0	0	0	0	0	0	0	1	0	0	.438	
Mar 22	at Purdue	*of	3	0	0	0	0	0	0	0	0	0	0	0	0	0	0	0	1	0	.424	
Mar 23	at Indiana	*of	6	3	3	6	0	1	1	0	0	0	0	0	0	0	1	0	0	0	.429	
Mar 26	at Northwestern	*of/dh	2	0	0	1	0	0	0	0	0	0	0	0	1	0	0	2	0	0	.420	
Mar 27	at Northwestern	*of	4	1	2	0	1	0	0	0	0	0	0	0	0	0	0	1	0	0	.423	
Mar 28	at Northwestern	*of	3	3	1	0	1	0	0	2	0	1	0	0	0	0	1	2	0	0	.421	
Apr 03	IOWA	*of/dh	3	1	1	1	0	0	1	0	0	0	0	0	0	0	0	0	0	0	.418	
Apr 04	IOWA	*of	6	4	6	4	1	1	1	0	0	0	0	0	0	0	0	1	0	0	.448	
Apr 05	IOWA	*of	3	0	0	0	0	0	0	0	0	0	0	0	0	0	0	1	1	0	.437	
Apr 10	at Maryland	*of	2	1	0	0	0	0	0	2	0	0	0	0	0	0	0	0	0	0	.430	
Apr 11	at Maryland	*of	3	0	0	0	0	0	0	1	0	0	1	0	0	0	0	1	0	0	.419	
Apr 12	at Maryland	*of	2	2	0	0	0	0	0	3	1	0	0	0	0	0	1	0	0	0	.413	
Apr 17	WASHINGTON	*of	4	1	2	0	0	0	0	0	0	0	0	0	0	0	1	2	1	0	.415	
Apr 18	WASHINGTON	*of	3	0	0	0	0	0	0	0	0	0	0	0	0	0	0	1	1	0	.406	
Apr 19	WASHINGTON	*of	3	2	2	2	0	0	2	0	0	0	0	0	0	0	1	1	0	0	.412	
Apr 22	OREGON STATE	*of	4	2	2	1	1	0	1	0	0	0	0	0	0	0	1	1	0	0	.414	
Apr 24	OHIO STATE	*of	3	0	0	0	0	0	0	0	0	0	0	0	0	0	1	2	0	0	.406	
Apr 25	OHIO STATE	*of	5	1	2	3	0	0	1	0	0	0	0	0	0	0	2	2	0	0	.405	
Apr 26	OHIO STATE	*of	2	1	1	2	0	0	0	0	0	0	0	0	1	0	1	1	0	0	.407	
May 01	at UCLA	*of	3	2	2	1	1	0	1	1	0	0	0	0	0	0	1	1	0	0	.412	
May 02	at UCLA	*of	2	2	0	0	0	0	0	2	0	1	1	0	0	0	0	1	0	0	.406	
May 03	at UCLA	*of	3	1	2	0	0	0	0	0	0	0	0	0	0	0	0	0	0	0	.411	
Feb 06	vs Wisconsin	*of	2	3	1	1	0	0	1	2	0	0	0	0	0	0	0	4	0	0	.412	
Totals			52gs	160	65	66	58	18	3	18	34	7	4	5	0	3	1	23	45	4	3	.412

On base pct. .520 • Slugging pct. .900

BUTLER'S CAREER STATS (Played 2023-25 at California)

Year	AVG	GP	GS	AB	R	H	2B	3B	HR	RBI	OBP	SLG	OPS	BB	HBP	SO	GDP	SF	SH	SB	SBA	PO	A	E	FLD %
2023	.272	54	50	158	24	43	5	1	10	31	.305	.506	.811	7	1	35	0	1	1	8	11	81	79	15	.914
2024	.351	56	56	154	37	54	12	0	17	44	.431	.760	1.191	21	3	33	2	3	3	4	5	117	93	13	.942
2025	.361	58	58	166	46	60	8	1	10	37	.486	.602	1.088	38	4	24	3	2	2	16	20	69	6	5	.938
2026	.413	52	52	160	65	66	18	3	18	58	.520	.900	1.420	34	5	23	1	3	0	7	11	45	4	3	.942
TOTAL	.350	220	216	638	172	223	43	5	55	170	.442	.691	1.133	100	13	115	6	9	6	35	47	312	182	36	.932

SENIOR SEASON (2026)

- » Softball America National Player of the Week (4/7)
- » Big Ten Player of the Week (4/6)
- » Softball America Preseason Top 100 Players (#71)
- » D1 Softball Preseason Top 100 Players (#93)
- » Softball America Top OF (#15)
- » Had career-best 13-game hitting streak Feb. 19-March 6
- » 2nd in the Big Ten with 18 2B
- » 4th in the league in slugging pct. (.900)
- » 7th in the league in batting average (.413) & on base pct. (.520)
- » 18th home run of the year 5/7 vs. Wisconsin and scored three runs to tie the UO single season record (65)
- » Hit .500 (4-for-8) in the UCLA series with a 2B and a HR
- » Doubled and had 17th HR - tying her career high - 5/1 at UCLA
- » Homer #16 4/25 vs. Ohio State is one shy of a career high
- » Had a home run and five RBI in the Ohio State series
- » Threw out two runners from RF in the Washington series
- » Hit her 15th home run of the season vs. Oregon State (4/22)
- » Leads the team in 2B, hits (58), HR (15), RBI (51) and runs (55)
- » Threw out a runner at third, threw out a runner at home and made a diving catch in RF during the Washington series
- » Hit a pair of home runs in the 3-1 win against Washington (4/19)
- » Hit .583 (7-for-12) in the Iowa series with 5 runs, 1 2B, 1 3B, 2 HR and 5 RBI (including a cycle on 4/4)
- » Hit .333 (3-for-9) with 2 2B in the Northwestern series and recorded her 200th career hit
- » Hit her third grand slam of the season 3/23 at Indiana, where she also had her third 6-RBI game of 2026.
- » Also had a triple against Indiana as part of a 3-6 day
- » Drove in eight runs in the Penn State series and hit .500 (5-for-10) with a double and 3 HR
- » Homered twice and knocked in three runs vs. Penn State (3/13); her fourth career two-homer game
- » Had a 2B and HR two drive in five runs vs. Penn State (3/14)
- » Scored the winning run in the bottom of the seventh vs. Penn State (3/15) on an Emma Cox sacrifice fly.
- » Was walked 6 times and scored nine runs at the Jane Sanders Classic where she hit .308
- » Had a 2B and an HR 3/6 vs. Sacramento State
- » Grand slam with 6 RBI 3/4 at Oregon State
- » Went 11-for-17 (.647) with 5 2B, 2 HR and 12 RBI at the Oregon Classic. Slugged 1.294 with a .684 On-base %
- » Had a hit in all 5 games of the Oregon Classic and had 2+ hits in the first four games
- » Had a grand slam as part of a career-best 6 RBI day against Stetson (2/27)
- » Drove in two more runs, including the game-winning walk-off double in the eighth inning against Idaho State (2/17)



#21 C EMMA COX



SOPHOMORE | CATCHER

R/R | 6'0"

THORNTON, COLO.

FLATIRONS ACADEMY

CAREER SINGLE-GAME HIGHS

Stat	No.	Opponent
Hits	4	vs. Southern Utah (2/7/25)
Runs	3	2x, last at Indiana (3/23/26)
RBIs	6	vs. Washington (4/17/26)
Doubles	2	at Indiana (4/26/25)
Triples	0	
Home Runs	2	2x, last vs. Ohio State (4/25/26)
Stolen Bases	1	vs. Buffalo (2/9/25)
Hitting Streak	10 games	4/3-22/25
Career Multiple-Hit Games	23	
Career Multiple-RBI Games	24	

2026 Oregon Softball

Individual Game-by-Game for Oregon (as of May 10, 2026)

#21 Emma Cox - 52 games (All games)

Date	Opponent	Pos	AB	R	H	RBI	2B	3B	HR	BB	SB	CS	HBP	SAC	SF	GDP	K	PO	A	E	Avg
Feb 06	vs Missouri	*c	3	0	1	0	0	0	0	0	0	0	0	0	0	0	1	8	0	0	.333
Feb 06	vs Clemson	*c	4	0	1	1	1	0	0	0	0	0	0	0	0	0	1	8	0	0	.286
Feb 07	vs Liberty	*c	4	1	2	2	0	0	1	0	0	0	0	0	0	0	0	9	0	0	.364
Feb 07	vs Tennessee	*c	3	0	0	0	0	0	0	0	0	0	0	0	0	0	1	6	1	0	.286
Feb 08	vs SE Louisiana	*c	3	0	0	0	0	0	0	0	0	0	0	0	0	0	3	8	3	0	.235
Feb 13	vs Cal State Fullerton	*c	2	0	0	0	0	0	0	1	0	0	0	0	0	0	0	0	7	0	.211
Feb 14	vs Cal State Fullerton	*c	1	0	0	0	0	0	0	0	0	0	0	0	0	0	1	6	1	0	.200
Feb 14	vs Kentucky	*c	2	1	2	2	0	0	1	0	0	0	0	0	1	0	0	10	1	0	.273
Feb 15	at Stanford	*c	4	1	3	1	1	0	0	0	0	0	0	0	0	0	1	3	2	0	.346
Feb 19	vs Auburn	*c	4	0	0	0	0	0	0	0	0	0	0	0	0	0	1	11	0	0	.300
Feb 19	vs Texas A&M	*c	3	0	1	0	0	0	0	0	0	0	0	0	0	0	1	4	1	0	.303
Feb 20	vs South Carolina	*c	3	0	0	0	0	0	0	0	0	1	0	0	0	0	1	6	1	0	.278
Feb 20	vs Cal State Fullerton	*c	3	1	2	0	0	0	0	1	0	0	0	0	0	0	0	5	0	0	.308
Feb 21	vs Duke	*c	4	1	1	0	0	0	0	1	0	0	0	0	0	0	1	7	1	0	.302
Feb 27	STETSON	*c/dh	2	0	0	0	0	0	0	1	0	0	0	0	0	0	0	7	1	0	.289
Feb 27	IDAHO STATE	*c	1	0	0	2	0	0	0	1	0	0	0	0	1	0	0	15	0	0	.283
Feb 28	STETSON	*dh/ph	3	0	2	0	0	0	0	0	0	0	0	0	0	0	0	0	0	0	.306
Feb 28	SAMFORD	*c	2	0	0	0	0	0	0	1	0	0	0	0	0	0	0	7	0	1	.294
Mar 01	SAMFORD	*c	2	1	1	3	1	0	0	0	0	1	0	1	0	0	0	4	0	0	.302
Mar 04	at Oregon State	*c	4	0	1	0	0	0	0	0	0	0	0	0	0	0	0	13	0	0	.298
Mar 06	OREGON STATE	*c	4	0	0	0	0	0	0	0	0	0	0	0	0	0	0	8	0	0	.279
Mar 06	SACRAMENTO STAT	ph	1	0	1	0	0	0	0	0	0	0	0	0	0	0	0	0	0	0	.290
Mar 07	NEVADA	*c	3	0	1	0	0	0	0	0	0	0	0	0	0	0	1	7	0	0	.292
Mar 07	SACRAMENTO STAT	*c	3	0	0	0	0	0	0	0	0	0	0	0	0	0	0	9	0	0	.279
Mar 08	NEVADA	*c	3	0	1	1	0	0	0	1	0	0	0	0	0	0	0	4	0	0	.282
Mar 13	PENN STATE	*c	3	0	0	0	0	0	0	0	0	0	0	0	0	0	0	12	0	0	.270
Mar 14	PENN STATE	*c	3	0	2	1	0	0	0	0	0	0	0	0	0	0	2	2	0	0	.286
Mar 15	PENN STATE	*c	3	0	1	2	0	0	0	0	0	0	0	0	1	1	0	7	1	0	.287
Mar 20	at Purdue	*c	3	1	0	0	0	0	0	1	0	0	0	0	0	0	0	10	0	0	.277
Mar 21	at Purdue	*c	3	0	1	0	0	0	0	0	0	0	0	0	0	0	0	5	2	0	.279
Mar 22	at Purdue	ph/dh	1	0	0	0	0	0	0	1	0	0	0	0	0	0	0	1	0	0	.276
Mar 23	at Indiana	*c	5	3	3	5	0	0	1	1	0	0	0	0	0	0	0	4	0	1	.293
Mar 26	at Northwestern	*c	2	0	0	0	0	0	0	0	0	0	0	0	0	0	1	2	0	1	.287
Mar 27	at Northwestern	*c	2	0	1	2	1	0	0	0	0	0	0	0	1	0	0	9	1	0	.292
Mar 28	at Northwestern	*c	1	0	0	1	0	0	0	3	0	0	0	0	0	0	0	1	6	1	.289
Apr 03	IOWA	*c	2	0	1	2	0	0	0	1	0	0	0	0	0	0	0	5	1	0	.293
Apr 04	IOWA	*c	5	1	3	4	0	0	0	0	0	0	0	0	1	0	0	7	1	0	.308
Apr 05	IOWA	*c	3	1	2	0	0	0	0	0	0	0	0	0	0	0	0	3	2	0	.318
Apr 10	at Maryland	*c	3	1	1	4	0	0	1	1	0	0	0	0	0	0	0	10	0	0	.318
Apr 11	at Maryland	*c	2	0	1	0	0	0	0	2	0	0	0	0	0	0	0	9	0	0	.321
Apr 12	at Maryland	*c	3	1	2	4	0	0	1	0	0	0	0	0	1	0	0	11	0	0	.330
Apr 17	WASHINGTON	*c	4	2	2	6	0	0	2	0	0	0	0	0	0	0	0	11	0	0	.336
Apr 18	WASHINGTON	*c	3	1	1	2	0	0	1	0	0	0	0	0	0	0	0	2	1	0	.336
Apr 19	WASHINGTON	*c	3	0	1	0	0	0	0	0	0	0	0	0	0	0	0	2	4	0	.336
Apr 22	OREGON STATE	*c	3	1	1	2	1	0	0	0	0	0	0	0	0	0	0	1	7	0	.336
Apr 24	OHIO STATE	*c	3	0	0	0	0	0	0	0	0	0	0	0	0	0	0	10	0	0	.328
Apr 25	OHIO STATE	*c	5	2	3	4	0	0	2	0	0	0	0	0	0	0	0	6	0	0	.338
Apr 26	OHIO STATE	*c	2	1	2	1	0	0	1	1	0	0	0	0	0	0	0	6	1	0	.348
May 01	at UCLA	*c	4	1	1	1	0	0	0	0	0	0	0	0	0	0	0	2	1	0	.345
May 02	at UCLA	*c	3	0	0	0	0	0	0	2	0	0	0	0	0	0	0	2	2	0	.338
May 03	at UCLA	*c	3	0	0	0	0	0	0	0	0	0	0	0	0	0	0	2	3	0	.331
Feb 06	vs Wisconsin	*c	4	1	2	1	1	0	0	0	0	0	0	0	0	0	0	1	3	0	.336
Totals		50gs	152	23	51	54	6	0	11	20	0	0	2	0	7	1	24	334	26	3	.336

On base pct. .403 • Slugging pct. .592

COX'S CAREER STATS

Year	AVG	GP	GS	AB	R	H	2B	3B	HR	RBI	OBP	SLG	OPS	BB	HBP	SO	GDP	SF	SH	SB	SBA	PO	A	E	FLD %
2025	.313	42	41	115	24	36	9	0	8	34	.412	.600	1.012	21	2	17	0	2	0	1	1	247	20	4	.985
2026	.336	52	50	152	23	51	6	0	11	54	.403	.592	.995	20	2	24	1	7	0	0	0	334	26	3	.992
TOTAL	.326	94	91	267	47	87	15	0	19	88	.411	.596	1.007	41	4	41	1	9	0	1	1	581	46	7	.989

QUICK HITS

CAREER HONORS

» 2025 Softball Freshman All-America Team

RECORD BOOK

» Second in UO season sacrifice flies with 7. Record is 10 by Alexa Peterson in 2014

SOPHOMORE SEASON (2026)

» Has thrown out 12 total runners this season - 6 trying to steal and 6 picked off

» 10th nationally and first in the Big Ten with 7 sacrifice flies

» Hit .488 in the month of April (20-of-41) with 8 HR and 29 RBI. Slugged 1.098.

» Went 2-for-4 with a 2B and an RBI vs. Wisconsin (5/7)

» Picked off her sixth runner of the season 5/1 at UCLA

» Hit .500 (5-10) in the Ohio State series with 3 HR and 5 RBI

» Hit a pair of 2-run homers against the Buckeyes (4/25)

» Added a solo shot against Ohio State the next day (4/26)

» Drove in two runs 4/22 vs. Oregon State

» Went 4-for-10 (.400) in the Washington series with 3 HR and 8 RBI

» Hit two home runs - including a grand slam - and drove in a career-best six runs 4/17 vs. UW

» Also homered the next day (4/18), giving her a home run in three straight games.

» Hit .500 in the Maryland series (4-for-8) with a pair of 3-run home runs

» Had a 3-run homer and 4 total RBI in both the first and third games at Maryland (4/10-12)

» Led the team with a .600 average (6-of-10) in the Iowa series where she drove in 6 runs

» Brought the winning run home with a sacrifice fly in the bottom of the eighth in the Ducks 14-13 win over Iowa (4/4)

» Had a double and drove in two runs in Oregon's 4-0 win at Northwestern (3/27)

» Hit the first grand slam of her career and drove in a career-high five runs 3/23 at Indiana

» Had three hits and three RBI in the Penn State series

» Her sacrifice fly drove in the walk-off run in the bottom of the seventh 3/15 against Penn State

» Only had three hits at the Oregon Classic but found a way to drive in five runs with two sacrifice flies plus a double.

» Hit .556 (5-for-9) at the Feb. 13-15 Cardinal Classic

» Went 2-for-2 with a homer and 2 RBI 2/14 vs. Kentucky

» Was 3-for-4 with an RBI 2/15 at Stanford

» Went 2-for-4 with a HR and 2 RBI vs. Liberty (2/7)

FRESHMAN SEASON (2025)

» Big Ten Freshman of the Week (2/10)

» Also named an NFCA Top Performer of the Week (2/10)

» Smashed a 3-run HR in Oregon's 13-1 Super Regional clinching win versus Liberty (5/23)

» Hit two-run home run in the third inning of Oregon's come-from-behind win over Stanford in the Eugene Regional Championship game

» Hit solo home run May 4 versus Michigan State

» Hit .429 (6-for-14) on the Indiana trip with two doubles a home run and seven RBI

» Went 2-for-4 with 2 2B and 2 RBI at Indiana (4/26)

» Was 2-for-3 with her fifth homer of the season and four RBI at Notre Dame (4/28)

» Went 2-for-3 with 3 RBI and drove in the go ahead runs in



#6 INF KATIE FLANNERY

QUICK HITS



JUNIOR | INFIELDER
R/R | 5'8"
BIRMINGHAM, ALA.
SPAIN PARK HS

CAREER SINGLE-GAME HIGHS

Stat	No.	Opponent
Hits	3	2x, last vs. Abilene Christian (3/10/25)
Runs	4	Abilene Christian (3/10/25)
RBIs	6	vs. Southern Utah (2/8/25)
Doubles	1	16x, last vs. Ohio State (4/25/26)
Triples	1	2x, last vs. Abilene Christian (3/10/25)
Home Runs	2	at Washington (3/14/25)
Stolen Bases	1	2x, last at Oregon State (4/2/25)
Hitting Streak: 6 games, 3/9-21/25		
Career Multiple-Hit Games: 19		
Career Multiple-RBI Games: 18		

CAREER HONORS

- » 2025 CSC Academic All-District Team
- » 2025 Big Ten All-Academic Team
- » 2024 Pac-12 All-Freshman Team

JUNIOR SEASON (2026)

- » Homered in Oregon's 13-11 win at No. 5 UCLA (5/2)
- » Hit .571 in the Ohio State series with a grand slam on 4/25
- » Was 3-of-7 (.429) in the Washington series
- » Went 2-for-3 and scored a run vs. UW on 4/17
- » Scored 3 runs in Oregon's record-setting 24-12 win at Indiana (3/23)
- » Entered as a defensive substitution in the top of the fourth inning 3/25 vs. Penn State and had four assists to help Oregon win that game, 6-5.
- » Was 2-for-4 with a 2B and an RBI 2/21 vs. No. 20 Duke
- » Clutch 2-out single in the second inning that drove in both of Oregon's runs in a 2-1 win over No. 13 South Carolina
- » Had a hit in each of the last 3 games at the NFCA Leadoff Classic

SOPHOMORE SEASON (2025)

- » Named the NFCA National and Big Ten Conference Player of the Week for her performance at Washington (3/14-16) and Abilene Christian (3/10)
- » Had two hits at the WCWS (May 29-June 1)
- » Doubled in a run in the Ducks' Super Regional clincher vs. Liberty (5/24)
- » "Postseason Katie" hit .333 with a pair of home runs in the Eugene Regional
- » Hit a three-run home run in the bottom of the second inning to spark Oregon's comeback win over Stanford in the Eugene Regional championship game (5/18).
- » Also homered against Weber State (5/17) in the Regional
- » Went 2-for-4 with a 2B April 27 at Indiana
- » Homered in the opening game of the Michigan series (4/4), her ninth of the season
- » Had 5 HR and 20 RBI while hitting .364 in the month of March
- » Hit her eighth homer of the season 3/21 vs. Illinois
- » Hit .600 (6-of-10) with a 2B, 3 HR and 8 RBI in the UW series
- » Homered twice and had 5 RBI in the 9-0 over UW (3/14)
- » Had a HR and a 2B in the Game 2 win over the Huskies (3/15)
- » Hit .462 (6-of-13) for the second week in a row, this time at the Jane Sanders Classic, to raise her batting average another 29 points.
- » Big day at the plate March 10 vs. Abilene Christian. Went 3-for-4 with a home run, her first career triple and had 4 RBI
- » Also tied the school record with four runs scored in that game
- » Productive weekend at the Oregon Classic where she hit .462 (7-of-15) and drove in seven runs
- » Raised her batting average 52 points from .281 to .333
- » Had three consecutive 2-RBI games versus Portland State (2/28), San Diego (3/1) and Loyola Chicago (3/1).
- » Homered twice in the Mary Nutter Classic
- » Hit solo shots against Utah (2/21) and Missouri (2/22)
- » Went 2-for-3 with 3 RBI in the game against the Tigers
- » Picked up her first career SB against SDSU (2/21)
- » Hit .500 at the season-opening UNLV Desert Classic
- » Monster game against Southern Utah (2/8) where she went 2-for-3 and drove in a career-best 6 runs

FRESHMAN SEASON (2024)

- » Led all Duck freshmen with 30 starts

2026 Oregon Softball
 Individual Game-by-Game for Oregon (as of May 10, 2026)

#6 Katie Flannery - 51 games (All games)

Date	Opponent	Pos	AB	R	H	RBI	2B	3B	HR	BB	SB	CS	HBP	SAC	SF	GDP	K	PO	A	E	Avg
Feb 06	vs Missouri	*3b	2	0	0	1	0	0	0	0	0	0	0	0	1	0	0	1	2	0	.000
Feb 06	vs Clemson	*3b	2	1	0	0	0	0	0	1	0	0	0	0	0	0	0	3	0	0	.000
Feb 07	vs Liberty	*3b	3	0	1	0	0	0	0	1	0	0	0	0	0	0	0	3	1	1	.143
Feb 07	vs Tennessee	*3b	3	0	1	0	0	0	0	0	0	0	0	0	0	2	0	2	0	0	.200
Feb 08	vs SE Louisiana	*3b	3	0	1	0	1	0	0	0	0	0	0	0	0	0	1	4	3	0	.231
Feb 13	vs Cal State Fullerton	*3b	3	0	1	0	0	0	0	0	0	0	0	0	0	0	0	1	4	0	.250
Feb 14	vs Cal State Fullerton	*3b	2	0	0	0	0	0	0	1	0	0	0	0	0	0	0	1	0	0	.222
Feb 14	vs Kentucky	*3b	2	0	1	1	0	0	0	0	0	0	0	0	0	0	0	0	1	0	.250
Feb 15	at Stanford	*3b	3	0	1	0	0	0	0	0	0	0	0	0	0	0	1	1	2	0	.261
Feb 19	vs Auburn	*3b	2	0	0	0	0	0	0	1	0	0	0	0	0	0	1	0	0	0	.240
Feb 19	vs Texas A&M	*3b	2	0	0	0	0	0	0	0	0	0	0	0	0	0	0	1	0	0	.222
Feb 20	vs South Carolina	*3b	3	0	1	2	0	0	0	0	0	0	0	0	0	0	0	1	0	0	.233
Feb 20	vs Cal State Fullerton	*3b	3	0	0	0	0	0	0	0	0	0	0	0	0	0	1	1	3	0	.212
Feb 21	vs Duke	*3b	4	1	2	1	1	0	0	0	0	0	0	0	0	0	1	0	1	0	.243
Feb 27	STETSON	*3b	1	1	0	0	0	0	0	1	0	0	0	0	0	0	0	0	0	0	.237
Feb 28	STETSON	*3b	1	1	1	0	0	0	0	1	0	0	0	0	0	0	0	2	0	0	.256
Feb 28	SAMFORD	*3b	1	1	0	0	0	0	0	1	0	0	0	0	0	0	1	0	0	0	.250
Mar 01	SAMFORD	*3b	1	0	1	0	0	0	0	1	0	0	0	0	0	0	0	1	0	0	.268
Mar 04	at Oregon State	*3b	3	1	1	0	0	0	0	1	0	0	0	0	0	0	0	1	0	0	.273
Mar 06	OREGON STATE	*3b	2	1	0	0	0	0	0	1	0	0	0	0	0	0	1	0	3	0	.261
Mar 06	SACRAMENTO STAT	*3b	1	1	1	1	0	0	0	0	0	0	0	0	0	0	0	1	0	0	.277
Mar 07	NEVADA	*3b	1	0	0	0	0	0	0	0	0	0	0	0	0	0	1	0	1	0	.271
Mar 07	SACRAMENTO STAT	*3b	3	0	0	0	0	0	0	0	0	0	0	0	0	0	0	2	0	0	.255
Mar 08	NEVADA	*3b	3	0	1	1	0	0	0	0	0	0	0	0	0	0	1	1	1	0	.259
Mar 13	PENN STATE	*3b	2	0	0	0	0	0	0	0	0	0	1	0	0	0	1	1	0	0	.250
Mar 14	PENN STATE	*3b	0	0	0	0	0	0	0	0	0	0	0	0	0	0	0	0	1	0	.250
Mar 15	PENN STATE	*3b	1	0	0	0	0	0	0	0	0	0	0	0	1	0	0	4	0	0	.246
Mar 20	at Purdue	*3b	3	0	0	0	0	0	0	1	0	0	0	0	0	0	0	1	0	0	.233
Mar 21	at Purdue	*3b	2	0	0	0	0	0	0	0	0	0	0	0	0	0	0	2	0	0	.226
Mar 22	at Purdue	*3b	2	0	0	0	0	0	0	0	0	0	0	0	0	0	0	2	4	0	.219
Mar 23	at Indiana	*3b	2	3	1	0	0	0	0	3	0	0	0	0	0	0	1	1	0	0	.227
Mar 26	at Northwestern	*3b	1	0	0	0	0	0	0	0	0	0	0	0	0	0	1	0	2	2	.224
Mar 27	at Northwestern	*3b	2	0	1	0	0	0	0	0	0	0	0	0	0	0	1	1	1	0	.232
Mar 28	at Northwestern	*3b	4	0	1	0	0	0	0	0	0	0	0	0	0	0	1	1	1	0	.233
Apr 03	IOWA	*3b	2	1	1	0	1	0	0	0	0	0	0	0	0	0	0	0	3	0	.240
Apr 04	IOWA	*3b	4	0	0	0	0	0	0	0	0	0	0	0	0	0	0	0	1	1	.228
Apr 05	IOWA	*3b	2	0	0	0	0	0	0	0	0	0	0	0	0	0	0	0	4	0	.222
Apr 10	at Maryland	*3b	3	0	1	0	0	0	0	0	0	0	0	0	0	0	0	0	0	0	.226
Apr 11	at Maryland	*3b	2	0	1	0	1	0	0	1	0	0	0	1	0	0	0	1	0	1	.233
Apr 12	at Maryland	*3b	2	0	0	0	0	0	0	0	0	0	0	0	0	0	1	0	1	0	.227
Apr 17	WASHINGTON	*3b	3	1	2	0	0	0	0	0	0	0	0	0	0	0	0	1	1	2	.242
Apr 18	WASHINGTON	*3b	2	0	1	0	0	0	0	0	0	0	0	0	0	0	0	1	3	1	.247
Apr 19	WASHINGTON	*3b	2	0	0	0	0	0	0	0	0	0	0	0	0	0	0	0	3	0	.242
Apr 22	OREGON STATE	*3b	2	0	0	0	0	0	0	0	0	0	0	0	0	0	0	0	1	0	.237
Apr 24	OHIO STATE	*3b	2	0	1	0	0	0	0	0	0	0	0	0	0	0	0	2	1	0	.242
Apr 25	OHIO STATE	*3b	3	1	1	4	0	0	1	0	0	0	0	0	0	0	0	2	0	0	.245
Apr 26	OHIO STATE	*3b	2	1	2	0	1	0	0	0	0	0	0	0	0	0	0	0	1	0	.260
May 01	at UCLA	*3b	4	0	0	0	0	0	0	0	0	0	0	0	0	0	0	1	3	0	.250
May 02	at UCLA	*3b	4	1	1	2	0	0	1	0	0	0	0	0	0	0	0	1	1	0	.250
May 03	at UCLA	*3b/ss	2	0	1	0	0	0	0	0	0	0	0	0	0	0	0	1	1	0	.254
Feb 06	vs Wisconsin	*3b	3	1	1	0	0	0	0	0	0	0	0	0	0	0	2	1	3	1	.256
Totals			48gs	117	17	30	13	5	0	2	15	0	0	3	1	1	19	27	80	11	.256

On base pct. .338 • Slugging pct. .350

FLANNERY'S CAREER STATS

Year	AVG	GP	GS	AB	R	H	2B	3B	HR	RBI	OBP	SLG	OPS	BB	HBP	SO	GDP	SF	SH	SB	SBA	PO	A	E	FLD %
2024	.253	39	30	83	17	21	5	0	4	11	.380	.458	.838	12	5	19	0	0	4	0	0	35	51	9	.905
2025	.277	64	62	155	36	43	6	2	11	49	.383	.555	.938	26	3	32	0	4	7	3	3	62	97	3	.981
2026	.256	51	48	117	17	30	5	0	2	13	.338	.350	.688	15	0	19	1	1	3	0	0	27	80	11	.907
TOTAL	.265	154	140	355	70	94	16	2	17	73	.368	.465	.833	53	8	70	1	5	14	3	3	124	228	23	.939

#31 UTIL AMARI HARPER

QUICK HITS



SENIOR | UTILITY
L/R | 5'7"
CORONA, CALIF.
SANTIAGO HS / TEXAS A&M

CAREER SINGLE-GAME HIGHS

Stat	No.	Opponent
Hits	3	11x, last at UCLA (5/2/26)
Runs	4	vs. LMU (3/30/25)*
RBIs	6	2x, last vs. Saint Francis (Pa.) (5/16/25)*
Doubles	1	31x, last at UCLA (5/2/26)
Triples	1	5x, last vs. Oregon State (4/22/26)
Home Runs	2	2x, last vs Iowa (4/3/26)
Stolen Bases	1	20x, last vs. Washington (4/19/26)
Hitting Streak: 12 games, Apr. 12-May 7, 2026		
Career Multiple-hit games: 50		
Career Multiple-RBI games: 36		
* while at Texas A&M		

2026 Oregon Softball
Individual Game-by-Game for Oregon (as of May 10, 2026)

#31 Amari Harper - 52 games (All games)

Date	Opponent	Pos	AB	R	H	2B	3B	HR	BB	SB	CS	HBP	SAC	SF	GDP	K	PO	A	E	Avg		
Feb 06	vs Missouri	*of	3	0	0	0	0	0	0	0	0	0	0	0	0	1	1	0	0	.000		
Feb 06	vs Missouri	*of	3	0	0	0	0	0	0	0	0	0	0	0	0	0	0	0	0	.167		
Feb 07	vs Clemson	*of/lb	3	1	1	1	0	0	1	1	0	0	0	0	0	2	2	0	0	.333		
Feb 07	vs Liberty	*of	3	2	2	0	1	0	0	1	0	0	0	0	0	0	1	0	0	.250		
Feb 07	vs Tennessee	*of	3	0	0	0	0	0	0	0	0	0	0	0	0	0	0	0	0	.250		
Feb 08	vs SE Louisiana	*of	4	1	1	0	1	0	0	0	0	0	0	0	0	0	0	0	0	.250		
Feb 13	vs Cal State Fullerton	*of	3	1	2	2	1	0	0	0	0	0	0	1	0	1	1	0	0	.316		
Feb 14	vs Cal State Fullerton	*of	2	1	0	0	0	0	1	0	0	0	0	0	0	0	1	0	0	.286		
Feb 14	vs Kentucky	*of	4	1	1	1	1	0	0	0	0	0	0	0	0	1	0	0	0	.280		
Feb 15	at Stanford	*of	3	1	1	1	0	0	1	1	0	0	0	0	0	1	1	0	0	.286		
Feb 19	vs Auburn	*of/of	2	1	1	3	0	0	1	0	0	1	0	1	0	0	1	0	0	.300		
Feb 19	vs Texas A&M	*of/of	3	0	1	0	0	0	0	0	0	0	0	0	0	1	2	0	0	.303		
Feb 20	vs South Carolina	*1b/of	4	0	1	0	0	0	0	0	0	0	0	0	0	1	5	0	0	.297		
Feb 20	vs Cal State Fullerton	*1b/of	2	1	0	0	0	0	0	2	0	0	0	0	0	0	1	0	0	.282		
Feb 21	vs Duke	*of/of	4	2	1	3	0	0	1	0	0	0	1	0	0	0	0	0	0	.279		
Feb 27	STETSON	*1b/of	2	1	1	0	1	0	0	1	0	0	0	0	0	0	3	0	0	.289		
Feb 27	IDAHO STATE	*1b	3	0	0	0	0	0	0	0	0	1	0	0	0	1	4	0	0	.271		
Feb 28	STETSON	*of	2	0	0	1	0	0	0	1	0	0	0	0	0	0	2	0	0	.260		
Feb 28	SAMFORD	*1b	2	0	0	0	0	0	0	1	0	0	0	0	0	0	1	0	0	.250		
Mar 01	SAMFORD	*of	2	2	2	1	1	0	0	0	0	0	1	0	0	0	1	0	0	.278		
Mar 04	at Oregon State	*of	4	1	1	0	0	0	0	0	0	0	0	0	0	1	0	0	0	.276		
Mar 06	OREGON STATE	*of	4	1	3	4	1	0	1	0	0	0	0	0	0	0	0	0	0	.306		
Mar 06	SACRAMENTO STAT	*of	3	0	1	0	0	0	0	0	0	0	0	0	0	0	0	0	0	.308		
Mar 07	NEVADA	*of	2	2	2	2	1	0	0	0	0	2	0	0	0	0	0	0	0	.328		
Mar 07	SACRAMENTO STAT	*of	3	0	1	0	0	0	0	0	0	0	0	0	0	0	0	0	0	.329		
Mar 08	NEVADA	*of/dh	3	1	1	0	0	0	0	1	0	0	0	0	0	0	1	0	0	.329		
Mar 13	PENN STATE	*of/dh	3	2	3	0	0	2	0	0	1	0	0	0	0	0	1	0	0	.342		
Mar 14	PENN STATE	*of/dh	1	1	1	0	0	0	0	1	1	0	1	0	0	0	0	0	0	.351		
Mar 15	PENN STATE	*of/1b	2	0	2	0	0	0	0	2	0	0	0	0	0	0	2	0	0	.367		
Mar 20	at Purdue	*of	2	1	1	1	0	0	0	2	0	0	0	0	0	0	2	0	0	.370		
Mar 21	at Purdue	*of	2	0	0	1	0	0	0	0	0	0	0	1	0	0	1	0	0	.361		
Mar 22	at Purdue	*of	3	0	1	0	0	0	0	0	0	0	0	0	0	0	2	1	0	.360		
Mar 23	at Indiana	*of/dh	4	2	2	3	0	0	1	1	0	0	0	1	0	0	1	0	0	.367		
Mar 26	at Northwestern	*of	2	0	0	0	0	0	0	0	0	0	0	0	0	0	2	0	0	.359		
Mar 27	at Northwestern	*of/1b	2	1	1	1	0	1	0	1	0	0	0	0	0	0	5	0	0	.362		
Mar 28	at Northwestern	*of	2	0	0	0	0	0	0	0	0	1	0	0	0	1	0	0	0	.354		
Apr 03	IOWA	*of	3	2	2	4	0	0	2	1	0	0	0	0	0	0	0	1	0	.364		
Apr 04	IOWA	*1b	3	2	2	1	0	0	0	2	0	0	0	1	0	0	2	0	0	.373		
Apr 05	IOWA	*of/dh	2	0	0	1	0	0	0	0	0	0	0	1	0	0	3	1	0	.365		
Apr 10	at Maryland	*of	4	2	3	2	0	0	1	0	0	0	0	0	0	0	0	0	0	.380		
Apr 11	at Maryland	*of	4	0	0	0	0	0	0	1	0	0	0	0	0	0	0	0	0	.366		
Apr 12	at Maryland	*of/ph	2	1	1	0	0	0	0	2	0	0	0	0	0	0	1	0	0	.368		
Apr 17	WASHINGTON	*of	3	1	2	2	0	0	0	1	0	0	0	0	0	0	0	0	0	.376		
Apr 18	WASHINGTON	*of	3	1	1	2	0	0	1	0	0	0	0	0	0	1	2	0	0	.375		
Apr 19	WASHINGTON	*of	2	1	1	1	0	0	1	0	0	0	1	0	0	0	0	0	0	.377		
Apr 22	OREGON STATE	*of/dh	3	2	2	0	0	1	0	0	0	0	0	0	0	0	0	0	0	.384		
Apr 24	OHIO STATE	*of/dh	3	0	1	0	0	0	0	0	0	0	0	0	0	2	1	0	0	.383		
Apr 25	OHIO STATE	*of	1	1	1	0	0	0	0	4	0	0	0	0	0	0	0	0	0	.388		
Apr 26	OHIO STATE	*of	3	1	2	3	0	0	1	0	0	0	0	0	0	0	1	0	0	.394		
May 01	at UCLA	*of/dh	4	1	1	0	0	0	0	0	0	0	0	0	0	0	2	0	0	.390		
May 02	at UCLA	*of	4	3	3	2	1	0	1	0	0	1	0	0	0	1	1	0	1	.400		
May 03	at UCLA	*of	2	1	1	1	0	0	0	1	0	0	0	0	0	0	2	0	1	.401		
Feb 06	vs Wisconsin	*of/ph	4	1	2	2	1	0	0	0	0	0	0	0	0	2	1	0	0	.404		
Totals			52gs	146	47	59	49	10	2	15	29	1	0	10	2	5	0	17	60	3	2	.404

On base pct. .516 • Slugging pct. .808

HARPER'S CAREER STATS (Player 2023-25 at Texas A&M)

Year	AVG	GP	GS	AB	R	H	2B	3B	HR	RBI	OBP	SLG	OPS	BB	HBP	SO	GDP	SF	SH	SB	SBA	PO	A	E	FLD %
2023	.323	56	56	130	22	42	4	1	0	22	.414	.369	.793	13	10	19	1	4	3	7	8	72	75	8	.948
2024	.348	47	45	115	35	40	7	2	1	12	.457	.470	.927	15	8	18	0	0	1	4	7	211	29	10	.960
2025	.421	51	43	126	52	53	11	0	8	51	.536	.698	1.234	21	16	18	0	5	0	3	3	131	19	5	.968
2026	.401	51	51	142	46	57	9	2	15	47	.516	.810	1.326	29	10	15	0	5	2	1	1	59	3	2	.969
TOTAL	.374	205	195	513	155	192	31	5	24	132	.484	.595	1.079	78	44	70	1	14	6	15	19	473	126	25	.960

AUSL GOLDEN TICKET & 2026 DRAFT

» Received an AUSL Golden Ticket April 19 and was drafted in the third round by the OKC Spark (14th overall pick) in the 2026 AUSL Draft on May 4.

HITTING STREAK

» Brings a career-best 12 game hitting streak into the Eugene Regional

CAREER HONORS

- » 2026 All-Big Ten First Team
- » 2025 All-SEC Second Team (UTIL)
- » 2023 NFCA All-South Region Third Team (2B)

SENIOR SEASON (2026)

- » Had first 11-game hitting streak of the season March 1-20
- » Smashed previous career high in homers (8) with 15
- » Softball America Preseason Top 100 Players (#73)
- » Softball America Top UTIL (#7)
- » 8th in the Big Ten in batting average (.404)
- » 9th in the Big Ten in on-base percentage (.516)
- » Was 2-for-4 with a HR and 2 RBI 5/7 vs. Wisconsin
- » Went 5-for-10 at UCLA with a 2B, HR and 3 RBI
- » Was 3-for-4 with a 2B, HR and 3 RBI in a 13-11 win at UCLA (5/2)
- » Hit .571 (4-for-7) in the Ohio State series with a home run, three RBI and 4 walks
- » Hit her career-best 14th home run and drove in three runs vs. Ohio State on 4/26
- » Went 2-for-3 against Oregon State with a triple (4/22)
- » Hit .500 (4-for-8) in the Washington series with 2 HR and 5 RBI
- » Went 2-for-3 in the opener against UW (4/17) and drove in 2
- » Homered in both the second and third games against UW
- » Went 3-for-4 with a 2-run HR 4/10 at Maryland
- » Big Ten Conference Players to Watch
- » Hit .500 (4-for-8) in the Iowa series with 6 RBI
- » Hit two home runs in the Ducks' 10-1 win over Iowa on 4/3
- » Went 2-for-4 with a HR and 3 RBI 3/23 at Indiana
- » Reached base in 10-of-11 plate appearances in the Penn State series with 5 hits, 3 BB and 2 HBP
- » Had first career 2 HR game 3/13 vs. Penn State (3 RBI)
- » Huge weekend at the Jane Sanders Classic where she hit .533 (8-of-15) with 2 2B, a HR and 6 RBI to raise her batting average 51 points
- » Went 3-for-4 and drove in 4 runs with a 2B and HR 3/6 against Oregon State
- » Was 2-for-2 with 2 RBI against Nevada (3/7)
- » Went 2-fo-2 with a double Mar. 3 versus Samford
- » HR with 3 RBI in Oregon's 11-8 win over No. 20 Duke (2/21)
- » Hit a home run and drove in three runs 2/19 against Auburn
- » Hit .333 (4-of-12) at the Feb. 13-15 Cardinal Classic with 2 2B, 1 HR and 4 RBI
- » Was 2-for-3 with a 2B and 2 RBI 2/13 vs. Fullerton
- » Hit her second home run of the season 2/15 at Stanford
- » Hit her first home run as a Duck Feb. 6 vs. Clemson
- » Went 2-for-3 and scored twice Feb. 7 vs. Liberty





#1 INF TARYN HO

QUICK HITS



FRESHMAN | INFIELDER

R/R | 5'3"

HONOLULU, HAWAII

PUNAHOU HS

CAREER SINGLE-GAME HIGHS

Stat	No.	Opponent
Hits	3	5x, last vs. Ohio State (4/25/26)
Runs	3	vs. Ohio State (4/25/26)
RBIs	4	vs. Iowa (4/3/26)
Doubles	2	at Indiana (3/23/26)
Triples	1	2x, last vs. Iowa (4/4/26)
Home Runs	0	
Stolen Bases	2	at Maryland (4/10/26)
Hitting Streak	6 games	4/3-12/26
Career Multiple-Hit Games	7	
Career Multiple-RBI Games	4	

FRESHMAN SEASON (2026)

- » Big Ten Freshman of the Week (4/4)
- » D1 Softball Top 100 Freshman Watch List
- » Softball America Freshman Watch List (Big Ten)
- » Hit .444 (4-for-9) in the Ohio State series
- » Went 3-for-4 with a double and scored a career-best three runs against Ohio State (4/25)
- » Drove in a run on a sacrifice fly 4/22 vs. Oregon State
- » Strong series at Maryland where she hit .455 (5-of-11) drove in 3 runs and stole two bases
- » Was 3-for-3 4/10 at Maryland with 2 RBI and 2 SB
- » Hit .556 (5-of-9) in the Iowa series with a triple and five RBI
- » Drove in a career-high 4 runs in the Ducks' 14-13 win over Iowa on 4/4
- » Also tagged two runners out at third for a double play to end the fourth inning against Iowa on (4/5)
- » Went 3-for-5 with a pair of doubles 3/23 at Indiana
- » Her 7th inning sacrifice fly tied the 3/22 Purdue game at 1-1; her fellow Hawaiian Braiesey Rosa followed with an RBI single that drove in the winning run (2-1)
- » Had a hit and an RBI to help Oregon top Penn State, 6-5 (3/15)
- » Went 4-for-12 (.333) at the Jane Sanders Classic
- » Hit .500 (5-for-10) at the Oregon Classic with 2 2B
- » Had a 2B and and 2 RBI 3/1 vs. Samford
- » Made her first start 2/19 vs. Auburn at the Mary Nutter Collegiate Classic
- » Hit .417 (5-of-12) for the tournament with three sacrifice bunts
- » Went 3-for-4 with an RBI in the Mary Nutter finale vs. Duke

2026 Oregon Softball
Individual Game-by-Game for Oregon (as of May 10, 2026)


#1 Taryn Ho - 47 games (All games)

Date	Opponent	Pos	AB	R	H	RBI	2B	3B	HR	BB	SB	CS	HBP	SAC	SF	GDP	K	PO	A	E	Avg	
Feb 07	vs Liberty	pr	0	1	0	0	0	0	0	0	0	0	0	0	0	0	0	0	0	0	0	.000
Feb 07	vs Tennessee	pr	0	0	0	0	0	0	0	0	0	0	0	0	0	0	0	0	0	0	0	.000
Feb 08	vs SE Louisiana	pr	0	0	0	0	0	0	0	0	0	0	0	0	0	0	0	0	0	0	0	.000
Feb 14	vs Cal State Fullerton	pr	0	1	0	0	0	0	0	0	0	0	0	0	0	0	0	0	0	0	0	.000
Feb 19	vs Auburn	*ss/of	2	1	1	0	0	0	0	0	0	0	0	0	0	0	0	2	1	0	0	.500
Feb 19	vs Texas A&M	*ss	1	0	1	0	0	0	0	0	0	0	0	0	1	0	0	0	4	3	0	.667
Feb 20	vs South Carolina	*ss	2	1	0	0	0	0	0	0	1	0	0	1	0	0	0	2	4	0	0	.400
Feb 20	vs Cal State Fullerton	*ss/dh	3	0	0	0	0	0	0	0	0	0	0	0	0	0	1	0	2	1	0	.250
Feb 21	vs Duke	*ss	4	1	3	1	0	0	0	0	0	0	0	1	0	0	0	4	1	0	0	.417
Feb 27	STETSON	*ss	2	1	1	0	0	0	0	0	0	0	0	0	0	0	0	0	0	0	0	.429
Feb 27	IDAHO STATE	*ss	2	1	1	0	0	1	0	0	0	0	0	1	0	0	1	0	0	0	0	.438
Feb 28	STETSON	*ss	3	0	0	0	0	0	0	0	0	0	0	0	0	0	0	2	4	0	0	.368
Feb 28	SAMFORD	*ss	2	1	2	0	1	0	0	1	0	1	0	0	0	0	0	2	1	0	0	.429
Mar 01	SAMFORD	*ss	1	2	1	2	1	0	0	2	0	0	0	1	0	0	0	0	2	0	0	.455
Mar 04	at Oregon State	*ss	3	2	1	0	0	0	0	0	0	0	0	0	0	0	0	2	2	0	0	.440
Mar 06	OREGON STATE	*ss	3	0	1	0	0	0	0	0	0	0	0	0	0	0	0	0	2	1	0	.429
Mar 06	SACRAMENTO STAT	*ss	2	1	0	0	0	0	0	0	0	0	0	0	0	0	1	1	0	0	0	.400
Mar 07	NEVADA	*ss	2	0	1	1	0	0	0	0	1	0	0	0	0	0	0	4	2	1	0	.406
Mar 07	SACRAMENTO STAT	*ss	2	0	0	0	0	0	0	0	0	0	0	0	0	0	0	1	2	1	0	.382
Mar 08	NEVADA	*ss	3	1	2	0	1	0	0	0	0	0	0	0	0	0	0	4	3	0	0	.405
Mar 13	PENN STATE	*ss	2	0	1	0	0	0	0	1	0	0	0	0	0	0	0	2	1	1	0	.410
Mar 14	PENN STATE	*ss	2	0	0	0	0	0	0	0	0	0	0	0	0	0	0	0	4	0	0	.390
Mar 15	PENN STATE	*ss	2	0	1	1	0	0	0	0	0	0	0	0	0	0	0	4	2	1	0	.395
Mar 20	at Purdue	*ss	4	0	1	1	0	0	0	0	0	0	0	0	0	0	0	1	1	0	0	.383
Mar 21	at Purdue	*ss	3	1	1	0	1	0	0	1	0	0	0	0	0	0	0	1	1	1	0	.380
Mar 22	at Purdue	*ss	2	0	0	1	0	0	0	0	0	0	0	0	1	0	0	0	0	0	0	.365
Mar 23	at Indiana	*ss	5	2	3	0	2	0	0	0	0	0	0	0	0	0	0	1	1	2	0	.386
Mar 26	at Northwestern	*ss	3	0	0	0	0	0	0	0	0	0	0	0	0	0	0	1	0	1	0	.367
Mar 27	at Northwestern	*ss	3	1	0	0	0	0	0	0	0	0	0	0	0	0	0	2	0	0	0	.349
Mar 28	at Northwestern	ph/ss	0	0	0	1	0	0	0	1	1	0	0	0	1	0	0	0	0	0	0	.349
Apr 03	IOWA	*ss	2	1	1	0	0	0	0	1	0	0	0	0	0	0	0	1	0	2	0	.354
Apr 04	IOWA	*ss	5	1	3	4	0	1	0	0	0	0	0	0	0	0	0	1	4	0	0	.371
Apr 05	IOWA	*ss	2	0	1	1	0	0	0	0	0	0	1	0	0	0	0	4	3	0	0	.375
Apr 10	at Maryland	*ss	3	1	3	2	0	0	0	0	2	0	0	0	0	0	0	2	2	0	0	.400
Apr 11	at Maryland	*ss	4	1	1	1	0	0	0	0	0	0	0	0	0	0	0	3	3	0	0	.392
Apr 12	at Maryland	*ss	4	1	1	0	0	0	0	0	0	0	0	0	0	0	0	1	0	0	0	.386
Apr 17	WASHINGTON	*ss	2	0	0	0	0	0	0	0	0	0	0	0	0	0	0	3	0	0	0	.376
Apr 18	WASHINGTON	*ss	3	0	0	0	0	0	0	0	0	0	0	0	0	0	1	0	2	0	0	.364
Apr 19	WASHINGTON	*ss	2	0	0	0	0	0	0	0	0	0	0	0	0	0	0	1	3	0	0	.356
Apr 22	OREGON STATE	*ss	2	0	1	1	0	0	0	0	0	0	0	1	0	0	0	1	1	0	0	.359
Apr 24	OHIO STATE	*ss	3	0	1	0	0	0	0	0	0	0	0	0	0	0	0	0	0	0	0	.358
Apr 25	OHIO STATE	*ss	4	3	3	0	1	0	0	0	0	0	0	0	0	0	0	1	1	0	0	.374
Apr 26	OHIO STATE	*ss	2	0	0	0	0	0	0	0	0	0	0	0	0	0	1	2	4	0	0	.366
May 01	at UCLA	*ss	3	1	0	0	0	0	0	0	0	0	0	0	0	0	1	4	4	0	0	.356
May 02	at UCLA	*ss	5	1	1	0	0	0	0	0	0	0	0	0	0	0	2	3	2	0	0	.349
May 03	at UCLA	*ss	1	0	0	0	0	0	0	0	0	0	0	0	0	0	0	1	0	1	0	.345
Feb 06	vs Wisconsin	*ss	3	1	1	0	0	0	0	0	0	0	0	0	0	0	0	2	3	0	0	.345
Totals			42gs	113	29	39	17	7	2	0	7	5	1	1	5	3	0	10	69	74	9	.345

On base pct. .379 • Slugging pct. .442

HIGH SCHOOL

- » Twice named the Punahou High School athlete of the year, an honor given to the school's top student-athlete among all sports
- » Hit .550 with 10 home runs and 25 RBIs as a junior and was named to the 2023 Honolulu Star Advertiser All-State third team
- » A two-time International League of Honolulu all-league first team honoree
- » Played three years of travel ball with Firecrackers Rico/Brashear
- » Is a two-time international champion, having led Team Polynesia to the International Challenge title in both 2022 and 2023.



HO'S CAREER STATS

Year	AVG	GP	GS	AB	R	H	2B	3B	HR	RBI	OBP	SLG	OPS	BB	HBP	SO	GDP	SF	SH	SB	SBA	PO	A	E	FLD %
2026	.345	47	42	113	29	39	7	2	0	17	.379	.442	.821	7	1	10	0	3	5	5	6	69	74	9	.941
TOTAL	.345	47	42	113	29	39	7	2	0	17	.379	.442	.821	7	1	10	0	3	5	5	6	69	74	9	.941

#3 INF KAYLYNN JONES



SOPHOMORE | INFIELDER
L/R | 5'3"
DENTON, TEXAS
DENTON GUYER HS

CAREER SINGLE-GAME HIGHS

Stat	No.	Opponent
Hits	4	2x, last vs. Liberty (5/24/25)
Runs	3	4x, last at Maryland (4/10/26)
RBIs	5	2x, last at Indiana (3/23/26)
Doubles	2	2x, last vs Duke (2/21/26)
Triples	2	at Missouri (4/12/25)
Home Runs	1	6x, last vs. Ohio State (4/26/26)
Stolen Bases	2	2x, last vs. Abilene Christian (3/9/25)
Hitting Streak: 7 games, 2/8-19/26		
Career Multiple-Hit Games: 28		
Career Multiple-RBI Games: 10		

2026 Oregon Softball
Individual Game-by-Game for Oregon (as of May 10, 2026)

#3 Kaylynn Jones - 52 games (All games)

Date	Opponent	Pos	AB	R	H	RBI	2B	3B	HR	BB	SB	CS	HBP	SAC	SF	GDP	K	PO	A	E	Avg
Feb 06	vs Missouri	*2b	3	1	3	0	0	0	0	0	0	0	0	0	0	0	0	0	0	0	1.000
Feb 06	vs Clemson	*2b	4	0	0	0	0	0	0	0	0	0	0	0	0	0	2	5	0	1	.429
Feb 07	vs Liberty	*2b	2	2	1	1	0	0	0	2	0	0	0	0	0	0	0	3	2	0	.444
Feb 07	vs Tennessee	*2b	3	0	0	0	0	0	0	0	0	0	0	0	0	0	1	2	1	0	.333
Feb 08	vs SE Louisiana	*2b	3	0	2	2	0	0	0	0	0	1	0	0	0	0	0	2	4	0	.400
Feb 13	vs Cal State Fullerton	*2b	2	2	1	0	0	0	0	2	0	0	0	0	0	0	0	1	0	0	.412
Feb 14	vs Cal State Fullerton	*2b	3	1	1	0	0	0	0	0	0	0	0	0	0	0	0	1	1	0	.400
Feb 14	vs Kentucky	*2b	4	1	3	1	0	0	0	0	0	0	0	0	0	0	0	1	0	0	.458
Feb 15	at Stanford	*2b	4	0	1	1	1	0	0	0	0	0	0	0	0	0	1	5	1	0	.429
Feb 19	vs Auburn	*2b	4	1	3	0	0	0	0	0	0	0	0	0	0	0	0	0	0	0	.469
Feb 19	vs Texas A&M	*2b	2	1	1	0	0	0	0	1	0	0	0	0	0	0	0	3	1	1	.471
Feb 20	vs South Carolina	*2b	3	0	0	0	0	0	0	1	0	0	0	0	0	0	1	2	1	0	.432
Feb 20	vs Cal State Fullerton	*2b	4	0	0	0	0	0	0	0	0	0	0	0	0	0	0	1	1	4	.390
Feb 21	vs Duke	*2b	4	3	2	1	2	0	0	1	0	0	0	0	0	0	0	5	3	0	.400
Feb 27	STETSON	*2b	1	1	0	0	0	0	0	2	0	0	0	0	0	0	0	0	0	1	.391
Feb 27	IDAHO STATE	*2b	3	1	1	0	0	0	0	1	0	0	0	0	0	0	0	0	2	0	.388
Feb 28	STETSON	*2b	3	0	0	0	0	0	0	0	0	0	0	0	0	0	0	6	2	0	.365
Feb 28	SAMFORD	*2b	1	1	1	5	0	0	1	1	0	0	1	0	1	0	0	2	1	0	.377
Mar 01	SAMFORD	*2b	3	2	2	1	0	0	0	2	0	0	0	0	0	0	1	1	2	0	.393
Mar 04	at Oregon State	*2b	5	1	1	0	0	0	0	0	0	0	0	0	0	0	0	1	0	0	.377
Mar 06	OREGON STATE	*2b	3	0	0	0	0	0	0	1	0	0	0	0	0	0	0	0	1	0	.359
Mar 06	SACRAMENTO STAT	*2b	4	2	3	3	0	0	1	0	0	0	0	0	0	0	0	3	3	0	.382
Mar 07	NEVADA	*2b	4	0	2	0	1	0	0	0	0	0	0	0	0	0	0	1	3	0	.389
Mar 07	SACRAMENTO STAT	*2b	1	0	0	0	0	0	0	2	0	0	0	0	0	0	0	3	1	0	.384
Mar 08	NEVADA	*2b	4	1	1	1	1	0	0	0	1	0	0	0	0	0	0	1	0	0	.377
Mar 13	PENN STATE	*2b	4	2	2	0	0	0	0	0	0	0	0	0	0	0	0	0	0	0	.383
Mar 14	PENN STATE	*2b	2	2	1	0	0	0	0	1	0	0	0	0	0	0	0	0	2	0	.386
Mar 15	PENN STATE	*2b	4	0	0	0	0	0	0	0	0	0	0	0	0	0	0	1	2	2	.368
Mar 20	at Purdue	*2b	3	1	1	0	0	0	0	2	0	0	0	0	0	0	0	1	1	0	.367
Mar 21	at Purdue	*2b	4	1	3	1	1	0	0	0	0	0	0	0	0	0	0	1	1	0	.383
Mar 22	at Purdue	*2b	3	0	0	0	0	0	0	0	0	0	0	0	0	0	0	1	1	0	.371
Mar 23	at Indiana	*2b	3	3	2	5	0	0	1	2	0	0	0	0	0	0	1	0	0	1	.380
Mar 26	at Northwestern	*2b	3	0	0	0	0	0	0	0	0	0	0	0	0	0	0	1	3	1	.369
Mar 27	at Northwestern	*2b	3	0	2	0	0	0	0	1	0	0	0	0	0	0	0	0	0	1	.377
Mar 28	at Northwestern	*2b	3	1	2	2	0	0	1	1	0	0	0	0	0	0	0	1	1	0	.385
Apr 03	IOWA	*2b	4	1	1	1	1	0	0	0	0	0	0	0	0	0	0	0	2	0	.381
Apr 04	IOWA	*2b	3	2	1	0	0	0	0	3	0	1	0	0	0	0	0	0	8	0	.379
Apr 05	IOWA	*2b	3	2	2	0	0	2	0	0	0	0	0	0	0	0	0	2	2	0	.387
Apr 10	at Maryland	*2b	1	3	1	0	0	0	0	3	0	0	0	0	0	0	0	0	0	0	.392
Apr 11	at Maryland	*2b	4	1	0	1	0	0	0	0	0	0	0	0	1	0	0	2	3	0	.379
Apr 12	at Maryland	*2b	2	0	0	0	0	0	0	2	1	0	0	0	0	0	0	2	1	0	.373
Apr 17	WASHINGTON	*2b	3	2	2	0	0	0	0	1	0	0	0	0	0	0	0	1	1	0	.380
Apr 18	WASHINGTON	*2b	2	1	0	0	0	0	0	0	0	0	1	0	0	0	1	4	2	0	.374
Apr 19	WASHINGTON	*2b	3	0	0	0	0	0	0	0	0	0	0	0	0	0	0	6	2	0	.366
Apr 22	OREGON STATE	*2b	4	0	0	0	0	0	0	0	0	0	0	0	0	0	0	1	2	0	.355
Apr 24	OHIO STATE	*2b	3	0	0	0	0	0	0	0	0	0	0	0	0	0	0	1	0	1	.348
Apr 25	OHIO STATE	*2b	5	0	0	0	0	0	0	0	0	0	0	0	0	0	3	1	3	0	.336
Apr 26	OHIO STATE	*2b	2	2	2	1	0	0	1	0	0	0	0	0	0	0	0	0	0	1	.345
May 01	at UCLA	*2b	4	0	2	0	0	0	0	0	0	0	0	0	0	0	0	1	1	0	.349
May 02	at UCLA	*2b	5	0	2	2	0	1	0	0	0	0	0	0	0	0	0	4	5	0	.350
May 03	at UCLA	*2b	2	0	1	0	0	0	0	0	0	0	1	0	0	0	0	0	2	0	.352
Feb 06	vs Wisconsin	*2b	3	0	0	0	0	0	0	1	0	0	0	0	0	0	0	1	1	2	.346
Totals		52gs	162	45	56	29	7	3	5	33	2	3	3	0	3	1	17	94	72	4	.346

On base pct. .458 • Slugging pct. .519


JONES' CAREER STATS

Year	AVG	GP	GS	AB	R	H	2B	3B	HR	RBI	OBP	SLG	OPS	BB	HBP	SO	GDP	SF	SH	SB	SBA	PO	A	E	FLD %
2025	.345	64	63	174	37	60	7	2	1	29	.417	.425	.842	23	0	25	0	2	4	16	19	76	70	4	.973
2026	.346	52	52	162	45	56	7	3	5	29	.458	.519	.977	33	3	17	1	3	0	2	5	94	72	4	.976
TOTAL	.345	116	115	336	82	116	14	5	6	58	.438	.470	.908	56	3	42	1	5	4	18	24	170	142	8	.975

QUICK HITS

CAREER HONORS

- » 2026 Big Ten All-Defensive Team (2B)
- » 2025 All-Big Ten Second Team
- » 2025 Big Ten All-Freshman Team



SOPHOMORE SEASON (2026)

- » Had a career-best 7-game hitting streak earlier this season
- » Named to the NFCA Leadoff Classic All-Tournament Team
- » Has hit .300 or better in 9 of 12 weekends in 2026
- » Hit .350 or better in all five tournaments in 2026
- » Hit her fifth homer of the year 4/26 vs. Ohio State
- » Went 2-for-3 and scored twice 4/17 versus Washington
- » Walked 3 times and scored 3 runs 4/10 at Maryland
- » Hit .400 (4-for-10) in the Iowa series
- » Led the team with a .444 average (4-of-9) with a home run and 2 RBI in the Northwestern series.
- » Hit a go-ahead two-run home run in the fifth inning of Oregon's 4-2 series-clinching win at Northwestern (3/28)
- » Led Oregon on the Purdue/Indiana weekend by hitting .462 (6-for-13) with a 2B a HR and 6 RBI
- » After being down 7-0 after three innings 3/23 at Indiana, her 3-run HR in the 5th inning gave Oregon it's first lead, 11-9, of a game the Ducks would win 24-12
- » Went 2-for-5 in that game with 5 RBI and scored 3 runs
- » Was 3-for-4 with a 2B and an RBI in the 3/20 series opener at Purdue
- » Was 3-for-10 and scored 4 runs in the Penn State series
- » Hit .375 (6-for-16) with 2 2B a HR and 4 RBI at the Jane Sanders Classic
- » Had a 2B and an RBI 3/8 against Nevada
- » Went 3-for-4 with a home run and 3 RBI 3/6 against Sacramento State
- » Went 4-for-11 (.364) at the Oregon Classic with a homer, 6 RBI and 5 runs scored
- » Hit her second career homer and drove in a career-high 5 runs Feb. 28 vs. Samford
- » Went 2-for-3 and scored twice the next day against Samford
- » Hit .353 (6-of-17) at the Mary Nutter Collegiate Classic
- » Was 2-for-4 with a pair of doubles and scored 3 runs 2/21 versus No. 20 Duke
- » Had a 3-for-4 game 2/19 against Auburn
- » Went 6-for-13 (.462) with a 2B and RBI and scored 4 runs at the Feb. 13-15 Cardinal Classic
- » Was 3-for-4 with an RBI vs. Kentucky (2/14)
- » Hit .400 (6-for-15) with 3 RBI at the NFCA Leadoff Classic
- » Went 2-for-2 with 2 RBI vs. SE Louisiana (2/8)

FRESHMAN SEASON (2025)

- » Ranked eighth in the Big Ten with 16 steals
- » Went 2-for-3 against Oklahoma at the WCWS (6/1)
- » Drove in a run in the WCWS win over Ole Miss (5/30)
- » Hit .485 (16-of-33) in the NCAA Tournament
- » Went 2-for-4 and scored a run in Oregon's WCWS opener against UCLA (5/29)
- » Hit .714 (5-of-7) in the Super Regional against Liberty
- » Tied Oregon's NCAA Tournament record with four hits in the Super Regional versus Liberty (5/24).
- » Hit .400 in the NCAA Eugene Regional (6-for-15)
- » Went 3-for-4 against Weber State on 5/17 and 2-for-4 the



#13 INF/OF STEFINI MA'AKE

QUICK HITS



SOPHOMORE | INFIELDER/OUTFIELDER

R/5 | 5'8"

SAN DIEGO, CALIF.

ACADEMY OF OUR LADY PEACE

CAREER SINGLE-GAME HIGHS

Stat	No.	Opponent
Hits	4	2x, last at UCLA (5/1/26)
Runs	2	9x, last vs. Wisconsin (5/7/26)
RBIs	6	at Rutgers (3/29/25)
Doubles	1	16x, last at UCLA (5/2/26)
Triples	0	
Home Runs	2	5x, last vs. Wisconsin (5/7/26)
Stolen Bases	0	
Hitting Streak:	6 games,	2/14-20/25
Career Multiple-Hit Games:	26	
Career Multiple-RBI Games:	22	

CAREER HONORS

- » 2026 Big Ten All-Tournament Team
- » 2026 All-Big Ten First Team
- » 2025 NFCA All-Mountain Region Second Team
- » 2025 Big Ten All-Freshman Team

SOPHOMORE SEASON (2026)

- » Big Ten Player of the Week (5/4)
- » D1 Softball Preseason Top 100 Players (#85)
- » D1 Softball Top DP/UTIL (#10)
- » First in the Big Ten and 10th nationally with 7 sacrifice flies
- » Named to the Big Ten all-Tournament Team after going 2-for-3 versus Wisconsin with 2 HR and 5 RBI (5/7)
- » Named the Big Ten player of the week following a remarkable series at No. 5 UCLA. Hit .636 (7-of-11) with a 2B, 2 HR and 8 RBI to lead Oregon to a series win.
- » Went 3-for-4 with 2 HR and 4 RBI in Oregon's 8-2 win over UCLA on 5/1
- » Tied career high with four hits in game two against the Bruins (5/2) with a 2B and 3 RBI. Her fourth inning, 2 RBI double broke a 6-6 tie and put the Ducks ahead for good
- » Was 3-for-10 in the Ohio State series
- » Went 3-for-9 with a home run (4/18) in the Washington series
- » Was .500 (5-for-10) in the Maryland series with 5 RBI
- » Hit second grand slam of the season 4/12 at Maryland.
- » Went 3-for-4 with an RBI 4/10 at Maryland
- » Hit .400 (4-for-10) against Indiana
- » Her two-out RBI single in the bottom of the 7th vs. Iowa on 4/4 tied the game at 13-13
- » 2-for-6 with a 2B and an RBI 3/23 at Indiana
- » Was 5-for-8 (.625) in the Penn State series
- » Went 2-for-4 with an RBI in the opener vs. Penn State
- » Helped Oregon win the finale vs. Penn State (6-5) by going 3-for-3 and driving in two runs
- » Hit .353 (6-of-17) with 4 RBI at the Jane Sanders Classic
- » Went 3-for-4 with a 2B and an RBI 3/6 vs. Oregon State
- » Drove in two runs that same day against Sacramento State
- » RBI double March 1 against Samford
- » Two-home run game March 4 at Oregon State
- » Hit her first career grand slam 2/7 vs. Liberty

2026 Oregon Softball
Individual Game-by-Game for Oregon (as of May 10, 2026)

#13 Stefini Ma'ake - 47 games (All games)

Date	Opponent	Pos	AB	R	H	RBI	2B	3B	HR	BB	SB	CS	HBP	SAC	SF	GDP	K	PO	A	E	Avg
Feb 06	vs Missouri	*dh	2	0	0	0	0	0	0	0	0	0	0	0	0	0	2	0	0	0	.000
Feb 06	vs Clemson	*dh/ph	2	0	0	0	0	0	0	1	0	0	0	0	0	0	1	0	0	0	.000
Feb 07	vs Liberty	*1b	4	1	1	4	0	0	1	0	0	0	0	0	0	0	1	5	0	0	.125
Feb 07	vs Tennessee	*dh	2	0	0	0	0	0	0	0	0	0	0	0	0	0	2	0	0	0	.100
Feb 08	vs SE Louisiana	*dh	2	0	0	0	0	0	0	0	0	0	1	0	0	0	0	0	0	0	.083
Feb 13	vs Cal State Fullerton	*dh	2	0	1	1	0	0	0	0	0	0	0	0	1	0	0	0	0	0	.143
Feb 14	vs Cal State Fullerton	*dh	3	0	0	0	0	0	0	0	0	0	0	0	0	0	0	0	0	0	.118
Feb 15	at Stanford	*1b	0	1	0	1	0	0	0	0	0	0	2	0	0	0	0	5	0	0	.118
Feb 19	vs Auburn	*dh/1b	3	1	1	0	0	0	0	0	0	0	1	0	0	0	0	0	0	0	.150
Feb 19	vs Texas A&M	*1b	2	0	0	0	0	0	0	0	0	0	0	0	0	0	0	4	0	0	.136
Feb 27	IDAHO STATE	ph	0	0	0	0	0	0	0	0	0	0	1	0	0	0	0	0	0	0	.136
Feb 28	STETSON	ph	1	0	0	0	0	0	0	0	0	0	0	0	0	0	0	0	0	0	.130
Feb 28	SAMFORD	ph	0	0	0	0	0	0	0	0	0	0	1	0	0	0	0	0	0	0	.130
Mar 01	SAMFORD	*dh	1	1	1	2	1	0	0	0	0	0	0	0	1	0	0	0	0	0	.167
Mar 04	at Oregon State	ph/1b	2	2	2	4	0	0	2	0	0	0	0	0	0	0	0	0	0	0	.231
Mar 06	OREGON STATE	*dh	4	2	3	1	1	0	0	0	0	0	0	0	0	0	0	0	0	0	.300
Mar 06	SACRAMENTO STAT	*1b	3	0	1	2	0	0	0	0	0	0	0	0	0	0	0	7	1	0	.293
Mar 07	NEVADA	*1b	4	1	1	0	0	0	0	0	0	0	0	0	1	0	9	0	0	0	.207
Mar 07	SACRAMENTO STAT	*1b	2	0	0	0	0	0	0	0	0	0	1	0	0	0	7	0	0	0	.282
Mar 08	NEVADA	*1b	4	0	1	1	0	0	0	0	0	0	0	0	0	0	4	0	0	0	.279
Mar 13	PENN STATE	*dh	4	0	2	1	0	0	0	0	0	0	0	0	0	1	0	0	0	0	.298
Mar 14	PENN STATE	*1b	1	0	0	1	0	0	0	0	0	0	0	0	1	0	9	0	0	0	.292
Mar 15	PENN STATE	*1b	3	1	3	2	1	0	0	0	0	0	0	0	0	0	7	0	0	0	.333
Mar 20	at Purdue	*1b	3	0	0	1	0	0	0	0	0	0	0	0	1	0	1	5	0	0	.315
Mar 21	at Purdue	*1b	3	0	1	0	1	0	0	1	0	0	0	0	0	0	6	0	0	0	.316
Mar 22	at Purdue	*dh/1b	3	0	0	0	0	0	0	0	0	0	0	0	0	0	0	1	1	0	.300
Mar 23	at Indiana	*1b	6	1	2	1	1	0	0	0	0	0	0	0	0	0	7	0	0	0	.303
Mar 26	at Northwestern	*dh	3	0	1	0	1	0	0	0	0	0	0	0	0	0	0	0	0	0	.304
Mar 27	at Northwestern	*dh	2	0	0	1	0	0	0	0	0	0	0	0	1	1	0	0	0	0	.296
Mar 28	at Northwestern	*1b	4	1	1	2	0	0	1	0	0	0	0	0	0	0	1	2	0	0	.293
Apr 03	IOWA	*1b	3	0	0	0	0	0	0	0	0	0	0	0	0	0	0	7	0	0	.282
Apr 04	IOWA	*dh	4	1	2	1	0	0	0	0	0	0	1	0	0	0	0	0	0	0	.293
Apr 05	IOWA	*1b	3	0	2	1	0	0	0	0	0	0	0	0	1	0	4	0	0	0	.306
Apr 10	at Maryland	*1b	2	0	0	0	0	0	0	0	0	0	0	0	0	0	2	0	0	0	.299
Apr 11	at Maryland	*dh	4	1	3	1	0	0	0	0	0	0	0	0	0	0	0	0	0	0	.319
Apr 12	at Maryland	*1b	4	1	2	4	0	0	1	0	0	0	0	0	0	0	2	0	0	0	.326
Apr 17	WASHINGTON	*1b	3	0	0	0	0	0	0	0	0	0	0	0	0	0	2	1	0	0	.316
Apr 18	WASHINGTON	*1b	3	1	1	1	0	0	1	0	0	0	0	0	0	0	0	6	0	0	.317
Apr 19	WASHINGTON	*1b	3	0	2	0	0	0	0	0	0	0	0	0	0	0	0	6	0	0	.327
Apr 22	OREGON STATE	*dh	3	0	1	1	1	0	0	0	0	0	0	0	0	0	0	0	0	0	.327
Apr 24	OHIO STATE	*dh	3	0	1	0	0	0	0	0	0	0	0	0	0	0	1	0	0	0	.327
Apr 25	OHIO STATE	*dh	4	0	2	0	0	0	0	0	0	0	0	0	0	0	1	0	0	0	.333
Apr 26	OHIO STATE	*dh	3	0	0	0	0	0	0	0	0	0	0	0	0	0	1	0	0	0	.325
May 01	at UCLA	*1b	4	2	3	4	0	0	2	0	0	0	0	0	0	0	8	0	0	0	.339
May 02	at UCLA	*1b	5	2	4	3	1	0	0	0	0	0	0	0	0	0	6	0	0	0	.357
May 03	at UCLA	*1b	2	0	0	1	0	0	0	0	0	0	0	0	1	0	1	3	0	0	.352
Feb 06	vs Wisconsin	*1b	3	2	2	5	0	0	2	0	0	0	0	0	1	0	1	7	0	0	.359
Totals		43gs	131	22	47	47	8	0	10	2	0	0	8	0	7	3	16	130	2	0	.359

On base pct. .385 • Slugging pct. .649

FRESHMAN SEASON (2025)

- » 3rd Big Ten Freshman of the Week honor on 4/7
- » 2nd Big Ten Freshman of the Week honor on 3/31
- » Big Ten Freshman of the Week (2/17)
- » 2025 D1 Softball Preseason Freshmen Watch List
- » 14 HR are tied for the second-most by an Oregon freshman, trailing only her teammate Rylee McCoy (19)
- » 12th in the Big Ten with 54 RBI
- » Third among Big Ten freshmen in RBI and HR
- » Had a two-run 2B to help Oregon defeat Weber State in the opening game of the NCAA Eugene Regional (5/16)



MA'AKE'S CAREER STATS

Year	AVG	GP	GS	AB	R	H	2B	3B	HR	RBI	OBP	SLG	OPS	BB	HBP	SO	GDP	SF	SH	SB	SBA	PO	A	E	FLD %
2025	.297	55	54	165	26	49	8	0	14	54	.355	.600	.955	11	5	25	4	2	1	0	0	53	0	0	1.000
2026	.359	47	43	131	22	47	8	0	10	47	.385	.649	1.036	2	8	16	3	7	0	0	0	130	2	0	1.000
TOTAL	.324	102	97	296	48	96	16	0	24	101	.369	.622	.991	13	13	41	7	9	1	0	0	183	2	0	1.000

#24 INF RYLEE MCCOY

QUICK HITS



SOPHOMORE |INFIELDER
R/R | 5'8"
AGOURA HILLS, CALIF.
OAKS CHRISTIAN SCHOOL

CAREER SINGLE-GAME HIGHS

Stat	No.	Opponent
Hits	4	at Rutgers (3/29/25)
Runs	4	at Rutgers (3/29/25)
RBIs	4	3x, last at Indiana (4/27/25)
Doubles	2	vs. San Diego State (2/21/25)
Triples	0	
Home Runs	2	3x, last vs. Michigan State (5/3/25)
Stolen Bases	0	
Hitting Streak: 6 games, 2x, last 2/21-3/1/25		
Career Multiple-Hit Games: 21		
Career Multiple-RBI Games: 20		

2026 Oregon Softball
Individual Game-by-Game for Oregon (as of May 10, 2026)

#24 Rylee McCoy - 42 games (All games)

Date	Opponent	Pos	AB	R	H	RBI	2B	3B	HR	BB	SB	CS	HBP	SAC	SF	GDP	K	PO	A	E	Avg
Feb 06	vs Missouri	*1b	3	0	0	0	0	0	0	0	0	0	0	0	0	0	0	5	0	0	.000
Feb 06	vs Clemson	*1b/dh	2	1	0	0	0	0	0	2	0	0	0	0	0	0	0	1	0	0	.000
Feb 07	vs Liberty	*dh/ph	5	0	0	0	0	0	0	0	0	0	0	0	0	0	1	0	0	0	.000
Feb 07	vs Tennessee	*1b	2	0	1	0	0	0	0	1	0	0	0	0	0	0	0	8	1	0	.083
Feb 08	vs SE Louisiana	*1b	3	0	0	0	0	0	0	0	0	0	0	0	0	0	1	6	0	0	.067
Feb 13	vs Cal State Fullerton	*1b	3	0	0	0	0	0	0	0	0	0	0	0	0	0	1	4	0	0	.056
Feb 14	vs Cal State Fullerton	*1b	1	0	0	1	0	0	0	1	0	0	0	0	1	0	0	4	0	0	.053
Feb 14	vs Kentucky	*1b	0	0	0	1	0	0	0	1	0	0	0	0	1	0	0	1	0	0	.053
Feb 15	at Stanford	ph	1	0	0	0	0	0	0	0	0	0	0	0	0	0	1	0	0	0	.050
Feb 19	vs Auburn	*1b/dh	3	0	0	0	0	0	0	0	0	0	0	0	0	0	0	3	0	0	.043
Feb 19	vs Texas A&M	ph	1	0	0	1	0	0	0	0	0	0	0	0	0	0	0	0	0	0	.042
Feb 20	vs South Carolina	ph/1b	2	0	0	0	0	0	0	0	0	0	0	0	0	0	0	1	0	0	.038
Feb 20	vs Cal State Fullerton	ph/1b	0	0	0	1	0	0	0	2	0	0	0	0	0	0	2	0	0	0	.038
Feb 21	vs Duke	*1b	3	0	0	1	0	0	0	0	0	0	0	0	1	1	0	4	0	0	.034
Feb 27	STETSON	1b	0	0	0	0	0	0	0	0	0	0	0	0	0	0	0	2	0	0	.034
Feb 27	IDAHO STATE	*dh	2	0	0	0	0	0	0	0	0	0	0	0	0	0	1	0	0	0	.032
Feb 28	SAMFORD	*dh	2	1	1	1	1	0	0	1	0	0	0	0	0	0	0	0	0	0	.061
Mar 01	SAMFORD	*1b/ph	3	2	2	3	1	0	1	0	0	0	1	0	0	0	0	3	0	0	.111
Mar 04	at Oregon State	*dh	4	0	0	0	0	0	0	1	0	0	0	0	0	0	0	0	0	0	.100
Mar 06	OREGON STATE	ph	1	0	1	2	1	0	0	0	0	0	0	0	0	0	0	0	0	0	.122
Mar 06	SACRAMENTO STAT	*dh	0	0	0	0	0	0	0	3	0	0	0	0	0	0	0	0	0	0	.122
Mar 07	NEVADA	*dh	4	1	1	2	0	0	1	0	0	0	0	0	0	0	2	0	0	0	.133
Mar 07	SACRAMENTO STAT	*dh	2	0	1	0	0	0	0	0	0	0	1	0	0	1	0	0	0	0	.149
Mar 08	NEVADA	*dh	4	1	1	2	0	0	0	0	0	0	0	0	0	0	0	0	0	0	.157
Mar 13	PENN STATE	*1b	4	2	2	1	1	0	1	0	0	0	0	0	0	0	2	2	0	1	.182
Mar 14	PENN STATE	*dh	2	0	0	1	0	0	0	0	0	1	0	0	0	0	2	0	0	0	.175
Mar 15	PENN STATE	*dh	2	1	0	0	0	0	0	1	0	0	0	1	0	0	1	0	0	0	.169
Mar 20	at Purdue	*dh	2	0	0	0	0	0	0	0	0	0	0	0	0	0	2	0	0	0	.164
Mar 21	at Purdue	ph	1	0	0	0	0	0	0	0	0	0	0	0	0	0	1	0	0	0	.161
Mar 26	at Northwestern	*1b	2	0	1	0	0	0	0	0	0	0	0	0	0	0	0	3	0	0	.172
Mar 27	at Northwestern	*1b	2	0	0	0	0	0	0	1	0	0	0	0	0	0	0	1	0	0	.167
Mar 28	at Northwestern	*dh	2	0	0	0	0	0	0	0	0	0	0	0	0	0	2	0	0	0	.162
Apr 03	IOWA	*dh	2	0	0	0	0	0	0	1	0	0	0	0	0	0	0	0	0	0	.157
Apr 04	IOWA	ph	0	0	0	0	0	0	0	0	0	0	1	0	0	0	0	0	0	0	.157
Apr 12	at Maryland	ph	0	0	0	0	0	0	0	1	0	0	0	0	0	0	0	0	0	0	.157
Apr 18	WASHINGTON	*dh	0	0	0	0	0	0	0	0	0	0	0	0	0	0	0	0	0	0	.157
Apr 22	OREGON STATE	*1b/pr	3	0	2	1	0	0	0	0	0	0	0	0	0	0	0	8	0	0	.178
Apr 24	OHIO STATE	ph/1b	2	0	0	0	0	0	0	0	0	0	0	0	0	0	2	3	0	0	.173
May 01	at UCLA	*dh	3	1	2	2	0	0	1	1	0	0	0	0	0	0	0	0	0	0	.192
May 02	at UCLA	*dh	4	1	2	0	0	0	0	0	0	0	0	0	0	0	0	0	0	0	.207
May 03	at UCLA	*dh	2	0	1	1	0	0	0	1	0	0	0	0	0	0	0	0	0	0	.214
Feb 06	vs Wisconsin	*dh	3	0	0	0	0	0	0	1	0	0	0	0	0	0	1	0	0	0	.207
Totals		32gs	87	11	18	21	4	0	4	19	0	0	4	1	3	2	20	61	1	1	.207

On base pct. .363 • Slugging pct. .391

MCCOY'S CAREER STATS

Year	AVG	GP	GS	AB	R	H	2B	3B	HR	RBI	OBP	SLG	OPS	BB	HBP	SO	GDP	SF	SH	SB	SBA	PO	A	E	FLD %
2025	.385	59	53	161	36	62	13	0	19	59	.472	.820	1.292	21	9	19	0	4	0	0	0	226	9	3	.987
2026	.207	42	32	87	11	18	4	0	4	21	.363	.391	.754	19	4	20	2	3	1	0	0	61	1	1	.984
TOTAL	.323	101	85	248	47	80	17	0	23	80	.432	.669	1.101	40	13	39	2	7	1	0	0	287	10	4	.987

UO SEASON RECORD 19 HOME RUNS (tie)

CAREER HONORS

- » 2025 NFCA All-America Second Team
- » 2025 NFCA Freshman of the Year Top 3 finalist (just the third in program history)
- » 2025 NFCA Freshman of the Year Top 10
- » 2025 NFCA Freshman of the Year Top 25
- » 2025 Softball America All-America Second Team
- » 2025 Softball America Freshman All-America Team
- » 2025 D1 Softball Freshman All-America Team
- » 2025 NFCA All-Mountain Region First Team
- » 2025 All-Big Ten First Team
- » 2025 Big Ten All-Defensive Team
- » 2025 Big Ten All-Freshman Team

SOPHOMORE SEASON (2026)

- » D1 Softball Preseason All-America, 2nd Team
- » D1 Softball Preseason Top 100 Players (#30)
- » Softball America Preseason Top 100 Players (#51)
- » Softball America Top 1B (#5)
- » D1 Softball Top DP/UTIL (#3)
- » Big Ten Conference Players to Watch
- » Big series at UCLA where she hit .556 with a HR and 3 RBI
- » Went 2-for-3 with a 2-run home run at UCLA on 5/1
- » Was 2-for-4 in the Ducks' 13-11 win at UCLA on 5/2
- » Went 2-for-3 with an RBI 4/22 vs. Oregon State
- » 2-for-4 with a 2B a HR and an RBI 3/13 vs. Penn State
- » Went 4-for-11 (.364) at the Jane Sanders Classic and drove in two runs against Oregon State and Nevada (twice)
- » Hit .428 with 2 2B and a HR at the Oregon Classic as all three of her hits went for extra bases. Slugged 1.143
- » Went 2-for-3 against Samford on March 1 with a homer, a 2B and 3 RBI
- » Drove in three runs at the Mary Nutter Collegiate Classic with productive outs - a sacrifice fly and an RBI ground out - plus a bases-loaded walk

FRESHMAN SEASON (2025)

- » Won her second Big Ten Freshman of the Week award following the Ducks' sweep of Indiana (4/28)
- » Named the top freshman in the Big Ten Conference by Softball America (3/25)
- » D1 Softball National Freshman of the Week (2/25)
- » Big Ten Freshman of the Week (2/24)
- » Drove in a run in the Ducks 6-5, 10-inning win over Ole Miss (5/30) at the WCWS; it was her school record-breaking 32nd extra base hit of the season.
- » Tied the UO single-season home run record with two in the NCAA Eugene Regional - her 18th and 19th of the year
- » Got the Ducks going with a HR in the first inning of the NCAA Regional opener against Weber State (5/16)
- » Hit a three-run HR in a must-win game against Stanford (5/18) - her school record 19th of the season to tie Ann Marie Topps, who hit 19 in 2007
- » Extended her freshman HR record with her 16th and 17th May 3 vs. Michigan State
- » No. 2 on the UO single-season slugging pct. list (.820)
- » Broke the UO freshman home record with her 15th of the season 4/26 at Indiana.
- » Previous mark was 14 by Jenn Salling in 2007
- » Tied the UO freshman record with her 14th of the season 4/18 s. No. 6 UCLA
- » Nationally among all freshmen, was third in slugging pct. (.820), sixth in home runs (19) and sixth in RBI (59).



#2 C BRAIESEY ROSA

QUICK HITS



JUNIOR | CATCHER
R/R | 5'7"
WAIANAE, HAWAII
WAIANAE HS

CAREER SINGLE-GAME HIGHS

Stat	No.	Opponent
Hits	3	vs. Duke (2/21/26)
Runs	3	at Indiana (4/25/25)
RBIs	4	at Rutgers (3/28/25)
Doubles	1	3x, last at Indiana (4/26/25)
Triples	0	
Home Runs	1	6x, last vs. Michigan (4/5/25)
Stolen Bases	1	4x, last vs. Illinois (3/23/25)
Hitting Streak: 7 games, 3/2-14/25		
Career Multiple-Hit Games: 6		
Career Multiple-RBI Games: 9		

2026 Oregon Softball
Individual Game-by-Game for Oregon (as of May 10, 2026)

#2 Braiesey Rosa - 26 games (All games)

Date	Opponent	Pos	AB	R	H	RBI	2B	3B	HR	BB	SB	CS	HBP	SAC	SF	GDP	K	PO	A	E	Avg
Feb 07	vs Liberty	ph	1	0	0	0	0	0	0	0	0	0	0	0	0	0	1	0	0	0	.000
Feb 13	vs Cal State Fullerton	ph/c	0	1	0	0	0	0	0	1	0	0	0	0	0	0	0	1	0	0	.000
Feb 14	vs Cal State Fullerton	ph/c	2	0	1	0	0	0	0	0	0	0	0	0	0	0	0	1	6	0	.333
Feb 14	vs Kentucky	*dh	3	1	1	2	0	0	0	0	0	0	0	0	0	0	0	0	0	0	.333
Feb 15	at Stanford	*dh	2	0	0	0	0	0	0	1	0	0	0	1	0	0	2	0	0	0	.250
Feb 19	vs Auburn	ph	1	0	0	0	0	0	0	0	0	0	0	0	0	0	0	0	0	0	.222
Feb 20	vs South Carolina	*dh	2	1	0	0	0	0	0	0	0	0	0	0	0	0	0	0	0	0	.182
Feb 20	vs Cal State Fullerton	ph	1	0	1	1	0	0	0	0	0	0	0	0	0	0	0	0	0	0	.250
Feb 21	vs Duke	*of/dh	5	0	3	2	0	0	0	0	0	0	0	0	0	0	0	1	0	0	.353
Feb 27	STETSON	*of/c	3	0	1	1	0	0	0	0	0	0	0	0	0	0	2	0	0	0	.350
Feb 27	IDAHO STATE	*of/dh	2	0	0	0	0	0	0	0	0	0	0	0	0	0	1	1	0	0	.318
Feb 28	STETSON	*c	3	0	1	0	0	0	0	0	0	0	0	0	0	0	0	2	0	1	.320
Feb 28	SAMFORD	*of/ph	2	0	0	0	0	0	0	0	0	0	1	0	0	0	1	0	0	0	.296
Mar 04	at Oregon State	ph	1	0	0	0	0	0	0	0	0	0	0	0	0	0	0	0	0	0	.286
Mar 06	SACRAMENTO STAT	*c	3	0	1	0	0	0	0	0	0	0	0	0	0	0	1	10	0	0	.290
Mar 07	NEVADA	ph	1	0	0	0	0	0	0	0	0	0	0	0	0	0	0	0	0	0	.281
Mar 07	SACRAMENTO STAT	ph	1	0	0	0	0	0	0	0	0	0	0	0	0	0	1	0	0	0	.273
Mar 14	PENN STATE	ph	1	0	0	0	0	0	0	0	0	0	0	0	0	0	0	0	0	0	.265
Mar 15	PENN STATE	ph	1	0	0	0	0	0	0	0	0	0	0	0	0	0	1	0	0	0	.257
Mar 21	at Purdue	*dh/c	3	1	1	1	0	0	0	0	0	0	0	0	0	0	1	1	0	0	.263
Mar 22	at Purdue	*c	3	0	1	1	0	0	0	0	0	0	0	0	0	0	1	7	0	0	.268
Mar 23	at Indiana	*dh	4	2	2	2	0	0	0	0	0	0	1	0	0	0	1	0	0	0	.289
Mar 26	at Northwestern	ph/of	1	0	0	0	0	0	0	0	0	0	0	0	0	0	1	1	0	0	.283
Apr 04	IOWA	ph	1	0	0	0	0	0	0	0	0	0	0	0	0	0	0	0	0	0	.277
Apr 05	IOWA	*dh	2	0	0	0	0	0	0	0	0	0	0	0	0	1	1	0	0	0	.265
Apr 17	WASHINGTON	ph	1	0	0	0	0	0	0	0	0	0	0	0	0	0	1	0	0	0	.260
Totals		13gs	50	6	13	10	0	0	0	2	0	0	2	1	0	1	17	30	0	1	.260

On base pct. .315 • Slugging pct. .260

JUNIOR SEASON (2026)

- » Hit .400 (4-for-10) and drove in 4 runs during the Purdue/Indiana weekend
- » Went 2-for-4 with 2 RBI at Indiana (3/23)
- » Drove in the go-ahead run on a single to right in the 7th inning 3/22 at Purdue as Oregon scored twice in the frame for a come-from-behind 2-1 victory
- » 1-for-3 with an RBI 3/21 at Purdue
- » Hit .444 (4-of-9) at the Mary Nutter Collegiate Classic
- » Had a career-high three hits and drove in a pair of runs 2/21 versus No. 20 Duke.
- » Also made her first career start in RF against the Blue Devils
- » Went 1-for-3 with a pair of RBIs against Kentucky (2/14)

SOPHOMORE SEASON (2025)

- » Doubled to drive in a couple of runs 4/26 at Indiana
- » Scored a career-high 3 runs at Indiana (4/25)
- » Clutch 2-out RBI pinch-hit single in the sixth inning proved to be the difference in Oregon's 5-4 win at Minnesota (4/13)
- » Hit sixth home run of the season vs. Michigan (4/5)
- » Hit a grand slam and drove in seven runs while hitting .600 (3-of-5) in the Rutgers series
- » Outstanding series vs. Illinois where she hit .571 (4-of-7) with 2 HR and 4 RBI. Also scored four times
- » Delivered a walk-off home run - the Ducks' first in four years - in the bottom of the seventh against Illinois (3/23)
- » Was 2-for-3 with 2 RBI in that game
- » Also homered 3/21 vs. Illinois and was 2-for-2 with 2 RBI
- » Hit .375 in the UW series (3-of-8)
- » Was 5-for-11 (.455) in the Jane Sanders Classic with 2 HR and 6 RBI
- » Drove in all three runs against No. 8 Florida State: a two-run home run March 7 (2-0 win) and an RBI single in the fifth inning on March 9 (1-0 win)
- » First career hit, a 2B vs. Loyola Chicago on March 2, led to a seven-game hitting streak

FRESHMAN SEASON (2024)

- » Three at-bats in eight games
- » Drew a bases-loaded walk for an RBI in her first plate appearance as a Duck March 15 at Utah
- » Had a stolen base March 26 at Fullerton.

ROSA'S CAREER STATS

Year	AVG	GP	GS	AB	R	H	2B	3B	HR	RBI	OBP	SLG	OPS	BB	HBP	SO	GDP	SF	SH	SB	SBA	PO	A	E	FLD %
2024	.000	8	0	3	1	0	0	0	0	1	.250	.000	.250	1	0	2	0	0	0	1	1	1	0	0	1.000
2025	.250	44	30	80	17	20	3	0	6	25	.390	.513	.903	12	9	22	1	4	0	3	3	190	16	2	.990
2026	.260	26	13	50	6	13	0	0	0	10	.315	.260	.575	2	2	17	1	0	1	0	0	30	0	1	.968
TOTAL	.248	78	43	133	24	33	3	0	6	36	.362	.406	.768	15	11	41	2	4	1	4	4	221	16	3	.988

#11 OF AYANNA SHAW

QUICK HITS



RS-SOPHOMORE | OUTFIELDER
L/R | 5'8"
LEMON GROVE, CALIF.
MATER DEI CATHOLIC HS

CAREER SINGLE-GAME HIGHS

Stat	No.	Opponent
Hits	4	2x, last at Oregon State (3/4/26)
Runs	4	vs. Southern Utah (2/8/25)
RBIs	3	at UNLV (2/8/25)
Doubles	1	5x, last at Purdue (3/22/26)
Triples	1	8x, last vs. Oregon State (4/22/26)
Home Runs	1	vs. Iowa (4/5/26)
Stolen Bases	2	6x, last vs. Nevada (3/8/26)
Hitting Streak: 7 games, last 2/27-3/6/26		
Career Multiple-Hit Games: 20		
Career Multiple-RBI Games: 5		

2026 Oregon Softball
Individual Game-by-Game for Oregon (as of May 10, 2026)

#11 Ayanna Shaw - 50 games (All games)

Date	Opponent	Pos	AB	R	H	RBI	2B	3B	HR	BB	SB	CS	HBP	SAC	SF	GDP	K	PO	A	E	Avg
Feb 06	vs Missouri	*of/of	3	1	2	2	1	1	0	0	0	0	0	0	0	0	0	1	0	0	.667
Feb 06	vs Clemson	*of/of	4	1	2	0	0	0	0	0	1	0	0	0	0	0	0	1	0	0	.571
Feb 07	vs Liberty	*of	4	0	2	0	0	0	0	0	0	0	0	0	0	0	0	1	0	1	.545
Feb 07	vs Tennessee	*of	2	0	0	0	0	0	1	0	0	0	0	0	0	0	1	2	0	0	.462
Feb 08	vs SE Louisiana	*of	4	0	0	0	0	0	0	0	0	0	0	0	0	0	1	0	0	0	.353
Feb 13	vs Cal State Fullerton	*of	3	1	3	1	1	0	0	0	1	0	0	0	0	0	0	1	0	0	.450
Feb 14	vs Cal State Fullerton	*of	2	0	2	1	0	0	0	0	1	1	0	1	0	0	0	3	0	0	.500
Feb 14	vs Kentucky	*of	3	2	2	0	0	0	0	0	0	0	0	0	0	0	0	3	0	0	.520
Feb 15	at Stanford	*of	4	0	2	0	0	0	0	0	0	0	0	0	0	0	0	2	1	0	.517
Feb 19	vs Auburn	*of	3	0	1	0	0	0	0	0	0	0	0	0	0	0	1	1	0	0	.500
Feb 20	vs South Carolina	*of	4	0	2	0	0	0	0	0	0	0	0	0	0	0	0	3	0	0	.500
Feb 20	vs Cal State Fullerton	*of	1	0	0	0	0	0	0	0	0	0	0	0	0	0	0	0	0	0	.486
Feb 27	STETSON	*of	3	3	2	0	0	0	0	0	2	0	0	0	0	0	0	1	0	0	.500
Feb 27	IDAHO STATE	*of	4	0	1	0	0	0	0	0	1	1	0	0	0	0	0	2	0	0	.477
Feb 28	STETSON	*of	3	2	1	1	0	1	0	0	0	0	0	0	0	0	0	2	0	0	.468
Feb 28	SAMFORD	*of	3	2	1	0	0	1	0	1	0	0	0	0	0	0	0	1	0	0	.460
Mar 01	SAMFORD	*of	3	1	1	2	0	0	0	1	0	0	0	0	0	0	0	0	0	0	.453
Mar 04	at Oregon State	*of	4	2	4	1	0	0	0	1	1	0	0	0	0	0	0	2	0	0	.491
Mar 06	OREGON STATE	*of	4	0	1	1	0	1	0	0	0	0	0	0	0	0	0	3	0	0	.475
Mar 06	SACRAMENTO STAT	*of	4	0	0	0	0	0	0	0	0	0	0	0	0	0	1	0	0	0	.446
Mar 07	NEVADA	*of	4	0	0	0	0	0	0	0	0	0	0	0	0	0	0	0	0	0	.420
Mar 07	SACRAMENTO STAT	*of	3	0	0	0	0	0	0	0	0	0	0	0	0	0	0	1	0	0	.403
Mar 08	NEVADA	*of	4	1	3	0	0	0	0	0	2	0	0	0	0	0	0	3	0	0	.421
Mar 13	PENN STATE	*of	4	0	1	0	0	0	0	1	0	0	0	0	0	0	0	1	0	0	.412
Mar 14	PENN STATE	*of	4	2	2	0	0	0	0	0	0	0	0	0	0	0	2	0	0	0	.417
Mar 15	PENN STATE	*of	4	0	0	0	0	0	0	0	0	0	0	0	0	0	3	0	0	0	.398
Mar 20	at Purdue	*of	5	2	2	0	0	1	0	0	0	0	0	0	0	0	0	1	0	0	.398
Mar 21	at Purdue	*of	3	0	1	0	0	0	0	1	0	0	0	0	0	0	0	1	0	0	.396
Mar 22	at Purdue	*of	3	1	2	0	1	0	0	0	0	0	0	0	0	0	1	1	0	0	.404
Mar 23	at Indiana	*of	4	2	1	0	0	0	0	1	1	0	0	0	0	0	0	1	0	0	.398
Mar 26	at Northwestern	*of	3	0	1	0	0	0	0	0	0	0	0	0	0	0	0	2	0	0	.396
Mar 27	at Northwestern	*of	3	0	0	0	0	0	0	1	0	0	0	0	0	0	0	0	0	0	.385
Mar 28	at Northwestern	*of	3	1	1	0	0	0	0	1	1	0	0	0	0	1	0	3	0	0	.384
Apr 03	IOWA	*of	3	1	1	0	0	0	0	0	0	0	0	0	0	0	0	6	0	0	.383
Apr 04	IOWA	*of	5	1	1	0	0	0	0	0	0	0	0	0	0	0	0	3	0	0	.375
Apr 05	IOWA	*of	2	2	1	2	0	0	1	1	0	0	0	0	0	0	0	3	0	0	.377
Apr 10	at Maryland	*of	3	1	1	1	0	1	0	0	0	0	0	0	1	0	0	0	0	0	.376
Apr 11	at Maryland	*of	4	1	0	0	0	0	0	1	0	0	0	0	0	0	0	5	0	0	.364
Apr 12	at Maryland	*of/pr	3	1	1	0	0	0	0	0	0	0	0	0	0	0	0	2	0	0	.364
Apr 17	WASHINGTON	*of	3	0	0	0	0	0	0	0	0	0	0	0	0	0	0	2	0	0	.356
Apr 18	WASHINGTON	*of	2	0	0	0	0	0	0	0	1	0	0	0	0	0	1	2	0	0	.350
Apr 19	WASHINGTON	*of	1	0	0	0	0	0	0	0	0	0	0	1	0	0	0	2	0	0	.348
Apr 22	OREGON STATE	*of	3	0	2	0	0	1	0	0	0	0	0	0	0	0	0	2	0	0	.355
Apr 24	OHIO STATE	*of	3	0	1	0	0	0	0	0	0	0	0	0	0	0	0	3	0	0	.354
Apr 25	OHIO STATE	*of	3	1	1	0	0	0	0	0	0	0	0	1	0	0	0	2	0	0	.354
Apr 26	OHIO STATE	*of	0	1	0	0	0	0	0	1	0	0	0	1	0	0	0	0	0	0	.354
May 01	at UCLA	*of	4	0	1	0	0	0	0	0	0	0	0	0	0	0	0	2	0	0	.351
May 02	at UCLA	*of	3	2	2	0	0	0	0	0	0	0	0	0	0	0	0	2	0	0	.357
May 03	at UCLA	*of	2	0	0	0	0	0	0	1	0	0	0	0	0	0	0	2	0	0	.353
Feb 06	vs Wisconsin	*of	3	0	0	0	0	0	0	0	0	0	0	0	0	0	0	1	0	0	.346
Totals			50gs	159	35	55	12	3	7	11	14	2	0	4	1	1	11	82	1	1	.346

On base pct. .386 • Slugging pct. .472

SHAW'S CAREER STATS

Year	AVG	GP	GS	AB	R	H	2B	3B	HR	RBI	OBP	SLG	OPS	BB	HBP	SO	GDP	SF	SH	SB	SBA	PO	A	E	FLD %
2024	.250	15	2	8	6	2	0	0	0	0	.333	.250	.583	0	1	1	0	0	0	4	5	1	0	0	1.000
2025	.387	46	21	62	26	24	2	1	0	9	.418	.452	.870	3	1	9	0	1	0	13	14	22	0	0	1.000
2026	.346	50	50	159	35	55	3	7	1	12	.386	.472	.858	11	1	11	1	1	4	14	16	82	1	1	.988
TOTAL	.354	111	73	229	67	81	5	8	1	21	.393	.459	.852	14	2	21	1	2	4	31	35	105	1	1	.991

RECORD BOOK

- » Tied for second on the UO single-season triples list with 7, one back of the UO record (Janie Takeda, 8, 2014)
- » Tied for ninth in UO career triples with 8.

CAREER HONORS

- » 2025 Big Ten All-Academic Team

RS-SOPHOMORE SEASON (2026)

- » 7-game hitting streak earlier this season
- » Ranks first in the Big Ten and 7th nationally with 7 triples
- » Is ninth in the Big Ten in steals (14)
- » Hit .333 (3-for-9) in the UCLA series
- » Scored twice in the Ducks' 13-11 win at UCLA on 5/2
- » Went 2-for-3 with her seventh triple of the season 4/22 vs. Oregon State
- » Triple and an RBI 4/10 at Maryland
- » Hit first career home run 4/5 vs. Iowa
- » Was 4-for-10 on the Indiana/Purdue trip and had a hit in all 4 games
- » Her ground rule double in the 7th inning 3/22 at Purdue set up the tying and go-ahead runs in Oregon's 2-1 win
- » 2-for-5 with a triple 3/20 at Purdue
- » Went 2-for-4 and scored twice 3/14 vs. Penn State
- » Was 3-for-4 3/8 vs. Nevada
- » Went 4-for-4 March 4 at Oregon State
- » Hit .375 (6-for-16) at the Oregon Classic, with 2 3B, 3 RBI and scored 8 runs
- » Went 2-for-3, scored twice and stole two bases Feb. 27 vs. Stetson
- » Tripled and scored twice against both Stetson and Samford on Feb. 28
- » Drove in two runs March 1 against Samford
- » Was nearly impossible to keep her off base at the Feb. 13-15 Cardinal Classic where she hit .750 (9-of-12) with a 2B, 2 RBI and 2 SB. Also had a sacrifice bunt
- » Had a 3-hit game (Fullerton - G1) and three 2-hit games (Fullerton - G2, Kentucky & Stanford) at the Cardinal Classic
- » Hit .353 (6-for-17) at the NFCA Leadoff Classic (Feb. 6-8)
- » Went 2-for-3 with two RBI against Missouri (Feb. 6) with a double and a triple; Also had two hits against Clemson and Liberty.

RS-FRESHMAN SEASON (2025)

- » Hit .400 (2-for-5) in the Michigan State series
- » Was 3-for-3 and drove in a run 4/28 at Notre Dame
- » Went 2-for-5 and stole a base in the UCLA series
- » Got her first start in nearly two months at Minnesota (4/13) after being injured at the Mary Nutter Classic.
- » Made the most of her opportunity, going 3-for-5 with a double, 2 RBI and 2 steals in the Minnesota series.
- » Had key 2-out, 2-RBI single in the sixth inning of Oregon's 5-4 win at Minnesota (4/13)
- » Hit .625 with 10 runs at the UNLV Desert Classic
- » Key to Oregon's win at UNLV, going 4-for-4 with a 3B and 3 RBI. Also stole two bases

FRESHMAN SEASON (2024)

- » Injuries limited her to 15 games as a freshman (2 starts)
- » Was granted a medical redshirt
- » First collegiate hit March 1 vs. Mount St. Mary's



POSTSEASON RESULTS

Oregon has reached the Women's College World Series six times in program history, including five trips to Oklahoma City in seven seasons from 2012 to 2018. The Ducks advanced to the NCAA Super Regional round in nine consecutive years from 2010 to 2018.

Postseason Quick Facts

Overall Postseason Record	91-56
Regional Appearances	25th
Regional Record	66-27
Super Regional Appearances *	11
Super Regional Record *	14-12
Women's College World Series Appearances	7
Women's College World Series Record	8-13
AIAW World Series Appearances**	2
AIAW World Series Record	3-4

* Super Regionals began in 2005. Prior to 2005, Regionals were an eight-team double-elimination bracket similar to the WCWS.

NCAA Tournament seed used in rankings from 2005-pres. Prior to 2005, NFCA top-25 ranking is used.

** The Association for Intercollegiate Athletics for Women (AIAW) was founded in 1971 and sponsored championships for women's sports until the NCAA began sponsoring and regulating women's sports during the 1981-82 academic year.

2026

Opponent	UO/Opp. Seed	Result
Regionals - Eugene, Ore.		
Idaho State	14/-	
TBD	14/-	
TBD	14/-	

2025

Opponent	UO/Opp. Seed	Result
Regionals - Eugene, Ore.		
Weber State	16/-	W, 8-0 (5)
Stanford	16/-	L, 1-14 (6)
Weber State	16/-	W, 9-1
Stanford	16/-	W, 15-5 (6)
Stanford	16/-	W, 10-7
Super Regionals - Eugene, Ore.		
Liberty	16/-	W, 3-2 (8)
Liberty	16/-	W, 13-1
Women's College World Series - OKC		
UCLA	16/9	L, 2-4
Ole Miss	16/-	W, 6-5 (10)
Oklahoma (T-5th Place)	16/2	L, 1-4

2024

Opponent	UO/Opp. Seed	Result
Regionals - Norman, Okla.		
Boston U	-/-	W, 8-0 (5)
Oklahoma	-/2	L, 6-3
Boston U	-/-	W, 8-2
Oklahoma	-/2	L, 3-2

2023

Opponent	UO/Opp. Seed	Result
Regionals - Fayetteville, Ark.		
Notre Dame	-/-	W, 5-4
Arkansas	-/11	W, 10-4
Arkansas	-/11	W, 14-4 (5)
Super Regionals - Stillwater, Okla.		
Oklahoma State	-/6	L, 8-1
Oklahoma State	-/6	L, 9-0

2022

Opponent	UO/Opp. Seed	Result
Regionals - Fayetteville, Ark.		
Wichita State	-/-	W, 10-2 (5)
Arkansas	-/4	L, 6-2
Wichita State	-/-	W, 8-1
Arkansas	-/4	L, 9-3

2021

Opponent	UO/Opp. Seed	Result
Regionals - Austin, Texas		
Texas State	-/-	L, 5-1
Saint Francis	-/-	W, 7-0
Texas State	-/-	W, 2-0
Texas	-/12	W, 3-2
Texas	-/12	L, 1-0

2018

Opponent	UO/Opp. Seed	Result
Regionals - Eugene, Ore.		
Albany	1/-	W, 4-0
Drake	1/-	W, 5-0
Drake	1/-	W, 3-0
Super Regionals - Eugene, Ore.		
Kentucky	1/16	L, 9-6
Kentucky	1/16	W, 6-1
Kentucky	1/16	W, 11-1 (5)
Women's College World Series - OKC		
Arizona State	1/8	W, 11-6
Washington	1/5	L, 6-2
Florida State (T-5th Place)	1/6	L, 4-1

2017

Opponent	UO/Opp. Seed	Result
Regionals - Eugene, Ore.		
Illinois-Chicago	3/-	W, 13-0 (5)
Wisconsin	3/-	W, 6-5 (8)
Wisconsin	3/-	W, 9-0 (5)
Super Regionals - Eugene, Ore.		
Kentucky	3/14	W, 4-0
Kentucky	3/14	W, 6-5
Women's College World Series - OKC		
Washington	3/6	L, 3-1
Baylor	3/15	W, 7-4
LSU	3/13	W, 4-1
Oklahoma (T-3rd Place)	3/10	L, 4-2

2016

Opponent	UO/Opp. Seed	Result
Regionals - Eugene, Ore.		
Fordham	5/-	W, 8-0 (5)
Baylor	5/-	W, 6-0
Baylor	5/-	W, 8-1
Super Regionals - Eugene, Ore.		
UCLA	5/12	W, 8-1
UCLA	5/12	L, 2-1
UCLA	5/12	L, 2-1

2015

Opponent	UO/Opp. Seed	Result
Regionals - Eugene, Ore.		
BYU	2/-	W, 8-0 (6)
North Dakota State	2/-	W, 4-3
North Dakota State	2/-	W, 6-1
Super Regionals - Eugene, Ore.		
NC State	2/-	W, 6-1
NC State	2/-	W, 9-3
Women's College World Series - OKC		
UCLA	2/7	L, 7-1
Alabama (T-7th Place)	2/6	L, 2-1



POSTSEASON RESULTS

2014			2008			1998		
Opponent	UO/Opp. Seed	Result	Opponent	UO/Opp. Seed	Result	Opponent	UO/Opp. Seed	Result
Regionals - Eugene, Ore.			Regionals - Norman, Okla.			Regionals - Lincoln, Neb.		
Utah Valley	1/-	W, 12-1 (5)	Oklahoma	-/10	L, 6-0	Iowa		L, 5-2
Wisconsin	1/-	W, 6-1	Tulsa		W, 1-0	Coastal Carolina		W, 11-3
Wisconsin	1/-	W, 6-0	Arkansas		W, 3-0	Iowa		W, 10-9
Super Regionals - Eugene, Ore.			Oklahoma	-/10	L, 11-0	Nebraska		L, 9-7
Minnesota	1/16	W, 10-2 (6)	2007			1994		
Minnesota	1/16	W, 6-2	Opponent UO/Opp. Seed Result			Opponent UO/Opp. Seed Result		
Women's College World Series - OKC			Regionals - Columbia, S.C.			Regionals - Fresno, Calif.		
Florida State	1/8	W, 3-0	Penn State		W, 4-0	California		W, 3-2
Florida	1/5	L, 4-0	South Carolina		W, 8-4	Fresno State		W, 1-0
Oklahoma	1/7	W, 4-2	South Carolina		L, 2-0	California		W, 2-1 (20)
Alabama (T-3rd Place)	1/2	L, 2-0	South Carolina		L, 4-3	Fresno State		L, 5-0
2013			2005			1990		
Opponent UO/Opp. Seed Result			Opponent UO/Opp. Seed Result			Opponent UO/Opp. Seed Result		
Regionals - Eugene, Ore.			Regionals - Norman, Okla.			Regionals - Columbus, Ohio		
BYU	3/-	W, 5-2	Louisiana-Lafayette		L, 7-5	Kent State		L, 3-0
North Carolina	3/-	W, 3-0	Wichita State		W, 3-2 (8)	Ohio State		L, 2-0
Wisconsin	3/-	W, 3-0	Louisiana-Lafayette		W, 3-1	1989		
Super Regionals - Eugene, Ore.			Oklahoma	-/10	L, 2-1	Opponent UO/Opp. Seed Result		
Nebraska	3/14	L, 5-2	2004			Regionals - Amherst, Mass.		
Nebraska	3/14	W, 4-3 (11)	Opponent UO/Opp. Seed Result			Massachusetts		W, 2-0
Nebraska	3/14	L, 4-2	Regionals - Tallahassee, Fla.			Connecticut		L, 2-1
2012			Bethune-Cookman		W, 1-0	Connecticut		W, 3-2
Opponent UO/Opp. Seed Result			South Florida		W, 12-0	Connecticut		W, 6-0
Regionals - Eugene, Ore.			Florida State		L, 5-4 (12)	Women's College World Series - Sunnyvale, Calif.		
Portland State	11/-	W, 7-3	South Florida		W, 2-1	Cal Poly Pomona		L, 1-0
BYU	11/-	W, 6-4	Florida State		W, 1-0	South Carolina		W, 1-0
BYU	11/-	W, 4-1	Florida State		L, 2-0	Arizona (T-5th Place)		L, 4-0
Super Regionals - Austin, Texas			2003			AIAW WORLD SERIES APPEARANCES **		
Texas	11/6	L, 4-2	Opponent UO/Opp. Seed Result			1980		
Texas	11/6	W, 5-4 (8)	Regionals - Fullerton, Calif.			Opponent UO/Opp. Seed Result		
Texas	11/6	W, 10-6	Penn State		W, 10-8	Norman, Okla.		W, 7-3
Women's College World Series - OKC			Oklahoma State		L, 2-1	Massachusetts		L, 5-0
Arizona State	11/3	L, 3-1	San Diego State		W, 4-1	Utah State		L, 5-0
Tennessee	11/3	W, 3-1	Cal State Fullerton		W, 2-1	SW Missouri State		W, 2-1
California (T-5th Place)	11/1	L, 6-3	Oklahoma State		W, 7-6 (12)	Western Michigan (7th Place)		L, 1-0
2011			Louisiana-Lafayette		W, 9-2	1976		
Opponent UO/Opp. Seed Result			Louisiana-Lafayette		L, 6-4	Opponent UO/Opp. Seed Result		
Regionals - State College, Pa.			2000			Omaha, Neb.		
Albany	13/-	W, 3-1	Opponent UO/Opp. Seed Result			Minnesota		L, 5-1
Fordham	13/-	W, 2-0	Regionals - Baton Rouge, La.			Maryville State		W, 11-0
Penn State	13/-	W, 3-1	Southern Mississippi		L, 3-0	Indiana State		L, 14-6
Super Regionals - Gainesville, Fla.			Northwestern State		W, 4-1	* Super Regionals began in 2005. Prior to 2005, Regionals were an eight-team double-elimination bracket similar to the WCWS.		
Florida	13/4	L, 9-1	Louisiana-Lafayette		W, 4-3	NCAA Tournament seed used in rankings from 2005-pres. Prior to 2005, NFCA top-25 ranking is used.		
Florida	13/4	L, 7-0	Southern Mississippi		L, 3-1	** The Association for Intercollegiate Athletics for Women was founded in 1971 and sponsored championships for women's sports until the NCAA began sponsoring and regulating women's sports during the 1981-82 academic year.		
2010			1999					
Opponent UO/Opp. Seed Result			Opponent UO/Opp. Seed Result					
Regionals - Atlanta, Ga.			Regionals - Chicago, Ill.					
Auburn		W, 1-0	Illinois-Chicago		L, 1-0			
Georgia Tech	-/8	W, 11-2	Texas		W, 6-0			
Georgia Tech	-/8	W, 4-3	Michigan State		L, 9-1			
Super Regionals - Columbia, Mo.								
Missouri	-/9	L, 1-0						
Missouri	-/9	L, 7-2						



OREGON NCAA TOURNAMENT RECORDS

INDIVIDUAL

HITS

No.	Hits	Player/Opponent	Date
1.	4	Kaylynn Jones vs. Liberty	5/24/25
	4	Andrea Vidlund vs. Louisiana	5/18/03
	4	Laura Schmidt vs. California	5/21/94
3.	3	39 times, last 6 below	
	3	Kai Luschar vs. Ole Miss	5/30/25
	3	Paige Sinicki vs. Liberty	5/24/25
	3	Kai Luschar vs. Liberty	5/23/25
	3	Kedre Luschar vs. Stanford	5/18/25
	3	Kaylynn Jones vs. Weber State	5/17/25
	3	Kedre Luschar vs. Weber State	5/17/25

RUNS

No.	Runs	Player/Opponent	Date
1.	4	Kai Luschar vs. Stanford	5/18/25
	4	Terra McGowan vs. Wichita State	5/21/22
3.	3	Dezianna Patmon vs. Stanford	5/18/25
	3	Kedre Luschar vs. Stanford	5/18/25
	3	Kedre Luschar vs. Stanford	5/18/25
	3	Kai Luschar vs. Weber State	5/17/25
	3	Ariel Carlson vs. Arkansas	5/21/23
	3	Terra McGowan vs. Arkansas	5/21/23
	3	Alexis Mack vs. Baylor	6/3/17
	3	Hailey Decker vs. BYU	5/14/15
	3	Janie Takeda vs. Minnesota	5/25/14
	3	Courtney Ceo vs. Minnesota	5/24/14
	3	Courtney Ceo vs. Wisconsin	5/18/14
	3	Suzie Barnes at South Carolina	5/20/07
	3	Sari-Jane Jenkins at S. Carolina	5/19/07
	3	Beth Boskovich vs. S. Florida	5/21/04
	3	Andrea Vidlund vs. Louisiana	5/18/03

DOUBLES

No.	2Bs	Player/Opponent	Date
1.	2	Ariel Carlson vs. Boston U	5/17/24
	2	Mia Camuso vs. Baylor	6/3/17
	2	Hailey Decker vs. Nebraska	5/27/13
	2	Jill Robinson vs. Coastal Carolina	5/16/98
	2	Lynsey Haij vs. Oklahoma State	5/17/03

HOME RUNS

No.	HRs	Player/Opponent	Date
1.	2	Ariel Carlson vs. Arkansas	5/21/23
	2	Janelle Lindvall vs. UCLA	5/28/16
	2	Janie Takeda vs. NDSU	5/15/15
	2	Jenn Salling vs. Penn State	5/18/07
	2	Andrea Vidlund vs. Louisiana	5/18/03
	2	Lindsey Welch vs. Iowa	5/16/98

RBIs

No.	RBIs	Player/Opponent	Date
1.	7	Ariel Carlson vs. Arkansas	5/21/23
	7	Lindsey Welch vs. Iowa	5/16/98
3.	5	Kaylan Howard at Ga. Tech	5/22/10
	5	Andrea Vidlund vs. Louisiana	5/18/03
5.	4	Paige Sinicki vs. Liberty	5/24/25
	4	Kedre Luschar vs. Stanford	5/18/25
	4	Kedre Luschar vs. Weber State	5/17/25
	4	Tehya Bird vs. Arkansas	5/20/23
	4	Ariel Carlson vs. Wichita State	5/21/22
	4	DJ Sanders vs. Kentucky	5/26/18
	4	Shannon Rhodes vs. Arizona St.	5/31/18
	4	Mia Camuso vs. Baylor	6/3/17
	4	Janelle Lindvall vs. UCLA	5/28/16
	4	Nikki Udria vs. Utah Valley	5/16/14
	4	Christie Nieto vs. BYU	5/18/12
	4	Beth Boskovich vs. S. Florida	5/21/04

STOLEN BASES

No.	SBs	Player/Opponent	Date
1.	2	Kai Luschar vs. Weber State	5/17/25
	2	Janie Takeda vs. BYU	5/14/15
	2	Janie Takeda vs. UNC	5/17/13
	2	Janie Takeda at Texas	5/26/12
	2	Sari-Jane Jenkins vs. Arkansas	5/17/08
	2	Sari-Jane Jenkins vs. Penn St.	5/18/07

STRIKEOUTS

No.	Ks	Player/Opponent	Date
1.	14	Miranda Elish vs. Albany	5/17/18
	14	Cheridan Hawkins vs. NC State	5/22/15
3.	12	Cheridan Hawkins vs. BYU	5/14/15
	12	Jessica Moore vs. BYU	5/16/13
5.	11	Megan Kleist vs. Drake	5/18/18
	11	Cheridan Hawkins vs. NDSU	5/15/15
	11	Cheridan Hawkins vs. Wisconsin	5/17/14
	11	Cheridan Hawkins vs. Nebraska	5/26/13
	11	Jessica Moore vs. Fordham	5/21/11

TEAM

RUNS

No.	Runs	Opponent	Date
1.	15	vs. Stanford	5/18/25
2.	14	vs. Arkansas	5/21/23
3.	13	vs. Liberty	5/24/25
	13	vs. Illinois-Chicago	5/19/17
5.	12	vs. Utah Valley	5/16/14
	12	vs. South Florida	5/21/04

HITS

No.	Hits	Opponent	Date
1.	15	vs. Weber State	5/17/25
2.	14	vs. Liberty	5/24/25
	14	vs. Arizona State	5/31/18
	14	vs. Fordham	5/20/16
	14	vs. Nebraska	5/26/13
	14	vs. California	5/21/94

HOME RUNS

No.	HRs	Opponent	Date
1.	4	vs. Wichita State	5/20/22
	4	vs. Iowa	5/16/98
3.	3	vs. Stanford	5/18/25
	3	vs. Stanford	5/18/22
	3	vs. Arkansas	5/21/23

STRIKEOUTS

No.	Ks	Opponent	Date
1.	16	vs. Nebraska	5/26/13
2.	14	vs. Albany	5/17/18
	14	vs. NC State	5/22/15
4.	13	vs. Wisconsin	5/20/17
5.	12	vs. BYU	5/14/15
	12	vs. BYU	5/16/13
	12	vs. California	5/21/94



LINEUP BY BATTING ORDER

Date	Opponent	No. (Times)	No. 1	No. 2	No. 3	No. 4	No. 5	No. 6	No. 7	No. 8	No. 9
Feb. 6	vs. Missouri	1 (1)	Harper	Butler	McCoy	Cox	Amaral	Jones	Ma'ake	Shaw	Flannery
Feb. 6	vs. Clemson	2 (1)	Jones	Butler	McCoy	Harper	Cox	Amaral	Shaw	Ma'ake	Flannery
Feb. 7	vs. Liberty	3 (1)	Shaw	McCoy	Harper	Butler	Jones	Cox	Amaral	Ma'ake	Flannery
Feb. 7	vs. Tennessee	4 (1)	Shaw	Butler	Harper	McCoy	Jones	Flannery	Cox	Ma'ake	Amaral
Feb. 8	vs. SE Louisiana	5 (1)	Shaw	Harper	Butler	McCoy	Jones	Cox	Amaral	Ma'ake	Flannery
Feb. 13	vs. Cal State Fullerton	6 (1)	Jones	Harper	Butler	McCoy	Cox	Shaw	Amaral	Ma'ake	Flannery
Feb. 14	vs. Cal State Fullerton	6 (2)	Jones	Harper	Butler	McCoy	Cox	Shaw	Amaral	Ma'ake	Flannery
Feb. 14	vs. Kentucky	7 (1)	Jones	Harper	Butler	McCoy	Shaw	Rosa	Amaral	Cox	Flannery
Feb. 15	at Stanford	8 (1)	Jones	Harper	Butler	Cox	Shaw	Rosa	Amaral	Ma'ake	Flannery
Feb. 19	vs. Auburn	9 (1)	Jones	Harper	Butler	Cox	Shaw	McCoy	Ma'ake	Flannery	Ho
Feb. 19	vs. Texas A&M	10 (1)	Jones	Harper	Butler	Cox	Ma'ake	Amaral	Ho	Flannery	Kresho
Feb. 20	vs. South Carolina	11 (1)	Jones	Harper	Butler	Cox	Shaw	Rosa	Ho	Kresho	Flannery
Feb. 20	vs. Cal State Fullerton	12 (1)	Jones	Harper	Butler	Cox	Shaw	Amaral	Ho	Kresho	Flannery
Feb. 21	vs. Duke	13 (1)	Jones	Harper	Butler	Cox	Rosa	Ho	McCoy	Flannery	Amaral
Feb. 27	Stetson	14 (1)	Jones	Shaw	Harper	Butler	Rosa	Cox	Ho	Amaral	Flannery
Feb. 27	Idaho State	15 (1)	Jones	Shaw	Harper	Butler	Rosa	Ho	Cox	Amaral	McCoy
Feb. 28	Stetson	16 (1)	Jones	Shaw	Butler	Harper	Ho	Rosa	Cox	Amaral	Flannery
Feb. 28	Samford	17 (1)	Shaw	Jones	Butler	Harper	Cox	Ho	Rosa	McCoy	Flannery
Mar. 1	Samford	18 (1)	Shaw	Jones	Butler	McCoy	Harper	Ho	Cox	Ma'ake	Flannery
Mar. 4	at Oregon State	19 (1)	Shaw	Jones	Butler	McCoy	Harper	Ho	Cox	Amaral	Flannery
Mar. 6	Oregon State	20 (1)	Shaw	Jones	Butler	Ma'ake	Harper	Ho	Cox	Amaral	Flannery
Mar. 6	Sacramento State	21 (1)	Shaw	Jones	Butler	Ma'ake	Harper	McCoy	Ho	Rosa	Amaral
Mar. 7	Nevada	22 (1)	Shaw	Jones	Butler	Ma'ake	Harper	McCoy	Cox	Ho	Flannery
Mar. 7	Sacramento State	22 (2)	Shaw	Jones	Butler	Ma'ake	Harper	McCoy	Cox	Ho	Flannery
Mar. 8	Nevada	23 (1)	Shaw	Jones	Butler	Harper	McCoy	Ma'ake	Cox	Flannery	Ho
Mar. 13	Penn State	24 (1)	Shaw	Jones	Butler	Harper	McCoy	Ma'ake	Cox	Ho	Flannery
Mar. 14	Penn State	25 (1)	Shaw	Jones	Butler	Harper	McCoy	Ma'ake	Cox	Ho	Amaral
Mar. 15	Penn State	26 (1)	Shaw	Jones	Butler	Harper	McCoy	Cox	Ma'ake	Ho	Amaral
Mar. 20	at Purdue	24 (2)	Shaw	Jones	Butler	Harper	McCoy	Ma'ake	Cox	Ho	Flannery
Mar. 21	at Purdue	27 (1)	Shaw	Jones	Butler	Harper	Ma'ake	Ho	Rosa	Cox	Flannery
Mar. 22	at Purdue	28 (1)	Jones	Butler	Harper	Ma'ake	Shaw	Ho	Rosa	Amaral	Flannery
Mar. 23	at Indiana	29 (1)	Jones	Butler	Harper	Ma'ake	Shaw	Ho	Rosa	Cox	Flannery
Mar. 26	at Northwestern	30 (1)	Jones	Butler	Harper	Ma'ake	Shaw	Ho	Cox	McCoy	Flannery
Mar. 27	at Northwestern	31 (1)	Shaw	Jones	Butler	Harper	Ma'ake	McCoy	Ho	Cox	Flannery
Mar. 28	at Northwestern	32 (1)	Shaw	Jones	Butler	Harper	McCoy	Ma'ake	Cox	Amaral	Flannery
Apr. 3	Iowa	33 (1)	Butler	Jones	Harper	Ma'ake	Shaw	Ho	McCoy	Cox	Flannery
Apr. 4	Iowa	34 (1)	Butler	Jones	Harper	Cox	Shaw	Ho	Ma'ake	Kresho	Flannery
Apr. 5	Iowa	35 (1)	Butler	Jones	Harper	Cox	Shaw	Ho	Ma'ake	Rosa	Flannery
Apr. 10	at Maryland	36 (1)	Butler	Jones	Harper	Cox	Shaw	Ho	Ma'ake	Amaral	Flannery
Apr. 11	at Maryland	36 (2)	Butler	Jones	Harper	Cox	Shaw	Ho	Ma'ake	Amaral	Flannery
Apr. 10	at Maryland	36 (3)	Butler	Jones	Harper	Cox	Shaw	Ho	Ma'ake	Amaral	Flannery
Apr. 17	Washington	37 (1)	Butler	Jones	Harper	Cox	Shaw	Ma'ake	Ho	Amaral	Flannery
Apr. 18	Washington	38 (1)	Butler	Jones	Harper	Cox	Ma'ake	Ho	McCoy	Shaw	Flannery
Apr. 19	Washington	39 (1)	Butler	Jones	Harper	Cox	Ma'ake	Ho	Amaral	Shaw	Flannery
Apr. 22	Oregon State	40 (1)	Butler	Jones	Harper	Cox	Ma'ake	McCoy	Ho	Shaw	Flannery
Apr. 24	Ohio State	41 (1)	Butler	Jones	Harper	Cox	Ma'ake	Amaral	Ho	Shaw	Flannery
Apr. 25	Ohio State	39 (2)	Butler	Jones	Harper	Cox	Ma'ake	Ho	Amaral	Shaw	Flannery
Apr. 26	Ohio State	42 (1)	Butler	Harper	Cox	Ma'ake	Amaral	Ho	Jones	Shaw	Flannery
May 1	at UCLA	43 (1)	Butler	Harper	Cox	Ma'ake	Jones	Ho	McCoy	Shaw	Flannery
May 2	at UCLA	43 (2)	Butler	Harper	Cox	Ma'ake	Jones	Ho	McCoy	Shaw	Flannery
May 3	at UCLA	44 (1)	Butler	Harper	Cox	Ma'ake	Jones	McCoy	Shaw	Ho	Flannery
May 7	va. Wisconsin	44 (2)	Butler	Harper	Cox	Ma'ake	Jones	McCoy	Shaw	Ho	Flannery



LINEUP BY POSITION

Date	Opponent	No. (Times)	C	1B	2B	3B	SS	LF	CF	RF	DP
Feb. 6	vs. Missouri	1 (1)	Cox	McCoy	Jones	Flannery	Amaral	Harper	Shaw	Butler	Ma'ake
Feb. 6	vs. Clemson	1 (2)	Cox	McCoy	Jones	Flannery	Amaral	Harper	Shaw	Butler	Ma'ake
Feb. 7	vs. Liberty	2 (1)	Cox	Ma'ake	Jones	Flannery	Amaral	Harper	Shaw	Butler	McCoy
Feb. 7	vs. Tennessee	1 (3)	Cox	McCoy	Jones	Flannery	Amaral	Harper	Shaw	Butler	Ma'ake
Feb. 7	vs. SE Louisiana	1 (4)	Cox	McCoy	Jones	Flannery	Amaral	Harper	Shaw	Butler	Ma'ake
Feb. 13	vs. Cal State Fullerton	1 (5)	Cox	McCoy	Jones	Flannery	Amaral	Harper	Shaw	Butler	Ma'ake
Feb. 14	vs. Cal State Fullerton	1 (6)	Cox	McCoy	Jones	Flannery	Amaral	Harper	Shaw	Butler	Ma'ake
Feb. 14	vs. Kentucky	3 (1)	Cox	McCoy	Jones	Flannery	Amaral	Harper	Shaw	Butler	Rosa
Feb. 15	at Stanford	4 (1)	Cox	Ma'ake	Jones	Flannery	Amaral	Harper	Shaw	Butler	Rosa
Feb. 19	vs. Auburn	5 (1)	Cox	McCoy	Jones	Flannery	Ho	Harper	Shaw	Butler	Ma'ake
Feb. 19	vs. Texas A&M	6 (1)	Cox	Ma'ake	Jones	Flannery	Ho	Harper	Kresho	Butler	Amaral
Feb. 20	vs. South Carolina	7 (1)	Cox	Harper	Jones	Flannery	Ho	Butler	Shaw	Kresho	Rosa
Feb. 20	vs. Cal State Fullerton	8 (1)	Cox	Harper	Jones	Flannery	Ho	Butler	Shaw	Kresho	Amaral
Feb. 21	vs. Duke	9 (1)	Cox	McCoy	Jones	Flannery	Ho	Rosa	Harper	Butler	Amaral
Feb. 27	Stetson	10 (1)	Cox	Harper	Jones	Flannery	Ho	Butler	Shaw	Rosa	Amaral
Feb. 27	Idaho State	11 (1)	Cox	Harper	Jones	Amaral	Ho	Butler	Shaw	Rosa	McCoy
Feb. 28	Stetson	12 (1)	Rosa	Amaral	Jones	Flannery	Ho	Harper	Shaw	Butler	Cox
Feb. 28	Samford	13 (1)	Cox	Harper	Jones	Flannery	Ho	Butler	Shaw	Rosa	McCoy
Mar. 1	Samford	14 (1)	Cox	McCoy	Jones	Flannery	Ho	Harper	Shaw	Butler	Ma'ake
Mar. 4	at Oregon State	15 (1)	Cox	Amaral	Jones	Flannery	Ho	Harper	Shaw	Butler	McCoy
Mar. 6	Oregon State	15 (2)	Cox	Amaral	Jones	Flannery	Ho	Harper	Shaw	Butler	McCoy
Mar. 6	Sacramento State	16 (1)	Rosa	Ma'ake	Jones	Flannery	Ho	Harper	Shaw	Butler	McCoy
Mar. 7	Nevada	17 (1)	Cox	Ma'ake	Jones	Flannery	Ho	Harper	Shaw	Butler	McCoy
Mar. 7	Sacramento State	17 (2)	Cox	Ma'ake	Jones	Flannery	Ho	Harper	Shaw	Butler	McCoy
Mar. 8	Nevada	17 (3)	Cox	Ma'ake	Jones	Flannery	Ho	Harper	Shaw	Butler	McCoy
Mar. 13	Penn State	18 (1)	Cox	McCoy	Jones	Flannery	Ho	Harper	Shaw	Butler	Ma'ake
Mar. 14	Penn State	19 (1)	Cox	Ma'ake	Jones	Amaral	Ho	Harper	Shaw	Butler	McCoy
Mar. 15	Penn State	19 (2)	Cox	Ma'ake	Jones	Amaral	Ho	Harper	Shaw	Butler	McCoy
Mar. 20	at Purdue	17 (4)	Cox	Ma'ake	Jones	Flannery	Ho	Harper	Shaw	Butler	McCoy
Mar. 21	at Purdue	20 (1)	Cox	Ma'ake	Jones	Flannery	Ho	Harper	Shaw	Butler	Rosa
Mar. 22	at Purdue	21 (1)	Rosa	Amaral	Jones	Flannery	Ho	Harper	Shaw	Butler	Ma'ake
Mar. 23	at Indiana	20 (2)	Cox	Ma'ake	Jones	Flannery	Ho	Harper	Shaw	Butler	Rosa
Mar. 26	at Northwestern	18 (2)	Cox	McCoy	Jones	Flannery	Ho	Harper	Shaw	Butler	Ma'ake
Mar. 27	at Northwestern	18 (3)	Cox	McCoy	Jones	Flannery	Ho	Harper	Shaw	Butler	Ma'ake
Mar. 28	at Northwestern	2 (2)	Cox	Ma'ake	Jones	Flannery	Amaral	Harper	Shaw	Butler	McCoy
Apr. 3	Iowa	17 (5)	Cox	Ma'ake	Jones	Flannery	Ho	Harper	Shaw	Butler	McCoy
Apr. 4	Iowa	22 (1)	Cox	Harper	Jones	Flannery	Ho	Kresho	Shaw	Butler	Ma'ake
Apr. 5	Iowa	20 (3)	Cox	Ma'ake	Jones	Flannery	Ho	Harper	Shaw	Butler	Rosa
Apr. 10	at Maryland	23 (1)	Cox	Ma'ake	Jones	Flannery	Ho	Harper	Shaw	Butler	Amaral
Apr. 11	at Maryland	24 (1)	Cox	Amaral	Jones	Flannery	Ho	Harper	Shaw	Butler	Ma'ake
Apr. 12	at Maryland	23 (2)	Cox	Ma'ake	Jones	Flannery	Ho	Harper	Shaw	Butler	Amaral
Apr. 17	Washington	23 (3)	Cox	Ma'ake	Jones	Flannery	Ho	Harper	Shaw	Butler	Amaral
Apr. 18	Washington	17 (6)	Cox	Ma'ake	Jones	Flannery	Ho	Harper	Shaw	Butler	McCoy
Apr. 19	Washington	24 (4)	Cox	Ma'ake	Jones	Flannery	Ho	Harper	Shaw	Butler	Amaral
Apr. 22	Oregon State	18 (4)	Cox	McCoy	Jones	Flannery	Ho	Harper	Shaw	Butler	Ma'ake
Apr. 24	Ohio State	24 (2)	Cox	Amaral	Jones	Flannery	Ho	Harper	Shaw	Butler	Ma'ake
Apr. 25	Ohio State	24 (3)	Cox	Amaral	Jones	Flannery	Ho	Harper	Shaw	Butler	Ma'ake
Apr. 26	Ohio State	24 (4)	Cox	Amaral	Jones	Flannery	Ho	Harper	Shaw	Butler	Ma'ake
May 1	at UCLA	17 (7)	Cox	Ma'ake	Jones	Flannery	Ho	Harper	Shaw	Butler	McCoy
May 2	at UCLA	17 (8)	Cox	Ma'ake	Jones	Flannery	Ho	Harper	Shaw	Butler	McCoy
May 3	at UCLA	17 (8)	Cox	Ma'ake	Jones	Flannery	Ho	Harper	Shaw	Butler	McCoy
May 7	vs. Wisconsin	17 (9)	Cox	Ma'ake	Jones	Flannery	Ho	Harper	Shaw	Butler	McCoy

DUCKS CELEBRATE 60 YEARS OF SOFTBALL AND 10 YEARS AT THE JANE IN 2026

Oregon is celebrating 60 years of softball at Oregon and 10 seasons at Jane Sanders Stadium. Dr. Becky L. Sisley was hired by the University of Oregon in the mid-1960s and was the first softball coach at Oregon when that program was housed within the Physical Education Department. In 1975-76 she was integral to Oregon's implementation of Title IX as softball and other sports moved into the Athletic Department for the first time and subsequently coached Oregon to the AIAW World Series in 1976. The Ducks' first on-campus facility - called Oregon Field - opened in 1979. It was located where the hammer throw area at Hayward Field currently resides. As the Ducks' track and field programs expanded, Howe Field, the former home of the baseball program, was retrofitted for softball and the team moved in prior to the 1987 season. Two seasons later, the Ducks made their first NCAA Women's College World Series appearance. Oregon started becoming a regular NCAA Tournament participant in the late 1990s, and then became a mainstay at the Women's College World Series in the mid-2010's. It was during this decade that football alum Bob Sanders and his family came forth with a donation that funded the construction of Jane Sanders Stadium, which was named after Bob's wife. In all, the Sanders Family donated more that \$16 million toward the construction of the new facility, with significant contributions also coming from Sisley and others. "The Jane" opened to a sold out stadium on March 24, 2016, as the Ducks defeated Stanford, 2-0. In 11 seasons, Oregon is 170-54 (.759) at The Jane.

ALL-TIME RECORD AT JANE SANDERS STADIUM

2016	17-5
2017	26-2
2018	24-2
2019	4-13
2020	4-0
2021	19-7
2022	9-7
2023	8-7
2024	13-4
2025	25-5
2026	21-2
Total	170-54 (.759)





RESULTS

Date	Opponent	Score	r-h-e	r-h-e	Inns	Overall	Conf.	Pitcher of Record	Attend	Time
Feb. 6	vs. Missouri	3-0	3-8-0	0-0-0	7	1-0	0-0	Grein (1-0)	---	1:35
Feb. 6	vs. Clemson	5-6	5-4-2	6-4-2	7	1-1	0-0	Grein (1-1)	---	2:35
Feb. 7	vs. Liberty	10-2	10-13-2	2-3-1	7	2-1	0-0	Spencer (1-0)	---	2:55
Feb. 7	vs. Tennessee	0-2	0-3-0	2-2-0	7	2-2	0-0	Grein (1-2)	---	2:19
Feb. 8	vs. SE Louisiana	2-4	2-4-1	4-7-2	7	2-3	0-0	Grein (1-3)	---	2:30
Feb. 13	vs. Cal State Fullerton	7-3	7-11-1	3-9-0	6	3-3	0-0	Sokolsky (1-0)	---	2:29
Feb. 14	vs. Cal State Fullerton	5-4	5-6-1	4-7-2	7	4-3	0-0	Grein (2-3)	---	2:19
Feb. 14	vs. Kentucky	9-0	9-11-1	0-1-3	5	5-3	0-0	Spencer (2-0)	---	1:34
Feb. 15	at Stanford	4-5	4-8-1	5-6-1	7	5-4	0-0	Spencer (2-1)	---	2:22
Feb. 19	vs. Auburn	5-10	5-8-0	10-14-1	7	5-5	0-0	Spencer (2-2)	---	2:52
Feb. 19	vs. Texas A&M	2-1	2-5-1	1-5-0	7	6-5	0-0	Grein (3-3)	---	2:22
Feb. 20	vs. South Carolina	2-1	2-7-0	1-3-4	7	7-5	0-0	Grein (4-3)	---	1:53
Feb. 20	vs. Cal State Fullerton	3-7	3-4-1	7-6-0	7	7-6	0-0	Sokolsky (1-1)	---	2:33
Feb. 21	vs. Duke	11-8	11-15-1	8-15-3	8	8-6	0-0	Spencer (3-2)	---	3:00
Feb. 27	Stetson	10-1	10-8-0	1-1-0	5	9-6	0-0	Grein (5-3)	1,909	1:20
Feb. 27	Idaho State	4-3	4-6-0	3-5-1	8	10-6	0-0	Grein (6-3)	1,909	2:25
Feb. 28	Stetson	4-1	4-7-1	1-2-0	7	11-6	0-0	Spencer (4-2)	1,991	1:43
Feb. 28	Samford	8-0	8-8-1	0-3-1	5	12-6	0-0	Sokolsky (2-1)	1,991	1:58
Mar. 1	Samford	18-2	18-15-0	2-4-0	5	13-6	0-0	Spencer (5-2)	1,744	2:30
Mar. 4	at Oregon State	11-1	11-14-0	3-8-1	7	14-6	0-0	Grein (7-3)	742	2:45
Mar. 6	Oregon State	8-2	8-11-1	3-4-3	7	15-6	0-0	Sokolsky (3-1)	2,045	2:15
Mar. 6	Sacramento State	7-6	7-10-0	6-7-0	7	16-6	0-0	Grein (8-3)	2,045	2:28
Mar. 7	Nevada	5-8	5-8-2	8-9-0	7	16-7	0-0	Spencer (5-3)	2,246	2:20
Mar. 7	Sacramento State	2-1	2-2-1	1-2-2	7	17-7	0-0	Grein (9-3)	2,246	1:22
Mar. 8	Nevada	7-3	7-12-2	3-5-1	7	18-7	0-0	Grein (10-3)	1,823	2:32
Mar. 13	Penn State	8-2	8-13-2	2-2-0	7	19-7	1-0	Grein (11-3)	1,830	2:15
Mar. 14	Penn State	10-1	10-9-1	1-3-2	5	20-7	2-0	Millhorn (1-0)	1,926	1:30
Mar. 15	Penn State	6-5	6-7-4	5-3-3	7	21-7	3-0	Sokolsky (4-1)	1,876	2:37
Mar. 20	at Purdue	6-0	6-5-0	0-4-3	7	22-7	4-0	Grein (12-3)	260	2:04
Mar. 21	at Purdue	4-7	4-9-1	7-9-0	7	22-8	4-1	Sokolsky (4-2)	433	2:29
Mar. 23	at Purdue	2-1	2-4-1	1-3-1	7	23-8	5-1	Grein (13-3)	310	1:58
Mar. 24	at Indiana	24-12	24-20-1	12-11-2	7	24-8	5-1	Grein (14-3)	198	3:40
Mar. 26	at Northwestern	3-11	3-3-4	11-9-4	6	24-9	5-2	Grein (14-4)	265	2:29
Mar. 27	at Northwestern	4-0	4-7-0	0-1-2	7	25-9	6-2	Spencer (6-3)	332	2:23
Mar. 28	at Northwestern	7-3	7-7-0	3-8-2	7	26-9	7-2	Grein (15-4)	580	2:58
Apr. 3	Iowa	10-1	10-9-0	1-2-2	6	27-9	8-2	Grein (16-4)	2,064	1:38
Apr. 4	Iowa	14-13	14-19-1	13-12-2	8	28-9	9-2	Grein (17-4)	2,312	2:55
Apr. 5	Iowa	6-2	6-8-0	2-7-1	7	29-9	10-2	Grein (18-4)	2,056	1:41
Apr. 10	at Maryland	11-0	11-10-0	0-3-0	5	30-9	11-2	Grein (19-4)	255	1:38
Apr. 11	at Maryland	4-3	4-7-2	3-5-2	8	31-9	12-2	Grein (20-4)	672	2:26
Apr. 12	at Maryland	8-2	8-7-0	2-5-1	7	32-9	13-2	Grein (21-4)	722	2:17
Apr. 17	Washington	8-4	4-8-1	8-11-2	7	33-9	14-2	Grein (22-4)	2,223	2:13
Apr. 18	Washington	5-4	5-6-0	4-12-0	7	34-9	15-2	Sokolsky (5-2)	2,517	2:10
Apr. 19	Washington	3-1	3-6-0	1-5-0	7	35-9	16-2	Grein (23-4)	2,313	2:04
Apr. 22	Oregon State	7-2	7-11-1	2-7-1	7	36-9	16-2	Sokolsky (6-2)	1,928	1:53
Apr. 24	Ohio State	0-3	0-5-0	3-4-1	7	36-10	16-3	Grein (23-5)	2,144	1:55
Apr. 25	Ohio State	13-6	13-16-1	6-4-2	7	37-10	17-3	Sokolsky (7-2)	2,383	2:18
Apr. 26	Ohio State	8-0	8-9-1	0-1-0	5	38-10	18-3	Spencer (7-3)	2,479	1:25
May 1	at UCLA	8-2	8-13-0	2-7-0	7	39-10	19-3	Sokolsky (8-2)	1,348	2:18
May 2	at UCLA	13-11	13-16-1	11-13-3	7	40-10	20-3	Spencer (8-3)	1,348	3:11
May 3	at UCLA	3-11	3-6-2	11-10-0	5	40-11	20-4	Sokolsky (8-3)	1,348	1:54
May 7	vs. Wisconsin	9-11	9-9-1	11-15-0	7	40-12	20-4	Grein (23-6)	700	3:28

LOMBARDI COACHING TREE

Several former players and assistant coaches who were Ducks under coach **Melyssa Lombardi** have either joined or moved up the coaching ranks. Ten former players are working as assistant coaches or in other staff positions at the collegiate level. Two of Lombardi's former assistants are now head coaches - Jo Koons (Abilene Christian) and Justin Shults (Boise State).

Former Players (years at Oregon)

Ariel Carlson (2020-24), Assistant Coach, Fresno State
 Staci Chambers (2025), Pitching Coach, Toledo
 Jordan Dail (2019-22), Assistant Coach, Pittsburgh
 Gabby Herrera (2021-22), Director of Operations, Nevada
 Katelyn Howard (2019-23), Director of Operations, Utah
 KK Humphreys (2022-24), Assistant Coach, Seattle
 Terra McGowan (2020-23), Assistant Coach, Boise State
 Morgan Scott (2023-24), Assistant Coach, Oregon State

Paige Sinicki (2022-25), Graduate Assistant, Utah
 Lexi Wagner (2019-21), Dir. of Player Development, South Carolina

Former Assistants (years at Oregon)

Jo Koons (2020-21), Head Coach, Abilene Christian
 Justin Shults (2019-21), Head Coach, Boise State
 Alyssa Palomino-Cardoza (Volunteer Assistant, 2022-23), Assistant Coach, Oregon
 Mariah Lopez (Graduate Assistant, 2023-24), Assistant Coach, Boise State

CAREER COACHING WINS

#	Wins	Coach	Years
1.	435	Mike White	2010-18
2.	279	Melyssa Lombardi	2019-Pres.
3.	234	Kathy Arendsen	2003-09
4.	192	Tami Brown	1990-96
5.	168	Rick Gamez	1997-01



GAME-BY-GAME HITTING

2026 Oregon Softball Team Game-by-Game for Oregon (as of May 10, 2026) Batting (All games)

Date	Opponent	ab	r	h	rbi	2b	3b	hr	tb	bb	ibb	sb	cs	hbp	sac	sf	gdp	k	po	a	e	lob	avg
Feb 06	vs Missouri	26	3	8	3	1	1	0	11	0	0	0	1	0	0	1	0	5	21	4	0	3	.308
Feb 06	vs Clemson	25	5	4	4	1	0	1	8	7	0	1	0	1	0	2	0	8	18	6	2	9	.235
Feb 07	vs Liberty	32	10	13	8	3	1	2	24	5	0	0	0	1	0	0	1	3	21	8	2	7	.301
Feb 07	vs Tennessee	21	0	3	0	0	0	0	3	4	0	0	1	0	0	0	1	9	21	10	0	4	.269
Feb 08	vs SE Louisiana	26	2	4	2	2	0	0	6	1	0	0	1	3	0	0	0	8	21	12	1	7	.246
Feb 13	vs Cal State Fullerton	24	7	11	7	3	0	1	17	5	0	2	0	0	1	2	0	4	18	5	1	7	.279
Feb 14	vs Cal State Fullerton	20	5	6	4	0	0	0	6	5	0	4	1	0	1	1	0	4	21	3	1	4	.282
Feb 14	vs Kentucky	26	9	11	8	1	0	1	15	1	0	1	0	0	1	2	0	1	15	2	1	6	.300
Feb 15	at Stanford	28	4	8	4	2	0	1	13	2	0	0	0	3	1	0	0	11	18	9	1	9	.298
Feb 19	vs Auburn	29	5	8	3	0	0	1	11	2	0	0	0	2	0	1	0	4	21	1	0	8	.296
Feb 19	vs Texas A&M	21	2	5	2	0	0	1	8	2	0	0	1	0	1	0	0	4	21	8	1	4	.291
Feb 20	vs South Carolina	29	2	7	2	1	0	0	8	1	0	1	0	1	1	0	1	3	21	7	0	9	.287
Feb 20	vs Cal State Fullerton	23	3	4	3	0	0	0	4	8	0	0	0	1	0	1	0	5	18	10	1	9	.279
Feb 21	vs Duke	36	11	15	11	4	0	1	22	2	0	1	0	1	2	1	1	3	24	7	1	8	.292
Feb 27	STETSON	19	10	8	9	2	0	2	16	5	0	3	0	0	0	0	0	2	15	3	0	2	.299
Feb 27	IDAHO STATE	25	4	6	4	2	1	0	10	2	0	1	1	2	1	1	0	5	24	3	0	7	.295
Feb 28	STETSON	23	4	7	4	1	1	1	13	3	0	0	1	0	0	0	1	0	21	9	1	4	.296
Feb 28	SAMFORD	19	8	8	8	3	1	1	16	7	0	0	1	3	0	1	1	1	15	3	1	8	.301
Mar 01	SAMFORD	24	18	15	17	7	0	1	25	9	0	0	0	3	1	2	0	2	15	9	0	9	.317
Mar 04	at Oregon State	34	11	14	11	1	0	3	24	5	0	1	0	0	1	0	0	1	21	3	0	8	.324
Mar 06	OREGON STATE	32	8	11	8	3	1	1	19	3	0	1	0	0	0	0	0	1	21	7	1	9	.325
Mar 06	SACRAMENTO STATE	27	7	10	7	1	0	2	17	3	0	0	0	0	0	0	0	3	21	7	0	5	.327
Mar 07	NEVADA	28	5	8	5	2	0	1	13	3	0	2	0	2	0	0	1	4	21	9	2	7	.325
Mar 07	SACRAMENTO STATE	23	2	2	0	0	0	0	2	2	0	0	0	2	0	0	1	1	21	7	1	5	.316
Mar 08	NEVADA	30	7	12	7	2	0	0	14	4	0	4	0	0	0	0	0	0	21	5	2	9	.320
Mar 13	PENN STATE	30	8	13	8	1	0	5	29	1	0	1	0	1	1	0	0	4	21	1	2	7	.325
Mar 14	PENN STATE	22	10	9	9	2	0	1	14	3	0	1	0	2	0	1	0	5	15	9	1	6	.328
Mar 15	PENN STATE	26	6	7	5	1	0	0	8	4	0	2	0	0	2	1	1	6	21	10	4	7	.326
Mar 20	at Purdue	27	6	5	3	0	1	0	7	10	0	0	0	0	0	1	0	3	21	3	0	11	.321
Mar 21	at Purdue	29	4	9	3	4	0	0	13	3	0	0	0	0	0	1	0	3	18	8	1	8	.320
Mar 22	at Purdue	24	2	4	2	1	0	0	5	1	0	0	0	0	0	1	0	4	21	9	1	3	.316
Mar 23	at Indiana	40	24	20	23	3	1	4	37	9	0	1	0	2	0	2	0	4	21	5	1	8	.324
Mar 26	at Northwestern	22	3	3	1	1	0	0	4	0	0	2	0	1	0	1	0	4	16	5	4	3	.320
Mar 27	at Northwestern	24	4	7	4	2	1	0	11	4	0	0	0	0	0	2	1	1	21	3	0	5	.319
Mar 28	at Northwestern	27	7	7	6	1	0	2	14	6	0	4	0	2	0	1	2	9	19	4	0	8	.317
Apr 03	IOWA	26	10	9	9	3	0	3	21	4	0	1	0	0	0	0	0	1	18	10	0	4	.318
Apr 04	IOWA	40	14	19	14	2	2	1	28	5	0	0	1	2	1	1	0	0	24	7	1	12	.324
Apr 05	IOWA	23	6	8	5	0	2	1	15	1	0	0	0	1	0	1	2	2	21	13	0	2	.325
Apr 10	at Maryland	23	11	10	9	0	1	2	18	8	0	3	0	0	0	1	0	0	15	4	0	6	.327
Apr 11	at Maryland	30	4	7	4	1	0	0	8	5	0	1	1	2	1	1	0	1	24	7	2	11	.325
Apr 12	at Maryland	27	8	7	8	0	0	2	13	8	0	2	0	0	1	1	0	3	21	2	0	8	.323
Apr 17	WASHINGTON	29	8	11	8	0	0	2	17	2	0	0	0	1	0	0	0	5	21	2	2	6	.324
Apr 18	WASHINGTON	24	5	6	5	0	0	3	15	0	0	1	0	1	0	0	0	5	21	10	0	2	.323
Apr 19	WASHINGTON	21	3	6	3	0	0	3	15	0	0	0	0	2	1	0	1	3	21	10	0	3	.322
Apr 22	OREGON STATE	28	7	11	6	3	2	1	21	0	0	1	0	0	0	1	0	2	21	7	1	4	.324
Apr 24	OHIO STATE	26	0	5	0	0	0	0	5	0	0	0	0	0	0	0	0	7	21	3	1	5	.321
Apr 25	OHIO STATE	34	13	16	12	1	0	4	29	4	0	0	0	0	1	1	0	6	21	7	1	9	.325
Apr 26	OHIO STATE	18	8	9	7	1	0	3	19	2	0	0	0	0	1	1	0	5	15	6	1	2	.328
May 01	at UCLA	34	8	13	8	1	0	4	26	2	0	0	0	0	0	0	0	2	21	10	0	7	.329
May 02	at UCLA	36	13	16	11	3	1	2	27	4	0	0	1	2	0	0	0	5	21	8	1	8	.332
May 03	at UCLA	20	3	6	3	0	0	0	6	4	0	0	0	1	0	1	0	3	12	4	2	8	.332
Feb 06	vs Wisconsin	29	9	9	9	2	0	3	20	4	0	0	0	0	0	1	0	8	21	8	1	4	.331
Totals		1389	356	460	326	75	17	67	770	185	0	42	11	45	20	36	15	193	1028	332	47	334	.331



GAME-BY-GAME PITCHING

2026 Oregon Softball
Team Game-by-Game for Oregon (as of May 10, 2026)
Pitching (All games)

Date	Opponent	ip	h	r	er	bb	so	2b	3b	hr	wp	bk	hbp	dp	ibb	score	w-l	sv	era
Feb 06	vs Missouri	7.0	0	0	0	2	14	0	0	0	0	0	0	0	0	3-0	1-0	0	0.00
Feb 06	vs Clemson	6.0	5	6	4	4	8	0	0	2	1	0	0	0	0	5-6	1-1	0	2.15
Feb 07	vs Liberty	7.0	3	2	0	4	9	0	0	0	1	0	0	0	0	10-2	2-1	0	1.40
Feb 07	vs Tennessee	7.0	2	2	2	8	6	2	0	0	1	0	0	0	0	0-2	2-2	0	1.56
Feb 08	vs SE Louisiana	7.0	7	4	4	5	8	1	1	0	2	0	0	1	0	2-4	2-3	0	2.06
Feb 13	vs Cal State Fullerton	6.0	9	3	3	1	7	1	0	0	1	0	0	0	0	7-3	3-3	0	2.28
Feb 14	vs Cal State Fullerton	7.0	7	4	4	1	12	0	0	2	0	0	1	0	0	5-4	4-3	0	2.53
Feb 14	vs Kentucky	5.0	1	0	0	1	10	0	0	0	0	0	0	0	0	9-0	5-3	0	2.29
Feb 15	at Stanford	6.0	6	5	4	3	3	1	1	0	2	0	1	0	1	4-5	5-4	0	2.53
Feb 19	vs Auburn	7.0	14	10	10	6	11	4	0	3	0	0	2	0	0	5-10	5-5	0	3.34
Feb 19	vs Texas A&M	7.0	5	1	1	3	4	0	0	1	2	0	1	0	0	2-1	6-5	1	3.11
Feb 20	vs South Carolina	7.0	3	1	1	0	6	1	0	1	0	0	1	0	0	2-1	7-5	2	2.92
Feb 20	vs Cal State Fullerton	6.0	6	7	2	2	5	0	0	2	1	0	0	0	0	3-7	7-6	2	2.88
Feb 21	vs Duke	8.0	15	8	7	0	6	5	0	1	1	0	0	1	0	11-8	8-6	2	3.16
Feb 27	STETSON	5.0	1	1	1	0	8	0	0	1	0	0	0	0	0	10-1	9-6	2	3.07
Feb 27	IDAHO STATE	8.0	5	3	3	0	14	2	0	1	1	0	1	0	0	4-3	10-6	2	3.04
Feb 28	STETSON	7.0	2	1	1	1	2	0	0	1	0	0	0	0	0	4-1	11-6	3	2.91
Feb 28	SAMFORD	5.0	3	0	0	2	6	0	0	0	3	0	1	0	0	8-0	12-6	3	2.79
Mar 01	SAMFORD	5.0	4	2	2	3	4	1	0	1	1	0	1	0	0	18-2	13-6	3	2.79
Mar 04	at Oregon State	7.0	8	3	3	4	13	0	0	1	2	0	0	0	0	11-3	14-6	3	2.80
Mar 06	OREGON STATE	7.0	4	3	3	2	8	2	0	1	0	0	0	0	0	8-3	15-6	3	2.81
Mar 06	SACRAMENTO STATE	7.0	7	6	6	1	10	2	0	1	0	0	0	1	0	7-6	16-6	3	2.97
Mar 07	NEVADA	7.0	9	8	5	5	6	1	0	2	0	0	0	0	0	5-8	16-7	3	3.06
Mar 07	SACRAMENTO STATE	7.0	2	1	1	1	9	0	0	1	0	0	0	0	0	2-1	17-7	3	2.97
Mar 08	NEVADA	7.0	5	3	3	1	4	1	1	2	0	0	0	0	0	7-3	18-7	3	2.97
*Mar 13	PENN STATE	7.0	2	2	2	2	12	0	0	2	0	0	0	0	0	8-2	19-7	3	2.93
*Mar 14	PENN STATE	5.0	3	1	1	0	2	0	0	1	1	0	0	0	0	10-1	20-7	3	2.89
*Mar 15	PENN STATE	7.0	3	5	5	4	7	0	0	1	2	0	2	1	1	6-5	21-7	3	2.97
*Mar 20	at Purdue	7.0	4	0	0	1	11	1	0	0	1	0	1	2	0	6-0	22-7	3	2.86
*Mar 21	at Purdue	6.0	9	7	5	5	6	3	1	0	0	0	0	0	1	4-7	22-8	3	2.95
*Mar 22	at Purdue	7.0	3	1	1	1	8	2	0	0	2	0	0	0	0	2-1	23-8	3	2.88
Mar 23	at Indiana	7.0	11	12	11	8	4	1	0	3	1	0	0	0	0	24-12	24-8	3	3.15
*Mar 26	at Northwestern	5.1	9	11	8	7	1	5	3	0	1	0	1	0	0	3-11	24-9	3	3.33
*Mar 27	at Northwestern	7.0	1	0	0	1	10	0	0	0	0	0	0	0	0	4-0	25-9	3	3.23
*Mar 28	at Northwestern	6.1	8	3	3	5	6	1	0	1	1	0	0	0	0	7-3	26-9	3	3.23
*Apr 03	IOWA	6.0	2	1	1	2	5	0	0	0	1	0	0	0	0	10-1	27-9	3	3.18
*Apr 04	IOWA	8.0	12	13	13	3	7	2	0	5	1	0	0	0	0	14-13	28-9	3	3.45
*Apr 05	IOWA	7.0	7	2	2	0	3	2	0	0	0	0	0	0	0	6-2	29-9	4	3.41
*Apr 10	at Maryland	5.0	3	0	0	0	10	0	0	0	0	0	0	0	0	11-0	30-9	4	3.34
*Apr 11	at Maryland	8.0	5	3	3	1	9	2	0	1	0	0	0	0	0	4-3	31-9	4	3.32
*Apr 12	at Maryland	7.0	5	2	2	2	10	1	0	0	0	0	0	0	0	8-2	32-9	4	3.28
*Apr 17	WASHINGTON	7.0	8	4	3	1	10	2	0	1	0	0	0	0	0	8-4	33-9	4	3.28
*Apr 18	WASHINGTON	7.0	12	4	4	2	2	3	0	3	0	0	0	1	0	5-4	34-9	4	3.30
*Apr 19	WASHINGTON	7.0	5	1	1	3	4	1	0	1	0	0	0	0	0	3-1	35-9	5	3.24
Apr 22	OREGON STATE	7.0	7	2	0	0	7	0	0	0	1	0	0	0	0	7-2	36-9	5	3.16
*Apr 24	OHIO STATE	7.0	4	3	2	3	10	1	0	2	0	0	0	0	0	0-3	36-10	5	3.14
*Apr 25	OHIO STATE	7.0	4	6	5	2	6	0	0	4	0	0	1	0	0	13-6	37-10	6	3.18
*Apr 26	OHIO STATE	5.0	1	0	0	0	7	0	0	0	0	0	0	1	0	8-0	38-10	6	3.13
*May 01	at UCLA	7.0	7	2	2	2	2	1	0	1	2	0	0	0	0	8-2	39-10	6	3.10
*May 02	at UCLA	7.0	13	11	11	4	2	2	0	5	0	0	0	2	0	13-11	40-10	7	3.27
*May 03	at UCLA	4.0	10	11	9	3	3	1	0	4	1	0	0	0	1	3-11	40-11	7	3.42
Feb 06	vs Wisconsin	7.0	15	11	10	4	3	2	0	4	0	0	0	0	0	9-11	40-12	7	3.55
Totals		342.2	306	202	174	126	360	57	7	63	34	0	14	10	4	356-202	40-12	7	3.55



SUMMARY

**2026 Oregon Softball
Games Summary for Oregon (as of May 10, 2026)
(All games)**

Score by innings	1	2	3	4	5	6	7	8	Total
Oregon	55	38	55	61	44	53	42	8	356
Opponents	30	29	38	24	34	28	17	2	202

Record when ...

Overall	40-12	After 4 leading	26-3
Conference	20-4 trailing	5-9
Non-Conference	20-8 tied	9-0
Home games	21-2	After 5 leading	21-1
Away games	11-4 trailing	6-9
Neutral site	8-6 tied	6-1
Day games	28-8	After 6 leading	25-0
Night games	12-4 trailing	3-10
vs Left starter	5-2 tied	3-0
vs Right starter	35-10		
1-Run games	11-2	Hit 0 home runs	11-7
2-Run games	2-3	... 1 home run	12-4
5+Run games	18-3	... 2+ home runs	17-1
Extra innings	4-0		
Shutouts	7-2	Opponent 0 home runs	14-5
	 1 home run	18-0
	 2+ HRs	8-7
Scoring 0-2 runs	4-3		
..... 3-5 runs	8-8		
..... 6-9 runs	16-1	Made 0 errors	17-2
..... 10+ runs	12-0	... 1 error	17-6
		... 2+ errors	6-4
Opponent 0-2 runs	23-1		
..... 3-5 runs	11-3	Opp. made 0 errors	13-6
..... 6-9 runs	3-4 1 error	10-3
..... 10+ runs	3-4 2+ errors	17-3
Scored in 1st inning	20-4	Out-hit opponent	34-3
Opp. scored in 1st	10-6	Out-hit by opponent	3-8
Scores first	25-2	Hits are tied	3-1
Opp. scores first	15-10		

Record when team scores:

Runs	0	1	2	3	4	5	6	7	8	9	10+
W-L	0-2	0-0	4-1	2-3	4-2	2-3	3-0	5-0	7-0	1-1	12-0

Record when opponent scores:

Runs	0	1	2	3	4	5	6	7	8	9	10+
W-L	7-0	9-0	7-1	7-1	3-1	1-1	2-1	0-2	1-1	0-0	3-4

Record when leading after:

Inn.	1	2	3	4	5	6
W-L	17-2	20-2	26-1	26-3	21-1	25-0

Record when trailing after:

Inn.	1	2	3	4	5	6
W-L	6-6	8-7	8-8	5-9	6-9	3-10

Record when tied after:

Inn.	1	2	3	4	5	6
W-L	17-4	12-3	6-3	9-0	6-1	3-0

Current losing streak: 2
 Longest winning streak: 12
 Longest losing streak: 2

Home attendance : 48000 (23 dates avg = 2086)
 Away attendance : 11058 (29 dates avg = 381)
 Total attendance: 59058 (52 dates avg = 1135)

MULTIS AND STREAKS

Multiple Hit Games	2	3	4	5+	Total
0 Elon Butler	14	6	-	1	21
3 Kaylynn Jones	13	5	-	-	18
31 Amari Harper	13	3	-	-	16
11 Ayanna Shaw	13	2	1	-	16
13 Stefini Ma'ake	9	4	1	-	14
21 Emma Cox	10	4	-	-	14
1 Taryn Ho	2	5	-	-	7
24 Rylee McCoy	5	-	-	-	5
4 Addison Amaral	2	1	-	-	3
6 Katie Flannery	3	-	-	-	3
2 Braiesey Rosa	1	1	-	-	2
TEAM	85	31	2	1	119

Multiple RBI Games	2	3	4	5+	Total
21 Emma Cox	8	1	4	2	15
0 Elon Butler	7	2	1	4	14
31 Amari Harper	7	5	2	-	14
13 Stefini Ma'ake	4	1	4	1	10
3 Kaylynn Jones	3	1	-	2	6
24 Rylee McCoy	4	1	-	-	5
6 Katie Flannery	2	-	1	-	3
1 Taryn Ho	2	-	1	-	3
11 Ayanna Shaw	3	-	-	-	3
2 Braiesey Rosa	3	-	-	-	3
4 Addison Amaral	2	-	-	-	2
15 Remmington Hewitt	1	-	-	-	1
TEAM	46	11	13	9	79

Hitting Streaks

	Longest	Current
0 Elon Butler	13	2
31 Amari Harper	12	12
21 Emma Cox	10	1
11 Ayanna Shaw	7	-
3 Kaylynn Jones	7	-
1 Taryn Ho	6	1
13 Stefini Ma'ake	5	1
24 Rylee McCoy	5	-
6 Katie Flannery	4	3
2 Braiesey Rosa	3	-
5 Elyse Kresho	2	-
4 Addison Amaral	2	-
15 Remmington Hewitt	1	-
7 Abby Steffen	1	1
67 Trinity Holden	1	1

Reached Base Streaks

	Longest	Current
31 Amari Harper	25	14
0 Elon Butler	23	6
21 Emma Cox	12	1
24 Rylee McCoy	11	4
11 Ayanna Shaw	11	-
3 Kaylynn Jones	10	5
6 Katie Flannery	9	3
13 Stefini Ma'ake	9	1
4 Addison Amaral	7	-
1 Taryn Ho	7	1
2 Braiesey Rosa	4	-
15 Remmington Hewitt	3	-
7 Abby Steffen	2	2
5 Elyse Kresho	2	-
67 Trinity Holden	1	1

STARTERS SUMMARY

Player	GS	Position											Batting Order								
		p	c	1b	2b	3b	ss	lf	cf	rf	of	dh	1st	2nd	3rd	4th	5th	6th	7th	8th	9th
0 Elon Butler	52	6	.	46	.	.	17	6	26	3
31 Amari Harper	52	.	.	6	.	.	.	44	1	.	1	.	1	15	19	11	6
3 Kaylynn Jones	52	.	.	.	52	16	27	.	.	7	1	1	.	.
21 Emma Cox	50	.	49	1	.	.	5	18	4	4	14	5	.
11 Ayanna Shaw	50	50	.	.	.	18	3	.	.	15	2	3	9	.
6 Katie Flannery	48	48	1	.	4	43
13 Stefini Ma'ake	43	.	.	24	19	.	.	.	13	8	6	8	8	.
1 Taryn Ho	42	42	1	22	9	8	2
24 Rylee McCoy	32	.	.	14	18	.	1	2	7	6	8	5	2	1
4 Addison Amaral	30	.	.	8	.	4	10	8	2	4	8	11	5
33 Lyndsey Grein	25	25
18 Elise Sokolsky	15	15
2 Braiesey Rosa	13	.	3	4	.	6	.	.	.	3	4	4	2	.
19 Taylour Spence	7	7
22 Maddie Milhorn	5	5
5 Elyse Kresho	4	1	1	2	3	1



OREGON-IDAHO STATE BOX SCORE (2/27/26)

2026 Oregon Softball
Idaho State at #20 Oregon
Feb 27, 2026 at Eugene, OR (Jane Sanders Stadium)

Idaho State 3 (6-8)

Player	ab	r	h	rbi	bb	so	po	a	lob
MCDONALD ss/pr	3	0	0	0	0	3	2	3	0
MOORE ph	1	0	1	1	0	0	0	0	0
YEE lf	4	0	0	0	0	1	2	0	0
GROVES 1b	4	0	0	0	0	1	5	0	3
BROWN cf	3	0	1	0	0	1	2	0	0
KEARNS c	3	1	1	0	0	2	6	1	0
ROBISON dp	2	0	0	0	0	1	0	0	1
WILLIAMS ph	1	0	0	0	0	1	0	0	0
DAY rf	3	2	2	2	0	1	2	0	0
DUDLEY 3b	2	0	0	0	0	2	1	1	0
PETERSON ph	1	0	0	0	0	1	0	0	0
NAVARRETE 2b	2	0	0	0	0	0	1	2	0
MCGREEVEY pr	0	0	0	0	0	0	0	0	0
AGUINAGA p	0	0	0	0	0	0	0	1	0
GOLUSKIN p	0	0	0	0	0	0	0	1	0
Totals	29	3	5	3	0	14	21	9	4

Oregon 4 (10-6)

Player	ab	r	h	rbi	bb	so	po	a	lob
Kaylynn Jones 2b	3	1	1	0	1	0	0	2	0
Ayanna Shaw cf	4	0	1	0	0	0	2	0	0
Amari Harper 1b	3	0	0	0	0	1	4	0	2
Presley Lawton pr	0	1	0	0	0	0	0	0	0
Elon Butler lf	4	1	3	2	0	0	1	0	1
Braiesey Rosa rf/dp	2	0	0	0	0	1	1	0	0
Stefini Ma'ake ph	0	0	0	0	0	0	0	0	0
Regan Legg pr	0	0	0	0	0	0	0	0	0
Taryn Ho ss	2	1	1	0	0	1	0	0	0
Emma Cox c	1	0	0	2	1	0	15	0	0
Addison Amaral 3b	3	0	0	0	0	0	1	1	2
Rylee McCoy dp	2	0	0	0	0	1	0	0	0
Elyse Kresho rf	0	0	0	0	0	0	0	0	0
Amanda Urbina ph	1	0	0	0	0	1	0	0	0
Elise Sokolsky p	0	0	0	0	0	0	0	0	0
Maddie Milhorn p	0	0	0	0	0	0	0	0	0
Lyndsey Grein p	0	0	0	0	0	0	0	0	0
Totals	25	4	6	4	2	5	24	3	7

Score by Innings	1	2	3	4	5	6	7	8	R	H	E
Idaho State	0	2	0	0	1	0	0	0	3	5	1
Oregon	0	0	1	1	0	1	0	1	4	6	0

Note: None out, 1 runner LOB when the game ended.

E - MCDONALD. LOB - Bengals 4; Ducks 7. 2B - MOORE; DAY; Butler, E. 2(7). 3B - Ho, T.(1). HR - DAY. HBP - NAVARRETE; Harper, A.; Ma'ake, S.. SH - Ho, T.(4). SF - Cox, E.(2). SB - Shaw, A.(6). CS - Shaw, A.(2).

Idaho State	ip	h	r	er	bb	so	ab	bf	np	Oregon	ip	h	r	er	bb	so	ab	bf	np
AGUINAGA	5.0	5	3	3	2	3	18	22	86	Elise Sokolsky	4.1	4	3	3	0	6	17	18	75
GOLUSKIN	2.0	1	1	0	0	2	7	9	40	Maddie Milhorn	0.2	1	0	0	0	2	3	3	16
										Lyndsey Grein	3.0	0	0	0	0	6	9	9	42

Win - Grein, L. (6-3). Loss - GOLUSKIN (1-3). Save - None.

WP - Sokolsky, E.(3). HBP - by AGUINAGA (Harper, A.); by Sokolsky, E. (NAVARRETE); by GOLUSKIN (Ma'ake, S.).

Inherited runners/scored: GOLUSKIN 1/1; Milhorn, M. 2/1. Pitches/strikes: AGUINAGA 86/51; GOLUSKIN 40/26; Sokolsky, E. 75/51; Milhorn, M. 16/10; Grein, L. 42/30.

Umpires - HP: Brady Sanderson 1B: Anita Robinett 3B: Frederick Ewald

Start: 3:35 PM Time: 2:25 Attendance: 1909

Weather: Turning into a wonderful day

AGUINAGA faced 1 batter in the 6th.

GOLUSKIN faced 1 batter in the 8th.



2026 CONFERENCE STATISTICS

2026 Oregon Softball
Conference statistics for Oregon (as of May 03, 2026)
(Big Ten games only Sorted by Batting avg)

Record: 20-4 Home: 11-1 Away: 9-3 Big Ten: 20-4

Player	avg	gp-gs	ab	r	h	2b	3b	hr	rbi	tb	slg%	bb	hp	so	gdp	ob%	sf	sh	sb-att	po	a	e	fld%
31 Amari Harper	.468	24-24	62	22	29	1	1	9	25	59	.952	18	5	5	0	.598	2	1	1-1	30	3	2	.943
13 Stefini Ma'ake	.395	24-24	76	10	30	4	0	5	24	49	.645	1	1	9	2	.390	4	0	0-0	75	1	0	1.000
0 Elon Butler	.370	24-24	73	29	27	6	1	9	22	62	.849	14	3	12	0	.478	2	0	3-4	21	3	1	.960
21 Emma Cox	.362	24-23	69	12	25	1	0	8	34	50	.725	12	0	9	1	.435	4	0	0-0	144	12	1	.994
3 Kaylynn Jones	.333	24-24	75	21	25	2	3	2	8	39	.520	14	2	8	0	.446	1	0	1-2	39	35	2	.974
1 Taryn Ho	.288	24-23	66	12	19	2	1	0	12	23	.348	4	1	6	0	.329	2	0	3-3	37	39	5	.938
11 Ayanna Shaw	.274	24-24	73	17	20	1	2	1	3	28	.384	6	0	7	1	.325	1	3	4-4	45	0	0	1.000
6 Katie Flannery	.250	24-22	56	5	14	3	0	2	6	23	.411	2	0	7	0	.276	0	3	0-0	14	38	8	.867

4 Addison Amaral	.306	21-12	36	5	11	2	0	0	4	13	.361	3	3	5	1	.405	0	1	1-1	26	5	3	.912
5 Elyse Kresho	.286	20-1	7	6	2	2	0	0	1	4	.571	0	0	0	0	.286	0	0	0-0	14	0	0	1.000
24 Rylee McCoy	.267	16-12	30	5	8	1	0	2	5	15	.500	6	2	12	0	.421	0	1	0-0	9	0	1	.900
2 Braiesey Rosa	.154	8-3	13	1	2	0	0	0	2	2	.154	0	0	6	1	.154	0	0	0-0	9	0	0	1.000
66 Amanda Urbina	.000	3-0	4	0	0	0	0	0	1	0	.000	0	0	1	0	.000	1	0	0-0	1	0	0	1.000
15 Remington Hewitt	.000	4-0	2	0	0	0	0	0	0	0	.000	1	1	0	1	.500	0	0	0-0	1	1	0	1.000
25 Presley Lawton	.000	13-0	0	10	0	0	0	0	0	0	.000	0	0	0	0	.000	0	0	2-2	0	0	0	.000
17 Regan Legg	.000	18-0	0	9	0	0	0	0	0	0	.000	0	0	0	0	.000	0	0	3-4	0	0	0	.000
7 Abby Steffen	.000	1-0	0	0	0	0	0	0	0	0	.000	0	0	0	0	.000	0	0	0-0	1	0	0	1.000
Totals	.330	24	642	164	212	25	8	38	147	367	.572	81	18	87	7	.410	17	9	18-21	470	155	24	.963
Opponents	.231	24	605	93	140	30	4	32	87	274	.453	54	5	153	4	.298	4	1	7-9	452	147	34	.946

LOB - Team (151), Opp (106). DPs turned - Team (7), Opp (11). IBB - Team (0), Opp (3).

(Big Ten games only Sorted by Earned run avg)

Player	era	w-l	app	gs	cg	sho	sv	ip	h	r	er	bb	so	2b	3b	hr	b/avg	wp	hp	bks	sfa	sha	
33 Lyndsey Grein	2.58	12-2	23	16	7	1/3	1	95.0	68	38	35	28	111	16	0	15	.194	8	1	0	0	1	
18 Elise Sokolsky	5.70	4-2	8	5	0	0/0	2	27.0	31	23	22	7	15	3	1	9	.287	2	2	0	0	0	

19 Taylour Spencer	4.20	3-0	9	1	0	0/2	1	18.1	18	14	11	11	15	7	1	2	.257	0	0	0	3	0	
22 Maddie Milhorn	6.12	1-0	8	2	1	0/1	0	16.0	21	17	14	8	12	4	2	6	.288	3	2	0	1	0	
12 Rowan Thompson	21.00	0-0	1	0	0	0/0	0	0.1	2	1	1	0	0	0	0	0	.667	0	0	0	0	0	
Totals	3.71	20-4	24	24	8	4/3	4	156.2	140	93	83	54	153	30	4	32	.231	13	5	0	4	1	
Opponents	6.41	4-20	24	24	6	1/0	0	150.2	212	164	138	81	87	25	8	38	.330	14	18	0	17	9	

PB - Team (1), Cox, E. 1, Opp (3). Pickoffs - Team (2), Cox, E. 2. SBA/ATT - Cox, E. (7-9), Grein, L. (6-7), Milhorn, M. (1-1), Sokolsky, E. (0-1).



2026 OVERALL STATISTICS

2026 Oregon Softball
Overall Statistics for Oregon (as of May 07, 2026)
(All games Sorted by Batting avg)

Record: 40-12 Home: 21-2 Away: 11-4 Neutral: 8-6 Big Ten: 20-4

Player	avg	gp-gs	ab	r	h	2b	3b	hr	rbi	tb	slg%	bb	hp	so	gdp	ob%	sf	sh	sb-att	po	a	e	fld%	
0 Elon Butler	.413	52-52	160	65	66	18	3	18	58	144	.900	34	5	23	1	.520	3	0	7-11	45	4	3	.942	
31 Amari Harper	.404	52-52	146	47	59	10	2	15	49	118	.808	29	10	17	0	.516	5	2	1-1	60	3	2	.969	
13 Stefini Ma'ake	.359	47-43	131	22	47	8	0	10	47	85	.649	2	8	16	3	.385	7	0	0-0	130	2	0	1.000	
11 Ayanna Shaw	.346	50-50	159	35	55	3	7	1	12	75	.472	11	0	11	1	.386	1	4	14-16	82	1	1	.988	
3 Kaylynn Jones	.346	52-52	162	45	56	7	3	5	29	84	.519	33	3	17	1	.458	3	0	2-5	94	72	4	.976	
21 Emma Cox	.336	52-50	152	23	51	6	0	11	54	90	.592	20	2	24	1	.403	7	0	0-0	334	26	3	.992	
6 Katie Flannery	.256	51-48	117	17	30	5	0	2	13	41	.350	15	0	19	1	.338	1	3	0-0	27	80	11	.907	

67 Trinity Holden	.500	3-0	2	0	1	0	0	0	1	1	.500	0	0	0	0	.500	0	0	0-0	0	0	0	.000	
1 Taryn Ho	.345	47-42	113	29	39	7	2	0	17	50	.442	7	1	10	0	.379	3	5	5-6	69	74	9	.941	
2 Braiesey Rosa	.260	26-13	50	6	13	0	0	0	10	13	.260	2	2	17	1	.315	0	1	0-0	30	0	1	.968	
4 Addison Amaral	.259	44-30	81	10	21	4	0	1	11	28	.346	9	6	13	3	.367	2	4	3-3	50	24	7	.914	
7 Abby Steffen	.250	8-0	4	1	1	0	0	0	0	1	.250	1	0	1	0	.400	0	0	0-0	7	0	0	1.000	
24 Rylee McCoy	.207	42-32	87	11	18	4	0	4	21	34	.391	19	4	20	2	.363	3	1	0-0	61	1	1	.984	
15 Remington Hewitt	.167	8-0	6	1	1	1	0	0	2	2	.333	1	2	2	1	.444	0	0	0-0	7	1	0	1.000	
5 Elyse Kresho	.154	42-4	13	10	2	2	0	0	1	4	.308	2	2	1	0	.353	0	0	0-0	27	0	0	1.000	
66 Amanda Urbina	.000	5-0	6	0	0	0	0	0	1	0	.000	0	0	2	0	.000	1	0	0-0	1	0	0	1.000	
25 Presley Lawton	.000	28-0	0	18	0	0	0	0	0	0	.000	0	0	0	0	.000	0	0	4-4	0	0	0	.000	
17 Regan Legg	.000	40-0	0	16	0	0	0	0	0	0	.000	0	0	0	0	.000	0	0	6-7	0	0	0	.000	
Totals	.331	52	1389	356	460	75	17	67	326	770	.554	185	45	193	15	.417	36	20	42-53	1028	332	47	.967	
Opponents	.231	52	1327	202	306	57	7	63	189	566	.427	126	14	360	6	.303	6	8	16-22	986	348	65	.954	

LOB - Team (334), Opp (254). DPs turned - Team (10), Opp (29). CI - Team (1), Rosa, B. 1. IBB - Team (0), Opp (4).

(All games Sorted by Earned run avg)

Player	era	w-l	app	gs	cg	sho	sv	ip	h	r	er	bb	so	2b	3b	hr	b/avg	wp	hp	bk	sfa	sha
33 Lyndsey Grein	2.73	23-6	43	25	8	2/4	1	161.2	117	71	63	52	195	25	2	24	.195	16	3	0	2	2
18 Elise Sokolsky	4.04	8-3	27	15	1	0/1	4	78.0	86	53	45	25	65	11	2	18	.274	10	5	0	0	2
19 Taylour Spencer	4.78	8-3	24	7	1	1/2	1	55.2	52	45	38	30	53	11	1	9	.242	4	0	0	3	4

22 Maddie Milhorn	4.14	1-0	23	5	1	0/1	1	44.0	46	31	26	19	46	9	2	11	.251	4	5	0	1	0
12 Rowan Thompson	4.20	0-0	3	0	0	0/0	0	3.1	5	2	2	0	1	1	0	1	.333	0	1	0	0	0
Totals	3.55	40-12	52	52	11	7/4	7	342.2	306	202	174	126	360	57	7	63	.231	34	14	0	6	8
Opponents	6.53	12-40	52	52	10	2/0	3	329.0	460	356	307	185	193	75	17	67	.331	29	45	0	36	20

PB - Team (7), Cox, E. 7, Opp (9). Pickoffs - Team (6), Cox, E. 6. SBA/ATT - Cox, E. (16-22), Grein, L. (9-12), Sokolsky, E. (2-5), Spencer, T. (3-3), Milhorn, M. (2-2).



2026 OREGON SOFTBALL TV / PHOTO ROSTER



#0 Elon Butler
SR * UTIL



#1 Taryn Ho
FR * INF



#2 Braiesey Rosa
JR * C



#3 Kaylynn Jones
SO * INF



#4 Addison Amaral
JR * INF




#5 Elyse Kresho
SO * OF



#6 Katie Flannery
JR * INF



#7 Abby Steffen
JR * INF




#11 Ayanna Shaw
R-SO * OF



#12 Rowan Thompson
SO * RHP



#13 Stefini Ma'ake
SO * INF/OF



#15 Remmington Hewitt
SR * INF



#17 Regan Legg
JR * OF



#18 Elise Sokolsky
R-SR * RHP




#19 Taylour Spencer
JR * RHP




#21 Emma Cox
SO * C



#22 Maddie Milhorn
FR * RHP



#24 Rylee McCoy
SO * INF



#25 Presley Lawton
SO * C/UTIL



#31 Amari Harper
SR * UTIL



#33 Lyndsey Grein
SR * RHP




#66 Amanda Urbina
FR * INF



#67 Trinity Holden
SR * C



Melyssa Lombardi
Head Coach



Sam Marder
Associate Head Coach



Sydney Romero
Assistant Coach



Alyssa Palomino-Cardoza
Assistant Coach



Karlie Charles
Graduate Assistant