

2025 Women's College World Series Champions • 9 WCWS Appearances • 26 NCAA Tournament Appearances

2026 SCHEDULE & RESULTS

NCAA Women's College World Series • May 28-June 6 • Devon Park • Oklahoma City, Okla.

DATE	OPPONENT	TIME (CT)/RESULT
UTSA Invitational, San Antonio, Texas		
Feb. 6	vs. #9 Nebraska	W, 15-10
Feb. 7	vs. #25 Washington	W, 11-6
Feb. 7	vs. #9 Nebraska	L, 8-5
Feb. 8	vs. #25 Washington	W, 5-0 (6)
Feb. 8	vs. UTSA	W, 10-0 (5)

BEVO CLASSIC, AUSTIN, TEXAS		
Feb. 12	vs. Abilene Christian	W, 11-0 (5)
Feb. 13	vs. Ohio State	W, 14-6 (5)
Feb. 13	vs. Syracuse	W, 14-0 (5)
Feb. 15	vs. Ohio State	W, 7-4
Feb. 15	vs. NIU	W, 9-1 (6)

DeMarini Invitational, Stanford, Calif.		
Feb. 20	vs. #16 Arizona	W, 12-2
Feb. 20	vs. #10 Stanford	W, 4-3
Feb. 21	vs. Boise State	W, 10-0 (5)
Feb. 21	vs. Santa Clara (at Santa Clara)	W, 10-2
Feb. 22	vs. #16 Arizona	W, 12-2 (5)

Feb. 25	vs. Southeastern Louisiana	W, 7-2
---------	----------------------------	--------

LONGHORN INVITATIONAL, AUSTIN, TEXAS		
Feb. 27	HOUSTON	W, 9-1 (5)
Feb. 28	ST. BONAVENTURE	W, 12-2 (5)
Feb. 28	Prairie View A&M	W, 8-0 (5)
Mar. 1	UIW	W, 6-0 (6)

Mar. 6	at #24 South Carolina*	W, 4-2
Mar. 7	at #24 South Carolina*	W, 3-0
Mar. 8	at #24 South Carolina*	W, 5-2
Mar. 11	vs. East Texas A&M	W, 10-1 (5)

Mar. 13	vs. Ole Miss*	W, 3-1
Mar. 14	vs. Ole Miss*	W, 11-2 (6)
Mar. 15	vs. Ole Miss*	W, 15-3 (5)

Mar. 20	vs. Baylor	W, 10-2 (5)
Mar. 21	at Baylor	W, 11-0 (5)

Mar. 25	at Texas State	W, 3-2
---------	----------------	--------

Mar. 27	vs. #15 Texas A&M*	W, 9-8
Mar. 28	vs. #15 Texas A&M*	W, 3-2
Mar. 29	vs. #15 Texas A&M*	L, 9-7

Apr. 2	at #4 Alabama*	W, 9-1
Apr. 3	at #4 Alabama*	L, 11-4
Apr. 4	at #4 Alabama*	L, 7-4

Apr. 10	vs. #2 Oklahoma*	L, 3-0
Apr. 11	vs. #2 Oklahoma*	L, 4-3
Apr. 12	vs. #2 Oklahoma*	W, 8-6 (8)

Apr. 18	at #13 Georgia*	W, 7-5
Apr. 19	at #13 Georgia*	L, 4-2
Apr. 20	at #13 Georgia*	W, 6-3 (8)

Apr. 23	vs. #17 Oklahoma State	L, 5-0
Apr. 24	at Kentucky*	W, 12-2 (6)
Apr. 25	at Kentucky*	W, 6-1
Apr. 26	at Kentucky*	W, 11-2 (6)


Apr. 30	vs. Arkansas*	L, 2-0
May 1	vs. Arkansas*	L, 4-3
May 2	vs. Arkansas*	W, 4-1

SEC Softball Tournament, Lexington, Ky.		
May 7	vs. Ole Miss	W, 6-0
May 8	vs. #13 Georgia	W, 5-4
May 9	vs. #3 Alabama	W, 7-1

NCAA Austin Regional		
May 15	vs. Wagner	W, 9-1 (5)
May 16	vs. Wisconsin	W, 9-0 (6)
May 17	vs. Baylor	W, 7-0

NCAA Super Regional, Campus Sites		
May 22	vs. #19 Arizona State	L, 4-1
May 23	vs. #19 Arizona State	W, 4-3
May 24	vs. #19 Arizona State	W, 5-0

NCAA Women's College World Series, Oklahoma City		
May 28	vs. #8 Tennessee	1:30 p.m. CT

No. 3 Texas	No. 8 Tennessee
	
Overall: 47-11 SEC: 16-8 Head Coach: Mike White Career Record: 799-215-4 (17 seasons) Record at Texas: 363-104-2 (8 seasons)	Overall: 47-10 SEC: 16-8 Head Coach: Karen Weekly Career Record: 1,402-464-2 (30 seasons) Record at Tennessee: 1,179-367-2 (25 seasons)



BROADCAST INFORMATION

	DATE/TIME	NETWORK	TALENT CREW
TV:	May 28 / 1:30 p.m. CT	ESPN	Beth Mowins, Michele Smith, Jessica Mendoza, Holly Rowe
RADIO:	May 28 / 1:30 p.m. CT	TexasLonghorns.com / AM 1300	Andrew Haynes
RADIO:	May 28 / 1:30 p.m. CT	Westwood One	Ryan Radkte, Leah Amico

LEADING OFF

- The defending NCAA Women's College World Series Champions and No. 2-seeded Texas Longhorns open the 2026 WCWS vs. No. 7-seeded Tennessee at 1:30 p.m. CT Thursday, May 28, at Devon Park in Oklahoma City, Okla. The game will broadcast on ESPN with Beth Mowins (play-by-play), Michele Smith (analyst), Jessica Mendoza (analyst) and Holly Rowe (sideline) on the call.
- Fans can tune into Andrew Haynes on Texas' radio broadcast on <https://texas.leanplayer.com/>, the iHeart Radio app or AM 1300.
- Texas is making its ninth overall WCWS appearance, including its third-consecutive trip to Oklahoma City.
- Texas has made the WCWS in four of the last five seasons, advancing to the Championship Series in 2022, 2024 and 2025.
- Texas will face SEC foe Tennessee for the first time this season. Texas is 8-7 all-time vs. the Lady Volunteers.
- It'll be the first time Texas and Tennessee have clashed since the 2025 WCWS. Texas won that game, 2-0, on June 2, 2025.
- The Horns are 19-16 in nine WCWS appearances. Texas finished 5-1 at last year's WCWS, winning the program's first National Championship.
- Texas has 26 NCAA Tournament appearances, including 21-consecutive tournament appearances.
- The Longhorns are 22-3 in NCAA Regional games under head coach Mike White. White has advanced to 16-consecutive NCAA Super Regionals as a head coach, which ties Oklahoma head coach Patty Gasso for the longest streak by a head coach in NCAA history.
- Texas has made the NCAA Tournament in every year under head coach Mike White. Under White, Texas has clinched six top-13 national seeds at the tournament under Coach White.
- It marks the fourth-straight year in which Texas has earned a national seed (1 through 16). Texas' four-consecutive national seeds ties for the longest streak in program history. It last happened from 2010 to 2013. Additionally, Texas has collected three-consecutive top-six national seeds.
- Texas' No. 2 national seed is the second-highest national seed in program history, behind the 2024 team's No. 1 overall seed. Last season, Texas was selected as the No. 6 overall seed and went on to win the program's first Women's College World Series with a 10-2 postseason run.
- Texas won the program's first SEC Tournament title and fifth overall conference tournament crown on May 9.
- Junior first baseman Katie Stewart became the program's first SEC Player of the Year after earning the award on May 8. Stewart is the fourth Longhorn to garner conference player of the year, joining Reese Atwood (2024), Taylor Thom (2014) and Amy Hooks (2011).

BY THE NUMBERS

CURRENT STREAKS

Overall Record: 47-11	Current Streak: W2
Home: 24-7	Last 5 Games: 4-1
Road: 14-3	Last 10 Games: 9-1
Neutral: 9-1	

MEDIA RELATIONS

Softball Contact:	Grace Tafolla
Cell:	319-310-4576
Email:	grace.tafolla@athletics.utexas.edu
UT Athletics Website:	TexasLonghorns.com

2026 TEXAS SOFTBALL QUICK FACTS

Location _____	Austin, Texas	All-Time Overall Record _____	1,236-505-5 (.709)
Enrollment _____	55,000	All-Time SEC Record _____	32-16 (.668)
Conference _____	Southeastern Conference	NCAA Tournament Appearances _____	26
Nickname _____	Longhorns	(1998, 1999, 2000, 2002, 2003, 2005-21, 2022-26 - no event in 2020)	
Mascot _____	Bevo XV	NCAA Super Regional Appearances_ 10 (2005, 2006, 2012, 2013, 2019, 2021, 2022, 2023, 2024, 2025, 2026)	
Colors _____	Burnt Orange (PANTONE 159) and White	Women's College World Series Appearances _____	9
President _____	Jim Davis	(1998, 2003, 2005, 2006, 2013, 2022, 2024, 2025, 2026)	
Vice President & Director of Athletics _____	Chris Del Conte	Women's College World Series Championships _____	1 (2025)
Head Coach _____	Mike White (Mount Mercy '89)	All-Time NCAA Tournament Record _____	154 games: 96-58 (.625)
Year at Texas _____	8th	Southeastern Conference Regular Season Championship Titles _____	Zero
Record at Texas, Seasons _____	363-104-2 (.776), 8	Southeastern Conference Tournament Championship Titles _____	1 (2026)
Overall Record, Seasons _____	799-215-4 (.787), 17	All-Time Southeastern Conference Championship Record _____	4-1 (.800)
Associate Head Coach _____	Ehren Earleywine (Westminster College '94)	2025 Record _____	56-12
Year at Texas _____	1st	2025 SEC Record (Conference Finish) _____	16-8 (3rd)
Associate Head Coach _____	Kristen Zaleski (Texas State '04)	Postseason _____	WCWS Champions (1st)
Year at Texas _____	4th	Final Rankings (NFCA/USA Softball) _____	1/1
Assistant Coach _____	Pattie Ruth Taylor (Middle Tennessee State '18)	Positional Starters Returning/Lost _____	8/2 (including DP)
Year at Texas _____	3rd	Pitchers Returning/Lost _____	3/2
Director of Operations _____	Keely McMillon (Liberty '11)	Letterwinners Returning/Lost _____	13/6
Year at Texas _____	5th	Newcomers _____	11 (seven freshmen, four transfers)
Softball Office Phone Number _____	512-471-6230	Assistant Communications Director _____	Grace Tafolla
Athletic Trainer _____	Raiza Aguilar	Softball Contact _____	Office Phone _____
Strength and Conditioning Coach _____	Melissa Schmitz	Office Phone _____	512-471-9801
First Year of Softball (Varsity/Club) _____	1997/1996	Mobile Phone _____	319-310-4576
Home Field _____	Red & Charline McCombs Field	E-mail _____	grace.tafolla@athletics.utexas.edu
Capacity _____	1,254	Official Texas Athletics Web site _____	www.TexasLonghorns.com
Field Dimensions _____	L-200, C-220, R-200, Power Alleys-212	McCombs Field Press Row Phone _____	512-471-0152
Outfield Fence Height _____	10'	Texas Softball Twitter _____	@TexasSoftball
Texas' Record at McCombs Field _____	662-167-3 (.797)	Texas Softball Instagram _____	@TexasSoftball
		Texas Softball Facebook _____	Texas Softball

2026 NUMERICAL ROSTER

2026 ALPHABETICAL ROSTER

No.	Name	Ht.	B/T	Cl.	Position	Hometown (Previous School)
0	Caigan Crabtree	5-11	R/R	Fr.	IF	Melissa, Texas (Melissa)
3	MaTaia Lawson	5-7	L/R	Fr.	IF	Tinley Park, Ill. (Victor J. Andrew)
4	Adayah Wallace	5-5	L/R	Jr.	OF	Plano, Texas (Plano West Senior)
5	Kaydee Bennett	5-6	L/R	Sr.	UTL	Caddo Mills, Texas (Abilene Christian/Caddo Mills)
7	Ashton Maloney	5-9	L/R	Sr.	OF	Liberty, Mo. (Liberty)
9	Alisa Sneed	5-4	R/R	Fr.	OF	Conroe, Texas (Conroe)
11	Shylien Brister	5-6	R/R	So.	IF	Houston, Texas (Clear Brook)
12	Victoria Hunter	5-8	R/R	Jr.	IF	Houston, Texas (St. Pius X)
13	Hannah Wells	6-0	R/R	Fr.	RHP/UTL	Coahoma, Texas (Coahoma)
14	Reese Atwood	6-0	R/R	Sr.	C	Sandia, Texas (Tuloso Midway)
17	Teagan Kavan	6-0	R/R	Jr.	RHP	West Des Moines, Iowa (Dowling Catholic)
20	Katie Stewart	5-9	R/R	Jr.	C/IF	Frankfort, Ill. (Lincoln-Way East)
21	Kayden Henry	5-5	L/R	Jr.	OF	Dickinson, Texas (Dickinson)
22	Brenlee Gonzales	5-3	L/L	So.	LHP	Aledo, Texas (Aledo)
23	Viviana Martinez	5-6	L/R	Jr.	IF	Tolleson, Ariz. (Tolleson Union)
24	Jaycie Nichols	5-8	R/R	Fr.	IF	Durant, Okla. (Caddo)
25	Cambria Salmon	5-8	R/R	So.	RHP	Beaumont, Calif. (Beaumont)
27	Taylor Anderson	5-4	L/R	So.	UTL	Dripping Springs, Texas (Oklahoma State/Dripping Springs)
42	Anne Wallace	6-1	R/R	Fr.	C/UTL	Logan, Utah (Ridgeline)
44	Kaiah Altmeyer	5-9	L/R	Sr.	OF	San Diego, Calif. (Arizona/Patrick J. Henry)
77	Citlaly Gutierrez	5-11	R/R	Sr.	RHP	Stamford, Texas (Stamford)
99	Drea Wilson	5-7	R/R	Fr.	UTL	Forney, Texas (North Forney)

Head Coach: Mike White (Mount Mercy '89), 8th season at Texas (17th season as a head coach)
Associate Head Coach: Ehren Earleywine (Westminster College '94), 1st season at Texas
Associate Head Coach: Kristen Zaleski (Texas State '04), 4th season at Texas
Assistant Coach: Pattie Ruth Taylor (Middle Tennessee '18), 3rd season at Texas

Name	No.
Kaiah Altmeyer	44
Taylor Anderson	27
Reese Atwood	14
Kaydee Bennett	5
Shylien Brister	11
Caigan Crabtree	0
Brenlee Gonzales	22
Leighann Goode	43
Citlaly Gutierrez	77
Kayden Henry	21
Victoria Hunter	12
Teagan Kavan	17
MaTaia Lawson	3
Ashton Maloney	7
Viviana Martinez	23
Jaycie Nichols	24
Cambria Salmon	25
Alisa Sneed	9
Katie Stewart	20
Adayah Wallace	4
Anne Wallace	42
Hannah Wells	13
Drea Wilson	99

BREAKDOWN BY CLASS

Senior _____	6
Altmeyer, Atwood, Bennett, Goode, Gutierrez, Maloney	
Juniors _____	6
Henry, Hunter, Kavan, Martinez, Stewart, Wallace	
Sophomores _____	4
Anderson, Brister, Gonzales, Salmon	
Freshmen _____	7
Crabtree, Lawson, Nichols, Sneed, Wallace, Wells, Wilson	

PRONUNCIATION GUIDE

Name	Pronunciation
Kaiah Altmeyer	KY-uh
Shylien Brister	Shy-LINN Bris-ter
Caigan Crabtree	Kay-gan
Leighann Goode	Good
Citlaly Gutierrez	Sit-LOLLI
Teagan Kavan	Ka-VAUGHN
MaTaia Lawson	Muh-TAY-uh
Ashton Maloney	Ma-LOAN-ee
Viviana Martinez	Vivi-AH-na

Cambria Salmon	SAL-man
Alisa Sneed	Alyssa
Adayah Wallace	A-day-uh
Anne Wallace	AH-nay
Ehren Earleywine	Aaron
Kristen Zaleski	Za-less-SKI

TEXAS SOFTBALL



#0 • Caigan Crabtree • Fr. • IF



#3 • MaTaia Lawson • Fr. • IF



#4 • Adayah Wallace • Jr. • OF



#5 • Kaydee Bennett • Sr. • UTL



#7 • Ashton Maloney • Sr. • OF



#9 • Alisa Sneed • Fr. • OF



#11 • Shylien Brister • So. • IF



#12 • Victoria Hunter • Jr. • IF



#13 • Hannah Wells • Fr. • RHP/UTL



#14 • Reese Atwood • Sr. • C



#17 • Teagan Kavan • Jr. • RHP



#20 • Katie Stewart • Jr. • C/IF



#21 • Kayden Henry • Jr. • OF



#22 • Brenlee Gonzales • So. • LHP



#23 • Viviana Martinez • Jr. • IF



#24 • Jaycie Nichols • Fr. • IF



#25 • Cambria Salmon • So. • RHP



#27 • Taylor Anderson • So. • UTL



#42 • Anne Wallace • Fr. • C/UTL



#43 • Leighann Goode • Sr. • IF



#44 • Kaiah Altmeyer • Sr. • OF



#77 • Cirlaly Gutierrez • Sr. • RHP



#99 • Drea Wilson • Fr. • UTL



MIKE WHITE



HEAD COACH

After building the University of Oregon's softball program into a consistent national power from 2010-18, Mike White was named Head Softball Coach at The University of Texas on June 25, 2018, by Vice President and Athletics Director Chris Del Conte. Since his arrival, he has led Texas to the program's first WCWS National Championship in 2025, four WCWS appearances, seven NCAA Super Regional berths, a regular season conference championship and SEC Tournament title.

White holds a 799-215-4 overall record (.787) over 17 combined seasons and has led his teams to at least an NCAA Super Regional berth in all 15 possible chances during his career as a head coach (no 2020 NCAA Tournament due to the COVID-19 pandemic).

Through his seven highly successful seasons at Texas' helm, White has put together a 363-104-2 overall record (.776) while guiding the Longhorns to the program's first-ever WCWS National Championship in 2025 and on runs to national runner-up finishes at the 2022 and 2024 Women's College World Series (WCWS) as well four additional NCAA Super Regional berths (2019, 2021, 2023, 2024). Texas has advances to the WCWS' Championship Series in three of the last four seasons. While in charge of the Longhorns program, White has had nine NFCA All-Americans, 28 NFCA All-Central Region and 39 all-conference selections. He has also coached one USA Softball Collegiate Player of the Year Top 3 Finalist, one Softball America National Player of the Year and one D1 Softball National Player of the Year. He was named the Big 12 Coach of the Year following the Longhorns' success throughout the 2024 season. In 2025, Reese Atwood became the first Longhorn to win the NFCA Catcher of the Year and Johnny Bench Award, solidifying herself as the nation's top catcher.

White brought the program to new heights during the historic 2025 campaign as the Longhorns won the program's first WCWS National Championship. White helped skipper the Longhorns to a 10-2 postseason run that culminated with a 2-1 Championship Series, Texas' third Championship Series appearance in four years, victory over Texas Tech to claim the national title. Texas set a program-record with 56 wins after clinching the winner-take-all game three over the Red Raiders. The Longhorns kicked off the championship series with a 2-1 win on June 4 before the Red Raiders evened the series in a close 4-3 loss on June 5. Texas then claimed the title with a 10-4 triumph in the winner-take-all contest on June 6 to become the second-lowest seed to win the Women's College World Series. Head coach Mike White, associate head coach

Steve Singleton, and assistant coaches Patti Ruth Taylor and Kristen Zaleski were recognized as the ATEC/NFCA National Coaching Staff of the Year. Recording a program-record 56 wins, Texas surpassed the previous mark (55) set by the 2006 and 2024 squads. Additionally, the Horns were the first Southeastern Conference program to win a title since Florida went back-to-back in 2014 and 2015. Under White's tutelage, the Longhorns topped Division I with 630 base hits, finished second with 460 RBI and third with a .352 batting average and 486 runs scored. They also ranked inside the top-15 in win/loss percentage (5th / .824), doubles (9th / 99), home runs (9th / 94), slugging (10th / .583), shutouts (10th / 15), strikeout-to-walk ratio (12th / 3.07), scoring (14th / 7.15), ERA (15th / 2.55) and WHIP (15th / 1.18). The Longhorns nabbed three NFCA All-America selections in Reese Atwood, Teagan Kavan and Mia Scott, including Atwood becoming the program's first Diamond Sports/NFCA Catcher of the Year and Johnny Bench Award winner, to round out yet another enormous postseason awards haul. The three NFCA All-Americans for the Horns are the most by a single Longhorn squad since 2013 (Taylor Hoagland, Blaire Luna and Taylor Thom) and is just the fourth time (1998, 1999, 2013, 2025) in program history three different players were selected to a NFCA All-America team. Texas concluded its inaugural SEC season with seven All-SEC nods, with Atwood, Kavan, Scott and Joley Mitchell earning First-Team All-SEC accolades. Texas was the only SEC program this season with four landing on the All-SEC First Team. Kayden Henry, Ashton Maloney and Katie Stewart were named to the All-SEC Second Team.

In 2024, White was named the Big 12's Coach of the Year after steering the Longhorns to their first Big 12 Conference Championship since 2010 after winning 23 regular season conference games en route to a 55-10 mark. UT went on to win the NCAA Austin Regional and NCAA Austin Super Regional, before making its second appearance in the Championship Series of the WCWS over the last three seasons. As a result of taking the regular season series against then-No. 1 Oklahoma, winning the Big 12 Conference regular season championship and appearing in the Women's College World Series (WCWS) Championship Series, White and the rest of UT's four-member softball coaching staff were selected as the 2024 ATEC/NFCA Division I Central Regional Coaching Staff of the Year. In 2023, White, again, guided the Texas Longhorns to postseason success as the program made its 23rd appearance in a NCAA Super Regional after winning the minimal three games to win the NCAA Austin Regional en route to finishing the campaign with a 45-15-1 record and a

No. 11 final ranking. The 2022 season proved to be a magical ride for Texas as the Longhorns posted a 47-22-1 mark, and won 15 games over ranked teams, on their way to a No. 2 final national ranking & a national runner-up finish while becoming the first unseeded team to reach the Women's College World Series Championship Series. The 2021 campaign saw the Burnt Orange & White set numerous program offensive records on the way to a 43-14 overall record, a No. 12 final ranking and a berth in the NCAA Stillwater Super Regional. During the abbreviated 2020 campaign, that was canceled in March because of the COVID-19 pandemic, White led UT to a 24-3 overall record as well as to the program's first No. 1 national ranking in any regular-season poll since 2006 (Softball America - March 3) and to the first No. 1 final poll finish in school history (Softball America - March 24 - final release). White wasted no time putting his stamp on the Texas program during his first season at the helm in 2019, leading the Longhorns to a 46-17 record (a 15-win improvement from the 2018 campaign), a No. 10 final ranking in the ESPN.com/USA Softball poll (No. 11 in the USA Today/NFCA ranking) as well as the first NCAA Regional title and NCAA Super Regional appearance for the Burnt Orange & White since 2013. During his nine years at the helm of the UO program, White registered a 435-111-1 (.796) overall record while guiding Oregon to five Pac-12 Conference titles in the last six years, including four in a row from 2013-16, and to five 50-plus win seasons. He led the Ducks to five of the program's six overall WCWS berths (2012, 2014, 2015, 2017 and 2018) and to the school's first ever NFCA No. 1 ranking in 2014 (also reached No. 1 in the polls in 2015 & 2018). Along the way, he tutored 22 NFCA All-Americans, 56 NFCA All-Region selections, 50 All-Pac-12 honorees, five Pac-12 Pitchers of the Year, two Pac-12 batting champions, three Pac-12 Freshmen of the Year and one Pac-12 Defensive Player of the Year.

A well-known quantity throughout the softball world as both a coach and former pitching standout for U.S. National Teams, White followed up a previous two-year stint as an Oregon assistant coach (2003-04) by taking over as the head coach of the Oregon program prior to the 2010 campaign.

A standout during his own fastpitch playing career, White was a top pitcher on U.S. National Teams before retiring in 2007. A native of New Zealand, he became an American citizen in 1994 and helped guide Team USA to a bronze medal at the 2000 World Championships, going 2-0 with a 0.89 ERA and 19 strikeouts. In 1999, he posted a 3-2 mark with a 0.68 ERA and 35 K's in helping the United States to a Pan American Games silver medal (one of three he earned with the team - 1995, 1999 & 2003). He also posted a combined 0.74 ERA while helping power New Zealand to two gold medals, three silver medals and one bronze, including gold at the ISF World Championships in 1984 & 1996. During that 1996 event, White tossed a perfect game in the championship contest against Canada.

The Wellington, New Zealand, native earned a Bachelor of Arts degree in marketing and management from Mount Mercy College (Cedar Rapids, Iowa) in 1989. He is married to the former Lisa Revers, and the couple have three daughters: Nyree, Kenzie and Sidney.

COACHING STAFF



Kristen Zaleski • Associate Head Coach



Ehren Earleywine • Associate Head Coach



Pattie Ruth Taylor • Assistant Coach

TEXAS SOFTBALL

SEC STANDINGS

Team	SEC Record	Pct.	Overall Record	Pct.	Home	Away	Neutral	Streak
Oklahoma	20-4	0.833	52-10	0.839	28-3	16-4	8-3	L1
Alabama	19-5	0.792	54-7	0.855	33-2	14-4	7-1	W5
Florida	17-7	0.708	52-12	0.812	33-2	14-4	7-1	L1
Texas	16-8	0.667	47-11	0.810	21-7	14-3	12-1	W1
Tennessee	16-8	0.667	47-10	0.825	23-4	10-5	14-1	W5
Texas A&M	16-8	0.667	38-19	0.667	23-7	8-6	7-6	L1
Arkansas	15-9	0.625	47-11	0.810	29-3	11-6	7-2	W5
LSU	13-11	0.542	40-19	0.678	31-5	8-9	1-5	L2
Georgia	12-12	0.500	41-20	0.672	27-9	7-9	7-2	L2
Mississippi State	9-15	0.375	43-19	0.694	20-7	13-11	10-1	W1
Missouri	9-15	0.375	28-29	0.491	13-10	10-10	5-9	L1
South Carolina	7-17	0.292	32-28	0.533	20-15	8-9	4-4	L1
Ole Miss	6-18	0.250	36-26	0.581	15-10	9-10	12-6	L1
Auburn	4-20	0.167	27-28	0.491	15-11	2-13	10-4	L1
Kentucky	1-23	0.042	26-29	0.473	9-13	9-14	8-2	L4

MULTIPLE HIT GAMES

Name	2	3	4	5+	Total
Kayden Henry	15	8	-	-	23
Katie Stewart	18	5	-	-	23
Reese Atwood	14	2	-	-	16
Leighann Goode	15	1	-	-	16
Viviana Martinez	9	2	3	-	14
Jaycie Nichols	8	1	-	-	9
Ashton Maloney	6	2	-	-	8
Hannah Wells	8	-	-	-	8
Kaiah Altmeyer	6	-	-	-	6
MaTaia Lawson	3	-	-	-	3
Kaydee Bennett	2	-	-	-	2
Alisa Sneed	1	-	-	-	1
Team	105	21	3	0	129

MULTIPLE RBI GAMES

Name	2	3	4	5+	Total
Katie Stewart	10	7	3	1	21
Reese Atwood	12	2	1	1	16
Kayden Henry	7	5	3	0	15
Hannah Wells	7	5	0	0	12
Viviana Martinez	5	3	2	0	10
Leighann Goode	4	4	1	0	9
Kaiah Altmeyer	5	1	0	0	6
MaTaia Lawson	3	2	0	0	5
Ashton Maloney	4	0	0	0	4
Kaydee Bennett	3	0	0	0	3
Alisa Sneed	1	0	1	0	2
Taylor Anderson	1	0	0	0	1
Team	63	29	11	2	105

2026 GAME BREAKDOWN

	Overall	SEC
Texas scores first	36-5	11-5
Opp. scores first	11-6	5-3
UT scores in 1st inning	31-5	10-4
Opponent scores in 1st inning	9-3	5-2
Against ranked opponents	20-11	10-8
Against Texas teams	9-1	2-1
vs. left-handed starter	4-4	2-3
vs. right-handed starter	43-7	15-5
One-run games	6-2	2-2
Two-run games	4-3	4-3
Five+ run games	32-2	6-1
Run-rule games	20-0	4-0
Extra innings	2-0	2-0
Shutouts	13-3	1-2
UT scores 0-2 runs	0-5	0-3
UT scores 3-5 runs	13-5	6-4
UT scores 6-9 runs	17-1	6-1
UT scores 10+ runs	18-0	4-0
Opponent scores 0-2 runs	35-1	11-1
Opponent scores 3-5 runs	7-6	3-4
Opponent scores 6-9 runs	4-3	2-2
Opponent scores 10+ runs	1-1	0-1
Out-hit opponent	42-3	13-2
Out-hit by opponent	4-6	3-4
Hits are tied	1-2	0-2
Leading after 4	41-3	12-2
Trailing after 4	4-6	2-6
Tied after 4	2-2	2-0
Leading after 5	39-0	12-0
Trailing after 5	4-9	1-8
Tied after 5	4-1	3-0
Leading after 6	30-0	13-0
Trailing after 6	1-0	0-8
Tied after 6	4-0	2-0
UT hits 0 HRs	7-5	3-4
UT hits 1 HR	17-4	5-2
UT hits 2+ HR	20-2	5-2
Opponent hits 0 HRs	25-4	4-3
Opponent hits 1 HR	15-3	9-2
Opponent hits 2+ HR	6-4	2-3
UT makes 0 errors	20-4	7-3
UT makes 1 error	16-4	5-2
UT makes 2+ error	7-3	2-3
Opponent makes 0 errors	15-8	4-6
Opponent makes 1 error	13-3	5-2
Opponent makes 2+ errors	21-0	7-0
In February	19-1	0-0
Home games	24-7	7-5
Away games	14-3	9-3
Neutral site games	9-1	0-0
Day games (start before 6 p.m.)	30-4	11-3
Night games (start after 6 p.m.)	16-7	5-5
Weekend games (Sat./Sun.)	26-5	10-4
Weekday games	21-6	6-4

GAME NOTES

SERIES HISTORY

- Texas leads the all-time series vs. Tennessee, 8-7.
- It'll be the first meeting between the two teams since the 2025 Women's College World Series. Texas won that game, 2-0, on June 2, 2025, at Devon Park.
- Texas and Tennessee have faced each other twice in Oklahoma City. Tennessee captured the 2013 matchup, 2-1. Texas won last year's matchup, 2-0.

OKC HORNS

- Texas is making its ninth appearance at the Women's College World Series, including its third-straight trip to Oklahoma City.
- The Longhorns have played in the Championship Series in four of the last five years.
- Texas, along with UCLA, holds the longest active streak of WCWS appearances with three.
- In 2025, Texas became the first SEC softball program to win a NCAA Division I Softball National Championship since Florida completed its back-to-back national championship seasons in 2014 and 2015.
- Entering the 2026 WCWS, the Texas Longhorns have won at least one game in each of their last seven-consecutive WCWS appearances. Of its eight WCWS appearances prior to the 2026 season, Texas has won two-or-more games on six different occasions. The only time the Longhorns failed to win a WCWS game during one of their eight previous appearances was 1998 – the program's second year of existence and first WCWS appearance – when Texas, the tournament's sixth seed, lost to third-seeded Michigan, 7-2, and then second-seeded Nebraska, 2-1.
- Texas has played nine games this season against the WCWS field - four games vs. Alabama (split 2-2), three games vs. Arkansas (1-2) and two games against Nebraska (split 1-1).
- Texas is 19-16 all-time at the WCWS.
- Last season, Texas became the second-lowest seed (6th) to ever win NCAA Division I Softball National Championship.
- Texas' three-straight WCWS berths is the

longest streak in program history.

HANNAH HUNTS HOMERS

- Texas freshman RHP/DP Hannah Wells owns the program's freshman home run record with 15.
- Texas freshman RHP/DP Hannah Wells broke the program's freshman home run record after hitting her 14th in Texas' 9-1 (5 inn.) victory over Wagner on May 15. Wells surpassed the previous record of 13 which was set by Katie Stewart in 2024.
- Wells has homered in seven of Texas' last 13 contests.

TEXAS FRESHMAN HOME RUN RECORD

Player (Year)	Home Runs
1. Hannah Wells (2026)	15
2. Katie Stewart (2024)	13
3. Tallie Thrasher (2007)	12
4. Reese Atwood (2023)	11
4. Taylor Thom (2011)	11
4. Taylor Hoagland (2010)	11

SEC TOURNAMENT CHAMPS!

- Texas won the program's first SEC Tournament Championship on May 9 with a 7-1 victory over second-seed Alabama.
- Teagan Kavan was named the tournament's MVP. Kavan, Viviana Martinez, Leighann Goode and Jaycie Nichols were selected to the All-Tournament Team.
- It was Texas' fifth overall conference tournament title and the first conference tournament crown since 2005.
- The Longhorns have won five conference tournament championships (1999, 2002, 2003, 2005 and 2026) in seven of their championship game appearances (1999, 2002, 2003, 2005, 2023, 2024 and 2026). Texas earns its first conference tournament title under head coach Mike White. Under White, Texas has played in a conference tournament championship in three of the last four seasons. The Big 12 Conference did not host a conference tournament from 2011-2016.

40 (WINS) ON THE FORTY

- Texas has a program-record seven-straight 40-win seasons under Mike White (excluding COVID-19 shortened 2020 season).
- Texas has finished the season with 40+ wins in each season under Mike White (excluding COVID-19 shortened 2020 season).
- Head coach Mike White has recorded 15-consecutive 40-plus win seasons as a head coach (excluding COVID-19 shortened 2020 season). White produced back-to-back 50-plus win seasons in 2024-25, including a program-record 56 wins in 2025. White has seven 50-plus win seasons as a head coach.
- Over the last three seasons, Texas is 158-33 (.827) under Mike White.

ALL HE DOES IS WIN

- Texas head coach Mike White's .787 career win percentage is the fourth-highest amongst NCAA DI active head coaches.

CAREER W/L PERCENTAGE (ACTIVE HEAD COACHES)

COACH (Current School)	WL %
1. Patty Gasso (Oklahoma)	.813
2. Kelly Inouye-Perez (UCLA)	.801
3. Gerry Glasco (Texas Tech)	.790
4. Mike White (Texas)	.787
5. Tim Walton (Florida)	.785
6. Patrick Murphy (Alabama)	.767
7. Karen Weekly (Tennessee)	.751
8. Pete D'Amour (Virginia Tech)	.746
9. Shanon Hayes (GCU)	.744
10. Cody White (North Texas)	.726

ON THE HUNT FOR WIN 800

- Texas head coach Mike White enters Thursday's game with 799 career wins, needing just one win to hit 800 career wins.

IN THE RANKINGS

- Texas is No. 3 in the ESPN/USA Softball rankings, and No. 6 in the NFCA's Top 25.
- Texas has been ranked in each of the last 73 NFCA Coaches polls.
- Texas has held onto a top-5 ranking in the ESPN/USA Softball in 46 of the last 47 polls.
- Texas has been ranked No. 1 in the NFCA Coaches Poll 19 times in program history.

ALL EYES ON THE LONGHORNS

- Texas played a large role in ESPN's most-watched NCAA Softball regional round since 2016 last weekend. Texas' games vs. Baylor and Wisconsin in the NCAA Austin Regional were the top two highest viewed games of NCAA Regionals with the Texas vs. Baylor matchup drawing an average of 683,000 viewers (peak: 1.1 million) and Texas vs. Wisconsin bringing in an average of 665,000 viewers (peak: 1.1 million).
- Texas' SEC Tournament Championship game vs. Alabama on May 9 was the most-watched college softball game this season, bringing in 847,000 viewers.
- Texas also had the top two most-watched regular season game this season vs. Georgia on April 19 with 725,000 viewers watching. The second-most watched college softball game this year was between the Longhorns and Oklahoma on April 11 when 700,000 tuned in.
- Three of Texas' games were in the top 5 of college softball's most viewed games during the regular season.
- Texas vs. Oklahoma on May 12 brought in 581,000 viewers, making it the third-most watched college softball game of the regular season.

EXTRA-INNING EXTRAORDINAIRES

- Following their 6-3 (8 innings) win at No. 13 Georgia on April 20, Texas' seven-straight extra-inning wins ties for the longest active streak in DI Softball.



FEELING SUPER

- Texas head coach Mike White has advanced to Super Regionals EVERY year as a head coach. White has advanced to 16-consecutive Super Regionals as a head coach, which ties Oklahoma head coach Patty Gasso for the longest streak by a head coach in NCAA history.
- Under White, Texas has advanced to seven-consecutive NCAA Super Regionals - the second-longest streak in the country.
- At Oregon, White took the Ducks to nine-straight Super Regionals and didn't miss a beat when he got to Texas with the program advancing to seven-straight.

SUPER REGIONAL APPEARANCES (LONGEST ACTIVE STREAKS)

Program	Cons. Appearances
1. Oklahoma	16
2. Texas	7
3. Georgia	4
3. Alabama	4
3. Tennessee	4


HOME FIELD ADVANTAGE

- Texas finished 24-7 at home this season. Texas began 15-0 at home before suffering a loss in the series finale vs. No. 15 Texas A&M.
- The Longhorns are 662-167-3 (.797) all-time at home. In 2025, Texas went 27-4 (.871). All four of Texas' home losses in 2025 came against top-13 ranked teams.
- Following UT's 11-0 (5) home opening win vs. Abilene Christian on Feb. 12, Texas has won four-consecutive home openers, dating back to the 2022 season.
- The Horns have won nine of their last 10 home openers.
- Texas' 27 wins at home last season tied for the eighth-most in program history.

MOST HOME WINS IN PROGRAM HISTORY (SINGLE SEASON)

Year	Home Record
1. 2006	32-1 (.970)
2. 2012	30-6 (.833)
2021	30-5 (.857)
2023	30-5 (.857)
5. 2013	29-3 (.906)
6. 2024	28-3 (.903)
2003	28-2 (.933)
8. 2025	27-4 (.871)
2019	27-6 (.818)

TEXAS SOFTBALL



Atwood is the program's first winner of the NFCA National Catcher of the Year Award and Johnny Bench Award.



Atwood played with USA Softball at the Down Under Series on Dec. 31-Jan. 3 in Brisbane, Australia.

LOYAL TO THE FORTY

- 19 of 23 (82.6 percent) players on Texas' roster began their career on the Forty Acres - the highest percentage amongst the eight WCWS teams.

% OF PLAYERS WHO BEGAN THEIR CAREERS AT CURRENT SCHOOL

Team	%
1. Texas	82.6 (19/23)
2. Tennessee	81.8 (18/22)
3. Arkansas	79.2 (19/24)
4. UCLA	76.2 (16/21)
5. Mississippi State	72 (18/25)
6. Alabama	71.4 (15/21)
7. Nebraska	56.5 (13/23)
8. Texas Tech	34.8 (8/23)

SCORCHING START

- Texas started 31-2 through its first 33 games in back-to-back seasons.
- Texas' 34-2 start last season was the best start in program history.

GRUELING GAUNTLET

- Texas had a 13-game slate against top-25 opponents, including 12-consecutive games against opponents ranked inside the top-15 from April to May.
- Three of Texas' four away series this season have been against ranked competition.
- Texas is 21-11 against ranked competition this season.
- 16 of Texas' final 20 games of the regular season were against ranked opponents. The four games against non-ranked opponents came against Kentucky (three games) and a strong Texas State team that has upset multiple P4 opponents this season.

IN ORDER TO BE THE BEST, YOU HAVE TO PLAY THE BEST

- Texas is 21-11 against ranked opponents this season, with its 11 losses coming against top-20 opponents. Texas needs one win vs. Tennessee to match its program best for most ranked wins in a season.
- Texas leads the country with 22 Quad 1 RPI teams. Oklahoma and Tennessee rank second with 19 wins.

- The Longhorns are 287-327-2 all-time vs. ranked opponents.
- Last season, Texas went 22-12 vs. ranked foes. Texas' 22 wins vs. ranked opponents were a single-season program best.

LINEUP AT A GLANCE

- The Longhorn lineup returns a plethora of starters, including senior C Reese Atwood - who won the NFCA's National Catcher of the Year Award and Johnny Bench Award in 2025, junior RHP Teagan Kavan, junior IF Katie Stewart, junior OF Kayden Henry, senior OF Ashton Maloney, senior IF Leighann Goode and junior IF Viviana Martinez, who missed the entire 2025 campaign due to injury.
- Texas added four players via the transfer portal: senior OF Kaiah Altmeyer (Arizona), sophomore UTL Taylor Anderson (Oklahoma State), sophomore LHP Brenlee Gonzales (Texas Tech) and freshman RHP Sophia Bordi (Oklahoma - not eligible to play in 2026).
- The Longhorns added seven freshmen to the team in 2026 in IF Caigan Crabtree, IF MaTaia Lawson, OF Alisa Sneed, RHP/UTL Hannah Wells, IF Jaycie Nichols, C/UTL Anne Wallace and UTL Drea Wilson.

THE POWER OF PRODUCTION

- Texas returned 70 percent of its hits, 71 percent of its runs, 66 percent of its RBI and 63 percent of its home runs from the 2025 season.

ALL GAS NO BRAKES

- Texas has run-ruled 20 opponents this season.
- Texas has run ruled opponents in 14 of 31 home games this season.
- In 2025, Texas totaled a program-record 23 run-rule victories.

FAST START

- Texas has scored in the first inning in 36 of its 58 games this season (62.8 percent).
- Texas has outscored opponents 77-19 in the first inning.

LIGHT THE TOWER

- The 2025 Texas Softball program made program history - winning the first Women's College World Series National Championship in program history after defeating Texas Tech, 10-4, in game three of the Championship Series on June 6, 2025, in Oklahoma City.
- The Longhorns finished the season 56-12 overall and 16-8 in conference play in their first season as an SEC member.
- Texas' 10-2 postseason run culminated with a 2-1 Championship Series (third appearance in four years) win over Texas Tech. Texas set a single-season program record with 56 victories after securing the winner-take-all game three over Texas Tech and being crowned national champions.
- The Longhorns kicked off the championship series with a 2-1 win on June 4 before the Red Raiders evened the series in a close 4-3 loss on June 5. Texas then claimed the title with a 10-4 triumph in the winner-take-all contest on June 6 to become the second-lowest seed to win the Women's College World Series.
- Recording a program-record 56 wins, Texas surpassed the previous mark (55) set by the 2006 and 2024 squads.
- The Horns were the first Southeastern Conference program to win a title since Florida went back-to-back in 2014 and 2015.
- The Longhorns topped Division I with 630 base hits, finished second with 460 RBI and third with a .352 batting average and 486 runs scored. They also ranked inside the top-15 in win/loss percentage (5th / .824), doubles (9th / 99), home runs (9th / 94), slugging (10th / .583), shutouts (10th / 15), strikeout-to-walk ratio (12th / 3.07), scoring (14th / 7.15), ERA (15th / 2.55) and WHIP (15th / 1.18).

- The Longhorns nabbed three NFCA All-America selections in Reese Atwood, Teagan Kavan and Mia Scott.
- Texas concluded its inaugural SEC season with seven All-SEC nods, with Atwood, Kavan, Scott and Joley Mitchell earning First-Team All-SEC accolades. Texas was the only SEC program this season with four landing on the All-SEC First Team. Kayden Henry, Ashton Maloney and Katie Stewart were named to the All-SEC Second Team.
- The Texas coaching staff of head coach Mike White, associate head coach Steve Singleton, assistant coach Kristen Zaleski and assistant coach Pattie Ruth Taylor earned the NFCA's National Coaching Staff of the Year Award. It was the program's second NFCA National Coaching Staff of the Year honor and the first since 2003.

PRO LONGHORNS

- Texas seniors Reese Atwood and Leighann Goode were presented with Golden Tickets from the AUSL on March 28 following Texas' win vs. Texas A&M, signifying their draft into the professional softball league. AUSL Commissioner Kim Ng presented both Golden Tickets, which were some of the first in the rollout of this year's AUSL College Draft class.
- Atwood's Golden Ticket selection comes just a week after being announced as the second NIL athlete in AUSL history.
- Atwood was drafted seventh overall by the Carolina Blaze, and Goode was selected eighth overall by the Texas Volts. Goode reunites with former Longhorn Mia Scott as well as Cat Osterman, who serves as the Volts' GM.
- Atwood and Goode were two of 17 college softball players to receive golden tickets.

ON A ROLL

- Texas set a new program record win streak of 29 games, which spanned from Feb. 7 to March 28.
- The Longhorns surpassed the previously program record win streak of 24 games, which was set by the 2006 team.


LONGEST WINNING STREAKS

(TEXAS PROGRAM HISTORY)

Games	Dates
1. 29	Feb. 8-March 28
2. 24	Feb. 11-March 8, 2006
3. 20	April 8-May 23, 2003
4. 18	April 6-May 10, 2024
4. 18	March 9-April 10, 2011
6. 17	Feb. 21-March 17, 2025
6. 17	March 3-22, 1998
8. 16	Feb. 2-19, 2003
9. 15	March 15-April 14, 2013
10. 14	March 19-April 11, 2021
10. 14	Feb. 6-22, 2020

AUTOMATIC ATWOOD

- Unanimous First-Team All-American catcher Reese Atwood returned to Texas for her senior season in 2026.



Kavan was named Most Outstanding Player of the 2025 Women's College World Series.



Kavan was named D1Softball's National Pitcher of the Week on Feb. 24.

As a junior, Atwood won the NFCA's National Catcher of the Year Award and Johnny Bench Award, each presented to college softball's top backstop. Atwood became the first player in program history to win each of the awards.

- Atwood was selected the NFCA's All-Central Region First Team, the SEC All-Defensive Team and Second-Team All-SEC.
- Throughout her four-year career on the Forty Acres, Atwood has compiled a .363/.704/.425 slash line with 262 hits, 73 home runs, 281 RBI, 175 runs, 41 doubles, four triples and 94 walks.
- Atwood holds program career records in RBI (281) and home runs (73).
- Atwood was named Softball America's Defender of the Week on March 31. It was Atwood's second national weekly honor of the season and first since earning D1Softball's National Player of the Week on Feb. 10.
- Atwood was tabbed the SEC's Player of the Week on Feb. 9. It's Texas' third national weekly honor of the season. In addition to Atwood receiving D1Softball's National Player of the Week on Feb. 10, junior RHP Teagan Kavan garnered D1Softball's National Pitcher of the Week on Feb. 24. Atwood was the 2025 NFCA Catcher of the Year, the Johnny Bench Award winner and a unanimous First-Team All-American.
- Atwood is the NCAA's active career leader in RBI with 281 while ranking third in home runs with 73. Her 281 career RBI are the 10th-most in NCAA history.

ACTIVE CAREER RBI LEADERS

Player	RBI
1. Reese Atwood (Texas)	281
2. Jordan Woolery (UCLA)	280
3. Megan Grant (UCLA)	267
4. Jocelyn Erickson (Florida)	251
5. Aminah Vega (Duke)	223
6. Grace Jenkins (Arizona)	217
7. Jackie Lis (Texas Tech)	212
8. Katie Stewart (Texas)	210
9. Avery Parker (Indiana)	208
9. Haley Ahr (Marist)	208


MOST CAREER RBI (NCAA D1 HISTORY)

Player	RBI
1. Jenny Dalton (Arizona)	328
2. Jocelyn Alo (Oklahoma)	323
3. Leah Braatz (Arizona)	271
4. Laura Espinoza (Arizona)	315
5. Tiare Jennings (Oklahoma)	314
6. Sierra Romero (Michigan)	304
7. Stacey Nuvevan (UCLA)	299
8. Stacie Chambers (Arizona)	293
9. Christi Orgeron (Louisiana)	288
10. Reese Atwood (Texas)	281


- Atwood guided Texas to a 3-1 week, including a Cotton Holdings Lone Star Showdown series win vs. No. 15 Texas A&M on March 27-29. Atwood made several highlight-worthy plays behind the plate, including a no-look pickoff to third base against the Aggies on March 27.
- Atwood played flawless defense across four games, recording 22 putouts and three assists, throwing out two would-be base stealers and second and registering a no-look pickoff at third base.
- Offensively over the four-game stretch, Atwood slashed .385/.1.077/.429 with five hits, three home runs, four RBI, three runs scored, 14 total bases, one walk and one stolen base.
- At the Bevo Classic, Atwood became the program's all-time home run leader after hitting her 59th career home run in the win vs. Abilene Christian on Feb. 12 at McCombs Field.
- At the DeMarini Invitational on Feb. 20-22, Atwood hit at a .500 clip with six hits, three RBI, one home run, two doubles and six runs scored while accumulating a .917 slugging percentage and .571 on-base percentage.
- Atwood finished the Bevo Classic hitting .462 with six hits, eight runs scored, three home runs, two doubles, 13 RBI, 17 total bases, three walks, one HBP, a 1.308 slugging percentage and .556 on-base percentage.
- For the third time in her career, Atwood was named D1Softball's National Player of the Week on Feb. 10. Atwood also garnered the SEC's



Stewart was named SEC Player of the Year.



Goode was named to the SEC All-Tournament Team.



Martinez was named to the SEC All-Tournament Team.

Player of the Week on Feb. 9 following her stellar performance at the UTSA Invitational.

- Atwood started in all five of Texas' game at the UTSA Invitational on Feb. 6-8, helping the Longhorns go 4-1 with three top-25 victories, including a top-10 win vs. No. 9 Nebraska in Texas' season opener on Feb. 6. Atwood tied the program's career home run record after hitting her 58th vs. UTSA on Feb. 8.
- Across five games in San Antonio, Atwood slashed .500/1.063/.600 with three home runs, 10 RBI, eight hits, seven runs scored, three walks, one HBP, 17 total bases and one stolen base. Defensively, she recorded 23 putouts and one assist during her three games behind the plate and two at first base. The Sandia, Texas, native had four multi-hit games and three multi-RBI games. Atwood paced Texas in hits, RBI and slugging percentage and hit 6-for-9 with RISP. Atwood also reached base three-of-four times when leading off an inning.
- The Sandia, Texas, native became the first Longhorn with 20 or more home runs in back-to-back seasons and finished with a team-best 21 in 2025.
- Atwood led the nation with 89 RBI as a junior in 2025, which doubled as the second-most in program history, trailing her own record of 90 set in 2024.
- Atwood hit .393 with 13 doubles, 41 walks, a .504 on-base percentage, an .822 slugging percentage and a 1.326 OPS.
- The nation's top catcher, Atwood posted a .988 fielding percentage with 313 putouts, 18 assists and just four errors. Opponents did not risk running versus Atwood as she threw out four-of-seven would-be base stealers throughout 68 games this past season.
- Energized behind Atwood's bat in 2025, the Texas offense topped Division I with 630 base hits, finished second with 460 RBI and third with a .352 batting average and 486 runs scored. They also ranked inside the top-15 in doubles (9th / 99), home runs (9th / 94), slugging (10th / .583) and scoring (14th / 7.15).
- In early January, Atwood played with USA Softball at the Down Under Series vs. Australia in Brisbane, Australia, on

Dec. 31-Jan. 4.

POSTSEASON KAVAN

- Junior RHP Teagan Kavan (25-5) was the 2025 WCWS Most Outstanding Player.
- Kavan was named the MVP of the 2026 SEC Tournament on May 9.
- Kavan was selected to the SEC All-Tournament Team and received First-Team All-SEC praise last week. Kavan was also selected to the NFCA All-Central Region First Team.
- Kavan and Katie Stewart were both named top 25 finalists for USA Softball's Collegiate Player of the Year Award on April 29.
- Kavan has 595 career strikeouts, needing five strikeouts to eclipse 600 career Ks. Kavan would be just the fifth player in program history to hit 600 career strikeouts.
- Kavan was named to the All-America Second Team by D1Softball on May 26.
- Kavan twirled a five-hit shutout against No. 19 Arizona State to clinch a 5-0 win and Texas' third-straight WCWS berth on May 24. Kavan totaled five strikeouts vs. the Sun Devils.
- Kavan has tossed six complete-game shutouts this season, including two in the NCAA Tournament.
- With the shutout vs. Arizona State, Kavan amassed her seventh career shutout in an NCAA Tournament game, which ties Texas Tech's Nijaree Canady for most amongst active NCAA players.
- During the NCAA Austion Regional, Kavan went 2-0 in the circle with a 0.00 ERA across 12.0 IP. Kavan tossed two shutouts, including a complete game shutout vs. Baylor on May 17, and racked up 13 strikeouts. Kavan gave up just four base hits, issued one walk and held opponents to a .103 batting average.
- In Kavan's six appearances at the SEC Tournament and NCAA Austin Regional, she went 5-0 with a 1.12 ERA with 47 strikeouts across 37.2 IP. She has only given up six earned runs across 37.2.

- At the SEC Tournament, Kavan went 2-0 in the circle with a 1.88 ERA across 18.1 innings pitched. Kavan struck out 24 batters and limited opponents to a .188 average.
- In the SEC Tournament Championship game vs. second-seed Alabama on May 9, Kavan struck out 12 across 7.0 innings of work and curbed the Crimson Tide to just one run on three hits. Kavan's 12 strikeouts were the most by a pitcher in an SEC Tournament championship game since former Alabama pitcher Montana Fouts had 12 in 2021. Kavan worked Texas out of a bases-loaded jam with one out in the fourth inning, delivering back-to-back strikeouts to silence Alabama's momentum. Kavan has eight double-digit strikeout performances this season.
- Against Oklahoma on April 10, Kavan amassed her 500th career strikeout and became the sixth player in program history to accomplish that feat, joining Cat Osterman (2,265), Blaire Luna (1,428), Meagan Denny (988), Christa Williams (678) and Tiarra Davis (508).
- Over her three-year career on the Forty Acres, Kavan is 73-13 in the circle. Her 73 career victories rank third in program history behind Cat Osterman's 136 career wins and Blaire Luna's 112 career wins. Her 73 career wins are the most by a Texas pitcher during the Mike White era.
- In UT's regular season finale, Kavan twirled a 10-strikeout complete game in Texas' 4-1 victory vs. No. 7 Arkansas on May 2. She limited the Razorbacks to just one run on four hits.
- Kavan was named the SEC's Pitcher of the Week for the second time in her career on March 10. Previously this season, Kavan was named D1Softball's National Pitcher of the Week on Feb. 24 – her third career national honor from the publication. Texas has received two conference weekly honors this season. Reese

Atwood was tabbed SEC Player of the Week on Feb. 9.

- Against Texas State on March 25, Kavan shut the door on the Bobcats after tossing 3.1 scoreless innings of relief to earn the win. Kavan did not allow a hit and fanned five while working around two walks and a hit batter. The West Des Moines, Iowa, native took over in the circle in the bottom of the fourth with the bases loaded and two outs. Kavan then struck out Texas State's Keely Williams to get Texas out of the jam. Kavan controlled the Texas State offense after retiring eight of the next nine batters she faced.
- Against Ole Miss on March 13-15, Kavan went 2-0 in the circle. Kavan commanded in the circle, twirling a 12-strikeout, four-hitter in 7.0 IP in series opener vs. Ole Miss. Kavan's 12 strikeouts matched her then-season high set vs. Northern Illinois on Feb. 15. It was Kavan's seventh complete game and fourth double-digit strikeout effort of the season. The West Des Moines, Iowa, product tossed five scoreless frames before surrendering a solo home run in the top of the sixth. It was her ninth-straight appearance not allowing more than two runs. She carded her eighth complete game victory of the season after restraining the Rebels to three runs on eight hits with three strikeouts and two walks. Only one hit – a double – went for extra bases. After giving up two runs in the first, Kavan pitched three-consecutive 1-2-3 innings, retiring 10-straight batters.
- Kavan guided Texas to a road series sweep over No. 24 South Carolina to open league play on March 6-8 in Columbia, S.C. The West Des Moines, Iowa, native went 1-0 with a save in two appearances (one start) vs. the Gamecocks, recording a 0.88 ERA. Kavan surrendered just one earned run on six hits across 8.0 IP with seven strikeouts. Kavan did not give up an extra-base hit and held opponents to a .214 batting average.
- In the 4-2 series opening win vs. South Carolina on March 6, Kavan turned in her sixth complete game of the season in her five-strikeout effort.

Kavan gave up just one earned run on six hits across 7.0 IP. She worked around three walks and stranded six runners on the base paths. She registered two 1-2-3 frames.

- In Texas' 3-0 game two victory vs. the Gamecocks on March 7, Kavan and senior RHP Citlaly Gutierrez combined for a four-hit shutout to clinch the series. Kavan earned her first save of the season after entering the seventh in relief, retiring all three batters she faced with three strikeouts.
- At the Longhorn Invitational (Feb. 27-March 1) and a midweek vs. Southeastern Louisiana (Feb. 25), Kavan went 2-0 with a 1.08 ERA, 18 strikeouts and recorded a no-hitter vs. Incarnate Word on March 1.
- In Kavan's (8-0) 10-strikeout no-hitter vs. Incarnate Word, the West Des Moines, Iowa, native retired 18-of-19 batters faced. Kavan hit Incarnate Word's leadoff batter to begin the game in the top of the first but then retired 18-straight batters in her dominating effort in the circle. Kavan last threw an 11-strikeout, five-inning no-hitter in Texas' 8-0 win at Missouri on April 5, 2025. Kavan's two career no-hitters ties for seventh-most in program history. It also marked her third double-digit strikeout performance of the season. It was Kavan's second complete game shutout of the season and her first since blanking No. 25 Washington on Feb. 8.
- Kavan, who was named D1Softball's National Pitcher of the Week on Feb. 24, claimed her fourth win over the last six days in Texas' 7-2 midweek win over Southeastern Louisiana on Feb. 25. Kavan went the distance in her seventh start of the season, totaling eight punchouts and limiting Southeastern Louisiana to two runs on five hits. It was Kavan's fourth complete game of the season. Kavan twirled two scoreless innings before the Lions added two runs in the top of the third. The West Des Moines, Iowa, native kept Southeastern Louisiana off the board in the game's final four innings.
- Kavan was tabbed D1Softball's

National Pitcher of the Week on Feb. 24 following her successful weekend at the DeMarini Invitational on Feb. 20-22. It was her third career D1Softball National Pitcher of the Week honor after twice earning in during the 2025 season. Kavan was instrumental in Texas' 5-0 weekend at the DeMarini Invitational on Feb. 20-22 at Stanford after she went 3-0 in the circle vs. ranked competition, stretching the Longhorns' win streak to 12-consecutive games. Kavan twice beat No. 16 Arizona and defeated No. 10 Stanford on their home field. Across 16 innings against ranked foes, Kavan posted a 1.31 ERA with 19 strikeouts while checking opponents to just three earned runs on 10 hits. The West Des Moines, Iowa, product only allowed three extra-base hits with all three being doubles. Kavan held opponents to a .179 batting average.

- Texas cruised to its first win of the DeMarini Invitational on Feb. 20 behind Kavan's arm, taking down No. 16 Arizona, 12-2. Kavan went the distance and tossed a three-hit, 10-strikeout gem in the win against the Wildcats, marking her second-consecutive double-digit strikeout outing. Kavan did not allow an earned run and did not give up an extra-base hit across seven innings vs. Arizona. Kavan issued four walks and had four 1-2-3 frames. Kavan caught fire when she retired 10-consecutive batters beginning in the third inning and going until the bottom of the seventh.
- Kavan earned her second win of the day in Texas' 4-3 win vs. No. 10 Stanford on Feb. 20. Kavan got the rock in the third and twirled the remaining five innings. Kavan gave up one earned run on three hits, struck out four and worked around a walk. Kavan obtained her third victory of the weekend in Texas' 12-2 (five innings) win against No. 16 Arizona on Feb. 22. Kavan got the start and limited Arizona to two runs on four hits with five strikeouts in four innings of work. Kavan stranded runners at third in back-to-back innings in the second and third.

Kavan tossed three scoreless frames before Arizona broke through with two runs in the top of the fourth.

- Defensively, Kavan was rock solid and recorded three assists on three total chances for a perfect fielding percentage.
- Kavan turned in a season-high 12 strikeout gem as Texas recorded a 9-1 (6 inn.) victory against the Huskies on Feb. 15.
- In six innings of work, Kavan struck out a season-high 12 batters and issued zero walks. The West Des Moines, Iowa, native restricted Northern Illinois to five hits and zero earned runs. Kavan retired the first five batters she faced and had three 1-2-3 innings.
- During Texas' opening weekend at the UTSA Invitational on Feb. 6-8, Kavan went 2-0 with a 3.00 ERA across 11.2 innings pitched. She surrendered five earned runs on 11 hits while striking out 13. Kavan ended the weekend tossing a complete-game, three-hit shutout vs. No. 25 Washington. Against the Huskies, Kavan limited Washington to a season-low three hits and notched six strikeouts while working around three walks. The West Des Moines, Iowa, native registered a 1-2-3 frame in the second. Kavan and the defense stranded five Huskies and worked around runners in scoring position in the fifth and sixth.
- The NFCA Second-Team All-American and All-SEC First Team selection took the circle in 43 games, earning 33 starts and posting a 28-5 record with four saves in 2025.
- In 207.0 inning pitched in 2025, Kavan notched a 2.16 ERA (team-best), five shutouts (team-best), and 230 strikeouts against 788 hitters (.217 opponent batting average).
- Kavan was named the WCWS' Most Outstanding Player after not allowing an earned run over 31.2 innings pitched, the longest streak in WCWS history.
- Her six victories at the WCWS are

the most by a Longhorn in a program history.

- In 2025, Kavan made 18 appearances during SEC play, earning 14 starts while recording a 12-3 record with two saves and two shutouts. In 81.1 innings pitched during league play, Kavan tossed a team-best 92 strikeouts and forced opponents to a .217 batting average.
- Kavan threw a career-high 18 strikeouts in the win over Texas Tech in the Bevo Classic on Feb. 14, 2025, which tied for most by a pitcher under head coach Mike White.
- Kavan's six career wins at the WCWS are the most in program history.
- As a true freshman in 2024, Kavan was tabbed a finalist for the NFCA's Division I Freshman of the Year Award in addition to earning Freshman All-America distinction from D1Softball and Softball America. Kavan was also placed on the WCWS's All-Tournament Team. Kavan was named the Big 12's Freshman of the Year after leading all Longhorn pitchers with 20 wins and 135 strikeouts in a team-high 130.2 innings pitched.

DYNAMIC DUO

- Reese Atwood and Katie Stewart's career home run and RBI numbers are the most by a Longhorn duo.
- Atwood (73 home runs, 281 RBI) and Stewart (57 home runs, 210 RBI) have accounted for 130 home runs and 491 RBI.

FRESHMEN PHENOMS

- Several Longhorn freshmen have been staples in Texas' lineup this season.
- Freshman Jaycie Nichols has started in 56 games this season. Nichols is hitting at a .331 clip with 41 hits, 34 runs scored, three doubles, one home run and seven RBI. Nichols' 15 stolen bases are the second-most on the team. Nichols was named to the SEC All-Tournament team.
- RHP/DP Hannah Wells has solidified herself as a two-way star. She earned her first-ever SEC Freshman of the Week accolade on March 24.
- In the circle, Wells is 6-3 with a 3.11 ERA in 45.0 innings pitched. Wells is slashing .281/.680/.345 with 36 hits,

15 home runs and 39 RBI.

- Wells' 15 home runs are a program single-season record, surpassing the previous record of 13 set by Katie Stewart set in 2024.
- Wells hit a pinch hit solo home run in the bottom of the eighth vs. Oklahoma on April 12 to tie the game.
- In two starts vs. Baylor on March 21-22, Wells hit at a .500 clip with a 2.100 OPS, 1.500 slugging percentage, .600 on-base percentage, two hits, three RBI, one home run, one double, two runs scored, six total bases and one walk. In one start in the circle, Wells went 1-0 with a 1.75 ERA, four hits, one earned run, two strikeouts and did not allow a walk across 4.0 innings pitched.
- Wells was Texas' starting pitcher in its March 20 series opener vs. Baylor at McCombs Field. Wells made her fifth start and earned the win after going 4.0 innings in the circle against the Bears. The right hander allowed just one run on four hits while punching out two batters. Wells did not allow a walk and retired the first five batters she faced. Wells helped her own cause offensively and finished 1-for-2 at the plate with a solo home run and also drew a walk. Reese Atwood, Katie Stewart and Wells hit three-consecutive home runs in the fourth to tie the program record for most consecutive home runs. It was just the sixth time in program history that has happened.
- Starting as the Longhorns' designated player at Baylor on Saturday, March 21, Wells went 1-for-2 at the plate with a two-RBI double down the left field line in the second.
- Defensively, Wells recorded an assist and had a perfect fielding percentage (1.000 FLD).
- In the March 27 series opener vs. No. 15 Texas A&M, Wells drove in two runs, including the walk-off in the seventh, in her 1-for-4 night at the plate.
- Wells earned the victory in game two vs. the Aggies on March 28, going 5.2 innings in the circle, limiting Texas A&M to just two runs on seven hits while striking out three. Wells worked around three walks and two hit batters.

STEWIE CAN DO IT ALL

- Junior Katie Stewart, the SEC Player of the Year, was named a top 10 finalist for USA Softball's Collegiate Player of the Year on May 13. Stewart was also selected to the All-America First Team by Softball America and D1Softball, the NFCA All-Central Region First Team and the All-SEC First Team.
- The Frankfort, Ill., native continues to have a record-breaking season on the Forty Acres with a single-season program record 27 home runs. Stewart also leads the team in batting average (.436), RBI (72), slugging (.988), on-base percentage (.559), total bases (161), walks (42) and hit by pitch (5). Stewart ranks second on the team in hits (71) and runs scored (53). Stewart surpassed the previous single-season program record of 23 which was set by Reese Atwood in 2024.
- Her 57 career home runs are third-most in program history behind Taylor Hoagland's 58 and Reese Atwood's 73.
- In the series finale vs. Kentucky on April 25, Stewart broke the program's single-season home run record with her 24th of the season, surpassing Reese Atwood's previous record of 23 in 2024.
- Stewart's .408 batting average during conference play ranked second in the SEC, while she ranked fourth in both OBP and OPS during conference play. Stewart bashed the third-most home runs by an SEC player during league play (9) and drove in the fifth -most runs (24 RBI).
- Stewart hit the walk-off, two-run home run vs. Oklahoma on April 12 to salvage the series and give Texas an 8-6 win in eight innings. Stewart went 3-for-4 at the plate with three RBI and also reached via HBP. It was her third multi-home run game of the season and the fifth of her career.
- It was Texas' first walk-off victory against the Sooners since March 25, 2007, when former Longhorn Mikayla Padilla scored on an error. Stewart becomes the fifth Longhorn to walk-off Oklahoma. It's Texas' first walk-off home run vs. the Sooners.
- Stewart vs. Alabama on April 2-4: 3 GP/3 GS, .667 average, 1.667 slugging, .727 OBP, 2.394 OPS, 6 hits, 3 home runs, 4 RBI, 15 total bases, 3 runs scored, 2 walks, hit .667 with RISP, went 3-for-4 when leading off an inning, 26 putouts, 1 error, .963 fielding percentage.
- In the series vs. Ole Miss, Stewart hit .375 with three hits and three RBI.
- In Texas' SEC opening weekend at No. 24 South Carolina, Stewart slashed .500/.875/.636 and led the team in hits (4), RBI (3), home runs (1), total bases (7) and walks (3).
- At the DeMarini Invitational on Feb. 20-22, Stewart led UT with four home runs and 10 RBI.
- Stewart had another strong weekend at the Bevo Classic on Feb. 12-15, slashing .643/1.071/.667 with a team-high nine hits, one home run, three doubles, four RBI, six runs scored, three walks and one sacrifice fly.
- Stewart didn't miss a beat during Texas' opening weekend at the UTSA Invitational on Feb. 6-8. Across five games, Stewart hit .412 with seven hits, six RBI and a team-high four home runs. She posted a 1.176 slugging percentage and a .500 on-base percentage. She started two games at first base, two games at catcher and one at designated player.
- As a sophomore, Stewart slashed .381/.711/.455 with 75 hits, 17 home runs, 80 RBI and 54 runs scored, ranking second on the squad in doubles (14), home runs (17), RBI (80) and total bases (140). She also reached base 30 times via walk or hit by pitch.
- Stewart was named to the WCWS All-Tournament Team, the All-SEC Second Team and NFCA All-Central Region First Team as a sophomore. She became the second player in program history to drive in 70-or-more runs during a single season, joining Reese Atwood.
- Henry's 28 stolen bases (28-of-30) leads the SEC and ranks 22th in the country.
- Henry's 89 career stolen bases are the second-most in program history behind Brejae Washington's 130.
- Henry scored an SEC-best 28 times during conference play and also led the league with nine stolen bases.
- Henry's 33 hits during conference play ranked second in the SEC and her .398 batting average ranked fourth.
- Henry, along with Katie Stewart, has a team-high 23 multi-hit games, including eight games with 3+ hits.
- Henry powered Texas' offense in the sweep against Ole Miss and UT's midweek victory vs. East Texas A&M. Across four games, Henry slashed .600/.800/.692 with a 1.492 OPS, six hits, two doubles, eight RBI, three walks and four stolen bases. Henry hit .667 when leading off an inning and successfully advanced runners in all seven opportunities.
- In the 3-1 series opening win vs. Ole Miss on March 13, Henry paced Texas offensively with her 2-for-3, two-RBI performance. Henry stole second base twice.
- Had a multi-hit outing to clinch series vs. Ole Miss on March 14 after going 2-for-4 with an RBI, double and two runs scored at the leadoff spot.
- In series finale vs. Ole Miss on March 15, Henry starred offensively with a team-high three RBI and three runs scored after going 1-for-2 with two stolen bases, a double and walk.
- In midweek win vs. East Texas A&M on March 11, Henry reached in all three plate appearances after hitting an RBI single and reaching twice via walk.
- During UT's opening weekend at the UTSA Invitational, Henry started all five games in center field and played flawless defense with 11 putouts and one assist, including a double play vs. No. 25 Washington on Feb. 8.
- Henry compiled a .368/.526/.429 slash line with seven hits, eight runs scored, three doubles, three RBI, two walks and five stolen bases. Her five stolen bases tied for the third-most amongst P4 players on opening weekend.
- Henry started in 64 contests during the 2025 season, recording a .409 batting average (career-best and third-most on team), .553 slugging percentage, and .454 on-base percentage (career-best), logging 225 total bases and a 1.007 OPS. Henry registered a career-best 85 hits (third-most on team) and team-leading 72 runs, adding four home runs and 30 RBI in 208 official plate appearances.

NO FLY ZONE

- Kayden Henry, a junior outfielder from Dickinson, Texas, was selected to the All-SEC First Team and NFCA All-Central Region First Team.
- In the 2026 NCAA Tournament, Henry has taken her game to a whole other level. In six games, Henry is hitting a team-high .524 with a .905 slugging percentage and .565 on base percentage. Henry has tallied 11 hits, six RBI, six runs scored, two home runs, two doubles, 19 total bases, 1 walk, 1 HBP and two stolen bases.

GOODE IS GREAT

- In 55 starts at second base this season, Leighann Goode has compiled a

.367/.669/.467 slash line with 51 hits, 48 runs scored, 11 home runs, 37 RBI, 26 walks and six stolen bases. Goode was selected to the SEC All-Tournament Team.

- Responsible for 16 multi-hit games and nine multi-RBI games.
- Sports .969 fielding percentage and has helped UT turn 15 double plays.
- Goode posted her first career multi-home run game in the series opener vs. Alabama on April 2. Goode went 2-for-3 at the plate with both of her hits being home runs and drove in a team-high four runs. The San Antonio native drove in her fourth run on a sacrifice fly.
- At the Longhorn Invitational on Feb. 27-March 1 and against Southeastern Louisiana on Feb. 25, Goode slashed .545/.818.583 and played flawless defense at second. Against Incarnate Word on March 1, Goode finished with a season-high three hits (3-for-3, scoring twice while recording two doubles and reaching via walk.
- Goode had a stellar showing at the Bevo Classic on Feb. 15-18. Through five games, Goode hit .636 with seven hits, eight runs scored, two home runs, one double, eight RBI, 14 total bases, four walks, two stolen bases, a 1.273 slugging percentage and a .733 on-base percentage.
- Goode had a strong outing at the UTSA Invitational on Feb. 6-8, slashing .500/1.100/.615 with five hits, six runs, two home runs, four RBI and four walks. Defensively, she had a perfect fielding percentage with four putouts and four assists.
- As a junior in 2025, Goode played in and started a career-high 66 games and swung .295 with a .530 slugging percentage, and .350 on-base percentage. She drilled a career-high in both home runs (10) and RBI (43) and registered a .939 fielding mark and career-best 124 assists, highlighted by six in NCAA Super Regional against Clemson (5/24).

VIVI'S RETURN

- After missing the entire 2025 season due to injury, shortstop Viviana Martinez played for the first time since 2024 at the UTSA Invitational on opening weekend.
- In 53 starts, Martinez is hitting at a .387 clip - the third-highest on the team.
- Martinez battled in an epic 17-pitch at bat in Game 3 vs. No. 19 Arizona State on May 24, ripping an RBI triple down the right field line to cushion the Texas lead, 3-0.
- Martinez excelled during conference play with a .397 batting average which ranked

fifth in the league.

- Martinez, who was selected to the SEC All-Tournament Team, walked off ninth-seeded Georgia in the SEC Tournament Semifinals with her single up the middle in the bottom of the seventh to plate Jaycie Nichols for the 5-4 victory.
- Martinez earned her first career SEC Player of the Week honor on April 21 after helping Texas win its series at No. 13 Georgia. In three starts, Martinez hit .700 with team-highs in hits (7), slugging percentage (.700), on-base percentage (.727) and OPS (1.427) to go along with three RBI, two runs scored and a walk. Martinez anchored the Texas defense at short with six putouts and four assists with no errors. Martinez went 3-for-3 (1.000) when leading off an inning.
- In the rubber match against Georgia, Martinez provided a spark in the top of the eighth inning with a two-strike, leadoff single through the left side for her fourth hit of the night and to put the go-ahead run on base for the Horns. Following Martinez, senior second baseman Leighann Goode hit the go-ahead two-run home run to seal the series over the Bulldogs. Martinez finished the season finale with a 4-for-4 performance at the plate, matching her season high that was set against Texas A&M on March 27. Martinez went 2-for-3 at the dish with two RBI and a walk in UT's 7-5 come-from-behind win in the series opener on April 18. In game two vs. Georgia, Martinez peppered an RBI single and drew a walk.
- Martinez shined offensively for the Horns during their four-game stretch against No. 15 Texas A&M and Texas State: 4 GP/4 GS, 7 hits, 8 RBI, 2 home runs, 3 doubles, 4 runs scored, .583 average, 1.333 slugging percentage, .643 on-base percentage, 16 total bases, 1.976 OPS, 1 walk, 1 HBP, 1-for-1 on stolen bases, hit 2-for-2 when leading off an inning, hit .667 with RISP, 9 putouts, 3 assists, 1 E.
- During Texas' SEC opening weekend at No. 24 South Carolina, Martinez hit .333 with a .500 slugging percentage and a .556 on-base percentage, recording two hits, one double, one RBI, two walks, one sac bunt and reached once via HBP.
- At the DeMarini Invitational, Martinez hit .500 with five hits, two doubles, one run, one RBI and a walk. Martinez collected a .700 slugging percentage and a .583 on-base percentage.
- At the Bevo Classic on Feb. 12-15, Martinez hit .333 across four games with two hits, five RBI, two runs scored, a sacrifice fly, three walks and a .500 on-base percentage.
- During the UTSA Invitational on Feb. 6-8, Martinez put up a .357/.500/.375 slash line with five hits, three runs scored, seven RBI, two doubles, one walk and one stolen base. She played flawless defense at short with four putouts and three assists.

- A junior from Tolleson, Ariz., Martinez is an All-America talent after receiving All-America Second Team praise from D1Softball as a sophomore in 2024. As a sophomore, Martinez was also placed on the Big 12's Second Team and the NFCA's All-Central Region Second Team.
- In 2024, Martinez hit at a career-best .376 clip with 70 hits, 46 runs, 18 doubles, three triples, five home runs, 52 RBI, .586 slugging percentage, 14 walks and .431 on-base percentage. She also sported a .932 fielding percentage with 74 putouts and 132 assists.

POWER TO THE PORTAL

- Texas added three players via the transfer portal for the 2026 season. Kaiah Altmeyer (Arizona), Taylor Anderson (Oklahoma State) and Brenlee Gonzales (Texas Tech) are looking to contribute to the Longhorns this season.
- The Horns added senior outfielder Kaiah Altmeyer to the fold. Altmeyer transferred to Texas from Arizona after a three-year career with the Wildcats. Altmeyer brings a wealth of experience to the Forty Acres after starting in 113 games for Arizona from 2023-25, holding a .355/.548/.484 career slash line with 114 hits, 90 runs scored, 91 RBI and 39 extra-base hits, including 10 home runs. Starting in 105 games in the outfield across three seasons, she sports a .947 fielding percentage with 123 putouts and three assists. As a junior in 2025, she started in all 61 games for the Wildcats, split between 44 starts in right field and 17 starts in left field. She played an integral role in Arizona's offense, carrying a 1.053 OPS with a .365/.575 /.478 slash line and ranking second on the team with 66 hits and 42 walks. In addition, she was third on the team in RBI (55), on-base percentage (.478) and multi-hit games (16). Her six stolen bases (6-of-8) were the fourth-most on the team. She earned Arizona's first-ever Big 12 Player of the Week honor on Feb. 11 following her standout performance at the Candrea Classic, where she posted a .667 batting average, five doubles and a 1.000 slugging percentage. Altmeyer also led Arizona with seven walks and a .773 on-base

percentage during the tournament. The right fielder walked off then-No. 11 Alabama with a three-run double to secure the run-rule victory for Arizona.

- Anderson, a utility player, played her freshman season at Oklahoma State in 2024. The Dripping Springs, Texas, product appeared in 43 games with five starts at OSU in 2024. She hit .250 with a .438 slugging percentage and .368 on-base percentage in 16 at-bats, totaling four hits, 16 runs scored, one home run, two RBI and three walks. A top-option on the base path for the Cowgirls, she was successful on four of her six stolen base attempts. She earned her first career start in left field against BYU on March 22, 2024, and launched a solo home run – her first career home run. In the rubber match against the Cougars on March 23, 2024, she went 2-for-2 at the plate with two runs scored while drawing a walk, reaching base on all three plate appearances.
- Gonzales, a sophomore LHP who transferred in from Texas Tech appeared in 12 games with one start as a true freshman in 2025. A native of Aledo, Texas, she posted a 2.84 ERA in 12.1 innings of work with 12 strikeouts to go along with a 2-0 record. She held opponents to just a .245 batting average and surrendered only four extra-base hits – all doubles. She notched her first collegiate win vs. Penn State (Feb. 7) at the NFCA Leadoff Classic, shutting the door in the final 1.1 frames with two punchouts. She also possesses a perfect fielding percentage (1.000) with two assists.

LEADING THE PACK DURING SEC PLAY

- Texas finished SEC play hitting a conference-best .318 (tied for best with Oklahoma and Georgia).
- Texas' 212 hits during league play lead all teams. The Longhorns 33 home runs ranked third.

PRESEASON NO. 1

- In three of four major softball polls, Texas was voted as the preseason No. 1 team in the nation.
- The NFCA and D1Softball polls both had UT as the outright No. 1 preseason team while the ESPN/USA Softball poll had Texas tied for the No. 1 spot with Texas Tech.
- Softball America placed Texas as the preseason No. 2 team.
- In the NFCA/GoRout Coaches Poll,

Texas checked in as the preseason No. 1 team for the second-consecutive season.

The Longhorns collected 21 first-place votes (764 total points).

- Texas debuted as No. 1 (tied with Texas Tech) in the ESPN/USA Softball preseason poll, which marks the program's highest ranking in that poll.
- Texas' preseason No. 1 ranking in the D1Softball poll also doubled as the highest preseason ranking by that outlet.

CHAMPIONSHIP EXPERIENCE

- 13 players on this year's roster were a part of Texas' 2025 WCWS National Championship team: Adayah Wallace, Kaydee Bennett, Ashton Maloney, Shyllien Brister, Victoria Hunter, Reese Atwood, Teagan Kavan, Katie Stewart, Kayden Henry, Viviana Martinez, Cambria Salmon, Leighann Goode and Citlaly Gutierrez.

50 BURGERS

- For the first time in program history, Texas posted back-to-back 50 win seasons after recording a program-record 56 victories (56-12 overall) in 2025 and 55 in 2024 (55-10). Since the program's inception in 1997, UT has five 50-win seasons throughout history: 2025, 2024, 2013, 2006 and 2002.

TEXAS SOFTBALL



#0 - CAIGAN CRABTREE FRESHMAN | INFIELD | MELISSA, TEXAS

CAREER HIGH'S

Hits
1, twice, last vs. Syracuse (2/13/26)

RBIs
1, three times, last vs. Arizona (2/22/26)

Runs
1, at UTSA (2/8/26)

Doubles
-

Triples
-

Home Runs
1, at UTSA (2/8/26)

Walks
-

Stolen Bases
-

Hit Streak
-

2026 SEASON HIGH'S

Hits
1, twice, last vs. Syracuse (2/13/26)

RBIs
1, three times, last vs. Arizona (2/22/26)

Runs
1, at UTSA (2/8/26)

Doubles
-

Triples
-

Home Runs
1, at UTSA (2/8/26)

Walks
-

Stolen Bases
-

Hit Streak
2 (from 2/8/26 at UTSA to 2/13/26 vs. Syracuse)

CRABTREE'S CAREER STATS

Year	AVG	GP-GS	AB	R	H	2B	3B	HR	RBI	TB	SLG%	BB	HBP	SO	OB%	SF	SH	SB-ATT	PO	A	E	FLD %
2026	.167	11-0	12	1	2	0	0	1	3	5	.417	0	0	2	.167	0	0	0-0	1	4	0	1.000
TOTAL	.167	11-0	12	1	2	0	0	1	3	5	.417	0	0	2	.167	0	0	0-0	1	4	0	1.000



#3 - MATAIA LAWSON FRESHMAN | INF | TINLEY PARK, ILL.

CAREER HIGH'S

Hits
2, three times, last at St. Bonaventure (2/28/26)

RBIs
3, twice, last at Santa Clara (2/21/26)

Runs
2, twice, last at Santa Clara (2/21/26)

Doubles
1 vs. Southeastern Louisiana (2/20/26)

Triples
1 vs. Arizona (2/20/26)

Home Runs
1, twice, last at Santa Clara (2/21/26)

Walks
1 vs. Washington (2/8/26)

Stolen Bases
1, three, last at last at St. Bonaventure (2/28/26)

Hit Streak
3 (from 2/25/26 vs. Southeastern Louisiana to 2/28/26 vs. St. Bonaventure)

2026 SEASON HIGH'S

Hits
2, three times, last at St. Bonaventure (2/28/26)

RBIs
3, twice, last at Santa Clara (2/21/26)

Runs
2, twice, last at Santa Clara (2/21/26)

Doubles
1 vs. Southeastern Louisiana (2/20/26)

Triples
1 vs. Arizona (2/20/26)

Home Runs
1, twice, last at Santa Clara (2/21/26)

Walks
1, twice last vs. South Carolina (3/8/26)

Stolen Bases
1, three, last at last at St. Bonaventure (2/28/26)

Hit Streak
3 (from 2/25/26 vs. Southeastern Louisiana to 2/28/26 vs. St. Bonaventure)

LAWSON'S CAREER STATS

Year	AVG	GP-GS	AB	R	H	2B	3B	HR	RBI	TB	SLG%	BB	HBP	SO	OB%	SF	SH	SB-ATT	PO	A	E	FLD %
2026	.269	25-14	52	7	14	1	1	2	14	23	.442	2	2	6	.321	0	0	3-3	7	7	2	.875
2026	.269	25-14	52	7	14	1	1	2	14	23	.442	2	2	6	.321	0	0	3-3	7	7	2	.875

TEXAS SOFTBALL



#4 - ADAYAH WALLACE JUNIOR | OUTFIELDER | PLANO, TEXAS

CAREER HIGH'S

Hits
2, at Texas Tech (5/4/24)

RBIs
2, vs. Colorado State (2/21/25)

Runs
1, 43 times, last vs. last vs. Arizona (2/22/26)

Doubles
-

Triples
-

Home Runs
-

Walks
1 vs. Syracuse (2/13/26)

Stolen Bases
1, 13 times, last vs. Oklahoma (5/31/25)

Hit Streak
-

2026 SEASON HIGH'S

Hits
1, vs Ole Miss (3/15/26)

RBIs
-

Runs
1, 15 times, last vs. Arizona State (5/24/26)

Doubles
-

Triples
-

Home Runs
-

Walks
1 vs. Syracuse (2/13/26)

Stolen Bases
-

Hit Streak
-

WALLACE'S CAREER STATS

Year	AVG	GP-GS	AB	R	H	2B	3B	HR	RBI	TB	SLG%	BB	HBP	SO	OB%	SF	SH	SB-ATT	PO	A	E	FLD %
2024	.500	46-0	4	23	2	0	0	0	1	2	.500	0	0	2	.500	0	0	6-7	0	0	0	.000
2025	.125	45-2	8	13	1	0	0	0	2	1	.125	0	0	3	.125	0	0	7-8	3	1	0	1.000
2026	.250	36-0	4	16	1	0	0	0	0	1	.250	1	0	1	.400	0	0	1-2	0	0	0	.000
TOTAL	.250	127-2	16	52	4	0	0	0	3	4	.250	1	0	6	.294	0	0	14-17	3	1	0	1.000



#5 - KAYDEE BENNETT SENIOR | INFIELDER | CADDO MILLS, TEXAS

CAREER HIGH'S

Hits
3, nine times, last at Mizzou (5/4/25)

RBIs
3, twice, last at Michigan (5/17/25)

Runs
3, vs. Akron (2/17/24)

Doubles
2, vs. CSUN (3/4/23)

Triples
2, vs. Houston Christian (2/16/24)

Home Runs
2, twice, last at Michigan (5/17/25)

Walks
3, vs. Seattle (3/22/24)

Stolen Bases
2, four times, last vs. South Dakota (2/24/24)

Hit Streak
14, (3-17-23 vs. Nicholls to 4-11-23 vs. Houston Christian)

2026 SEASON HIGH'S

Hits
2, twice last at Alabama (4/3/26)

RBIs
2, three times, last vs. Ole Miss (5/7/26)

Runs
1, ten times, last vs. Oklahoma (4/12/26) (3/1/26)

Doubles
1, twice last vs. Ole Miss (5/7/26)

Triples
-

Home Runs
1 at Baylor (3/21/26)

Walks
1, five time, last vs Oklahoma (4/11/26)

Stolen Bases
1, four times, last vs. Arizona (2/22/26)

Hit Streak
2 (from 2/15/26 vs. Northern Illinois to 2/20/26 vs. Arizona)

BENNETT'S CAREER STATS

Year	AVG	GP-GS	AB	R	H	2B	3B	HR	RBI	TB	SLG%	BB	HBP	SO	OB%	SF	SH	SB-ATT	PO	A	E	FLD %
2023*	.320	45-44	122	20	39	4	0	0	6	43	.352	11	3	18	.390	0	3	18-0	83	63	6	.961
2024^	.425	48-48	146	41	62	9	5	4	14	93	.637	20	3	11	.500	1	0	15-17	79	85	9	.948
2025	.250	65-64	148	28	37	5	1	2	15	50	.338	18	1	27	.333	1	2	10-14	60	89	13	.920
2026	.271	37-13	48	10	13	1	0	1	9	17	.354	5	0	9	.340	0	0	4-5	17	2	2	.864
TOTAL	.325	195-169	464	99	151	19	6	7	44	203	.438	54	7	65	.402	2	4	47-36	239	239	30	.939

*at Texas A&M - Commerce5^at Abilene Christian

TEXAS SOFTBALL



USA Softball Collegiate Player of the Year watch list

#7 - ASHTON MALONEY R-SENIOR | OUTFIELDER | LIBERTY, MISSOURI

CAREER HIGH'S

Hits
4, twice, last vs. Nicholls (4/25/24)

RBIs
4, at UTA (3/8/23)

Runs
3, four times, last vs. Northwestern (5/19/24)

Doubles
2, at UTA (3/8/23)

Triples
1, four times, last vs. Boise State (2/21/26)

Home Runs
-

Walks
2, four times, last vs. Abilene Christain (2/12/26)

Stolen Bases
2, vs. St. John's (2/8/25)

Hit Streak
14 (from 2-7-25 vs. Longwood to 2-22-25 vs. UC Davis)

2026 SEASON HIGH'S

Hits
3, twice, last at Alabama (4/2/26)

RBIs
2, four time, last at. Alabama (4/2/26)

Runs
2, five times, last vs. Wisconsin (5/16/26)

Doubles
1, six times, last vs. Georgia (5/8/26)

Triples
1, three times, last at Kentucky (4/24/26)

Home Runs
-

Walks
2, twice, last vs. East Texas A&M (3/11/26)

Stolen Bases
1, nine times, last vs. Baylor (5/17/26)

Hit Streak
5 (from 2-6-26 vs. Nebraska to 2-8-26 at UTSA)

MALONEY'S CAREER STATS

Year	AVG	GP-GS	AB	R	H	2B	3B	HR	RBI	TB	SLG%	BB	HBP	SO	OB%	SF	SH	SB-ATT	PO	A	E	FLD %
2022	REDSHIRTED - INJURY																					
2023	.382	60-58	152	28	58	3	1	0	17	63	.414	10	0	14	.415	2	1	5-8	66	3	5	.932
2024	.381	63-63	160	44	61	3	0	0	18	64	.400	15	0	11	.429	2	4	10-12	49	1	1	.980
2025	.415	68-68	224	62	93	10	2	0	23	107	.478	17	3	23	.456	4	4	11-12	53	0	0	1.000
2026	.305	57-57	151	35	46	6	3	0	13	58	.384	19	2	15	.390	0	0	9-9	39	7	1	.979
TOTAL	.376	248-246	687	169	258	22	6	0	71	292	.425	61	5	63	.426	10	8	35-41	207	11	7	.969



#9 - ALISA SNEED FRESHMAN | OF | CONROE, TEXAS

CAREER HIGH'S

Hits
2, at UTSA (2/8/26)

RBIs
2, vs. Ohio State (2/15/26)

Runs
2, vs. Ohio State (2/13/26)

Doubles
2, at UTSA (2/8/26)

Triples
-

Home Runs
1, vs. St. Bonaventure (2/28/26)

Walks
1, twice, last vs. Arizona (2/20/26)

Stolen Bases
1, twice, last vs. Arizona (2/20/26)

Hit Streak
3 (from 2-3-26 vs. Ohio State to 2-15-26 vs. Ohio State)

2026 SEASON HIGH'S

Hits
2, at UTSA (2/8/26)

RBIs
2, vs. Ohio State (2/15/26)

Runs
2, vs. Ohio State (2/13/26)

Doubles
2, at UTSA (2/8/26)

Triples
-

Home Runs
1, vs. St. Bonaventure (2/28/26)

Walks
1, four times, last vs. Wisconsin (5/16/26)

Stolen Bases
1, three times, last vs. Ole Miss (3/14/26)

Hit Streak
3 (from 2-3-26 vs. Ohio State to 2-15-26 vs. Ohio State)

SNEED'S CAREER STATS

Year	AVG	GP-GS	AB	R	H	2B	3B	HR	RBI	TB	SLG%	BB	HBP	SO	OB%	SF	SH	SB-ATT	PO	A	E	FLD %
2026	.236	35-16	55	11	13	4	0	1	8	20	.364	4	3	11	.323	0	0	2-3	25	5	2	.938
TOTAL	.236	35-16	55	11	13	4	0	1	8	20	.364	4	3	11	.323	0	0	2-3	25	5	2	.938

TEXAS SOFTBALL



#11 - SHYLIEN BRISTER SOPHOMORE | INFIELD | HOUSTON, TEXAS

CAREER HIGH'S

Hits
2, vs. Tulsa (2/9/25)

RBIs
2, vs. Colorado State (2/28/25)

Runs
1, seven times, last vs. Eastern Illinois (5/16/25)

Doubles
1, vs. Abilene Christian (2/28/25)

Triples
-

Home Runs
-

Walks
1, four times, last vs. Dayton (3/10/25)

Stolen Bases
-

Hit Streak
2, twice (last from 3-25-25 vs. Stephen F. Austin to 3-30-25 at Mississippi State)

2026 SEASON HIGH'S

Hits

RBIs

Runs

Doubles

Triples

Home Runs

Walks

Stolen Bases

Hit Streak
2, twice (last from 3-25-25 vs. Stephen F. Austin to 3-30-25 at Mississippi State)

BRISTER'S CAREER STATS

Year	AVG	GP-GS	AB	R	H	2B	3B	HR	RBI	TB	SLG%	BB	HBP	SO	OB%	SF	SH	SB-ATT	PO	A	E	FLD %
2025	.216	28-9	37	7	8	1	0	0	5	9	.243	4	1	2	.295	2	1	0-0	17	25	1	.977
2026	.000	0-0	0	0	0	0	0	0	0	0	.000	0	0	0	.000	0	0	0-0	0	0	0	.000
TOTAL	.216	28-9	37	7	8	1	0	0	5	9	.243	4	1	2	.295	2	1	0-0	12	25	1	.977



#12 - VICTORIA HUNTER JUNIOR | INFIELD | HOUSTON, TEXAS

CAREER HIGH'S

Hits
2, twice, last vs. Kentucky (5/1/25)

RBIs
4, twice, last vs. Kentucky (5/1/24)

Runs
2, twice, last at Colorado State (2/21/25)

Doubles
1, three times, last vs. South Florida (3/2/25)

Triples
1, vs. San Diego (2/10/24)

Home Runs
1, nine times, last vs. Kentucky (5/2/25)

Walks
1, 23 times, last vs. Boise State (2/21/26)

Stolen Bases
-

Hit Streak
4, twice (last from 4-26-25 at Oklahoma to 5-2-25 vs. Kentucky)

2026 SEASON HIGH'S

Hits
1, six times, last vs. Arizona State (5/23/26)

RBIs
2, vs. Arizona State (5/23/26)

Runs
2, at Syracuse (2/13/26)

Doubles
1 vs. Wagner (5/15/26)

Triples
-

Home Runs
1, twice last vs. Arizona State (5/23/26)

Walks
1, six times, last vs. Arkansas (5/2/26)

Stolen Bases
-

Hit Streak
4 (from 4-26-25 at Oklahoma to 5-2-25 vs. Kentucky)

HUNTER'S CAREER STATS

Year	AVG	GP-GS	AB	R	H	2B	3B	HR	RBI	TB	SLG%	BB	HBP	SO	OB%	SF	SH	SB-ATT	PO	A	E	FLD %
2024	.385	36-3	39	9	15	2	1	4	17	31	.795	8	4	7	.529	0	0	0-0	6	0	0	1.000
2025	.230	37-20	61	12	14	2	0	5	15	31	.508	11	6	10	.388	2	0	0-0	1	0	1	.500
2026	.269	25-3	26	6	7	1	0	2	6	14	.538	6	0	7	.406	0	0	0-0	1	0	0	1.000
TOTAL	.286	98-26	126	27	36	5	1	11	38	76	.603	25	10	24	.436	2	0	0-0	8	0	1	.889



#13 - HANNAH WELLS FRESHMAN | RHP/UT | COAHOMA, TEXAS

2026 SEASON HIGH'S

Innings Pitched
5.2, twice, last vs. Texas A&M (3/28/26)

Strikeouts
7, vs. Wagner (5/15/26)

Scoreless Inn. Streak
10.2 (from 2/8/26 at UTSA to 2/15/26 vs. Ohio State)

2026 SEASON HIGH'S

Hits
2, eight times, last vs. Wagner (5/15/26)

RBIs
3, five times, last at Georgia (4/18/26)

Runs
2, twice last at Kentucky (4/24/26)

Doubles
1, six times, last at Kentucky (4/24/26)

Triples
-

Home Runs
1, 15 times, last vs Arizona State (5/22/26)

Walks
2, three last vs. Ole Miss (5/7/26)

Stolen Bases
-

Hit Streak
3, (last from 3-1-26 vs. Incarnate word to 3-8-26 at South Carolina)

WELLS CAREER STATS (BATTING)

Year	AVG	GP-GS	AB	R	H	2B	3B	HR	RBI	TB	SLG%	BB	HBP	SO	OB%	SF	SH	SB-ATT	PO	A	E	FLD %
2026	.281	52-46	128	23	36	6	0	15	39	87	.680	12	0	24	.345	0	0	0-0	39	12	2	.962
TOTAL	.281	52-46	128	23	36	6	0	15	39	87	.680	12	0	24	.345	0	0	0-0	39	12	2	.962

Year	ERA	W-L	App	GS	CG	SHO	SV	IP	H	R	ER	BB	SO	2B	3B	HR	BF	B/Avg	WP	HBP	SFA	SHA
2026	3.11	6-3	19	8	1	1/0	1	45.0	42	24	20	19	39	5	0	4	197	.188	3	4	0	0
TOTAL	3.11	6-3	19	8	1	1/0	1	45.0	42	24	20	19	39	5	0	4	197	.188	3	4	0	0



#14 - REESE ATWOOD SENIOR | CATCHER / DESIGNATED PLAYER | SANDIA, TEXAS

CAREER HIGH'S

Hits
4, twice, last vs. Eastern Illinois (5/16/25)

RBIs
9, at Texas Tech (5/4/24)

Runs
3, five times, last vs. Texas Tech (2/16/25)

Doubles
2, twice, last at Lamar (2/8/25)

Triples
1, twice, last vs. Maryland (3/20/24)

Home Runs
2, five times, last at Texas Tech (5/5/24)

Walks
3, twice, last vs. Ole Miss (3/8/25)

Stolen Bases
2, vs. UMass (2/15/25)

Hit Streak
11 (4-20-24 at Kansas to 5-10-24 vs. Baylor)

2026 SEASON HIGH'S

Hits
3, twice last at Georgia (4/18/26)

RBIs
6, vs. Ohio State (2/13/26)

Runs
2, thirteen times, last vs. Wisconsin (5/16/26)

Doubles
2 vs. Syracuse (2/13/26)

Triples
-

Home Runs
2 vs. Ohio State (2/13/26)

Walks
2, vs. Southeastern Louisiana (2/26/26)

Stolen Bases
1, twice last vs Texas A&M (3/28/26)

Hit Streak
6 (from 2/20/26 at Stanford to 2/28/26 vs. St. Bonaventure)

ATWOOD'S CAREER STATS

Year	AVG	GP-GS	AB	R	H	2B	3B	HR	RBI	TB	SLG%	BB	HBP	SO	OB%	SF	SH	SB-ATT	PO	A	E	FLD %
2023	.291	58-56	172	26	50	8	0	11	43	91	.529	3	3	29	.313	1	0	1-1	266	20	4	.986
2024	.423	65-65	189	44	80	12	1	23	90	163	.862	26	11	20	.500	8	0	1-2	185	13	7	.966
2025	.393	68-68	191	60	75	13	3	21	89	157	.822	41	6	24	.504	4	0	6-7	313	8	4	.988
2026	.337	58-57	169	45	57	8	0	18	59	119	.704	24	4	28	.425	3	0	2-3	321	19	2	.994
TOTAL	.363	249-246	721	175	262	41	4	73	281	530	.735	94	24	101	.444	16	0	10-12	1085	70	17	.985

TEXAS SOFTBALL



#17 - TEAGAN KAVAN JUNIOR | RIGHT-HANDED PITCHER | WEST DES MOINES, IOWA

CAREER HIGH'S

Innings Pitched _____ 9.0, vs. Texas Tech (2/14/25)
Strikeouts _____ 18, vs. Texas Tech (2/14/25)
Scoreless Inn. Streak _____ 25.1, (2-16-24 vs. Stanford to 3-4-24 vs. Penn State)

2026 SEASON HIGH'S

Innings Pitched _____ 8.0 at Georgia (4/20/26)
Strikeouts _____ 13, last vs. Oklahoma (4/10/26)
Scoreless Inn. Streak _____ 12.1 (from 2/25/26 vs. Southeastern Louisiana to 3/6/26 at South Carolina)

- Preseason All-SEC
- USA Softball Collegiate Player of the Year watch list
- Preseason All-American (DI Softball, Softball America)

KAVAN'S CAREER STATS

Year	AVG	GP-GS	AB	R	H	2B	3B	HR	RBI	TB	SLG%	BB	HBP	SO	OB%	SF	SH	SB-ATT	PO	A	E	FLD %
2024	.000	31-24	0	0	0	0	0	0	0	0	.000	0	0	0	.000	0	0	0-0	1	17	0	1.000
2025	.000	43-33	0	0	0	0	0	0	0	0	.000	0	0	0	.000	0	0	0-0	3	6	0	.000
2026	.000	39-32	0	0	0	0	0	0	0	0	.000	0	0	0	.000	0	0	0-0	1	23	1	.960
TOTAL	.000	113-89	0	0	0	0	0	0	0	0	.000	0	0	0	.000	0	0	0-0	5	79	1	.988

Year	ERA	W-L	App	GS	CG	SHO	SV	IP	H	R	ER	BB	SO	2B	3B	HR	BF	B/Avg	WP	HBP	SFA	SHA
2024	2.20	20-3	31	24	9	6/2	4	130.2	83	44	41	46	135	14	1	14	542	.175	5	17	0	6
2025	2.16	28-5	43	33	18	5/2	4	207.0	171	82	64	54	230	16	0	16	869	.217	12	18	4	4
2026	2.47	25-5	39	32	17	6/0	3	195.1	164	83	64	56	230	32	0	20	811	.205	2	5	2	2
TOTAL	2.29	73-13	113	89	44	17/4	11	533.0	418	209	169	156	595	62	1	50	2222	.201	19	40	6	12



#20 - KATIE STEWART JUNIOR | CATCHER / INFIELD | FRANKFORT, ILL.

CAREER HIGH'S

Hits _____ 4, twice last vs. Kentucky (5/2/25)
RBIs _____ 6, at Texas Tech (5/4/24)
Runs _____ 3, five times, last at Michigan (5/17/25)
Doubles _____ 2, twice, last vs. LSU (4/18/25)
Triples _____ -
Home Runs _____ 2, three times, last at vs. East Texas A&M (3/11/26)
Walks _____ 3, twice, last at Texas Tech (5/3/24)
Stolen Bases _____ 2, vs. Tulsa (2/9/25)
Hit Streak _____ 14 (from 2/6/26 vs. Nebraska to 2/21/26 at Santa Clara)

2026 SEASON HIGH'S

Hits _____ 3, five times last vs. Alabama (5/9/26)
RBIs _____ 5 vs. East Texas A&M (3/11/26)
Runs _____ 3, vs. Abilene Christain (2/12/26)
Doubles _____ 2, vs. Abilene Christain (2/12/26)
Triples _____ -
Home Runs _____ 2, four last vs Baylor (5/17/26)
Walks _____ 3, vs. Southeastern Louisiana (2/25/26)
Stolen Bases _____ 1 at Kentucky (4/26/26)
Hit Streak _____ 14 (from 2/6/26 vs. Nebraska to 2/21/26 at Santa Clara)

- Preseason All-SEC
- USA Softball Collegiate Player of the Year watch list
- Preseason All-American (DI Softball, Softball America)

STEWART'S CAREER STATS

Year	AVG	GP-GS	AB	R	H	2B	3B	HR	RBI	TB	SLG%	BB	HBP	SO	OB%	SF	SH	SB-ATT	PO	A	E	FLD %
2024	.369	62-60	168	50	62	13	0	13	58	114	.679	38	3	36	.488	2	0	4-4	347	8	6	.983
2025	.381	68-68	197	54	75	14	0	17	80	140	.711	23	7	36	.455	4	1	3-8	142	41	8	.958
2026	.436	58-58	163	53	71	9	0	27	72	161	.988	42	5	32	.559	1	0	1-2	365	10	6	.984
TOTAL	.394	188-186	528	157	208	36	0	57	210	415	.786	103	15	104	.499	7	1	8-14	854	59	20	.979

TEXAS SOFTBALL



#21 - KAYDEN HENRY JUNIOR | OUTFIELDER | DICKINSON, TEXAS

CAREER HIGH'S

Hits
4, vs. Stephan F. Austin (3/25/25)

RBI's
4, vs. Stanford (2/16/24)

Runs
4, vs. Nebraska (2/6/26)

Doubles
2, six times, last at Baylor (3/21/26)

Triples
2, at Lamar (2/8/25)

Home Runs
2, vs. Stanford (2/16/24)

Walks
3, twice last, vs. Ohio State (2/13/26)

Stolen Bases
3, twice, last vs. Stephan F. Austin (3/25/25)

Hit Streak
12 (from 3/7/26 at South Carolina to 3/29/26 vs Texas A&M)

2026 SEASON HIGH'S

Hits
3, six times, last at Kentucky (4/26/26)

RBI's
4, three, last vs. Winconsin (5/16/26)

Runs
4, twice, last vs. Ohio State (2/13/26)

Doubles
2, four times, last vs. Texas A&M (3/29/26)

Triples
1, twice, last vs. Baylor (3/20/26)

Home Runs
1, eight times, last vs. Baylor (5/17/26)

Walks
3, vs. Ohio State (2/13/26)

Stolen Bases
2, seven times, last vs. Arkansas (5/1/26)

Hit Streak
12 (from 3/7/26 at South Carolina to 3/29/26 vs Texas A&M)

- Preseason All-SEC
- USA Softball Collegiate Player of the Year watch list
- Preseason All-American (D1Softball, Softball America)

HENRY'S CAREER STATS

Year	AVG	GP-GS	AB	R	H	2B	3B	HR	RBI	TB	SLG%	BB	HBP	SO	OB%	SF	SH	SB-ATT	PO	A	E	FLD %
2024	.379	63-63	190	53	72	10	1	9	36	111	.584	14	0	35	.422	0	2	28-31	95	3	2	.980
2025	.409	64-64	208	72	85	12	3	4	30	115	.553	16	3	29	.454	2	5	33-35	71	5	1	.987
2026	.417	58-58	187	73	78	17	2	8	47	123	.658	29	2	23	.500	0	1	28-30	61	2	1	.984
TOTAL	.402	185-185	585	198	235	39	6	21	113	349	.597	59	5	87	.459	2	8	89-96	227	10	4	.983



#22 - BRENLEE GONZALES SOPHMORE | LHP | ALEDO, TEXAS

CAREER HIGH'S

Innings Pitched 5.0 vs. St. Bonaventure (2/28/26)

Strikeouts 5, vs. Detroit Mercy (2/21/25)

Scoreless Inn. Streak

2026 SEASON HIGH'S

Innings Pitched 5.0 vs. St. Bonaventure (2/28/26)

Strikeouts 4, twice last vs. St. Bonaventure (2/28/26)

Scoreless Inn. Streak 5.3 (from 2/21/26 at Santa Clara to 2/28/26 vs. St. Bonaventure)

GONZALES'S CAREER STATS

Year	AVG	GP-GS	AB	R	H	2B	3B	HR	RBI	TB	SLG%	BB	HBP	SO	OB%	SF	SH	SB-ATT	PO	A	E	FLD %
2026	.000	0-0	0	0	0	0	0	0	0	0	.000	0	0	0	.000	0	0	0-0	0	0	0	.000
TOTAL	.000	0-0	0	0	0	0	0	0	0	0	.000	0	0	0	.000	0	0	0-0	0	0	0	.000

Year	ERA	W-L	App	GS	CG	SHO	SV	IP	H	R	ER	BB	SO	2B	3B	HR	BF	B/Avg	WP	HBP	SFA	SHA
2025	2.84	2-0	12	1	0	0/0	0	12.1	12	9	5	7	12	4	0	0	58	.245	2	0	0	2
2026	3.10	2-0	9	2	1	0/0	0	20.1	19	11	9	9	17	0	0	2	93	.250	0	0	0	0
TOTAL	3.00	4-0	21	1	1	0/0	0	32.2	31	20	14	16	29	4	0	2	151	.245	2	0	0	2

TEXAS SOFTBALL



#23 - VIVIANA MARTINEZ JUNIOR | SHORTSTOP / SECOND BASE | TOLLESON, ARIZ.

CAREER HIGH'S

Hits
4, at UCLA (2/10/24)

RBIs
6, vs. Sam Houston (5/3/23)

Runs
4, at UCLA (2/10/24)

Doubles
2, five times, last vs. Texas A&M (5/26/24)

Triples
1, five times, last vs. Texas A&M (5/26/24)

Home Runs
2, at UCLA (2/10/24)

Walks
2, five times, last vs. South Carolina (3/6/26)

Stolen Bases
1, 10 times, last vs. Baylor (5/10/24)

Hit Streak
10 (2-15-23 vs. Lamar to 2-26-23 vs. Texas Southern)

2026 SEASON HIGH'S

Hits
4, three last at Kentucky (4/24/26)

RBIs
4, twice last vs. Texas A&M (3/27/26)

Runs
3 vs. Texas A&M (3/27/26)

Doubles
2, twice last vs. Wagner (5/15/26)

Triples
1, vs. Arizona State (5/24/26)

Home Runs
2 vs. Texas A&M (3/27/26)

Walks
2 vs. South Carolina (3/6/26)

Stolen Bases
1, four time last vs. Arizona State (5/23/26)

Hit Streak
9 (from 3/13/26 vs. Ole Miss to 4/2/26 vs. Alabama)

MARTINEZ' CAREER STATS

Year	AVG	GP-GS	AB	R	H	2B	3B	HR	RBI	TB	SLG%	BB	HBP	SO	OB%	SF	SH	SB-ATT	PO	A	E	FLD %
2023	.346	61-61	188	33	65	14	3	5	52	100	.532	15	1	17	.391	3	3	6-8	90	126	16	.931
2024	.376	64-61	186	46	70	18	3	5	52	109	.586	14	6	20	.431	3	2	4-5	74	132	15	.932
2025	.000	0-0	0	0	0	0	0	0	0	0	.000	0	0	0	.000	0	0	0-0	0	0	0	.000
2026	.387	55-53	155	29	60	13	1	3	43	84	.542	16	5	8	.453	2	1	4-5	66	89	7	.957
TOTAL	.369	180-175	529	108	195	45	7	13	147	293	.554	45	12	45	.421	8	6	14-18	230	347	38	.938



#24 - JAYCIE NICHOLS FRESHMAN | IF | DURANT, OKLA

CAREER HIGH'S

Hits
2, three times vs. Arizona (2/22/26)

RBIs
1, twice, last vs. Arizona (2/22/26)

Runs
3, vs. Boise State

Doubles
1, twice, last vs. Arizona (2/22/26)

Triples
-

Home Runs
-

Walks
2, twice, last vs. Boise State (2/21/26)

Stolen Bases
2, vs. Washington (2/8/26)

Hit Streak
5 (from 2/21/26 vs. Boise State to 2/27/26 vs. Houston)

2026 SEASON HIGH'S

Hits
3, last at Kentucky (4/24/26)

RBIs
1, seven times, last vs. Wisconsin (5/16/26)

Runs
3, vs. Boise State

Doubles
1, four times, last vs. Wagner (5/15/26)

Triples
-

Home Runs
1 vs. Northern Illinois (2/15/26)

Walks
2, three times, last vs. Incarnate Word (3/1/26)

Stolen Bases
2, vs. Washington (2/8/26)

Hit Streak
5 (from 2/21/26 vs. Boise State to 2/27/26 vs. Houston)

NICHOLS' CAREER STATS

Year	AVG	GP-GS	AB	R	H	2B	3B	HR	RBI	TB	SLG%	BB	HBP	SO	OB%	SF	SH	SB-ATT	PO	A	E	FLD %
2026	.331	57-56	127	34	42	4	0	1	7	49	.386	15	1	25	.406	0	5	15-18	48	98	9	.942
2026	.331	57-56	127	34	42	4	0	1	7	49	.386	15	1	25	.406	0	5	15-18	48	98	9	.942

TEXAS SOFTBALL



#25 - CAMBRIA SALMON SOPHOMORE | RIGHT-HANDED PITCHER | BEAUMONT, CALIF.

CAREER HIGH'S

Innings Pitched _____ 6.0, twice, last vs. Dayton (3/10/25)
Strikeouts _____ 9, vs. UC Davs (2/22/25)
Scoreless Inn. Streak _____ 13.1 (from 2/7/26 vs. Washington to 2/15/26 vs. Ohio State)

2026 SEASON HIGH'S

Innings Pitched _____ 5.1 vs. Ohio State (2/15/26)
Strikeouts _____ 6 vs. Prairie View (2/28/26)
Scoreless Inn. Streak _____ 13.1 (from 2/7/26 vs. Washington to 2/15/26 vs. Ohio State)

SALMON CAREER STATS

Year	AVG	GP-GS	AB	R	H	2B	3B	HR	RBI	TB	SLG%	BB	HBP	SO	OB%	SF	SH	SB-ATT	PO	A	E	FLD %
2025	.000	7-5	0	0	0	0	0	0	0	0	.000	0	0	0	.000	0	0	0-0	0	1	0	1.000
TOTAL	.000	7-5	0	0	0	0	0	0	0	0	.000	0	0	0	.000	0	0	0-0	0	1	0	1.000

Year	ERA	W-L	App	GS	CG	SHO	SV	IP	H	R	ER	BB	SO	2B	3B	HR	BF	B/Avg	WP	HBP	SFA	SHA
2025	2.48	7-2	22	8	3	1/3	1	62.0	51	28	22	20	66	10	0	4	259	.180	4	3	0	3
2026	2.17	5-0	15	7	0	0/0	1	38.2	36	14	12	16	29	2	1	7	173	.161	3	2	0	1
TOTAL	2.36	12-2	37	15	3	1/3	2	100.2	87	42	34	36	95	12	1	11	432	.180	7	5	0	4

TEXAS SOFTBALL



#27 - TAYLOR ANDERSON SOPHMORE | UT | DRIPPING SPRINGS, TEXAS

CAREER HIGH'S

Hits
2 at BYU (3/22/24)

RBIs
2 vs. Ole Miss (3/14/26)

Runs
2 vs. BYU (3/22/24)

Doubles
-

Triples
-

Home Runs
1 at BYU (3/22/24)

Walks
1, three times, last vs. Missouri State (3/26/24)

Stolen Bases
1, five times, last at Santa Clara (2/21/26)

Hit Streak
-

2026 SEASON HIGH'S

Hits
1, four time., last vs. Baylor (5/17/26)

RBIs
2 vs. Ole Miss (3/14/26)

Runs
1, eight times, last at Alabama (5/9/26)

Doubles
-

Triples
-

Home Runs
-

Walks
-

Stolen Bases
2, vs. Prairie View (2/28/26)

Hit Streak
-

ANDERSON'S CAREER STATS

Year	AVG	GP-GS	AB	R	H	2B	3B	HR	RBI	TB	SLG%	BB	HBP	SO	OB%	SF	SH	SB-ATT	PO	A	E	FLD %
2024	.250	43-5	16	16	4	0	0	1	2	7	.438	3	0	4	.368	0	1	4-6	3	0	0	1.000
2026	.333	28-0	12	8	4	0	0	0	3	4	.333	1	0	2	.357	1	0	5-7	2	0	0	1.000
TOTAL	.286	71-5	28	24	8	0	0	1	5	11	.393	4	0	6	.364	1	1	9-13	5	0	0	1.000



#42 - ANNE WALLACE FRESHMAN | C/UT | LOGAN, UTAH

CAREER HIGH'S

Hits
-

RBIs
-

Runs
-

Doubles
-

Triples
-

Home Runs
-

Walks
-

Stolen Bases
-

Hit Streak
-

2026 SEASON HIGH'S

Hits
-

RBIs
-

Runs
-

Doubles
-

Triples
-

Home Runs
-

Walks
-

Stolen Bases
-

Hit Streak
-

WALLACE'S CAREER STATS

Year	AVG	GP-GS	AB	R	H	2B	3B	HR	RBI	TB	SLG%	BB	HBP	SO	OB%	SF	SH	SB-ATT	PO	A	E	FLD %
2026	.000	0-0	0	0	0	0	0	0	0	0	.000	0	0	0	.000	0	0	0-0	0	0	0	.000
TOTAL	.000	0-0	0	0	0	0	0	0	0	0	.000	0	0	0	.000	0	0	0-0	0	0	0	.000

TEXAS SOFTBALL



#77 - CITLALY GUTIERREZ SENIOR | RIGHT-HANDED PITCHER | STAMFORD, TEXAS

CAREER HIGH'S

Innings Pitched _____ 7.0, seven times, last at Kansas (4/21/24)
 Strikeouts _____ 9, vs. Texas Southern (2/26/23)
 Scoreless Inn. Streak _____ 17.0 (4-21-24 at Kansas to 5-4-24 at Texas Tech)

2026 SEASON HIGH'S

Innings Pitched _____ 6.0, vs. Oklahoma State (4/22/26)
 Strikeouts _____ 7, vs. Oklahoma State (4/22/26)
 Scoreless Inn. Streak _____ 10.3 (from 2/27/26 vs. Houston to 3/14 vs. Ole Miss)

• Preseason All-SEC

GUTIERREZ' CAREER STATS

Year	AVG	GP-GS	AB	R	H	2B	3B	HR	RBI	TB	SLG%	BB	HBP	SO	OB%	SF	SH	SB-ATT	PO	A	E	FLD %
2023	.000	33-15	0	0	0	0	0	0	0	0	.000	0	0	0	.000	0	0	0-0	3	23	0	1.000
2024	.000	23-19	0	0	0	0	0	0	0	0	.000	0	0	0	.000	0	0	0-0	0	19	0	1.000
2025	.000	9-3	0	0	0	0	0	0	0	0	.000	0	0	0	.000	0	0	0-0	0	3	0	1.000
2026	.000	22-9	0	0	0	0	0	0	0	0	.000	0	0	0	.000	0	0	0-0	0	0	0	.000
TOTAL	.000	112-53	0	0	0	0	0	0	0	0	.000	0	0	0	.000	0	0	0-0	3	45	0	1.000

Year	ERA	W-L	App	GS	CG	SHO	SV	IP	H	R	ER	BB	SO	2B	3B	HR	BF	B/Avg	WP	HBP	SFA	SHA
2023	2.00	13-6	33	15	3	1/3	3	108.2	94	46	31	34	77	17	0	6	465	.223	9	5	1	4
2024	2.03	11-2	23	19	10	6/1	1	93.0	81	35	27	19	62	17	1	5	380	.230	7	4	1	4
2025	2.56	10-1	34	10	1	0/3	3	82.0	65	36	30	34	69	13	2	6	353	.215	9	5	9	2
2026	2.21	9-3	22	9	2	1/0	0	69.2	59	25	22	18	50	7	0	9	289	.217	1	2	0	0
TOTAL	2.18	43-12	112	53	16	8/7	7	353.1	299	142	110	105	258	54	3	26	1487	.223	26	16	11	10



#44 - DREA WILLSON FRESHMAN | UT | FORNEY, TEXAS

CAREER HIGH'S

Hits _____
 RBIs _____
 Runs _____
 Doubles _____
 Triples _____
 Home Runs _____
 Walks _____
 Stolen Bases _____
 Hit Streak _____

2026 SEASON HIGH'S

Hits _____
 RBIs _____
 Runs _____
 Doubles _____
 Triples _____
 Home Runs _____
 Walks _____
 Stolen Bases _____
 Hit Streak _____

WILSON'S CAREER STATS

Year	AVG	GP-GS	AB	R	H	2B	3B	HR	RBI	TB	SLG%	BB	HBP	SO	OB%	SF	SH	SB-ATT	PO	A	E	FLD %
2026	.000	0-0	0	0	0	0	0	0	0	0	.000	0	0	0	.000	0	0	0-0	0	0	0	.000
TOTAL	.000	0-0	0	0	0	0	0	0	0	0	.000	0	0	0	.000	0	0	0-0	0	0	0	.000

TEXAS SOFTBALL

Texas Softball Overall Statistics for Texas (as of May 24, 2026) (All games Sorted by Batting avg)

Record: 47-11 Home: 22-7 Away: 14-3 Neutral: 11-1 Southeastern: 16-8

Player	avg	gp-gs	ab	r	h	2b	3b	hr	rbi	tb	slg%	bb	hp	so	gdp	ob%	sf	sh	sb-att	po	a	e	fld%
20 Katie Stewart	.436	58-58	163	53	71	9	0	27	72	161	.988	42	5	32	2	.559	1	0	1-2	365	10	7	.982
21 Kayden Henry	.417	58-58	187	73	78	17	2	8	47	123	.658	29	2	23	0	.500	0	1	28-30	61	2	0	1.000
23 Viviana Martinez	.387	55-53	155	29	60	13	1	3	43	84	.542	16	5	8	3	.453	3	3	4-5	66	89	7	.957
43 Leighann Goode	.345	55-55	148	48	51	9	0	11	37	93	.628	27	2	23	1	.447	2	8	6-7	63	76	4	.972
14 Reese Atwood	.337	58-57	169	45	57	8	0	18	59	119	.704	24	4	28	4	.425	3	0	2-3	321	19	2	.994
27 Taylor Anderson	.333	28-0	12	8	4	0	0	0	3	4	.333	1	0	2	0	.357	1	0	5-7	2	0	0	1.000
24 Jaycie Nichols	.331	57-56	127	34	42	4	0	1	7	49	.386	15	1	25	1	.406	0	5	15-18	48	100	9	.943
7 Ashton Maloney	.305	57-57	151	35	46	6	3	0	13	58	.384	19	2	15	0	.390	0	4	9-9	39	7	1	.979
44 Kaiah Altmeyer	.300	43-40	100	20	30	6	1	0	25	38	.380	21	2	20	1	.424	2	0	0-0	54	2	1	.982
13 Hannah Wells	.281	47-44	128	24	36	6	0	15	39	87	.680	12	1	24	3	.345	1	0	0-0	38	12	2	.962
5 Kaydee Bennett	.271	37-13	48	10	13	2	0	1	9	18	.375	5	0	10	0	.340	0	0	4-5	17	2	3	.864
3 MaTaia Lawson	.269	25-14	52	7	14	1	1	2	14	23	.442	2	2	7	0	.321	0	0	3-3	7	7	2	.875
12 Victoria Hunter	.269	25-3	26	6	7	1	0	2	6	14	.538	6	0	7	1	.406	0	0	0-0	1	0	0	1.000
4 Adayah Wallace	.250	36-0	4	15	1	0	0	0	0	1	.250	1	0	1	0	.400	0	0	1-2	0	0	0	.000
9 Alisa Sneed	.236	35-16	55	11	13	4	0	1	8	20	.364	4	3	11	0	.323	0	0	3-4	25	3	2	.933
0 Caigan Crabtree	.167	11-0	12	1	2	0	0	1	3	5	.417	0	0	3	0	.167	0	0	0-0	1	4	0	1.000
17 Teagan Kavan	.000	1-1	0	0	0	0	0	0	0	0	.000	0	0	0	0	.000	0	0	0-0	1	23	1	.960
Totals	.342	58	1537	419	525	86	8	90	385	897	.584	224	29	239	16	.432	13	21	81-95	1110	377	42	.973
Opponents	.229	58	1402	157	321	50	2	42	139	501	.357	118	29	367	13	.301	5	13	6-10	1052	395	64	.958

LOB - Team (353), Opp (300). DPs turned - Team (21), Opp (27). IBB - Team (3), Stewart 2, Atwood 1, Opp (2). Picked off - Maloney 1, Henry 1.

(All games Sorted by Earned run avg)

Player	era	w-l	app	gs	cg	sho	sv	ip	h	r	er	bb	so	2b	3b	hr	b/avg	wp	hp	bk	sfa	sha
25 Cambria Salmon	2.12	5-0	16	7	0	0/3	1	39.2	37	14	12	16	31	4	1	7	.239	6	4	0	0	2
77 Citlaly Gutierrez	2.21	9-3	22	9	2	1/2	0	69.2	59	25	22	18	50	7	0	9	.225	5	5	0	1	3
17 Teagan Kavan	2.47	25-5	39	32	17	6/2	3	195.1	164	83	69	56	230	32	1	20	.224	5	11	0	3	8
22 Brenlee Gonzales	3.10	2-0	9	2	1	0/1	0	20.1	19	11	9	9	17	2	0	2	.229	1	1	0	0	0
13 Hannah Wells	3.11	6-3	19	8	1	1/2	1	45.0	42	24	20	19	39	5	0	4	.249	5	8	0	1	0
Totals	2.48	47-11	58	58	21	13/5	5	370.0	321	157	131	118	367	50	2	42	.229	22	29	0	5	13
Opponents	6.87	11-47	58	58	8	3/1	3	350.2	525	419	344	224	239	86	8	90	.342	38	29	0	13	21

PB - Team (6), Stewart 3, Atwood 3, Opp (9). Pickoffs - Team (2), Atwood 2, Opp (2). SBA/ATT - Atwood (5-9), Wells (0-4), Salmon (3-3), Kavan (2-2), Gutierrez (1-1), Stewart (1-1).

TEXAS SOFTBALL

Texas Softball Conference statistics for Texas (as of May 21, 2026) (Southeastern games only Sorted by Batting avg)

Record: 16-8 Home: 7-5 Away: 9-3 Southeastern: 16-8

Player	avg	gp-gs	ab	r	h	2b	3b	hr	rbi	tb	slg%	bb	hp	so	gdp	ob%	sf	sh	sb-att	po	a	e	fld%
4 Adayah Wallace	1.000	15-0	1	6	1	0	0	0	0	1	1.000	0	0	0	0	1.000	0	0	0-0	0	0	0	.000
27 Taylor Anderson	.500	10-0	2	3	1	0	0	0	2	1	.500	0	0	0	0	.500	0	0	1-2	0	0	0	.000
20 Katie Stewart	.408	24-24	71	19	29	2	0	9	24	58	.817	18	2	17	1	.538	0	0	1-1	162	3	3	.982
21 Kayden Henry	.398	24-24	83	28	33	4	0	4	15	49	.590	10	1	13	0	.468	0	0	9-11	35	0	0	1.000
23 Viviana Martinez	.397	24-24	73	13	29	6	0	3	19	44	.603	8	1	6	1	.463	0	3	1-2	33	52	4	.955
13 Hannah Wells	.328	21-20	58	11	19	4	0	7	20	44	.759	7	0	10	1	.394	1	0	0-0	0	5	0	1.000
43 Leighann Goode	.292	24-24	65	18	19	5	0	5	18	39	.600	12	0	9	1	.392	2	5	2-2	35	32	2	.971
24 Jaycie Nichols	.288	24-24	59	9	17	0	0	0	2	17	.288	2	0	13	1	.311	0	1	3-5	18	46	4	.941
14 Reese Atwood	.288	24-24	80	13	23	1	0	5	17	39	.488	7	0	16	3	.345	0	0	1-1	141	13	1	.994
7 Ashton Maloney	.284	24-24	67	9	19	2	2	0	4	25	.373	5	0	8	0	.333	0	2	2-2	20	4	1	.960
5 Kaydee Bennett	.259	15-8	27	1	7	0	0	0	1	7	.259	4	0	6	0	.355	0	0	0-1	5	0	0	1.000
44 Kaijah Altmeyer	.234	18-17	47	8	11	4	0	0	7	15	.319	8	0	12	1	.345	0	0	0-0	27	1	0	1.000
9 Alisa Sneed	.214	11-3	14	1	3	0	0	0	0	3	.214	1	1	4	0	.313	0	0	1-1	8	0	0	1.000
3 MaTaia Lawson	.083	7-2	12	0	1	0	0	0	0	1	.083	1	0	1	0	.154	0	0	0-0	0	1	1	.500
12 Victoria Hunter	.000	6-0	5	0	0	0	0	0	0	0	.000	1	0	3	0	.167	0	0	0-0	0	0	0	.000
0 Caigan Crabtree	.000	2-0	3	0	0	0	0	0	0	0	.000	0	0	1	0	.000	0	0	0-0	1	0	0	1.000
17 Teagan Kavan	.000	1-1	0	0	0	0	0	0	0	0	.000	0	0	0	0	.000	0	0	0-0	1	10	0	1.000
Totals	.318	24	667	139	212	28	2	33	129	343	.514	84	5	119	9	.397	3	11	21-28	486	170	17	.975
Opponents	.270	24	630	85	170	25	0	21	76	258	.410	65	11	140	9	.346	4	6	1-5	476	176	25	.963

LOB - Team (155), Opp (145). DPs turned - Team (14), Opp (13). IBB - Team (2), Stewart 1, Atwood 1, Opp (1). Picked off - Henry 1.

(Southeastern games only Sorted by Earned run avg)

Player	era	w-l	app	gs	cg	sho	sv	ip	h	r	er	bb	so	2b	3b	hr	b/avg	wp	hp	bks	sfa	sha
77 Citlaly Gutierrez	1.89	3-2	11	4	0	0/1	0	33.1	30	11	9	10	21	4	0	4	.236	2	1	0	1	1
25 Cambria Salmon	3.15	1-0	5	0	0	0/0	1	6.2	10	4	3	6	0	1	0	2	.323	2	0	0	0	1
17 Teagan Kavan	3.30	10-4	19	15	7	0/1	3	93.1	93	50	44	31	102	15	0	14	.259	4	4	0	2	4
13 Hannah Wells	4.00	2-2	9	4	0	0/0	0	21.0	26	14	12	13	11	3	0	1	.325	3	5	0	1	0
22 Brenlee Gonzales	5.48	0-0	4	1	0	0/0	0	7.2	11	6	6	5	6	2	0	0	.333	1	1	0	0	0
Totals	3.20	16-8	24	24	7	1/1	4	162.0	170	85	74	65	140	25	0	21	.270	12	11	0	4	6
Opponents	4.90	8-16	24	24	4	2/1	2	158.2	212	139	111	84	119	28	2	33	.318	13	5	0	3	11

TEXAS SOFTBALL

Texas Softball Miscellaneous Stats for Texas (as of May 26, 2026) (All games)

Multiple Hit Games						Multiple RBI Games					
	2	3	4	5+	Total		2	3	4	5+	Total
21 Kayden Henry	15	8	-	-	23	20 Katie Stewart	10	7	3	1	21
20 Katie Stewart	18	5	-	-	23	14 Reese Atwood	12	2	1	1	16
14 Reese Atwood	14	2	-	-	16	21 Kayden Henry	7	5	3	-	15
43 Leighann Goode	15	1	-	-	16	13 Hannah Wells	7	5	-	-	12
23 Viviana Martinez	9	2	3	-	14	23 Viviana Martinez	5	3	2	-	10
24 Jaycie Nichols	8	1	-	-	9	43 Leighann Goode	4	4	1	-	9
7 Ashton Maloney	6	2	-	-	8	44 Kaiah Altmeyer	5	1	-	-	6
13 Hannah Wells	8	-	-	-	8	3 MaTaia Lawson	3	2	-	-	5
44 Kaiah Altmeyer	6	-	-	-	6	7 Ashton Maloney	4	-	-	-	4
3 MaTaia Lawson	3	-	-	-	3	5 Kaydee Bennett	3	-	-	-	3
5 Kaydee Bennett	2	-	-	-	2	9 Alisa Sneed	1	-	1	-	2
9 Alisa Sneed	1	-	-	-	1	27 Taylor Anderson	1	-	-	-	1
TEAM	105	21	3	0	129	12 Victoria Hunter	1	-	-	-	1
						TEAM	63	29	11	2	105

Hitting Streaks	Longest	Current
20 Katie Stewart	14	2
21 Kayden Henry	12	11
23 Viviana Martinez	10	4
43 Leighann Goode	7	-
14 Reese Atwood	7	-
24 Jaycie Nichols	6	1
44 Kaiah Altmeyer	6	2
7 Ashton Maloney	5	5
3 MaTaia Lawson	4	1
9 Alisa Sneed	3	-
5 Kaydee Bennett	3	-
13 Hannah Wells	3	-
12 Victoria Hunter	2	1
0 Caigan Crabtree	2	-
4 Adayah Wallace	1	-
27 Taylor Anderson	1	-

Reached Base Streaks	Longest	Current
14 Reese Atwood	20	2
20 Katie Stewart	19	2
44 Kaiah Altmeyer	15	2
21 Kayden Henry	12	11
23 Viviana Martinez	12	4
43 Leighann Goode	11	-
24 Jaycie Nichols	9	1
7 Ashton Maloney	8	8
13 Hannah Wells	6	-
5 Kaydee Bennett	5	-
9 Alisa Sneed	4	-
3 MaTaia Lawson	4	1
12 Victoria Hunter	4	1
27 Taylor Anderson	2	-
0 Caigan Crabtree	2	-
4 Adayah Wallace	1	-

TEXAS SOFTBALL

Starting Lineup By Position (Team W-L record when starter)

PITCHER:		
17 Teagan Kavan	32	(27-5)
77 Citlaly Gutierrez	9	(7-2)
13 Hannah Wells	8	(5-3)
25 Cambria Salmon	7	(7-0)
22 Brenlee Gonzales	2	(1-1)
CATCHER:		
14 Reese Atwood	48	(37-11)
20 Katie Stewart	10	(10-0)
FIRST BASE:		
20 Katie Stewart	48	(37-11)
13 Hannah Wells	7	(7-0)
14 Reese Atwood	3	(3-0)
SECOND BASE:		
43 Leighann Goode	55	(44-11)
5 Kaydee Bennett	2	(2-0)
3 MaTaia Lawson	1	(1-0)
THIRD BASE:		
24 Jaycie Nichols	50	(39-11)
3 MaTaia Lawson	5	(5-0)
9 Alisa Sneed	3	(3-0)
SHORTSTOP:		
23 Viviana Martinez	52	(41-11)
24 Jaycie Nichols	6	(6-0)
LEFT FIELD:		
44 Kaiah Altmeyer	39	(34-5)
9 Alisa Sneed	12	(7-5)
5 Kaydee Bennett	7	(6-1)
CENTER FIELD:		
21 Kayden Henry	58	(47-11)
RIGHT FIELD:		
7 Ashton Maloney	57	(46-11)
9 Alisa Sneed	1	(1-0)
DESIGNATED HITTER:		
13 Hannah Wells	35	(29-6)
3 MaTaia Lawson	8	(7-1)
14 Reese Atwood	6	(6-0)
5 Kaydee Bennett	4	(1-3)
12 Victoria Hunter	3	(2-1)
23 Viviana Martinez	1	(1-0)
44 Kaiah Altmeyer	1	(1-0)

Starting Lineup By Lineup Spot (Team W-L record when starter)

LEADOFF:		
21 Kayden Henry	44	(34-10)
7 Ashton Maloney	14	(13-1)
2ND SPOT:		
43 Leighann Goode	22	(18-4)
20 Katie Stewart	21	(15-6)
21 Kayden Henry	14	(13-1)
3 MaTaia Lawson	1	(1-0)
3RD SPOT:		
23 Viviana Martinez	30	(22-8)
44 Kaiah Altmeyer	14	(14-0)
43 Leighann Goode	8	(8-0)
14 Reese Atwood	5	(2-3)
3 MaTaia Lawson	1	(1-0)
CLEANUP:		
14 Reese Atwood	49	(41-8)
23 Viviana Martinez	5	(2-3)
43 Leighann Goode	3	(3-0)
20 Katie Stewart	1	(1-0)
5TH SPOT:		
20 Katie Stewart	36	(31-5)
43 Leighann Goode	16	(11-5)
13 Hannah Wells	3	(2-1)
14 Reese Atwood	2	(2-0)
44 Kaiah Altmeyer	1	(1-0)
6TH SPOT:		
13 Hannah Wells	26	(21-5)
23 Viviana Martinez	14	(14-0)
44 Kaiah Altmeyer	6	(4-2)
3 MaTaia Lawson	4	(3-1)
43 Leighann Goode	3	(2-1)
7 Ashton Maloney	2	(1-1)
9 Alisa Sneed	2	(1-1)
14 Reese Atwood	1	(1-0)
7TH SPOT:		
44 Kaiah Altmeyer	12	(9-3)
13 Hannah Wells	10	(10-0)
9 Alisa Sneed	9	(7-2)
7 Ashton Maloney	8	(4-4)
3 MaTaia Lawson	6	(6-0)
23 Viviana Martinez	4	(4-0)
43 Leighann Goode	3	(2-1)
5 Kaydee Bennett	3	(3-0)
24 Jaycie Nichols	2	(1-1)
12 Victoria Hunter	1	(1-0)
8TH SPOT:		
24 Jaycie Nichols	35	(30-5)
44 Kaiah Altmeyer	7	(7-0)
5 Kaydee Bennett	6	(3-3)
9 Alisa Sneed	4	(2-2)
3 MaTaia Lawson	2	(2-0)
13 Hannah Wells	2	(2-0)
12 Victoria Hunter	2	(1-1)
9TH SPOT:		
7 Ashton Maloney	33	(28-5)
24 Jaycie Nichols	19	(14-5)
5 Kaydee Bennett	4	(3-1)
13 Hannah Wells	1	(1-0)
9 Alisa Sneed	1	(1-0)

TEXAS SOFTBALL

Texas Softball Team Game-by-Game for Texas (as of May 26, 2026) Batting (All games)

Date	Opponent	ab	r	h	rbi	2b	3b	hr	tb	bb	ibb	sb	cs	hbp	sac	sf	gdp	k	po	a	e	lob	avg
Feb 06	vs Nebraska	35	15	16	14	5	0	3	30	6	0	3	0	0	1	1	1	2	21	4	2	7	.457
Feb 07	vs Washington	28	11	9	11	1	0	3	19	5	0	0	0	0	0	0	0	3	21	4	0	4	.397
Feb 07	vs Nebraska	32	5	11	3	2	0	1	16	0	0	3	0	0	0	0	0	11	21	10	1	6	.379
Feb 08	vs Washington	24	5	7	4	0	0	1	10	5	0	4	1	1	0	0	0	4	18	6	0	7	.361
Feb 08	at UTSA	28	10	11	7	3	0	3	23	5	0	2	1	0	0	0	0	3	15	8	0	8	.367
Feb 12	ABILENE CHRISTI	19	11	7	11	3	0	3	19	5	0	3	0	0	0	1	0	2	15	8	0	2	.367
Feb 13	OHIO STATE	22	14	9	13	1	0	4	22	9	0	5	1	2	0	0	0	2	15	6	1	5	.372
Feb 13	SYRACUSE	25	14	13	13	2	0	0	15	5	0	1	0	0	0	2	1	0	15	9	1	6	.390
Feb 15	OHIO STATE	24	7	8	7	1	0	1	12	3	0	0	1	2	0	0	0	2	21	8	1	4	.384
Feb 15	NORTHERN ILLINO	24	9	9	9	0	0	3	18	9	0	2	0	2	1	1	0	3	18	0	2	11	.383
Feb 20	vs Arizona	32	12	12	11	2	1	1	19	5	0	2	0	3	0	0	1	4	21	5	1	7	.382
Feb 20	at Stanford	24	4	6	4	1	0	1	10	2	0	0	1	1	1	1	0	6	21	3	2	4	.372
Feb 21	vs Boise State	23	10	11	10	2	1	3	24	7	0	1	0	0	0	0	1	3	15	7	1	5	.379
Feb 21	at Santa Clara	35	10	17	9	3	1	2	28	1	0	5	0	1	0	0	1	5	21	6	1	6	.389
Feb 22	ARIZONA	24	12	13	11	4	0	0	17	5	0	1	0	1	0	0	0	1	15	4	1	6	.398
Feb 25	SOUTHEASTERN L	21	7	7	7	1	0	1	11	6	0	1	1	0	2	0	0	2	21	4	2	4	.395
Feb 27	HOUSTON	23	9	9	9	2	0	1	14	5	1	1	0	0	0	0	0	2	15	5	0	7	.395
Feb 28	ST. BONAVENTUR	20	12	8	11	1	0	4	21	4	0	1	0	2	0	0	0	4	15	6	4	2	.395
Feb 28	PRAIRIE VIEW	21	8	8	6	3	0	0	11	5	0	4	0	0	1	0	0	0	15	7	0	7	.395
Mar 01	INCARNATE WOR	22	8	8	7	3	1	1	16	8	0	3	1	0	0	0	0	0	18	2	0	7	.393
*Mar 06	at South Carolina	26	4	5	4	1	0	1	9	6	0	0	0	1	0	0	0	5	21	8	1	8	.383
*Mar 07	at South Carolina	24	3	5	3	1	0	0	6	2	0	0	2	0	1	0	0	5	21	11	2	3	.376
*Mar 08	at South Carolina	28	5	8	5	2	0	1	13	6	0	0	0	0	1	0	1	2	21	15	1	9	.372
Mar 11	EAST TEXAS A&M	21	10	7	10	0	0	2	13	9	0	0	0	1	0	1	0	3	15	6	0	8	.370
*Mar 13	OLE MISS	23	3	6	3	1	0	0	7	0	0	2	0	0	1	0	0	0	21	8	0	3	.366
*Mar 14	OLE MISS	28	11	14	11	3	0	3	26	5	0	1	0	0	1	0	1	3	18	7	0	7	.372
*Mar 15	OLE MISS	26	15	12	12	3	0	0	15	7	0	4	0	0	0	0	0	2	15	4	0	6	.375
Mar 20	BAYLOR	22	10	12	10	1	1	3	24	5	0	2	0	0	1	1	0	1	15	8	0	6	.381
Mar 21	at Baylor	24	11	9	10	4	0	1	16	4	0	3	0	1	1	0	0	4	15	2	0	4	.380
Mar 25	at Texas State	24	3	4	2	0	0	2	10	3	0	0	0	1	1	0	0	3	21	7	1	5	.374
*Mar 27	TEXAS A&M	29	9	10	9	3	0	3	22	3	1	0	0	1	0	0	0	9	21	6	1	6	.373
*Mar 28	TEXAS A&M	22	3	5	3	0	0	1	8	2	0	3	1	1	1	0	0	6	21	10	0	5	.369
*Mar 29	TEXAS A&M	27	7	7	6	3	0	2	16	5	0	2	0	0	0	1	0	2	21	6	3	5	.365
*Apr 02	at Alabama	32	9	13	9	2	0	4	27	3	0	0	0	0	0	1	0	3	21	5	1	6	.367
*Apr 03	at Alabama	28	4	8	4	0	0	1	11	7	0	0	0	0	0	0	1	8	18	11	2	10	.364
*Apr 04	at Alabama	28	4	7	4	0	0	3	16	1	0	0	0	0	0	0	0	8	18	7	1	4	.361
*Apr 10	OKLAHOMA	24	0	6	0	0	1	0	8	1	0	0	0	0	1	0	1	4	21	2	1	5	.358
*Apr 11	OKLAHOMA	27	3	8	3	0	0	0	8	2	0	0	0	0	1	0	1	7	21	7	0	6	.356
*Apr 12	OKLAHOMA	34	8	12	8	0	0	5	27	2	0	0	0	2	0	0	0	6	24	6	1	8	.356
*Apr 18	at Georgia	33	7	12	7	1	0	1	16	6	0	1	0	0	0	0	1	1	21	11	0	11	.356
*Apr 19	at Georgia	22	2	4	2	0	0	0	4	5	0	0	0	0	0	1	2	7	18	3	0	5	.353
*Apr 20	at Georgia	34	6	13	5	0	0	2	19	2	0	1	1	0	1	0	1	8	24	4	0	7	.353
Apr 22	OKLAHOMA STATE	23	0	2	0	0	0	0	2	0	0	0	0	0	0	0	0	4	21	10	0	2	.348
*Apr 24	at Kentucky	35	12	17	11	3	1	0	22	4	0	1	1	0	0	0	0	3	18	6	0	9	.352
*Apr 25	at Kentucky	33	6	12	5	2	0	1	17	3	0	0	1	0	0	0	0	3	21	6	0	9	.352
*Apr 26	at Kentucky	30	11	12	9	1	0	3	22	5	0	2	1	0	1	0	0	4	18	4	0	7	.354
*Apr 30	ARKANSAS	24	0	4	0	1	0	0	5	0	0	0	0	0	1	0	0	8	21	12	0	4	.350
*May 01	ARKANSAS	24	3	5	3	0	0	1	8	4	0	2	0	0	1	0	0	8	21	5	3	5	.347
*May 02	ARKANSAS	26	4	7	3	1	0	1	11	3	1	2	0	0	0	0	0	7	21	6	0	7	.346
May 07	vs Ole Miss	25	6	6	5	1	0	1	10	5	0	4	0	0	0	0	0	8	21	7	1	6	.344
May 08	vs Georgia	29	5	9	5	2	0	2	17	0	0	0	0	1	0	0	0	4	21	8	0	5	.343
May 09	vs Alabama	34	7	13	5	0	0	1	16	1	0	0	0	2	0	1	0	4	21	4	1	10	.344
May 15	vs Wagner	25	9	12	7	6	0	1	21	1	0	3	0	0	0	0	0	3	15	3	0	5	.346
May 16	WISCONSIN	24	9	9	9	2	0	2	17	3	0	1	0	0	0	1	0	4	18	4	0	4	.347
May 17	vs Baylor	33	7	11	6	0	0	4	23	4	0	3	0	0	0	0	0	0	21	9	0	9	.347
May 22	ARIZONA STATE	25	1	4	1	0	0	1	7	1	0	0	0	0	0	0	0	10	21	9	1	4	.343
May 23	vs Arizona State	28	4	7	4	2	0	1	12	2	0	1	0	1	1	0	1	6	21	11	0	7	.342
May 24	ARIZONA STATE	27	5	9	5	0	1	0	11	2	0	1	0	2	0	0	1	7	21	7	1	8	.342
Totals		1537	419	525	385	86	8	90	897	224	3	81	14	29	21	13	16	239	1110	377	42	353	.342

TEXAS SOFTBALL

Texas Softball Games Summary for Texas (as of May 26, 2026) (All games)

Score by innings	1	2	3	4	5	6	7	8	Total
Texas	77	64	79	72	46	49	26	6	419
Opponents	19	21	35	21	29	16	15	1	157

Record when ...

Overall	47-11	After 4 leading	41-2
Conference	16-8 trailing	4-7
Non-Conference	31-3 tied	2-2
Home games	22-7	After 5 leading	25-0
Away games	14-3 trailing	4-10
Neutral site	11-1 tied	4-1
Day games	31-4	After 6 leading	24-0
Night games	16-7 trailing	0-11
vs Left starter	5-4 tied	3-0
vs Right starter	42-7		
1-Run games	6-2	Hit 0 home runs	8-5
2-Run games	4-3	... 1 home run	18-4
5+Run games	32-2	... 2+ home runs	21-2
Extra innings	2-0		
Shutouts	13-3	Opponent 0 home runs	26-4
	 1 home run	15-2
	 2+ HRs	6-5
Scoring 0-2 runs	0-5		
..... 3-5 runs	12-5		
..... 6-9 runs	17-1	Made 0 errors	25-4
..... 10+ runs	18-0	... 1 error	16-4
		... 2+ errors	6-3
Opponent 0-2 runs	35-1		
..... 3-5 runs	7-6	Opp. made 0 errors	13-8
..... 6-9 runs	4-3 1 error	13-3
..... 10+ runs	1-1 2+ errors	21-0
Scored in 1st inning	31-5	Out-hit opponent	42-3
Opp. scored in 1st	9-3	Out-hit by opponent	4-6
Scores first	36-5	Hits are tied	1-2
Opp. scores first	11-6		

Record when team scores:

Runs	0	1	2	3	4	5	6	7	8	9	10+
W-L	0-3	0-1	0-1	4-2	4-2	4-1	3-0	5-1	3-0	6-0	18-0

Record when opponent scores:

Runs	0	1	2	3	4	5	6	7	8	9	10+
W-L	13-0	9-0	13-1	4-1	2-4	1-1	3-0	0-1	1-1	0-1	1-1

Record when leading after:

Inn.	1	2	3	4	5	6
W-L	27-3	32-2	38-1	41-2	25-0	24-0

Record when trailing after:

Inn.	1	2	3	4	5	6
W-L	3-3	1-6	3-8	4-7	4-10	0-11

Record when tied after:

Inn.	1	2	3	4	5	6
W-L	17-5	14-3	6-2	2-2	4-1	3-0

Current winning streak: 2
 Longest winning streak: 29
 Longest losing streak: 4

Home attendance : 57474 (29 dates avg = 1981)
 Away attendance : 46220 (29 dates avg = 1593)
 Total attendance: 103694 (58 dates avg = 1787)

TEXAS SOFTBALL

Statistic	National Rank	Conference Rank	Value	National Leader	Value	Conference Leader	Value
Batting Average (304 ranked)	17	5	0.342	UCLA	0.385	Oklahoma	0.384
Double Plays (303 ranked)	74	9	21	Arizona	46	Arkansas	37
Double Plays per Game (304 ranked)	101	9	0.36	Arizona	0.84	Arkansas	0.64
Doubles (304 ranked)	53	7	85	Florida St.	124	Florida	120
Doubles per Game (304 ranked)	89	8	1.47	Robert Morris	2.10	Florida	1.88
Earned Run Average (304 ranked)	12	4	2.48	Tennessee	1.35	Tennessee	1.35
Fielding Percentage (304 ranked)	41	10	0.973	Missouri	0.986	Missouri	0.986
Hit Batters (304 ranked)	151	8	29	Morehead St.	7	Ole Miss	11
Hit By Pitch (301 ranked)	139	13	29	Indiana	77	Ole Miss	57
Hits (304 ranked)	16	4	525	Oklahoma	639	Oklahoma	639
Hits Allowed Per Seven Innings (304 ranked)	16	6	6.07	Tennessee	3.54	Tennessee	3.54
Home Runs (299 ranked)	17	4	90	UCLA	200	Oklahoma	187
Home Runs per game (303 ranked)	19	4	1.55	UCLA	3.33	Oklahoma	3.02
On Base Percentage (304 ranked)	18	5	0.432	UCLA	0.496	Oklahoma	0.485
RBIs Per Game (304 ranked)	17	4	6.64	UCLA	10.38	Oklahoma	9.65
Runs Batted In (304 ranked)	17	5	385	UCLA	623	Oklahoma	598
Scoring (304 ranked)	18	4	7.22	UCLA	10.85	Oklahoma	9.92
Shutouts (248 ranked)	16	6	12	Alabama	24	Alabama	24
Slugging Percentage (304 ranked)	16	4	0.583	UCLA	0.836	Oklahoma	0.786
Stolen Bases per Game (304 ranked)	56	1	1.38	Prairie View	3.65	Texas	1.38
Strikeout-to-Walk Ratio (304 ranked)	9	4	3.11	Belmont	5.38	Alabama	4.31
Team Strikeouts Per Seven Innings (300 ranked)	13	4	6.94	Belmont	10.25	Mississippi St.	8.83
Total Runs (304 ranked)	15	4	419	UCLA	651	Oklahoma	615
Total Sacrifice Bunts (304 ranked)	164	4	21	East Carolina	64	Missouri	34
Total Sacrifice Flies (304 ranked)	166	12	13	Oregon	37	Texas A&M	26
Total Stolen Bases (304 ranked)	41	1	80	Prairie View	168	Texas	80
Triple Plays (1 ranked)				8 teams tied	1		
Triples (300 ranked)	166	9	8	Southeastern La.	33	LSU	19
Triples per Game (304 ranked)	192	9	0.14	Southeastern La.	0.53	LSU	0.32
WHIP (304 ranked)	11	5	1.19	Tennessee	0.85	Tennessee	0.85
WL Percentage (304 ranked)	10	5	0.810	Nebraska	0.895	Alabama	0.885
Walks (304 ranked)	32	8	224	UCLA	317	Oklahoma	302

TEXAS SOFTBALL

Statistic	Player	National Rank	Conference Rank	Value	National Leader	Value	Conference Leader	Value
Assists (147 ranked)					Irianis Garcia, Stetson	167	Cassie Reasner, Ole Miss	131
Assists Per Game (150 ranked)					Natalia Apatiga, Quinnipiac	3.28	Allie Blum, Kentucky	2.15
Batting Average (150 ranked)	Katie Stewart Kayden Henry	39 69	3 4	0.436 0.417	Moriah Polar, Purdue	0.555	Taylor Shumaker, Florida	0.445
Caught Stealing By (136 ranked)					Isabella Smithson, Buffalo	22	Kennedy Bunker, Ole Miss	11
Complete Games (274 ranked)	Teagan Kavan	25	2	17	Maya Johnson, Belmont	31	Keagan Rothrock, Florida	20
Doubles (145 ranked)	Kayden Henry	48	4	17	Katie Parisi, UAlbany	25	Brinli Bain, Arkansas Taylor Shumaker, Florida	19 19
Doubles Per Game (149 ranked)	Kayden Henry	110	4	0.29	Katie Parisi, UAlbany	0.56	Brinli Bain, Arkansas	0.33
Earned Run Average (150 ranked)	Citaly Gutierrez Teagan Kavan	36 57	9 13	2.21 2.47	Maya Johnson, Belmont	0.78	Erin Nuwer, Tennessee	0.99
Games Started (282 ranked)	Teagan Kavan	10	2	32	Kasey Ricard, Boston U.	47	Keagan Rothrock, Florida	37
Hit Batters (119 ranked)					19 players tied	1	Abby Carr, Missouri Cece Cellura, LSU	1 1
Hit By Pitch (215 ranked)					Avery Parker, Indiana	28	Mackenzie Pickens, Ole Miss	18
Hit by Pitch per Game (143 ranked)					Kate Linkletter, Jacksonville	0.52	Mackenzie Pickens, Ole Miss	0.29
Hits (145 ranked)	Kayden Henry Katie Stewart	37 84	6 12	78 71	Moriah Polar, Purdue	101	Taylor Shumaker, Florida	93
Hits Allowed Per Seven Innings (150 ranked)	Teagan Kavan Citaly Gutierrez	84 89	16 17	5.88 5.93	Erin Nuwer, Tennessee	3.27	Erin Nuwer, Tennessee	3.27
Home Runs (203 ranked)	Katie Stewart Reese Atwood Hannah Wells	4 51 103	2 13 18	27 18 15	Megan Grant, UCLA	40	Kendall Wells, Oklahoma	39
Home Runs Per Game (148 ranked)	Katie Stewart Reese Atwood Hannah Wells	8 72 109	2 13 16	0.47 0.31 0.29	Megan Grant, UCLA	0.67	Kendall Wells, Oklahoma	0.64
Innings Pitched (249 ranked)	Teagan Kavan	15	2	195.1	Kasey Ricard, Boston U.	248.1	Keagan Rothrock, Florida	209.1
On Base Percentage (150 ranked)	Katie Stewart Kayden Henry	13 85	2 10	0.559 0.500	Megan Grant, UCLA	0.650	Mya Perez, Texas A&M	0.602
Pitching Appearances (263 ranked)	Teagan Kavan	39	5	39	Kasey Ricard, Boston U.	52	Keagan Rothrock, Florida	45
RBI's (137 ranked)	Katie Stewart Reese Atwood	16 67	4 14	72 59	Jordan Woolery, UCLA	112	Kendall Wells, Oklahoma	88
Runs (48 ranked)	Kayden Henry	13	2	73	Rylee Slimp, UCLA	94	Taylor Shumaker, Florida	92
Runs Batted In Per Game (149 ranked)	Katie Stewart Reese Atwood	23 99	3 13	1.24 1.02	Jordan Woolery, UCLA	1.87	Kendall Wells, Oklahoma	1.44
Runs per Game (150 ranked)	Kayden Henry Katie Stewart	20 140	2 16	1.26 0.91	Courtney Poulich, Robert Morris	1.57	Taylor Shumaker, Florida	1.44
Sacrifice Bunts per game (144 ranked)	Leighann Goode	120	4	0.15	Lexie Roberts, North Carolina	0.39	Kayley Lenger, Missouri	0.23
Sacrifice Flies (109 ranked)					Leela Langston, Col. of Charleston	11	AnnaLea Adams, Auburn Tallen Edwards, Texas A&M Micaela Wark, Texas A&M	6 6 6
Saves (126 ranked)	Teagan Kavan	59	8	3	Jordyn Frahm, Nebraska	12	Karlynn Pickens, Tennessee	6
Shutouts (85 ranked)	Teagan Kavan	13	2	6	Maya Johnson, Belmont	15	Peja Goold, Mississippi St.	8
Slugging Percentage (300 ranked)	Katie Stewart Reese Atwood Hannah Wells Kayden Henry	9 166 219 258	2 20 26 32	0.988 0.704 0.680 0.658	Megan Grant, UCLA	1.333	Kendall Wells, Oklahoma	1.028
Stolen Base Percentage (34 ranked)					Sydney McCray, Grand Canyon Kenzie Nicholson, UMBC	1.000 1.000		
Stolen Bases (267 ranked)	Kayden Henry Jaycie Nichols	22 148	1 5	28 15	Avery Dinges, Mount St. Mary's	46	Kayden Henry, Texas	28
Stolen Bases Per Game (150 ranked)	Kayden Henry	37	1	0.48	Avery Dinges, Mount St. Mary's	1.00	Kayden Henry, Texas	0.48
Strikeout-to-Walk Ratio (150 ranked)	Teagan Kavan Citaly Gutierrez	18 75	5 15	4.11 2.78	Maya Johnson, Belmont	11.03	Jocelyn Briski, Alabama	9.43
Strikeouts (150 ranked)	Teagan Kavan	10	2	230	Maya Johnson, Belmont	397	Alyssa Faircloth, Mississippi St.	264
Strikeouts Per Seven Innings (150 ranked)	Teagan Kavan	28	9	8.2	Maya Johnson, Belmont	12.9	Robyn Herron, Arkansas	10.7

Women's College World Series History

ALL-TIME WCWS RESULTS

ALL-TIME RECORD: 19-16
(NINE APPEARANCES)

1998 (0-2)

May 21 _No. 3 seed Michigan _____ 2-7 ___ L
 May 23 _No. 2 seed Nebraska _____ 1-2 ___ L
 Texas entered as No. 6 seed

2003 (2-2)

May 22 _No. 6 seed Louisiana _____ 3-2 ___ W
 May 23 _No. 7 seed California _____ 1-0 ___ W
 May 25 _No. 2 seed UCLA _____ 0-3 ___ L
 No. 2 seed UCLA _____ 1-2 ___ L
 Texas entered as No. 3 seed

2005 (2-2)

June 2 _No. 12 seed Alabama _____ 3-0 ___ W
 June 3 _No. 1 seed Michigan _____ 0-4 ___ L
 June 5 _No. 3 seed Arizona _____ 1-0 ___ W
 June 5 _No. 7 seed UCLA _____ 0-3 ___ L
 Texas entered as No. 4 seed

2006 (1-2)

June 1 _No. 6 seed Arizona State _____ 2-0 ___ W
 June 2 _No. 2 seed Arizona _____ 0-2 ___ L
 June 3 _No. 1 seed UCLA _____ 0-2 ___ L
 Texas entered as No. 3 seed

2013 (2-2)

May 30 _No. 5 seed Arizona State _____ 6-3 ___ W
 June 1 _No. 1 seed Oklahoma _____ 2-10 ___ L
 June 2 _No. 2 seed Florida _____ 2-0 ___ W
 June 2 _No. 7 seed Tennessee _____ 1-2 ___ L
 Texas entered as No. 4 seed

2022 (4-3)

June 2 _No. 5 seed UCLA _____ 7-2 ___ W
 June 4 _No. 1 seed Oklahoma _____ 2-7 ___ L
 June 5 _Arizona _____ 5-2 ___ W
 June 6 _No. 7 seed Oklahoma State _____ 5-0 ___ W
 June 6 _No. 7 seed Oklahoma State _____ 6-5 ___ W
 June 8 _No. 1 seed Oklahoma _____ 1-16 ___ L
 June 9 _No. 1 seed Oklahoma _____ 5-10 ___ L
 Texas entered as an unseeded team

2024 (3-2)

May 30 _No. 8 seed Stanford _____ 4-0 ___ W
 June 1 _No. 4 seed Florida _____ 10-0 (5) ___ W
 June 3 _No. 8 seed Stanford _____ 1-0 ___ W
 June 5 _No. 2 seed Oklahoma _____ 3-8 ___ L
 June 6 _No. 2 seed Oklahoma _____ 4-8 ___ L
 Texas entered as No. 1 seed

2025 (5-1) - WCWS CHAMPIONS

May 29 _No. 3 seed Florida _____ 3-0 ___ W
 May 31 _No. 2 seed Oklahoma _____ 4-2 ___ W
 June 2 _No. 7 seed Tennessee _____ 2-0 ___ W
 June 4 _No. 12 seed Texas Tech _____ 2-1 ___ W
 June 5 _No. 12 seed Texas Tech _____ 3-4 ___ L
 June 6 _No. 12 seed Texas Tech _____ 10-4 ___ W
 Texas entered as No. 6 seed

TEXAS' WCWS SINGLE-GAME SUPERLATIVES

BATTING

At-Bats _____ 5 _____ Four times, last: Wynter Turner vs. Arizona (June 5, 2005)
 Hits _____ 4 _____ Mia Scott vs. UCLA (June 2, 2022)
 Runs _____ 2 _____ 11 times, last: Kayden Henry, Mia Scott and Reese Atwood vs. Texas Tech (June 6, 2025)
 RBI _____ 4 _____ Three times, last: Mia Scott vs. Texas Tech (June 6, 2025)
 Doubles _____ 2 _____ Bella Dayton vs. Oklahoma (June 8, 2022)
 Triples _____ 1 _____ Mia Scott vs. UCLA (June 2, 2022)
 Home Runs _____ 2 _____ Joley Mitchell vs. Florida (May 29, 2025)
 Walks _____ 3 _____ Bella Dayton vs. Oklahoma (June 9, 2022)
 Strikeouts _____ 3 _____ Six times, last: Alyssa Washington vs. Oklahoma State (June 6, 2022)
 Stolen Bases _____ 2 _____ Two times, last: Kayden Henry vs. Oklahoma (May 31, 2025)

FIELDING

Putouts _____ 19 _____ Megan Willis vs. Arizona (June 5, 2005)
 Assists _____ 7 _____ Mia Scott vs. Florida (May 29, 2025)
 Errors _____ 2 _____ Reese Atwood vs. Oklahoma (June 5, 2024)
 Jodi Reeves vs. Michigan (May 21, 1998)
 Keely Franks vs. Michigan (May 21, 1998)

PITCHING

Most Innings _____ 11.0 _____ Cat Osterman vs. Arizona (June 5, 2005)
 Fewest Hits (5.0+ In) _____ 0 _____ Cat Osterman vs. UCLA (June 5, 2005)*
 Christy Guidorizzi vs. Michigan (May 21, 1998)*
 Fewest Hits (Complete game) _____ 1 _____ Teagan Kavan vs. Stanford (June 3, 2024)
 Mac Morgan vs. Florida (June 1, 2024)
 Teagan Kavan vs. Stanford (May 30, 2024)
 Blaire Luna vs. Florida (June 2, 2013)
 Cat Osterman vs. Louisiana (May 22, 2003)
 Cat Osterman vs. Arizona (June 5, 2005)
 Christa Williams vs. Nebraska (May 23, 1998)
 Most Hits _____ 9 _____ Estelle Czech vs. Oklahoma (June 9, 2022)
 Fewest Runs (4.0+ innings of relief) _____ 0 _____ Twice, last: Cat Osterman vs. UCLA (June 5, 2005)
 Fewest Runs (Complete game) _____ 0 _____ 11 times, last: Teagan Kavan vs. Texas Tech (June 4, 2025)
 Most Runs _____ 7 _____ Christa Williams vs. Michigan (May 21, 1998)
 Fewest Earned Runs (4.0+ innings of relief) _____ 0 _____ Twice, last: Cat Osterman vs. Arizona State (June 1, 2006)
 Fewest Earned Runs (Complete game) _____ 0 _____ 14 times, last: Teagan Kavan vs. Texas Tech (June 6, 2025)
 Most Earned Runs _____ 5 _____ three times, last Teagan Kavan vs. Oklahoma (June 5, 2024)
 Fewest Walks (5.0+ In) _____ 0 _____ Eight times, last: Teagan Kavan vs. Texas Tech (June 6, 2025)
 Most Walks _____ 8 _____ Blaire Luna vs. Tennessee (June 2, 2013)
 Most Strikeouts _____ 19 _____ Cat Osterman vs. Arizona (June 5, 2005)

* Relief appearances

RECORD VERSUS SEEDS

Seed	Record	Seed	Record	Seed	Record
1	0-6	7	4-2	13	0-0
2	2-6	8	2-0	14	0-0
3	2-1	9	0-0	15	0-0
4	1-0	10	0-0	16	0-0
5	2-0	11	0-0	Unseeded	1-0
6	2-0	12	3-1		

Women's College World Series History

TEXAS' CAREER WCWS LEADERS

<u>Batting Average</u>			
Rank	Name	Avg.	Appearances
1.	Katie Stewart	.440	2024, 25
2.	Kayden Henry	.412	2024, 25
3.	Mia Scott	.400	2022, 24, 25
4.	Stephanie Ceo	.400	2013
5.	Torie Schmidt	.364	2013
	Tamara Poppe	.364	2003

<u>Hits</u>			
Rank	Name	H	Appearances
1.	Mia Scott	22	2022, 24, 25
2.	Kayden Henry	13	2024, 25
3.	Katie Stewart	11	2024, 25
4.	Bella Dayton	10	2022, 24
5.	JJ Smith	7	2022
	Chez Sievers	7	2003, 05, 06
	Tina Boutelle	7	2003, 05, 06

<u>Runs Batted In</u>			
Rank	Name	RBI	Appearances
1.	Mia Scott	14	2022, 24, 25
2.	Katie Stewart	9	2024, 25
3.	Courtney Day	8	2022
	Alyssa Washington	7	2022, 24
5.	Kim Bruins	6	2013
6.	Joley Mitchell	4	2024, 25
	Kayden Henry	4	2024, 25
	Bella Dayton	4	2022, 24
	Mary Iakopo	4	2022
10.	Reese Atwood	4	2024, 25

<u>Home Runs</u>			
Rank	Name	HR	Appearances
1.	Mia Scott	5	2022, 24, 25
2.	Katie Stewart	3	2024, 25
	Joley Mitchell	3	2024, 25
	Courtney Day	3	2022
3.	Kim Bruins	2	2013
6.	13 tied with	1	

<u>Stolen Bases</u>			
Rank	Name	SB	Appearances
1.	Kayden Henry	5	2024, 25
	Mia Scott	5	2022, 24, 25
3.	Tina Boutelle	4	2003, 05, 06
4.	Adayah Wallace	2	2024, 25
	Torie Schmidt	2	2013
7.	15 tied with	1	
	Taylor Hoagland	2	2013

TEXAS' CAREER WCWS LEADERS

<u>Wins</u>			
Rank	Name	W	Appearances
1.	Teagan Kavan	6	2024, 25
2.	Cat Osterman	5	2003, 05, 06
3.	Mac Morgan	2	2024, 25
	Estelle Czech	2	2022, 24
	Hailey Dolcini	2	2022
	Blaire Luna	2	2013

<u>Saves</u>			
Rank	Name	S	Appearances
1.	Teagan Kavan	1	2024, 25
	Kim Bruins	1	2013

<u>Earned Run Average (min. 5 innings pitched)</u>			
Rank	Name	ERA	Appearances
1.	Christy Guidorizzi	0.00	1998
	Lizi Sowers	0.00	2003, 05
3.	Teagan Kavan	0.72	2024, 25
4.	Mac Morgan	0.98	2024, 25
5.	Cat Osterman	1.22	2003, 05, 06

<u>Strikeouts</u>			
Rank	Name	K	Appearances
1.	Cat Osterman	140	2003, 05, 06
2.	Blaire Luna	38	2013
3.	Teagan Kavan	33	2024, 25

WCWS ALL-TOURNAMENT TEAM

- 2025 _____ Teagan Kavan, P (Most Outstanding Player)
- Reese Atwood, C
- Joley Mitchell, 1B
- Mia Scott, 3B
- Katie Stewart, OF
- 2024 _____ Mia Scott, 3B
- Teagan Kavan, P
- Katie Stewart, C/1B
- 2022 _____ Estelle Czech, P
- Courtney Day, DP
- Bella Dayton, OF
- 2013 _____ Kim Bruins, P/DP
- Blaire Luna, P