



129 SEASONS  
37 NCAA TOURNAMENT APPEARANCES  
14 MLB FIRST ROUND DRAFT PICKS  
11 SEC CHAMPIONSHIPS  
10 COLLEGE WORLD SERIES APPEARANCES  
7 SEC TOURNAMENT TITLES



GAME 18-20  
**F**  
NOTES

## 2019 Schedule & Results

February	(8-1)		
15	YOUNGSTOWN STATE	SECN+	W, 14-3
16	YOUNGSTOWN STATE-1	SECN+	W, 14-2
	YOUNGSTOWN STATE-2	SECN+	W, 8-0
20	UAB	SECN+	W, 3-2
22	#21 SOUTHERN MISS	SECN+	L, 0-1 (10 Inn.)
23	#21 SOUTHERN MISS	SECN+	W, 8-1
24	#21 SOUTHERN MISS	SECN+	W, 4-3
26	JACKSON STATE	SECN+	W, 17-4
27	SOUTHEASTERN LOUISIANA	SECN+	W, 12-0

March (8-0)

### Frisco Classic (Frisco, Texas)

1	vs. Sam Houston State	FloLive.tv	W, 5-4
2	vs. #8 Texas Tech	FloLive.tv	W, 4-2
3	vs. Nebraska	FloLive.tv	Canceled
5	ECU	SECN+	W, 4-1
6	ARKANSAS-PINE BLUFF	SECN+	W, 14-1
8	MAINE-1	SECN+	W, 9-2
	MAINE-2	SECN+	W, 5-1
10	MAINE	SECN+	W, 9-8
13	GRAMBLING	SECN+	W, 18-1
15	at #4 Florida *	SECN+	5:30 p.m.
16	at #4 Florida *	SEC Network	1 p.m.
17	at #4 Florida *	SEC Network	1 p.m.
19	LITTLE ROCK	SECN+	6:30 p.m.
20	at Samford	ESPN3/ESPN+	6 p.m.
22	AUBURN *	SECN+	6:30 p.m.
23	AUBURN *	SECN+	2 p.m.
24	AUBURN *	SECN+	1 p.m.
26	MISSISSIPPI VALLEY STATE	SECN+	6:30 p.m.
28	LSU *	ESPN	6 p.m.
29	LSU *	SEC NETWORK	6 p.m.
30	LSU *	SECN+	2 p.m.

### April

3	ULM	SECN+	6:30 p.m.
5	at Tennessee *	SECN+	5:30 p.m.
6	at Tennessee *	SECN+	5 p.m.
7	at Tennessee *	SECN+	1 p.m.
10	SOUTH ALABAMA	SECN+	6:30 p.m.
12	ALABAMA *	SECN+	6:30 p.m.
13	ALABAMA *	SECN+	3 p.m.
14	ALABAMA *	SEC NETWORK	3 p.m.
16	TEXAS SOUTHERN	SECN+	6:30 p.m.
18	at Arkansas *	ESPN	8 p.m.
19	at Arkansas *	SECN+	6:30 p.m.
20	at Arkansas *	SECN+	2 p.m.

### Governor's Cup (Pearl, Miss.)

23	vs. Ole Miss	---	6 p.m.
26	GEORGIA *	SECN+	6:30 p.m.
27	GEORGIA *	SEC NETWORK	Noon
28	GEORGIA *	SECN+	1 p.m.

### May

2	at Texas A&M *	SEC Network	6 p.m.
3	at Texas A&M *	SECN+	6:35 p.m.
4	at Texas A&M *	SEC Network	2 p.m.
8	MEMPHIS	SECN+	6:30 p.m.
10	at Ole Miss *	SECN+	6:30 p.m.
11	at Ole Miss *	SECN+	4 p.m.
12	at Ole Miss *	ESPN2	Noon
16	SOUTH CAROLINA *	SECN+	6:30 p.m.
17	SOUTH CAROLINA *	SECN+	6:30 p.m.
18	SOUTH CAROLINA *	SECN+	1 p.m.

Rankings from Baseball America  
All times central and subject to change

HOME GAMES IN BOLD CAPS

\* - Southeastern Conference game

## Mississippi State

Record: 16-1  
H/A/N: 14-1 / -- / 2-0  
Rankings: Baseball America - 7, CBN - 5  
D1Baseball - 6, NCBWA - 5  
Perfect Game - 5, USA Today - 5

Head Coach: Chris Lemonis  
Record at MSU (Yrs.): 16-1 (1st)  
Career Record (Yrs): 157-92-2 (5th)

Batting Average: .311  
Runs Per-Game: 8.7  
Hits Per-Game: 10.7  
Slugging Percentage: .480

ERA: 1.69  
K's/BB Ratio: 4.88/1  
Batting Average Against: .183

First Year of Baseball: 1885 (129th season)  
Program Record: 2,656-1,562-29 (.628)

## Florida

Record: 14-5  
H/A/N: 13-4 / 1-1 / --  
Rankings: Baseball America - 4, CBN - 16  
D1Baseball - 5, NCBWA - 6  
Perfect Game - 6, USA Today - 7

Head Coach: Kevin O'Sullivan  
Record at UF (Yrs.): 511-234 (12th)  
Career Record (Yrs): Same

Batting Average: .300  
Runs Per-Game: 8.3  
Hits Per-Game: 10.2  
Slugging Percentage: .465

ERA: 3.46  
K's/BB Ratio: 2.42/1  
Batting Average Against: .237

## The Rotation

### Friday, March 15, 2019

MSU: Ethan Small, LHP, R-Jr. 1-0, 1.50 ERA  
UF: Tommy Mace, RHP, So. 4-0, 3.55 ERA

### Saturday, March 16, 2019

MSU: JT Ginn, RHP, Fr. 4-0, 1.80 ERA  
UF: Jack Leftwich, RHP, So. 4-0, 2.05 ERA

### Sunday, March 17, 2019

MSU: Keegan James, RHP, R-Jr. 2-0, 1.80 ERA  
UF: Tyler Dyson, RHP, Jr. 2-0, 3.57 ERA

## Gameday Information

### No.7 Mississippi State at No. 4 Florida

McKethan Stadium (Gainesville, Fla.)

	Friday	Saturday	Sunday
First Pitch:	5:30 p.m. CT	1 p.m. CT	1 p.m. CT
TV:	---	SEC Network	SEC Network
Internet Stream:	SEC Network+	SEC Network+	SEC Network+
Radio:	MSU Radio Network (100.9 FM locally)	MSU Radio Network (100.9 FM locally)	MSU Radio Network (100.9 FM locally)
Audio Stream:	HailState.com/plus	HailState.com/plus	HailState.com/plus

## The First Pitch

### What's Inside

- Mississippi State is off to its best start since the 2013 season at 16-1. The 2013 squad won 17-straight to begin that season. **MORE ON PAGE 6**
- Sophomore **Justin Foscue** hit his fourth home run of the season on February 27 vs. Southeastern Louisiana, surpassing his total from the entire 2018 campaign. **MORE ON PAGE 6 & 10**
- Senior **Jake Mangum** became the 24th SEC baseball student-athlete to reach the 300-hit mark and continues to chase the Mississippi State and SEC all-time hit records. **MORE ON PAGE 8**
- The Diamond Dawgs are in the midst of a 12-game winning streak and with one more win can move that streak to the fifth-longest streak in program history. **MORE ON PAGE 6 & 10**
- Since the three-game series format began in 1967, Mississippi State is 65-78 in season opening SEC series. **MORE ON PAGE 6**
- Graduate **Cole Gordon** saw his scoreless innings streak end at 25 innings versus Maine. Gordon's streak began in the 2018 NCAA Tallahassee Regional and was just shy of the program record, which is held by **Jonathan Holder**. **MORE ON PAGE 9**
- Redshirt-junior **Ethan Small** ranks No. 5 nationally in strikeouts (40) in the latest NCAA statistical rankings. **MORE ON PAGE 6 & 16**
- Head coach **Chris Lemonis** won his first four games as Mississippi State skipper. Lemonis is one of nine MSU head coaches to win his first career game and one of three to start 4-0 or better. **BIO ON PAGE 3, MORE ON PAGE 7**

## Starting Nine

Pos.	Name	Yr.	B/T	Ht./Wt.	Avg.	R	H	RBI	Notes
C	Hayden Jones	Fr.	L/R	6-0/185	.281	4	9	3	First collegiate hit was a HR vs. Youngstown State (2/16)
-or-	Dustin Skelton	Jr.	R/R	6-0/202	.255	9	12	9	Has four home runs in 2019 after hitting one in previous two seasons
1B	Tanner Allen	So.	L/R	5-11/184	.266	15	17	24	Reached base in all six plate appearances against Grambling (3/13)
2B	Gunner Halter	Jr.	R/R	6-3/180	.298	16	14	7	Reached base four times and scored three runs versus Grambling (3/13)
SS	Jordan Westburg	So.	R/R	6-3/191	.361	20	22	12	Leads the team in runs scored (20) and on-base % (.480)
3B	Justin Foscue	So.	R/R	6-0/201	.338	14	23	17	Four home runs in first nine games of 2019 (hit 3 in 2018)
LF	Rowdey Jordan	So.	S/R	5-10/171	.180	15	11	4	Reached base six times and scored each time vs. YSU (2/15-16)
CF	Jake Mangum	Sr.	S/L	6-1/179	.366	20	26	16	Has 85 career multi hit games and 294 career hits
RF	Elijah MacNamee	Sr.	R/R	6-3/198	.351	16	20	19	Hitting .474 over his last five games with seven RBIs
DH	Landon Jordan	Fr.	L/R	6-0/180	.290	9	9	3	Posted first collegiate hit vs. Youngstown State (2/15)
-or-	Marshall Gilbert	Sr.	R/R	6-0/203	.409	3	9	4	Drove in three RBIs vs. Arkansas-Pine Bluff (3/6)

\* Based on the previous games



## 2019 Roster

### Numerical

#	Name	Pos.	B/T	Ht.	Wt.	Yr.	Hometown/High School (Previous School)
2	Gunner Halter	IF	R/R	6-3	180	Jr.	Overland Park, Kan./Blue Valley (Seminole State (Okla.) College)
3	JT Ginn	RHP/IF	R/R	6-2	192	Fr.	Brandon, Miss./Brandon
4	Rowdey Jordan	IF/OF	S/R	5-10	171	So.	Auburn, Ala./Auburn
5	Tanner Allen	IF/OF	L/R	5-11	184	So.	Theodore, Ala./UMS- Wright Prep
6	Brandon Smith	RHP/IF	R/R	6-3	180	Fr.	Richland, Miss./Richland
8	Dustin Skelton	C	R/R	6-0	202	Jr.	Olive Branch, Miss./Magnolia Heights School
10	Josh Hatcher	IF/OF	L/L	6-2	175	So.	Albany, Ga./Lee County
11	Jordan Westburg	IF	R/R	6-3	191	So.	New Braunfels, Texas/New Braunfels
12	Hayden Jones	C	L/R	6-0	185	Fr.	Huntertown, Ind./Carroll
13	Peyton Plumlee	RHP	R/R	6-3	201	Sr.	Olive Branch, Miss./Lewisburg (Northwest Mississippi C.C.)
14	Riley Self	RHP	R/R	6-4	241	Jr.	Coldwater, Miss./Magnolia Heights School
15	Jake Mangum	OF	S/L	6-1	179	Sr.	Pearl, Miss./Jackson Prep
16	Jack Eagan	LHP	L/L	6-3	235	R-Jr.	Wautoma, Wis./Wautoma (Madison C.C.)
17	Justin Foscue	IF	R/R	6-0	201	So.	Huntsville, Ala./Virgil Grissom
18	Keegan James	RHP	R/R	6-2	214	R-Jr.	Southaven, Miss./DeSoto Central
19	Jared Liebelt	RHP	R/R	6-0	169	Sr.	Aurora, Ill./West Aurora (Waubensee C.C.)
20	Luke Hancock	C	L/R	5-11	170	Fr.	Houston, Miss./Houston
23	Tucker Childers	C/IF	L/R	6-3	235	Jr.	Ripley, Miss./Ripley (Northeast Mississippi C.C.)
24	Cole Gordon	RHP/DH	L/R	6-5	244	Gr.	Tampa, Fla./Steinbrenner
27	Bryce Brock	LHP/OF	L/L	6-0	165	Fr.	Hernando, Miss./Lewisburg
28	Christian MacLeod	LHP	L/L	6-3	215	Fr.	Huntsville, Ala./Huntsville
31	Benjamin Bell	OF	L/R	5-9	180	Fr.	Madison, Miss./Germantown
32	Landon Jordan	IF	L/R	6-0	180	Fr.	Poplarville, Miss./Hancock
33	Brad Cumbest	OF	R/R	6-5	245	Fr.	Hurley, Miss./East Central
34	Marshall Gilbert	C	R/R	6-0	203	Sr.	Kenosha, Wis./Westosha Central (John A. Logan C.C.)
35	Basiel Williams	OF	S/R	6-3	180	Fr.	Hammond, La./Ponchatoula
36	Hunter Blalock	OF	R/R	6-5	195	Fr.	Madison, Miss./Madison Central
37	Eric Cerantola	RHP	R/R	6-5	195	Fr.	Oakville, Ontario/Ecole Secondaire Catholique Sainte-Trinite
38	JP Elkins	RHP	R/R	6-1	190	So.	Ridgeland, Miss./Ridgeland (Hinds C.C.)
39	Tyler Spring	RHP	R/R	6-4	202	R-Jr.	Wiggins, Miss./Stone (Jones County C.C.)
40	Elijah MacNamee	OF	R/R	6-3	198	Sr.	Cypress, Texas/Cypress Ranch (Blinn C.C.)
41	Colby White	RHP	R/R	6-0	190	Jr.	Foxworth, Miss./West Marion (Pearl River C.C.)
43	Kale Breaux	LHP	R/L	5-11	193	R-Jr.	Sulphur, La./Sulphur
44	Ethan Small	LHP	L/L	6-3	214	R-Jr.	Lexington, Tenn./Lexington
46	Trysten Barlow	LHP	L/L	6-1	215	R-Jr.	Halls, Tenn./Dyer County
55	Spencer Price	RHP	R/R	6-2	228	R-Jr.	Olive Branch, Miss./DeSoto Central (Meridian C.C.)

22 Chris Lemonis - Head Coach (First Season at Mississippi State, Fifth Overall; The Citadel, 1992)

21 Jake Gautreau - Assistant Coach (Second Season; Tulane, 2011)

42 Scott Foxhall - Assistant Coach (First Season; College of Charleston, 2004)

0 Kyle Cheesebrough - Volunteer Assistant Coach (First Season; Louisville, 2010)

Roger Rodeheaver - Coordinator of Operations (First Season; Indiana, 2010)

Tyler Younger - Coordinator of Player Development (First Season; Methodist College, 2013)

Seth Diters - Strength and Conditioning Coach (First Season; Springfield College, 2008)

Jason Wire - Associate Athletic Trainer (Ninth Season; St. Cloud State, 2006)

### Alphabetical

#	Name	Pos.	B/T	Ht.	Wt.	Yr.
5	Tanner Allen	IF/OF	L/R	5-11	184	So.
46	Trysten Barlow	LHP	L/L	6-1	215	R-Jr.
31	Benjamin Bell	OF	L/R	5-9	180	Fr.
36	Hunter Blalock	OF	R/R	6-5	195	Fr.
43	Kale Breaux	LHP	R/L	5-11	193	R-Jr.
27	Bryce Brock	LHP/OF	L/L	6-0	165	Fr.
0	Kyle Cheesebrough	Assistant Coach				
37	Eric Cerantola	RHP	R/R	6-5	195	Fr.
23	Tucker Childers	C/IF	L/R	6-3	235	Jr.
33	Brad Cumbest	OF	R/R	6-5	245	Fr.
16	Jack Eagan	LHP	L/L	6-3	235	R-Jr.
38	JP Elkins	RHP	R/R	6-1	190	So.
17	Justin Foscue	IF	R/R	6-0	201	So.
42	Scott Foxhall	Assistant Coach				
21	Jake Gautreau	Assistant Coach				
34	Marshall Gilbert	C	R/R	6-0	203	Sr.
3	JT Ginn	RHP/IF	R/R	6-2	192	Fr.
24	Cole Gordon	RHP/DH	L/R	6-5	244	Gr.
2	Gunner Halter	IF	R/R	6-3	180	Jr.
20	Luke Hancock	C	L/R	5-11	170	Fr.
10	Josh Hatcher	IF/OF	L/L	6-2	175	So.
18	Keegan James	RHP	R/R	6-2	214	R-Jr.
12	Hayden Jones	C	L/R	6-0	185	Fr.
4	Rowdey Jordan	IF/OF	S/R	5-10	171	So.
32	Landon Jordan	IF	L/R	6-0	180	Fr.
22	Chris Lemonis	Head Coach				
19	Jared Liebelt	RHP	R/R	6-0	169	Sr.
28	Christian MacLeod	LHP	L/L	6-3	215	Fr.
40	Elijah MacNamee	OF	R/R	6-3	198	Sr.
15	Jake Mangum	OF	S/L	6-1	179	Sr.
13	Peyton Plumlee	RHP	R/R	6-3	201	Sr.
55	Spencer Price	RHP	R/R	6-2	228	R-Jr.
14	Riley Self	RHP	R/R	6-4	241	Jr.
8	Dustin Skelton	C	R/R	6-0	202	Jr.
44	Ethan Small	LHP	L/L	6-3	214	R-Jr.
6	Brandon Smith	RHP/IF	R/R	6-3	180	Fr.
39	Tyler Spring	RHP	R/R	6-4	202	R-Jr.
11	Jordan Westburg	IF	R/R	6-3	191	So.
41	Colby White	RHP	R/R	6-0	190	Jr.
35	Basiel Williams	OF	S/R	6-3	180	Fr.

### Program Quick Facts

#### School Information

Location	Starkville, Mississippi
Founded	1878
Enrollment	22,201
President	Dr. Mark E. Keenum
Faculty Representative	Dr. Steven Turner
Director of Athletics	John Cohen
Twitter	@JohnCohenAD
Affiliation	NCAA Division I
Conference	Southeastern - Western Division
Nickname	Bulldogs
Colors	Maroon and White
Athletic Department Phone	(662) 325-2532
Ticket Office Phone	(662) 325-2600

#### Stadium

Name	Dudy Noble Field, Polk-DeMent Stadium
Capacity	15,000+
Field Dimensions	Left-330, Left Center-385, Center-400, Right Center-380, Right-305
Press Box Phone	(662) 325-3776

#### 2018 Team Information

Overall Record (SEC; Finish)	39-29 (15-15; T3rd in West)
Home/Away/Neutral	16-7/10-17/13-5
Postseason	College World Series
Lettermen Returning/Lost	18/11
Position Starters Returning/Lost (120+ ABs)	8/2
Pitchers Returning/Lost (Min. 5 app.)	5/7
Newcomers	17 (11 Freshmen, 6 Transfers)

#### Program Information

First Year of Baseball	1885 (129th season)
First Year in SEC	1933 (Charter Member)
All-Time Record (Win %)	2,656-1,562-29 (.628)
All-Time SEC Record (Win %)	938-812-3 (.536)
SEC Championships (Last)	11 (2016)
SEC Tournament Championships (Last)	7 (2012)
NCAA Tournaments (Last)	37 (2018)
NCAA Super Regionals (Last)	8 (2018)
College World Series (Last)	10 (2018)

### Pro-nun-ci-a-tion Guide

Trysten Barlow	TRIS-ten
Hunter Blalock	BLAY-lock
Kale Breaux	BRO
Eric Cerantola	Sare-an-TOE-la
Jack Eagan	E-ginn (hard G)
Justin Foscue	Foss-Q
Jake Gautreau	Go-tro (both long O)
Rowdey Jordan	Rouw-D
Chris Lemonis	LUH-moan-iss
Jared Liebelt	LEE-belt
Christian MacLeod	Mc-CLOUD
Elijah MacNamee	Mac-NUH-me
Basiel Williams	Basil (like the spice)



## CHRIS LEMONIS

Head Coach | First Season at Mississippi State (Fifth Overall)



When Chris Lemonis stepped to the podium on June 25, 2018 at Dudy Noble Field to become the 18th head baseball coach in Mississippi State's storied history, a journey of nearly 40 years came full circle. The son of a 1973 State graduate, Lemonis resided in Starkville as a child and now returned to lead one of the perennial powerhouses in college baseball.

One of the top recruiters and player development coaches in the country, Lemonis has seen success at every coaching stop. After helping his alma mater, The Citadel, to five NCAA Regional appearances in 12 seasons as an assistant coach, Lemonis joined college teammate Dan McDonnell's staff at Louisville and quickly turned the Cardinals into a consistent Omaha contender. After helping Louisville to seven postseason berths in eight years, the 2013 American Baseball Coaches Association/Baseball America Assistant Coach of the Year headed to Indiana University to take his first head coaching job in 2015.

In his first season at the helm of Indiana, the Hoosiers found themselves in the NCAA Tournament and, after finishing third in the Big Ten standings during his second season, Lemonis became the first coach in program history to take IU to back-to-back NCAA Tournaments in years three and four. The 2018 Hoosiers took the No. 2 seed into the NCAA Austin Regional, falling in the regional final to eventual College World Series participant Texas. Three of IU's eight appearances in the NCAA Tournament came under Lemonis' watch.

Overall, Lemonis enters his 25th season as a collegiate coach in 2019, making three College World Series appearances as a coach, earning 15 NCAA tournament berths and aiding in three 50-win seasons. His pupils have earned 25 All-America honors, 12 Freshman All-America laurels and 65 have signed professional baseball contracts, with 14 getting the call up to Major League Baseball.

Owning a head coaching record of 141-91-2, Lemonis was also a part of nearly 800 wins as an assistant coach. During his time at Indiana, Lemonis' teams averaged 35.3 wins per season, including a 40-win campaign during his final season in Bloomington. He averaged 39.2 victories per year during his career in an assistant role, bolstered by a 44.9 wins-per-season average at Louisville. The Cardinals were college baseball's winningest program during that eight-year span.

Lemonis' 15 postseason appearances have spanned all three of his coaching stops, with five coming as an assistant at The Citadel, seven during his assistant coaching tenure at Louisville and three as the head coach at Indiana. The Cardinals advanced to the Super Regionals on four occasions, punching a ticket to Omaha three times.

Along with his success on the field, Lemonis has always held academics to the highest standard, as well. In his final season at Indiana, a program-record 16 baseball student-athletes were named to the Big Ten Spring Academic Honor Roll, while 26 Cardinal baseball student-athletes earned ACC Honor Roll selections during his final season in Louisville. Already at Mississippi State, Lemonis has shown his dedication to his student-athletes in the classroom, as the program posted a 3.04 GPA during the fall semester.

Lemonis not only understands what it takes to get to Omaha as a coach but also as a player. A 1992 graduate of The Citadel, Lemonis added a 1990 appearance in the College World Series as a student-athlete. The appearance makes the Bulldogs one of just three school in Southern Conference history (Duke, Wake Forest) and only current member of the conference to advance to Omaha.

A two-time All-Southern Conference honoree, Lemonis led The Citadel in home runs three times. During his senior season, Lemonis led the Bulldogs with a .367 average, 19 doubles, 52 runs, 10 home runs and 66 RBIs. A member of the 1993 All-Southern Conference Tournament team, Lemonis ranks among the top 15 all-time at The Citadel in RBIs (152), home runs (23) and slugging percentage (.538).

Lemonis' father, Thomas, was a 1973 Mississippi State graduate in electrical engineering, with Chris living in Starkville as a newborn during his father's time at State.

A native of Myrtle Beach, S.C., Lemonis and his wife, Jill, have two daughters, Marissa and Mackenzie.

### Personal

<b>Hometown:</b>	Myrtle Beach, S.C.
<b>Wife:</b>	Jill Lemonis
<b>Children:</b>	Marissa & Mackenzie Lemonis
<b>College:</b>	The Citadel, 1992

### Coaching Career

2019-	Mississippi State Head Coach
2015-18	Indiana Head Coach
2007-14	Louisville Assistant Coach
2003-06	The Citadel Associate Head Coach
1995-2002	The Citadel Assistant Coach

### Lemonis Year-by-Year

#### As a Head Coach

Yr.	School	Record	Postseason
2019	Mississippi State	16-1	--
2018	Indiana	40-19	NCAA Regional
2017	Indiana	34-24-2	NCAA Regional
2016	Indiana	32-24	--
2015	Indiana	35-24	NCAA Regional
<b>Totals</b>	<b>Four Seasons</b>	<b>157-92-2</b>	<b>3 NCAA Regionals</b>

#### As an Assistant Coach

Yr.	School	Record	Postseason
2014	Louisville	50-17	College World Series
2013	Louisville	51-14	College World Series
2012	Louisville	41-22	NCAA Regional
2011	Louisville	32-29	
2010	Louisville	50-14	NCAA Regional
2009	Louisville	47-18	NCAA Super Regional
2008	Louisville	41-21	NCAA Regional
2007	Louisville	47-24	College World Series
2006	The Citadel	34-27	
2005	The Citadel	25-34	
2004	The Citadel	39-28	NCAA Regional
2003	The Citadel	32-25	
2002	The Citadel	31-26	
2001	The Citadel	38-24	NCAA Regional
2000	The Citadel	39-20	
1999	The Citadel	41-20	NCAA Regional
1998	The Citadel	37-24	NCAA Regional
1997	The Citadel	37-21	
1996	The Citadel	33-26	
1995	The Citadel	39-21	NCAA Regional
<b>Totals</b>	<b>20 Seasons</b>	<b>784-455</b>	<b>15 NCAA Regionals</b>

Four NCAA Super Regionals  
Three College World Series







## Mississippi State When...

	2018	2019
Overall	39-29	16-1
vs. Top-5 Teams	10-1	--
vs. Top-10 Teams	10-1	1-0
vs. Top-25 Teams	18-18	3-1
Non-Conference	24-14	16-1
SEC	15-15	--
SEC East	5-7	--
SEC West	10-8	--
At Home	16-7	14-1
On the Road	10-17	--
At Neutral Sites	13-5	2-0
In Day Games	18-15	13-1
In Night Games	21-14	3-0
vs. Teams .500 Or Better	31-24	6-1
vs. Teams Worse Than .500	8-5	10-0
vs. Left-Handed Starter	15-6	4-0
vs. Right-Handed Starter	24-23	12-1
When Starter Receives Decision	21-15	10-0
When Reliever Receives Decision	18-14	6-1
When Starter Goes 5+ Innings	25-12	10-1
When Starter Goes <5 Innings	14-17	6-0
When Scoring First	23-8	12-0
When Opponent Scores First	16-21	4-1
When Leading After 6 Innings	25-5	11-0
When Trailing After 6 Innings	7-22	1-0
When Tied After 6 Innings	7-2	4-1
When Leading After 8 Innings	32-3	15-0
When Trailing After 8 Innings	2-25	--
When Tied After 8 Innings	5-1	1-1
In One-Run Games	7-6	4-1
In Two-Run Games	10-1	1-0
In 5+ Run Games	17-9	9-0
Series W-L-T	6-7	3-0-0
Series Sweeps/Times Swept	3/2	2/--
When Scoring 0-2 Runs	1-14	0-1
When Scoring 3-5 Runs	10-13	6-0
When Scoring 6-9 Runs	13-1	4-0
When Scoring 10+ Runs	15-1	6-0
Shutouts/Times Shut Out	3/3	2/1
In Extra Innings	6-3	0-1
When Opponent Scores 4 Runs Or Less	25-8	15-1
When Opponent Scores 5 Runs Or More	14-21	1-0
When Out-Hitting Opponent	28-8	13-1
When Out-Hit by Opponent	7-20	3-0
When Hits Are Equal	4-1	--
When Hitting A Home Run	24-9	10-0
When Opponent Hits A Home Run	21-13	3-0
When Errorless	15-12	6-1
When Committing One Error	14-7	5-0
When Committing 2+ Errors	10-10	5-0
When Opponent is Errorless	9-14	1-1
When Opponent Commits One Error	17-11	4-0
When Opponent Commits 2+ Errors	13-4	11-0
Game 1 of Weekend Series	7-8	3-1
Game 2 of Weekend Series	9-6	4-0
Game 3 of Weekend Series	8-7	3-0
Monday	1-0	--
Tuesday	4-2	2-0
Wednesday	6-3	4-0
Thursday	1-1	1-0
Friday	8-9	4-1
Saturday	10-8	4-0
Sunday	9-6	2-0

Uniform breakdown on page 6

## How It Was Won

Below is a chart representing how the eventual game-winning run was recorded for Mississippi State in 2019.

Gm	Opponent	Final	Player	Inn.	Outs	Play	Score at Time
1	Youngstown State	14-3	Tanner Allen	8	--	RBI fielder's choice	3-3
2	Youngstown State	14-2	Justin Foscue	1	1	Sacrifice fly to right-center field	2-2
3	Youngstown State	8-0	Justin Foscue	2	--	Solo home run	0-0
4	UAB	3-2	Jake Mangum	7	2	2RBI single to right field	1-2
6	Southern Miss	8-1	Jake Mangum	2	2	RBI single through the left side	1-0
7	Southern Miss	4-3	Tanner Allen *	9	2	RBI double down the right-field line	3-3
8	Jackson State	17-4	Justin Foscue	3	2	2-run home run to left-center field	3-0
9	Southeastern Louisiana	12-0	Justin Foscue	1	1	Grand Slam to left field	0-0
10	vs. Sam Houston State	5-4	Justin Foscue	8	--	Scored on a fielding error by the shortstop	4-4
11	vs. Texas Tech	4-2	Tanner Allen	5	2	Scored on a fielding error by the shortstop	2-1
12.	East Carolina	4-1	Gunner Halter	5	1	RBI single through the right side	1-0
13.	Arkansas-Pine Bluff	14-1	Marshall Gilbert	2	1	RBI single up the middle	1-0
14.	Maine	9-2	Jordan Westburg	5	1	3-run home run to left field	1-0
15.	Maine	5-1	Dustin Skelton	2	--	2-run home run to left-center field	1-0
16.	Maine	9-8	Elijah MacNamee	8	2	RBI single through the left side	8-8
17.	Grambling	18-1	Josh Hatcher	4	2	RBI double to left-center field	1-1

\* - Walk-off hit

## All The Honors

### Tanner Allen

Preseason All-SEC (First Team - Coaches)  
Collegiate Baseball Newspaper National Player of the Week Honor Roll (Feb. 18)  
Perfect Game National Hitter of the Week (Feb. 18)

### Justin Foscue

Frisco Classic All-Tournament Team (March 3)

### JT Ginn

Baseball America Preseason All-America (2nd Team)  
SEC Co-Freshman of the Week (Feb. 25)  
Frisco Classic MVP (March 3)

### Cole Gordon

NCBWA Stopper of the Year Preseason Watchlist

### Elijah MacNamee

Frisco Classic All-Tournament Team (March 3)

### Jake Mangum

Golden Spikes Award Preseason Watch List  
Collegiate Baseball Newspaper Preseason All-America (first team)  
NCBWA Preseason All-America (first team)  
D1Baseball Preseason All-America (second team)  
Perfect Game (third team)  
D1Baseball's top returning senior  
Preseason All-SEC (First Team - Coaches)

### Spencer Price

NCBWA Stopper of the Year Preseason Watchlist

### Ethan Small

Collegiate Baseball Newspaper National Player of the Week Honor Roll (Feb. 25)





## Inside the Series

### Series Notes

- Mississippi State and Florida have met 112 times prior to this weekend's three-game series in Gainesville, with the Gators owning a 64-48 edge on the all-time ledger.
 

Overall	Florida leads 64-48
at Mississippi State	Mississippi State leads 25-24
at Florida	Florida leads 34-20
Neutral Site	Florida leads 6-3
- The first meeting came during the 1923 season in Starkville, Mississippi, where the Diamond Dawgs claimed a pair of wins by scores of 10-0 and 9-0.
- Last season, the Bulldogs swept a three-game series from the Gators on the final weekend of the regular season in Starkville. MSU topped UF by scores of 6-3, 12-4 and 13-6.
- MSU won the first 10 meetings in the series between 1923 and 1948, but since that time State has not been able to win more than three-straight against Florida.
- The Gators collected their first win in the series in 1962, an 8-3 victory in Gainesville, and have posted three winning streaks of eight games in the series, doing so from 1991-96, 1996-1998 and 2001-03.
- Mississippi State is 10-15 against Florida in the last 25 meetings, but has won five of the last six meetings.

### Last 25 Meetings

Year	Location	Result
3/21/10	Gainesville	L, 1-4
4/8/11	Starkville	W, 7-5
4/9/11	Starkville	L, 0-18
4/10/11	Starkville	L, 1-3
5/25/11	Hoover, Ala.	L, 5-7
6/10/11	Gainesville	L, 1-11
6/11/11	Gainesville	W, 4-3
6/12/11	Gainesville	L, 6-8
5/11/12	Gainesville	L, 1-4
5/12/12	Gainesville	W, 2-0
5/13/12	Gainesville	L, 1-2
4/5/13	Starkville	W, 7-3
4/6/13	Starkville	W, 2-0
4/7/13	Starkville	L, 3-8
5/23/14	Hoover, Ala.	L, 1-5
4/17/15	Starkville	L, 3-6
4/18/15	Starkville	L, 1-2
4/19/15	Starkville	L, 5-10
4/8/16	Gainesville	L, 2-8
4/9/16	Gainesville	W, 10-4
4/10/16	Gainesville	W, 2-1
5/26/17	Hoover, Ala.	L, 3-12
5/17/18	Starkville	W, 6-3
5/18/18	Starkville	W, 12-4
5/19/18	Starkville	W, 13-6

## Week-by-Week Polls

Week	BA	CB	D1	BW	PG	USA	RPI
Preseason	9	27	14	13	17	15	--
Week 1 - Feb. 18	9	25	14	12	17	--	--
Week 2 - Feb. 25	9	16	12	11	17	--	--
Week 3 - March 4	8	8	7	7	6	8	64
Week 4 - March 11	7	5	6	5	5	5	75
Week 5 - March 18							
Week 6 - March 25							
Week 7 - April 1							
Week 8 - April 8							
Week 9 - April 15							
Week 10 - April 22							
Week 11 - April 29							
Week 12 - May 6							
Week 13 - May 13							
Week 14 - May 20							
Week 15 - May 27							
Final Poll							

BA - Baseball America, CB - Collegiate Baseball Newspaper, D1 - D1Baseball, BW - National Collegiate Baseball Writers Association, PG - Perfect Game, USA - USA Today Coaches Poll, RPI - NCAA RPI

## In The Polls

Baseball America			Collegiate Baseball			D1Baseball			NCBWA			Perfect Game			USA Today/Coaches		
1. Vanderbilt	13-3	1	1. Florida State	13-1	1	1. Vanderbilt	13-3	1	1. Vanderbilt	13-3	1	1. Oregon State	12-1	1	1. Oregon State	12-1-1	2
2. UCLA	11-3	2	2. NC State	15-0	5	2. UCLA	11-3	2	2. Oregon State	12-1-1	2	2. Vanderbilt	13-3	2	2. Vanderbilt	13-3	1
3. Stanford	12-3	4	3. Oregon State	12-1-1	3	3. Oregon State	12-1-1	4	3. Stanford	12-3	5	3. UCLA	11-3	3	3. UCLA	11-3	4
4. <b>Florida</b>	<b>13-5</b>	<b>5</b>	4. Vanderbilt	13-3	2	4. Stanford	12-3	6	4. UCLA	11-3	3	4. Stanford	12-3	5	4. Stanford	12-3	5
5. Florida State	13-1	6	5. <b>Mississippi State</b>	<b>15-1</b>	<b>8</b>	5. <b>Florida</b>	<b>13-5</b>	<b>5</b>	5. <b>Mississippi State</b>	<b>15-1</b>	<b>7</b>	5. <b>Mississippi State</b>	<b>15-1</b>	<b>6</b>	5. <b>Mississippi State</b>	<b>15-1</b>	<b>8</b>
6. Oregon State	12-1-1	7	6. UCLA	11-3	6	6. <b>Mississippi State</b>	<b>15-1</b>	<b>7</b>	6. <b>Florida</b>	<b>13-5</b>	<b>8</b>	6. <b>Florida</b>	<b>13-5</b>	<b>8</b>	6. Florida State	13-1	7
7. <b>Mississippi State</b>	<b>15-1</b>	<b>8</b>	7. <b>Texas Tech</b>	<b>11-3</b>	<b>10</b>	7. Louisville	11-4	8	7. Florida State	13-1	6	7. <b>Ole Miss</b>	<b>12-3</b>	<b>9</b>	7. <b>Florida</b>	<b>13-5</b>	<b>6</b>
8. North Carolina	11-4	3	8. Stanford	12-3	11	8. <b>Georgia</b>	<b>14-2</b>	<b>9</b>	8. <b>Texas Tech</b>	<b>11-3</b>	<b>11</b>	8. Louisville	11-4	10	8. <b>Ole Miss</b>	<b>12-3</b>	<b>13</b>
9. <b>Texas Tech</b>	<b>11-3</b>	<b>11</b>	9. Arizona State	15-0	17	9. <b>Ole Miss</b>	<b>12-3</b>	<b>10</b>	9. <b>Georgia</b>	<b>14-2</b>	<b>10</b>	9. <b>Texas Tech</b>	<b>11-3</b>	<b>11</b>	9. <b>Texas Tech</b>	<b>11-3</b>	<b>12</b>
10. Texas	12-6	9	10. <b>LSU</b>	<b>11-4</b>	<b>9</b>	10. Florida State	13-1	11	10. <b>LSU</b>	<b>11-4</b>	<b>13</b>	10. North Carolina	12-4	4	10. <b>Arkansas</b>	<b>12-2</b>	<b>10</b>
11. <b>LSU</b>	<b>11-4</b>	<b>10</b>	11. Coastal Carolina	13-3-1	12	11. <b>Texas Tech</b>	<b>11-3</b>	<b>14</b>	11. Louisville	11-4	14	11. <b>Arkansas</b>	<b>12-2</b>	<b>12</b>	11. <b>Georgia</b>	<b>14-2</b>	<b>15</b>
12. <b>Ole Miss</b>	<b>12-3</b>	<b>12</b>	12. Clemson	12-3	20	12. Texas	12-6	12	12. <b>Ole Miss</b>	<b>12-3</b>	<b>9</b>	12. Florida State	13-1	13	12. NC State	15-0	17
13. Louisville	11-4	13	13. <b>Georgia</b>	<b>14-2</b>	<b>15</b>	13. <b>LSU</b>	<b>11-4</b>	<b>13</b>	13. <b>Arkansas</b>	<b>12-2</b>	<b>15</b>	13. Texas	12-6	7	13. <b>LSU</b>	<b>11-4</b>	<b>9</b>
14. <b>East Carolina</b>	<b>12-5</b>	<b>14</b>	14. North Carolina	12-4	4	14. <b>Arkansas</b>	<b>12-2</b>	<b>15</b>	14. North Carolina	12-4	4	14. <b>LSU</b>	<b>11-4</b>	<b>14</b>	14. Louisville	11-4	14
15. <b>Georgia</b>	<b>14-2</b>	<b>15</b>	15. Louisville	11-4	13	15. North Carolina	12-4	3	15. Texas	12-6	12	15. <b>Auburn</b>	<b>14-2</b>	<b>15</b>	15. North Carolina	12-4	3
16. <b>Arkansas</b>	<b>12-2</b>	<b>16</b>	16. <b>Florida</b>	<b>13-5</b>	<b>14</b>	16. Coastal Carolina	13-3-1	17	16. Coastal Carolina	13-3-1	18	16. <b>East Carolina</b>	<b>14-2</b>	<b>16</b>	16. Coastal Carolina	13-3-1	16
17. <b>Auburn</b>	<b>14-2</b>	<b>17</b>	17. <b>Arkansas</b>	<b>12-2</b>	<b>16</b>	17. <b>East Carolina</b>	<b>12-5</b>	<b>18</b>	17. <b>Auburn</b>	<b>14-2</b>	<b>20</b>	17. NC State	15-0	17	17. <b>Auburn</b>	<b>14-2</b>	<b>18</b>
18. Clemson	12-3	21	18. <b>South Carolina</b>	<b>13-3</b>	<b>19</b>	18. <b>Auburn</b>	<b>14-2</b>	<b>19</b>	18. NC State	15-0	17	18. <b>Texas A&amp;M</b>	<b>15-3</b>	<b>18</b>	18. Texas	12-6	11
19. Coastal Carolina	13-3-1	19	19. <b>Ole Miss</b>	<b>12-3</b>	<b>18</b>	19. <b>Texas A&amp;M</b>	<b>15-3</b>	<b>20</b>	19. <b>East Carolina</b>	<b>12-5</b>	<b>19</b>	19. Coastal Carolina	13-3	21	19. Arizona State	15-0	23
20. <b>South Carolina</b>	<b>13-3</b>	<b>20</b>	20. Texas	12-6	7	20. NC State	15-0	22	20. Arizona State	15-0	24	20. TCU	9-5	20	20. Clemson	12-3	NR
21. NC State	15-0	23	21. <b>Texas A&amp;M</b>	<b>15-3</b>	<b>23</b>	21. TCU	9-5	23	21. Clemson	12-3	23	21. <b>Georgia</b>	<b>14-2</b>	<b>22</b>	21. <b>Tennessee</b>	<b>15-1</b>	<b>21</b>
22. UC Irvine	9-4	24	22. <b>Tennessee</b>	<b>15-1</b>	<b>24</b>	22. <b>South Carolina</b>	<b>13-3</b>	<b>24</b>	22. <b>Texas A&amp;M</b>	<b>15-3</b>	<b>26</b>	22. Arizona State	15-0	NR	22. <b>Texas A&amp;M</b>	<b>15-3</b>	<b>22</b>
23. Michigan	9-4	18	23. <b>Auburn</b>	<b>14-2</b>	<b>27</b>	23. <b>Tennessee</b>	<b>15-1</b>	<b>25</b>	23. <b>Tennessee</b>	<b>15-1</b>	<b>22</b>	23. UC Irvine	9-4	23	23. <b>South Carolina</b>	<b>13-3</b>	<b>24</b>
24. Duke	11-5	22	24. San Diego	12-4	NR	24. Clemson	12-3	NR	24. <b>South Carolina</b>	<b>13-3</b>	<b>27</b>	24. Clemson	12-3	NR	24. <b>East Carolina</b>	<b>12-5</b>	<b>25</b>
25. <b>Tennessee</b>	<b>15-1</b>	<b>NR</b>	25. UC Santa Barbara	11-2	NR	25. Arizona State	15-0	NR	25. TCU	9-5	16	25. Connecticut	7-6	25	25. Michigan	9-4	19
			26. <b>Alabama</b>	<b>15-2</b>	<b>NR</b>				26. Michigan	9-4	28						
			27. Baylor	10-4	21				27. UC Irvine	9-4	29						
			28. Miami (Fla.)	12-3	28				28. Baylor	10-4	21						
			29. Illinois	10-3	30				29. Miami (Fla.)	12-3	30						
			30. <b>East Carolina</b>	<b>12-5</b>	<b>NR</b>				30. Oregon	10-4	NR						

2019 Opponents in Bold

## Hitting Totals/Streaks

MULTI-HIT GAMES	2	3	4	5+	2019	Career
Jake Mangum	7	1	1	--	9	86
Jordan Westburg	5	1	1	--	7	14
Elijah MacNamee	6	1	--	--	7	31
Justin Foscue	3	2	1	--	6	17
Tanner Allen	3	2	--	--	5	29
Dustin Skelton	3	1	--	--	4	15
Marshall Gilbert	3	--	--	--	3	11
Gunner Halter	3	--	--	--	3	3
Rowdey Jordan	2	--	--	--	2	22
Josh Hatcher	1	--	--	--	1	13
Luke Hancock	1	--	--	--	1	1
Landon Jordan	1	--	--	--	1	1
Hayden Jones	1	--	--	--	1	1
<b>TEAM</b>	<b>39</b>	<b>8</b>	<b>3</b>	<b>--</b>	<b>50</b>	<b>--</b>

MULTI-RBI GAMES	2	3	4	5+	2019	Career
Tanner Allen	4	1	1	1	7	15
Elijah MacNamee	3	1	--	1	5	21
Justin Foscue	3	--	2	--	5	11
Jake Mangum	5	--	--	--	5	24
Jordan Westburg	1	1	1	--	3	10
Dustin Skelton	2	1	--	--	3	9
Luke Hancock	1	1	--	--	2	2
Hayden Jones	1	--	--	--	1	1
Rowdey Jordan	1	--	--	--	1	11
Gunner Halter	1	--	--	--	1	1
Josh Hatcher	1	--	--	--	1	7
Marshall Gilbert	--	1	--	--	1	6
<b>TEAM</b>	<b>23</b>	<b>6</b>	<b>4</b>	<b>2</b>	<b>35</b>	<b>--</b>

HITTING STREAKS	Current	2019 Long	Career
Jordan Westburg	1	8	8
Elijah MacNamee	8	8	12
Jake Mangum	2	7	27*
Dustin Skelton	2	4	6
Gunner Halter	4	4	4
Landon Jordan	--	4	4
Justin Foscue	--	4	5
Marshall Gilbert	2	3	6
Hayden Jones	--	3	3
Rowdey Jordan	--	3	7
Tanner Allen	2	3	11
Luke Hancock	3	3	3
Josh Hatcher	2	2	4
Bryce Brock	1	1	1
Brad Cumbest	--	1	1
---			
Cole Gordon	--	--	3
Spencer Price	1	--	1

REACHED BASED	CURRENT	2019	CAREER
Jordan Westburg	1	14	14
Elijah MacNamee	12	12	31
Jake Mangum	2	11	27*
Gunner Halter	10	10	10
Hayden Jones	--	7	7
Rowdey Jordan	--	6	9
Tanner Allen	2	6	11
Dustin Skelton	2	5	7
Luke Hancock	4	4	4
Justin Foscue	--	4	16
Landon Jordan	--	4	4
Marshall Gilbert	2	3	6
Brad Cumbest	--	2	2
Josh Hatcher	2	2	8
Bryce Brock	1	1	1
---			
Cole Gordon	--	--	4
Spencer Price	1	--	1

\* - Mangum's 27-game hit and reached-base streak spanned the 2016 and 2017 seasons. His career-best single season hitting streak is 14 games, doing so during both the 2017 & 2018 seasons. He reached base in 20-straight games during the 2016 campaign.

## News and Notes

## SEC Opening Act

- Since the SEC began the three-game weekend series format in 1967, Mississippi State has played 52 series and owns a 20-29-3 mark in those series.
- In SEC opening series since 1967, the Bulldogs owns a record of 65-78 overall and are 23-29 in the initial game of the SEC slate.
- When opening SEC play on the road, MSU is 25-40 overall and 7-14-2 in those series.
- The Diamond Dawgs have opened SEC conference play six times against Florida, owning a 3-14 overall record and winning just one of those five series.
- Of the seven SEC Championship teams since 1967, just three of them has started the season with a winning conference record following the opening weekend of SEC play;

1970	Won, 2-1 vs Ole Miss
1971	Lost, 0-3 at LSU
1979	Tied 1-1 at LSU
1985	Won, 3-0 vs. Auburn
1987	Tied 1-1 at Georgia
1989	Lost, 0-1 at Ole Miss
2016	Won, 2-1 at Vanderbilt

## Best Start Since...

- Through 17 games, MSU has piled up a 16-1 record with four wins against teams ranked in the Baseball America Top 25.
- State topped No. 21 Southern Miss (twice), No. 8 Texas Tech and No. 14 East Carolina, thus far in 2019.
- The 16-1 record is the best 17-game start since the 2013 team, when the Diamond Dawgs started the year 17-0.
- One more win would push Mississippi State's current winning streak to 13 games, which would be tied for the fifth-longest winning streak in program history. The top-10 streaks are below;

18	2006
17	2013
15	1987
14	1985
13	1970, 1976, 1979, 1981, 1999, 2015

## Ks For Days

- The first five outs recorded by Mississippi State in 2019 came via the strikeout and Bulldog pitchers amassed 43 Ks during the opening weekend of the season.
- That strikeout total is the highest three-game series total since at least 2005.
- Along those lines, the Bulldogs amassed double-digit strikeouts in each of the first nine games, marking the longest stretch to start a season since at least 2007.
- Redshirt-junior **Ethan Small** ranks No. 5 nationally with 40 strikeouts through the first four weeks of the season. He has racked up those Ks while walking just two batters.
- Freshman **JT Ginn** owns 32 strikeouts in his three starts to sit No. 38 in the NCAA, including a career-best nine against No. 21 Southern Miss.
- The bullpen has struck out 95 batters in 70 1/3 innings of work, with 10 of 12 relievers fanning at least five batters.

## MORE ON PAGE 13

## MORE ON PAGE 13

## Foscue Opens 2019 with a Bang

- In 2018, **Justin Foscue** had appeared in eight of the first nine games and had seven hits to his credit. He had two RBIs and of his seven hits one was a home run.
- Through nine games in 2019, Foscue had started nine and posted 11 hits, but four of those were home runs. He added one double and plated 10 RBIs.
- Overall, Foscue's five home runs in 2019 have already surpassed his total from the 2018 season (3). All five home runs in 2019 have come at Dudy Noble Field, after hitting all three of his home runs away from home last season.
- He currently owns a .338 batting average and 23 hits, to go along with 17 RBIs and 14 runs scored in 17 starts.

## Small Sits Em Down

- Redshirt-junior **Ethan Small** became just the 18th Mississippi State pitcher to record at least 100 strikeouts in one season during the 2018 campaign and is off to a quick start in 2019.
- Small opened the 2019 campaign with a then-career-high 11 strikeouts versus Youngstown State, including the first five batters he faced.
- He followed that up with a career-best 13 strikeouts in seven one-hit innings against No. 21 Southern Miss. He didn't walk a batter for the second-straight contest.
- Overall, Small has 182 career punch outs in 37 appearances.
- After missing the 2017 season due to injury, Small sat down 122 batters via strikeout in 2018, the seventh-highest total in State history.
- Only five Bulldogs have ever posted multiple 100-plus strikeout seasons in program history; **Jeff Brantley** (1984, 85), **Eric DuBose** (1995, 96, 97), **Matt Ginter** (1998, 99), **Konnor Pilkington** (2017, 18) and **B.J. Wallace** (1991, 92).

## Ginn Grabs Back-to-Back SEC FOTW Honors

- Freshman **JT Ginn** grabbed back-to-back Southeastern Conference Co-Freshman of the Week honors in weeks two and three of the 2019 season.
- The rookie collected victories over back-to-back ranked opponents, defeating No. 21 Southern Miss and No. 8 Texas Tech.
- He fired off seven innings of three-hit, two-run baseball to earn a victory over Texas Tech on Saturday, March 2. Ginn fanned eight batters and walked only one in the outing. The Red Raiders were averaging 11.2 hits and 9.3 runs per game entering the weekend, but Ginn was able to scatter three hits, as he retired 12-straight batters from the second inning to the sixth inning.
- Against Southern Miss Ginn tossed seven shutout innings and allowed just two hits and walked one batter. He struck out a career-high nine and didn't face more than four hitters in any inning.

## Three Earn Frisco Classic Honors

- After finishing the Frisco Classic at 2-0, three Diamond Dawgs were honored with all-tournament honors, as **JT Ginn** was named the MVP of the event, and **Justin Foscue** and **Elijah MacNamee** each earned all-tournament nods.
- Ginn fired off seven innings of three-hit, two-run baseball in his third career start to improve to 3-0 with a victory over No. 3 Texas Tech on Saturday afternoon. The right hander fanned eight batters and walked only one in the outing.
- Foscue led MSU with a .500 (4-for-8) average at the event. His four hits were the most for a Bulldog and he scored the game-winning run vs. Sam Houston State after leading off the eighth inning with a double down the left-field line.
- MacNamee hit .333 (2-for-6) at the Frisco Classic, but owned a .556 on-base percentage with two walks and a hit-by-pitch. He scored two runs and drove in one RBI on the weekend.



### Allen, Small Earn National POTW Honors

- Both **Tanner Allen** and **Ethan Small** have earned national honors over the first two weekends of the 2019 season, with Allen earning his following the opening weekend and Small garnering his following week two.
- Allen** had a monster opening weekend for the Diamond Dawgs, hitting .538 with five extra base hits and 13 RBIs versus Youngstown State. Of his seven hits, five went for extra bases, including the two home runs, to account for 16 total bases on the weekend.
- For his efforts, Allen earned Perfect Game National Hitter of the Week and was named to the Collegiate Baseball Newspaper National Player of the Week Honor Roll. **MORE ON PAGE 6**
- Small struck out a career-high 13 batters in his week two start versus No. 21 Southern Miss. The left-hander allowed just one hit and hit a batter, with neither advancing to second base.
- For his efforts, Small earned a spot on the Collegiate Baseball Newspaper National Player of the Week Honor Roll. **MORE ON PAGE 6**

### Starting with a Sweep

- Mississippi State opened the 2019 season with a three-game sweep of Youngstown State, marking the first time since 2015 the Bulldogs swept a series to open a season.
- In all, State has opened a season with a perfect home weekend on 13 occasions since 1990, when most college teams began starting the season with weekend series.
- More recently, State was unblemished on the first weekend of a season at home in 2015 (Cincinnati/Miami (Ohio)), 2013 (Portland), 2011 (Akron/Lamar) and 2010 (Rhode Island).
- Other seasons include; 2007, 2006, 2005, 2004, 2001, 1999, 1995, 1994.
- Of the 30 seasons since 1990, State has opened the year at home on 22 occasions.

### Uni Watch

- Mississippi State has six different uniform combinations for the 2019 campaign and below is a look at how they have fared in each bar;
- |                      |     |
|----------------------|-----|
| Black '85s           | 2-0 |
| Maroon '85s          | 4-1 |
| White '85s           | 1-0 |
| White Block State    | 3-0 |
| Grey Sleeveless      | --  |
| White Pinstripes     | 4-0 |
| Grey Pinstripes      | 1-0 |
| Alex Wilcox Uniforms | 1-0 |

### Lemonis Wins No. 1

- Head coach **Chris Lemonis** earned his first Mississippi State victory in his first game as head coach, joining eight other Bulldog skippers to accomplish the feat.
- Lemonis joins **John Cohen, Jimmy Bragan, Paul E. Gregory, S.L. Robinson, F.P. Plass, S.A. Jehl, S.W. Scales** and **G.C. Creelman**, who each won their first games as the Maroon and White's head coach.
- Ron Polk** won the first game of his second stint as the MSU skipper in 2002. However, Polk dropped his MSU debut, 2-1, to Louisiana Tech in 1976.
- Of the nine coaches to win their first game, Lemonis joins Creelman and Robinson as the only three to start 4-0 or better. Creelman won his first 14 games over five seasons and was 15-0-3 before suffering his first loss, while Robinson started 6-0 in 1919. Lemonis began the season 4-0.

### Big League Talent

- Mississippi State is great at turning out major league talent, with 59 Diamond Dawgs reaching the highest level of the sport, but it is also great at keeping student-athletes from the draft.
  - The 2019 roster features eight Bulldogs that have been drafted, including two with multiple selections in the Major League Baseball First Year Player Draft.
  - A complete list is below;
- | Name (Pos.)          | Year | Round | Organization         |
|----------------------|------|-------|----------------------|
| Tanner Allen (IF/OF) | 2017 | 36th  | Chicago Cubs         |
| Eric Cerantola (LHP) | 2018 | 30th  | Tampa Bay Rays       |
| JT Ginn (RHP/IF)     | 2018 | 1st   | Los Angeles Dodgers  |
| Gunner Halter (IF)   | 2017 | 22nd  | Toronto Blue Jays    |
|                      | 2018 | 26th  | Cleveland Indians    |
| Josh Hatcher (IF/OF) | 2017 | 39th  | Los Angeles Angels   |
| Jake Mangum (OF)     | 2017 | 30th  | New York Yankees     |
|                      | 2018 | 32nd  | New York Mets        |
| Dustin Skelton (C)   | 2016 | 36th  | Toronto Blue Jays    |
| Ethan Small (LHP)    | 2018 | 26th  | Arizona Diamondbacks |

### Voice of the Diamond Dawgs Enters Year 41

- Long-time MSU radio broadcaster **Jim Ellis** enters his 41st season as the play-by-play announcer for Mississippi State baseball, with his first season having been 1979.
- Ellis is tied for the second-longest tenured broadcaster in the Division I college baseball, trailing only Dave Nitz at Louisiana Tech (45 seasons). Ellis' 41 years are tied with Ole Miss' David Kellum and Southern Miss' John Cox.
- The new Dudy Noble Field features home and visiting radio booths inside the Jim Ellis Radio Suite, named for the iconic "Voice of the Diamond Dawgs."







## Mangum's Record Watch

### Career Hits - Mississippi State

Player (Seasons)	Hits
1. Jeffrey Rea (2004-07)	335
2. Richard Lee (1995-98)	328
3. Travis Chapman (1997-00)	327
4. Steve Gendron (2001-04)	316
5. <b>Jake Mangum (2016-present)</b>	<b>301</b>
6. Burke Masters (1987-90)	295
7. Matt. Maniscalco (2000-03)	279
8. Tommy Raffo (1987-90)	278
9. Brad Hildreth (1986-89)	275
10. Rafael Palmeiro (1983-85)	268

### Career Hits - Southeastern Conference

Player (Seasons)	Hits
1. Eddy Furniss, LSU (1995-98)	352
2. Preston Tucker, Florida (2009-12)	341
Jay Waggoner, Auburn (1992-95)	341
4. <b>Jeffery Rea, Mississippi State (2004-07)</b>	<b>335</b>
5. Taylor Dugas, Alabama (2009-12)	334
6. Blake Dean, LSU (2007-10)	332
7. <b>Richard Lee, Mississippi State (1995-98)</b>	<b>328</b>
8. <b>Travis Chapman, Mississippi State (1997-00)</b>	<b>327</b>
Jason Williams, LSU (1993-96)	327
10. Andy Phillips, Alabama (1996-99)	322
---	---
20. Casey Dunn, Auburn (1996-99)	307
21. Brandon Moore, Auburn (1991-94)	304
22. Todd Faulkner, Auburn (1998-01)	303
23. <b>Jake Mangum, Mississippi State (2016-present)</b>	<b>301</b>
24. Dominic de la Osa, Vanderbilt (2005-08)	300

### Career Doubles

Player (Seasons)	Doubles
1. Travis Chapman (1997-2000)	71
2. Richard Lee (1995-98)	66
3. Pete Young (1987-89)	56
4. Dan Van Cleve (1981-85)	55
<b>Jake Mangum (2016-present)</b>	<b>55</b>
6. Matthew Maniscalco (2000-03)	54
7. John Cohen (1988-90)	53
8. Tommy Raffo (1987-90)	52
Rex Buckner (1990-93)	52
Adam Piatt (1995-97)	52
Connor Powers (2006-10)	52

### Career Games Played

Player (Seasons)	Games Played
1. Burke Masters (1987-90)	251
2. Richard Lee (1995-98)	248
Travis Chapman (1997-2000)	248
4. Brad Freeman (1995-98)	246
Matthew Maniscalco (2000-03)	246
6. Steve Gendron (2001-04)	242
7. Rex Buckner (1990-93)	240
8. Brad Hildreth (1986-89)	237
Tracy Echols (1986-87, 89-90)	237
10. Jeffrey Rea (2004-07)	236
---	---
-- <b>Jake Mangum (2016-present)</b>	<b>212</b>

## Mangum's Mastery

### Mangum Eyes SEC Hits Record

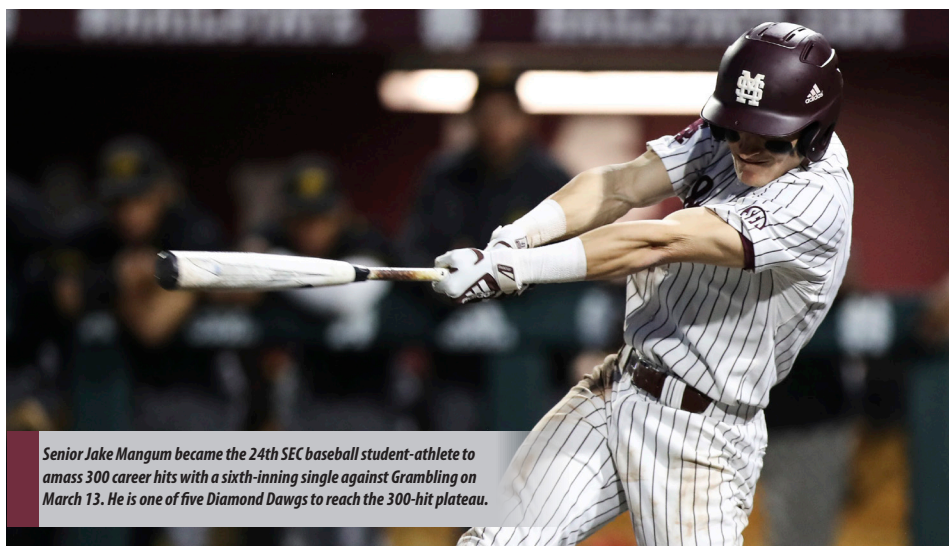
- Senior **Jake Mangum** is just 51 hits shy of tying the SEC career hits record, which currently belongs to LSU's **Eddy Furniss** (352; 1995-98).
- His career total sits at 301 hits, which puts him No. 5 all-time at Mississippi State, trailing Steve Gendron (316; 2001-04) for the No. 4 spot. **MORE ON PAGE 8 SIDE BAR**
- The SEC career hits record will be closely watched by both MSU and LSU fans all season, as Tiger's senior **Antoine Duplantis** has 289 career hits.
- Mangum is just 34 hits away from tying State's career hits record, currently held by **Jeffrey Rea** (335; 2004-07), which is No. 3 all-time in SEC history.
- Below are Mangum's milestone hits;
  - 1st hit - Alcorn State, March 11, 2016
  - 8th career game
  - 100th hit - Indiana State, Feb. 25, 2017
  - 70th career game (62 game between)
  - 200th hit - Southeastern Louisiana, March 14, 2018
  - 144th career game (74 games between)
  - 300th hit - Grambling, March 13, 2019
  - 212th career game (68 games between)

### Mangum Goes for 100

- Senior **Jake Mangum** became the fourth Diamond Dawg in program history to collect 100 hits in a season during the 2018 campaign.
- "The Mayor" posted 101 hits, the fourth-most in a single-season in MSU history.
- His 100-hit season was the first since **Adam Frazier** did it during the 2013 campaign, logging a school-record 107 hits.
- The complete list of Bulldogs with 100-plus hits in a season is below;
  - Adam Frazier (107; 2013)
  - Brian Wiese (103; 1998)
  - Tommy Raffo (102; 1989)
  - Jake Mangum (101; 2018)
  - Richard Lee (100; 1997)

### Mangum Joins SEC Elite

- With a sixth-inning single against Grambling on March 13, senior **Jake Mangum** joined an exclusive group of Southeastern Conference baseball student-athletes.
- That hit pushed Mangum into the 300-hit club, making him one of just 24 SEC baseball student-athletes to reach the mark, including one of five Diamond Dawgs.
- Mangum joins the following MSU student-athletes to post 300 hits;
  - Jeffery Rea (335; 2004-07)
  - Richard Lee (328; 1995-98)
  - Travis Chapman (327; 1997-2000)
  - Steve Gendron (316; 2001-04)
  - Jake Mangum (301; 2016-present)



Senior Jake Mangum became the 24th SEC baseball student-athlete to amass 300 career hits with a sixth-inning single against Grambling on March 13. He is one of five Diamond Dawgs to reach the 300-hit plateau.



## 'Penning It Down

### Gordon's Scoreless Streak

- Graduate **Cole Gordon** nearly equaled the MSU record for consecutive scoreless innings, as he ran a streak of 25 innings without giving up a run.
- Gordon's streak was just shy of **Jonathan Holder's** 27 1/3 innings of scoreless work during the 2012 season.
- The streak began with a scoreless ninth inning against Oklahoma in the fourth game of the 2018 Tallahassee Regional and ended with a one-out sacrifice fly versus Maine on March 10, 2019.
- During the stretch, Gordon has accomplished the following;
  - vs. Oklahoma (6/3): 6.0 IP, 7 H, 4 R, 2 BB, 10 K - **Win**
  - The final inning was scoreless, with 3K, 1 HPB, 1 BB at Vanderbilt (6/8): 3.1 IP, 1 H, 1 BB, 3 K
  - at Vanderbilt (6/10): 3.2 IP, 2 H, 3 BB, 7 K
  - vs. Washington (6/16): 0.1 IP, 1 H
  - vs. North Carolina (6/19): 3.0 IP, 1 H, 2 K - **Save**
  - vs. Oregon State (6/23): 4.1 IP, 1 H, 3 K
  - Youngstown State (2/15): 1.0 IP, 2 K - **Win**
  - UAB (2/20): 2.0 IP, 2 H, 1 BB, 4 K - **Save**
  - Southern Miss (2/24): 2.0 IP, 3 BB, 2 K - **Win**
  - vs. Sam Houston State (3/1): 1.0 IP, 1 H, 1 K - **Save**
  - vs. Texas Tech (3/2): 1.0 IP, 2 K - **Save**
  - East Carolina (3/5): 1.0 IP, 4 K - **Save**
  - Maine (3/8): 1.0 IP, 2 K
- During the streak, Gordon allowed nine hits, nine walks and hit one batter. He struck out 35 to go along with a 3-0 record and five saves in the 10 appearances.
- Along with his work on the mound, Gordon also wears the SEC Graduate patch, signifying an SEC student-athlete that has already completed their degree.
- He owns degrees in business administration and marketing. Gordon is currently working towards his MBA.

### A Trusty 'Pen

- Everyone needs a trust pen. Be it for note taking, making a grocery list or, as a head baseball coach, somewhere you can go to get big outs late in games.
- Through 17 games, the Mississippi State bullpen has been just that for head coach **Chris Lemonis** and pitching coach **Scott Foxhall**.
- The 'pen has posted six wins and collected five saves. Twelve relievers have racked up 70 1/3 innings to help the Dawgs to a 16-1 record. **MORE ON PAGE 7 & 13**
- Twelve different relievers have combined to allow just 15 earned runs on 48 hits. The group owns 95 strikeouts and 26 walks.
- Graduate student **Cole Gordon** is 2-0 with five save in a team-best eight appearances. He owns 17 strikeouts in 10 innings of work.
- Freshman **Brandon Smith** hasn't factored into a decision yet, but he has made eight appearances and owns a 1.04 ERA in 8 2/3 innings. He has nine strikeouts and one walk.

## State to The Show

### Diamond Dawgs Playing in Major League Baseball

Name (Yrs. at MSU)	Pos.	Organization
Adam Frazier (2011-13)	IF	Pittsburgh Pirates
Jonathan Holder (2010-13)	RHP	New York Yankees
Dakota Hudson (2014-16)	RHP	St. Louis Cardinals
Jacob Lindgren (2012-14)	RHP	Atlanta Braves *
Mitch Moreland (2005-07)	IF	Boston Red Sox
Chris Stratton (2010-12)	RHP	San Francisco Giants
Hunter Renfroe (2011-13)	RF	San Diego Padres
Brandon Woodruff (2012-14)	L/RP	Milwaukee Brewers

\* - Spent the 2018 season on the disabled list.

### Diamond Dawgs in Minor League Baseball

Name (Yrs. at MSU)	Pos.	Organization (Level)
Jacob Billingsley (2014-18)	RHP	Houston Astros (A)
Ben Bracewell (2010-14)	RHP	Oakland Athletics (AA)
Daniel Brown (2015-16)	LHP	Milwaukee Brewers (A)
Gavin Collins (2014-16)	C	Cleveland Indians (A)
J.P. France (2018)	RHP	Houston Astros (A)
Kendall Graveman (2010-13)	RHP	Oakland Athletics (AAA)
Ryan Gidley (2015-2017)	IF	Oakland Athletics (A)
Zac Houston (2014-16)	RHP	Detroit Tigers (AAA)
Reid Humphreys (2014-16)	RHP	Colorado Rockies (AA)
Jack Kruger (2016)	C	Los Angeles Angels (AA)
Nathaniel Lowe (2016)	IF	Tampa Bay Rays (AAA)
Zach Neff (2018)	LHP	Minnesota Twins (A)
Rafael Palmeiro (1983-85)	---	Cleburne (Ind.)
Konnor Pilkington (2016-18)	LHP	Chicago White Sox (R)
Jacob Robson (2013-16)	CF	Detroit Tigers (AAA)
Brent Rooker (2014-2017)	IF	Minnesota Twins (AA)
Austin Sexton (2014-16)	RHP	St. Louis Cardinals (A)
Hunter Stovall (2016-18)	IF	Colorado Rockies (R)

### Diamond Dawgs Coaching in Professional Baseball

Name (Yrs. at MSU)	Organization	Team (Level)
Travis Chapman (1997-2000)	New York Yankees	Scranton Wilkes-Barre (AAA)
Chris Maloney (1982-83)	Atlanta Braves	Mississippi (AA)
Chris YouAZ±"E		
?c (2000-02)	Philadelphia Phillies	Philadelphia (MLB)

### Diamond Dawgs Working in Professional Baseball

Name (Yrs. at MSU)	Organization	Role
Jeff Brantley (1982-85)	Cincinnati Reds	Broadcaster
Will Clark (1983-85)	San Francisco Giants	Special Assistant

**NOTE:** Affiliations and minor league levels are based off of where the player ended the 2018 season.

## Pen Production

Below is a listing of decisions (win or loss), holds and saves from the Mississippi State bullpen in 2019.

**NOTE:** A hold occurs when a relief pitcher enters the game in a save situation and maintains the team's lead, while recording at least one out. In order for a pitcher to be credited with a hold one of two conditions must be met: 1) He enters with a lead of three runs or less and maintains that lead while recording at least one out. 2) He enters the game with the tying run on-deck, at the plate or on the bases, and records an out.

Opponent (Date)	Result	Pitcher	Line	Opponent (Date)	Result	Pitcher	Line
UAB (2/20)	Win (1)	Self, Riley	1.0 IP, 1 BB	Arkansas-Pine Bluff (3/6)	Hold (1)	Self, Riley	2.0 IP, 1 H, 1 K
UAB (2/20)	Save (1)	Gordon, Cole	2.0 IP, 2 H, 1 BB, 4 K	Arkansas-Pine Bluff (3/6)	Hold (1)	Price, Spencer	1.0 IP, 2 BB
Southern Miss (2/22)	Loss (1)	Barlow, Trysten	1.0 IP, 1 R, 1 ER, 1 BB, 1 K	Arkansas-Pine Bluff (3/6)	Hold (1)	Smith, Brandon	1.0 IP, 1 H, 1 K
Southern Miss (2/24)	Win (1)	Gordon, Cole	2.0 IP, 3 BB, 2 K	Maine (3/8-1)	Save (1)	Liebelt, Jared	3.0 IP, 4 H, 1 R, 1 ER, 3 K
vs. Sam Houston State (3/1)	Win (1)	Barlow, Trysten	0.1 IP, 1 K	Maine (3/8-2)	Hold (2)	Smith, Brandon	1.0 IP, 2 K
vs. Sam Houston State (3/1)	Save (2)	Gordon, Cole	1.0 IP, 1 H, 1 K	Maine (3/10)	Win (1)	White, Colby	1.0 IP, 1 K
vs. Texas Tech (3/2)	Hold (1)	White, Colby	1.0 IP, 2 K	Maine (3/10)	Save (5)	Gordon, Cole	1.0 IP, 2 H, 1 R, 1 ER, 1 BB
vs. Texas Tech (3/2)	Save (3)	Gordon, Cole	1.0 IP, 2 K	Grambling (3/13)	Win (3)	Cerantola, Eric	2.0 IP, 1 R, 0 ER, 3 BB, 4 K
East Carolina (3/5)	Hold (1)	Eagan, Jack	1.0 IP, 1 H				
East Carolina (3/5)	Hold (1)	Plumlee, Peyton	3.0 IP, 1 H, 1 R, 1 ER, 1 BB, 4 K				
East Carolina (3/5)	Hold (1)	Barlow, Trysten	1.0 IP, 1 H, 3 K				
East Carolina (3/5)	Hold (2)	White, Colby	1.0 IP, 1 K				
East Carolina (3/5)	Save (4)	Gordon, Cole	1.0 IP, 4 K				



## Going Yard

Below is a listing of all of the home runs for the 2019 season, including expanded data for those home runs that MSU hits at home.

Gm	Name	Inn.	On Base	Exit Velocity	Launch Angle	Distance
1	Tanner Allen	6	1	97	32	369 feet
1	Elijah MacNamee	8	2	97	31	365 feet
2	Tanner Allen	2	2	97	29	365 feet
3	Justin Foscue *	2	--	101	30	375 feet
3	Hayden Jones	5	--	104	31	400 feet
6	Justin Foscue *	2	--	99	27	376 feet
6	Dustin Skelton	5	1	101	29	402 feet
6	Dustin Skelton *	7	--	97	27	397 feet
8	Marshall Gilbert *	3	--	102	29	375 feet
8	Justin Foscue	3	1	101	21	372 feet
9	Justin Foscue	1	4	102	27	397 feet
9	Gunner Halter *	2	--	96	22	323 feet
14	Jordan Westburg	5	2	104	22	410 feet
15	Dustin Skelton	2	1	101	28	385 feet
16	Dustin Skelton	4	--	103	36	381 feet
16	Justin Foscue	5	2	98	36	360 feet
17	Elijah MacNamee	5	3	95	30	380 feet

16 total home runs in 2019

(\* - Home run led off an inning | ^ - Leadoff home run (bottom/top 1st)

## The Last Time...

# - SEC Tournament | % - NCAA Regional | ^ - NCAA Super Regional | S - College World Series

### A MISSISSIPPI STATE TEAM...

Won 15+ Consecutive Games	17 - Feb. 15-March 8, 2013
<b>Won 10+ Consecutive Games</b>	<b>12 - Feb. 23-current</b>
Won 10+ Consecutive SEC Games	12 - April 30-May 25, 2016
Won 5+ Consecutive SEC Games	6 - March 24- April 1, 2017
Lost 5+ Consecutive Games	6 - May 7-16, 2015
Lost 5+ Consecutive SEC Games	6 - May 7-16, 2015
<b>Swept a Three-Game Series</b>	<b>Maine; March 8-10, 2019</b>
<i>at Home</i>	<b>Maine; March 8-10, 2019</b>
<i>on The Road</i>	at Ole Miss; March 30-April 1, 2017
<b>Swept a Non-Conference Three-Game Series</b>	<b>Maine; March 8-10, 2019</b>
<i>at Home</i>	<b>Maine; March 8-10, 2019</b>
<i>on The Road</i>	at Hawaii-Hilo; 1985
Swept a Three-Game SEC Series	Florida; May 17-19, 2018
<i>at Home</i>	Florida; May 17-19, 2018
<i>on The Road</i>	at Ole Miss; March 30-April 1, 2017
Was Swept in a Three-Game Series	Vanderbilt; March 16-18, 2018
<i>at Home</i>	Vanderbilt; March 16-18, 2018
<i>on The Road</i>	at Southern Miss; Feb. 16-18, 2018
Was Swept in a Three-Game Non-Conference Series	at Southern Miss; Feb. 16-18, 2018
<i>at Home</i>	Southeastern Louisiana; Feb. 26-28, 2010
<i>on The Road</i>	at Southern Miss; Feb. 16-18, 2018
Was Swept in a Three-Game SEC Series	Vanderbilt; March 16-18, 2018
<i>at Home</i>	Vanderbilt; March 16-18, 2018
<i>on The Road</i>	at Arkansas, March 17-19, 2017
<b>Played An Extra-Inning Game</b>	<b>L, 0-1 (10 innings) - Southern Miss; Feb. 22, 2019</b>
<i>Won An Extra-Inning Game</i>	W, 10-6 (11 innings) - at Vanderbilt; June 10, 2018 ^
<i>Lost An Extra-Inning Game</i>	<b>L, 0-1 (10 innings) - Southern Miss; Feb. 22, 2019</b>
Played Consecutive Extra-Inning Games	May 4-5, 2018; at Alabama, W, 14-12 (10 innings) and L, 3-4 (10 innings)
Won Consecutive Extra-Inning Games	May 10-11, 2014; Tennessee, W, 1-0 (10 innings) and W, 4-3 (12 innings)
<b>Won on a Walk-Off</b>	<b>W, 4-3 - Southern Miss, Feb. 24, 2019</b>
	<b>Tanner Allen RBI double in the ninth inning</b>
Won Consecutive Games Via A Walk-Off	May 10-11, 2014; Tennessee, W, 1-0 (10 innings) and W, 4-3 (12 innings)
	Seth Heck RBI single in the 10th inning
	Cody Walker bases loaded walk in the 12th inning

### A MISSISSIPPI STATE OFFENSE...

Scored 30+ Runs	32 - Jackson State; April 29, 1988
Scored 25+ Runs	27 - Alcorn State; April 20, 2010
Scored 20+ Runs	27 - Alcorn State; April 20, 2010
<b>Scored 15+ Runs</b>	<b>18 - Grambling; March 13, 2019</b>
<b>Scored 10+ Runs In An Inning</b>	<b>11 (8th) - Youngstown State; Feb. 15, 2019</b>
<b>Scored 9+ Runs In An Inning</b>	<b>11 (8th) - Youngstown State; Feb. 15, 2019</b>
<b>Scored 8+ Runs In An Inning</b>	<b>8 (7th) - Arkansas-Pine Bluff; March 6, 2019</b>
Had 30+ Hits	30 - Kentucky; 4/30/1989
Had 25+ Hits	26 - Little Rock; Feb. 28, 1999
Had 20+ Hits	20 - at Kentucky; May 13, 2018
Had 6+ Home Runs	6 - at UAB; March 18, 2008
Had 5+ Home Runs	5 - Alabama; May 2, 2009
Hit Back-To-Back Home Runs	5th Inning, Cole Gordon (2R HR)/Tanner Poole (Solo) - Morehead State; February 21, 2017
Hit Back-To-Back-To-Back Home Runs	8th Inning, Russ Sneed (2R HR)/Connor Powers (Solo)/Ryan Duffy (Solo); Alabama, May 3, 2009
Had 3+ Triples	3 - Southern Cal; March 14, 2004
Had 8+ Doubles	8 - at Auburn; May 14, 2016
Had 7+ Doubles	8 - at Auburn; May 14, 2016
<b>Had 6+ Doubles</b>	<b>6 - Arkansas-Pine Bluff; March 6, 2019</b>
Had 10+ Walks	11 - Columbia; March 13, 2017
Had 9+ Stolen Bases	10 - Arkansas-Pine Bluff; March 18, 2017
Had 8+ Stolen Bases	10 - Arkansas-Pine Bluff; March 18, 2017
<b>Didn't Strikeout in a Game</b>	<b>0 - Jackson State; Feb. 26, 2019</b>
<b>Had Two or Fewer Strikeouts</b>	<b>2 - Youngstown State; Feb. 15, 2019</b>
<b>Was Shut Out</b>	<b>Southern Miss (0-1); Feb. 22, 2019</b>
<i>at Home</i>	<b>Southern Miss (0-1); Feb. 22, 2019</b>
<i>on The Road</i>	at LSU (0-4); March 31, 2018
<i>Back-To-Back Games</i>	Auburn (0-5, 0-4); March 27-28, 2015
<i>Three-Straight Games</i>	vs. Southern Miss (0-3); March 24, 2018 and Auburn (0-5, 0-4); March 27-28, 2015

## Hit It Hard

Below is a listing of the top-10 hardest hit balls by MSU in 2019.

Exit Velocity	Name	Opponent	Result
109.9	Jordan Westburg	Youngstown State (2/15)	Single
109.3	Jordan Westburg	Southern Miss (2/23)	Single
108.9	Jordan Westburg	Southeastern La. (2/27)	Ground Out
106.6	Justin Foscue	Maine (3/10)	Ground Out
106.0	Jordan Westburg	vs. Texas Tech (3/2)	Double
105.9	Justin Foscue	Maine (3/8)	Ground Out
105.6	Hayden Jones	Maine (3/8)	Double
105.3	Landon Jordan	Jackson State (2/26)	Line Out
105.3	Justin Foscue	Arkansas-Pine Bluff (3/6)	Single
105.3	Justin Foscue	UAB (2/20)	Single





#### A MISSISSIPPI STATE PITCHING STAFF...

Held Opponent To 1 Hit . . . . .	Akron; Feb. 18, 2011
<b>Held Opponent To 2 Hits . . . . .</b>	<b>Southeastern Louisiana; Feb. 27, 2019</b>
Struck Out 20+ Batters . . . . .	Not Since At Least 2004
<b>Struck Out 15+ Batters . . . . .</b>	<b>.16 - Southern Miss; Feb. 22, 2019</b>
Did Not Issue A Walk . . . . .	vs. Washington; June 16, 2018 \$
<b>Shut Out An Opponent . . . . .</b>	<b>Southeastern Louisiana; Feb. 27, 2019</b>
<b>at Home . . . . .</b>	<b>Southeastern Louisiana; Feb. 27, 2019</b>
<i>on The Road . . . . .</i>	<i>at Auburn; May 13, 2016 (4-0)</i>
<i>Neutral Site Game . . . . .</i>	<i>vs. Washington; June 16, 2018 \$</i>
<i>Postseason Game . . . . .</i>	<i>vs. Washington; June 16, 2018 \$</i>
<i>Recorded Back-To-Back Shutouts . . . . .</i>	<i>2016 (Nicholls State, Feb. 28 [8-0] and Alcorn State, March 1 [14-0])</i>
Shut Out An SEC Opponent . . . . .	vs. Georgia; May 24, 2017 (3-0) #
<i>At Home . . . . .</i>	<i>Arkansas; May 19, 2016 (7-0)</i>
<i>On The Road . . . . .</i>	<i>at Auburn; May 13, 2016 (4-0)</i>

#### A MISSISSIPPI STATE BATTER HAD...

Hit for the Cycle . . . . .	Brad Freeman; South Alabama, Feb. 17, 1998
<b>Walk-Off Hit . . . . .</b>	<b>Tanner Allen; Southern Miss; Feb. 24, 2019</b>
8+ At-Bats . . . . .	8 - Adam Frazier & Brett Pirtle; vs. Missouri, May 21, 2013 #
6+ Hits . . . . .	6 - Adam Frazier; at Virginia, June 8, 2013
5+ Hits . . . . .	5 - Jake Mangum; Ole Miss, April 8, 2018
<b>4+ Hits . . . . .</b>	<b>4 - Jake Mangum; Grambling, March 13, 2019</b>
<b>2+ Hits In An Inning . . . . .</b>	<b>.2 - Jordan Westburg (1B, 1B - 8th inning); Youngstown State, Feb. 15, 2019</b>
5+ Runs . . . . .	5 - Jon Knott; Little Rock, Feb. 28, 1999
<b>4+ Runs . . . . .</b>	<b>4 - Jake Mangum &amp; Gunner Halter; Grambling, March 13, 2019</b>
3+ Doubles . . . . .	3 - Tanner Allen; vs. Samford, June 3, 2018 %
2+ Triples . . . . .	2 - C.T. Bradford; at Arizona, March 9, 2014
3+ Home Runs . . . . .	3 - Brent Rooker; vs. Kentucky, April 8, 2017
<b>2+ Home Runs . . . . .</b>	<b>2 - Dustin Skelton; Southern Miss, Feb. 23, 2019</b>
Inside-The-Park Home Run . . . . .	Cody Brown; vs. Kentucky, April 7, 2017
Pinch Hit Home Run . . . . .	Cole Gordon; vs. South Alabama, June 4, 2017
Leadoff Home Run ( <i>Top or bottom of 1st inning</i> ) . . . . .	Jake Mangum (Top 1st); vs. Samford, June 3, 2018 %
Walk-Off Home Run . . . . .	Elijah MacNamee (2-run HR); at Vanderbilt, June 8, 2018
<b>Hit a Grand Slam . . . . .</b>	<b>Elijah MacNamee; Grambling, March 13, 2019</b>
Multiple Grand Slams . . . . .	Never
A Pinch Hit Grand Slam . . . . .	Never
10+ RBIs . . . . .	11 - Jason Nappi; at UAB, March 18, 2008
9+ RBIs . . . . .	9 - Ryan Duffy; vs. Jackson State, April 6, 2010
8+ RBIs . . . . .	8 - Brent Rooker; vs. Indiana State, Feb. 24, 2017
7+ RBIs . . . . .	7 - Jordan Westburg; vs. North Carolina, June 19, 2018 \$
10+ Total Bases . . . . .	13 - Brent Rooker; vs. Kentucky, April 8, 2017
4+ Walks . . . . .	4 - Seth Heck; vs. Marshall, Feb. 21, 2015
<b>3+ Walks . . . . .</b>	<b>3 - Tanner Allen &amp; Gunner Halter; Grambling, March 13, 2019</b>
4+ Stolen Bases . . . . .	4 - Derrick Armstrong; vs. Michigan State, March 1, 2014
3+ Stolen Bases . . . . .	3 - Brent Rooker; vs. Arkansas-Pine Bluff, March 14, 2017
Stole Home . . . . .	Hunter Stovall; vs. Alcorn State, March 1, 2016
<b>3+ Hit By Pitches . . . . .</b>	<b>3 - Jordan Westburg; Youngstown State-2, Feb. 16, 2019</b>

#### A MISSISSIPPI STATE PITCHER HAD...

A Perfect Game . . . . .	J.T. Peatross; Mississippi College (1-0), 1918
A No-Hitter . . . . .	Gene Morgan; at Hawaii-Hilo (2-0), April 6, 1985
A Complete Game . . . . .	Jacob Billingsley; at Southern Miss (8-1), June 6, 2017 %
<i>Complete-Game 1-Hitter . . . . .</i>	<i>Unknown</i>
<i>Complete-Game 2-Hitter . . . . .</i>	<i>Ricky Bowen; vs. Ole Miss, March 16, 2008</i>
<i>Consecutive Complete Games . . . . .</i>	<i>Dakota Hudson; 2016 (at Auburn (4-0), May 13 and Arkansas (7-0), May 19)</i>
A Complete-Game Shutout . . . . .	Dakota Hudson; vs. Arkansas (7-0), May 19, 2016
<i>at Home . . . . .</i>	<i>Dakota Hudson; vs. Arkansas (7-0), May 19, 2016</i>
<i>on The Road . . . . .</i>	<i>Dakota Hudson; at Auburn (4-0), May 13, 2016</i>
<i>SEC Game . . . . .</i>	<i>Dakota Hudson; vs. Arkansas (7-0), May 19, 2016</i>
<i>as a Freshman . . . . .</i>	<i>Scott Tanksley; vs. Mississippi College (6-0), April 20, 1993</i>
<i>Postseason Game . . . . .</i>	<i>B.J. Wallace; vs. Nicholls State (1-0), May 21, 1992 %</i>
15+ Strikeouts . . . . .	17 - Chris Stratton; at LSU, March 16, 2012
<b>10+ Strikeouts . . . . .</b>	<b>10 - Ethan Small; Maine-1, March 8, 2019</b>
Recorded Two Saves In One Day . . . . .	Trevor Fitts; vs. Marshall and Alabama A&M, Feb. 22, 2015

#### A MISSISSIPPI STATE DEFENSE...

Turned 5+ Double Plays . . . . .	.5 - San Diego, March 8, 2015
Turned 4+ Double Plays . . . . .	.5 - San Diego, March 8, 2015
Turned A Triple Play . . . . .	Auburn-Montgomery, March 9, 1991
Had 5+ Errors . . . . .	5 - at Vanderbilt, March 18, 2011
Threw Out 3 Base Runners . . . . .	.3 - Gavin Collins; Eastern Illinois, March 1, 2014

## Pitching Potables

### Record By Starter

Pitcher	Starts	Team Record
Cerantola, Eric	2	2-0
Ginn, JT	4	4-0
James, Keegan	4	4-0
Plumlee, Peyton	3	3-0
Small, Ethan	4	3-1

### Quality Starts

Pitcher	Starts	Quality Starts	Steak
Cerantola, Eric	2	--	--
Ginn, JT	4	3	3
James, Keegan	4	--	--
Plumlee, Peyton	3	1	--
Small, Ethan	4	3	3

### Starting Pitcher Run Support

Pitcher	Starts	Runs *	Runs Per Start
Cerantola, Eric	2	31	15.5
Ginn, JT	4	31	7.7
James, Keegan	4	25	6.2
Plumlee, Peyton	3	33	11.0
Small, Ethan	4	28	9.3

\* - Runs are based on total runs scored by the team in each pitchers starts, not just runs scored while the starting pitcher is in the game.



## Dudy Noble Field

### Biography

The largest on-campus facility in college baseball, Dudy Noble Field will see the 53rd season of Mississippi State baseball at its current site in 2019. With nearly 1,600 games played at the venue, the Diamond Dawgs bring a .726 winning percentage into the brand new \$68-million facility.

The field is named in honor of longtime MSU baseball coach, athletics director and ABCA Hall of Famer Clarke Randolph "Dudy" Noble. On April 27, 1998 the facility was renamed Dudy Noble Field, Polk-DeMent Stadium, honoring another ABCA Hall of Famer, former Bulldog skipper Ron Polk, and the late Gordon DeMent, a successful businessman and longtime fan of the Diamond Dawgs from Indianola, Mississippi.

### The Origin

From 1929 until 1964, Mississippi State hosted its baseball games at the original on-campus venue, Hardy Field, which was located several hundred yards to the south of the Bulldogs' home football venue, Davis Wade Stadium at Scott Field. The baseball field was closed following the 1964 season to make way for the construction of Dorman Hall and for the next two seasons the Diamond Dawgs played their home games at Redbird Park in Columbus, Mississippi, capturing SEC titles both seasons at their temporary home.

The tin-roofed grandstand and 2,000-seat bleachers from the original Dudy Noble Field were transported to the stadium's present site, which became playable for the 1967 season. Since that time, facility enhancements have followed at a steady pace to make the "Carnegie Hall of College Baseball" one of the finest all-around facilities on the road to Omaha. Among with numerous upgrades, the current site has seen two complete demolitions and reconstructions, the latest occurring during a three-year span from 2017-2019 and opening prior to the start of the 2019 campaign.

### Leading the Attendance Boom

With a laundry list of legendary names on its all-time roster, it comes as no surprise that Mississippi State ranks among the nation's attendance leaders year in and year out. The Dudy Noble Field faithful have sold out the reserved seating allotment every season since 1987.

Along with routinely hosting some of the largest crowds in the SEC, nine of the last 11 three-day Super Bulldog Weekend series have drawn more than 25,000 fans.

MSU eclipsed the 200,000 mark in paid attendance at Dudy Noble Field for six-straight seasons between 2012-17, marking the first such occurrence in the program's history. In 2013, the Diamond Dawgs' five-millionth fan walked through the turnstiles at Dudy Noble Field. Since home attendance figures were charted starting in 1976, the "Carnegie Hall of College Baseball" has seen 6,250,621 fans rush through the gates.

In 18 of the last 19 seasons, Mississippi State has averaged 6,000 fans per game, including a record average of 8,127 during the 2014 campaign. Overall, State has eclipsed the 200,000-fan mark 11 times since 2002, with a school-record 302,558 viewing the 2016 home schedule.

Of the top 25 all-time college baseball on-campus attendances, Dudy Noble Field finds itself on the list 17 times, most notably owning the all-time on-campus attendance record of 15,586 on April 12, 2014. The Bulldogs own 14 of the top 15 marks in NCAA on-campus history and are the only NCAA baseball program to boast on-campus attendances of 14,000 or more. The four largest NCAA Super Regional crowds have assembled in Starkville, Mississippi, as well.

From April 11-13, the Bulldog faithful flooded the gates at Dudy Noble Field to the tune of 39,181 fans for a three-game series versus Ole Miss. The nearly 40,000 fans on the weekend set an NCAA on-campus attendance record for a three-game series.

Dudy Noble Field has ushered in crowds of 10,000 or better 49 times, including 2007 NCAA Super Regional-record draws of 13,715 and 12,620 for nationally-televised, late-morning games against Clemson. With the stadium

under construction in 2018, State added a 10,000-plus crowd to the tally, drawing 10,147 fans for the final date against Arkansas on April 21.

Mississippi State has hosted 23 postseason events at the facility, including three NCAA District III Tournaments (1973, 74 & 75), five SEC tournaments (1979, 1981, 1983, 1988 & 1995), 13 NCAA Regionals (1979, 1984, 1985, 1987, 1988, 1989, 1990, 1992, 1997, 2000, 2003, 2013 & 2016 ) and a pair of NCAA Super Regionals (2007 & 2016).

### The Left Field Lounge

The aura of Mississippi State baseball at Dudy Noble Field is certainly not confined to the loyal legions in the impressive grandstand, pro-style luxury sky suites or luxurious Left Field Lofts.

In fact, some of the more highly-prized seats at Bulldog Baseball games are found beyond the outfield fence in the Left Field Lounge™. Waiting lists greet those seeking to purchase one of the 96 outfield lounges in the iconic two-level outfield tailgate.

Once a colorful assortment of pickup trucks, motor homes, and trailers — most equipped with barbecue grills — lined the outfield fence, completing a circle of humanity at Dudy Noble Field. Now, the permanent lounge spaces are connected to the concourse, allowing everyone to stroll through and experience the iconic lounge culture.

What began in the late 1960s as a popular gathering spot for baseball-loving MSU supporters now forms college baseball's largest tailgate party.

### The "New Dude"

The second demolition at the current site occurred following the 2017 season and the \$68 million facility opened its gates for the 2019 campaign. Architect Wier Boerner Allin, along with consultants Populous and famed stadium architect/State alum Janet Marie Smith designed the project, while construction manager ICM and general contractor JESCO Construction, Inc. oversaw the construction.

Covering 12 acres of land on the Mississippi State University campus, the 230,000 square foot facility carries on Dudy Noble Field's legacy as the "Carnegie Hall of College Baseball." Installation of the second largest scoreboard in college baseball, measuring 43 feet wide by 60 feet high, started the project in 2017. The board, which was the largest in college baseball upon installation, is larger than boards owned by three Major League Baseball teams. The addition of 96 permanent Left Field Lounge rigs encircling the outfield followed during the fall of 2018.

The concourse and lower-level grandstands were in place for the 2018 season, with the Diamond Suites, upper-deck reserved seating area and three unique club areas — Farm Bureau Triple Crown Club, Charlie and Dana Stephenson Omaha Club and The Rooftop Club — were completed prior to the 2019 campaign. The newest version of Dudy Noble Field also features increased restroom facilities and concession points of sale.

The player spaces also received an upgrade, expanding to cover 18,000 square feet underneath the facility. The fully-equipped Bruce and Julie Martin Locker Room includes an embedded equipment room, houses 40 wooden lockers and features an oversized, dimensional halo-lit '85 Script Mississippi State sign is suspended overhead in the middle of the room.

The more spacious locker room includes an attached training room with whirlpool and fully-functional fueling station. The Mitch Moreland Hitting Tunnel, which is equipped with HitTrax, and Turner & Gloria Wingo Team Lounge are easily accessed from the home dugout, with the eye-popping player entrance and Hassell H. Franklin Omaha Room greeting players as they enter the facility. The Pitching Lab is also housed under the stadium, featuring arm care and conditioning equipment, one oversized turfed mound with three pitching rubbers and state of the art video equipment.

### Top-25 Crowds

	Attendance	Opponent	Date
1.	15,586 *	Ole Miss	April 12, 2014
2.	15,078	Texas A&M	April 16, 2016
3.	14,991	Florida	April 22, 1989
4.	14,562	Auburn	April 20, 2013
5.	14,378	LSU	April 16, 1988
6.	13,761	Arkansas	April 25, 1992
7.	13,715 #	Clemson	June 9, 2007
8.	13,691	Kentucky	April 8, 2017
9.	13,617	Georgia	April 8, 2006
10.	13,452 #	Arizona	June 11, 2016
11.	13,224	Ole Miss	April 11, 2014
12.	13,123	Ole Miss	April 15, 2000
13.	13,004	Florida	April 18, 2015
14.	12,913 #	Arizona	June 10, 2016
15.	12,708	Auburn	April 24, 1993
16.	12,620 #	Clemson	June 8, 2007
17.	12,360	Georgia	April 6, 2002
18.	11,763	Auburn	April 12, 2003
19.	11,515	Ole Miss	April 2, 2016
20.	11,496 ^	Florida State	May 27, 1990
21.	11,201	Florida	April 8, 2011
22.	11,174	Florida	April 13, 1991
23.	11,127 ^	South Alabama	May 26, 2000
24.	11,124 ^	South Alabama	June 1, 2013
25.	11,102 ^	Central Arkansas	May 31, 2013

\* - NCAA on-campus attendance record

^ - NCAA Regional

# - NCAA Super Regional

**NOTE:** Mississippi State owns 49 crowds of 10,000-plus in the history of the program. The top seven (7) crowds in Dudy Noble Field history are also the top seven (7) on-campus crowds in NCAA history.



## Season Statistics

Record: 16-1 Home: 14-1 Away: 0-0 Neutral: 2-0 SEC: 0-0

Player	avg	gp-gs	ab	r	h	2b	3b	hr	rbi	tb	slg%	bb	hp	so	gdp	ob%	sf	sh	sb-att	po	a	e	fld%
15 Mangum, Jake	.366	17-17	71	20	26	6	0	0	16	32	.451	8	3	5	0	.446	1	0	12-15	30	2	0	1.000
11 Westburg, Jordan	.361	16-16	61	20	22	5	2	1	12	34	.557	9	5	14	0	.480	0	0	2-2	15	34	4	.925
40 MacNamee, Elijah	.351	17-17	57	16	20	5	0	2	19	31	.544	11	3	9	1	.459	3	0	2-4	29	2	0	1.000
17 Foscue, Justin	.338	17-17	68	14	23	4	0	5	17	42	.618	7	0	6	2	.395	1	0	0-0	14	26	5	.889
5 Allen, Tanner	.266	17-17	64	15	17	6	0	2	24	29	.453	10	2	8	2	.367	3	0	1-1	134	3	1	.993
4 Jordan, Rowdey	.180	17-17	61	15	11	4	0	0	4	15	.246	8	1	12	1	.282	1	0	5-6	21	0	0	1.000
-----																							
20 Hancock, Luke	.667	4-0	6	2	4	1	0	0	6	5	.833	1	0	0	0	.714	0	0	0-0	6	0	0	1.000
27 Brock, Bryce	.500	1-0	2	1	1	0	0	0	1	1	.500	0	0	0	0	.500	0	0	0-0	0	0	0	.000
10 Hatcher, Josh	.444	7-2	9	1	4	1	1	0	3	7	.778	2	0	2	0	.545	0	0	0-1	0	1	0	1.000
34 Gilbert, Marshall	.409	12-4	22	3	9	3	0	1	4	15	.682	3	1	7	0	.500	0	0	0-0	24	2	0	1.000
2 Halter, Gunner	.298	16-15	47	16	14	0	0	1	7	17	.362	7	0	10	0	.389	0	3	2-2	19	27	2	.958
32 Jordan, Landon	.290	15-7	31	9	9	3	0	0	3	12	.387	3	0	5	1	.353	0	0	2-2	5	5	0	1.000
12 Jones, Hayden	.281	15-11	32	4	9	4	0	1	3	16	.500	1	1	5	0	.324	0	0	1-2	35	2	1	.974
8 Skelton, Dustin	.255	14-13	47	9	12	0	0	4	9	24	.511	3	0	12	0	.300	0	1	1-1	125	24	1	.993
33 Cumbest, Brad	.250	8-0	8	2	2	1	0	0	2	3	.375	1	0	2	0	.333	0	0	0-0	2	0	0	1.000
3 Ginn, JT	.000	3-0	3	0	0	0	0	0	0	0	.000	0	0	1	0	.000	0	0	0-0	0	3	0	1.000
31 Bell, Benjamin	.000	5-0	0	1	0	0	0	0	0	0	.000	0	0	0	0	.000	0	0	0-0	0	0	0	.000
Totals	.311	17	589	148	183	43	3	17	130	283	.480	74	16	98	7	.397	9	4	28-36	462	152	17	.973
Opponents	.183	17	547	36	100	12	2	3	31	125	.229	42	16	205	6	.260	3	6	18-28	416	153	34	.944

LOB - Team (125), Opp (116). DPs turned - Team (8), Opp (9). IBB - Team (6), Allen 2, Skelton 1, Jordan, L. 1, Foscue 1, Mangum 1, Opp (2). Picked off - Allen 1.

### (All games Sorted by Earned run avg)

Player	era	w-l	app	gs	cg	sho	sv	ip	h	r	er	bb	so	2b	3b	hr	b/avg	wp	hp	bk	sfa	sha
44 Small, Ethan	1.50	1-0	4	4	0	0/0	0	24.0	14	5	4	2	40	3	0	1	.169	0	3	0	0	3
3 Ginn, JT	1.80	4-0	4	4	0	0/0	0	25.0	13	5	5	3	32	0	0	1	.148	7	2	2	1	0
13 Plumlee, Peyton	3.38	1-0	6	3	0	0/1	0	18.2	13	7	7	5	21	1	0	0	.186	3	3	0	0	0
-----																						
37 Cerantola, Eric	0.00	3-0	4	2	0	0/0	0	9.0	3	1	0	6	12	1	0	0	.097	0	1	0	0	0
41 White, Colby	0.00	1-0	7	0	0	0/1	0	7.0	2	0	0	0	12	0	0	0	.091	0	1	0	0	0
55 Price, Spencer	0.00	0-0	4	0	0	0/0	0	4.0	3	1	0	3	6	1	0	0	.214	1	0	0	0	1
39 Spring, Tyler	0.00	0-0	3	0	0	0/0	0	3.0	2	0	0	0	4	1	0	0	.182	0	0	0	0	0
24 Gordon, Cole	0.90	2-0	8	0	0	0/0	5	10.0	5	1	1	5	17	0	0	0	.143	2	0	0	1	0
19 Liebelt, Jared	0.96	0-0	6	0	0	0/2	1	9.1	8	3	1	2	8	2	1	0	.222	0	0	0	0	0
6 Smith, Brandon	1.04	0-0	8	0	0	0/1	0	8.2	4	1	1	1	9	0	1	0	.143	0	1	0	0	1
46 Barlow, Trysten	1.50	1-1	6	0	0	0/1	0	6.0	6	1	1	1	11	0	0	0	.250	2	1	0	0	0
14 Self, Riley	1.69	1-0	6	0	0	0/1	0	5.1	7	1	1	1	2	1	0	0	.333	1	0	0	0	0
18 James, Keegan	1.80	2-0	4	4	0	0/1	0	15.0	12	3	3	8	17	1	0	0	.235	3	1	0	1	1
16 Eagan, Jack	4.50	0-0	5	0	0	0/1	0	6.0	3	3	3	3	9	1	0	1	.158	0	2	0	0	0
27 Brock, Bryce	6.00	0-0	2	0	0	0/0	0	3.0	5	4	2	2	5	0	0	0	.357	0	1	0	0	0
Totals	1.69	16-1	17	17	0	2/2	6	154.0	100	36	29	42	205	12	2	3	.183	19	16	2	3	6
Opponents	8.12	1-16	17	17	0	1/1	0	139.2	183	148	126	74	98	43	3	17	.311	29	16	1	9	4

PB - Team (3), Gilbert 1, Jones 1, Skelton 1, Opp (5). Pickoffs - Team (2), Gordon 1, Ginn 1, Opp (1). SBA/ATT - Skelton (15-20), Ginn (6-7), Plumlee (3-5), Small (3-4), James (1-4), Gilbert (2-4), Cerantola (1-3), Jones (1-3), Self (0-1), Smith (1-1), White (1-1), Barlow (1-1), Gordon (1-1).





## Results

Date	Opponent		Score	Inns	Overall	SEC	Pitcher of record	Attend	Time
Feb 15, 2019	YOUNGSTOWN STATE	w	14-3	9	1-0-0	0-0-0	Gordon (W 1-0)	8503	3:00
Feb 16, 2019	YOUNGSTOWN STATE-1	w	14-2	9	2-0-0	0-0-0	Ginn (W 1-0)	9157	3:00
Feb 16, 2019	YOUNGSTOWN STATE-2	w	8-0	9	3-0-0	0-0-0	James (W 1-0)	9157	2:52
Feb 20, 2019	UAB	w	3-2	9	4-0-0	0-0-0	Self (W 1-0)	6539	2:54
Feb 22, 2019	#21 SOUTHERN MISS	L	0-1	(10)	4-1-0	0-0-0	Barlow (L 0-1)	7091	2:33
Feb 23, 2019	#21 SOUTHERN MISS	w	8-1	9	5-1-0	0-0-0	Ginn (W 2-0)	9376	2:35
Feb 24, 2019	#21 SOUTHERN MISS	w	4-3	9	6-1-0	0-0-0	Gordon (W 2-0)	9449	3:21
Feb 26, 2019	JACKSON STATE	w	17-4	9	7-1-0	0-0-0	Cerantola (W 1-0)	7019	2:56
Feb 27, 2019	SOUTHEASTERN LA.	w	12-0	9	8-1-0	0-0-0	Plumlee (W 1-0)	7860	3:01
Mar 01, 2019	vs Sam Houston State	w	5-4	9	9-1-0	0-0-0	Barlow (W 1-1)	6447	2:54
Mar 02, 2019	vs #8 Texas Tech	w	4-2	9	10-1-0	0-0-0	Ginn (W 3-0)	7527	3:23
Mar 05, 2019	#14 EAST CAROLINA	w	4-1	9	11-1-0	0-0-0	James (W 2-0)	7013	3:12
Mar 06, 2019	ARKANSAS-PINE BLUFF	w	14-1	9	12-1-0	0-0-0	Cerantola (W 2-0)	6506	3:08
Mar 08, 2019	MAINE-1	w	9-2	9	13-1-0	0-0-0	Small (W 1-0)	7238	2:42
Mar 08, 2019	MAINE-2	w	5-1	9	14-1-0	0-0-0	Ginn (W 4-0)	7238	2:35
Mar 10, 2019	MAINE	w	9-8	9	15-1-0	0-0-0	White (W 1-0)	7458	3:19
Mar 13, 2019	GRAMBLING	w	18-1	9	16-1-0	0-0-0	Cerantola (W 3-0)	7495	3:19

**NOTES:**  
 Rankings from Baseball America  
 (##) - Extra inning game



## Game-by-Game

### Hitting

Date	Opponent	ab	r	h	rbi	2b	3b	hr	tb	bb	ibb	sb	cs	hbp	sac	sf	gdp	k	po	a	e	lob	avg
Feb 15	YOUNGSTOWN ST	40	14	14	14	4	0	2	24	4	0	0	0	0	0	0	0	2	27	6	1	6	.350
Feb 16	YOUNGSTOWN ST	36	14	14	13	5	0	1	22	6	0	1	1	1	0	1	0	3	27	8	0	6	.368
Feb 16	YOUNGSTOWN ST	35	8	11	8	3	1	2	22	3	0	2	0	3	0	0	0	8	27	7	1	9	.351
Feb 20	UAB	29	3	3	3	0	0	0	3	3	0	1	0	1	0	0	0	8	27	13	0	6	.300
Feb 22	SOUTHERN MISS	36	0	7	0	0	0	0	7	0	0	2	1	0	0	0	0	4	30	12	0	6	.278
Feb 23	SOUTHERN MISS	36	8	13	8	1	0	3	23	5	1	1	0	0	0	0	2	6	27	16	0	9	.292
Feb 24	SOUTHERN MISS	35	4	7	4	4	0	0	11	4	1	0	0	0	0	0	1	9	27	9	0	9	.279
Feb 26	JACKSON STATE	35	17	12	12	4	0	2	22	8	0	3	0	3	0	1	1	0	27	6	2	6	.287
Feb 27	SOUTHEASTERN L	33	12	12	10	2	0	2	20	8	0	2	1	2	0	1	0	6	27	6	1	8	.295
Mar 01	vs Sam Houston St	34	5	10	4	3	0	0	13	0	0	1	0	0	1	1	0	6	27	12	2	7	.295
Mar 02	vs Texas Tech	33	4	8	2	1	0	0	9	5	0	1	1	2	1	1	0	9	27	8	0	11	.291
Mar 05	EAST CAROLINA	28	4	6	3	1	0	0	7	5	0	0	0	0	1	1	1	9	27	9	4	7	.285
Mar 06	ARKANSAS-PINE B	36	14	15	13	6	0	0	21	6	1	1	1	2	1	1	0	4	27	9	1	8	.296
Mar 08	MAINE	37	9	14	8	3	0	1	20	2	0	4	1	0	0	0	0	5	27	8	1	6	.302
Mar 08	MAINE	30	5	8	3	1	0	1	12	4	2	2	1	0	0	1	1	5	27	7	2	6	.300
Mar 10	MAINE	35	9	11	9	1	0	2	18	3	1	6	0	2	0	0	1	5	27	10	0	7	.301
Mar 13	GRAMBLING	41	18	18	16	4	2	1	29	8	0	1	1	0	0	1	0	9	27	6	2	8	.311
Totals		589	148	183	130	43	3	17	283	74	6	28	8	16	4	9	7	98	462	152	17	125	.311

### Pitching

Date	Opponent	ip	h	r	er	bb	so	2b	3b	hr	wp	bk	hbp	dp	ibb	score	w-l	sv	era
Feb 15	YOUNGSTOWN ST	9.0	5	3	3	1	18	1	0	1	1	0	1	0	0	14-3	1-0	0	3.00
Feb 16	YOUNGSTOWN ST	9.0	3	2	2	5	15	0	0	1	1	0	1	0	0	14-2	2-0	0	2.50
Feb 16	YOUNGSTOWN ST	9.0	7	0	0	2	10	0	0	0	1	0	1	1	0	8-0	3-0	0	1.67
Feb 20	UAB	9.0	9	2	2	2	10	0	0	0	1	0	1	0	0	3-2	4-0	1	1.75
Feb 22	SOUTHERN MISS	10.0	3	1	1	2	16	0	0	0	1	0	1	0	0	0-1	4-1	1	1.57
Feb 23	SOUTHERN MISS	9.0	4	1	1	1	11	0	1	0	3	0	1	1	0	8-1	5-1	1	1.47
Feb 24	SOUTHERN MISS	9.0	8	3	3	8	10	1	0	1	2	0	0	1	1	4-3	6-1	1	1.69
Feb 26	JACKSON STATE	9.0	8	4	1	1	11	2	0	0	1	0	2	0	0	17-4	7-1	1	1.60
Feb 27	SOUTHEASTERN L	9.0	2	0	0	2	14	0	0	0	1	0	1	1	0	12-0	8-1	1	1.43
Mar 01	vs Sam Houston St	9.0	11	4	2	0	9	1	1	0	0	0	1	0	0	5-4	9-1	2	1.48
Mar 02	vs Texas Tech	9.0	3	2	2	1	12	0	0	0	2	1	0	0	0	4-2	10-1	3	1.53
Mar 05	EAST CAROLINA	9.0	4	1	1	1	14	2	0	0	1	0	4	1	0	4-1	11-1	4	1.49
Mar 06	ARKANSAS-PINE B	9.0	5	1	1	4	8	1	0	0	1	0	0	1	1	14-1	12-1	4	1.45
Mar 08	MAINE	9.0	7	2	1	2	13	3	0	0	0	0	0	1	0	9-2	13-1	5	1.42
Mar 08	MAINE	9.0	6	1	1	0	13	0	0	0	1	1	0	0	0	5-1	14-1	5	1.39
Mar 10	MAINE	9.0	9	8	8	7	10	1	0	0	1	0	1	1	0	9-8	15-1	6	1.80
Mar 13	GRAMBLING	9.0	6	1	0	3	11	0	0	0	1	0	1	0	0	18-1	16-1	6	1.69
Totals		154.0	100	36	29	42	205	12	2	3	19	2	16	8	2	148-36	16-1	6	1.69



## Non-Starter Statistics

Player	avg	gp-gs	ab	r	h	2b	3b	hr	rbi	tb	slg%	bb	hp	so	gdp	ob%	sf	sh	sb-att	po	a	e	fld%
20 Hancock, Luke	.667	4-0	6	2	4	1	0	0	6	5	.833	1	0	0	0	.714	0	0	0-0	6	0	0	1.000
12 Jones, Hayden	.500	4-0	4	0	2	1	0	0	2	3	.750	1	0	1	0	.600	0	0	0-0	11	0	1	.917
27 Brock, Bryce	.500	1-0	2	1	1	0	0	0	1	1	.500	0	0	0	0	.500	0	0	0-0	0	0	0	.000
32 Jordan, Landon	.333	8-0	9	4	3	2	0	0	1	5	.556	2	0	2	1	.455	0	0	0-0	1	1	0	1.000
33 Cumbest, Brad	.250	8-0	8	2	2	1	0	0	2	3	.375	1	0	2	0	.333	0	0	0-0	2	0	0	1.000
10 Hatcher, Josh	.250	5-0	4	1	1	0	0	0	1	1	.250	2	0	2	0	.500	0	0	0-0	0	1	0	1.000
34 Gilbert, Marshall	.200	8-0	10	0	2	2	0	0	0	4	.400	0	0	6	0	.200	0	0	0-0	7	0	0	1.000
3 Ginn, JT	.000	3-0	3	0	0	0	0	0	0	0	.000	0	0	1	0	.000	0	0	0-0	0	0	0	.000
2 Halter, Gunner	.000	1-0	1	1	0	0	0	0	1	0	.000	1	0	0	0	.500	0	0	0-0	1	0	0	1.000
-----																							
31 Bell, Benjamin	.000	5-0	0	1	0	0	0	0	0	0	.000	0	0	0	0	.000	0	0	0-0	0	0	0	.000
8 Skelton, Dustin	.000	1-0	0	0	0	0	0	0	0	0	.000	0	0	0	0	.000	0	0	0-0	0	0	0	.000
Totals	.319	17	47	12	15	7	0	0	14	22	.468	8	0	14	1	.418	0	0	0-0	30	12	3	.933
Opponents	.216	17	37	5	8	1	0	0	2	9	.243	4	0	21	1	.293	0	0	1-1	17	14	3	.912

(All games Sorted by Earned run avg)

Player	era	w-l	app	gs	cg	sho	sv	ip	h	r	er	bb	so	2b	3b	hr	b/avg	wp	hp	bk	sfa	sha
41 White, Colby	0.00	1-0	7	0	0	0/1	0	7.0	2	0	0	0	12	0	0	0	.091	0	1	0	0	0
55 Price, Spencer	0.00	0-0	4	0	0	0/0	0	4.0	3	1	0	3	6	1	0	0	.214	1	0	0	0	1
39 Spring, Tyler	0.00	0-0	3	0	0	0/0	0	3.0	2	0	0	0	4	1	0	0	.182	0	0	0	0	0
37 Cerantola, Eric	0.00	1-0	2	0	0	0/0	0	3.0	0	1	0	5	6	0	0	0	.000	0	0	0	0	0
24 Gordon, Cole	0.90	2-0	8	0	0	0/0	5	10.0	5	1	1	5	17	0	0	0	.143	2	0	0	1	0
19 Liebelt, Jared	0.96	0-0	6	0	0	0/2	1	9.1	8	3	1	2	8	2	1	0	.222	0	0	0	0	0
6 Smith, Brandon	1.04	0-0	8	0	0	0/1	0	8.2	4	1	1	1	9	0	1	0	.143	0	1	0	0	1
46 Barlow, Trysten	1.50	1-1	6	0	0	0/1	0	6.0	6	1	1	1	11	0	0	0	.250	2	1	0	0	0
14 Self, Riley	1.69	1-0	6	0	0	0/1	0	5.1	7	1	1	1	2	1	0	0	.333	1	0	0	0	0
16 Eagan, Jack	4.50	0-0	5	0	0	0/1	0	6.0	3	3	3	3	9	1	0	1	.158	0	2	0	0	0
27 Brock, Bryce	6.00	0-0	2	0	0	0/0	0	3.0	5	4	2	2	5	0	0	0	.357	0	1	0	0	0
13 Plumlee, Peyton	9.00	0-0	3	0	0	0/0	0	5.0	3	5	5	3	6	1	0	0	.150	1	2	0	0	0
Totals	1.92	6-1	17	0	0	2/2	6	70.1	48	21	15	26	95	7	2	1	.188	7	8	0	1	2


## National Rankings (Games through March 10)

Hitting	NCAA	SEC	Total	Hitting	Name	NCAA	SEC	Total	Pitching	Name	NCAA	SEC	Total
Batting Average	14	2	0.311	Batting Average	Jake Mangum	221	22	0.366	Victories	JT Ginn	2	1	4
On Base Percentage	51	9	0.397	On Base Percentage	Jordan Westburg	245	24	0.361		Eric Cerantola	24	9	3
Slugging Percentage	18	5	0.48		Justin Foscue	161	19	0.618		Cole Gordon	133	23	2
Hits	13	3	183	Slugging Percentage	Jake Mangum	32	6	26		Keegan James	133	23	2
Runs	8	3	148	Hits	Jake Mangum	36	8	20	Saves	Cole Gordon	9	3	5
Runs Per Game	10	2	8.7	Runs	Jordan Westburg	36	8	20	Earned Run Average	Ethan Small	92	12	1.5
Doubles	6	2	43		Gunner Halter	148	27	16		JT Ginn	131	14	1.8
Doubles Per Game	9	1	2.53		Elijah MacNamee	148	27	16	Hits Allowed Per Nine Innings	JT Ginn	50	8	4.68
Triples	134	8	3	Runs Batted In	Tanner Allen	14	5	24		Ethan Small	87	11	5.25
Triples Per Game	189	8	0.18		Elijah MacNamee	69	17	19	WHIP	JT Ginn	12	3	0.64
Home Runs	27	7	17		Justin Foscue	115	24	17		Ethan Small	20	5	0.67
Home Runs Per Game	39	8	1		Jake Mangum	138	28	16		Peyton Plumlee	131	16	0.96
Base on Balls	95	13	74		Justin Foscue	103	17	23	Walks Allowed Per Nine Innings	Ethan Small	21	6	0.75
Hit by Pitch	134	10	16	Doubles	Tanner Allen	89	12	6		JT Ginn	42	7	1.08
Sacrifice Bunts	210	11	4		Jake Mangum	89	12	6	Hit Batters	---			
Sacrifice Flies	43	7	9	Triples	Jordan Westburg	41	3	2	Strikeout-to-Walk Ratio	Ethan Small	3	2	20
Stolen Bases	37	6	28	Home Runs	Justin Foscue	29	6	5		JT Ginn	25	7	10.67
Stolen Bases Per Game	60	6	1.65		Dustin Skelton	71	15	4	Strikeouts	Ethan Small	5	1	40
					---					JT Ginn	38	10	32
Pitching	NCAA	SEC	Total	Base on Balls	Jordan Westburg	81	7	5	Strikeouts Per Nine Innings	Ethan Small	9	1	15
Earned Run Average	1	1	1.75	Hit by Pitch	Gunner Halter	42	3	3		JT Ginn	117	13	11.52
Hits Allowed Per Nine Innings	5	3	5.84	Sacrifice Bunts	Tanner Allen	13	2	3	Pitching Appearances	Cole Gordon	83	4	8
WHIP	1	1	0.92	Sacrifice Flies	Jake Mangum	11	2	12		Brandon Smith	83	4	8
Walks Allowed Per Nine Innings	4	3	2.45	Stolen Bases	Justin Foscue	49	7	42	Games Started	JT Ginn	26	2	4
Hit Batters	128	7	16	Total Bases	Jake Mangum	38	2	14.2		Keegan James	26	2	4
Strikeout-to-Walk Ratio	2	1	4.88	Toughest to Strike Out	Justin Foscue	91	10	11.3		Ethan Small	26	2	4
Strikeouts Per Nine Innings	2	2	12						Complete Games	---			
Shutouts	18	5	2										
Fielding	NCAA	SEC	Total										
Fielding Percentage	83	10	0.973										
Double Plays	183	9	8										
Double Plays Per Game	218	9	0.47										






## Media Roster



**2 | Gunner Halter**  
IF | R/R | Jr.  
Overland Park, Kan.



**3 | JT Ginn**  
RHP/IF | R/R | Fr.  
Brandon, Miss.



**4 | Rowdey Jordan**  
IF/OF | S/R | So.  
Auburn, Ala.



**5 | Tanner Allen**  
IF/OF | L/R | So.  
Theodore, Ala.



**6 | Brandon Smith**  
RHP/IF | R/R | Fr.  
Richland, Miss.



**8 | Dustin Skelton**  
C | R/R | Jr.  
Olive Branch, Miss.



**10 | Josh Hatcher**  
IF/OF | L/L | So.  
Albany, Ga.



**11 | Jordan Westburg**  
IF | R/R | So.  
New Braunfels, Texas



**12 | Hayden Jones**  
C | L/R | Fr.  
Huntstown, Ind.



**13 | Peyton Plumlee**  
RHP | R/R | Sr.  
Olive Branch, Miss.



**14 | Riley Self**  
RHP | R/R | Jr.  
Coldwater, Miss.



**15 | Jake Mangum**  
OF | S/L | Sr.  
Pearl, Miss.



**16 | Jack Eagan**  
LHP | L/L | R-Jr.  
Wautoma, Wis.



**17 | Justin Foscue**  
IF | R/R | So.  
Huntsville, Ala.



**18 | Keegan James**  
RHP | R/R | R-Jr.  
Southaven, Miss.



**19 | Jared Liebelt**  
RHP | R/R | Sr.  
Aurora, Ill.



**20 | Luke Hancock**  
C | L/R | Fr.  
Houston, Miss.



**23 | Tucker Childers**  
C/IF | L/R | Jr.  
Ripley, Miss.



**24 | Cole Gordon**  
RHP | R/R | Grad.  
Tampa, Fla.




**27 | Bryce Brock**  
LHP/OF | L/L | Fr.  
Hernando, Miss.



**28 | Christian MacLeod**  
LHP | L/L | Fr.  
Huntsville, Ala.



**31 | Benjamin Bell**  
OF | L/R | Fr.  
Madison, Miss.



**32 | Landon Jordan**  
IF | L/R | Fr.  
Poplarville, Miss.



**33 | Brad Cumbest**  
OF | R/R | Fr.  
Hurley, Miss.



**34 | Marshall Gilbert**  
C | R/R | Sr.  
Kenosha, Wis.



**35 | Basiel Williams**  
OF | S/R | Fr.  
Hammond, La.



**36 | Hunter Blalock**  
OF | R/R | Fr.  
Madison, Miss.



**37 | Eric Cerantola**  
RHP | R/R | Fr.  
Oakville, Ontario



**38 | JP Elkins**  
RHP | R/R | So.  
Ridgeland, Miss.



**39 | Tyler Spring**  
RHP | R/R | R-Jr.  
Wiggins, Miss.



**40 | Elijah MacNamee**  
OF | R/R | Sr.  
Cypress, Texas



**41 | Colby White**  
RHP | R/R | Jr.  
Foxworth, Miss.



**43 | Kale Breaux**  
LHP | R/L | R-Jr.  
Sulphur, La.



**44 | Ethan Small**  
LHP | L/L | R-Jr.  
Lexington, Tenn.



**46 | Trysten Barlow**  
LHP | L/L | R-Jr.  
Halls, Tenn.



**55 | Spencer Price**  
RHP | R/R | R-Jr.  
Olive Branch, Miss.



**22 | Chris Lemonis**  
Head Coach  
First Season



**22 | Jake Gautreau**  
Assistant Coach  
Second Season



**42 | Scott Foxhall**  
Assistant Coach  
First Season



**0 | Kyle Cheesebrough**  
Assistant Coach  
First Season



2019 Game-by-Game

Opponent (Date)	AB	R	H	RBI	BB
YOUNGSTOWN STATE (F15) *	4	1	1	2	--
YOUNGSTOWN STATE (F16) *	4	1	1	--	--
YOUNGSTOWN STATE (F16) *	4	--	2	--	--
UAB (F20) *	3	1	--	--	--
SOUTHERN MISS (F22) *	4	--	--	--	--
SOUTHERN MISS (F23) *	3	1	--	--	--
SOUTHERN MISS (F24)			-DNP-		
JACKSON STATE (F26)	1	1	--	1	1
SOUTHEASTERN LOUISIANA (F27) *	2	2	1	1	1
vs. Sam Houston State (Mr1) *	3	1	1	--	--
vs. Texas Tech (Mr2) *	3	--	1	1	--
EAST CAROLINA (Mr5) *	2	--	1	1	1
ARKANSAS-PINE BLUFF (Mr6) *	2	--	--	--	1
MAINE (Mr8) *	3	2	2	1	--
MAINE (Mr8) *	3	1	2	--	--
MAINE (Mr10) *	4	1	1	--	--
GRAMBLING (Mr13)	2	4	1	--	3
at Florida (Mr15)					
at Florida (Mr16)					
at Florida (Mr17)					
LITTLE ROCK (Mr19)					
at Samford (Mr20)					
AUBURN (Mr22)					
AUBURN (Mr23)					
AUBURN (Mr24)					
MISSISSIPPI VALLEY STATE (Mr26)					
LSU (Mr28)					
LSU (Mr29)					
LSU (Mr30)					
ULM (A3)					
at Tennessee (A5)					
at Tennessee (A6)					
at Tennessee (A7)					
SOUTH ALABAMA (A10)					
ALABAMA (A12)					
ALABAMA (A13)					
ALABAMA (A14)					
TEXAS SOUTHERN (A16)					
at Arkansas (A18)					
at Arkansas (A19)					
at Arkansas (A20)					
vs. Ole Miss (A23)					
GEORGIA (A26)					
GEORGIA (A27)					
GEORGIA (A28)					
at Texas A&M (My2)					
at Texas A&M (My3)					
at Texas A&M (My4)					
MEMPHIS (My8)					
at Ole Miss (My10)					
at Ole Miss (My11)					
at Ole Miss (My12)					
SOUTH CAROLINA (My16)					
SOUTH CAROLINA (My17)					
SOUTH CAROLINA (My18)					

\* - Denotes Game Started

2019 Biography

**Season:** Appeared in eleven games, nine of them starts at second base... Had a hit and two RBIs in his MSU debut against Youngstown State (2/15)... Hit his first career home run against Southeastern Louisiana (2/27).

**Youngstown State (2/15-16):** Started all three games at second base... Collected four hits over the weekend... Singled and drove in a pair of RBIs in his MSU debut on opening day... Singled and scored in the middle game... Posted his first career multi-hit performance with two hits in the series finale. **UAB (2/20):** Started at second base... Scored the game-tying run after reaching on an error. **Southern Miss (2/22-24):** Started the first two games of the series... Reached on a fielder's choice and scoring in the middle game. **Jackson State (2/26):** Entered as a defensive replacement at second base in the seventh inning... Picked up an RBI walk and scored one run. **Southeastern Louisiana (2/27):** Hit first-career home run, a solo shot... Also walked, stole a base and scored one run. **Frisco Classic (3/1-2):** Picked up a pair of hits in a pair of games. vs. *Sam Houston State (3/1):* Went 1-for-3 with a run scored and a sacrifice bunt. vs. *Texas Tech (3/2):* Had an RBI single to give MSU a 2-1 lead in the fourth inning. **ECU (3/5):** Walked, singled and drove in the game-winning run. **Arkansas-Pine Bluff (3/6):** Walked and added a sacrifice bunt. **Maine (3/8-10):** Totaled five hits and four runs scored in the series... Went 2-for-3, drove in a run and scored twice in the first contest... Collected two hits and scored one run in the middle game of the series... Was 1-for-4 in game three... Scored one run. **Grambling (3/13):** Finished 1-for-2 with three walks and four runs scored.

Halter's Single-Game Career Highs

At-Bats	4	Four Times; Last Maine, 3/10/19	Total Bases	2	Three Times; Last Maine, 3/8/19
Runs	4	Grambling, 3/13/19	Walks	3	Grambling, 3/13/19
Hits	2	Three Times; Last Maine, 3/8/19	Strikeouts	2	Twice; Last Southern Miss, 2/23/19
RBIs	2	Youngstown State, 2/15/19	Stolen Bases	1	Twice; Last Maine, 3/8/19
Doubles	---				
Triples	---				
Home Runs	1	Southeastern Louisiana, 2/27/19			

Halter's Career Statistics

	Avg	GP- GS	AB	R	H	2B	3B	HR	RBI	TB	SLG%	BB	HBP	SO	GDP	OB%	SF	SH	SB-ATT	PO	A	E	FLD%
2019	.298	16-15	47	16	14	0	0	1	7	17	.362	7	0	10	0	.389	0	3	2-2	19	27	2	.958
Career	.298	16-15	47	16	14	0	0	1	7	17	.362	7	0	10	0	.389	0	3	2-2	19	27	2	.958



2019 Game-by-Game

Opponent (Date)	Dec.	IP	H	R (ER)	BB	K
YOUNGSTOWN STATE (F15)			-DNP-			
YOUNGSTOWN STATE (F16) *	W	5.0	2	2 (2)	1	7
YOUNGSTOWN STATE (F16)			-DNP-			
UAB (F20)			-DNP-			
SOUTHERN MISS (F22)			-DNP-			
SOUTHERN MISS (F23) *	W	7.0	2	-- (--)	1	9
SOUTHERN MISS (F24)			-DNP-			
JACKSON STATE (F26)			-DNP-			
SOUTHEASTERN LOUISIANA (F27)			-DNP-			
vs. Sam Houston State (Mr1)			-DNP-			
vs. Texas Tech (Mr2) *	W	7.0	3	2 (2)	1	8
EAST CAROLINA (Mr5)			-DNP-			
ARKANSAS-PINE BLUFF (Mr6)			-DNP-			
MAINE (Mr8)			-DNP-			
MAINE (Mr8) *	W	6.0	6	1 (1)	--	8
MAINE (Mr10)			-DNP-			
GRAMBLING (Mr13)						
at Florida (Mr15)						
at Florida (Mr16)						
at Florida (Mr17)						
LITTLE ROCK (Mr19)						
at Samford (Mr20)						
AUBURN (Mr22)						
AUBURN (Mr23)						
AUBURN (Mr24)						
MISSISSIPPI VALLEY STATE (Mr26)						
LSU (Mr28)						
LSU (Mr29)						
LSU (Mr30)						
ULM (A3)						
at Tennessee (A5)						
at Tennessee (A6)						
at Tennessee (A7)						
SOUTH ALABAMA (A10)						
ALABAMA (A12)						
ALABAMA (A13)						
ALABAMA (A14)						
TEXAS SOUTHERN (A16)						
at Arkansas (A18)						
at Arkansas (A19)						
at Arkansas (A20)						
vs. Ole Miss (A23)						
GEORGIA (A26)						
GEORGIA (A27)						
GEORGIA (A28)						
at Texas A&M (My2)						
at Texas A&M (My3)						
at Texas A&M (My4)						
MEMPHIS (My8)						
at Ole Miss (My10)						
at Ole Miss (My11)						
at Ole Miss (My12)						
SOUTH CAROLINA (My16)						
SOUTH CAROLINA (My17)						
SOUTH CAROLINA (My18)						

\* - Denotes Game Started | (W)in, (L)oss, H(old), (S)ave, (B)low Save

2019 Biography

**Awards:** Named SEC Co-Freshman of the Week February 25 after tossing seven shutout innings against Southern Miss (2/23) . . . Honored as SEC Co-Freshman of the Week March 4 after his performance at the Frisco Classic . . . Named the Frisco Classic Most Valuable Player.

**Season:** Started four games . . . Earned a win in each of his first four starts . . . Won his MSU debut with five innings of two-run work versus Youngstown State (2/16) . . . Has three plate appearances.

**Youngstown State (2/15-16):** Made collegiate debut in the middle game of the series . . . Earned first collegiate win . . . Struck out seven batters over five innings . . . Allowed two runs on as many hits. **Southern Miss (2/22-24):** Shutout the Golden Eagles through seven innings in the middle game of the series to earn his second win . . . Struck out a career-high nine batters . . . Allowed just two hits. **Frisco Classic (3/1-2):** vs. *Texas Tech* (3/2): Allowed just two runs on three hits over seven innings . . . Won his third-consecutive start. **Maine (3/8-10):** Struck out eight over six innings . . . Allowed just one run in game two of the Friday doubleheader.

Ginn’s Single-Game Career Highs

Innings Pitched	7.0	Twice; Last vs Texas Tech, 3/2/19	Wild Pitches	3	Southern Miss, 2/23/19
Fewest Hits	2	Twice; Last Southern Miss, 2/23/19	Hit-by-Pitch	1	Twice; Last Southern Miss, 2/23/19
Fewest Runs	0	Southern Miss, 2/23/19	Total Pitches	86	Twice; Last vs Texas Tech, 3/2/19
Fewest Earned Runs	0	Southern Miss, 2/23/19			
Walks	1	Three Times; Last vs. Texas Tech, 3/2/19			
Strikeouts	9	Southern Miss, 2/23/19			

Ginn’s Career Statistics

	ERA	W-L	App	GS	CG	SHO/CBO	SV	IP	H	R	ER	BB	SO	2B	3B	HR	BF	BAA	WP	HBP	BK	SFA	SHA
2019	1.80	4-0	4	4	0	0/0	0	25.0	13	5	5	3	32	0	0	1	94	.148	7	2	2	1	0
Career	1.80	4-0	4	4	0	0/0	0	25.0	13	5	5	3	32	0	0	1	94	.148	7	2	2	1	0





2019 Game-by-Game

Opponent (Date)	AB	R	H	RBI	BB
YOUNGSTOWN STATE (F15) *	4	2	1	2	1
YOUNGSTOWN STATE (F16) *	4	2	1	--	1
YOUNGSTOWN STATE (F16) *	4	2	1	--	1
UAB (F20) *	3	--	--	--	1
SOUTHERN MISS (F22) *	4	--	--	--	--
SOUTHERN MISS (F23) *	3	--	1	--	1
SOUTHERN MISS (F24) *	4	--	--	--	--
JACKSON STATE (F26) *	4	2	2	--	--
SOUTHEASTERN LOUISIANA (F27) *	5	1	2	--	--
vs. Sam Houston State (Mr1) *	4	--	--	--	--
vs. Texas Tech (Mr2) *	3	2	1	--	1
EAST CAROLINA (Mr5) *	3	1	--	--	1
ARKANSAS-PINE BLUFF (Mr6) *	3	1	--	1	1
MAINE (Mr8) *	4	1	1	1	--
MAINE (Mr8) *	4	--	1	--	--
MAINE (Mr10) *	3	1	--	--	--
GRAMBLING (Mr13)	2	--	--	--	--
at Florida (Mr15)					
at Florida (Mr16)					
at Florida (Mr17)					
LITTLE ROCK (Mr19)					
at Samford (Mr20)					
AUBURN (Mr22)					
AUBURN (Mr23)					
AUBURN (Mr24)					
MISSISSIPPI VALLEY STATE (Mr26)					
LSU (Mr28)					
LSU (Mr29)					
LSU (Mr30)					
ULM (A3)					
at Tennessee (A5)					
at Tennessee (A6)					
at Tennessee (A7)					
SOUTH ALABAMA (A10)					
ALABAMA (A12)					
ALABAMA (A13)					
ALABAMA (A14)					
TEXAS SOUTHERN (A16)					
at Arkansas (A18)					
at Arkansas (A19)					
at Arkansas (A20)					
vs. Ole Miss (A23)					
GEORGIA (A26)					
GEORGIA (A27)					
GEORGIA (A28)					
at Texas A&M (My2)					
at Texas A&M (My3)					
at Texas A&M (My4)					
MEMPHIS (My8)					
at Ole Miss (My10)					
at Ole Miss (My11)					
at Ole Miss (My12)					
SOUTH CAROLINA (My16)					
SOUTH CAROLINA (My17)					
SOUTH CAROLINA (My18)					

\* - Denotes Game Started

2019 Biography

Season: Started all 13 games in left field.

**Youngstown State (2/15-16):** Collected a hit, walked and scored two runs in each game of the three game series. . . Doubled and drove in a pair of RBIs in the season opener. . . Went 1-for-4 in game two. . . Doubled in the series finale. **UAB (2/20):** Reached base via walk. **Southern Miss (2/22-24):** Started all three games. . . Doubled and walked in the middle game of the series. **Jackson State (2/26):** Picked up two hits, scored two runs and stole one base. **Southeastern Louisiana (2/27):** Went 2-for-5 with a double and a stolen base. **Frisco Classic (3/1-2):** Started both games. vs. *Texas Tech* (3/2): Scored twice with a hit and a walk. **ECU (3/5):** Walked and scored one run. **Arkansas-Pine Bluff (3/6):** Walked with the bases loaded to collect one RBI. . . Scored one run. **Maine (3/8-10):** Tallied two hits in the series. . . Posted an RBI single in the series opener. . . Stole one base and scored one run. . . Collected hit in the middle game. . . Reached base twice, stole two bases and scored one run.

R. Jordan's Single-Game Career Highs

At-Bats	6	vs Oklahoma, 6/3/18	Total Bases	7	vs Oklahoma, 6/3/18
Runs	3	at Kentucky, 5/13/18	Walks	2	Eight Times; Last Florida, 5/19/18
Hits	3	12 Times; Last at Vanderbilt, 6/10/18	Strikeouts	2	18 Times; Last East Carolina, 3/5/19
RBIs	4	New Mexico State, 3/7/18	Stolen Bases	2	Maine, 3/10/19
Doubles	2	at Auburn, 4/14/18			
Triples	1	at Vanderbilt, 6/9/18			
Home Runs	1	14 Times; Last vs Oklahoma, 6/3/18			

R. Jordan's Career Statistics

	Avg	GP-GS	AB	R	H	2B	3B	HR	RBI	TB	SLG%	BB	HBP	SO	GDP	OB%	SF	SH	SB-ATT	PO	A	E	FLD%
2018	.321	57-51	193	39	62	15	1	7	37	100	.518	21	4	40	4	.390	5	3	2-2	87	2	4	.957
2019	.180	17-17	61	15	11	4	0	0	4	15	.246	8	1	12	1	.282	1	0	5-6	21	0	0	1.000
Career	.287	74-68	254	54	73	19	1	7	41	115	.453	29	5	52	5	.364	6	3	7-8	108	2	4	.965



2019 Game-by-Game

Opponent (Date)	AB	R	H	RBI	BB
YOUNGSTOWN STATE (F15) *	5	3	2	4	--
YOUNGSTOWN STATE (F16) *	3	2	2	6	1
YOUNGSTOWN STATE (F16) *	5	--	3	3	--
UAB (F20) *	3	--	--	--	1
SOUTHERN MISS (F22) *	4	--	--	--	--
SOUTHERN MISS (F23) *	4	--	1	2	1
SOUTHERN MISS (F24) *	4	--	2	2	1
JACKSON STATE (F26) *	3	--	--	2	--
SOUTHEASTERN LOUISIANA (F27) *	3	2	1	--	1
vs. Sam Houston State (Mr1) *	3	1	1	1	--
vs. Texas Tech (Mr2) *	4	1	--	--	1
EAST CAROLINA (Mr5) *	4	--	--	--	--
ARKANSAS-PINE BLUFF (Mr6) *	4	--	1	1	--
MAINE (Mr8) *	5	--	--	--	--
MAINE (Mr8) *	3	--	--	1	--
MAINE (Mr10) *	4	2	1	--	1
GRAMBLING (Mr13)	3	4	3	2	3
at Florida (Mr15)					
at Florida (Mr16)					
at Florida (Mr17)					
LITTLE ROCK (Mr19)					
at Samford (Mr20)					
AUBURN (Mr22)					
AUBURN (Mr23)					
AUBURN (Mr24)					
MISSISSIPPI VALLEY STATE (Mr26)					
LSU (Mr28)					
LSU (Mr29)					
LSU (Mr30)					
ULM (A3)					
at Tennessee (A5)					
at Tennessee (A6)					
at Tennessee (A7)					
SOUTH ALABAMA (A10)					
ALABAMA (A12)					
ALABAMA (A13)					
ALABAMA (A14)					
TEXAS SOUTHERN (A16)					
at Arkansas (A18)					
at Arkansas (A19)					
at Arkansas (A20)					
vs. Ole Miss (A23)					
GEORGIA (A26)					
GEORGIA (A27)					
GEORGIA (A28)					
at Texas A&M (My2)					
at Texas A&M (My3)					
at Texas A&M (My4)					
MEMPHIS (My8)					
at Ole Miss (My10)					
at Ole Miss (My11)					
at Ole Miss (My12)					
SOUTH CAROLINA (My16)					
SOUTH CAROLINA (My17)					
SOUTH CAROLINA (My18)					

\* - Denotes Game Started

2019 Biography

**Awards:** Earned Perfect Game National Hitter of the Week honors and Collegiate Baseball Newspaper National Player of the Week Honor Roll laurels after batting .538 with 13 RBIs during opening weekend versus Youngstown State.

**Season:** Started at first base in all 17 games...Hit walk-off, RBI double in rubber game of Southern Miss series (2/24).

**Youngstown State (2/15-16):** Batted .538 with seven hits, five going for extra bases Hit two home runs and tallied 13 RBIs in the season-opening series... Collected multi-hit and multi-RBI performances in all three contests... Doubled and homered in game one of the series... Went 2-for-3 with a double, home run and six RBIs in the middle game... Had three hits in the final game against the Penguins... Also doubled and plated three runs. **UAB (2/20):** Walked in one of four plate appearances. **Southern Miss (2/22-24):** Collected three hits in twelve at-bats in the three-game series to go along with four RBIs... Earned two RBIs on one hit in game two... Hit a walk-off, RBI double in rubber game of series. **Jackson State (2/26):** Drove in two runs via a sacrifice fly and a hit-by-pitch. **Southeastern Louisiana (2/27):** Doubled, walked and scored two runs. **Frisco Classic (3/1-2):** Scored a pair of runs and drove in one RBI. vs. *Sam Houston State (3/1):* Earned an RBI via sacrifice fly... Also collected a hit and scored a run. vs. *Texas Tech (3/2):* Walked and scored the eventual game-winning run. **Arkansas-Pine Bluff (3/6):** Collected an RBI on a single. **Maine (3/8-10):** Went 0-for-8 in series-opening doubleheader... Bounced back with a single, walk, stolen base and two runs scored in game three. **Grambling (3/13):** Reached base in all six plate appearances with three hits and three walks... Drove in two RBIs and scored four times.

Allen's Single-Game Career Highs

At-Bats	7	at Missouri, 3/24/18	Total Bases	7	Florida, 5/18/18
Runs	4	Grambling, 3/13/19	Walks	3	Grambling, 3/13/19
Hits	3	Seven Times; Last Grambling, 3/13/19	Strikeouts	3	Four Times; Last vs North Carolina, 6/19/18
RBIs	6	Youngstown State, 2/16/19	Stolen Bases	1	Maine, 3/10/19
Doubles	3	vs. Samford, 6/3/18			
Triples	1	Five Times; vs Ole Miss, 4/24/18			
Home Runs	1	Seven times; Last Youngstown State, 2/16/19			

Allen's Career Statistics

	Avg	GP- GS	AB	R	H	2B	3B	HR	RBI	TB	SLG%	BB	HBP	SO	GDP	OB%	SF	SH	SB-ATT	PO	A	E	FLD%
2018	.287	68-68	275	42	79	18	5	5	45	122	.444	27	2	62	6	.353	2	2	0-2	329	23	6	.983
2019	.266	17-17	64	15	17	6	0	2	24	29	.453	10	2	8	2	.367	3	0	1-1	134	3	1	.993
Career	.283	85-85	339	57	96	24	5	7	69	151	.445	37	4	70	8	.356	5	2	1-3	463	26	7	.986



2019 Game-by-Game

Opponent (Date)	Dec.	IP	H	R (ER)	BB	K
YOUNGSTOWN STATE (F15)			-DNP-			
YOUNGSTOWN STATE (F16)	ND	1.0	--	-- (--)	--	1
YOUNGSTOWN STATE (F16)			-DNP-			
UAB (F20)	ND	1.1	--	-- (--)	--	3
SOUTHERN MISS (F22)			-DNP-			
SOUTHERN MISS (F23)	ND	1.0	2	1(1)	--	1
SOUTHERN MISS (F24)			-DNP-			
JACKSON STATE (F26)	ND	2.0	1	-- (--)	--	--
SOUTHEASTERN LOUISIANA (F27)			-DNP-			
vs. Sam Houston State (Mr1)			-DNP-			
vs. Texas Tech (Mr2)			-DNP-			
EAST CAROLINA (Mr5)			-DNP-			
ARKANSAS-PINE BLUFF (Mr6)	H	1.0	1	-- (--)	--	1
MAINE (Mr8)			-DNP-			
MAINE (Mr8)	H	1.0	--	-- (--)	--	2
MAINE (Mr10)	ND	0.1	--	-- (--)	1	--
GRAMBLING (Mr13)	ND	1.0	--	-- (--)	--	1
at Florida (Mr15)						
at Florida (Mr16)						
at Florida (Mr17)						
LITTLE ROCK (Mr19)						
at Samford (Mr20)						
AUBURN (Mr22)						
AUBURN (Mr23)						
AUBURN (Mr24)						
MISSISSIPPI VALLEY STATE (Mr26)						
LSU (Mr28)						
LSU (Mr29)						
LSU (Mr30)						
ULM (A3)						
at Tennessee (A5)						
at Tennessee (A6)						
at Tennessee (A7)						
SOUTH ALABAMA (A10)						
ALABAMA (A12)						
ALABAMA (A13)						
ALABAMA (A14)						
TEXAS SOUTHERN (A16)						
at Arkansas (A18)						
at Arkansas (A19)						
at Arkansas (A20)						
vs. Ole Miss (A23)						
GEORGIA (A26)						
GEORGIA (A27)						
GEORGIA (A28)						
at Texas A&M (My2)						
at Texas A&M (My3)						
at Texas A&M (My4)						
MEMPHIS (My8)						
at Ole Miss (My10)						
at Ole Miss (My11)						
at Ole Miss (My12)						
SOUTH CAROLINA (My16)						
SOUTH CAROLINA (My17)						
SOUTH CAROLINA (My18)						

\* - Denotes Game Started | (W)in, (L)oss, H(ol)d, (S)ave, (B)low Save

2019 Biography

**Season:** Made eight appearances, all in relief. . . Made his MSU debut against Youngstown State (2/16) and threw a scoreless ninth inning in relief.

**Youngstown State (2/15-16):** Threw the final inning of series finale. . . Tossed a scoreless frame with one strikeout. **UAB (2/20):** Sat down three batters via strikeout in 1 1/3 innings. **Southern Miss (2/22-24):** Allowed one run on two hits in middle game of the series. **Jackson State (2/26):** Tossed two scoreless innings of relief. **Arkansas-Pine Bluff (3/6):** Threw a scoreless seventh inning. **Maine (3/8-10):** Appeared in each of the final two games. . . Struck out two in one scoreless inning of the middle game in the series. . . Walked one in 1/3 of an inning in the final game. **Grambling (3/13):** Tossed a scoreless sixth inning. . . Struck out one.

Smith's Single-Game Career Highs

Innings Pitched	2.0	Jackson State, 2/26/19	Wild Pitches	0	Seven Times; Last Maine, 3/10/19
Fewest Hits	0	Four Times; Last Maine, 3/10/19	Hit-by-Pitch	1	UAB, 2/20/19
Fewest Runs	0	Six Times; Last Maine, 3/10/19	Total Pitches	22	Jackson State, 2/26/19
Fewest Earned Runs	0	Six Times; Last Maine, 3/10/19			
Walks	1	Maine, 3/10/19			
Strikeouts	3	UAB, 2/20/19			

Smith's Career Statistics

	ERA	W-L	App	GS	CG	SHO/CBO	SV	IP	H	R	ER	BB	SO	2B	3B	HR	BF	BAA	WP	HBP	BK	SFA	SHA
2019	1.04	0-0	8	0	0	0/1	0	8.2	4	1	1	1	9	0	1	0	31	.143	0	1	0	0	1
Career	1.04	0-0	8	0	0	0/1	0	8.2	4	1	1	1	9	0	1	0	31	.143	0	1	0	0	1





2019 Game-by-Game

Opponent (Date)	AB	R	H	RBI	BB
YOUNGSTOWN STATE (F15) *	4	1	--	--	1
YOUNGSTOWN STATE (F16) *	4	2	2	1	--
YOUNGSTOWN STATE (F16)	-DNP-				
UAB (F20) *	3	1	1	1	--
SOUTHERN MISS (F22) *	4	--	2	--	--
SOUTHERN MISS (F23) *	4	3	3	3	--
SOUTHERN MISS (F24) *	4	--	--	--	--
JACKSON STATE (F26) *	-DNP-				
SOUTHEASTERN LOUISIANA (F27) *	3	--	--	--	--
vs. Sam Houston State (Mr1) *	4	--	--	--	--
vs. Texas Tech (Mr2) *	5	--	1	--	--
EAST CAROLINA (Mr5) *	2	--	--	--	1
ARKANSAS-PINE BLUFF (Mr6)	--	--	--	--	--
MAINE (Mr8) *	3	--	--	--	--
MAINE (Mr8) *	4	1	1	2	--
MAINE (Mr10) *	3	1	2	2	1
GRAMBLING (Mr13)	-DNP-				
at Florida (Mr15)					
at Florida (Mr16)					
at Florida (Mr17)					
LITTLE ROCK (Mr19)					
at Samford (Mr20)					
AUBURN (Mr22)					
AUBURN (Mr23)					
AUBURN (Mr24)					
MISSISSIPPI VALLEY STATE (Mr26)					
LSU (Mr28)					
LSU (Mr29)					
LSU (Mr30)					
ULM (A3)					
at Tennessee (A5)					
at Tennessee (A6)					
at Tennessee (A7)					
SOUTH ALABAMA (A10)					
ALABAMA (A12)					
ALABAMA (A13)					
ALABAMA (A14)					
TEXAS SOUTHERN (A16)					
at Arkansas (A18)					
at Arkansas (A19)					
at Arkansas (A20)					
vs. Ole Miss (A23)					
GEORGIA (A26)					
GEORGIA (A27)					
GEORGIA (A28)					
at Texas A&M (My2)					
at Texas A&M (My3)					
at Texas A&M (My4)					
MEMPHIS (My8)					
at Ole Miss (My10)					
at Ole Miss (My11)					
at Ole Miss (My12)					
SOUTH CAROLINA (My16)					
SOUTH CAROLINA (My17)					
SOUTH CAROLINA (My18)					

\* - Denotes Game Started

2019 Biography

**Season:** Appeared in 14 games with 13 starts. . . Posted his first career multi-home run game in the middle game of the series with Southern Miss (2/23).

**Youngstown State (2/15-16):** Scored all three times he reached base in the series opener and finale. . . Walked and scored one run in the opener. . . Went 2-for-4 in game three with an RBI and a pair of runs scored. **UAB (2/20):** Finished 1-for-3 with one RBI. **Southern Miss (2/22-24):** Went 5-for-8 in the first two games of the series. . . Tallied two hits in series opener. . . Homered twice with three RBIs and three runs scored in 3-for-4 performance in the middle game of the series. **Frisco Classic (3/1-2):** vs. *Sam Houston State (3/1):* Reached on error and scored one run. vs. *Texas Tech (3/2):* Singled once in five plate appearances. **ECU (3/5):** Reached on a walk and executed a sacrifice bunt. **Maine (3/8-10):** Tallied three hits and four RBIs in the series. . . Hit a two-run home run in middle game of the series. . . Collected an RBI single hit a solo home run in the series finale.

Skelton's Single-Game Career Highs

At-Bats	5	Five Times; Last vs Texas Tech, 3/2/19	Total Bases	9	Southern Miss, 2/23/19
Runs	3	Twice; Last Southern Miss, 2/23/19	Walks	2	Twice; Last at Vanderbilt, 6/10/18
Hits	3	Three Times; Last Southern Miss, 2/23/19	Strikeouts	3	Vanderbilt, 3/17/18
RBIs	4	vs Oklahoma, 6/1/18	Stolen Bases	1	vs Sam Houston State, 3/1/19
Doubles	2	Twice; Last at Alabama State, 4/11/18			
Triples	---				
Home Runs	2	Southern Miss, 2/23/19			

Skelton's Career Statistics

	Avg	GP- GS	AB	R	H	2B	3B	HR	RBI	TB	SLG%	BB	HBP	SO	GDP	OB%	SF	SH	SB-ATT	PO	A	E	FLD%
2017	.206	34-17	68	1	14	2	0	0	10	16	.235	8	1	21	1	.295	1	1	0-0	163	35	7	.966
2018	.238	47-38	122	18	29	7	0	1	13	39	.320	13	6	28	3	.338	1	8	0-1	313	55	3	.992
2019	.255	14-13	47	9	12	0	0	4	9	24	.511	3	0	12	0	.300	0	1	1-1	125	24	1	.993
Career	.232	95-68	237	28	55	9	0	5	32	79	.333	24	7	61	4	.319	2	10	1-2	601	114	11	.985



2019 Game-by-Game

Opponent (Date)	AB	R	H	RBI	BB
YOUNGSTOWN STATE (F15)	1	--	1	1	--
YOUNGSTOWN STATE (F16)	1	--	--	--	--
YOUNGSTOWN STATE (F16)			-DNP-		
UAB (F20)			-DNP-		
SOUTHERN MISS (F22)			-DNP-		
SOUTHERN MISS (F23)			-DNP-		
SOUTHERN MISS (F24)			-DNP-		
JACKSON STATE (F26)	--	1	--	--	2
SOUTHEASTERN LOUISIANA (F27)	1	--	--	--	--
vs. Sam Houston State (Mr1)			-DNP-		
vs. Texas Tech (Mr2)			-DNP-		
EAST CAROLINA (Mr5)	1	--	--	--	--
ARKANSAS-PINE BLUFF (Mr6) *	2	--	1	--	--
MAINE (Mr8)			-DNP-		
MAINE (Mr8)			-DNP-		
MAINE (Mr10)			-DNP-		
GRAMBLING (Mr13)	3	--	2	2	--
at Florida (Mr15)					
at Florida (Mr16)					
at Florida (Mr17)					
LITTLE ROCK (Mr19)					
at Samford (Mr20)					
AUBURN (Mr22)					
AUBURN (Mr23)					
AUBURN (Mr24)					
MISSISSIPPI VALLEY STATE (Mr26)					
LSU (Mr28)					
LSU (Mr29)					
LSU (Mr30)					
ULM (A3)					
at Tennessee (A5)					
at Tennessee (A6)					
at Tennessee (A7)					
SOUTH ALABAMA (A10)					
ALABAMA (A12)					
ALABAMA (A13)					
ALABAMA (A14)					
TEXAS SOUTHERN (A16)					
at Arkansas (A18)					
at Arkansas (A19)					
at Arkansas (A20)					
vs. Ole Miss (A23)					
GEORGIA (A26)					
GEORGIA (A27)					
GEORGIA (A28)					
at Texas A&M (My2)					
at Texas A&M (My3)					
at Texas A&M (My4)					
MEMPHIS (My8)					
at Ole Miss (My10)					
at Ole Miss (My11)					
at Ole Miss (My12)					
SOUTH CAROLINA (My16)					
SOUTH CAROLINA (My17)					
SOUTH CAROLINA (My18)					

\* - Denotes Game Started

2019 Biography

Season: Appeared in seven games with two starts.

**Youngstown State (2/15-16):** Played in two of the three games. . . Entered as a pinch-hitter in the season opener. . . Posted an RBI single. . . Came into game two as a defensive substitution at first base. **Jackson State (2/26):** Pinch-hit in the seventh. . . Walked twice and scored once. **Arkansas-Pine Bluff (3/6):** Started at designated hitter and went 1-for-2. **Grambling (3/13):** Posted a pair of extra-base hits. . . Drove in two RBIs. . . Had an RBI double and RBI triple in the game.

Hatcher's Single-Game Career Highs

At-Bats	6	Twice: Last at Alabama State, 4/11/18	Total Bases	9	vs UC Santa Barbara, 2/23/18
Runs	2	Five Times; Last vs LSU, 5/22/18	Walks	2	Five Times; Last Jackson State, 2/26/19
Hits	4	Twice; Last Alcorn State, 3/20/18	Strikeouts	3	Four Times; Last at Auburn, 4/14/18
RBI's	3	Twice; Last , 4/7/18	Stolen Bases	1	Four Times; Last at LSU, 3/29/18
Doubles	2	Alcorn State, 3/20/18			
Triples	1	Grambling, 3/13/19			
Home Runs	2	vs UC Santa Barbara, 2/23/18			

Hatcher's Career Statistics

	Avg	GP- GS	AB	R	H	2B	3B	HR	RBI	TB	SLG%	BB	HBP	SO	GDP	OB%	SF	SH	SB-ATT	PO	A	E	FLD%
2018	.259	48-44	174	25	45	4	0	3	16	58	.333	20	4	47	5	.345	2	4	4-5	209	13	0	1.000
2019	.444	7-2	9	1	4	1	1	0	3	7	.778	2	0	2	0	.545	0	0	0-1	0	1	0	1.000
Career	.268	55-46	183	26	49	5	1	3	19	65	.355	22	4	49	5	.355	2	4	4-6	209	14	0	1.000



2019 Game-by-Game

Opponent (Date)	AB	R	H	RBI	BB
YOUNGSTOWN STATE (F15) *	5	3	4	2	0
YOUNGSTOWN STATE (F16) *	3	2	0	0	2
YOUNGSTOWN STATE (F16) *	1	2	1	1	1
UAB (F20) *	3	0	0	0	1
SOUTHERN MISS (F22) *	4	0	1	0	0
SOUTHERN MISS (F23) *	4	0	1	1	1
SOUTHERN MISS (F24) *	5	3	2	0	0
JACKSON STATE (F26) *	6	2	2	3	0
SOUTHEASTERN LOUISIANA (F27) *	3	3	2	0	1
vs. Sam Houston State (Mr1) *	4	0	1	0	0
vs. Texas Tech (Mr2) *	5	0	1	0	0
EAST CAROLINA (Mr5) *	3	1	3	0	1
ARKANSAS-PINE BLUFF (Mr6) *	4	1	0	0	0
MAINE (Mr8) *	4	1	2	4	1
MAINE (Mr8) *	2	0	0	0	0
MAINE (Mr10)			-DNP-		
GRAMBLING (Mr13)	5	2	2	1	1
at Florida (Mr15)					
at Florida (Mr16)					
at Florida (Mr17)					
LITTLE ROCK (Mr19)					
at Samford (Mr20)					
AUBURN (Mr22)					
AUBURN (Mr23)					
AUBURN (Mr24)					
MISSISSIPPI VALLEY STATE (Mr26)					
LSU (Mr28)					
LSU (Mr29)					
LSU (Mr30)					
ULM (A3)					
at Tennessee (A5)					
at Tennessee (A6)					
at Tennessee (A7)					
SOUTH ALABAMA (A10)					
ALABAMA (A12)					
ALABAMA (A13)					
ALABAMA (A14)					
TEXAS SOUTHERN (A16)					
at Arkansas (A18)					
at Arkansas (A19)					
at Arkansas (A20)					
vs. Ole Miss (A23)					
GEORGIA (A26)					
GEORGIA (A27)					
GEORGIA (A28)					
at Texas A&M (My2)					
at Texas A&M (My3)					
at Texas A&M (My4)					
MEMPHIS (My8)					
at Ole Miss (My10)					
at Ole Miss (My11)					
at Ole Miss (My12)					
SOUTH CAROLINA (My16)					
SOUTH CAROLINA (My17)					
SOUTH CAROLINA (My18)					

\* - Denotes Game Started

2019 Biography

**Season:** Started 16 games at shortstop...Reached base in 14-straight games to start the season.

**Youngstown State (2/15-16):** Collected five hits, seven runs, three RBIs and three walks in the series...Tallied four hits – including a double – with two RBIs in the season opener...Scored three runs on opening day...Walked twice and scored a pair of runs in the middle game of the series...Tripled, drove in a run and scored twice in the series finale. **UAB (2/20):** Reached base via walk. **Southern Miss (2/22-24):** Tallied four hits in the series...Posted an RBI single and stole a base in the middle game of the series...Chipped in two hits – including a double – and scored three runs in series finale. **Jackson State (2/26):** Went 2-for-6 with a double and three RBIs. **Southeastern Louisiana (2/27):** Grabbed two hits, walked and scored twice. **Frisco Classic (3/1-2):** vs. *Sam Houston State (3/1):* Went 1-for-4. vs. *Texas Tech (3/2):* Double for his lone hit in five at-bats. **ECU (3/5):** Went 3-for-3 with a double...Walked and scored a run. **Arkansas-Pine Bluff (3/6):** Scored one run after a hit-by-pitch. **Maine (3/8-10):** Started the first two games of the series...Hit a three-run home run and chipped in an RBI single in series opener...Totalled four RBIs. **Grambling (3/13):** Collected two hits in five at-bats...Posted an RBI triple.

Westburg's Single-Game Career Highs

At-Bats	6	Twice; Last Jackson State, 2/26/19	Total Bases	7	Twice; Last vs North Carolina, 6/19/18
Runs	3	Four Times; Last Southeastern Louisiana, 2/27/19	Walks	2	Youngstown State, 2/16/19
Hits	4	Twice; Last Youngstown State, 2/15/19	Strikeouts	3	Three Times; Last Grambling, 3/13/19
RBIs	7	vs North Carolina, 6/19/18	Stolen Bases	1	Twice; Last Jackson State, 2/26/19
Doubles	3	at Kentucky, 5/13/18			
Triples	1	Twice; Last Grambling, 3/13/19			
Home Runs	1	Three Times; Last Maine, 3/8/19			

Westburg's Career Statistics

	Avg	GP- GS	AB	R	H	2B	3B	HR	RBI	TB	SLG%	BB	HBP	SO	GDP	OB%	SF	SH	SB-ATT	PO	A	E	FLD%
2018	.248	42-31	121	18	30	11	0	2	30	47	.388	10	4	35	2	.319	3	1	0-0	11	38	4	.925
2019	.361	16-16	61	20	22	5	2	1	12	34	.557	9	5	14	0	.480	0	0	2-2	15	34	4	.925
Career	.286	58-47	182	38	52	16	2	3	42	81	.445	19	9	49	2	.376	3	1	2-2	26	72	8	.925



2019 Game-by-Game

Opponent (Date)	AB	R	H	RBI	BB
YOUNGSTOWN STATE (F15)	1	0	0	0	0
YOUNGSTOWN STATE (F16)	1	0	0	0	0
YOUNGSTOWN STATE (F16) *	3	1	1	1	0
UAB (F20)			---		
SOUTHERN MISS (F22) *	2	0	1	0	0
SOUTHERN MISS (F23)			---		
SOUTHERN MISS (F24) *	4	0	1	0	0
JACKSON STATE (F26) *	2	0	0	0	0
SOUTHEASTERN LOUISIANA (F27)	1	0	1	0	1
vs. Sam Houston State (Mr1) *	3	1	1	0	0
vs. Texas Tech (Mr2) *	2	0	1	0	0
EAST CAROLINA (Mr5) *	3	0	0	0	0
ARKANSAS-PINE BLUFF (Mr6)	1	0	1	2	0
MAINE (Mr8) *	4	2	2	0	0
MAINE (Mr8) *	2	0	0	0	0
MAINE (Mr10) *	1	0	0	0	0
GRAMBLING (Mr13)					
at Florida (Mr15)					
at Florida (Mr16)					
at Florida (Mr17)					
LITTLE ROCK (Mr19)					
at Samford (Mr20)					
AUBURN (Mr22)					
AUBURN (Mr23)					
AUBURN (Mr24)					
MISSISSIPPI VALLEY STATE (Mr26)					
LSU (Mr28)					
LSU (Mr29)					
LSU (Mr30)					
ULM (A3)					
at Tennessee (A5)					
at Tennessee (A6)					
at Tennessee (A7)					
SOUTH ALABAMA (A10)					
ALABAMA (A12)					
ALABAMA (A13)					
ALABAMA (A14)					
TEXAS SOUTHERN (A16)					
at Arkansas (A18)					
at Arkansas (A19)					
at Arkansas (A20)					
vs. Ole Miss (A23)					
GEORGIA (A26)					
GEORGIA (A27)					
GEORGIA (A28)					
at Texas A&M (My2)					
at Texas A&M (My3)					
at Texas A&M (My4)					
MEMPHIS (My8)					
at Ole Miss (My10)					
at Ole Miss (My11)					
at Ole Miss (My12)					
SOUTH CAROLINA (My16)					
SOUTH CAROLINA (My17)					
SOUTH CAROLINA (My18)					

\* - Denotes Game Started

2019 Biography

**Season:** Appeared in fifteen games with eleven starts... Made his MSU debut as a pinch-hitter against Youngstown State (2/15) in the season opener... Hit 400-foot solo home run versus Youngstown State (2/16) for his first collegiate hit

**Youngstown State (2/15-16):** Appeared in all three games... Made his Diamond Dawg debut as pinch-hitter... Came in as a defensive replacement at catcher in the middle game... Made his first start at catcher in the series finale... Hit a 400-foot home run for his first collegiate hit. **Southern Miss (2/22-24):** Started two games... Grabbed a hit in each game... Went 1-for-2 in the first game... Doubled in the series finale. **Jackson State (2/26):** Started at designated hitter and was hit-by-pitch. **Southeastern Louisiana (2/27):** Singled and walked after pinch-hitting in the seventh. **Frisco Classic (3/1-2):** Started both games as the designated hitter... Collected two hits in five total at-bats. *vs. Sam Houston State (3/1):* Went 1-for-3 with a double and a run scored. *vs. Texas Tech (3/2):* Singled in two at-bats. **Arkansas-Pine Bluff (3/6):** Pinch hit and drove in pair of runs with a double. **Maine (3/8-10):** Started all three games at designated hitter... Went 2-for-4 with a double in the opener.

Jones' Single-Game Career Highs

At-Bats	4	Twice; Last Maine, 3/8/19	Total Bases	4	Youngstown State, 2/16/19
Runs	2	Last Maine, 3/8/19	Walks	1	Southeastern Louisiana, 2/27/19
Hits	2	Last Maine, 3/8/19	Strikeouts	1	Five Times; Last Grambling, 3/13/19
RBIs	2	Arkansas-Pine Bluff, 3/6/19	Stolen Bases	1	Maine, 3/8/19
Doubles	1	Four Times; Last Maine, 3/8/19			
Triples	---				
Home Runs	1	Youngstown State, 2/16/19			

Jones' Career Statistics

	Avg	GP- GS	AB	R	H	2B	3B	HR	RBI	TB	SLG%	BB	HBP	SO	GDP	OB%	SF	SH	SB-ATT	PO	A	E	FLD%
2019	.281	15-11	32	4	9	4	0	1	3	16	.500	1	1	5	0	.324	0	0	1-2	35	2	1	.974
Career	.281	15-11	32	4	9	4	0	1	3	16	.500	1	1	5	0	.324	0	0	1-2	35	2	1	.974





2019 Game-by-Game

Opponent (Date)	Dec.	IP	H	R (ER)	BB	K
YOUNGSTOWN STATE (F15)	ND	2.0	1	1 (1)	1	2
YOUNGSTOWN STATE (F16)		-DNP-				
YOUNGSTOWN STATE (F16)		-DNP-				
UAB (F20) *	ND	4.2	7	2 (2)	--	3
SOUTHERN MISS (F22)		-DNP-				
SOUTHERN MISS (F23)		-DNP-				
SOUTHERN MISS (F24)		-DNP-				
JACKSON STATE (F26)		-DNP-				
SOUTHEASTERN LOUISIANA (F27) * W		6.0	1	-- (--)	2	9
vs. Sam Houston State (Mr1)		-DNP-				
vs. Texas Tech (Mr2)		-DNP-				
EAST CAROLINA (Mr5)	H	3.0	1	1 (1)	1	4
ARKANSAS-PINE BLUFF (Mr6)		-DNP-				
MAINE (Mr8)		-DNP-				
MAINE (Mr8)		-DNP-				
MAINE (Mr10)	ND	0.0	1	3 (3)	1	--
GRAMBLING (Mr13)	ND	3.0	2	-- (--)	--	3
at Florida (Mr15)						
at Florida (Mr16)						
at Florida (Mr17)						
LITTLE ROCK (Mr19)						
at Samford (Mr20)						
AUBURN (Mr22)						
AUBURN (Mr23)						
AUBURN (Mr24)						
MISSISSIPPI VALLEY STATE (Mr26)						
LSU (Mr28)						
LSU (Mr29)						
LSU (Mr30)						
ULM (A3)						
at Tennessee (A5)						
at Tennessee (A6)						
at Tennessee (A7)						
SOUTH ALABAMA (A10)						
ALABAMA (A12)						
ALABAMA (A13)						
ALABAMA (A14)						
TEXAS SOUTHERN (A16)						
at Arkansas (A18)						
at Arkansas (A19)						
at Arkansas (A20)						
vs. Ole Miss (A23)						
GEORGIA (A26)						
GEORGIA (A27)						
GEORGIA (A28)						
at Texas A&M (My2)						
at Texas A&M (My3)						
at Texas A&M (My4)						
MEMPHIS (My8)						
at Ole Miss (My10)						
at Ole Miss (My11)						
at Ole Miss (My12)						
SOUTH CAROLINA (My16)						
SOUTH CAROLINA (My17)						
SOUTH CAROLINA (My18)						

\* - Denotes Game Started | (W)in, (L)oss, H(ol)d, (S)ave, (B)low Save

2019 Biography

**Season:** Appeared in six games with three starts on the mound.

**Youngstown State (2/15-16):** Appeared in a relief role in the season opener. . . Allowed one run in two innings pitched. . . Allowed one run on one hit and one walk. . . Struck out two. **UAB (2/20):** Made his first start of the season. . . Threw 4 2/3 innings, allowing two runs on seven hits. . . Struck out three batters. **Southeastern Louisiana (2/27):** Shut out the Lions over six innings in a start. . . Struck out nine and walked two. . . Allowed just one hit in collecting the win. **ECU (3/5):** Tossed three innings of relief work while striking out four. . . Allowed one run. **Maine (3/8-10):** Did not record an out in a relief appearance. . . Sur-rendered three runs in the series finale. **Grambling (3/13):** Threw three innings in a start. . . Struck out three in a scoreless start.

Plumlee’s Single-Game Career Highs

Innings Pitched	8.0	Indiana State, 2/25/17	Wild Pitches	2	vs South Alabama, 6/2/17
Fewest Hits	0	Twice; Last at LSU, 6/11/17	Hit-by-Pitch	2	Auburn, 4/29/17
Fewest Runs	0	11 Times; Last Grambling, 3/13/19	Total Pitches	99	Tennessee, 3/25/17
Fewest Earned Runs	0	12 Times; Last Grambling, 3/13/19			
Walks	6	at Georgia, 5/13/17			
Strikeouts	9	Southeastern Louisiana, 2/27/19			

Plumlee’s Career Statistics

	ERA	W-L	App	GS	CG	SHO/CBO	SV	IP	H	R	ER	BB	SO	2B	3B	HR	BF	BAA	WP	HBP	BK	SFA	SHA
2017	4.01	6-1	26	8	0	0/1	1	74.0	71	37	33	31	54	12	1	8	326	.256	10	10	0	3	5
2019	3.38	1-0	6	3	0	0/1	0	18.2	13	7	7	5	21	1	0	0	78	.186	3	3	0	0	0
Career	3.88	7-1	32	11	0	0/2	1	92.2	84	44	40	36	75	13	1	8	404	.242	13	13	0	3	5



2019 Game-by-Game

Opponent (Date)	Dec.	IP	H	R (ER)	BB	K
YOUNGSTOWN STATE (F15)				-DNP-		
YOUNGSTOWN STATE (F16)				-DNP-		
YOUNGSTOWN STATE (F16)	ND	1.0	--	-- (--)	--	--
UAB (F20)	W	1.0	--	-- (-)	1	--
SOUTHERN MISS (F22)	ND	0.1	1	-- (--)	--	--
SOUTHERN MISS (F23)				-DNP-		
SOUTHERN MISS (F24)	ND	0.0	3	1 (1)	--	--
JACKSON STATE (F26)				-DNP-		
SOUTHEASTERN LOUISIANA (F27)				-DNP-		
vs. Sam Houston State (Mr1)				-DNP-		
vs. Texas Tech (Mr2)				-DNP-		
EAST CAROLINA (Mr5)				-DNP-		
ARKANSAS-PINE BLUFF (Mr6)	H	2.0	1	-- (--)	--	1
MAINE (Mr8)				-DNP-		
MAINE (Mr8)				-DNP-		
MAINE (Mr10)				-DNP-		
GRAMBLING (Mr13)	ND	1.0	1	-- (--)	--	1
at Florida (Mr15)						
at Florida (Mr16)						
at Florida (Mr17)						
LITTLE ROCK (Mr19)						
at Samford (Mr20)						
AUBURN (Mr22)						
AUBURN (Mr23)						
AUBURN (Mr24)						
MISSISSIPPI VALLEY STATE (Mr26)						
LSU (Mr28)						
LSU (Mr29)						
LSU (Mr30)						
ULM (A3)						
at Tennessee (A5)						
at Tennessee (A6)						
at Tennessee (A7)						
SOUTH ALABAMA (A10)						
ALABAMA (A12)						
ALABAMA (A13)						
ALABAMA (A14)						
TEXAS SOUTHERN (A16)						
at Arkansas (A18)						
at Arkansas (A19)						
at Arkansas (A20)						
vs. Ole Miss (A23)						
GEORGIA (A26)						
GEORGIA (A27)						
GEORGIA (A28)						
at Texas A&M (My2)						
at Texas A&M (My3)						
at Texas A&M (My4)						
MEMPHIS (My8)						
at Ole Miss (My10)						
at Ole Miss (My11)						
at Ole Miss (My12)						
SOUTH CAROLINA (My16)						
SOUTH CAROLINA (My17)						
SOUTH CAROLINA (My18)						

\* - Denotes Game Started | (W)in, (L)oss, H(old), (S)ave, (B)low Save

2019 Biography

Season: Appeared in six games, all in relief.

**Youngstown State (2/15-16):** Pitched one inning of scoreless relief in series finale. **UAB (2/20):** Earned the win with one scoreless inning of work. **Southern Miss (2/22-24):** Pitched in two games in the series...Tossed 1/3 of an inning in first game and allowed one hit...Allowed one run on three hits in the series finale...Did not record an out. **Arkansas-Pine Bluff (3/6):** Threw two scoreless innings. **Grambling (3/13):** Threw one scoreless inning...Allowed one hit and struck out one.

Self's Single-Game Career Highs

Innings Pitched	5.0	Texas Tech, 2/19/17	Wild Pitches	1	Four Times; Last Arkansas-Pine Bluff, 3/6/19
Fewest Hits	0	18 Times; Last UAB, 2/20/19	Hit-by-Pitch	1	Three Times; Last vs Florida State, 6/2/18
Fewest Runs	0	36 Times; Last Grambling, 3/13/19	Total Pitches	63	Texas Tech, 2/19/17
Fewest Earned Runs	0	39 Times; Last Grambling, 3/13/19			
Walks	4	at Georgia, 5/14/17			
Strikeouts	7	Texas Tech, 2/19/17			

Self's Career Statistics

	ERA	W-L	App	GS	CG	SHO/CBO	SV	IP	H	R	ER	BB	SO	2B	3B	HR	BF	BAA	WP	HBP	BK	SFA	SHA
2017	3.72	5-2	31	0	0	0/1	8	48.1	44	21	20	20	60	5	0	1	208	.246	2	2	0	3	4
2018	3.51	5-0	18	0	0	0/2	1	25.2	20	13	10	12	20	2	1	3	108	.220	1	1	0	2	2
2019	1.69	1-0	6	0	0	0/1	0	5.1	7	1	1	1	2	1	0	0	22	.333	1	0	0	0	0
Career	3.52	11-2	55	0	0	0/4	9	79.1	71	35	31	33	82	8	1	4	338	.244	4	3	0	5	6



## 2019 Game-by-Game

Opponent (Date)	AB	R	H	RBI	BB
YOUNGSTOWN STATE (F15) *	5	1	1	--	--
YOUNGSTOWN STATE (F16) *	4	3	3	2	--
YOUNGSTOWN STATE (F16) *	5	1	--	--	--
UAB (F20) *	4	--	1	2	--
SOUTHERN MISS (F22) *	4	--	2	--	--
SOUTHERN MISS (F23) *	4	2	2	1	1
SOUTHERN MISS (F24) *	3	1	--	--	2
JACKSON STATE (F26) *	5	3	2	1	1
SOUTHEASTERN LOUISIANA (F27) *	4	1	2	2	1
vs. Sam Houston State (Mr1) *	4	--	2	1	--
vs. Texas Tech (Mr2) *	3	--	1	1	--
EAST CAROLINA (Mr5) *	4	1	1	--	--
ARKANSAS-PINE BLUFF (Mr6) *	5	1	2	1	1
MAINE (Mr8) *	4	1	2	2	1
MAINE (Mr8) *	4	--	--	--	--
MAINE (Mr10) *	4	1	1	1	--
GRAMBLING (Mr13)	5	4	4	2	1
at Florida (Mr15)					
at Florida (Mr16)					
at Florida (Mr17)					
LITTLE ROCK (Mr19)					
at Samford (Mr20)					
AUBURN (Mr22)					
AUBURN (Mr23)					
AUBURN (Mr24)					
MISSISSIPPI VALLEY STATE (Mr26)					
LSU (Mr28)					
LSU (Mr29)					
LSU (Mr30)					
ULM (A3)					
at Tennessee (A5)					
at Tennessee (A6)					
at Tennessee (A7)					
SOUTH ALABAMA (A10)					
ALABAMA (A12)					
ALABAMA (A13)					
ALABAMA (A14)					
TEXAS SOUTHERN (A16)					
at Arkansas (A18)					
at Arkansas (A19)					
at Arkansas (A20)					
vs. Ole Miss (A23)					
GEORGIA (A26)					
GEORGIA (A27)					
GEORGIA (A28)					
at Texas A&M (My2)					
at Texas A&M (My3)					
at Texas A&M (My4)					
MEMPHIS (My8)					
at Ole Miss (My10)					
at Ole Miss (My11)					
at Ole Miss (My12)					
SOUTH CAROLINA (My16)					
SOUTH CAROLINA (My17)					
SOUTH CAROLINA (My18)					

\* - Denotes Game Started

## 2019 Biography

**Season:** Started all 17 games in center field...Posted his 300th career hit with his third hit in a four-hit night against Grambling (3/13).

**Youngstown State (2/15-16):** Collected four hits and scored five times in the series...Doubled and scored one run in the season opener...Went 3-for-4 with two doubles, two RBIs and one stolen base in the middle game. **UAB (2/20):** Stole a base and drove in the game-winning run with a two-run single. **Southern Miss (2/22-24):** Tallied four hits and scored three times for the weekend...Went 2-for-4 with a stolen base in the series opener...Had two hits and walked in the middle game of the series...Scored twice and drove in a run in second game...Walked twice and scored one run in the series finale. **Jackson State (2/26):** Doubled twice, scored three runs and collected one RBI...Also walked and stole one base. **Frisco Classic (3/1-2):** Picked up three hits between the two games...Drove in a run in each game...vs. *Sam Houston State (3/1):* Went 2-for-4...Plated one RBI with a single. vs. *Texas Tech (3/2):* Singled and hit a sacrifice fly. **ECU (3/5):** Went 1-for-4 with a run scored. **Arkansas-Pine Bluff (3/6):** Posted two hits, including an RBI single...Scored one run. **Maine (3/8-10):** Collected two hits and two RBIs in the series opener...Reached on an error and stole a base in the middle game of the series...Went 1-for-4 with one RBI and one run scored...Also stole two bases in the series finale. **Grambling (3/13):** Collected four hits and two RBIs...Also stole a base and scored four times...Added one walk...His third hit of night was the 300th of his career.

## Mangum's Single-Game Career Highs

At-Bats	7	Twice; Last at Missouri, 3/24/18	Total Bases	6	Four Times; Last Florida, 5/19/18
Runs	4	Three Times; Last Grambling, 3/13/19	Walks	2	Eight Times; Last Southern Miss, 2/24/19
Hits	5	Twice; Last Ole Miss, 4/8/18	Strikeouts	2	Eleven Times; Last Youngstown State, 2/16/19
RBIs	5	Tennessee, 3/25/17	Stolen Bases	2	Seven Times; Last Maine, 3/10/19
Doubles	2	Six Times; Last Jackson State, 2/26/19			
Triples	1	Seven Times; Last Florida, 5/17/18			
Home Runs	1	Four Times; Last vs Oklahoma, 6/4/18			

## Mangum's Career Statistics

	Avg	GP-GS	AB	R	H	2B	3B	HR	RBI	TB	SLG%	BB	HBP	SO	GDP	OB%	SF	SH	SB-ATT	PO	A	E	FLD%
2016	.408	62-43	206	40	84	12	3	1	28	105	.510	14	5	20	3	.458	0	1	6-7	90	2	5	.948
2017	.324	65-65	278	51	90	15	1	0	26	107	.385	9	17	35	4	.380	1	1	14-21	145	8	2	.987
2018	.351	68-68	288	63	101	22	3	3	33	138	.479	30	13	29	2	.434	1	0	14-17	169	5	3	.983
2019	.366	17-17	71	20	26	6	0	0	16	32	.451	8	3	5	0	.446	1	0	12-15	30	2	0	1.000
<b>Career</b>	<b>.357</b>	<b>212-193</b>	<b>843</b>	<b>174</b>	<b>301</b>	<b>55</b>	<b>7</b>	<b>4</b>	<b>103</b>	<b>382</b>	<b>.453</b>	<b>61</b>	<b>38</b>	<b>89</b>	<b>9</b>	<b>.423</b>	<b>3</b>	<b>2</b>	<b>46-60</b>	<b>434</b>	<b>17</b>	<b>10</b>	<b>.978</b>



## 2019 Game-by-Game

Opponent (Date)	Dec.	IP	H	R (ER)	BB	K
YOUNGSTOWN STATE (F15)			-DNP-			
YOUNGSTOWN STATE (F16)	ND	2.0	--	-- (--)	1	4
YOUNGSTOWN STATE (F16)			-DNP-			
UAB (F20)			-DNP-			
SOUTHERN MISS (F22)			-DNP-			
SOUTHERN MISS (F23)			-DNP-			
SOUTHERN MISS (F24)	ND	1.2	2	1 (1)	--	2
JACKSON STATE (F26)			-DNP-			
SOUTHEASTERN LOUISIANA (F27)	ND	1.0	0	-- (--)	--	2
vs. Sam Houston State (Mr1)			-DNP-			
vs. Texas Tech (Mr2)			-DNP-			
EAST CAROLINA (Mr5)	H	1.0	1	-- (--)	--	--
ARKANSAS-PINE BLUFF (Mr6)			-DNP-			
MAINE (Mr8)			-DNP-			
MAINE (Mr8)			-DNP-			
MAINE (Mr10)	ND	0.1	--	2 (2)	2	1
GRAMBLING (Mr13)			-DNP-			
at Florida (Mr15)						
at Florida (Mr16)						
at Florida (Mr17)						
LITTLE ROCK (Mr19)						
at Samford (Mr20)						
AUBURN (Mr22)						
AUBURN (Mr23)						
AUBURN (Mr24)						
MISSISSIPPI VALLEY STATE (Mr26)						
LSU (Mr28)						
LSU (Mr29)						
LSU (Mr30)						
ULM (A3)						
at Tennessee (A5)						
at Tennessee (A6)						
at Tennessee (A7)						
SOUTH ALABAMA (A10)						
ALABAMA (A12)						
ALABAMA (A13)						
ALABAMA (A14)						
TEXAS SOUTHERN (A16)						
at Arkansas (A18)						
at Arkansas (A19)						
at Arkansas (A20)						
vs. Ole Miss (A23)						
GEORGIA (A26)						
GEORGIA (A27)						
GEORGIA (A28)						
at Texas A&M (My2)						
at Texas A&M (My3)						
at Texas A&M (My4)						
MEMPHIS (My8)						
at Ole Miss (My10)						
at Ole Miss (My11)						
at Ole Miss (My12)						
SOUTH CAROLINA (My16)						
SOUTH CAROLINA (My17)						
SOUTH CAROLINA (My18)						

\* - Denotes Game Started | (W)in, (L)oss, H(ol)d, (S)ave, (B)lown Save

## 2019 Biography

**Season:** Appeared in five games, all in relief. . . Didn't allow a hit in MSU debut against Youngstown State (2/16).

**Youngstown State (2/15-16):** Made his collegiate debut in the middle game of the series. . . Threw two no-hit innings of relief in game two of the series. . . Struck out four batters while only issuing one walk. **Southern Miss (2/22-24):** Appeared in the series finale and gave up one run. **Southeastern Louisiana (2/27):** Struck out two batters in a perfect inning of work. **ECU (3/5):** Tossed a scoreless inning. **Maine (3/8-10):** Allowed two runs in one-third of an inning in game three.

## Eagan's Single-Game Career Highs

Innings Pitched	2.0	Youngstown State, 2/16/19	Wild Pitches	0	Four Times; Last East Carolina, 3/5/19
Fewest Hits	0	Three Times; Last Maine, 3/10/19	Hit-by-Pitch	1	Twice; Last East Carolina, 3/5/19
Fewest Runs	0	Three Times; Last East Carolina, 3/5/19	Total Pitches	36	Youngstown State, 2/16/19
Fewest Earned Runs	0	Three Times; Last East Carolina, 3/5/19			
Walks	2	Maine, 3/10/19			
Strikeouts	4	Youngstown State, 2/16/19			

## Eagan's Career Statistics

	ERA	W-L	App	GS	CG	SHO/CBO	SV	IP	H	R	ER	BB	SO	2B	3B	HR	BF	BAA	WP	HBP	BK	SFA	SHA
2019	4.50	0-0	5	0	0	0/1	0	6.0	3	3	3	3	9	1	0	1	24	.158	0	2	0	0	0
Career	4.50	0-0	5	0	0	0/1	0	6.0	3	3	3	3	9	1	0	1	24	.158	0	2	0	0	0





2019 Game-by-Game

Opponent (Date)	AB	R	H	RBI	BB
YOUNGSTOWN STATE (F15) *	3	1	1	--	2
YOUNGSTOWN STATE (F16) *	4	--	--	1	--
YOUNGSTOWN STATE (F16) *	4	1	2	2	--
UAB (F20) *	4	1	1	--	--
SOUTHERN MISS (F22) *	4	--	1	--	--
SOUTHERN MISS (F23) *	5	2	3	1	--
SOUTHERN MISS (F24) *	4	--	--	--	--
JACKSON STATE (F26) *	4	2	2	2	1
SOUTHEASTERN LOUISIANA (F27) *	4	1	1	4	1
vs. Sam Houston State (Mr1) *	4	1	3	1	--
vs. Texas Tech (Mr2) *	4	--	1	--	1
EAST CAROLINA (Mr5) *	4	--	--	--	--
ARKANSAS-PINE BLUFF (Mr6) *	5	3	4	2	--
MAINE (Mr8) *	4	--	2	--	--
MAINE (Mr8) *	3	1	1	--	1
MAINE (Mr10) *	4	1	1	4	1
GRAMBLING (Mr13)	4	--	--	--	--
at Florida (Mr15)					
at Florida (Mr16)					
at Florida (Mr17)					
LITTLE ROCK (Mr19)					
at Samford (Mr20)					
AUBURN (Mr22)					
AUBURN (Mr23)					
AUBURN (Mr24)					
MISSISSIPPI VALLEY STATE (Mr26)					
LSU (Mr28)					
LSU (Mr29)					
LSU (Mr30)					
ULM (A3)					
at Tennessee (A5)					
at Tennessee (A6)					
at Tennessee (A7)					
SOUTH ALABAMA (A10)					
ALABAMA (A12)					
ALABAMA (A13)					
ALABAMA (A14)					
TEXAS SOUTHERN (A16)					
at Arkansas (A18)					
at Arkansas (A19)					
at Arkansas (A20)					
vs. Ole Miss (A23)					
GEORGIA (A26)					
GEORGIA (A27)					
GEORGIA (A28)					
at Texas A&M (My2)					
at Texas A&M (My3)					
at Texas A&M (My4)					
MEMPHIS (My8)					
at Ole Miss (My10)					
at Ole Miss (My11)					
at Ole Miss (My12)					
SOUTH CAROLINA (My16)					
SOUTH CAROLINA (My17)					
SOUTH CAROLINA (My18)					

\* - Denotes Game Started

2019 Biography

**Awards:** Named to the Frisco Classic All-Tournament Team.

**Season:** Started all 17 games at third base... Homered in back-to-back games against Jackson State (2/26) and Southeastern Louisiana (2/27)...

**Youngstown State (2/15-16):** Started all three games... Collected three hits and three RBIs while scoring two runs in the series... Walked twice, singled and scored in season opener... Earned his first RBI of the year with a sacrifice fly in game two... Doubled, homered and scored one run in series finale. **UAB (2/20):** Started MSU's three-run seventh inning with a leadoff single and scored the first State run. **Southern Miss (2/22-24):** Started all three games and collected four hits... Singled in the series opener... Hit a leadoff home run in the second inning of game two to open MSU's scoring... Collected three total hits and scored twice in the middle game. **Jackson State (2/26):** Doubled, homered, collected a pair of RBIs and scored twice. **Southeastern Louisiana (2/27):** Lone hit was a grand slam. **Frisco Classic (3/1-2):** Collected four hits in two starts. vs. *Sam Houston State (3/1):* Doubled as a part of a three-hit day... Scored game-winning run and drove in one run. vs. *Texas Tech (3/2):* Walked and collected one hit. **Arkansas-Pine Bluff (3/6):** Went 4-for-5 with two doubles, two RBIs and three runs scored. **Maine (3/8-10):** Collected a hit in each game and a total of four during the three-game set... Tallied two hits in game one... Singled, walked and scored in the middle game... Hit three-run home run and walked in a run in the series finale.

Foscue's Single-Game Career Highs

At-Bats	5	12 Times; Last Arkansas-Pine Bluff, 3/6/19	Total Bases	6	Three Times; Last Arkansas-Pine Bluff, 3/6/19
Runs	3	Twice; Last Arkansas-Pine Bluff, 3/6/19	Walks	3	vs Oklahoma, 6/1/18
Hits	4	Arkansas-Pine Bluff, 3/6/19	Strikeouts	2	Four Times; Last Southern Miss, 2/24/19
RBIs	4	Twice; Last Maine, 3/10/19	Stolen Bases	---	
Doubles	2	Arkansas-Pine Bluff, 3/6/19			
Triples	---				
Home Runs	1	Eight Times; Last Maine, 3/10/19			

Foscue's Career Statistics

	Avg	GP- GS	AB	R	H	2B	3B	HR	RBI	TB	SLG%	BB	HBP	SO	GDP	OB%	SF	SH	SB-ATT	PO	A	E	FLD%
2018	.241	58-48	187	24	45	12	0	3	20	66	.353	22	4	22	1	.332	1	2	0-2	30	52	5	.943
2019	.338	17-17	68	14	23	4	0	5	17	42	.618	7	0	6	2	.395	1	0	0-0	14	26	5	.889
Career	.267	75-65	255	38	68	16	0	8	37	108	.424	29	4	28	3	.348	2	2	0-2	44	78	10	.924



2019 Game-by-Game

Opponent (Date)	Dec.	IP	H	R (ER)	BB	K
YOUNGSTOWN STATE (F15)			-DNP-			
YOUNGSTOWN STATE (F16)			-DNP-			
YOUNGSTOWN STATE (F16) *	W	5.0	4	-- (--)	2	6
UAB (F20)			-DNP-			
SOUTHERN MISS (F22)			-DNP-			
SOUTHERN MISS (F23)			-DNP-			
SOUTHERN MISS (F24) *	ND	3.0	3	1 (1)	4	4
JACKSON STATE (F26)			-DNP-			
SOUTHEASTERN LOUISIANA (F27)			-DNP-			
vs. Sam Houston State (Mr1)			-DNP-			
vs. Texas Tech (Mr2)			-DNP-			
EAST CAROLINA (Mr5) *	W	2.0	1	-- (--)	--	2
ARKANSAS-PINE BLUFF (Mr6)			-DNP-			
MAINE (Mr8)			-DNP-			
MAINE (Mr8)			-DNP-			
MAINE (Mr10) *	ND	5.0	4	2 (2)	2	5
GRAMBLING (Mr13)			-DNP-			
at Florida (Mr15)						
at Florida (Mr16)						
at Florida (Mr17)						
LITTLE ROCK (Mr19)						
at Samford (Mr20)						
AUBURN (Mr22)						
AUBURN (Mr23)						
AUBURN (Mr24)						
MISSISSIPPI VALLEY STATE (Mr26)						
LSU (Mr28)						
LSU (Mr29)						
LSU (Mr30)						
ULM (A3)						
at Tennessee (A5)						
at Tennessee (A6)						
at Tennessee (A7)						
SOUTH ALABAMA (A10)						
ALABAMA (A12)						
ALABAMA (A13)						
ALABAMA (A14)						
TEXAS SOUTHERN (A16)						
at Arkansas (A18)						
at Arkansas (A19)						
at Arkansas (A20)						
vs. Ole Miss (A23)						
GEORGIA (A26)						
GEORGIA (A27)						
GEORGIA (A28)						
at Texas A&M (My2)						
at Texas A&M (My3)						
at Texas A&M (My4)						
MEMPHIS (My8)						
at Ole Miss (My10)						
at Ole Miss (My11)						
at Ole Miss (My12)						
SOUTH CAROLINA (My16)						
SOUTH CAROLINA (My17)						
SOUTH CAROLINA (My18)						

\* - Denotes Game Started | (W)in, (L)oss, H(ol)d, (S)ave, (B)low'n Save

2019 Biography

Season: Made four starts on the mound.

**Youngstown State (2/15-16):** Earned first win of season. . . Shutout the Penguins over five innings. . . Gave up just two walks and four hits while striking out six batters in the series finale. **Southern Miss (2/22-24):** Lasted three innings in a start. . . Allowed just one run...Struck out four and walked four. **ECU (3/5):** Started and threw two scoreless innings to earn the win. **Maine (3/8-10):** Allowed two runs over five innings in the series finale. . . Struck out five, walked two and allowed four hits.

James’ Single-Game Career Highs

Innings Pitched	5.1	at McNeese State, 2/28/18	Wild Pitches	2	Southern Miss, 2/24/19
Fewest Hits	0	7 Times; Last at Vanderbilt, 6/10/18	Hit-by-Pitch	2	Utah Valley, 3/9/18
Fewest Runs	0	19 Times; Last East Carolina, 3/5/19	Total Pitches	92	at McNeese State, 2/28/18
Fewest Earned Runs	0	21 Times; Last East Carolina, 3/5/19			
Walks	4	Southern Miss, 2/24/19			
Strikeouts	7	at McNeese State, 2/28/18			

James’ Career Statistics

	ERA	W-L	App	GS	CG	SHO/CBO	SV	IP	H	R	ER	BB	SO	2B	3B	HR	BF	BAA	WP	HBP	BK	SFA	SHA
2016	3.24	3-0	14	4	0	0/3	0	25.0	19	10	9	8	15	3	1	2	101	.213	1	3	0	0	1
2018	4.34	1-2	26	0	0	0/2	0	47.2	58	27	23	19	45	10	2	3	222	.312	8	9	0	2	6
2019	1.80	2-0	4	4	0	0/1	0	15.0	12	3	3	8	17	1	0	0	62	.235	3	1	0	1	1
Career	3.59	6-2	44	8	0	0/6	0	87.2	89	40	35	35	77	14	3	5	385	.273	12	13	0	3	8



2019 Game-by-Game

Opponent (Date)	Dec.	IP	H	R (ER)	BB	K
YOUNGSTOWN STATE (F15)			-DNP-			
YOUNGSTOWN STATE (F16)			-DNP-			
YOUNGSTOWN STATE (F16)	ND	1.0	1	0(0)	0	1
UAB (F20)			-DNP-			
SOUTHERN MISS (F22)	ND	1.2	0	0(0)	1	2
SOUTHERN MISS (F23)			-DNP-			
SOUTHERN MISS (F24)	ND	1.0	0	0(0)	1	1
JACKSON STATE (F26)			-DNP-			
SOUTHEASTERN LOUISIANA (F27)	ND	1.0	0	0(0)	0	0
vs. Sam Houston State (Mr1)	ND	1.2	3	2(0)	0	1
vs. Texas Tech (Mr2)			-DNP-			
EAST CAROLINA (Mr5)			-DNP-			
ARKANSAS-PINE BLUFF (Mr6)			-DNP-			
MAINE (Mr8)	S	3.0	4	1(1)	0	3
MAINE (Mr8)			-DNP-			
MAINE (Mr10)			-DNP-			
GRAMBLING (Mr13)			-DNP-			
at Florida (Mr15)						
at Florida (Mr16)						
at Florida (Mr17)						
LITTLE ROCK (Mr19)						
at Samford (Mr20)						
AUBURN (Mr22)						
AUBURN (Mr23)						
AUBURN (Mr24)						
MISSISSIPPI VALLEY STATE (Mr26)						
LSU (Mr28)						
LSU (Mr29)						
LSU (Mr30)						
ULM (A3)						
at Tennessee (A5)						
at Tennessee (A6)						
at Tennessee (A7)						
SOUTH ALABAMA (A10)						
ALABAMA (A12)						
ALABAMA (A13)						
ALABAMA (A14)						
TEXAS SOUTHERN (A16)						
at Arkansas (A18)						
at Arkansas (A19)						
at Arkansas (A20)						
vs. Ole Miss (A23)						
GEORGIA (A26)						
GEORGIA (A27)						
GEORGIA (A28)						
at Texas A&M (My2)						
at Texas A&M (My3)						
at Texas A&M (My4)						
MEMPHIS (My8)						
at Ole Miss (My10)						
at Ole Miss (My11)						
at Ole Miss (My12)						
SOUTH CAROLINA (My16)						
SOUTH CAROLINA (My17)						
SOUTH CAROLINA (My18)						

\* - Denotes Game Started | (W)in, (L)oss, H(old), (S)ave, (B)low Save

2019 Biography

**Season:** Appeared in six games, all in relief. . . Picked up his first career save in the series opener versus Maine (3/8) with three innings of work.

**Youngstown State (2/15-16):** Pitched in series finale. . . Threw a scoreless eighth with one hit allowed and a strikeout. **Southern Miss (2/22-24):** Appeared in two games with a pair of no-hit performances. . . Pitched in the series opener and threw 1 2/3 innings while striking out two. . . Took the mound in series finale and walked one and struck out one. **Southeastern Louisiana (2/27):** Tossed a perfect inning of relief. **Frisco Classic (3/1-2):** vs. *Sam Houston State (3/1):* Allowed two runs – both unearned – over 1 2/3 innings pitched. **Maine (3/8-10):** Earned a three-inning save in the season opener. . . Allowed one run, struck out three and didn’t walk a batter.

Liebelt’s Single-Game Career Highs

Innings Pitched	3.0	Maine, 3/8/19	Wild Pitches	2	vs Oklahoma, 6/1/18
Fewest Hits	0	Seven Times; Last Southeastern Louisiana, 2/27/19	Hit-by-Pitch	3	at Southern Miss, 2/16/18
Fewest Runs	0	Nine Times; Last Southeastern Louisiana, 2/27/19	Total Pitches	56	at Southern Miss, 2/16/18
Fewest Earned Runs	0	11 Times; Last vs Sam Houston State, 3/1/19			
Walks	4	at Southern Miss, 2/16/18			
Strikeouts	3	Maine, 3/8/19			

Liebelt’s Career Statistics

	ERA	W-L	App	GS	CG	SHO/CBO	SV	IP	H	R	ER	BB	SO	2B	3B	HR	BF	BAA	WP	HBP	BK	SFA	SHA
2018	13.15	0-0	12	1	0	0/1	0	13.0	21	21	19	8	7	6	0	0	76	.362	4	7	0	1	2
2019	0.96	0-0	6	0	0	0/2	1	9.1	8	3	1	2	8	2	1	0	38	.222	0	0	0	0	0
Career	8.06	0-0	18	1	0	0/3	1	22.1	29	24	20	10	15	8	1	0	114	.309	4	7	0	1	2



## 2019 Game-by-Game

Opponent (Date)	AB	R	H	RBI	BB
YOUNGSTOWN STATE (F15)			-DNP-		
YOUNGSTOWN STATE (F16)			-DNP-		
YOUNGSTOWN STATE (F16)			-DNP-		
UAB (F20)			-DNP-		
SOUTHERN MISS (F22)			-DNP-		
SOUTHERN MISS (F23)			-DNP-		
SOUTHERN MISS (F24)			-DNP-		
JACKSON STATE (F26)			-DNP-		
SOUTHEASTERN LOUISIANA (F27)	2	--	1	2	--
vs. Sam Houston State (Mr1)			-DNP-		
vs. Texas Tech (Mr2)			-DNP-		
EAST CAROLINA (Mr5)			-DNP-		
ARKANSAS-PINE BLUFF (Mr6)	1	1	1	1	--
MAINE (Mr8)			-DNP-		
MAINE (Mr8)	--	--	--	--	1
MAINE (Mr10)			-DNP-		
GRAMBLING (Mr13)	3	1	2	3	--
at Florida (Mr15)					
at Florida (Mr16)					
at Florida (Mr17)					
LITTLE ROCK (Mr19)					
at Samford (Mr20)					
AUBURN (Mr22)					
AUBURN (Mr23)					
AUBURN (Mr24)					
MISSISSIPPI VALLEY STATE (Mr26)					
LSU (Mr28)					
LSU (Mr29)					
LSU (Mr30)					
ULM (A3)					
at Tennessee (A5)					
at Tennessee (A6)					
at Tennessee (A7)					
SOUTH ALABAMA (A10)					
ALABAMA (A12)					
ALABAMA (A13)					
ALABAMA (A14)					
TEXAS SOUTHERN (A16)					
at Arkansas (A18)					
at Arkansas (A19)					
at Arkansas (A20)					
vs. Ole Miss (A23)					
GEORGIA (A26)					
GEORGIA (A27)					
GEORGIA (A28)					
at Texas A&M (My2)					
at Texas A&M (My3)					
at Texas A&M (My4)					
MEMPHIS (My8)					
at Ole Miss (My10)					
at Ole Miss (My11)					
at Ole Miss (My12)					
SOUTH CAROLINA (My16)					
SOUTH CAROLINA (My17)					
SOUTH CAROLINA (My18)					

\* - Denotes Game Started

## 2019 Biography

**Season:** Appeared in four games... Posted his first hit – a two-RBI single – against Southeastern Louisiana (2/27).

**Southeastern Louisiana (2/27):** Made MSU debut as a pinch-hitter in the seventh inning... Drove in two RBIs on a single in the eighth. **Arkansas-Pine Bluff (3/6):** Doubled in one RBI as a pinch hitter. **Maine (8-10):** Appeared in game two... Walked in his only at-bat as a pinch-hitter. **Grambling (3/13):** Entered as a pinch-hitter in the fifth and took over at catcher... Delivered three RBIs with two singles.

## Hancock's Single-Game Career Highs

At-Bats	3	Grambling, 3/13/19	Total Bases	2	Twice; Last Grambling, 3/13/19
Runs	1	Twice; Last Grambling, 3/13/19	Walks	1	Maine, 3/8/19
Hits	2	Grambling, 3/13/19	Strikeouts	---	
RBI	3	Grambling, 3/13/19	Stolen Bases	---	
Doubles	1	Arkansas-Pine Bluff, 3/6/19			
Triples	---				
Home Runs	---				

## Hancock's Career Statistics

	Avg	GP-GS	AB	R	H	2B	3B	HR	RBI	TB	SLG%	BB	HBP	SO	GDP	OB%	SF	SH	SB-ATT	PO	A	E	FLD%
2019	.667	4-0	6	2	4	1	0	0	6	5	.833	1	0	0	0	.714	0	0	0-0	6	0	0	1.000
Career	.667	4-0	6	2	4	1	0	0	6	5	.833	1	0	0	0	.714	0	0	0-0	6	0	0	1.000





2019 Game-by-Game

Opponent (Date)	Dec.	IP	H	R (ER)	BB	K
YOUNGSTOWN STATE (F15)	W	1.0	--	-- (--)	--	2
YOUNGSTOWN STATE (F16)			-DNP-			
YOUNGSTOWN STATE (F16)			-DNP-			
UAB (F20)	S	2.0	2	-- (--)	1	4
SOUTHERN MISS (F22)			-DNP-			
SOUTHERN MISS (F23)			-DNP-			
SOUTHERN MISS (F24)	W	2.0	--	-- (--)	3	2
JACKSON STATE (F26)			-DNP-			
SOUTHEASTERN LOUISIANA (F27)			-DNP-			
vs. Sam Houston State (Mr1)	S	1.0	1	-- (--)	--	1
vs. Texas Tech (Mr2)	S	1.0	--	-- (--)	--	2
EAST CAROLINA (Mr5)	S	1.0	--	-- (--)	--	4
ARKANSAS-PINE BLUFF (Mr6)			-DNP-			
MAINE (Mr8)			-DNP-			
MAINE (Mr8)	ND	1.0	--	-- (--)	--	2
MAINE (Mr10)	S	1.0	2	1 (1)	1	--
GRAMBLING (Mr13)			-DNP-			
at Florida (Mr15)						
at Florida (Mr16)						
at Florida (Mr17)						
LITTLE ROCK (Mr19)						
at Samford (Mr20)						
AUBURN (Mr22)						
AUBURN (Mr23)						
AUBURN (Mr24)						
MISSISSIPPI VALLEY STATE (Mr26)						
LSU (Mr28)						
LSU (Mr29)						
LSU (Mr30)						
ULM (A3)						
at Tennessee (A5)						
at Tennessee (A6)						
at Tennessee (A7)						
SOUTH ALABAMA (A10)						
ALABAMA (A12)						
ALABAMA (A13)						
ALABAMA (A14)						
TEXAS SOUTHERN (A16)						
at Arkansas (A18)						
at Arkansas (A19)						
at Arkansas (A20)						
vs. Ole Miss (A23)						
GEORGIA (A26)						
GEORGIA (A27)						
GEORGIA (A28)						
at Texas A&M (My2)						
at Texas A&M (My3)						
at Texas A&M (My4)						
MEMPHIS (My8)						
at Ole Miss (My10)						
at Ole Miss (My11)						
at Ole Miss (My12)						
SOUTH CAROLINA (My16)						
SOUTH CAROLINA (My17)						
SOUTH CAROLINA (My18)						

\* - Denotes Game Started | (W)in, (L)oss, H(ol)d, (S)ave, (B)low'n Save

2019 Biography

**Season:** Appeared in six games, all out of the bullpen...Started season with nine scoreless innings of work to run his scoreless-innings streak to 25 innings, a streak that started in 2018.

**Youngstown State (2/15-16):** Appeared in the series opener and pitched a no-hit inning to earn the win...Struck out a pair of batters. **UAB (2/20):** Struck out four batters over two scoreless innings...Finished the game to earn the save. **Southern Miss (2/22-24):** Pitched the last two innings of the series finale...Allowed no runs and earned the win despite walking three batters. **Frisco Classic (3/1-2):** Earned saves in each game of the event. *vs. Sam Houston State (3/1):* Allowed one hit but closed door on Bearkats in the ninth inning to pick up the save. *vs. Texas Tech (3/2):* Struck out two batters in a perfect ninth frame to earn the save. **ECU (3/5):** Pitched the ninth inning and struck out four batters to earn a save. **Maine (3/8-10):** Pitched in the final two games of the series...Tossed a perfect ninth in game two...Allowed his first run of the season on a sacrifice fly...Earned the save.

Gordon's Single-Game Career Highs

Innings Pitched	7.0	vs Florida, 5/26/17	Wild Pitches	3	Auburn, 4/29/17
Fewest Hits	0	16 Times; Last East Carolina, 3/5/19	Hit-by-Pitch	2	vs Florida, 5/26/17
Fewest Runs	0	31 Times; Last East Carolina, 3/5/19	Total Pitches	112	vs Oklahoma, 6/3/18
Fewest Earned Runs	0	31 Times; Last East Carolina, 3/5/19			
Walks	5	vs South Alabama, 6/2/17			
Strikeouts	10	vs Oklahoma, 6/3/18			

Gordon's Career Statistics

	ERA	W-L	App	GS	CG	SHO/CBO	SV	IP	H	R	ER	BB	SO	2B	3B	HR	BF	BAA	WP	HBP	BK	SFA	SHA
2017	5.69	2-3	19	9	0	0/0	1	55.1	47	36	35	30	59	9	0	5	245	.234	8	6	0	3	5
2018	4.26	4-3	30	1	0	0/1	4	61.1	51	29	29	32	68	5	2	7	264	.227	13	3	0	0	4
2019	0.90	2-0	8	0	0	0/0	5	10.0	5	1	1	5	17	0	0	0	41	.143	2	0	0	1	0
Career	4.62	8-6	57	10	0	0/1	10	126.2	103	66	65	67	144	14	2	12	550	.223	23	9	0	4	9



2019 Game-by-Game

Opponent (Date)	Dec.	IP	H	R (ER)	BB	K
YOUNGSTOWN STATE (F15)			-DNP-			
YOUNGSTOWN STATE (F16)			-DNP-			
YOUNGSTOWN STATE (F16)			-DNP-			
UAB (F20)			-DNP-			
SOUTHERN MISS (F22)			-DNP-			
SOUTHERN MISS (F23)			-DNP-			
SOUTHERN MISS (F24)			-DNP-			
JACKSON STATE (F26)	ND	2.0	3	3 (1)	1	4
SOUTHEASTERN LOUISIANA (F27)			-DNP-			
vs. Sam Houston State (Mr1)			-DNP-			
vs. Texas Tech (Mr2)			-DNP-			
EAST CAROLINA (Mr5)			-DNP-			
ARKANSAS-PINE BLUFF (Mr6)	ND	1.0	2	1 (1)	1	1
MAINE (Mr8)			-DNP-			
MAINE (Mr8)			-DNP-			
MAINE (Mr10)			-DNP-			
GRAMBLING (Mr13)			-DNP-			
at Florida (Mr15)						
at Florida (Mr16)						
at Florida (Mr17)						
LITTLE ROCK (Mr19)						
at Samford (Mr20)						
AUBURN (Mr22)						
AUBURN (Mr23)						
AUBURN (Mr24)						
MISSISSIPPI VALLEY STATE (Mr26)						
LSU (Mr28)						
LSU (Mr29)						
LSU (Mr30)						
ULM (A3)						
at Tennessee (A5)						
at Tennessee (A6)						
at Tennessee (A7)						
SOUTH ALABAMA (A10)						
ALABAMA (A12)						
ALABAMA (A13)						
ALABAMA (A14)						
TEXAS SOUTHERN (A16)						
at Arkansas (A18)						
at Arkansas (A19)						
at Arkansas (A20)						
vs. Ole Miss (A23)						
GEORGIA (A26)						
GEORGIA (A27)						
GEORGIA (A28)						
at Texas A&M (My2)						
at Texas A&M (My3)						
at Texas A&M (My4)						
MEMPHIS (My8)						
at Ole Miss (My10)						
at Ole Miss (My11)						
at Ole Miss (My12)						
SOUTH CAROLINA (My16)						
SOUTH CAROLINA (My17)						
SOUTH CAROLINA (My18)						

\* - Denotes Game Started | (W)in, (L)oss, H(ol)d, (S)ave, (B)low Save

2019 Biography

**Season:** Made two appearances on the mound and one at the plate. . . Notched a two-RBI single in his first career plate appearance against Grambling (3/14).

**Hitting: Grambling (3/14):** Went 1-for-2 at the plate with one RBI off the bench.

**Pitching: Jackson State (2/26):** Made Diamond Dawg debut in relief role. . . Pitched two innings, allowing three runs while striking out four batters.

**Arkansas-Pine Bluff (3/6):** Gave up a run in an inning of work.

Brock’s Single-Game Career Highs

Innings Pitched	2.0	Jackson State, 2/26/19	Wild Pitches	0	Twice; Last Arkansas-Pine Bluff, 3/6/19
Fewest Hits	2	Arkansas-Pine Bluff, 3/6/19	Hit-by-Pitch	1	Jackson State, 2/26/19
Fewest Runs	1	Arkansas-Pine Bluff, 3/6/19	Total Pitches	47	Jackson State, 2/26/19
Fewest Earned Runs	1	Twice; Last Arkansas-Pine Bluff, 3/6/19			
Walks	1	Twice; Last Arkansas-Pine Bluff, 3/6/19			
Strikeouts	4	Jackson State, 2/26/19			

Brock’s Career Statistics

	ERA	W-L	App	GS	CG	SHO/CBO	SV	IP	H	R	ER	BB	SO	2B	3B	HR	BF	BAA	WP	HBP	BK	SFA	SHA
2019	6.00	0-0	2	0	0	0/0	0	3.0	5	4	2	2	5	0	0	0	17	.357	0	1	0	0	0
Career	6.00	0-0	2	0	0	0/0	0	3.0	5	4	2	2	5	0	0	0	17	.357	0	1	0	0	0



2019 Game-by-Game

Opponent (Date)	AB	R	H	RBI	BB
YOUNGSTOWN STATE (F15)			-DNP-		
YOUNGSTOWN STATE (F16)			-DNP-		
YOUNGSTOWN STATE (F16)			-DNP-		
UAB (F20)			-DNP-		
SOUTHERN MISS (F22)	--	--	--	--	--
SOUTHERN MISS (F23)			-DNP-		
SOUTHERN MISS (F24)	--	--	--	--	--
JACKSON STATE (F26)	--	--	--	--	--
SOUTHEASTERN LOUISIANA (F27)			-DNP-		
vs. Sam Houston State (Mr1)			-DNP-		
vs. Texas Tech (Mr2)			-DNP-		
EAST CAROLINA (Mr5)	--	--	--	--	--
ARKANSAS-PINE BLUFF (Mr6)	--	1	--	--	--
MAINE (Mr8)			-DNP-		
MAINE (Mr8)			-DNP-		
MAINE (Mr10)			-DNP-		
GRAMBLING (Mr13)			-DNP-		
at Florida (Mr15)					
at Florida (Mr16)					
at Florida (Mr17)					
LITTLE ROCK (Mr19)					
at Samford (Mr20)					
AUBURN (Mr22)					
AUBURN (Mr23)					
AUBURN (Mr24)					
MISSISSIPPI VALLEY STATE (Mr26)					
LSU (Mr28)					
LSU (Mr29)					
LSU (Mr30)					
ULM (A3)					
at Tennessee (A5)					
at Tennessee (A6)					
at Tennessee (A7)					
SOUTH ALABAMA (A10)					
ALABAMA (A12)					
ALABAMA (A13)					
ALABAMA (A14)					
TEXAS SOUTHERN (A16)					
at Arkansas (A18)					
at Arkansas (A19)					
at Arkansas (A20)					
vs. Ole Miss (A23)					
GEORGIA (A26)					
GEORGIA (A27)					
GEORGIA (A28)					
at Texas A&M (My2)					
at Texas A&M (My3)					
at Texas A&M (My4)					
MEMPHIS (My8)					
at Ole Miss (My10)					
at Ole Miss (My11)					
at Ole Miss (My12)					
SOUTH CAROLINA (My16)					
SOUTH CAROLINA (My17)					
SOUTH CAROLINA (My18)					

\* - Denotes Game Started

2019 Biography

Season: Appeared in five games... Came in four times as a pinch runner and once as a defensive replacement in left field.

Bell's Single-Game Career Highs

At-Bats	---	Total Bases	---
Runs	1	Walks	---
Hits	---	Strikeouts	---
RBI	---	Stolen Bases	---
Doubles	---		
Triples	---		
Home Runs	---		

Bell's Career Statistics

	Avg	GP- GS	AB	R	H	2B	3B	HR	RBI	TB	SLG%	BB	HBP	SO	GDP	OB%	SF	SH	SB-ATT	PO	A	E	FLD%
2019	.000	5-0	0	1	0	0	0	0	0	0	.000	0	0	0	0	.000	0	0	0-0	0	0	0	.000
Career	.000	5-0	0	1	0	0	0	0	0	0	.000	0	0	0	0	.000	0	0	0-0	0	0	0	.000



2019 Game-by-Game

Opponent (Date)	AB	R	H	RBI	BB
YOUNGSTOWN STATE (F15) *	4	1	1	--	--
YOUNGSTOWN STATE (F16) *	2	1	1	--	1
YOUNGSTOWN STATE (F16) *	3	--	1	--	--
UAB (F20) *	3	--	--	--	--
SOUTHERN MISS (F22)	1	--	--	--	--
SOUTHERN MISS (F23)	1	--	--	--	--
SOUTHERN MISS (F24) *	3	--	--	--	--
JACKSON STATE (F26) *	3	2	1	1	--
SOUTHEASTERN LOUISIANA (F27)	1	--	--	--	--
vs. Sam Houston State (Mr1)			-DNP-		
vs. Texas Tech (Mr2)	1	--	--	--	--
EAST CAROLINA (Mr5)			-DNP-		
ARKANSAS-PINE BLUFF (Mr6)	1	2	1	1	1
MAINE (Mr8)	1	1	1	--	--
MAINE (Mr8)	1	1	1	--	1
MAINE (Mr10) *	4	1	2	1	--
GRAMBLING (Mr13)	2	--	--	--	--
at Florida (Mr15)					
at Florida (Mr16)					
at Florida (Mr17)					
LITTLE ROCK (Mr19)					
at Samford (Mr20)					
AUBURN (Mr22)					
AUBURN (Mr23)					
AUBURN (Mr24)					
MISSISSIPPI VALLEY STATE (Mr26)					
LSU (Mr28)					
LSU (Mr29)					
LSU (Mr30)					
ULM (A3)					
at Tennessee (A5)					
at Tennessee (A6)					
at Tennessee (A7)					
SOUTH ALABAMA (A10)					
ALABAMA (A12)					
ALABAMA (A13)					
ALABAMA (A14)					
TEXAS SOUTHERN (A16)					
at Arkansas (A18)					
at Arkansas (A19)					
at Arkansas (A20)					
vs. Ole Miss (A23)					
GEORGIA (A26)					
GEORGIA (A27)					
GEORGIA (A28)					
at Texas A&M (My2)					
at Texas A&M (My3)					
at Texas A&M (My4)					
MEMPHIS (My8)					
at Ole Miss (My10)					
at Ole Miss (My11)					
at Ole Miss (My12)					
SOUTH CAROLINA (My16)					
SOUTH CAROLINA (My17)					
SOUTH CAROLINA (My18)					

\* - Denotes Game Started

2019 Biography

**Season:** Appeared in 15 games with seven starts. . . Made his collegiate debut in the season opener versus Youngstown State (2/15) and collected his first collegiate hit in the game.

**Youngstown State (2/15-16):** Started and collected a hit in each game of the series. . . Singled and scored in his MSU debut. . . Walked, doubled and scored a run in the middle game of the series. . . Went 1-for-3 with a stolen base in the series finale. **Southern Miss (2/22-24):** Appeared in all three games of series. . . Started at second base in the series finale. **Jackson State (2/26):** Started at second base and earned his first RBI on a single. . . Also scored twice. **Arkansas-Pine Bluff (3/6):** Pinch-hit and walked. . . Scored twice and drove in one RBI single. **Maine (3/8-10):** Earned a hit and scored a run in each game. . . Had a pinch-hit double in each of the first two games. . . Started at second base in game three. . . Went 2-for-4 with an RBI, a run scored and a stolen base.

L. Jordan's Single-Game Career Highs

At-Bats	4	Twice; Last Maine, 3/10/19	Total Bases	2	Four Times; Last Maine, 3/10/19
Runs	2	Twice; Last Arkansas-Pine Bluff, 3/6/19	Walks	1	Three Times; Last Maine, 3/8/19
Hits	2	Maine, 3/10/19	Strikeouts	2	Grambling, 3/13/19
RBI	1	Three Times; Last Maine, 3/10/19	Stolen Bases	1	Twice; Last Maine, 3/10/19
Doubles	1	Three Times; Last Maine, 3/8/19			
Triples	---				
Home Runs	---				

L. Jordan's Career Statistics

	Avg	GP- GS	AB	R	H	2B	3B	HR	RBI	TB	SLG%	BB	HBP	SO	GDP	OB%	SF	SH	SB-ATT	PO	A	E	FLD%
2019	.290	15-7	31	9	9	3	0	0	3	12	.387	3	0	5	1	.353	0	0	2-2	5	5	0	1.000
Career	.290	15-7	31	9	9	3	0	0	3	12	.387	3	0	5	1	.353	0	0	2-2	5	5	0	1.000





2019 Game-by-Game

Opponent (Date)	AB	R	H	RBI	BB
YOUNGSTOWN STATE (F15)	--	--	--	--	--
YOUNGSTOWN STATE (F16)	2	--	1	1	--
YOUNGSTOWN STATE (F16)	1	--	--	--	--
UAB (F20)			-DNP-		
SOUTHERN MISS (F22)			-DNP-		
SOUTHERN MISS (F23)			-DNP-		
SOUTHERN MISS (F24)			-DNP-		
JACKSON STATE (F26)	1	1	--	1	--
SOUTHEASTERN LOUISIANA (F27)	--	1	--	--	1
vs. Sam Houston State (Mr1)			-DNP-		
vs. Texas Tech (Mr2)			-DNP-		
EAST CAROLINA (Mr5)			-DNP-		
ARKANSAS-PINE BLUFF (Mr6)	1	--	1	--	--
MAINE (Mr8)	--	--	--	--	--
MAINE (Mr8)			-DNP-		
MAINE (Mr10)			-DNP-		
GRAMBLING (Mr13)	3	--	--	--	--
at Florida (Mr15)					
at Florida (Mr16)					
at Florida (Mr17)					
LITTLE ROCK (Mr19)					
at Samford (Mr20)					
AUBURN (Mr22)					
AUBURN (Mr23)					
AUBURN (Mr24)					
MISSISSIPPI VALLEY STATE (Mr26)					
LSU (Mr28)					
LSU (Mr29)					
LSU (Mr30)					
ULM (A3)					
at Tennessee (A5)					
at Tennessee (A6)					
at Tennessee (A7)					
SOUTH ALABAMA (A10)					
ALABAMA (A12)					
ALABAMA (A13)					
ALABAMA (A14)					
TEXAS SOUTHERN (A16)					
at Arkansas (A18)					
at Arkansas (A19)					
at Arkansas (A20)					
vs. Ole Miss (A23)					
GEORGIA (A26)					
GEORGIA (A27)					
GEORGIA (A28)					
at Texas A&M (My2)					
at Texas A&M (My3)					
at Texas A&M (My4)					
MEMPHIS (My8)					
at Ole Miss (My10)					
at Ole Miss (My11)					
at Ole Miss (My12)					
SOUTH CAROLINA (My16)					
SOUTH CAROLINA (My17)					
SOUTH CAROLINA (My18)					

\* - Denotes Game Started

2019 Biography

**Season:** Appeared in eight games... Collected his first-career RBI single as a pinch hitter against Youngstown State (2/16).

**Youngstown State (2/15-16):** Appeared in every game of the three-game series... Made his MSU debut in game one as a defensive substitution in right field... Pinch hit in game two and tallied two at-bats... Singled and drove in an RBI... Struck out in lone game three at-bat. **Jackson State (2/26):** Reached on an error as a pinch hitter to register an RBI... Scored first collegiate run. **Southeastern Louisiana (2/27):** Walked and scored in lone pinch-hit at-bat. **Arkansas-Pine Bluff (3/6):** Pinch-hit and doubled in his lone plate appearance. **Maine (3/8-10):** Came into game one as a defensive replacement in right field.

Cumbest’s Single-Game Career Highs

At-Bats	3	Grambling, 3/13/19	Total Bases	2	Arkansas-Pine Bluff, 3/6/19
Runs	1	Twice; Last Southeastern Louisiana, 2/27/19	Walks	1	Southeastern Louisiana, 2/27/19
Hits	1	Twice; Last Arkansas-Pine Bluff, 3/6/19	Strikeouts	1	Grambling, 3/13/19
RBI	1	Twice; Last Jackson State, 2/26/19	Stolen Bases	---	
Doubles	1	Arkansas-Pine Bluff, 3/6/19			
Triples	---				
Home Runs	---				

Cumbest’s Career Statistics

	Avg	GP- GS	AB	R	H	2B	3B	HR	RBI	TB	SLG%	BB	HBP	SO	GDP	OB%	SF	SH	SB-ATT	PO	A	E	FLD%
2019	.250	8-0	8	2	2	1	0	0	2	3	.375	1	0	2	0	.333	0	0	0-0	2	0	0	1.000
Career	.250	8-0	8	2	2	1	0	0	2	3	.375	1	0	2	0	.333	0	0	0-0	2	0	0	1.000



2019 Game-by-Game

Opponent (Date)	AB	R	H	RBI	BB
YOUNGSTOWN STATE (F15)			-DNP-		
YOUNGSTOWN STATE (F16)			-DNP-		
YOUNGSTOWN STATE (F16)	1	--	--	--	--
UAB (F20)			-DNP-		
SOUTHERN MISS (F22)			-DNP-		
SOUTHERN MISS (F23) *	4	--	2	--	--
SOUTHERN MISS (F24)	--	--	--	--	--
JACKSON STATE (F26) *	3	2	2	1	1
SOUTHEASTERN LOUISIANA (F27) *	2	--	1	--	1
vs. Sam Houston State (Mr1)	1	--	--	--	--
vs. Texas Tech (Mr2)	1	--	--	--	--
EAST CAROLINA (Mr5)			-DNP-		
ARKANSAS-PINE BLUFF (Mr6) *	3	1	2	3	1
MAINE (Mr8)	1	--	--	--	--
MAINE (Mr8)	1	--	--	--	--
MAINE (Mr10)	3	--	1	--	--
GRAMBLING (Mr13)	2	--	1	--	--
at Florida (Mr15)					
at Florida (Mr16)					
at Florida (Mr17)					
LITTLE ROCK (Mr19)					
at Samford (Mr20)					
AUBURN (Mr22)					
AUBURN (Mr23)					
AUBURN (Mr24)					
MISSISSIPPI VALLEY STATE (Mr26)					
LSU (Mr28)					
LSU (Mr29)					
LSU (Mr30)					
ULM (A3)					
at Tennessee (A5)					
at Tennessee (A6)					
at Tennessee (A7)					
SOUTH ALABAMA (A10)					
ALABAMA (A12)					
ALABAMA (A13)					
ALABAMA (A14)					
TEXAS SOUTHERN (A16)					
at Arkansas (A18)					
at Arkansas (A19)					
at Arkansas (A20)					
vs. Ole Miss (A23)					
GEORGIA (A26)					
GEORGIA (A27)					
GEORGIA (A28)					
at Texas A&M (My2)					
at Texas A&M (My3)					
at Texas A&M (My4)					
MEMPHIS (My8)					
at Ole Miss (My10)					
at Ole Miss (My11)					
at Ole Miss (My12)					
SOUTH CAROLINA (My16)					
SOUTH CAROLINA (My17)					
SOUTH CAROLINA (My18)					

\* - Denotes Game Started

2019 Biography

Season: Appeared in 12 games with four starts.

**Youngstown State (2/15-16):** Appeared in the series finale as a defensive substitution at catcher. . .Saw one at bat. **Southern Miss (2/22-24):** Appeared in the final two games of the series. . .Started at designated hitter in the middle game. . .Collected a pair of hits. . .Entered as a defensive replacement in the series finale. **Jackson State (2/26):** Started at catcher. . .Hit a solo home run as a part of a two-hit day. . .Had two runs scored. **Southeastern Louisiana (2/27):** Started designated hitter. . .Singled and walked. **Frisco Classic (3/1-2):** Appeared in both games as a pinch hitter. **Arkansas Pine-Bluff (3/6):** Doubled, walked and collected three RBIs. **Maine (3/8-10):** Appeared in all three games. . .Doubled in series finale. **Grambling (3/13):** Entered as a pinch hitter. . .Doubled in two at-bats.

Gilbert's Single-Game Career Highs

At-Bats	6	at Missouri, 3/24/18	Total Bases	6	Twice; Last vs Ole Miss, 4/24/18
Runs	3	at Kentucky, 5/13/18	Walks	2	Twice; Last Texas A&M, 4/28/18
Hits	3	Three Times; Last Texas A&M, 4/29/18	Strikeouts	3	at Southern Miss, 2/16/18
RBIs	4	Alcorn State, 3/20/18	Stolen Bases	---	
Doubles	2	vs Nicholls State, 2/24/18			
Triples	---				
Home Runs	1	Three Times; Last Jackson State, 2/26/19			

Gilbert's Career Statistics

	Avg	GP-GS	AB	R	H	2B	3B	HR	RBI	TB	SLG%	BB	HBP	SO	GDP	OB%	SF	SH	SB-ATT	PO	A	E	FLD%
2018	.254	41-31	114	18	29	9	0	2	18	44	.386	15	0	37	3	.341	0	1	0-0	276	29	3	.990
2019	.409	12-4	22	3	9	3	0	1	4	15	.682	3	1	7	0	.500	0	0	0-0	24	2	0	1.000
Career	.279	53-35	136	21	38	12	0	3	22	59	.434	18	1	44	3	.368	0	1	0-0	300	31	3	.991



2019 Game-by-Game

Opponent (Date)	Dec.	IP	H	R (ER)	BB	K
YOUNGSTOWN STATE (F15)			-DNP-			
YOUNGSTOWN STATE (F16)	ND	1.0	--	-- (--)	2	2
YOUNGSTOWN STATE (F16)			-DNP-			
UAB (F20)			-DNP-			
SOUTHERN MISS (F22)			-DNP-			
SOUTHERN MISS (F23)			-DNP-			
SOUTHERN MISS (F24)			-DNP-			
JACKSON STATE (F26) *	W	3.0	2	-- (--)	--	2
SOUTHEASTERN LOUISIANA (F27)			-DNP-			
vs. Sam Houston State (Mr1)			-DNP-			
vs. Texas Tech (Mr2)			-DNP-			
EAST CAROLINA (Mr5)			-DNP-			
ARKANSAS-PINE BLUFF (Mr6) *	W	3.0	1	-- (--)	1	4
MAINE (Mr8)			-DNP-			
MAINE (Mr8)			-DNP-			
MAINE (Mr10)			-DNP-			
GRAMBLING (Mr13)	W	2.0	--	1 (--)	3	4
at Florida (Mr15)						
at Florida (Mr16)						
at Florida (Mr17)						
LITTLE ROCK (Mr19)						
at Samford (Mr20)						
AUBURN (Mr22)						
AUBURN (Mr23)						
AUBURN (Mr24)						
MISSISSIPPI VALLEY STATE (Mr26)						
LSU (Mr28)						
LSU (Mr29)						
LSU (Mr30)						
ULM (A3)						
at Tennessee (A5)						
at Tennessee (A6)						
at Tennessee (A7)						
SOUTH ALABAMA (A10)						
ALABAMA (A12)						
ALABAMA (A13)						
ALABAMA (A14)						
TEXAS SOUTHERN (A16)						
at Arkansas (A18)						
at Arkansas (A19)						
at Arkansas (A20)						
vs. Ole Miss (A23)						
GEORGIA (A26)						
GEORGIA (A27)						
GEORGIA (A28)						
at Texas A&M (My2)						
at Texas A&M (My3)						
at Texas A&M (My4)						
MEMPHIS (My8)						
at Ole Miss (My10)						
at Ole Miss (My11)						
at Ole Miss (My12)						
SOUTH CAROLINA (My16)						
SOUTH CAROLINA (My17)						
SOUTH CAROLINA (My18)						

\* - Denotes Game Started | (W)in, (L)oss, H(ol)d, (S)ave, (B)low Save

2019 Biography

**Season:** Made four appearances on the mound, two of which were starts. . . Made collegiate debut in the series finale versus Youngstown State (2/16).

**Youngstown State (2/15-16):** Made MSU debut as a reliever in the final game of series. . . Pitched one inning and struck out two batters. . . Walked two and didn't allow a hit. **Jackson State (2/26):** Made first-career start. . . Gave up two hits in three scoreless innings of work. **Arkansas-Pine Bluff (3/6):** Pitched three scoreless innings in a start. . . Struck out four. **Grambling (3/13):** Walked three and allowed one unearned run over two innings. . . Struck out four.

Cerantola's Single-Game Career Highs

Innings Pitched	3.0	Twice; Last Arkansas-Pine Bluff, 3/6/19	Wild Pitches	0	Three Times; Last Arkansas-Pine Bluff, 3/6/19
Fewest Hits	0	Twice; Last Grambling, 3/13/19	Hit-by-Pitch	1	Jackson State, 2/26/19
Fewest Runs	0	Three Times; Last Arkansas-Pine Bluff, 3/6/19	Total Pitches	41	Last Arkansas-Pine Bluff, 3/6/19
Fewest Earned Runs	0	Four Times; Last Grambling, 3/13/19			
Walks	3	Grambling, 3/13/19			
Strikeouts	4	Twice; Last Grambling, 3/13/19			

Cerantola's Career Statistics

	ERA	W-L	App	GS	CG	SHO/CBO	SV	IP	H	R	ER	BB	SO	2B	3B	HR	BF	BAA	WP	HBP	BK	SFA	SHA
2019	0.00	3-0	4	2	0	0/0	0	9.0	3	1	0	6	12	1	0	0	38	.097	0	1	0	0	0
Career	0.00	3-0	4	2	0	0/0	0	9.0	3	1	0	6	12	1	0	0	38	.097	0	1	0	0	0



2019 Game-by-Game

Opponent (Date)	Dec.	IP	H	R (ER)	BB	K
YOUNGSTOWN STATE (F15)			-DNP-			
YOUNGSTOWN STATE (F16)			-DNP-			
YOUNGSTOWN STATE (F16)			-DNP-			
UAB (F20)			-DNP-			
SOUTHERN MISS (F22)			-DNP-			
SOUTHERN MISS (F23)			-DNP-			
SOUTHERN MISS (F24)			-DNP-			
JACKSON STATE (F26)	ND	1.0	1	-- (--)	--	3
SOUTHEASTERN LOUISIANA (F27)			-DNP-			
vs. Sam Houston State (Mr1)			-DNP-			
vs. Texas Tech (Mr2)			-DNP-			
EAST CAROLINA (Mr5)			-DNP-			
ARKANSAS-PINE BLUFF (Mr6)	ND	1.0	--	-- (--)	--	1
MAINE (Mr8)			-DNP-			
MAINE (Mr8)			-DNP-			
MAINE (Mr10)			-DNP-			
GRAMBLING (Mr13)	ND	1.0	1	-- (--)	--	--
at Florida (Mr15)						
at Florida (Mr16)						
at Florida (Mr17)						
LITTLE ROCK (Mr19)						
at Samford (Mr20)						
AUBURN (Mr22)						
AUBURN (Mr23)						
AUBURN (Mr24)						
MISSISSIPPI VALLEY STATE (Mr26)						
LSU (Mr28)						
LSU (Mr29)						
LSU (Mr30)						
ULM (A3)						
at Tennessee (A5)						
at Tennessee (A6)						
at Tennessee (A7)						
SOUTH ALABAMA (A10)						
ALABAMA (A12)						
ALABAMA (A13)						
ALABAMA (A14)						
TEXAS SOUTHERN (A16)						
at Arkansas (A18)						
at Arkansas (A19)						
at Arkansas (A20)						
vs. Ole Miss (A23)						
GEORGIA (A26)						
GEORGIA (A27)						
GEORGIA (A28)						
at Texas A&M (My2)						
at Texas A&M (My3)						
at Texas A&M (My4)						
MEMPHIS (My8)						
at Ole Miss (My10)						
at Ole Miss (My11)						
at Ole Miss (My12)						
SOUTH CAROLINA (My16)						
SOUTH CAROLINA (My17)						
SOUTH CAROLINA (My18)						

\* - Denotes Game Started | (W)in, (L)oss, H(ol)d, (S)ave, (B)low Save

2019 Biography

**Season:** Appeared in three games, all in relief. . . Made his MSU debut against Jackson State (2/26) and struck out three hitters in a scoreless inning of relief.

**Jackson State (2/26):** Allowed one hit and struck out three batters in a scoreless eighth inning in his MSU debut. **Arkansas-Pine Bluff (3/6):** Struck out one batter in one scoreless inning of work. **Grambling (3/13):** Pitched a scoreless seventh inning. . . Allowed one hit.

Spring's Single-Game Career Highs

Innings Pitched	1.0	Three Times; Last Grambling, 3/13/19	Wild Pitches	0	Twice; Last Arkansas-Pine Bluff, 3/6/19
Fewest Hits	0	Arkansas-Pine Bluff, 3/6/19	Hit-by-Pitch	0	Twice; Last Arkansas-Pine Bluff, 3/6/19
Fewest Runs	0	Three Times; Last Grambling, 3/13/19	Total Pitches	21	Jackson State, 2/26/19
Fewest Earned Runs	0	Three Times; Last Grambling, 3/13/19			
Walks	0	Three Times; Last Gramblin, 3/13/19			
Strikeouts	3	Jackson State, 2/26/19			

Spring's Career Statistics

	ERA	W-L	App	GS	CG	SHO/CBO	SV	IP	H	R	ER	BB	SO	2B	3B	HR	BF	BAA	WP	HBP	BK	SFA	SHA
2019	0.00	0-0	3	0	0	0/0	0	3.0	2	0	0	0	4	1	0	0	11	.182	0	0	0	0	0
Career	0.00	0-0	3	0	0	0/0	0	3.0	2	0	0	0	4	1	0	0	11	.182	0	0	0	0	0





2019 Game-by-Game

Opponent (Date)	AB	R	H	RBI	BB
YOUNGSTOWN STATE (F15) *	4	1	2	3	--
YOUNGSTOWN STATE (F16) *	4	1	3	2	1
YOUNGSTOWN STATE (F16) *	4	1	--	1	1
UAB (F20) *	3	--	--	--	--
SOUTHERN MISS (F22) *	4	--	--	--	--
SOUTHERN MISS (F23) *	4	--	--	--	1
SOUTHERN MISS (F24) *	3	--	2	2	1
JACKSON STATE (F26) *	2	1	1	--	2
SOUTHEASTERN LOUISIANA (F27) *	2	1	1	--	2
vs. Sam Houston State (Mr1) *	4	1	1	1	--
vs. Texas Tech (Mr2) *	2	1	1	--	2
EAST CAROLINA (Mr5) *	2	1	1	2	1
ARKANSAS-PINE BLUFF (Mr6) *	4	3	1	1	1
MAINE (Mr8) *	4	1	2	--	--
MAINE (Mr8) *	3	1	2	--	1
MAINE (Mr10) *	5	1	2	1	--
GRAMBLING (Mr13)	3	2	2	5	--
at Florida (Mr15)					
at Florida (Mr16)					
at Florida (Mr17)					
LITTLE ROCK (Mr19)					
at Samford (Mr20)					
AUBURN (Mr22)					
AUBURN (Mr23)					
AUBURN (Mr24)					
MISSISSIPPI VALLEY STATE (Mr26)					
LSU (Mr28)					
LSU (Mr29)					
LSU (Mr30)					
ULM (A3)					
at Tennessee (A5)					
at Tennessee (A6)					
at Tennessee (A7)					
SOUTH ALABAMA (A10)					
ALABAMA (A12)					
ALABAMA (A13)					
ALABAMA (A14)					
TEXAS SOUTHERN (A16)					
at Arkansas (A18)					
at Arkansas (A19)					
at Arkansas (A20)					
vs. Ole Miss (A23)					
GEORGIA (A26)					
GEORGIA (A27)					
GEORGIA (A28)					
at Texas A&M (My2)					
at Texas A&M (My3)					
at Texas A&M (My4)					
MEMPHIS (My8)					
at Ole Miss (My10)					
at Ole Miss (My11)					
at Ole Miss (My12)					
SOUTH CAROLINA (My16)					
SOUTH CAROLINA (My17)					
SOUTH CAROLINA (My18)					

\* - Denotes Game Started

2019 Biography

**Awards:** Named to Frisco Classic All-Tournament Team.

**Season:** Started all 17 games in right field...

**Youngstown State (2/15-16):** Picked up five hits, five RBIs and two extra base hits in the three-game series... Scored a run in all three games... Homered and drove in three runs in the season opener... Tallied three hits – including a double – and plated two RBIs in middle game of the series... Walked, stole a base, scored and drove in one RBI in the finale. **UAB (2/20):** Reached base once via hit-by-pitch. **Southern Miss (2/22-24):** Started all three games... Picked up two hits – including a double – and drove in two RBIs in series finale. **Jackson State (2/26):** Doubled, walked twice and scored a run. **Southeastern Louisiana (2/27):** Drove in one RBI on a sacrifice fly... Also came around to score after a hit-by-pitch. **Frisco Classic (3/1-2):** Tallied a hit in each of the two games. vs. *Sam Houston State (3/1):* Went 1-for-4 with an RBI double... Scored one run. vs. *Texas Tech (3/2):* Grabbed one hit and two walks... Also scored a run. **ECU (3/5):** Walked and drove in two runs... Had an RBI single and a sacrifice fly. **Arkansas-Pine Bluff (3/6):** Reached base three times and scored all three times... Posted an RBI single. **Maine (3/8-10):** Tallied two hits and a run scored in each game of the three-game set... Doubled and scored in the series opener... Went 2-for-3 in the middle game... Added one walk and one stolen base... Had the game-winning RBI single in the series finale. **Grambling (3/13):** Collected five RBIs via a sacrifice fly and a grand slam.

MacNamee’s Single-Game Career Highs

At-Bats	6	at Kentucky, 5/13/18	Total Bases	9	Vanderbilt, 6/8/18
Runs	3	Five Times; Last Arkansas-Pine Bluff, 3/6/19	Walks	3	Texas Southern, 3/21/18
Hits	3	Ten Times; Last Youngstown State, 2/16/19	Strikeouts	3	Four Times; Last Arkansas, 4/20/18
RBIs	6	Florida, 5/19/18	Stolen Bases	1	Seven Times; Last Maine, 3/8/19
Doubles	2	Three Times; Last Florida, 5/19/18			
Triples	1	Auburn, 4/28/17			
Home Runs	2	Vanderbilt, 6/8/18			

MacNamee’s Career Statistics

	Avg	GP- GS	AB	R	H	2B	3B	HR	RBI	TB	SLG%	BB	HBP	SO	GDP	OB%	SF	SH	SB-ATT	PO	A	E	FLD%
2017	.267	57-48	180	22	48	6	1	2	22	62	.344	11	3	51	3	.315	3	3	4-6	53	0	0	1.000
2018	.309	53-46	188	40	58	11	0	8	42	93	.495	13	9	49	4	.377	2	2	1-2	95	1	1	.990
2019	.351	17-17	57	16	20	5	0	2	19	31	.544	11	3	9	1	.459	3	0	2-4	29	2	0	1.000
Career	.296	127-111	425	78	126	22	1	12	83	186	.438	35	15	109	8	.364	8	5	7-12	177	3	1	.994



2019 Game-by-Game

Opponent (Date)	Dec.	IP	H	R (ER)	BB	K
YOUNGSTOWN STATE (F15)	ND	1.0	1	-- (--)	--	3
YOUNGSTOWN STATE (F16)		-DNP-				
YOUNGSTOWN STATE (F16)		-DNP-				
UAB (F20)		-DNP-				
SOUTHERN MISS (F22)		-DNP-				
SOUTHERN MISS (F23)	ND	1.0	--	-- (--)	--	1
SOUTHERN MISS (F24)		-DNP-				
JACKSON STATE (F26)		-DNP-				
SOUTHEASTERN LOUISIANA (F27)	ND	1.0	1	-- (--)	--	3
vs. Sam Houston State (Mr1)		-DNP-				
vs. Texas Tech (Mr2)	H	1.0	--	-- (--)	--	2
EAST CAROLINA (Mr5)	H	1.0	--	-- (--)	--	1
ARKANSAS-PINE BLUFF (Mr6)		-DNP-				
MAINE (Mr8)		-DNP-				
MAINE (Mr8)	ND	1.0	--	-- (--)	--	1
MAINE (Mr10)	W	1.0	--	-- (--)	--	1
GRAMBLING (Mr13)		-DNP-				
at Florida (Mr15)						
at Florida (Mr16)						
at Florida (Mr17)						
LITTLE ROCK (Mr19)						
at Samford (Mr20)						
AUBURN (Mr22)						
AUBURN (Mr23)						
AUBURN (Mr24)						
MISSISSIPPI VALLEY STATE (Mr26)						
LSU (Mr28)						
LSU (Mr29)						
LSU (Mr30)						
ULM (A3)						
at Tennessee (A5)						
at Tennessee (A6)						
at Tennessee (A7)						
SOUTH ALABAMA (A10)						
ALABAMA (A12)						
ALABAMA (A13)						
ALABAMA (A14)						
TEXAS SOUTHERN (A16)						
at Arkansas (A18)						
at Arkansas (A19)						
at Arkansas (A20)						
vs. Ole Miss (A23)						
GEORGIA (A26)						
GEORGIA (A27)						
GEORGIA (A28)						
at Texas A&M (My2)						
at Texas A&M (My3)						
at Texas A&M (My4)						
MEMPHIS (My8)						
at Ole Miss (My10)						
at Ole Miss (My11)						
at Ole Miss (My12)						
SOUTH CAROLINA (My16)						
SOUTH CAROLINA (My17)						
SOUTH CAROLINA (My18)						

\* - Denotes Game Started | (W)in, (L)oss, H(ol)d, (S)ave, (B)low Save

2019 Biography

**Season:** Appeared in seven games, all in relief. . . Struck out three batters on opening day versus Youngstown State (2/15) in his MSU debut.

**Youngstown State (2/15-16):** Made his Diamond Dawg debut with three strikeouts in a scoreless inning during the season opener. Southern Miss (2/23): Closed out the game with a scoreless ninth. . . Struck out one. **Southeastern Louisiana (2/23):** Sat down three batters via strikeout one inning of work.

**Frisco Classic (3/1-2):** vs. *Texas Tech* (3/2): Pitched a perfect eighth inning to preserve two-run lead. . . Struck out two to post a hold. **ECU (3/5):** Earned a hold after tossing a perfect eighth inning. . . Struck out one. **Maine (3/8-10):** Threw one inning with one strikeout in the middle game of the series and in the series finale.

White’s Single-Game Career Highs

Innings Pitched	1.0	Seven Times; Last Maine, 3/10/19	Wild Pitches	0	Seven Times; Last Maine, 3/10/19
Fewest Hits	0	Five Times; Last Maine, 3/10/19	Hit-by-Pitch	0	Six Times; Last Maine, 3/10/19
Fewest Runs	0	Seven Times; Last Maine, 3/10/19	Total Pitches	17	Youngstown State, 2/15/19
Fewest Earned Runs	0	Seven Times; Last Maine, 3/10/19			
Walks	0	Seven Times; Last Maine, 3/10/19			
Strikeouts	3	Twice; Last Southeastern Louisiana, 2/27/19			

White’s Career Statistics

	ERA	W-L	App	GS	CG	SHO/CBO	SV	IP	H	R	ER	BB	SO	2B	3B	HR	BF	BAA	WP	HBP	BK	SFA	SHA
2019	0.00	1-0	7	0	0	0/1	0	7.0	2	0	0	0	12	0	0	0	23	.091	0	1	0	0	0
Career	0.00	1-0	7	0	0	0/1	0	7.0	2	0	0	0	12	0	0	0	23	.091	0	1	0	0	0



2019 Game-by-Game

Opponent (Date)	Dec.	IP	H	R (ER)	BB	K
YOUNGSTOWN STATE (F15) *	ND	5.0	3	2 (2)	--	11
YOUNGSTOWN STATE (F16)			-DNP-			
YOUNGSTOWN STATE (F16)			-DNP-			
UAB (F20)			-DNP-			
SOUTHERN MISS (F22) *	ND	7.0	1	-- (--)	--	13
SOUTHERN MISS (F23)			-DNP-			
SOUTHERN MISS (F24)			-DNP-			
JACKSON STATE (F26)			-DNP-			
SOUTHEASTERN LOUISIANA (F27)			-DNP-			
vs. Sam Houston State (Mr1) *	ND	6.0	7	2 (2)	--	6
vs. Texas Tech (Mr2)			-DNP-			
EAST CAROLINA (Mr5)			-DNP-			
ARKANSAS-PINE BLUFF (Mr6)			-DNP-			
MAINE (Mr8) *	W	6.0	3	1 (--)	2	10
MAINE (Mr8)			-DNP-			
MAINE (Mr10)			-DNP-			
GRAMBLING (Mr13)						
at Florida (Mr15)						
at Florida (Mr16)						
at Florida (Mr17)						
LITTLE ROCK (Mr19)						
at Samford (Mr20)						
AUBURN (Mr22)						
AUBURN (Mr23)						
AUBURN (Mr24)						
MISSISSIPPI VALLEY STATE (Mr26)						
LSU (Mr28)						
LSU (Mr29)						
LSU (Mr30)						
ULM (A3)						
at Tennessee (A5)						
at Tennessee (A6)						
at Tennessee (A7)						
SOUTH ALABAMA (A10)						
ALABAMA (A12)						
ALABAMA (A13)						
ALABAMA (A14)						
TEXAS SOUTHERN (A16)						
at Arkansas (A18)						
at Arkansas (A19)						
at Arkansas (A20)						
vs. Ole Miss (A23)						
GEORGIA (A26)						
GEORGIA (A27)						
GEORGIA (A28)						
at Texas A&M (My2)						
at Texas A&M (My3)						
at Texas A&M (My4)						
MEMPHIS (My8)						
at Ole Miss (My10)						
at Ole Miss (My11)						
at Ole Miss (My12)						
SOUTH CAROLINA (My16)						
SOUTH CAROLINA (My17)						
SOUTH CAROLINA (My18)						

\* - Denotes Game Started | (W)in, (L)oss, H(old), (S)ave, (B)low Save

2019 Biography

**Awards:** Named to Collegiate Baseball Newspaper National Player of the Week Honor Roll on February 25 after his outing against Southern Miss (2/24).

**Season:** Started four games, all coming in series opening games. . . Owns three double-digit strikeout performances in 2019. . . Went 80 plate appearances to start the season without issuing a walk.


**Youngstown State (2/15-16):** Tossed five innings and allowed two runs in a no decision. . . Struck out 11 batters. **Southern Miss (2/22-24):** Struck out 13 and allowed one hit in seven innings of work in a no decision. **Frisco Classic (3/1-2):** vs. *Sam Houston State (3/1)*: Threw six innings and allowed two runs on seven hits. . . Collected six strikeouts in a no decision. **Maine (3/8-10):** Allowed an unearned run and struck out 10 in six innings of work. . . Collected his first win of the season. . . Walked two batters.

Small's Single-Game Career Highs

Innings Pitched	8.0	at LSU, 3/30/18	Wild Pitches	2	Twice; Last Vanderbilt, 3/17/18
Fewest Hits	0	Seven Times; Last at Alabama, 4/30/16	Hit-by-Pitch	2	Texas A&M, 4/15/16
Fewest Runs	0	12 Times; Last Southern Miss, 2/22/19	Total Pitches	111	at Auburn, 4/14/18
Fewest Earned Runs	0	14 Times; Last Maine, 3/8/19			
Walks	5	at Alabama, 5/5/18			
Strikeouts	13	Southern Miss, 2/22/19			

Small's Career Statistics

	ERA	W-L	App	GS	CG	SHO/CBO	SV	IP	H	R	ER	BB	SO	2B	3B	HR	BF	BAA	WP	HBP	BK	SFA	SHA
2016	13.06	1-0	15	0	0	0/2	0	10.1	11	15	15	10	20	1	0	1	56	.256	2	2	0	0	1
2018	3.20	5-4	18	18	0	0/1	0	101.1	93	40	36	33	122	18	0	8	427	.239	8	2	3	2	1
2019	1.50	1-0	4	4	0	0/0	0	24.0	14	5	4	2	40	3	0	1	91	.169	0	3	0	0	3
Career	3.65	7-4	37	22	0	0/3	0	135.2	118	60	55	45	182	22	0	10	574	.229	10	7	3	2	5



## 2019 Game-by-Game

Opponent (Date)	Dec.	IP	H	R (ER)	BB	K
YOUNGSTOWN STATE (F15)			-DNP-			
YOUNGSTOWN STATE (F16)			-DNP-			
YOUNGSTOWN STATE (F16)	ND	1.0	2	-- (--)	--	2
UAB (F20)			-DNP-			
SOUTHERN MISS (F22)	L	1.0	1	1 (1)	1	1
SOUTHERN MISS (F23)			-DNP-			
SOUTHERN MISS (F24)	ND	1.1	--	-- (--)	--	1
JACKSON STATE (F26)			-DNP-			
SOUTHEASTERN LOUISIANA (F27)			-DNP-			
vs. Sam Houston State (Mr1)	W	0.1	--	-- (--)	--	1
vs. Texas Tech (Mr2)			-DNP-			
EAST CAROLINA (Mr5)	H	1.0	1	-- (--)	--	3
ARKANSAS-PINE BLUFF (Mr6)			-DNP-			
MAINE (Mr8)			-DNP-			
MAINE (Mr8)			-DNP-			
MAINE (Mr10)	ND	1.1	2	-- (--)	--	3
GRAMBLING (Mr13)			-DNP-			
at Florida (Mr15)						
at Florida (Mr16)						
at Florida (Mr17)						
LITTLE ROCK (Mr19)						
at Samford (Mr20)						
AUBURN (Mr22)						
AUBURN (Mr23)						
AUBURN (Mr24)						
MISSISSIPPI VALLEY STATE (Mr26)						
LSU (Mr28)						
LSU (Mr29)						
LSU (Mr30)						
ULM (A3)						
at Tennessee (A5)						
at Tennessee (A6)						
at Tennessee (A7)						
SOUTH ALABAMA (A10)						
ALABAMA (A12)						
ALABAMA (A13)						
ALABAMA (A14)						
TEXAS SOUTHERN (A16)						
at Arkansas (A18)						
at Arkansas (A19)						
at Arkansas (A20)						
vs. Ole Miss (A23)						
GEORGIA (A26)						
GEORGIA (A27)						
GEORGIA (A28)						
at Texas A&M (My2)						
at Texas A&M (My3)						
at Texas A&M (My4)						
MEMPHIS (My8)						
at Ole Miss (My10)						
at Ole Miss (My11)						
at Ole Miss (My12)						
SOUTH CAROLINA (My16)						
SOUTH CAROLINA (My17)						
SOUTH CAROLINA (My18)						

\* - Denotes Game Started | (W)in, (L)oss, H(ol)d, (S)ave, (B)low Save

## 2019 Biography

**Season:** Appeared in six games, all in relief. . . Earned his first career win after striking out the only batter he faced versus Sam Houston State (3/2).

**Youngstown State (2/15-16):** Struck out two batters in a scoreless inning of work **Southern Miss (2/22-24):** Pitched in games one and three of the series. . . Allowed the lone run in the series opener to take the loss. . . Pitched 1 1/3 scoreless innings in the series finale. **Frisco Classic (3/1-2):** vs. *Sam Houston State* (3/7): Earned the win after striking out only batter he faced to end the eighth inning. **ECU (3/5):** Struck out the side in the seventh. . . Allowed one hit in the eighth inning for an inning-plus of scoreless work. **Maine (3/8-10):** Threw 1 1/3 innings. . . Allowed no runs on two hits and struck out three batters.

## Barlow's Single-Game Career Highs

Innings Pitched	2.1	at Southern Miss, 2/17/18	Wild Pitches	2	Kentucky, 4/7/17
Fewest Hits	0	16 Times; Last vs Sam Houston State, 3/1/19	Hit-by-Pitch	1	Four Times; Last Youngstown State, 2/16/19
Fewest Runs	0	26 Times; Last Maine, 3/10/19	Total Pitches	30	Kentucky, 4/7/17
Fewest Earned Runs	0	26 Times; Last Maine, 3/10/19			
Walks	3	Three Times; Last Texas Southern, 3/21/18			
Strikeouts	3	Four Times; Last Maine, 3/10/19			

## Barlow's Career Statistics

	ERA	W-L	App	GS	CG	SHO/CBO	SV	IP	H	R	ER	BB	SO	2B	3B	HR	BF	BAA	WP	HBP	BK	SFA	SHA
2017	5.23	0-2	26	0	0	0/1	0	20.2	16	13	12	25	28	1	1	3	102	.225	5	2	0	1	3
2018	13.50	0-0	4	0	0	0/0	0	2.2	3	4	4	4	3	0	0	0	16	.273	0	1	0	0	0
2019	1.50	1-1	6	0	0	0/1	0	6.0	6	1	1	1	11	0	0	0	26	.250	2	1	0	0	0
Career	5.22	1-3	36	0	0	0/2	0	29.1	25	18	17	30	42	1	1	3	144	.236	7	4	0	1	3





2019 Game-by-Game

Opponent (Date)	Dec.	IP	H	R (ER)	BB	K
YOUNGSTOWN STATE (F15)			---			
YOUNGSTOWN STATE (F16)	ND	1.0	1	-- (--)	1	2
YOUNGSTOWN STATE (F16)			---			
UAB (F20)			---			
SOUTHERN MISS (F22)			---			
SOUTHERN MISS (F23)			---			
SOUTHERN MISS (F24)			---			
JACKSON STATE (F26)	ND	1.0	1	1 (--)	--	2
SOUTHEASTERN LOUISIANA (F27)			---			
vs. Sam Houston State (Mr1)			---			
vs. Texas Tech (Mr2)			---			
EAST CAROLINA (Mr5)			---			
ARKANSAS-PINE BLUFF (Mr6)	H	1.0	--	-- (--)	2	--
MAINE (Mr8)			---			
MAINE (Mr8)			---			
MAINE (Mr10)			---			
GRAMBLING (Mr13)	ND	1.0	1	-- (--)	--	2
at Florida (Mr15)						
at Florida (Mr16)						
at Florida (Mr17)						
LITTLE ROCK (Mr19)						
at Samford (Mr20)						
AUBURN (Mr22)						
AUBURN (Mr23)						
AUBURN (Mr24)						
MISSISSIPPI VALLEY STATE (Mr26)						
LSU (Mr28)						
LSU (Mr29)						
LSU (Mr30)						
ULM (A3)						
at Tennessee (A5)						
at Tennessee (A6)						
at Tennessee (A7)						
SOUTH ALABAMA (A10)						
ALABAMA (A12)						
ALABAMA (A13)						
ALABAMA (A14)						
TEXAS SOUTHERN (A16)						
at Arkansas (A18)						
at Arkansas (A19)						
at Arkansas (A20)						
vs. Ole Miss (A23)						
GEORGIA (A26)						
GEORGIA (A27)						
GEORGIA (A28)						
at Texas A&M (My2)						
at Texas A&M (My3)						
at Texas A&M (My4)						
MEMPHIS (My8)						
at Ole Miss (My10)						
at Ole Miss (My11)						
at Ole Miss (My12)						
SOUTH CAROLINA (My16)						
SOUTH CAROLINA (My17)						
SOUTH CAROLINA (My18)						

\* - Denotes Game Started | (W)in, (L)oss, H(old), (S)ave, (B)low Save

2019 Biography

**Season:** Made four appearances, all in relief. . . Pitched a scoreless inning of relief against Youngstown State (2/16) in first appearance since 2017.

**Youngstown State (2/15-16):** Made first appearance since June 11, 2017 in relief. . . Struck out two in a scoreless inning of work. **Jackson State (2/26):** Allowed one unearned run on one hit. . . Threw one inning. **Arkansas-Pine Bluff (3/6):** Worked a scoreless inning. . . Issued a pair of walks. **Grambling (3/13):** Struck out two and allowed one hit in a scoreless ninth inning.

Price's Single-Game Career Highs

Innings Pitched	3.0	at Southern Miss, 6/5/17	Wild Pitches	1	Five Times; Last Jackson State, 2/26/19
Fewest Hits	0	14 Times; Last Arkansas-Pine Bluff, 3/6/19	Hit-by-Pitch	1	Twice; Last at LSU, 6/11/17
Fewest Runs	0	25 Times; Last Grambling, 3/13/19	Total Pitches	53	LSU, 5/20/17
Fewest Earned Runs	0	27 Times; Last Grambling, 3/13/19			
Walks	3	Twice; Last LSU, 5/20/17			
Strikeouts	5	Marist, 2/25/17			

Price's Career Statistics

	ERA	W-L	App	GS	CG	SHO/CBO	SV	IP	H	R	ER	BB	SO	2B	3B	HR	BF	BAA	WP	HBP	BK	SFA	SHA
2017	2.91	4-1	31	0	0	0/2	14	34.0	24	13	11	19	40	3	1	2	148	.197	4	2	0	0	5
2019	0.00	0-0	4	0	0	0/0	0	4.0	3	1	0	3	6	1	0	0	18	.214	1	0	0	0	1
Career	2.61	4-1	35	0	0	0/2	14	38.0	27	14	11	22	46	4	1	2	166	.199	5	2	0	0	6