



129 SEASONS
37 NCAA TOURNAMENT APPEARANCES
14 MLB FIRST ROUND DRAFT PICKS
11 SEC CHAMPIONSHIPS
10 COLLEGE WORLD SERIES APPEARANCES
7 SEC TOURNAMENT TITLES



GAME 23-25



NOTES

2019 Schedule & Results

February			(8-1)
15	YOUNGSTOWN STATE	SECN+	W, 14-3
16	YOUNGSTOWN STATE-1	SECN+	W, 14-2
	YOUNGSTOWN STATE-2	SECN+	W, 8-0
20	UAB	SECN+	W, 3-2
22	#21 SOUTHERN MISS	SECN+	L, 0-1 (10 Inn.)
23	#21 SOUTHERN MISS	SECN+	W, 8-1
24	#21 SOUTHERN MISS	SECN+	W, 4-3
26	JACKSON STATE	SECN+	W, 17-4
27	SOUTHEASTERN LOUISIANA	SECN+	W, 12-0

March (12-1)

Frisco Classic (Frisco, Texas)

1	vs. Sam Houston State	FloLive.tv	W, 5-4
2	vs. #8 Texas Tech	FloLive.tv	W, 4-2
3	vs. Nebraska	FloLive.tv	Canceled
5	ECU	SECN+	W, 4-1
6	ARKANSAS-PINE BLUFF	SECN+	W, 14-1
8	MAINE-1	SECN+	W, 9-2
	MAINE-2	SECN+	W, 5-1
10	MAINE	SECN+	W, 9-8
13	GRAMBLING	SECN+	W, 18-1
15	at #4 Florida *	SECN+	W, 6-5
16	at #4 Florida-1 *	SEC Network	W, 10-4
	at #4 Florida-2 *	SEC Network	L, 2-4
19	LITTLE ROCK	SECN+	W, 15-4
20	at Samford	ESPN3/ESPN+	W, 6-4
22	#16 AUBURN *	SECN+	6 p.m.
23	#16 AUBURN *	SECN+	2 p.m.
24	#16 AUBURN *	SECN+	1 p.m.
26	MISSISSIPPI VALLEY STATE	SECN+	6:30 p.m.
28	LSU *	ESPN	6 p.m.
29	LSU *	SEC NETWORK	6 p.m.
30	LSU *	SECN+	2 p.m.

April

3	ULM	SECN+	6:30 p.m.
5	at Tennessee *	SECN+	5:30 p.m.
6	at Tennessee *	SECN+	5 p.m.
7	at Tennessee *	SECN+	1 p.m.
10	SOUTH ALABAMA	SECN+	6:30 p.m.
12	ALABAMA *	SECN+	6:30 p.m.
13	ALABAMA *	SECN+	3 p.m.
14	ALABAMA *	SEC NETWORK	3 p.m.
16	TEXAS SOUTHERN	SECN+	6:30 p.m.
18	at Arkansas *	ESPN	8 p.m.
19	at Arkansas *	SECN+	6:30 p.m.
20	at Arkansas *	SECN+	2 p.m.

Governor's Cup (Pearl, Miss.)

23	vs. Ole Miss	---	6 p.m.
26	GEORGIA *	SECN+	6:30 p.m.
27	GEORGIA *	SEC NETWORK	Noon
28	GEORGIA *	SECN+	1 p.m.

May

2	at Texas A&M *	SEC Network	6 p.m.
3	at Texas A&M *	SECN+	6:35 p.m.
4	at Texas A&M *	SEC Network	2 p.m.
8	MEMPHIS	SECN+	6:30 p.m.
10	at Ole Miss *	SECN+	6:30 p.m.
11	at Ole Miss *	SECN+	4 p.m.
12	at Ole Miss *	ESPN2	Noon
16	SOUTH CAROLINA *	SECN+	6:30 p.m.
17	SOUTH CAROLINA *	SECN+	6:30 p.m.
18	SOUTH CAROLINA *	SECN+	1 p.m.

Rankings from Baseball America
All times central and subject to change
HOME GAMES IN BOLD CAPS
* - Southeastern Conference game

Mississippi State

Record (SEC): 20-2 (2-1)
H/A/N: 14-1 / 4-1 / 2-0
Rankings: Baseball America - 2, CBN - 2
D1Baseball - 2, NCBWA - 2
Perfect Game - 2, USA Today - 4

Head Coach: Chris Lemonis
Record at MSU (Yrs.): 20-2 (1st)
Career Record (Yrs): 161-93-2 (5th)

Batting Average: .313
Runs Per-Game: 8.5
Hits Per-Game: 11.0
Slugging Percentage: .483

ERA: 2.27
K's/BB Ratio: 4.59/1
Batting Average Against: .195

First Year of Baseball: 1885 (129th season)
Program Record: 2,660-1,563-29 (.628)

Auburn

Record (SEC): 19-2 (3-0)
H/A/N: 15-1 / 4-1 / --
Rankings: Baseball America - 16, CBN - 12
D1Baseball - 12, NCBWA - 14
Perfect Game - 7, USA Today - 12

Head Coach: Butch Thompson
Record at AU (Yrs.): 121-84 (4th)
Career Record (Yrs): 160-96 (5th)

Batting Average: .272
Runs Per-Game: 6.8
Hits Per-Game: 9.1
Slugging Percentage: .400

ERA: 2.11
K's/BB Ratio: 3.51/1
Batting Average Against: .204

The Rotation

Friday, March 22, 2019

MSU: Ethan Small, LHP, R-Jr. 2-0, 1.50 ERA
AU: Tanner Burns, RHP, So. 3-0, 0.54 ERA

Saturday, March 23, 2019

MSU: JT Ginn, RHP, Fr. 5-0, 2.59 ERA
AU: TBA

Sunday, March 24, 2019

MSU: Keegan James, RHP, R-Jr. 2-1, 2.89 ERA
AU: TBA

Gameday Information

No. 16 Auburn at No. 2 Mississippi State

Dudy Noble Field (Starkville, Miss.)

	Friday	Saturday	Sunday
First Pitch:	6 p.m.	2 p.m.	1 p.m.
TV:	---	---	---
Internet Stream:	SEC Network+	SEC Network+	SEC Network+
Radio:	---	MSU Radio Network (100.9 FM locally)	MSU Radio Network (100.9 FM locally)
Audio Stream:	HailState.com/plus	HailState.com/plus	HailState.com/plus

The First Pitch

What's Inside

- State has pushed its name into the top five in all six major polls, including a No. 2 ranking in five of those, marking the highest ranking for the program since 2016. **MORE ON PAGE 5 & 6**
- Senior **Elijah MacNamee** picked up MSU's first SEC Player of the Week honor since 2017 when he had a monster week at No. 4 Florida. **MORE ON PAGE 6**
- MSU is off to its best start since the 2006 season at 20-2. The 2006 squad won 18-straight to begin that season. **MORE ON PAGE 6**
- Senior **Jake Mangum** became the 24th SEC baseball student-athlete to reach the 300-hit mark and continues to chase the Mississippi State and SEC all-time hit records. **MORE ON PAGE 8**
- Sophomore **Justin Foscue** hit his sixth home run of the season on March 15 at No. 4 Florida to continue his power surge to start the 2019 slate. **MORE ON PAGE 6 & 12**
- Redshirt-junior **Ethan Small** ranks No. 2 nationally in strikeouts (51) in the latest NCAA statistical rankings. **MORE ON PAGE 9 & 21**
- The Diamond Dawgs ran their winning streak to 14-games before a loss at Florida, which is tied for the fourth-longest streak in program history. **MORE ON PAGE 6 & 12**
- Head coach **Chris Lemonis** won his first four games as Mississippi State skipper. Lemonis is one of nine MSU head coaches to win his first career game and one of three to start 4-0 or better. **BIO ON PAGE 3, MORE ON PAGE 7**

Starting Nine

Pos.	Name	Yr.	B/T	Ht./Wt.	Avg.	R	H	RBI	Notes
C	Dustin Skelton	Jr.	R/R	6-0/202	.293	11	17	10	Has four home runs in 2019 after hitting one in previous two seasons
-or-	Marshall Gilbert	Sr.	R/R	6-0/203	.407	3	11	4	Drove in three RBIs in a start against Arkansas-Pine Bluff (3/6)
1B	Tanner Allen	So.	L/R	5-11/184	.261	20	23	26	Reached base in all six plate appearances against Grambling (3/13)
2B	Gunner Halter	Jr.	R/R	6-3/180	.281	17	16	8	Reached base four times and scored three runs versus Grambling (3/13)
SS	Jordan Westburg	So.	R/R	6-3/191	.333	24	28	17	Reached base safely in the first 14 games of the season
3B	Justin Foscue	So.	R/R	6-0/201	.337	19	31	21	Leads the team with six home runs
LF	Rowdey Jordan	So.	S/R	5-10/171	.167	19	13	5	Posted multi-hit game and plated game-tying RBI at Samford (3/20)
CF	Jake Mangum	Sr.	S/L	6-1/179	.406	25	39	23	Ranks tied for No. 13 in SEC history with 314 career hits
RF	Elijah MacNamee	Sr.	R/R	6-3/198	.373	22	28	23	Won SEC Player of the Week after hitting .500 in series at No. 4 Florida
DH	Josh Hatcher	So.	L/L	6-2/175	.478	3	11	7	Hitting .500 over the last five games (all starts) with four RBIs

* Based on the previous games



2019 Roster

Numerical

#	Name	Pos.	B/T	Ht.	Wt.	Yr.	Hometown/High School (Previous School)
2	Gunner Halter	IF	R/R	6-3	180	Jr.	Overland Park, Kan./Blue Valley (Seminole State (Okla.) College)
3	JT Ginn	RHP/IF	R/R	6-2	192	Fr.	Brandon, Miss./Brandon
4	Rowdey Jordan	IF/OF	S/R	5-10	171	So.	Auburn, Ala./Auburn
5	Tanner Allen	IF/OF	L/R	5-11	184	So.	Theodore, Ala./UMS- Wright Prep
6	Brandon Smith	RHP/IF	R/R	6-3	180	Fr.	Richland, Miss./Richland
8	Dustin Skelton	C	R/R	6-0	202	Jr.	Olive Branch, Miss./Magnolia Heights School
10	Josh Hatcher	IF/OF	L/L	6-2	175	So.	Albany, Ga./Lee County
11	Jordan Westburg	IF	R/R	6-3	191	So.	New Braunfels, Texas/New Braunfels
12	Hayden Jones	C	L/R	6-0	185	Fr.	Huntertown, Ind./Carroll
13	Peyton Plumlee	RHP	R/R	6-3	201	Sr.	Olive Branch, Miss./Lewisburg (Northwest Mississippi C.C.)
14	Riley Self	RHP	R/R	6-4	241	Jr.	Coldwater, Miss./Magnolia Heights School
15	Jake Mangum	OF	S/L	6-1	179	Sr.	Pearl, Miss./Jackson Prep
16	Jack Eagan	LHP	L/L	6-3	235	R-Jr.	Wautoma, Wis./Wautoma (Madison C.C.)
17	Justin Foscue	IF	R/R	6-0	201	So.	Huntsville, Ala./Virgil Grissom
18	Keegan James	RHP	R/R	6-2	214	R-Jr.	Southaven, Miss./DeSoto Central
19	Jared Liebelt	RHP	R/R	6-0	169	Sr.	Aurora, Ill./West Aurora (Waubonsee C.C.)
20	Luke Hancock	C	L/R	5-11	170	Fr.	Houston, Miss./Houston
23	Tucker Childers	C/IF	L/R	6-3	235	Jr.	Ripley, Miss./Ripley (Northeast Mississippi C.C.)
24	Cole Gordon	RHP/DH	L/R	6-5	244	Gr.	Tampa, Fla./Steinbrenner
27	Bryce Brock	LHP/OF	L/L	6-0	165	Fr.	Hernando, Miss./Lewisburg
28	Christian MacLeod	LHP	L/L	6-3	215	Fr.	Huntsville, Ala./Huntsville
31	Benjamin Bell	OF	L/R	5-9	180	Fr.	Madison, Miss./Germantown
32	Landon Jordan	IF	L/R	6-0	180	Fr.	Poplarville, Miss./Hancock
33	Brad Cumbest	OF	R/R	6-5	245	Fr.	Hurley, Miss./East Central
34	Marshall Gilbert	C	R/R	6-0	203	Sr.	Kenosha, Wis./Westosha Central (John A. Logan C.C.)
35	Basiel Williams	OF	S/R	6-3	180	Fr.	Hammond, La./Ponchatoula
36	Hunter Blalock	OF	R/R	6-5	195	Fr.	Madison, Miss./Madison Central
37	Eric Cerantola	RHP	R/R	6-5	195	Fr.	Oakville, Ontario/Ecole Secondaire Catholique Sainte-Trinite
38	JP Elkins	RHP	R/R	6-1	190	So.	Ridgeland, Miss./Ridgeland (Hinds C.C.)
39	Tyler Spring	RHP	R/R	6-4	202	R-Jr.	Wiggins, Miss./Stone (Jones County C.C.)
40	Elijah MacNamee	OF	R/R	6-3	198	Sr.	Cypress, Texas/Cypress Ranch (Blinn C.C.)
41	Colby White	RHP	R/R	6-0	190	Jr.	Foxworth, Miss./West Marion (Pearl River C.C.)
43	Kale Breaux	LHP	R/L	5-11	193	R-Jr.	Sulphur, La./Sulphur
44	Ethan Small	LHP	L/L	6-3	214	R-Jr.	Lexington, Tenn./Lexington
46	Trysten Barlow	LHP	L/L	6-1	215	R-Jr.	Halls, Tenn./Dyer County
55	Spencer Price	RHP	R/R	6-2	228	R-Jr.	Olive Branch, Miss./DeSoto Central (Meridian C.C.)

22 Chris Lemonis - Head Coach (First Season at Mississippi State, Fifth Overall; The Citadel, 1992)

21 Jake Gautreau - Assistant Coach (Second Season; Tulane, 2011)

42 Scott Foxhall - Assistant Coach (First Season; College of Charleston, 2004)

0 Kyle Cheesebrough - Volunteer Assistant Coach (First Season; Louisville, 2010)

Roger Rodeheaver - Coordinator of Operations (First Season; Indiana, 2010)

Tyler Younger - Coordinator of Player Development (First Season; Methodist College, 2013)

Seth Diters - Strength and Conditioning Coach (First Season; Springfield College, 2008)

Jason Wire - Associate Athletic Trainer (Ninth Season; St. Cloud State, 2006)

Alphabetical

#	Name	Pos.	B/T	Ht.	Wt.	Yr.
5	Tanner Allen	IF/OF	L/R	5-11	184	So.
46	Trysten Barlow	LHP	L/L	6-1	215	R-Jr.
31	Benjamin Bell	OF	L/R	5-9	180	Fr.
36	Hunter Blalock	OF	R/R	6-5	195	Fr.
43	Kale Breaux	LHP	R/L	5-11	193	R-Jr.
27	Bryce Brock	LHP/OF	L/L	6-0	165	Fr.
0	Kyle Cheesebrough	Assistant Coach				
37	Eric Cerantola	RHP	R/R	6-5	195	Fr.
23	Tucker Childers	C/IF	L/R	6-3	235	Jr.
33	Brad Cumbest	OF	R/R	6-5	245	Fr.
16	Jack Eagan	LHP	L/L	6-3	235	R-Jr.
38	JP Elkins	RHP	R/R	6-1	190	So.
17	Justin Foscue	IF	R/R	6-0	201	So.
42	Scott Foxhall	Assistant Coach				
21	Jake Gautreau	Assistant Coach				
34	Marshall Gilbert	C	R/R	6-0	203	Sr.
3	JT Ginn	RHP/IF	R/R	6-2	192	Fr.
24	Cole Gordon	RHP/DH	L/R	6-5	244	Gr.
2	Gunner Halter	IF	R/R	6-3	180	Jr.
20	Luke Hancock	C	L/R	5-11	170	Fr.
10	Josh Hatcher	IF/OF	L/L	6-2	175	So.
18	Keegan James	RHP	R/R	6-2	214	R-Jr.
12	Hayden Jones	C	L/R	6-0	185	Fr.
4	Rowdey Jordan	IF/OF	S/R	5-10	171	So.
32	Landon Jordan	IF	L/R	6-0	180	Fr.
22	Chris Lemonis	Head Coach				
19	Jared Liebelt	RHP	R/R	6-0	169	Sr.
28	Christian MacLeod	LHP	L/L	6-3	215	Fr.
40	Elijah MacNamee	OF	R/R	6-3	198	Sr.
15	Jake Mangum	OF	S/L	6-1	179	Sr.
13	Peyton Plumlee	RHP	R/R	6-3	201	Sr.
55	Spencer Price	RHP	R/R	6-2	228	R-Jr.
14	Riley Self	RHP	R/R	6-4	241	Jr.
8	Dustin Skelton	C	R/R	6-0	202	Jr.
44	Ethan Small	LHP	L/L	6-3	214	R-Jr.
6	Brandon Smith	RHP/IF	R/R	6-3	180	Fr.
39	Tyler Spring	RHP	R/R	6-4	202	R-Jr.
11	Jordan Westburg	IF	R/R	6-3	191	So.
41	Colby White	RHP	R/R	6-0	190	Jr.
35	Basiel Williams	OF	S/R	6-3	180	Fr.

Program Quick Facts

School Information

Location	Starkville, Mississippi
Founded	1878
Enrollment	22,201
President	Dr. Mark E. Keenum
Faculty Representative	Dr. Steven Turner
Director of Athletics	John Cohen
Twitter	@JohnCohenAD
Affiliation	NCAA Division I
Conference	Southeastern - Western Division
Nickname	Bulldogs
Colors	Maroon and White
Athletic Department Phone	(662) 325-2532
Ticket Office Phone	(662) 325-2600

Stadium

Name	Dudy Noble Field, Polk-DeMent Stadium
Capacity	15,000+
Field Dimensions	Left-330, Left Center-385, Center-400, Right Center-380, Right-305
Press Box Phone	(662) 325-3776

2018 Team Information

Overall Record (SEC; Finish)	39-29 (15-15; T3rd in West)
Home/Away/Neutral	16-7/10-17/13-5
Postseason	College World Series
Lettermen Returning/Lost	18/11
Position Starters Returning/Lost (120+ ABs)	8/2
Pitchers Returning/Lost (Min. 5 app.)	5/7
Newcomers	17 (11 Freshmen, 6 Transfers)

Program Information

First Year of Baseball	1885 (129th season)
First Year in SEC	1933 (Charter Member)
All-Time Record (Win %)	2,660-1,563-29 (.628)
All-Time SEC Record (Win %)	940-813-3 (.536)
SEC Championships (Last)	11 (2016)
SEC Tournament Championships (Last)	7 (2012)
NCAA Tournaments (Last)	37 (2018)
NCAA Super Regionals (Last)	8 (2018)
College World Series (Last)	10 (2018)

Pronunciation Guide

Trysten Barlow	TRIS-ten
Hunter Blalock	BLAY-lock
Kale Breaux	BRO
Eric Cerantola	Sare-an-TOE-la
Jack Eagan	E-ginn (hard G)
Justin Foscue	Foss-Q
Jake Gautreau	Go-tro (both long O)
Rowdey Jordan	Rouw-D
Chris Lemonis	LUH-moan-iss
Jared Liebelt	LEE-belt
Christian MacLeod	Mc-CLOUD
Elijah MacNamee	Mac-NUH-me
Basiel Williams	Basil (like the spice)



CHRIS LEMONIS

Head Coach | First Season at Mississippi State (Fifth Overall)



When Chris Lemonis stepped to the podium on June 25, 2018 at Dudy Noble Field to become the 18th head baseball coach in Mississippi State's storied history, a journey of nearly 40 years came full circle. The son of a 1973 State graduate, Lemonis resided in Starkville as a child and now returned to lead one of the perennial powerhouses in college baseball.

One of the top recruiters and player development coaches in the country, Lemonis has seen success at every coaching stop. After helping his alma mater, The Citadel, to five NCAA Regional appearances in 12 seasons as an assistant coach, Lemonis joined college teammate Dan McDonnell's staff at Louisville and quickly turned the Cardinals into a consistent Omaha contender. After helping Louisville to seven postseason berths in eight years, the 2013 American Baseball Coaches Association/Baseball America Assistant Coach of the Year headed to Indiana University to take his first head coaching job in 2015.

In his first season at the helm of Indiana, the Hoosiers found themselves in the NCAA Tournament and, after finishing third in the Big Ten standings during his second season, Lemonis became the first coach in program history to take IU to back-to-back NCAA Tournaments in years three and four. The 2018 Hoosiers took the No. 2 seed into the NCAA Austin Regional, falling in the regional final to eventual College World Series participant Texas. Three of IU's eight appearances in the NCAA Tournament came under Lemonis' watch.

Overall, Lemonis enters his 25th season as a collegiate coach in 2019, making three College World Series appearances as a coach, earning 15 NCAA tournament berths and aiding in three 50-win seasons. His pupils have earned 25 All-America honors, 12 Freshman All-America laurels and 65 have signed professional baseball contracts, with 14 getting the call up to Major League Baseball.

Owning a head coaching record of 141-91-2, Lemonis was also a part of nearly 800 wins as an assistant coach. During his time at Indiana, Lemonis' teams averaged 35.3 wins per season, including a 40-win campaign during his final season in Bloomington. He averaged 39.2 victories per year during his career in an assistant role, bolstered by a 44.9 wins-per-season average at Louisville. The Cardinals were college baseball's winningest program during that eight-year span.

Lemonis' 15 postseason appearances have spanned all three of his coaching stops, with five coming as an assistant at The Citadel, seven during his assistant coaching tenure at Louisville and three as the head coach at Indiana. The Cardinals advanced to the Super Regionals on four occasions, punching a ticket to Omaha three times.

Along with his success on the field, Lemonis has always held academics to the highest standard, as well. In his final season at Indiana, a program-record 16 baseball student-athletes were named to the Big Ten Spring Academic Honor Roll, while 26 Cardinal baseball student-athletes earned ACC Honor Roll selections during his final season in Louisville. Already at Mississippi State, Lemonis has shown his dedication to his student-athletes in the classroom, as the program posted a 3.04 GPA during the fall semester.

Lemonis not only understands what it takes to get to Omaha as a coach but also as a player. A 1992 graduate of The Citadel, Lemonis added a 1990 appearance in the College World Series as a student-athlete. The appearance makes the Bulldogs one of just three school in Southern Conference history (Duke, Wake Forest) and only current member of the conference to advance to Omaha.

A two-time All-Southern Conference honoree, Lemonis led The Citadel in home runs three times. During his senior season, Lemonis led the Bulldogs with a .367 average, 19 doubles, 52 runs, 10 home runs and 66 RBIs. A member of the 1993 All-Southern Conference Tournament team, Lemonis ranks among the top 15 all-time at The Citadel in RBIs (152), home runs (23) and slugging percentage (.538).

Lemonis' father, Thomas, was a 1973 Mississippi State graduate in electrical engineering, with Chris living in Starkville as a newborn during his father's time at State.

A native of Myrtle Beach, S.C., Lemonis and his wife, Jill, have two daughters, Marissa and Mackenzie.

Personal

Hometown:	Myrtle Beach, S.C.
Wife:	Jill Lemonis
Children:	Marissa & Mackenzie Lemonis
College:	The Citadel, 1992

Coaching Career

2019-	Mississippi State Head Coach
2015-18	Indiana Head Coach
2007-14	Louisville Assistant Coach
2003-06	The Citadel Associate Head Coach
1995-2002	The Citadel Assistant Coach

Lemonis Year-by-Year

As a Head Coach

Yr.	School	Record	Postseason
2019	Mississippi State	20-2	--
2018	Indiana	40-19	NCAA Regional
2017	Indiana	34-24-2	NCAA Regional
2016	Indiana	32-24	--
2015	Indiana	35-24	NCAA Regional
Totals	Four Seasons	161-93-2	3 NCAA Regionals

As an Assistant Coach

2014	Louisville	50-17	College World Series
2013	Louisville	51-14	College World Series
2012	Louisville	41-22	NCAA Regional
2011	Louisville	32-29	
2010	Louisville	50-14	NCAA Regional
2009	Louisville	47-18	NCAA Super Regional
2008	Louisville	41-21	NCAA Regional
2007	Louisville	47-24	College World Series
2006	The Citadel	34-27	
2005	The Citadel	25-34	
2004	The Citadel	39-28	NCAA Regional
2003	The Citadel	32-25	
2002	The Citadel	31-26	
2001	The Citadel	38-24	NCAA Regional
2000	The Citadel	39-20	
1999	The Citadel	41-20	NCAA Regional
1998	The Citadel	37-24	NCAA Regional
1997	The Citadel	37-21	
1996	The Citadel	33-26	
1995	The Citadel	39-21	NCAA Regional
Totals	20 Seasons	784-455	15 NCAA Regionals

Four NCAA Super Regionals
Three College World Series





Mississippi State When...

	2018	2019
Overall	39-29	20-2
vs. Top-5 Teams	10-1	2-1
vs. Top-10 Teams	10-1	3-1
vs. Top-25 Teams	18-18	5-2
Non-Conference	24-14	18-1
SEC	15-15	2-1
SEC East	5-7	2-1
SEC West	10-8	--
At Home	16-7	15-1
On the Road	10-17	3-1
At Neutral Sites	13-5	2-0
In Day Games	18-15	14-2
In Night Games	21-14	6-0
vs. Teams .500 Or Better	31-24	9-2
vs. Teams Worse Than .500	8-5	10-0
vs. Left-Handed Starter	15-6	4-0
vs. Right-Handed Starter	24-23	16-2
When Starter Receives Decision	21-15	12-1
When Reliever Receives Decision	18-14	8-1
When Starter Goes 5+ Innings	25-12	12-1
When Starter Goes <5 Innings	14-17	8-1
When Scoring First	23-8	13-1
When Opponent Scores First	16-21	7-1
When Leading After 6 Innings	25-5	14-0
When Trailing After 6 Innings	7-22	2-1
When Tied After 6 Innings	7-2	4-1
When Leading After 8 Innings	32-3	19-0
When Trailing After 8 Innings	2-25	0-1
When Tied After 8 Innings	5-1	1-1
In One-Run Games	7-6	5-1
In Two-Run Games	10-1	2-1
In 5+ Run Games	17-9	11-0
Series W-L-T	6-7	4-0-0
Series Sweeps/Times Swept	3/2	2/--
When Scoring 0-2 Runs	1-14	0-2
When Scoring 3-5 Runs	10-13	6-0
When Scoring 6-9 Runs	13-1	6-0
When Scoring 10+ Runs	15-1	8-0
Shutouts/Times Shut Out	3/3	2/1
In Extra Innings	6-3	0-1
When Opponent Scores 4 Runs Or Less	25-8	17-2
When Opponent Scores 5 Runs Or More	14-21	3-0
When Out-Hitting Opponent	28-8	17-1
When Out-Hit by Opponent	7-20	3-0
When Hits Are Equal	4-1	0-1
When Hitting A Home Run	24-9	12-0
When Opponent Hits A Home Run	21-13	6-1
When Errorless	15-12	8-2
When Committing One Error	14-7	6-0
When Committing 2+ Errors	10-10	6-0
When Opponent is Errorless	9-14	2-2
When Opponent Commits One Error	17-11	5-0
When Opponent Commits 2+ Errors	13-4	13-0
Game 1 of Weekend Series	7-8	4-1
Game 2 of Weekend Series	9-6	5-0
Game 3 of Weekend Series	8-7	3-1
Monday	1-0	--
Tuesday	4-2	3-0
Wednesday	6-3	5-0
Thursday	1-1	--
Friday	8-9	5-1
Saturday	10-8	5-1
Sunday	9-6	2-0

Uniform breakdown on page 6

How It Was Won

Below is a chart representing how the eventual game-winning run was recorded for Mississippi State in 2019.

Gm	Opponent	Final	Player	Inn.	Outs	Play	Score at Time
1	Youngstown State	14-3	Tanner Allen	8	--	RBI fielder's choice	3-3
2	Youngstown State	14-2	Justin Foscue	1	1	Sacrifice fly to right-center field	2-2
3	Youngstown State	8-0	Justin Foscue	2	--	Solo home run	0-0
4	UAB	3-2	Jake Mangum	7	2	2RBI single to right field	1-2
6	Southern Miss	8-1	Jake Mangum	2	2	RBI single through the left side	1-0
7	Southern Miss	4-3	Tanner Allen *	9	2	RBI double down the right-field line	3-3
8	Jackson State	17-4	Justin Foscue	3	2	2-run home run to left-center field	3-0
9	Southeastern Louisiana	12-0	Justin Foscue	1	1	Grand Slam to left field	0-0
10	vs. Sam Houston State	5-4	Justin Foscue	8	--	Scored on a fielding error by the shortstop	4-4
11	vs. Texas Tech	4-2	Tanner Allen	5	2	Scored on a fielding error by the shortstop	2-1
12.	East Carolina	4-1	Gunner Halter	5	1	RBI single through the right side	1-0
13.	Arkansas-Pine Bluff	14-1	Marshall Gilbert	2	1	RBI single up the middle	1-0
14.	Maine	9-2	Jordan Westburg	5	1	3-run home run to left field	1-0
15.	Maine	5-1	Dustin Skelton	2	--	2-run home run to left-center field	1-0
16.	Maine	9-8	Elijah MacNamee	8	2	RBI single through the left side	8-8
17.	Grambling	18-1	Josh Hatcher	4	2	RBI double to left-center field	1-1
18.	at Florida	6-5	Elijah MacNamee	9	1	2RBI double to left-center field	4-2
19.	at Florida	10-5	Jordan Westburg	7	--	RBI double to right-center field	5-1
20.	Little Rock	15-4	Elijah MacNamee	2	1	RBI fielder's choice	4-4
21.	at Samford	6-4	Jake Mangum	7	2	RBI single through the left side	4-4

* - Walk-off hit

All The Honors

Tanner Allen

Preseason All-SEC (First Team - Coaches)
Collegiate Baseball Newspaper National Player of the Week Honor Roll (Feb. 18)
Perfect Game National Hitter of the Week (Feb. 18)

Justin Foscue

Frisco Classic All-Tournament Team (March 3)

JT Ginn

Baseball America Preseason All-America (2nd Team)
SEC Co-Freshman of the Week (Feb. 25)
Frisco Classic MVP (March 3)
SEC Co-Freshman of the Week (March 4)

Cole Gordon

NCBWA Stopper of the Year Preseason Watchlist

Elijah MacNamee

Frisco Classic All-Tournament Team (March 3)
SEC Player of the Week (March 18)

Jake Mangum

Golden Spikes Award Preseason Watch List
Collegiate Baseball Newspaper Preseason All-America (first team)
NCBWA Preseason All-America (first team)
D1Baseball Preseason All-America (second team)
Perfect Game (third team)
D1Baseball's top returning senior
Preseason All-SEC (First Team - Coaches)

Spencer Price

NCBWA Stopper of the Year Preseason Watchlist

Ethan Small

Collegiate Baseball Newspaper National Player of the Week Honor Roll (Feb. 25)
Collegiate Baseball Newspaper National Player of the Week Honor Roll (March 18)



Inside the Series

Series Notes

- Mississippi State and Auburn have met 200 times prior to this weekend's three-game series in Starkville, with the Bulldogs owning a 107-92-1 edge on the all-time ledger.

Overall	Mississippi State leads 107-92-1
at Mississippi State	Mississippi State leads 57-33
at Auburn	Auburn leads 52-40
Neutral Site	Mississippi State leads 10-7-1
- Auburn swept three games from State in the first meetings between the two program in 1908. Those games were played at Auburn
- The only non-decision between the two teams came in a 1-1 tied during the 1915 season. That season, State took the first two games of the series in Columbus, Miss. before tying in the finale.
- The longest winning streak in the series belongs to Mississippi State at 16 games. The Diamond Dawgs carried that streak from 1982-85. State also owns a pair of six-game winning streaks.
- Auburn's longest winning streak is six games, which spanned from 1916-1947.
- Mississippi State is 15-10 against Auburn in the last 25 meetings, but has dropped four of the last five contests.

Last 25 Meetings

Year	Location	Result
5/9/2010	Auburn	L, 8-11
3/25/2011	Starkville	W, 7-6
3/26/2011	Starkville	W, 15-8
3/27/2011	Starkville	W, 5-0
3/30/2012	Auburn	W, 5-3
3/31/2012	Auburn	L, 6-10
4/1/2012	Auburn	L, 2-8
4/18/2013	Starkville	W, 6-3
4/19/2013	Starkville	L, 1-3
4/20/2013	Starkville	W, 6-0
5/2/2014	Auburn	W, 3-0
5/3/2014	Auburn	W, 3-0
5/4/2014	Auburn	W, 12-1
3/27/2015	Starkville	L, 0-5
3/28/2015	Starkville	L, 0-4
3/29/2015	Starkville	W, 3-1
5/13/2016	Auburn	W, 4-0
5/14/2016	Auburn	W, 16-6
5/15/2016	Auburn	W, 10-3
4/28/2017	Starkville	W, 5-2
4/29/2017	Starkville	L, 8-17
4/29/2017	Starkville	L, 3-5
4/13/2018	Auburn	L, 1-2
4/14/2018	Auburn	W, 7-2
4/15/2018	Auburn	L, 5-7

Week-by-Week Polls

Week	BA	CB	D1	BW	PG	USA	RPI
Preseason	9	27	14	13	17	15	--
Week 1 - Feb. 18	9	25	14	12	17	--	--
Week 2 - Feb. 25	9	16	12	11	17	--	--
Week 3 - March 4	8	8	7	7	6	8	64
Week 4 - March 11	7	5	6	5	5	5	75
Week 5 - March 18	2	2	2	2	2	4	39
Week 6 - March 25							
Week 7 - April 1							
Week 8 - April 8							
Week 9 - April 15							
Week 10 - April 22							
Week 11 - April 29							
Week 12 - May 6							
Week 13 - May 13							
Week 14 - May 20							
Week 15 - May 27							
Final Poll							

BA - Baseball America, CB - Collegiate Baseball Newspaper, D1 - D1Baseball, BW - National Collegiate Baseball Writers Association, PG - Perfect Game, USA - USA Today Coaches Poll, RPI - NCAA RPI

In The Polls

Baseball America			Collegiate Baseball			D1Baseball			NCBWA			Perfect Game			USA Today/Coaches		
1. UCLA	14-4	2	1. NC State	19-1	2	1. UCLA	14-4	2	1. UCLA	14-4	4	1. UCLA	14-4	3	1. UCLA	14-4	3
2. Mississippi State	18-2	7	2. Mississippi State	18-2	5	2. Mississippi State	18-2	6	2. Mississippi State	18-2	5	2. Mississippi State	18-2	5	t2. Oregon State	14-3-1	1
3. Stanford	12-3	3	3. UCLA	14-4	6	3. Stanford	12-3	4	3. Stanford	12-3	3	3. Stanford	12-3	4	t2. Stanford	12-3	4
4. Texas	15-7	10	4. Oregon State	14-3-1	3	4. Louisville	16-4	7	4. Oregon State	14-3-1	2	4. Oregon State	14-3-1	1	4. Mississippi State	18-2	5
5. Vanderbilt	15-5	1	5. Arizona State	19-0	9	5. Georgia	18-2	8	5. Vanderbilt	15-5	1	5. Louisville	16-4	8	5. NC State	19-1	12
6. NC State	19-1	21	6. Vanderbilt	15-5	4	6. NC State	19-1	20	6. Georgia	18-2	9	6. Vanderbilt	15-5	2	6. Vanderbilt	15-5	2
7. Oregon State	14-3-1	6	7. LSU	15-5	10	7. Oregon State	14-3-1	3	7. Louisville	16-4	11	7. Auburn	18-2	15	7. Louisville	16-4	14
8. North Carolina	16-5	8	8. Stanford	12-3	8	8. Vanderbilt	15-5	1	8. Arkansas	17-2	13	8. NC State	19-1	17	8. Georgia	18-2	11
9. Florida	15-7	4	9. Georgia	18-2	13	9. Texas	15-7	12	9. LSU	15-5	10	9. North Carolina	16-5	10	9. Arkansas	17-2	10
10. Louisville	16-4	13	10. Arkansas	17-2	17	10. LSU	15-5	13	10. NC State	19-1	18	10. Arkansas	17-2	11	10. Arizona State	19-0	19
11. Georgia	18-2	15	11. Coastal Carolina	16-4-1	11	11. Arkansas	17-2	14	11. Texas	15-7	15	11. Texas	15-7	13	11. LSU	15-5	13
12. LSU	15-5	11	12. Auburn	18-2	23	12. Auburn	18-2	18	12. Arizona State	19-0	20	12. Georgia	18-2	21	12. Auburn	18-2	17
13. Texas Tech	12-4	9	13. Florida	15-7	16	13. Texas A&M	17-5	19	13. Texas Tech	12-5	8	13. Florida	15-7	6	13. North Carolina	16-5	15
14. East Carolina	15-6	14	14. Florida State	14-4	1	14. Florida	15-7	5	14. Auburn	18-2	17	14. LSU	15-5	14	14. Florida	15-7	7
15. Arkansas	17-2	16	15. Louisville	16-4	15	15. Arizona State	19-0	25	15. North Carolina	16-5	14	15. Ole Miss	14-6	7	15. Texas	15-7	18
16. Auburn	18-2	17	16. North Carolina	16-5	14	16. North Carolina	16-5	15	16. Florida	15-7	6	16. East Carolina	15-6	16	16. Coastal Carolina	16-4-1	16
17. Texas A&M	17-5	NR	17. Texas	15-7	20	17. Coastal Carolina	16-4-1	16	17. Florida State	14-4	7	17. Texas A&M	17-5	18	17. Texas Tech	12-5	9
18. Ole Miss	14-6	12	18. Texas Tech	12-5	7	18. Ole Miss	14-6	9	18. Coastal Carolina	16-4-1	16	18. Texas Tech	12-5	9	18. Texas A&M	17-5	22
19. Coastal Carolina	16-4-1	19	19. Texas A&M	17-5	21	19. Texas Tech	12-5	11	19. Texas A&M	17-5	22	19. Coastal Carolina	16-4-1	19	19. Florida State	14-4	6
20. Arizona State	19-0	NR	20. Clemson	14-5	12	20. East Carolina	15-6	17	20. Ole Miss	14-6	12	20. TCU	12-6	20	20. Ole Miss	14-6	8
21. Florida State	14-4	5	21. East Carolina	15-6	30	21. Florida State	14-4	10	21. East Carolina	15-6	19	21. Arizona State	19-0	22	21. East Carolina	15-6	24
22. UC Irvine	12-4	22	22. UC Santa Barbara	14-3	25	22. TCU	12-6	21	22. Michigan	13-4	26	22. Florida State	14-4	12	22. Tennessee	17-4	21
23. Michigan	13-4	23	23. Illinois	13-3	29	23. UC Irvine	12-4	NR	23. UC Irvine	12-4	27	23. UC Irvine	12-4	23	23. Clemson	14-5	20
24. South Carolina	14-6	20	24. UC Irvine	12-4	NR	24. Michigan	13-4	NR	24. TCU	12-6	25	24. Connecticut	11-6	25	24. Michigan	13-4	25
25. Clemson	14-5	18	25. Oklahoma	16-4	NR	25. Oklahoma	16-4	NR	25. Clemson	14-5	21	25. Oklahoma	16-4	NR	25. Oklahoma	16-4	NR
			26. Baylor	13-5	27				26. Oklahoma	16-4	-						
			27. San Diego	14-6	24				27. Tennessee	17-4	23						
			28. Ole Miss	14-6	19				28. UC Santa Barbara	14-3	-						
			29. Miami (Fla.)	15-5	28				29. Baylor	13-5	28						
			30. Michigan	13-4	NR				30. Illinois	13-3	-						

2019 Opponents in Bold

Hitting Totals/Streaks

MULTI-HIT GAMES	2	3	4	5+	2019	Career
Jake Mangum	8	3	1	1	13	90
Elijah MacNamee	8	2	--	--	10	34
Justin Foscue	5	3	1	--	9	20
Tanner Allen	6	2	--	--	8	32
Jordan Westburg	5	2	1	--	8	15
Dustin Skelton	3	2	--	--	5	16
Josh Hatcher	4	--	--	--	4	16
Marshall Gilbert	3	--	--	--	3	11
Rowdey Jordan	3	--	--	--	3	23
Gunner Halter	3	--	--	--	3	3
Luke Hancock	1	--	--	--	1	1
Landon Jordan	1	--	--	--	1	1
Hayden Jones	1	--	--	--	1	1
TEAM	51	14	3	1	69	--

MULTI-RBI GAMES	2	3	4	5+	2019	Career
Tanner Allen	4	1	1	1	7	15
Jake Mangum	6	1	--	--	7	26
Elijah MacNamee	4	1	--	1	6	22
Justin Foscue	3	--	2	--	5	11
Jordan Westburg	2	1	1	--	4	11
Dustin Skelton	2	1	--	--	3	9
Josh Hatcher	2	--	--	--	2	8
Luke Hancock	1	1	--	--	2	2
Hayden Jones	2	--	--	--	2	2
Marshall Gilbert	--	1	--	--	1	6
Rowdey Jordan	1	--	--	--	1	11
Gunner Halter	1	--	--	--	1	1
Landon Jordan	1	--	--	--	1	1
TEAM	29	7	4	2	42	--

HITTING STREAKS	Current	2019 Long	Career
Elijah MacNamee	--	12	12
Jordan Westburg	--	8	8
Jake Mangum	2	7	27 *
Josh Hatcher	--	6	6
Landon Jordan	1	4	4
Justin Foscue	2	4	5
Gunner Halter	2	4	4
Dustin Skelton	3	4	6
Tanner Allen	--	4	11
Rowdey Jordan	1	3	7
Marshall Gilbert	1	3	6
Luke Hancock	--	3	3
Hayden Jones	1	3	3
Bryce Brock	1	1	1
Brad Cumbest	--	1	1

Cole Gordon	--	--	3
Spencer Price	1	--	1

REACHED BASED	CURRENT	2019	CAREER
Elijah MacNamee	17	17	31
Jordan Westburg	6	14	14
Gunner Halter	13	13	13
Jake Mangum	2	11	27 *
Hayden Jones	1	7	7
Rowdey Jordan	2	6	9
Dustin Skelton	6	6	7
Josh Hatcher	--	6	8
Tanner Allen	--	6	11
Marshall Gilbert	5	5	6
Luke Hancock	--	5	5
Landon Jordan	2	4	4
Justin Foscue	2	4	16
Brad Cumbest	--	2	2
Bryce Brock	1	1	1

Cole Gordon	--	--	4
Spencer Price	1	--	1

* - Mangum's 27-game hit and reached-base streak spanned the 2016 and 2017 seasons. His career-best single season hitting streak is 14 games, doing so during both the 2017 & 2018 seasons. He reached base in 20-straight games during the 2016 campaign.

News and Notes

Moving Up the Rankings

- After a weekend series win at No. 4 Florida to open the Southeastern Conference schedule, Mississippi State moved into No. 2 nationally in five of the six major polls.
- MORE ON PAGE 3**
- The ranking is the highest since the program ascended No. 1 during the 14th week of the 2016 campaign. On May 23, 2016, MSU ranked No. 1 in the Collegiate Baseball, National Collegiate Baseball Writers Association and Perfect Game polls.
 - The top two teams in the many of the current polls have a history with the rankings, as UCLA defeated MSU in the 2013 NCAA national championship series, with the Bruins finishing the year No. 1 and the Bulldogs ending the season at No. 2.

Best Start Since...

- Through 22 games, MSU has piled up an 20-2 record with six wins against teams ranked in the Baseball America Top 25.
 - State topped No. 21 Southern Miss (twice), No. 8 Texas Tech No. 14 East Carolina and No. 4 Florida (twice) thus far in 2019.
 - The 20-2 record is the best 22-game start since 2006, when the Diamond Dawgs started the year 21-1.
 - The 2019 start included a 14-game winning streak that ran from Feb. 23-March 16. The streak is tied for the fourth-longest run in program history;
- | | |
|-----------|------------------------------------|
| 18 | 2006 |
| 17 | 2013 |
| 15 | 1987 |
| 14 | 1985, 2019 |
| 13 | 1970, 1976, 1979, 1981, 1999, 2015 |

Ks For Days

- The first five outs recorded by Mississippi State in 2019 came via the strikeout and Bulldog pitchers amassed 43 Ks during the opening weekend of the season.
 - That strikeout total is the highest three-game series total since at least 2005.
 - Along those lines, the Bulldogs amassed double-digit strikeouts in each of the first nine games, marking the longest stretch to start a season since at least 2007.
 - Overall, State has piled up 10-plus strikeouts in 19 of 22 games in 2019.
 - Redshirt-junior **Ethan Small** ranks No. 2 nationally with 51 strikeouts through the first five weeks of the season. He has racked up those Ks while walking just five batters.
- MORE ON PAGE 21**

- Freshman **JT Ginn** owns 43 strikeouts in his five starts to sit No. 21 in the NCAA, including a career-best 11 at No. 4 Florida in his first-career SEC start.
 - The bullpen has struck out 95 batters in 70 1/3 innings of work, with 10 of 12 relievers fanning at least five batters.
- MORE ON PAGE 21**

Foscue Opens 2019 with a Bang

- In 2018, **Justin Foscue** had appeared in eight of the first nine games and had seven hits to his credit. He had two RBIs and of his seven hits one was a home run.
- Through nine games in 2019, Foscue had started nine and posted 11 hits, but four of those were home runs. He added one double and plated 10 RBIs.
- Overall, Foscue's six home runs in 2019 have already doubled his total from the 2018 season (3). Five of his six home runs in 2019 have come at Dudy Noble Field, after hitting all three of his home runs away from home last season.
- He currently owns a .337 batting average and 31 hits, to go along with 21 RBIs and 19 runs scored in 22 starts.

Ginn Grabs Back-to-Back SEC FOTW Honors

- Freshman **JT Ginn** grabbed back-to-back Southeastern Conference Co-Freshman of the Week honors in weeks two and three of the 2019 season.
- The rookie collected victories over back-to-back ranked opponents, defeating No. 21 Southern Miss and No. 8 Texas Tech.
- He fired off seven innings of three-hit, two-run baseball to earn a victory over Texas Tech on Saturday, March 2. Ginn fanned eight batters and walked only one in the outing. The Red Raiders were averaging 11.2 hits and 9.3 runs per game entering the weekend, but Ginn was able to scatter three hits, as he retired 12-straight batters from the second inning to the sixth inning.
- Against Southern Miss, Ginn tossed seven shutout innings and allowed just two hits and walked one batter. He struck out a career-high nine and didn't face more than four hitters in any inning.

Three Earn Frisco Classic Honors

- After finishing the Frisco Classic at 2-0, three Diamond Dawgs were honored with all-tournament honors, as **JT Ginn** was named the MVP of the event, and **Justin Foscue** and **Elijah MacNamee** each earned all-tournament nods.
- Ginn fired off seven innings of three-hit, two-run baseball in his third career start to improve to 3-0 with a victory over No. 3 Texas Tech on Saturday afternoon. The right hander fanned eight batters and walked only one in the outing.
- Foscue led MSU with a .500 (4-for-8) average at the event. His four hits were the most for a Bulldog and he scored the game-winning run vs. Sam Houston State after leading off the eighth inning with a double down the left-field line.
- MacNamee hit .333 (2-for-6) at the Frisco Classic, but owned a .556 on-base percentage with two walks and a hit-by-pitch. He scored two runs and drove in one RBI on the weekend.

MacNamee Earns SEC Player of the Week

- Senior **Elijah MacNamee** collected multiple hits in each of his four starts during the fifth week of the season, as he earned Southeastern Conference Player of the Week. **MORE ON PAGE 4**
- MacNamee helped the Diamond Dawgs to a 3-1 week, including a SEC-opening series win over a top-five Florida program on the road.
- The senior opened the week with a five-RBI showing against Grambling, including a sixth-inning grand slam.
- In the series opener at Florida, MacNamee made two of the biggest plays in the game, running down a flyball for the final out of the eighth to save a run from scoring. He then belted a two-RBI double in the ninth, which would account for the eventual game-winning runs. He contributed a career-high-tying three hits in the first game of a doubleheader, including a home run and a double and chipped in a pair of singles in the finale.
- The player of the week honor is the first for a Diamond Dawg since the 2017 season, when **Brent Rooker** claimed the award on three occasions.



Allen Earns National POTW Honors

- Sophomore **Tanner Allen** opened the 2019 season with a bang against Youngstown State to earn national honors from a pair of publications..
- Allen** had a monster opening weekend for the Diamond Dawgs, hitting .538 with five extra base hits and 13 RBIs versus Youngstown State. Of his seven hits, five went for extra bases, including the two home runs, to account for 16 total bases on the weekend.
- For his efforts, Allen earned Perfect Game National Hitter of the Week and was named to the Collegiate Baseball Newspaper National Player of the Week Honor Roll. **MORE ON PAGE 4**

Starting with a Sweep

- Mississippi State opened the 2019 season with a three-game sweep of Youngstown State, marking the first time since 2015 the Bulldogs swept a series to open a season.
- In all, State has opened a season with a perfect home weekend on 13 occasions since 1990, when most college teams began starting the season with weekend series.
- More recently, State was unblemished on the first weekend of a season at home in 2015 (Cincinnati/Miami (Ohio)), 2013 (Portland), 2011 (Akron/Lamar) and 2010 (Rhode Island).
- Other seasons include; 2007, 2006, 2005, 2004, 2001, 1999, 1995, 1994.
- Of the 30 seasons since 1990, State has opened the year at home on 22 occasions.

Uni Watch

- Mississippi State has six different uniform combinations for the 2019 campaign and below is a look at how they have fared in each garb;
- | | |
|----------------------|-----|
| Black '85s | 2-0 |
| Maroon '85s | 5-1 |
| White '85s | 2-0 |
| White Block State | 3-0 |
| Grey Sleeveless | 1-0 |
| White Pinstripes | 4-0 |
| Grey Pinstripes | 2-1 |
| Alex Wilcox Uniforms | 1-0 |

Lemonis Wins No. 1

- Head coach **Chris Lemonis** earned his first Mississippi State victory in his first game as head coach, joining eight other Bulldog skippers to accomplish the feat.
- Lemonis joins **John Cohen, Jimmy Bragan, Paul E. Gregory, S.L. Robinson, F.P. Plass, S.A. Jehl, S.W. Scales** and **G.C. Creelman**, who each won their first games as the Maroon and White's head coach.
- Ron Polk** won the first game of his second stint as the MSU skipper in 2002. However, Polk dropped his MSU debut, 2-1, to Louisiana Tech in 1976.
- Of the nine coaches to win their first game, Lemonis joins Creelman and Robinson as the only three to start 4-0 or better. Creelman won his first 14 games over five seasons and was 15-0-3 before suffering his first loss, while Robinson started 6-0 in 1919. Lemonis began the season 4-0.

Big League Talent

- Mississippi State is great at turning out major league talent, with 59 Diamond Dawgs reaching the highest level of the sport, but it is also great at keeping student-athletes from the draft.
 - The 2019 roster features eight Bulldogs that have been drafted, including two with multiple selections in the Major League Baseball First Year Player Draft.
 - A complete list is below;
- | Name (Pos.) | Year | Round | Organization |
|----------------------|------|-------|----------------------|
| Tanner Allen (IF/OF) | 2017 | 36th | Chicago Cubs |
| Eric Cerantola (LHP) | 2018 | 30th | Tampa Bay Rays |
| JT Ginn (RHP/IF) | 2018 | 1st | Los Angeles Dodgers |
| Gunner Halter (IF) | 2017 | 22nd | Toronto Blue Jays |
| | 2018 | 26th | Cleveland Indians |
| Josh Hatcher (IF/OF) | 2017 | 39th | Los Angeles Angels |
| Jake Mangum (OF) | 2017 | 30th | New York Yankees |
| | 2018 | 32nd | New York Mets |
| Dustin Skelton (C) | 2016 | 36th | Toronto Blue Jays |
| Ethan Small (LHP) | 2018 | 26th | Arizona Diamondbacks |

Voice of the Diamond Dawgs Enters Year 41

- Long-time MSU radio broadcaster **Jim Ellis** enters his 41st season as the play-by-play announcer for Mississippi State baseball, with his first season having been 1979.
- Ellis is tied for the second-longest tenured broadcaster in the Division I college baseball, trailing only Dave Nitz at Louisiana Tech (45 seasons). Ellis' 41 years are tied with Ole Miss' David Kellum and Southern Miss' John Cox.
- The new Dudy Noble Field features home and visiting radio booths inside the Jim Ellis Radio Suite, named for the iconic "Voice of the Diamond Dawgs."



Mangum's Record Watch

Career Hits - Mississippi State

Player (Seasons)	Hits
1. Jeffrey Rea (2004-07)	335
2. Richard Lee (1995-98)	328
3. Travis Chapman (1997-00)	327
4. Steve Gendron (2001-04)	316
5. Jake Mangum (2016-present)	314
6. Burke Masters (1987-90)	295
7. Matt. Maniscalco (2000-03)	279
8. Tommy Raffo (1987-90)	278
9. Brad Hildreth (1986-89)	275
10. Rafael Palmeiro (1983-85)	268

Career Hits - Southeastern Conference

Player (Seasons)	Hits
1. Eddy Furniss, LSU (1995-98)	352
2. Preston Tucker, Florida (2009-12)	341
Jay Waggoner, Auburn (1992-95)	341
4. Jeffery Rea, Mississippi State (2004-07)	335
5. Taylor Dugas, Alabama (2009-12)	334
6. Blake Dean, LSU (2007-10)	332
7. Richard Lee, Mississippi State (1995-98)	328
8. Travis Chapman, Mississippi State (1997-00)	327
Jason Williams, LSU (1993-96)	327
10. Andy Phillips, Alabama (1996-99)	322
11. Mark Ellis, Florida (1996-99)	319
12. Steve Gendron, Mississippi State (2001-04)	316
13. Jake Mangum, Mississippi State (2016-present)	314
Chris Burke, Tennessee (1999-01)	314
15. Brent Boyd, Alabama (1999-02)	313
16. Todd Walker, LSU (1992-94)	310
17. Mailon Kent, Auburn (1998-01)	309
Joe Caruso, Alabama (1994-97)	309
19. Jeremy Brown, Alabama (1999-02)	307
Blair Barbier, LSU (1997-00)	307
Casey Dunn, Auburn (1996-99)	307
22. Brandon Moore, Auburn (1991-94)	304
23. Todd Faulkner, Auburn (1998-01)	303
24. Dominic de la Osa, Vanderbilt (2005-08)	300

Career Doubles

Player (Seasons)	Doubles
1. Travis Chapman (1997-2000)	71
2. Richard Lee (1995-98)	66
3. Jake Mangum (2016-present)	59
4. Pete Young (1987-89)	56
5. Dan Van Cleve (1981-85)	55
6. Matthew Maniscalco (2000-03)	54
7. John Cohen (1988-90)	53
8. Tommy Raffo (1987-90)	52
Rex Buckner (1990-93)	52
Adam Piatt (1995-97)	52
Connor Powers (2006-10)	52

Career Games Played

Player (Seasons)	Games Played
1. Burke Masters (1987-90)	251
2. Richard Lee (1995-98)	248
Travis Chapman (1997-2000)	248
4. Brad Freeman (1995-98)	246
Matthew Maniscalco (2000-03)	246
6. Steve Gendron (2001-04)	242
7. Rex Buckner (1990-93)	240
8. Brad Hildreth (1986-89)	237
Tracy Echols (1986-87, 89-90)	237
10. Jeffrey Rea (2004-07)	236
---	---
-- Jake Mangum (2016-present)	217

Mangum's Mastery

Mangum Eyes SEC Hits Record

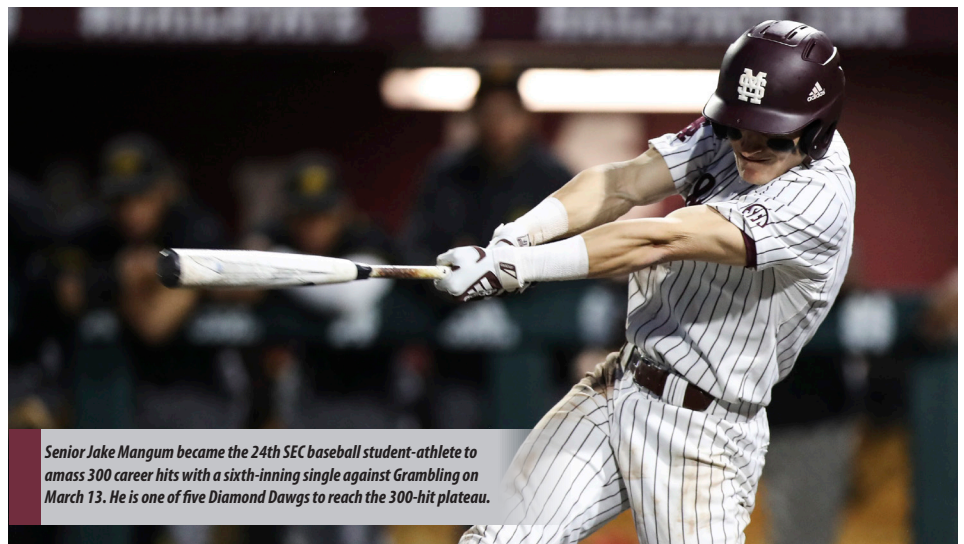
- Senior **Jake Mangum** is just 38 hits shy of tying the SEC career hits record, which currently belongs to LSU's **Eddy Furniss** (352; 1995-98).
- His career total sits at 314 hits, which puts him No. 5 all-time at Mississippi State, trailing Steve Gendron (316; 2001-04) for the No. 4 spot. **MORE ON PAGE 8 SIDE BAR**
- The SEC career hits record will be closely watched by both MSU and LSU fans all season, as Tiger's senior **Antoine Duplantis** has 295 career hits.
- Mangum is just 21 hits away from tying State's career hits record, currently held by **Jeffery Rea** (335; 2004-07), which is No. 3 all-time in SEC history.
- For his career, Mangum averages 1.44 hits per game.
- Below are Mangum's milestone hits;
 - 1st hit - Alcorn State, March 11, 2016
 - 8th career game
 - 100th hit - Indiana State, Feb. 25, 2017
 - 70th career game (62 game between)
 - 200th hit - Southeastern Louisiana, March 14, 2018
 - 144th career game (74 games between)
 - 300th hit - Grambling, March 13, 2019
 - 212th career game (68 games between)

Mangum Goes for 100

- Senior **Jake Mangum** became the fourth Diamond Dawg in program history to collect 100 hits in a season during the 2018 campaign.
- "The Mayor" posted 101 hits, the fourth-most in a single-season in MSU history.
- His 100-hit season was the first since **Adam Frazier** did it during the 2013 campaign, logging a school-record 107 hits.
- The complete list of Bulldogs with 100-plus hits in a season is below;
 - Adam Frazier (107; 2013)
 - Brian Wiese (103; 1998)
 - Tommy Raffo (102; 1989)
 - Jake Mangum (101; 2018)
 - Richard Lee (100; 1997)

Mississippi State is HitU

- With a sixth-inning single against Grambling on March 13, senior **Jake Mangum** joined an exclusive group of Southeastern Conference baseball student-athletes.
 - That hit pushed Mangum into the 300-hit club, making him one of just 24 SEC baseball student-athletes to reach the mark, including one of five Diamond Dawgs.
 - Mangum joins the following MSU student-athletes to post 300 hits;
 - Jeffery Rea (335; 2004-07)
 - Richard Lee (328; 1995-98)
 - Travis Chapman (327; 1997-2000)
 - Steve Gendron (316; 2001-04)
 - Jake Mangum (301; 2016-present)
 - While LSU and Alabama also have five student-athletes among the top 24 all-time hit leaders, State holds the distinction of all five 300-hit club members ranking in the top-15.
 - With Rea, Lee, Chapman, Gendron and Mangum each sitting among the top-15 in SEC career hits, no other SEC school has more than three. Alabama and LSU each have three, Florida has two, while Auburn and Tennessee have one apiece.
- MORE ON PAGE 8 SIDE BAR**



Senior **Jake Mangum** became the 24th SEC baseball student-athlete to amass 300 career hits with a sixth-inning single against Grambling on March 13. He is one of five Diamond Dawgs to reach the 300-hit plateau.



Nothing Small About It

Raking in the Ks

- Redshirt-junior **Ethan Small** became just the 18th Mississippi State pitcher to record at least 100 strikeouts in one season during the 2018 campaign and is quickly closing in on the century mark in 2019.
- Small opened the 2019 campaign with a then-career-high 11 strikeouts versus Youngstown State, including the first five batters he faced.
- He followed that up with a career-best 13 strikeouts in seven one-hit innings against No. 21 Southern Miss. He didn't walk a batter for the second-straight contest.
- Small added double-digit strikeout performances versus Maine (10) on March 8 and at No. 4 Florida (11) on March 15.
- Overall, Small has 193 career punch outs in 38 appearances.
- After missing the 2017 season due to injury, Small sat down 122 batters via strikeout in 2018, the seventh-highest total in State history. **MORE ON PAGE 9 SIDE BAR**
- Only five Bulldogs have ever posted multiple 100-plus strikeout seasons in program history: **Jeff Brantley** (1984, 85), **Eric DuBose** (1995, 96, 97), **Matt Ginter** (1998, 99), **Konnor Pilkington** (2017, 18) and **B.J. Wallace** (1991, 92).

K to BB

- While the strikeout numbers have been impressive for redshirt-junior **Ethan Small**, he has also held down the walk numbers throughout his career.
- In 141 2/3 career innings pitched, Small has walked only 48 batters to 193 strikeouts. That equates into a 4.01 K-to-BB ratio.
- To start the 2019 campaign, Small went 80-straight plate appearances before issuing his first walk.

Small Owns Two National POTW Honors

- Redshirt-junior **Ethan Small** has earned a pair of National Player of the Week recognitions during the 2019 season, grabbing Weekly Honor Roll accolades from Collegiate Baseball Newspaper each time. **MORE ON PAGE 4**
- His first honor came after striking out a career-high 13 batters in his week two start versus No. 21 Southern Miss. The left-hander allowed just one hit and hit a batter, with neither advancing to second base.
- Small's second honor came after an 11-strikeout outing against No. 4 Florida in Gainesville. The left-hander tossed six innings and allowed just two hits to earn his second-straight victory. He struck out at least one batter in each of his six innings, with multiple Ks in five of those frames.

Small's Record Watch

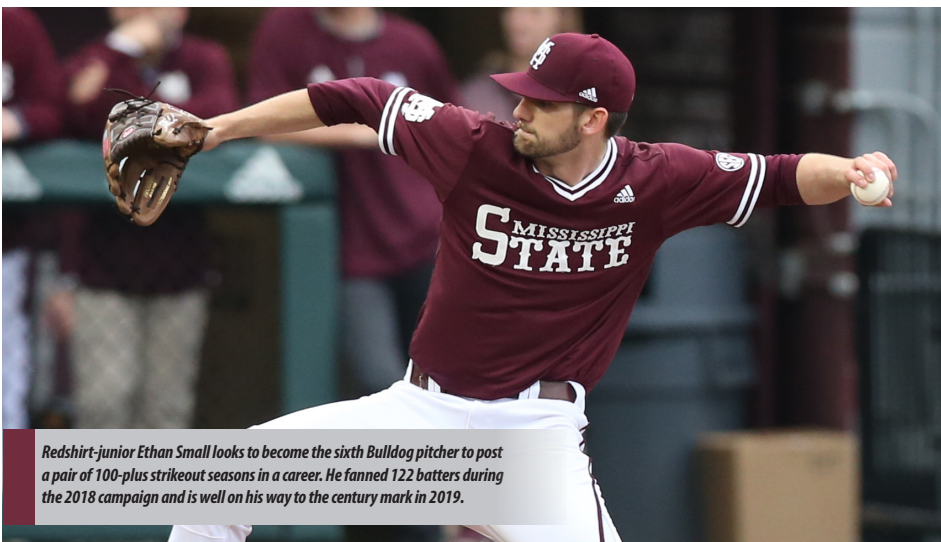
100-plus Strikeout Seasons

Player (Season)	Strikeouts
1. Eric DuBose (1996)	174
2. B.J. Wallace (1992)	145
Eric DuBose (1997)	145
4. Gary Rath (1994)	141
5. Jeff Brantley (1985)	136
6. Chris Stratton (2012)	127
7. Ethan Small (2018)	122
8. Hank Thoms (1999)	121
9. Jeff Brantley (1984)	115
Dakota Hudson (2016)	115
11. Konnor Pilkington (2017)	111
12. Eric DuBose (1995)	109
13. Jon Harden (1992)	108
Matt Ginter (1999)	108
15. Konnor Pilkington (2018)	107
16. B.J. Wallace (1991)	104
17. Frank Montgomery (1962)	102
18. Paul Maholm (2003)	101
Carlton Loewer (1993)	101
20. Matt Ginter (1998)	100
Jacob Lindgren (2014)	100
Ken Kurtz (1979)	100

Career Strikeouts

Player (Seasons)	Strikeouts
1. Eric DuBose (1995-97)	428
2. Jeff Brantley (1982-85)	364
3. Chris Stratton (2010-12)	279
4. Paul Maholm (2001-03)	273
5. B.J. Wallace (1990-92)	271
6. Matt Ginter (1996-99)	269
7. Mike Proffitt (1969-72)	265
8. Don Robinson (1975-78)	262
9. Carlton Loewer (1992-94)	261
10. Konnor Pilkington (2016-18)	260

-- Ethan Small (2016-present)	193



Redshirt-junior Ethan Small looks to become the sixth Bulldog pitcher to post a pair of 100-plus strikeout seasons in a career. He fanned 122 batters during the 2018 campaign and is well on his way to the century mark in 2019.



State to The Show

Diamond Dawgs Playing in Major League Baseball

Name (Yrs. at MSU)	Pos.	Organization
Adam Frazier (2011-13)	IF	Pittsburgh Pirates
Jonathan Holder (2010-13)	RHP	New York Yankees
Dakota Hudson (2014-16)	RHP	St. Louis Cardinals
Jacob Lindgren (2012-14)	RHP	Atlanta Braves *
Mitch Moreland (2005-07)	IF	Boston Red Sox
Chris Stratton (2010-12)	RHP	San Francisco Giants
Hunter Renfro (2011-13)	RF	San Diego Padres
Brandon Woodruff (2012-14)	L/RP	Milwaukee Brewers

* - Spent the 2018 season on the disabled list.

Diamond Dawgs in Minor League Baseball

Name (Yrs. at MSU)	Pos.	Organization (Level)
Jacob Billingsley (2014-18)	RHP	Houston Astros (A)
Ben Bracewell (2010-14)	RHP	Oakland Athletics (AA)
Daniel Brown (2015-16)	LHP	Milwaukee Brewers (A)
Gavin Collins (2014-16)	C	Cleveland Indians (A)
J.P. France (2018)	RHP	Houston Astros (A)
Kendall Graveman (2010-13)	RHP	Oakland Athletics (AAA)
Ryan Girdley (2015-2017)	IF	Oakland Athletics (A)
Zac Houston (2014-16)	RHP	Detroit Tigers (AAA)
Reid Humphreys (2014-16)	RHP	Colorado Rockies (AA)
Jack Kruger (2016)	C	Los Angeles Angels (AA)
Nathaniel Lowe (2016)	IF	Tampa Bay Rays (AAA)
Zach Neff (2018)	LHP	Minnesota Twins (A)
Rafael Palmeiro (1983-85)	---	Cleburne (Ind.)
Konnor Pilkington (2016-18)	LHP	Chicago White Sox (R)
Jacob Robson (2013-16)	CF	Detroit Tigers (AAA)
Brent Rooker (2014-2017)	IF	Minnesota Twins (AA)
Austin Sexton (2014-16)	RHP	St. Louis Cardinals (A)
Hunter Stovall (2016-18)	IF	Colorado Rockies (R)

Diamond Dawgs Coaching in Professional Baseball

Name (Yrs. at MSU)	Organization	Team (Level)
Travis Chapman (1997-2000)	New York Yankees	Scranton Wilkes-Barre (AAA)
Chris Maloney (1982-83)	Atlanta Braves	Mississippi (AA)
Chris YouAZ±*E		
2c (2000-02)	Philadelphia Phillies	Philadelphia (MLB)

Diamond Dawgs Working in Professional Baseball

Name (Yrs. at MSU)	Organization	Role
Jeff Brantley (1982-85)	Cincinnati Reds	Broadcaster
Will Clark (1983-85)	San Francisco Giants	Special Assistant

NOTE: Affiliations and minor league levels are based off of where the player ended the 2018 season.

'Penning It Down

Gordon's Scoreless Streak

- Graduate **Cole Gordon** nearly equaled the MSU record for consecutive scoreless innings pitched, as he ran a streak of 25 innings without giving up a run.
- Gordon's streak was just shy of **Jonathan Holder's** 27 1/3 innings of scoreless work during the 2012 season.
- The streak began with a scoreless ninth inning against Oklahoma in the fourth game of the 2018 Tallahassee Regional and ended with a one-out sacrifice fly versus Maine on March 10, 2019.
- During the stretch, Gordon has accomplished the following; vs. Oklahoma (6/3): 6.0 IP, 7 H, 4 R, 2 BB, 10 K - **Win**
The final inning was scoreless, with 3K, 1 HPB, 1 BB at Vanderbilt (6/8): 3.1 IP, 1 H, 1 BB, 3 K at Vanderbilt (6/10): 3.2 IP, 2 H, 3 BB, 7 K vs. Washington (6/16): 0.1 IP, 1 H vs. North Carolina (6/19): 3.0 IP, 1 H, 2 K - **Save** vs. Oregon State (6/23): 4.1 IP, 1 H, 3 K Youngstown State (2/15): 1.0 IP, 2 K - **Win** UAB (2/20): 2.0 IP, 2 H, 1 BB, 4 K - **Save** Southern Miss (2/24): 2.0 IP, 3 BB, 2 K - **Win** vs. Sam Houston State (3/1): 1.0 IP, 1 H, 1 K - **Save** vs. Texas Tech (3/2): 1.0 IP, 2 K - **Save** East Carolina (3/5): 1.0 IP, 4 K - **Save** Maine (3/8): 1.0 IP, 2 K
- During the streak, Gordon allowed nine hits, nine walks and hit one batter. He struck out 35 to go along with a 3-0 record and five saves in the 10 appearances.
- Along with his work on the mound, Gordon also wears the SEC Graduate patch, signifying an SEC student-athlete that has already completed their degree.
- He owns degrees in business administration and marketing. Gordon is currently working towards his MBA.

A Trusty 'Pen

- Everyone needs a trust pen. Be it for note taking, making a grocery list or, as a head baseball coach, somewhere you can go to get big outs late in games.
- Through 22 games, the Mississippi State bullpen has been just that for head coach **Chris Lemonis** and pitching coach **Scott Foxhall**, posting a 2.00 ERA.
- The 'pen has posted eight wins and collected eight saves. Twelve relievers have racked up 94 2/3 innings to help the Dawgs to an 20-2 record. **MORE ON PAGE 7 & 13**
- Twelve different relievers have combined to allow just 21 earned runs on 62 hits. The group owns 123 strikeouts and 31 walks.
- Graduate student **Cole Gordon** is 2-0 with six save in a team-best 10 appearances. He owns 21 strikeouts in 12 innings of work.
- Freshman **Brandon Smith** hasn't factored into a decision yet, but he has made 10 appearances and owns a 1.32 ERA in 13 2/3 innings. He has 14 strikeouts and two walks.
- Junior **Colby White** has thrown one inning in each of his nine appearances, with 14 strikeouts and zero walks. He has allowed five hits and one run.

Pen Production

Below is a listing of decisions (win or loss), holds and saves from the Mississippi State bullpen in 2019.

NOTE: A hold occurs when a relief pitcher enters the game in a save situation and maintains the team's lead, while recording at least one out. In order for a pitcher to be credited with a hold one of two conditions must be met: 1) He enters with a lead of three runs or less and maintains that lead while recording at least one out. 2) He enters the game with the tying run on-deck, at the plate or on the bases, and records an out.

Opponent (Date)	Result	Pitcher	Line
UAB (2/20)	Win (1)	Self, Riley	1.0 IP, 1 BB
UAB (2/20)	Save (1)	Gordon, Cole	2.0 IP, 2 H, 1 BB, 4 K
Southern Miss (2/22)	Loss (1)	Barlow, Trysten	1.0 IP, 1 R, 1 ER, 1 BB, 1 K
Southern Miss (2/24)	Win (1)	Gordon, Cole	2.0 IP, 3 BB, 2 K
vs. Sam Houston State (3/1)	Win (1)	Barlow, Trysten	0.1 IP, 1 K
vs. Sam Houston State (3/1)	Save (2)	Gordon, Cole	1.0 IP, 1 H, 1 K
vs. Texas Tech (3/2)	Hold (1)	White, Colby	1.0 IP, 2 K
vs. Texas Tech (3/2)	Save (3)	Gordon, Cole	1.0 IP, 2 K
East Carolina (3/5)	Hold (1)	Eagan, Jack	1.0 IP, 1 H
East Carolina (3/5)	Hold (1)	Plumlee, Peyton	3.0 IP, 1 H, 1 R, 1 ER, 1 BB, 4 K
East Carolina (3/5)	Hold (1)	Barlow, Trysten	1.0 IP, 1 H, 3 K
East Carolina (3/5)	Hold (2)	White, Colby	1.0 IP, 1 K
East Carolina (3/5)	Save (4)	Gordon, Cole	1.0 IP, 4 K
Arkansas-Pine Bluff (3/6)	Hold (1)	Self, Riley	2.0 IP, 1 H, 1 K
Arkansas-Pine Bluff (3/6)	Hold (1)	Price, Spencer	1.0 IP, 2 BB
Arkansas-Pine Bluff (3/6)	Hold (1)	Smith, Brandon	1.0 IP, 1 H, 1 K

Opponent (Date)	Result	Pitcher	Line
Maine (3/8-1)	Save (1)	Liebelt, Jared	3.0 IP, 4 H, 1 R, 1 ER, 3 K
Maine (3/8-2)	Hold (2)	Smith, Brandon	1.0 IP, 2 K
Maine (3/10)	Win (1)	White, Colby	1.0 IP, 1 K
Maine (3/10)	Save (5)	Gordon, Cole	1.0 IP, 2 H, 1 R, 1 ER, 1 BB
Grambling (3/13)	Win (3)	Cerantola, Eric	2.0 IP, 1 R, 0 ER, 3 BB, 4 K
at Florida (3/15)	Hold (1)	Liebelt, Jared	1.0 IP, 1 K
at Florida (3/15)	Hold (3)	White, Colby	1.0 IP, 2 H, 1 R, 1 ER
at Florida (3/16)	Save (2)	Liebelt, Jared	2.2 IP, 1 H, 1 R, 1 ER, 2 K
Little Rock (3/19)	Win (1)	Eagan, Jack	1.1 IP, 1 BB, 3 K
Little Rock (3/19)	Hold (3)	Smith, Brandon	4.0 IP, 1 H, 1 BB, 5 K
at Samford (3/20)	Win (1)	Spring, Tyler	2.0 IP, 1 H, 3 K
at Samford (3/20)	Hold (2)	Barlow, Trysten	1.0 IP, 1 K
at Samford (3/20)	Hold (4)	White, Colby	1.0 IP, 1 H, 2 K
at Samford (3/20)	Save (6)	Gordon, Cole	1.0 IP, 3 K



Dudy Noble Field

Biography

The largest on-campus facility in college baseball, Dudy Noble Field will see the 53rd season of Mississippi State baseball at its current site in 2019. With nearly 1,600 games played at the venue, the Diamond Dawgs bring a .726 winning percentage into the brand new \$68-million facility.

The field is named in honor of longtime MSU baseball coach, athletics director and ABCA Hall of Famer Clarke Randolph "Dudy" Noble. On April 27, 1998 the facility was renamed Dudy Noble Field, Polk-DeMent Stadium, honoring another ABCA Hall of Famer, former Bulldog skipper Ron Polk, and the late Gordon DeMent, a successful businessman and longtime fan of the Diamond Dawgs from Indianola, Mississippi.

The Origin

From 1929 until 1964, Mississippi State hosted its baseball games at the original on-campus venue, Hardy Field, which was located several hundred yards to the south of the Bulldogs' home football venue, Davis Wade Stadium at Scott Field. The baseball field was closed following the 1964 season to make way for the construction of Dorman Hall and for the next two seasons the Diamond Dawgs played their home games at Redbird Park in Columbus, Mississippi, capturing SEC titles both seasons at their temporary home.

The tin-roofed grandstand and 2,000-seat bleachers from the original Dudy Noble Field were transported to the stadium's present site, which became playable for the 1967 season. Since that time, facility enhancements have followed at a steady pace to make the "Carnegie Hall of College Baseball" one of the finest all-around facilities on the road to Omaha. Among with numerous upgrades, the current site has seen two complete demolitions and reconstructions, the latest occurring during a three-year span from 2017-2019 and opening prior to the start of the 2019 campaign.

Leading the Attendance Boom

With a laundry list of legendary names on its all-time roster, it comes as no surprise that Mississippi State ranks among the nation's attendance leaders year in and year out. The Dudy Noble Field faithful have sold out the reserved seating allotment every season since 1987.

Along with routinely hosting some of the largest crowds in the SEC, nine of the last 11 three-day Super Bulldog Weekend series have drawn more than 25,000 fans.

MSU eclipsed the 200,000 mark in paid attendance at Dudy Noble Field for six-straight seasons between 2012-17, marking the first such occurrence in the program's history. In 2013, the Diamond Dawgs' five-millionth fan walked through the turnstiles at Dudy Noble Field. Since home attendance figures were charted starting in 1976, the "Carnegie Hall of College Baseball" has seen 6,250,621 fans rush through the gates.

In 18 of the last 19 seasons, Mississippi State has averaged 6,000 fans per game, including a record average of 8,127 during the 2014 campaign. Overall, State has eclipsed the 200,000-fan mark 11 times since 2002, with a school-record 302,558 viewing the 2016 home schedule.

Of the top 25 all-time college baseball on-campus attendances, Dudy Noble Field finds itself on the list 17 times, most notably owning the all-time on-campus attendance record of 15,586 on April 12, 2014. The Bulldogs own 14 of the top 15 marks in NCAA on-campus history and are the only NCAA baseball program to boast on-campus attendances of 14,000 or more. The four largest NCAA Super Regional crowds have assembled in Starkville, Mississippi, as well.

From April 11-13, the Bulldog faithful flooded the gates at Dudy Noble Field to the tune of 39,181 fans for a three-game series versus Ole Miss. The nearly 40,000 fans on the weekend set an NCAA on-campus attendance record for a three-game series.

Dudy Noble Field has ushered in crowds of 10,000 or better 49 times, including 2007 NCAA Super Regional-record draws of 13,715 and 12,620 for nationally-televised, late-morning games against Clemson. With the stadium

under construction in 2018, State added a 10,000-plus crowd to the tally, drawing 10,147 fans for the final date against Arkansas on April 21.

Mississippi State has hosted 23 postseason events at the facility, including three NCAA District III Tournaments (1973, 74 & 75), five SEC tournaments (1979, 1981, 1983, 1988 & 1995), 13 NCAA Regionals (1979, 1984, 1985, 1987, 1988, 1989, 1990, 1992, 1997, 2000, 2003, 2013 & 2016) and a pair of NCAA Super Regionals (2007 & 2016).

The Left Field Lounge

The aura of Mississippi State baseball at Dudy Noble Field is certainly not confined to the loyal legions in the impressive grandstand, pro-style luxury sky suites or luxurious Left Field Lofts.

In fact, some of the more highly-prized seats at Bulldog Baseball games are found beyond the outfield fence in the Left Field Lounge™. Waiting lists greet those seeking to purchase one of the 96 outfield lounges in the iconic two-level outfield tailgate.

Once a colorful assortment of pickup trucks, motor homes, and trailers — most equipped with barbecue grills — lined the outfield fence, completing a circle of humanity at Dudy Noble Field. Now, the permanent lounge spaces are connected to the concourse, allowing everyone to stroll through and experience the iconic lounge culture.

What began in the late 1960s as a popular gathering spot for baseball-loving MSU supporters now forms college baseball's largest tailgate party.

The "New Dude"

The second demolition at the current site occurred following the 2017 season and the \$68 million facility opened its gates for the 2019 campaign. Architect Wier Boerner Allin, along with consultants Populous and famed stadium architect/State alum Janet Marie Smith designed the project, while construction manager ICM and general contractor JESCO Construction, Inc. oversaw the construction.

Covering 12 acres of land on the Mississippi State University campus, the 230,000 square foot facility carries on Dudy Noble Field's legacy as the "Carnegie Hall of College Baseball." Installation of the second largest scoreboard in college baseball, measuring 43 feet wide by 60 feet high, started the project in 2017. The board, which was the largest in college baseball upon installation, is larger than boards owned by three Major League Baseball teams. The addition of 96 permanent Left Field Lounge rigs encircling the outfield followed during the fall of 2018.

The concourse and lower-level grandstands were in place for the 2018 season, with the Diamond Suites, upper-deck reserved seating area and three unique club areas — Farm Bureau Triple Crown Club, Charlie and Dana Stephenson Omaha Club and The Rooftop Club — were completed prior to the 2019 campaign. The newest version of Dudy Noble Field also features increased restroom facilities and concession points of sale.

The player spaces also received an upgrade, expanding to cover 18,000 square feet underneath the facility. The fully-equipped Bruce and Julie Martin Locker Room includes an embedded equipment room, houses 40 wooden lockers and features an oversized, dimensional halo-lit '85 Script Mississippi State sign is suspended overhead in the middle of the room.

The more spacious locker room includes an attached training room with whirlpool and fully-functional fueling station. The Mitch Moreland Hitting Tunnel, which is equipped with HitTrax, and Turner & Gloria Wingo Team Lounge are easily accessed from the home dugout, with the eye-popping player entrance and Hassell H. Franklin Omaha Room greeting players as they enter the facility. The Pitching Lab is also housed under the stadium, featuring arm care and conditioning equipment, one oversized turfed mound with three pitching rubbers and state of the art video equipment.

Top-25 Crowds

	Attendance	Opponent	Date
1.	15,586 *	Ole Miss	April 12, 2014
2.	15,078	Texas A&M	April 16, 2016
3.	14,991	Florida	April 22, 1989
4.	14,562	Auburn	April 20, 2013
5.	14,378	LSU	April 16, 1988
6.	13,761	Arkansas	April 25, 1992
7.	13,715 #	Clemson	June 9, 2007
8.	13,691	Kentucky	April 8, 2017
9.	13,617	Georgia	April 8, 2006
10.	13,452 #	Arizona	June 11, 2016
11.	13,224	Ole Miss	April 11, 2014
12.	13,123	Ole Miss	April 15, 2000
13.	13,004	Florida	April 18, 2015
14.	12,913 #	Arizona	June 10, 2016
15.	12,708	Auburn	April 24, 1993
16.	12,620 #	Clemson	June 8, 2007
17.	12,360	Georgia	April 6, 2002
18.	11,763	Auburn	April 12, 2003
19.	11,515	Ole Miss	April 2, 2016
20.	11,496 ^	Florida State	May 27, 1990
21.	11,201	Florida	April 8, 2011
22.	11,174	Florida	April 13, 1991
23.	11,127 ^	South Alabama	May 26, 2000
24.	11,124 ^	South Alabama	June 1, 2013
25.	11,102 ^	Central Arkansas	May 31, 2013

* - NCAA on-campus attendance record

^ - NCAA Regional

- NCAA Super Regional

NOTE: Mississippi State owns 49 crowds of 10,000-plus in the history of the program. The top seven (7) crowds in Dudy Noble Field history are also the top seven (7) on-campus crowds in NCAA history.



Going Yard

Below is a listing of all of the home runs for the 2019 season, including expanded data for those home runs that MSU hits at home.

Gm	Name	Inn.	On Base	Exit Velocity	Launch Angle	Distance
1	Tanner Allen	6	1	97	32	369 feet
1	Elijah MacNamee	8	2	97	31	365 feet
2	Tanner Allen	2	2	97	29	365 feet
3	Justin Foscue *	2	--	101	30	375 feet
3	Hayden Jones	5	--	104	31	400 feet
6	Justin Foscue *	2	--	99	27	376 feet
6	Dustin Skelton	5	1	101	29	402 feet
6	Dustin Skelton *	7	--	97	27	397 feet
8	Marshall Gilbert *	3	--	102	29	375 feet
8	Justin Foscue	3	1	101	21	372 feet
9	Justin Foscue	1	4	102	27	397 feet
9	Gunner Halter *	2	--	96	22	323 feet
14	Jordan Westburg	5	2	104	22	410 feet
15	Dustin Skelton	2	1	101	28	385 feet
16	Dustin Skelton	4	--	103	36	381 feet
16	Justin Foscue	5	2	98	36	360 feet
17	Elijah MacNamee	5	3	95	30	380 feet
18	Justin Foscue *	5	--	--	--	--
19	Jake Mangum ^	1	--	--	--	--
19	Tanner Allen *	4	--	--	--	--
19	Elijah MacNamee	6	--	--	--	--

21 total home runs in 2019

(* - Home run led off an inning | ^ - Leadoff home run (bottom/top 1st)

The Last Time...

- SEC Tournament | % - NCAA Regional | ^ - NCAA Super Regional | S - College World Series

A MISSISSIPPI STATE TEAM...

Won 15+ Consecutive Games	17 - Feb. 15-March 8, 2013
Won 10+ Consecutive Games	14 - Feb. 23-March 16, 2019
Won 10+ Consecutive SEC Games	12 - April 30-May 25, 2016
Won 5+ Consecutive SEC Games	6 - March 24-April 1, 2017
Lost 5+ Consecutive Games	6 - May 7-16, 2015
Lost 5+ Consecutive SEC Games	6 - May 7-16, 2015
Swept a Three-Game Series	Maine; March 8-10, 2019
at Home	Maine; March 8-10, 2019
on The Road	at Ole Miss; March 30-April 1, 2017
Swept a Non-Conference Three-Game Series	Maine; March 8-10, 2019
at Home	Maine; March 8-10, 2019
on The Road	at Hawaii-Hilo; 1985
Swept a Three-Game SEC Series	Florida; May 17-19, 2018
at Home	Florida; May 17-19, 2018
on The Road	at Ole Miss; March 30-April 1, 2017
Was Swept in a Three-Game Series	Vanderbilt; March 16-18, 2018
at Home	Vanderbilt; March 16-18, 2018
on The Road	at Southern Miss; Feb. 16-18, 2018
Was Swept in a Three-Game Non-Conference Series	at Southern Miss; Feb. 16-18, 2018
at Home	Southeastern Louisiana; Feb. 26-28, 2010
on The Road	at Southern Miss; Feb. 16-18, 2018
Was Swept in a Three-Game SEC Series	Vanderbilt; March 16-18, 2018
at Home	Vanderbilt; March 16-18, 2018
on The Road	at Arkansas; March 17-19, 2017
Played An Extra-Inning Game	L, 0-1 (10 innings) - Southern Miss; Feb. 22, 2019
Won An Extra-Inning Game	W, 10-6 (11 innings) - at Vanderbilt; June 10, 2018 ^
Lost An Extra-Inning Game	L, 0-1 (10 innings) - Southern Miss; Feb. 22, 2019
Played Consecutive Extra-Inning Games	May 4-5, 2018; at Alabama, W, 14-12 (10 innings) and L, 3-4 (10 innings)
Won Consecutive Extra-Inning Games	May 10-11, 2014; Tennessee, W, 1-0 (10 innings) and W, 4-3 (12 innings)
Won on a Walk-Off	W, 4-3 - Southern Miss, Feb. 24, 2019
	Tanner Allen RBI double in the ninth inning
Won Consecutive Games Via A Walk-Off	May 10-11, 2014; Tennessee, W, 1-0 (10 innings) and W, 4-3 (12 innings)
	Seth Heck RBI single in the 10th inning
	Cody Walker bases loaded walk in the 12th inning

A MISSISSIPPI STATE OFFENSE...

Scored 30+ Runs	32 - Jackson State; April 29, 1988
Scored 25+ Runs	27 - Alcorn State; April 20, 2010
Scored 20+ Runs	27 - Alcorn State; April 20, 2010
Scored 15+ Runs	15 - Little Rock; March 19, 2019
Scored 10+ Runs In An Inning	11 (8th) - Youngstown State; Feb. 15, 2019
Scored 9+ Runs In An Inning	11 (8th) - Youngstown State; Feb. 15, 2019
Scored 8+ Runs In An Inning	8 (6th) - Little Rock; March 19, 2019
Had 30+ Hits	30 - Kentucky; 4/30/1989
Had 25+ Hits	26 - Little Rock; Feb. 28, 1999
Had 20+ Hits	20 - at Kentucky; May 13, 2018
Had 6+ Home Runs	6 - at UAB; March 18, 2008
Had 5+ Home Runs	5 - Alabama; May 2, 2009
Hit Back-To-Back Home Runs	5th Inning, Cole Gordon (2R HR)/Tanner Poole (Solo) - Morehead State; February 21, 2017
Hit Back-To-Back-To-Back Home Runs	8th Inning, Russ Sneed (2R HR)/Connor Powers (Solo)/Ryan Duffy (Solo); Alabama, May 3, 2009
Had 3+ Triples	3 - Southern Cal; March 14, 2004
Had 8+ Doubles	8 - at Auburn; May 14, 2016
Had 7+ Doubles	8 - at Auburn; May 14, 2016
Had 6+ Doubles	6 - at Florida-1; March 16, 2019
Had 10+ Walks	11 - Columbia; March 13, 2017
Had 9+ Stolen Bases	10 - Arkansas-Pine Bluff; March 18, 2017
Had 8+ Stolen Bases	10 - Arkansas-Pine Bluff; March 18, 2017
Didn't Strikeout in a Game	0 - Jackson State; Feb. 26, 2019
Had Two or Fewer Strikeouts	2 - Youngstown State; Feb. 15, 2019
Was Shut Out	Southern Miss (0-1); Feb. 22, 2019
at Home	Southern Miss (0-1); Feb. 22, 2019
on The Road	at LSU (0-4); March 31, 2018
Back-To-Back Games	Auburn (0-5, 0-4); March 27-28, 2015
Three-Straight Games	vs. Southern Miss (0-3); March 24, 2018 and Auburn (0-5, 0-4); March 27-28, 2015

Hit It Hard

Below is a listing of the top-10 hardest hit balls by MSU in 2019.

Exit Velocity	Name	Opponent	Result
109.9	Jordan Westburg	Youngstown State (2/15)	Single
109.3	Jordan Westburg	Southern Miss (2/23)	Single
108.9	Jordan Westburg	Southeastern La. (2/27)	Ground Out
106.6	Justin Foscue	Maine (3/10)	Ground Out
106.0	Jordan Westburg	vs. Texas Tech (3/2)	Double
105.9	Justin Foscue	Maine (3/8)	Ground Out
105.6	Hayden Jones	Maine (3/8)	Double
105.5	Jordan Westburg	Little Rock (3/19)	Single
105.3	Landon Jordan	Jackson State (2/26)	Line Out
105.3	Justin Foscue	Arkansas-Pine Bluff (3/6)	Single
105.3	Justin Foscue	UAB (2/20)	Single



A MISSISSIPPI STATE PITCHING STAFF...

Held Opponent To 1 Hit	Akron; Feb. 18, 2011
Held Opponent To 2 Hits	Southeastern Louisiana; Feb. 27, 2019
Struck Out 20+ Batters	Not Since At Least 2004
Struck Out 15+ Batters	16 - Southern Miss; Feb. 22, 2019
Did Not Issue A Walk	at Florida-1; March 16, 2019
Shut Out An Opponent	Southeastern Louisiana; Feb. 27, 2019
at Home	Southeastern Louisiana; Feb. 27, 2019
on The Road	at Auburn; May 13, 2016 (4-0)
Neutral Site Game	vs. Washington; June 16, 2018 S
Postseason Game	vs. Washington; June 16, 2018 S
Recorded Back-To-Back Shutouts	2016 (Nicholls State, Feb. 28 [8-0] and Alcorn State, March 1 [14-0])
Shut Out An SEC Opponent	vs. Georgia; May 24, 2017 (3-0) #
At Home	Arkansas; May 19, 2016 (7-0)
On The Road	at Auburn; May 13, 2016 (4-0)

A MISSISSIPPI STATE BATTER HAD...

Hit for the Cycle	Brad Freeman; South Alabama, Feb. 17, 1998
Walk-Off Hit	Tanner Allen; Southern Miss; Feb. 24, 2019
8+ At-Bats	.8 - Adam Frazier & Brett Pirtle; vs. Missouri, May 21, 2013 #
6+ Hits	.6 - Adam Frazier; at Virginia, June 8, 2013
5+ Hits	5 - Jake Mangum; Little Rock, March 19, 2019
4+ Hits	5 - Jake Mangum; Little Rock, March 19, 2019
2+ Hits In An Inning	Tanner Allen (1B, 2B - 6th inning); Little Rock, March 19, 2019
5+ Runs	.5 - Jon Knott; Little Rock, Feb. 28, 1999
4+ Runs	4 - Jake Mangum & Gunner Halter; Grambling, March 13, 2019
3+ Doubles	3 - Tanner Allen; vs. Samford, June 3, 2018 %
2+ Triples	2 - C.T. Bradford; at Arizona, March 9, 2014
3+ Home Runs	3 - Brent Rooker; vs. Kentucky, April 8, 2017
2+ Home Runs	2 - Dustin Skelton; Southern Miss, Feb. 23, 2019
Inside-The-Park Home Run	Cody Brown; vs. Kentucky, April 7, 2017
Pinch Hit Home Run	Cole Gordon; vs. South Alabama, June 4, 2017
Leadoff Home Run (Top or bottom of 1st inning)	Jake Mangum (Top 1st); at Florida-1, March 16, 2019
Walk-Off Home Run	Elijah MacNamee (2-run HR); at Vanderbilt, June 8, 2018
Hit a Grand Slam	Elijah MacNamee; Grambling, March 13, 2019
Multiple Grand Slams	Never
A Pinch Hit Grand Slam	Never
10+ RBIs	11 - Jason Nappi; at UAB, March 18, 2008
9+ RBIs	.9 - Ryan Duffy; vs. Jackson State, April 6, 2010
8+ RBIs	8 - Brent Rooker; vs. Indiana State, Feb. 24, 2017
7+ RBIs	7 - Jordan Westburg; vs. North Carolina, June 19, 2018 S
10+ Total Bases	13 - Brent Rooker; vs. Kentucky, April 8, 2017
4+ Walks	.4 - Seth Heck; vs. Marshall, Feb. 21, 2015
3+ Walks	3 - Elijah MacNamee; at Samford, March 20, 2019
4+ Stolen Bases	4 - Derrick Armstrong; vs. Michigan State, March 1, 2014
3+ Stolen Bases	3 - Brent Rooker; vs. Arkansas-Pine Bluff, March 14, 2017
Stole Home	Hunter Stovall; vs. Alcorn State, March 1, 2016
3+ Hit By Pitches	3 - Jordan Westburg; Youngstown State-2, Feb. 16, 2019

A MISSISSIPPI STATE PITCHER HAD...

A Perfect Game	J.T. Peatross; Mississippi College (1-0), 1918
A No-Hitter	Gene Morgan; at Hawaii-Hilo (2-0), April 6, 1985
A Complete Game	Jacob Billingsley; at Southern Miss (8-1), June 6, 2017 %
Complete-Game 1-Hitter	Unknown
Complete-Game 2-Hitter	Ricky Bowen; vs. Ole Miss, March 16, 2008
Consecutive Complete Games	Dakota Hudson; 2016 (at Auburn (4-0), May 13 and Arkansas (7-0), May 19)
A Complete-Game Shutout	Dakota Hudson; vs. Arkansas (7-0), May 19, 2016
at Home	Dakota Hudson; vs. Arkansas (7-0), May 19, 2016
on The Road	Dakota Hudson; at Auburn (4-0), May 13, 2016
SEC Game	Dakota Hudson; vs. Arkansas (7-0), May 19, 2016
as a Freshman	Scott Tanksley; vs. Mississippi College (6-0), April 20, 1993
Postseason Game	B.J. Wallace; vs. Nicholls State (1-0), May 21, 1992 %
15+ Strikeouts	.17 - Chris Stratton; at LSU, March 16, 2012
10+ Strikeouts	11 - JT Ginn; at Florida-1, March 16, 2019
Recorded Two Saves In One Day	Trevor Fitts; vs. Marshall and Alabama A&M, Feb. 22, 2015

A MISSISSIPPI STATE DEFENSE...

Turned 5+ Double Plays	5 - San Diego, March 8, 2015
Turned 4+ Double Plays	5 - San Diego, March 8, 2015
Turned A Triple Play	Auburn-Montgomery, March 9, 1991
Had 5+ Errors	5 - at Vanderbilt, March 18, 2011
Threw Out 3 Base Runners	.3 - Gavin Collins; Eastern Illinois, March 1, 2014

Pitching Potables

Record By Starter

Pitcher	Starts	Team Record
Cerantola, Eric	3	3-0
Ginn, JT	5	5-0
James, Keegan	5	4-1
Plumlee, Peyton	4	4-0
Small, Ethan	5	4-1

Quality Starts

Pitcher	Starts	Quality Starts	Steak
Cerantola, Eric	3	--	--
Ginn, JT	5	3	--
James, Keegan	5	--	--
Plumlee, Peyton	4	1	--
Small, Ethan	5	4	4

Starting Pitcher Run Support

Pitcher	Starts	Runs *	Runs Per Start
Cerantola, Eric	3	46	15.3
Ginn, JT	5	41	8.2
James, Keegan	5	27	5.4
Plumlee, Peyton	3	39	11.0
Small, Ethan	5	34	6.8

* - Runs are based on total runs scored by the team in each pitchers starts, not just runs scored while the starting pitcher is in the game.



Season Statistics

Record: 20-2 Home: 15-1 Away: 3-1 Neutral: 2-0 SEC: 2-1

Player	avg	gp-gs	ab	r	h	2b	3b	hr	rbi	tb	slg%	bb	hp	so	gdp	ob%	sf	sh	sb-att	po	a	e	fld%
15 Mangum, Jake	.406	22-22	96	25	39	10	1	1	23	54	.563	8	3	5	0	.463	1	0	15-18	39	2	0	1.000
40 MacNamee, Elijah	.373	22-22	75	22	28	7	0	3	23	44	.587	16	4	13	1	.490	3	0	2-4	37	2	0	1.000
17 Foscue, Justin	.337	22-22	92	19	31	6	0	6	21	55	.598	7	0	9	2	.380	1	0	0-0	16	35	6	.895
11 Westburg, Jordan	.333	21-21	84	24	28	7	2	1	17	42	.500	11	5	23	0	.440	0	0	2-2	18	48	5	.930
5 Allen, Tanner	.261	22-22	88	20	23	7	0	3	26	39	.443	11	2	11	2	.346	3	0	1-1	175	3	1	.994
4 Jordan, Rowdey	.167	22-21	78	19	13	4	0	0	5	17	.218	9	1	13	1	.258	1	1	5-6	23	0	0	1.000

27 Brock, Bryce	.500	1-0	2	1	1	0	0	0	1	1	.500	0	0	0	0	.500	0	0	0-0	0	0	0	.000
10 Hatcher, Josh	.478	12-7	23	3	11	2	2	0	7	17	.739	4	1	4	0	.571	0	0	1-2	1	1	0	1.000
34 Gilbert, Marshall	.407	15-5	27	3	11	3	0	1	4	17	.630	5	1	8	0	.515	0	0	0-0	33	5	0	1.000
20 Hancock, Luke	.400	7-1	10	2	4	1	0	0	6	5	.500	2	0	2	0	.500	0	0	0-0	6	0	0	1.000
8 Skelton, Dustin	.293	18-16	58	11	17	2	1	4	10	33	.569	7	0	14	1	.369	0	2	1-1	163	26	1	.995
2 Halter, Gunner	.281	19-18	57	17	16	1	0	1	8	20	.351	8	0	11	0	.369	0	4	2-2	24	29	3	.946
12 Jones, Hayden	.278	17-12	36	4	10	4	0	1	5	17	.472	1	1	6	0	.316	0	0	1-2	43	2	1	.978
32 Jordan, Landon	.244	18-9	41	12	10	3	0	0	6	13	.317	4	0	6	2	.311	0	0	2-2	7	12	0	1.000
33 Cumbest, Brad	.200	10-0	10	2	2	1	0	0	2	3	.300	1	0	4	0	.273	0	0	0-0	4	0	0	1.000
3 Ginn, JT	.000	3-0	3	0	0	0	0	0	0	0	.000	0	0	1	0	.000	0	0	0-0	0	4	0	1.000
31 Bell, Benjamin	.000	7-0	0	3	0	0	0	0	0	0	.000	0	0	0	0	.000	0	0	0-0	0	0	0	.000
Totals	.313	22	780	187	244	58	6	21	164	377	.483	94	18	130	9	.395	9	7	32-40	594	193	20	.975
Opponents	.195	22	717	58	140	20	2	7	52	185	.258	57	24	262	6	.276	4	7	23-35	548	208	42	.947

LOB - Team (170), Opp (157). DPs turned - Team (8), Opp (11). IBB - Team (6), Allen 2, Mangum 1, Jordan, L. 1, Foscue 1, Skelton 1, Opp (2). Picked off - Allen 1.

(All games Sorted by Earned run avg)

Player	era	w-l	app	gs	cg	sho	sv	ip	h	r	er	bb	so	2b	3b	hr	b/avg	wp	hp	bk	sfa	sha
44 Small, Ethan	1.50	2-0	5	5	0	0/0	0	30.0	16	6	5	5	51	3	0	2	.157	1	3	0	0	4
3 Ginn, JT	2.59	5-0	5	5	0	0/0	0	31.1	23	9	9	3	43	3	0	1	.195	7	3	2	1	0

55 Price, Spencer	0.00	0-0	6	0	0	0/0	0	6.0	5	1	0	4	9	1	0	0	.227	1	0	0	0	1
39 Spring, Tyler	0.00	1-0	4	0	0	0/0	0	5.0	3	0	0	0	7	1	0	0	.167	0	1	0	0	0
41 White, Colby	1.00	1-0	9	0	0	0/1	0	9.0	5	1	1	0	14	0	0	0	.161	0	1	0	0	0
46 Barlow, Trysten	1.08	1-1	8	0	0	0/1	0	8.1	7	1	1	1	12	0	0	0	.233	2	1	0	0	0
14 Self, Riley	1.23	1-0	8	0	0	0/1	0	7.1	7	1	1	1	6	1	0	0	.259	1	0	0	0	0
6 Smith, Brandon	1.32	0-0	10	0	0	0/1	0	13.2	6	2	2	2	14	1	1	1	.133	1	2	0	0	1
19 Liebelt, Jared	1.38	0-0	8	0	0	0/2	2	13.0	9	4	2	2	10	2	1	1	.188	0	0	0	0	0
18 James, Keegan	2.89	2-1	5	5	0	0/1	0	18.2	18	6	6	10	20	3	0	0	.265	3	1	1	1	1
24 Gordon, Cole	3.00	2-0	10	0	0	0/0	6	12.0	7	4	4	6	21	0	0	0	.167	2	1	0	2	0
27 Brock, Bryce	3.60	0-0	3	0	0	0/0	0	5.0	7	4	2	3	6	0	0	0	.318	0	1	0	0	0
16 Eagan, Jack	3.68	1-0	6	0	0	0/1	0	7.1	3	3	3	4	12	1	0	1	.130	0	4	0	0	0
37 Cerantola, Eric	3.72	3-0	5	3	0	0/0	0	9.2	5	5	4	9	13	2	0	0	.143	1	2	0	0	0
13 Plumlee, Peyton	4.15	1-0	7	4	0	0/1	0	21.2	19	11	10	7	24	2	0	1	.221	3	4	0	0	0
Totals	2.27	20-2	22	22	0	2/2	8	198.0	140	58	50	57	262	20	2	7	.195	22	24	3	4	7
Opponents	7.74	2-20	22	22	0	1/1	1	183.2	244	187	158	94	130	58	6	21	.313	36	18	3	9	7

PB - Team (4), Skelton 2, Jones 1, Gilbert 1, Opp (6). Pickoffs - Team (2), Gordon 1, Ginn 1, Opp (1). SBA/ATT - Skelton (18-23), Ginn (8-9), Gilbert (3-7), Plumlee (4-6), James (2-5), Small (3-4), Jones (2-4), Cerantola (1-3), Barlow (1-3), Smith (2-2), Self (0-1), White (1-1), Gordon (1-1).



Southeastern Conference Statistics

Record: 2-1 Home: 0-0 Away: 2-1 SEC: 2-1

Player	avg	gp-gs	ab	r	h	2b	3b	hr	rbi	tb	slg%	bb	hp	so	gdp	ob%	sf	sh	sb-att	po	a	e	fld%
10 Hatcher, Josh	.556	3-3	9	1	5	1	0	0	2	6	.667	1	1	2	0	.636	0	0	0-0	1	0	0	1.000
40 MacNamee, Elijah	.500	3-3	14	3	7	2	0	1	3	12	.857	0	0	3	0	.500	0	0	0-0	6	0	0	1.000
15 Mangum, Jake	.357	3-3	14	3	5	3	0	1	3	11	.786	0	0	0	0	.357	0	0	0-0	8	0	0	1.000
5 Allen, Tanner	.286	3-3	14	3	4	0	0	1	1	7	.500	0	0	1	0	.286	0	0	0-0	25	0	0	1.000
17 Foscue, Justin	.286	3-3	14	3	4	0	0	1	2	7	.500	0	0	1	0	.286	0	0	0-0	1	4	0	1.000
11 Westburg, Jordan	.214	3-3	14	2	3	2	0	0	2	5	.357	0	0	7	0	.214	0	0	0-0	2	10	1	.923
2 Halter, Gunner	.200	3-3	10	1	2	1	0	0	1	3	.300	1	0	1	0	.273	0	1	0-0	5	2	1	.875

8 Skelton, Dustin	.500	3-2	8	1	4	2	0	0	1	6	.750	2	0	2	0	.600	0	1	0-0	23	2	0	1.000
34 Gilbert, Marshall	.333	1-1	3	0	1	0	0	0	0	1	.333	0	0	1	0	.333	0	0	0-0	5	3	0	1.000
4 Jordan, Rowdey	.000	3-2	8	1	0	0	0	0	0	0	.000	0	0	1	0	.000	0	1	0-0	0	0	0	.000
20 Hancock, Luke	.000	1-1	2	0	0	0	0	0	0	0	.000	1	0	0	0	.333	0	0	0-0	0	0	0	.000
33 Cumbest, Brad	.000	1-0	2	0	0	0	0	0	0	0	.000	0	0	2	0	.000	0	0	0-0	1	0	0	1.000
32 Jordan, Landon	.000	1-0	1	0	0	0	0	0	0	0	.000	0	0	0	0	.000	0	0	0-0	0	0	0	.000
12 Jones, Hayden	.000	1-0	1	0	0	0	0	0	0	0	.000	0	0	0	0	.000	0	0	0-0	0	0	0	.000
Totals	.307	3	114	18	35	11	0	4	15	58	.509	5	1	21	0	.342	0	3	0-0	78	24	2	.981
Opponents	.250	3	100	14	25	5	0	3	13	39	.390	6	3	31	0	.309	1	1	3-5	81	30	1	.991

LOB - Team (24), Opp (19).

(SEC games only Sorted by Earned run avg)

Player	era	w-l	app	gs	cg	sho	sv	ip	h	r	er	bb	so	2b	3b	hr	b/avg	wp	hp	bk	sfa	sha
44 Small, Ethan	1.50	1-0	1	1	0	0/0	0	6.0	2	1	1	3	11	0	0	1	.105	1	0	0	0	1
19 Liebelt, Jared	2.45	0-0	2	0	0	0/0	1	3.2	1	1	1	0	2	0	0	1	.083	0	0	0	0	0
3 Ginn, JT	5.68	1-0	1	1	0	0/0	0	6.1	10	4	4	0	11	3	0	0	.333	0	1	0	0	0
18 James, Keegan	7.36	0-1	1	1	0	0/0	0	3.2	6	3	3	2	3	2	0	0	.353	0	0	1	0	0

46 Barlow, Trysten	0.00	0-0	1	0	0	0/0	0	1.1	1	0	0	0	0	0	0	0	.333	0	0	0	0	0
14 Self, Riley	0.00	0-0	1	0	0	0/0	0	1.0	0	0	0	0	2	0	0	0	.000	0	0	0	0	0
55 Price, Spencer	0.00	0-0	1	0	0	0/0	0	1.0	0	0	0	0	1	0	0	0	.000	0	0	0	0	0
41 White, Colby	9.00	0-0	1	0	0	0/0	0	1.0	2	1	1	0	0	0	0	0	.400	0	0	0	0	0
6 Smith, Brandon	9.00	0-0	1	0	0	0/0	0	1.0	1	1	1	0	0	0	0	1	.250	0	1	0	0	0
24 Gordon, Cole	27.00	0-0	1	0	0	0/0	0	1.0	2	3	3	1	1	0	0	0	.500	0	1	0	1	0
Totals	4.85	2-1	3	3	0	0/0	1	26.0	25	14	14	6	31	5	0	3	.250	1	3	1	1	1
Opponents	5.67	1-2	3	3	0	0/0	1	27.0	35	18	17	5	21	11	0	4	.307	1	1	0	0	3

PB - Team (1), Skelton 1. SBA/ATT - Gilbert (1-3), Skelton (2-2), Barlow (0-2), Ginn (2-2), James (1-1).



Last Five Games Statistics

Record: 4-1 Home: 1-0 Away: 3-1 SEC: 2-1

Player	avg	gp-gs	ab	r	h	2b	3b	hr	rbi	tb	slg%	bb	hp	so	gdp	ob%	sf	sh	sb-att	po	a	e	fld%
15 Mangum, Jake	.520	5-5	25	5	13	4	1	1	7	22	.880	0	0	0	0	.520	0	0	3-3	9	0	0	1.000
40 MacNamee, Elijah	.444	5-5	18	6	8	2	0	1	4	13	.722	5	1	4	0	.583	0	0	0-0	8	0	0	1.000
17 Foscue, Justin	.333	5-5	24	5	8	2	0	1	4	13	.542	0	0	3	0	.333	0	0	0-0	2	9	1	.917
11 Westburg, Jordan	.261	5-5	23	4	6	2	0	0	5	8	.348	2	0	9	0	.320	0	0	0-0	3	14	1	.944
5 Allen, Tanner	.250	5-5	24	5	6	1	0	1	2	10	.417	1	0	3	0	.280	0	0	0-0	41	0	0	1.000
4 Jordan, Rowdey	.118	5-4	17	4	2	0	0	0	1	2	.118	1	0	1	0	.167	0	1	0-0	2	0	0	1.000

10 Hatcher, Josh	.500	5-5	14	2	7	1	1	0	4	10	.714	2	1	2	0	.588	0	0	1-1	1	0	0	1.000
8 Skelton, Dustin	.455	4-3	11	2	5	2	1	0	1	9	.818	4	0	2	1	.600	0	1	0-0	38	2	0	1.000
34 Gilbert, Marshall	.400	3-1	5	0	2	0	0	0	0	2	.400	2	0	1	0	.571	0	0	0-0	9	3	0	1.000
12 Jones, Hayden	.250	2-1	4	0	1	0	0	0	2	1	.250	0	0	1	0	.250	0	0	0-0	8	0	0	1.000
2 Halter, Gunner	.200	3-3	10	1	2	1	0	0	1	3	.300	1	0	1	0	.273	0	1	0-0	5	2	1	.875
32 Jordan, Landon	.100	3-2	10	3	1	0	0	0	3	1	.100	1	0	1	1	.182	0	0	0-0	2	7	0	1.000
20 Hancock, Luke	.000	3-1	4	0	0	0	0	0	0	0	.000	1	0	2	0	.200	0	0	0-0	0	0	0	.000
33 Cumbest, Brad	.000	2-0	2	0	0	0	0	0	0	0	.000	0	0	2	0	.000	0	0	0-0	2	0	0	1.000
31 Bell, Benjamin	.000	2-0	0	2	0	0	0	0	0	0	.000	0	0	0	0	.000	0	0	0-0	0	0	0	.000
Totals	.319	5	191	39	61	15	3	4	34	94	.492	20	2	32	2	.390	0	3	4-4	132	41	3	.983
Opponents	.235	5	170	22	40	8	0	4	21	60	.353	15	8	57	0	.325	1	1	5-7	132	55	8	.959

LOB - Team (45), Opp (41). DPs turned - Team (0), Opp (2).

(Last Five Games Sorted by Earned run avg)

Player	era	w-l	app	gs	cg	sho	sv	ip	h	r	er	bb	so	2b	3b	hr	b/avg	wp	hp	bk	sfa	sha
44 Small, Ethan	1.50	1-0	1	1	0	0/0	0	6.0	2	1	1	3	11	0	0	1	.105	1	0	0	0	1
6 Smith, Brandon	1.80	0-0	2	0	0	0/0	0	5.0	2	1	1	1	5	1	0	1	.118	1	1	0	0	0
3 Ginn, JT	5.68	1-0	1	1	0	0/0	0	6.1	10	4	4	0	11	3	0	0	.333	0	1	0	0	0

46 Barlow, Trysten	0.00	0-0	2	0	0	0/0	0	2.1	1	0	0	0	1	0	0	0	.167	0	0	0	0	0
39 Spring, Tyler	0.00	1-0	1	0	0	0/0	0	2.0	1	0	0	0	3	0	0	0	.143	0	1	0	0	0
14 Self, Riley	0.00	0-0	2	0	0	0/0	0	2.0	0	0	0	0	4	0	0	0	.000	0	0	0	0	0
27 Brock, Bryce	0.00	0-0	1	0	0	0/0	0	2.0	2	0	0	1	1	0	0	0	.250	0	0	0	0	0
55 Price, Spencer	0.00	0-0	2	0	0	0/0	0	2.0	2	0	0	1	3	0	0	0	.250	0	0	0	0	0
16 Eagan, Jack	0.00	1-0	1	0	0	0/0	0	1.1	0	0	0	1	3	0	0	0	.000	0	2	0	0	0
19 Liebelt, Jared	2.45	0-0	2	0	0	0/0	1	3.2	1	1	1	0	2	0	0	1	.083	0	0	0	0	0
41 White, Colby	4.50	0-0	2	0	0	0/0	0	2.0	3	1	1	0	2	0	0	0	.333	0	0	0	0	0
18 James, Keegan	7.36	0-1	1	1	0	0/0	0	3.2	6	3	3	2	3	2	0	0	.353	0	0	1	0	0
13 Plumlee, Peyton	9.00	0-0	1	1	0	0/0	0	3.0	6	4	3	2	3	1	0	1	.375	0	1	0	0	0
24 Gordon, Cole	13.50	0-0	2	0	0	0/0	1	2.0	2	3	3	1	4	0	0	0	.286	0	1	0	1	0
37 Cerantola, Eric	54.00	0-0	1	1	0	0/0	0	0.2	2	4	4	3	1	1	0	0	.500	1	1	0	0	0
Totals	4.30	4-1	5	5	0	0/0	2	44.0	40	22	21	15	57	8	0	4	.235	3	8	1	1	1
Opponents	6.55	1-4	5	5	0	0/0	1	44.0	61	39	32	20	32	15	3	4	.319	7	2	2	0	3

PB - Team (1), Skelton 1, Opp (1). SBA/ATT - Gilbert (1-3), Skelton (3-3), Ginn (2-2), Barlow (0-2), James (1-1), Plumlee (1-1), Smith (1-1), Jones (1-1).



Last 10 Games Statistics

Record: 9-1 Home: 6-0 Away: 3-1 SEC: 2-1

Player	avg	gp-gs	ab	r	h	2b	3b	hr	rbi	tb	slg%	bb	hp	so	gdp	ob%	sf	sh	sb-att	po	a	e	fld%
15 Mangum, Jake	.468	10-10	47	12	22	5	1	1	13	32	.681	3	1	2	0	.510	0	0	9-10	19	0	0	1.000
40 MacNamee, Elijah	.459	10-10	37	14	17	3	0	2	11	26	.703	7	1	7	0	.543	1	0	1-2	20	1	0	1.000
17 Foscue, Justin	.364	10-10	44	10	16	4	0	2	10	26	.591	2	0	4	1	.391	0	0	0-0	6	15	3	.875
11 Westburg, Jordan	.263	9-9	38	8	10	2	1	1	10	17	.447	4	1	14	0	.349	0	0	0-0	7	24	4	.886
5 Allen, Tanner	.256	10-10	43	11	11	2	0	1	6	16	.372	5	1	7	1	.340	1	0	1-1	77	2	1	.988
4 Jordan, Rowdey	.121	10-9	33	7	4	0	0	0	3	4	.121	2	1	1	0	.189	1	1	3-4	7	0	0	1.000

10 Hatcher, Josh	.526	7-7	19	2	10	2	2	0	6	16	.842	2	1	2	0	.591	0	0	1-2	1	0	0	1.000
27 Brock, Bryce	.500	1-0	2	1	1	0	0	0	1	1	.500	0	0	0	0	.500	0	0	0-0	0	0	0	.000
34 Gilbert, Marshall	.400	8-2	15	1	6	3	0	0	3	9	.600	3	0	5	0	.500	0	0	0-0	18	4	0	1.000
8 Skelton, Dustin	.381	8-6	21	4	8	2	1	2	5	18	.857	5	0	4	1	.500	0	1	0-0	71	3	0	1.000
20 Hancock, Luke	.375	6-1	8	2	3	1	0	0	4	4	.500	2	0	2	0	.500	0	0	0-0	6	0	0	1.000
2 Halter, Gunner	.333	8-8	24	9	8	1	0	0	2	9	.375	5	0	2	0	.448	0	2	1-1	11	13	1	.960
32 Jordan, Landon	.316	8-3	19	8	6	2	0	0	5	8	.421	3	0	4	1	.409	0	0	1-1	3	9	0	1.000
12 Jones, Hayden	.286	7-5	14	2	4	2	0	0	4	6	.429	0	0	3	0	.286	0	0	1-1	15	0	0	1.000
33 Cumbest, Brad	.167	5-0	6	0	1	1	0	0	0	2	.333	0	0	3	0	.167	0	0	0-0	4	0	0	1.000
31 Bell, Benjamin	.000	3-0	0	3	0	0	0	0	0	0	.000	0	0	0	0	.000	0	0	0-0	0	0	0	.000
Totals	.343	10	370	94	127	30	5	9	83	194	.524	43	6	60	4	.417	3	4	18-22	267	81	9	.975
Opponents	.220	10	332	35	73	13	0	4	31	98	.295	31	10	112	2	.302	4	3	10-14	249	103	15	.959

LOB - Team (80), Opp (78). DPs turned - Team (3), Opp (5). IBB - Team (4), Mangum 1, Foscue 1, Jordan, L. 1, Skelton 1, Opp (1). Picked off - Allen 1.

(Last Ten Games Sorted by Earned run avg)

Player	era	w-l	app	gs	cg	sho	sv	ip	h	r	er	bb	so	2b	3b	hr	b/avg	wp	hp	bk	sfa	sha
44 Small, Ethan	0.75	2-0	2	2	0	0/0	0	12.0	5	2	1	5	21	1	0	1	.128	1	0	0	0	2
3 Ginn, JT	3.65	2-0	2	2	0	0/0	0	12.1	16	5	5	0	19	3	0	0	.296	1	1	1	1	0

14 Self, Riley	0.00	0-0	4	0	0	0/0	0	5.0	3	0	0	0	6	0	0	0	.167	1	0	0	0	0
39 Spring, Tyler	0.00	1-0	3	0	0	0/0	0	4.0	2	0	0	0	4	0	0	0	.143	0	1	0	0	0
55 Price, Spencer	0.00	0-0	4	0	0	0/0	0	4.0	3	0	0	3	5	0	0	0	.214	0	0	0	0	1
46 Barlow, Trysten	0.00	0-0	3	0	0	0/0	0	3.2	3	0	0	0	4	0	0	0	.250	1	0	0	0	0
6 Smith, Brandon	1.08	0-0	6	0	0	0/0	0	8.1	3	1	1	2	9	1	0	1	.107	1	1	0	0	0
41 White, Colby	2.25	1-0	4	0	0	0/0	0	4.0	3	1	1	0	4	0	0	0	.200	0	0	0	0	0
19 Liebelt, Jared	2.70	0-0	3	0	0	0/0	2	6.2	5	2	2	0	5	2	0	1	.208	0	0	0	0	0
27 Brock, Bryce	3.00	0-0	2	0	0	0/0	0	3.0	4	1	1	2	2	0	0	0	.333	0	0	0	0	0
18 James, Keegan	5.19	0-1	2	2	0	0/0	0	8.2	10	5	5	4	8	3	0	0	.303	0	0	1	1	0
37 Cerantola, Eric	6.35	2-0	3	2	0	0/0	0	5.2	3	5	4	7	9	2	0	0	.136	1	1	0	0	0
13 Plumlee, Peyton	9.00	0-0	3	2	0	0/0	0	6.0	9	7	6	3	6	1	0	1	.321	1	3	0	0	0
24 Gordon, Cole	9.00	0-0	4	0	0	0/0	2	4.0	4	4	4	2	6	0	0	0	.286	0	1	0	2	0
16 Eagan, Jack	10.80	1-0	2	0	0	0/0	0	1.2	0	2	2	3	4	0	0	0	.000	0	2	0	0	0
Totals	3.24	9-1	10	10	0	0/0	4	89.0	73	35	32	31	112	13	0	4	.220	7	10	2	4	3
Opponents	8.57	1-9	10	10	0	0/0	1	84.0	127	94	80	43	60	30	5	9	.343	16	6	2	3	4

PB - Team (1), Skelton 1, Opp (3). Pickoffs - Team (1), Ginn 1, Opp (1). SBA/ATT - Gilbert (3-6), Skelton (6-6), Ginn (3-3), James (1-2), Cerantola (1-2), Small (2-2), Barlow (0-2), Smith (2-2), Jones (1-1), Plumlee (1-1).



Versus Ranked Opponents Statistics

Record: 6-2 Home: 3-1 Away: 2-1 Neutral: 1-0 SEC: 2-1

Player	avg	gp-gs	ab	r	h	2b	3b	hr	rbi	tb	slg%	bb	hp	so	gdp	ob%	sf	sh	sb-att	po	a	e	fld%
40 MacNamee, Elijah	.379	8-8	29	5	11	3	0	1	7	17	.586	5	1	5	1	.472	1	0	0-0	8	0	0	1.000
8 Skelton, Dustin	.370	8-7	27	4	10	2	0	2	4	18	.667	3	0	9	0	.433	0	2	0-0	68	11	0	1.000
15 Mangum, Jake	.344	8-8	32	7	11	3	0	1	5	17	.531	3	1	1	0	.405	1	0	3-4	13	2	0	1.000
11 Westburg, Jordan	.314	8-8	35	6	11	5	0	0	3	16	.457	2	0	11	0	.351	0	0	1-1	8	24	2	.941
17 Foscue, Justin	.257	8-8	35	5	9	0	0	2	3	15	.429	1	0	5	0	.278	0	0	0-0	5	15	1	.952
5 Allen, Tanner	.206	8-8	34	4	7	1	0	1	5	11	.324	3	0	5	1	.270	0	0	0-0	72	0	0	1.000
4 Jordan, Rowdey	.080	8-7	25	4	2	1	0	0	0	3	.120	3	0	6	1	.179	0	1	0-0	12	0	0	1.000

10 Hatcher, Josh	.500	4-3	10	1	5	1	0	0	2	6	.600	1	1	3	0	.583	0	0	0-0	1	0	0	1.000
34 Gilbert, Marshall	.375	4-2	8	0	3	0	0	0	0	3	.375	0	0	2	0	.375	0	0	0-0	5	3	0	1.000
12 Jones, Hayden	.250	5-4	12	0	3	1	0	0	0	4	.333	0	0	1	0	.250	0	0	0-1	10	1	0	1.000
2 Halter, Gunner	.182	7-7	22	2	4	1	0	0	3	5	.227	2	0	6	0	.250	0	2	0-0	9	11	1	.952
32 Jordan, Landon	.000	5-1	7	0	0	0	0	0	0	0	.000	0	0	1	1	.000	0	0	0-0	3	3	0	1.000
20 Hancock, Luke	.000	1-1	2	0	0	0	0	0	0	0	.000	1	0	0	0	.333	0	0	0-0	0	0	0	.000
33 Cumbest, Brad	.000	1-0	2	0	0	0	0	0	0	0	.000	0	0	2	0	.000	0	0	0-0	1	0	0	1.000
3 Ginn, JT	.000	2-0	2	0	0	0	0	0	0	0	.000	0	0	1	0	.000	0	0	0-0	0	3	0	1.000
31 Bell, Benjamin	.000	3-0	0	0	0	0	0	0	0	0	.000	0	0	0	0	.000	0	0	0-0	0	0	0	.000
Totals	.270	8	282	38	76	18	0	7	32	115	.408	24	3	58	4	.331	2	5	4-6	216	78	6	.980
Opponents	.183	8	257	22	47	8	1	4	20	69	.268	19	9	94	3	.262	1	2	9-13	212	77	13	.957

LOB - Team (66), Opp (50). DPs turned - Team (3), Opp (5). IBB - Team (2), Allen 2, Opp (1).

(Versus Ranked Opponents Sorted by Earned run avg)

Player	era	w-l	app	gs	cg	sho	sv	ip	h	r	er	bb	so	2b	3b	hr	b/avg	wp	hp	bk	sfa	sha
44 Small, Ethan	0.69	1-0	2	2	0	0/0	0	13.0	3	1	1	3	24	0	0	1	.073	1	1	0	0	1
3 Ginn, JT	2.66	3-0	3	3	0	0/0	0	20.1	15	6	6	2	28	3	0	0	.195	5	2	1	0	0
18 James, Keegan	4.15	1-1	3	3	0	0/0	0	8.2	10	4	4	6	9	2	0	0	.286	2	1	1	0	1

55 Price, Spencer	0.00	0-0	1	0	0	0/0	0	1.0	0	0	0	0	1	0	0	0	.000	0	0	0	0	0
19 Liebelt, Jared	1.42	0-0	4	0	0	0/0	1	6.1	1	1	1	2	5	0	0	1	.050	0	0	0	0	0
46 Barlow, Trysten	1.93	0-1	4	0	0	0/0	0	4.2	3	1	1	1	5	0	0	0	.200	1	0	0	0	0
41 White, Colby	2.25	0-0	4	0	0	0/0	0	4.0	2	1	1	0	4	0	0	0	.154	0	1	0	0	0
13 Plumlee, Peyton	3.00	0-0	1	0	0	0/0	0	3.0	1	1	1	1	4	1	0	0	.091	0	1	0	0	0
16 Eagan, Jack	3.38	0-0	2	0	0	0/0	0	2.2	3	1	1	0	2	1	0	1	.333	0	1	0	0	0
24 Gordon, Cole	5.40	1-0	4	0	0	0/0	2	5.0	2	3	3	4	9	0	0	0	.111	1	1	0	1	0
14 Self, Riley	6.75	0-0	3	0	0	0/0	0	1.1	4	1	1	0	2	1	0	0	.571	0	0	0	0	0
6 Smith, Brandon	9.00	0-0	2	0	0	0/0	0	2.0	3	2	2	0	1	0	1	1	.375	0	1	0	0	0
Totals	2.75	6-2	8	8	0	0/0	3	72.0	47	22	22	19	94	8	1	4	.183	10	9	2	1	2
Opponents	4.08	2-6	8	8	0	1/1	1	70.2	76	38	32	24	58	18	0	7	.270	7	3	0	2	5

PB - Team (1), Skelton 1. SBA/ATT - Skelton (8-9), Ginn (7-8), James (2-3), Gilbert (1-3), Barlow (0-2), Jones (0-1).



Results

Date	Opponent		Score	Inns	Overall	SEC	Pitcher of record	Attend	Time
Feb 15, 2019	YOUNGSTOWN STATE	w	14-3	9	1-0-0	0-0-0	Gordon (W 1-0)	8503	3:00
Feb 16, 2019	YOUNGSTOWN STATE-1	w	14-2	9	2-0-0	0-0-0	Ginn (W 1-0)	9157	3:00
Feb 16, 2019	YOUNGSTOWN STATE-2	w	8-0	9	3-0-0	0-0-0	James (W 1-0)	9157	2:52
Feb 20, 2019	UAB	w	3-2	9	4-0-0	0-0-0	Self (W 1-0)	6539	2:54
Feb 22, 2019	#21 SOUTHERN MISS	L	0-1	(10)	4-1-0	0-0-0	Barlow (L 0-1)	7091	2:33
Feb 23, 2019	#21 SOUTHERN MISS	w	8-1	9	5-1-0	0-0-0	Ginn (W 2-0)	9376	2:35
Feb 24, 2019	#21 SOUTHERN MISS	w	4-3	9	6-1-0	0-0-0	Gordon (W 2-0)	9449	3:21
Feb 26, 2019	JACKSON STATE	w	17-4	9	7-1-0	0-0-0	Cerantola (W 1-0)	7019	2:56
Feb 27, 2019	SOUTHEASTERN LA.	w	12-0	9	8-1-0	0-0-0	Plumlee (W 1-0)	7860	3:01
\$ Mar 01, 2019	vs Sam Houston State	w	5-4	9	9-1-0	0-0-0	Barlow (W 1-1)	6447	2:54
\$ Mar 02, 2019	vs #8 Texas Tech	w	4-2	9	10-1-0	0-0-0	Ginn (W 3-0)	7527	3:23
Mar 05, 2019	#14 EAST CAROLINA	w	4-1	9	11-1-0	0-0-0	James (W 2-0)	7013	3:12
Mar 06, 2019	ARKANSAS-PINE BLUFF	w	14-1	9	12-1-0	0-0-0	Cerantola (W 2-0)	6506	3:08
Mar 08, 2019	MAINE-1	w	9-2	9	13-1-0	0-0-0	Small (W 1-0)	7238	2:42
Mar 08, 2019	MAINE-2	w	5-1	9	14-1-0	0-0-0	Ginn (W 4-0)	7238	2:35
Mar 10, 2019	MAINE	w	9-8	9	15-1-0	0-0-0	White (W 1-0)	7458	3:19
Mar 13, 2019	GRAMBLING	w	18-1	9	16-1-0	0-0-0	Cerantola (W 3-0)	7495	3:19
* Mar 15, 2019	at #4 Florida	w	6-5	9	17-1-0	1-0-0	Small (W 2-0)	4215	3:12
* Mar 16, 2019	at #4 Florida-1	w	10-5	9	18-1-0	2-0-0	Ginn (W 5-0)	4019	3:13
* Mar 16, 2019	at #4 Florida-2	L	2-4	9	18-2-0	2-1-0	James (L 2-1)	3247	2:48
Mar 19, 2019	LITTLE ROCK	w	15-4	9	19-2-0	2-1-0	Eagan (W 1-0)	7470	3:28
Mar 20, 2019	at Samford	w	6-4	9	20-2-0	2-1-0	Spring (W 1-0)	2284	3:23

* = SEC game

\$ = Frisco Classic (Dr Pepper Ballpark; Frisco, Texas)

Rankings from Baseball America

() extra inning game



Game-by-Game

Hitting

Date	Opponent	ab	r	h	rbi	2b	3b	hr	tb	bb	ibb	sb	cs	hbp	sac	sf	gdp	k	po	a	e	lob	avg
Feb 15	YOUNGSTOWN ST	40	14	14	14	4	0	2	24	4	0	0	0	0	0	0	0	2	27	6	1	6	.350
Feb 16	YOUNGSTOWN ST	36	14	14	13	5	0	1	22	6	0	1	1	1	0	1	0	3	27	8	0	6	.368
Feb 16	YOUNGSTOWN ST	35	8	11	8	3	1	2	22	3	0	2	0	3	0	0	0	8	27	7	1	9	.351
Feb 20	UAB	29	3	3	3	0	0	0	3	3	0	1	0	1	0	0	0	8	27	13	0	6	.300
Feb 22	SOUTHERN MISS	36	0	7	0	0	0	0	7	0	0	2	1	0	0	0	0	4	30	12	0	6	.278
Feb 23	SOUTHERN MISS	36	8	13	8	1	0	3	23	5	1	1	0	0	0	0	2	6	27	16	0	9	.292
Feb 24	SOUTHERN MISS	35	4	7	4	4	0	0	11	4	1	0	0	0	0	0	1	9	27	9	0	9	.279
Feb 26	JACKSON STATE	35	17	12	12	4	0	2	22	8	0	3	0	3	0	1	1	0	27	6	2	6	.287
Feb 27	SOUTHEASTERN L	33	12	12	10	2	0	2	20	8	0	2	1	2	0	1	0	6	27	6	1	8	.295
Mar 01	vs Sam Houston St	34	5	10	4	3	0	0	13	0	0	1	0	0	1	1	0	6	27	12	2	7	.295
Mar 02	vs Texas Tech	33	4	8	2	1	0	0	9	5	0	1	1	2	1	1	0	9	27	8	0	11	.291
Mar 05	EAST CAROLINA	28	4	6	3	1	0	0	7	5	0	0	0	0	1	1	1	9	27	9	4	7	.285
Mar 06	ARKANSAS-PINE B	36	14	15	13	6	0	0	21	6	1	1	1	2	1	1	0	4	27	9	1	8	.296
Mar 08	MAINE	37	9	14	8	3	0	1	20	2	0	4	1	0	0	0	0	5	27	8	1	6	.302
Mar 08	MAINE	30	5	8	3	1	0	1	12	4	2	2	1	0	0	1	1	5	27	7	2	6	.300
Mar 10	MAINE	35	9	11	9	1	0	2	18	3	1	6	0	2	0	0	1	5	27	10	0	7	.301
Mar 13	GRAMBLING	41	18	18	16	4	2	1	29	8	0	1	1	0	0	1	0	9	27	6	2	8	.311
*Mar 15	at Florida	35	6	10	5	2	0	1	15	4	0	0	0	1	2	0	0	7	27	5	0	9	.309
*Mar 16	at Florida	45	10	17	8	6	0	3	32	0	0	0	0	0	0	0	0	9	27	12	2	8	.314
*Mar 16	at Florida	34	2	8	2	3	0	0	11	1	0	0	0	0	1	0	0	5	24	7	0	7	.310
Mar 19	LITTLE ROCK	40	15	15	13	3	2	0	22	8	0	2	0	0	0	0	1	6	27	9	0	9	.314
Mar 20	at Samford	37	6	11	6	1	1	0	14	7	0	2	0	1	0	0	1	5	27	8	1	12	.313
Totals		780	187	244	164	58	6	21	377	94	6	32	8	18	7	9	9	130	594	193	20	170	.313

Pitching

Date	Opponent	ip	h	r	er	bb	so	2b	3b	hr	wp	bk	hbp	dp	ibb	score	w-l	sv	era
Feb 15	YOUNGSTOWN ST	9.0	5	3	3	1	18	1	0	1	1	0	1	0	0	14-3	1-0	0	3.00
Feb 16	YOUNGSTOWN ST	9.0	3	2	2	5	15	0	0	1	1	0	1	0	0	14-2	2-0	0	2.50
Feb 16	YOUNGSTOWN ST	9.0	7	0	0	2	10	0	0	0	1	0	1	1	0	8-0	3-0	0	1.67
Feb 20	UAB	9.0	9	2	2	2	10	0	0	0	1	0	1	0	0	3-2	4-0	1	1.75
Feb 22	SOUTHERN MISS	10.0	3	1	1	2	16	0	0	0	1	0	1	0	0	0-1	4-1	1	1.57
Feb 23	SOUTHERN MISS	9.0	4	1	1	1	11	0	1	0	3	0	1	1	0	8-1	5-1	1	1.47
Feb 24	SOUTHERN MISS	9.0	8	3	3	8	10	1	0	1	2	0	0	1	1	4-3	6-1	1	1.69
Feb 26	JACKSON STATE	9.0	8	4	1	1	11	2	0	0	1	0	2	0	0	17-4	7-1	1	1.60
Feb 27	SOUTHEASTERN L	9.0	2	0	0	2	14	0	0	0	1	0	1	1	0	12-0	8-1	1	1.43
Mar 01	vs Sam Houston St	9.0	11	4	2	0	9	1	1	0	0	0	1	0	0	5-4	9-1	2	1.48
Mar 02	vs Texas Tech	9.0	3	2	2	1	12	0	0	0	2	1	0	0	0	4-2	10-1	3	1.53
Mar 05	EAST CAROLINA	9.0	4	1	1	1	14	2	0	0	1	0	4	1	0	4-1	11-1	4	1.49
Mar 06	ARKANSAS-PINE B	9.0	5	1	1	4	8	1	0	0	1	0	0	1	1	14-1	12-1	4	1.45
Mar 08	MAINE	9.0	7	2	1	2	13	3	0	0	0	0	0	1	0	9-2	13-1	5	1.42
Mar 08	MAINE	9.0	6	1	1	0	13	0	0	0	1	1	0	0	0	5-1	14-1	5	1.39
Mar 10	MAINE	9.0	9	8	8	7	10	1	0	0	1	0	1	1	0	9-8	15-1	6	1.80
Mar 13	GRAMBLING	9.0	6	1	0	3	11	0	0	0	1	0	1	0	0	18-1	16-1	6	1.69
*Mar 15	at Florida	9.0	6	5	5	4	13	0	0	1	1	0	1	0	0	6-5	17-1	6	1.88
*Mar 16	at Florida	9.0	11	5	5	0	12	3	0	1	0	0	1	0	0	10-5	18-1	7	2.04
*Mar 16	at Florida	8.0	8	4	4	2	6	2	0	1	0	1	1	0	0	2-4	18-2	7	2.15
Mar 19	LITTLE ROCK	9.0	5	4	4	6	12	2	0	0	2	0	3	0	0	15-4	19-2	7	2.24
Mar 20	at Samford	9.0	10	4	3	3	14	1	0	1	0	0	2	0	0	6-4	20-2	8	2.27
Totals		198.0	140	58	50	57	262	20	2	7	22	3	24	8	2	187-58	20-2	8	2.27



Non-Starter Statistics

Player	avg	gp-gs	ab	r	h	2b	3b	hr	rbi	tb	slg%	bb	hp	so	gdp	ob%	sf	sh	sb-att	po	a	e	fld%
8 Skelton, Dustin	1.000	2-0	1	0	1	1	0	0	0	2	2.000	0	0	0	0	1.000	0	0	0-0	0	0	0	.000
20 Hancock, Luke	.500	6-0	8	2	4	1	0	0	6	5	.625	1	0	2	0	.556	0	0	0-0	6	0	0	1.000
27 Brock, Bryce	.500	1-0	2	1	1	0	0	0	1	1	.500	0	0	0	0	.500	0	0	0-0	0	0	0	.000
12 Jones, Hayden	.400	5-0	5	0	2	1	0	0	2	3	.600	1	0	1	0	.500	0	0	0-0	11	0	1	.917
32 Jordan, Landon	.300	9-0	10	4	3	2	0	0	1	5	.500	2	0	2	1	.417	0	0	0-0	1	1	0	1.000
34 Gilbert, Marshall	.250	10-0	12	0	3	2	0	0	0	5	.417	2	0	6	0	.357	0	0	0-0	11	0	0	1.000
10 Hatcher, Josh	.250	5-0	4	1	1	0	0	0	1	1	.250	2	0	2	0	.500	0	0	0-0	0	1	0	1.000
33 Cumbest, Brad	.200	10-0	10	2	2	1	0	0	2	3	.300	1	0	4	0	.273	0	0	0-0	4	0	0	1.000
3 Ginn, JT	.000	3-0	3	0	0	0	0	0	0	0	.000	0	0	1	0	.000	0	0	0-0	0	0	0	.000
2 Halter, Gunner	.000	1-0	1	1	0	0	0	0	1	0	.000	1	0	0	0	.500	0	0	0-0	1	0	0	1.000

31 Bell, Benjamin	.000	7-0	0	3	0	0	0	0	0	0	.000	0	0	0	0	.000	0	0	0-0	0	0	0	.000
4 Jordan, Rowdey	.000	1-0	0	1	0	0	0	0	0	0	.000	0	0	0	0	.000	0	0	0-0	0	0	0	.000
Totals	.304	22	56	15	17	8	0	0	14	25	.446	10	0	18	1	.409	0	0	0-0	37	13	3	.943
Opponents	.229	22	48	6	11	1	0	1	5	15	.313	4	0	24	1	.283	1	0	1-1	22	17	4	.907

(All games Sorted by Earned run avg)


Player	era	w-l	app	gs	cg	sho	sv	ip	h	r	er	bb	so	2b	3b	hr	b/avg	wp	hp	bk	sfa	sha
55 Price, Spencer	0.00	0-0	6	0	0	0/0	0	6.0	5	1	0	4	9	1	0	0	.227	1	0	0	0	1
39 Spring, Tyler	0.00	1-0	4	0	0	0/0	0	5.0	3	0	0	0	7	1	0	0	.167	0	1	0	0	0
37 Cerantola, Eric	0.00	1-0	2	0	0	0/0	0	3.0	0	1	0	5	6	0	0	0	.000	0	0	0	0	0
41 White, Colby	1.00	1-0	9	0	0	0/1	0	9.0	5	1	1	0	14	0	0	0	.161	0	1	0	0	0
46 Barlow, Trysten	1.08	1-1	8	0	0	0/1	0	8.1	7	1	1	1	12	0	0	0	.233	2	1	0	0	0
14 Self, Riley	1.23	1-0	8	0	0	0/1	0	7.1	7	1	1	1	6	1	0	0	.259	1	0	0	0	0
6 Smith, Brandon	1.32	0-0	10	0	0	0/1	0	13.2	6	2	2	2	14	1	1	1	.133	1	2	0	0	1
19 Liebelt, Jared	1.38	0-0	8	0	0	0/2	2	13.0	9	4	2	2	10	2	1	1	.188	0	0	0	0	0
24 Gordon, Cole	3.00	2-0	10	0	0	0/0	6	12.0	7	4	4	6	21	0	0	0	.167	2	1	0	2	0
27 Brock, Bryce	3.60	0-0	3	0	0	0/0	0	5.0	7	4	2	3	6	0	0	0	.318	0	1	0	0	0
16 Eagan, Jack	3.68	1-0	6	0	0	0/1	0	7.1	3	3	3	4	12	1	0	1	.130	0	4	0	0	0
13 Plumlee, Peyton	9.00	0-0	3	0	0	0/0	0	5.0	3	5	5	3	6	1	0	0	.150	1	2	0	0	0
Totals	2.00	8-1	22	0	0	2/2	8	94.2	62	27	21	31	123	8	2	3	.183	8	13	0	2	2
Opponents	8.74	1-7	22	0	0	1/1	1	90.2	134	111	88	59	71	38	3	7	.335	27	11	2	5	3

National Rankings (Games through March 10)


Hitting	NCAA	SEC	Total	Hitting	Name	NCAA	SEC	Total	Pitching	Name	NCAA	SEC	Total
Batting Average	9	2	0.313	Batting Average	Jake Mangum	42	4	0.406	Victories	JT Ginn	1	1	5
Slugging Percentage	12	2	0.483		Elijah MacNamee	138	12	0.373		Eric Cerantola	64	13	3
On Base Percentage	44	7	0.395	Slugging Percentage	Justin Foscue	160	13	0.598	Saves	Cole Gordon	8	3	6
Hits	4	1	244		Elijah MacNamee	180	18	0.587		Jared Liebelt	129	12	2
Runs	6	2	187	On Base Percentage	Elijah MacNamee	99	10	0.49	Earned Run Average	Ethan Small	70	8	1.5
Runs Per Game	11	2	8.5	Hits	Jake Mangum	2	1	39	Hits Allowed Per Nine Innings	Ethan Small	38	7	4.8
Doubles	1	1	58		Justin Foscue	43	7	31	WHIP	Ethan Small	16	4	0.7
Doubles Per Game	5	1	2.64		Elijah MacNamee	110	15	28		JT Ginn	46	7	0.83
Triples	60	3	6	Runs	Jordan Westburg	110	15	28	Walks Allowed Per Nine Innings	JT Ginn	21	4	0.86
Triples Per Game	108	6	0.27		Jake Mangum	18	3	25		Ethan Small	85	12	1.5
Home Runs	25	5	21		Jordan Westburg	32	8	24	Hit Batters	---			
Home Runs Per Game	50	8	0.95		Elijah MacNamee	68	16	22	Strikeout-to-Walk Ratio	JT Ginn	6	2	14.33
Base on Balls	86	12	94	Runs Batted In	Tanner Allen	133	28	20		Ethan Small	19	5	10.2
Hit by Pitch	171	11	18		Elijah MacNamee	59	14	23	Strikeouts	Ethan Small	2	1	51
Sacrifice Bunts	161	8	7		Jake Mangum	59	14	23		JT Ginn	21	5	43
Sacrifice Flies	91	10	9		Justin Foscue	98	21	21	Strikeouts Per Nine Innings	Ethan Small	3	1	15.3
Stolen Bases	47	7	32	Doubles	Jake Mangum	12	3	10		JT Ginn	61	11	12.35
Stolen Bases Per Game	73	7	1.45		Tanner Allen	110	17	7	Pitching Appearances	Cole Gordon	78	4	10
					Elijah MacNamee	110	17	7		Brandon Smith	78	4	10
Pitching	NCAA	SEC	Total		Jordan Westburg	110	17	7	Games Started	JT Ginn	22	3	5
Earned Run Average	5	3	2.32	Triples	Josh Hatcher	63	4	2		Keegan James	22	3	5
Hits Allowed Per Nine Innings	5	3	6.36		Jordan Westburg	63	4	2		Ethan Small	22	3	5
WHIP	3	3	0.99	Home Runs	Justin Foscue	30	7	6	Complete Games	---			
Walks Allowed Per Nine Innings	3	1	2.59		Dustin Skelton	112	17	4					
Hit Batters	82	3	24		Elijah MacNamee	95	13	16					
Strikeout-to-Walk Ratio	2	1	4.6	Base on Balls	Jordan Westburg	144	10	5					
Strikeouts Per Nine Innings	1	1	11.9	Hit by Pitch	Gunner Halter	34	2	4					
Shutouts	31	6	2	Sacrifice Bunts	Tanner Allen	37	4	3					
				Sacrifice Flies	Elijah MacNamee	37	4	3					
Fielding	NCAA	SEC	Total		Jake Mangum	12	2	15					
Fielding Percentage	60	7	0.975	Stolen Bases	Justin Foscue	17	3	55					
Double Plays	240	11	8	Total Bases	Jake Mangum	21	4	54					
Double Plays Per Game	271	13	0.36		Elijah MacNamee	143	19	44					
					Jake Mangum	10	1	19.2					
					Justin Foscue	96	10	10.2					



Media Roster



2 | Gunner Halter
IF | R/R | Jr.
Overland Park, Kan.



3 | JT Ginn
RHP/IF | R/R | Fr.
Brandon, Miss.




4 | Rowdey Jordan
IF/OF | S/R | So.
Auburn, Ala.



5 | Tanner Allen
IF/OF | L/R | So.
Theodore, Ala.



6 | Brandon Smith
RHP/IF | R/R | Fr.
Richland, Miss.



8 | Dustin Skelton
C | R/R | Jr.
Olive Branch, Miss.



10 | Josh Hatcher
IF/OF | L/L | So.
Albany, Ga.



11 | Jordan Westburg
IF | R/R | So.
New Braunfels, Texas



12 | Hayden Jones
C | L/R | Fr.
Huntersville, Ind.



13 | Peyton Plumlee
RHP | R/R | Sr.
Olive Branch, Miss.



14 | Riley Self
RHP | R/R | Jr.
Coldwater, Miss.



15 | Jake Mangum
OF | S/L | Sr.
Pearl, Miss.



16 | Jack Eagan
LHP | L/L | R-Jr.
Wautoma, Wis.



17 | Justin Foscue
IF | R/R | So.
Huntsville, Ala.



18 | Keegan James
RHP | R/R | R-Jr.
Southaven, Miss.



19 | Jared Liebelt
RHP | R/R | Sr.
Aurora, Ill.



20 | Luke Hancock
C | L/R | Fr.
Houston, Miss.



23 | Tucker Childers
C/IF | L/R | Jr.
Ripley, Miss.



24 | Cole Gordon
RHP | R/R | Grad.
Tampa, Fla.




27 | Bryce Brock
LHP/OF | L/L | Fr.
Hernando, Miss.



28 | Christian MacLeod
LHP | L/L | Fr.
Huntsville, Ala.



31 | Benjamin Bell
OF | L/R | Fr.
Madison, Miss.



32 | Landon Jordan
IF | L/R | Fr.
Poplarville, Miss.



33 | Brad Cumbest
OF | R/R | Fr.
Hurley, Miss.



34 | Marshall Gilbert
C | R/R | Sr.
Kenosha, Wis.



35 | Basiel Williams
OF | S/R | Fr.
Hammond, La.



36 | Hunter Blalock
OF | R/R | Fr.
Madison, Miss.



37 | Eric Cerantola
RHP | R/R | Fr.
Oakville, Ontario




38 | JP Elkins
RHP | R/R | So.
Ridgeland, Miss.



39 | Tyler Spring
RHP | R/R | R-Jr.
Wiggins, Miss.



40 | Elijah MacNamee
OF | R/R | Sr.
Cypress, Texas



41 | Colby White
RHP | R/R | Jr.
Foxworth, Miss.



43 | Kale Breaux
LHP | R/L | R-Jr.
Sulphur, La.



44 | Ethan Small
LHP | L/L | R-Jr.
Lexington, Tenn.



46 | Trysten Barlow
LHP | L/L | R-Jr.
Halls, Tenn.



55 | Spencer Price
RHP | R/R | R-Jr.
Olive Branch, Miss.



22 | Chris Lemonis
Head Coach
First Season



22 | Jake Gautreau
Assistant Coach
Second Season



42 | Scott Foxhall
Assistant Coach
First Season



0 | Kyle Cheesebrough
Assistant Coach
First Season



2019 Game-by-Game

Opponent (Date)	AB	R	H	RBI	BB
YOUNGSTOWN STATE (F15) *	4	1	1	2	--
YOUNGSTOWN STATE (F16) *	4	1	1	--	--
YOUNGSTOWN STATE (F16) *	4	--	2	--	--
UAB (F20) *	3	1	--	--	--
SOUTHERN MISS (F22) *	4	--	--	--	--
SOUTHERN MISS (F23) *	3	1	--	--	--
SOUTHERN MISS (F24)			-DNP-		
JACKSON STATE (F26)	1	1	--	1	1
SOUTHEASTERN LOUISIANA (F27) *	2	2	1	1	1
vs. Sam Houston State (Mr1) *	3	1	1	--	--
vs. Texas Tech (Mr2) *	3	--	1	1	--
EAST CAROLINA (Mr5) *	2	--	1	1	1
ARKANSAS-PINE BLUFF (Mr6) *	2	--	--	--	1
MAINE (Mr8) *	3	2	2	1	--
MAINE (Mr8) *	3	1	2	--	--
MAINE (Mr10) *	4	1	1	--	--
GRAMBLING (Mr13) *	2	4	1	--	3
at Florida (Mr15) *	3	--	--	--	1
at Florida (Mr16) *	5	1	1	--	--
at Florida (Mr16) *	2	--	1	1	--
LITTLE ROCK (Mr19)			-DNP-		
at Samford (Mr20)			-DNP-		
AUBURN (Mr22)					
AUBURN (Mr23)					
AUBURN (Mr24)					
MISSISSIPPI VALLEY STATE (Mr26)					
LSU (Mr28)					
LSU (Mr29)					
LSU (Mr30)					
ULM (A3)					
at Tennessee (A5)					
at Tennessee (A6)					
at Tennessee (A7)					
SOUTH ALABAMA (A10)					
ALABAMA (A12)					
ALABAMA (A13)					
ALABAMA (A14)					
TEXAS SOUTHERN (A16)					
at Arkansas (A18)					
at Arkansas (A19)					
at Arkansas (A20)					
vs. Ole Miss (A23)					
GEORGIA (A26)					
GEORGIA (A27)					
GEORGIA (A28)					
at Texas A&M (My2)					
at Texas A&M (My3)					
at Texas A&M (My4)					
MEMPHIS (My8)					
at Ole Miss (My10)					
at Ole Miss (My11)					
at Ole Miss (My12)					
SOUTH CAROLINA (My16)					
SOUTH CAROLINA (My17)					
SOUTH CAROLINA (My18)					

* - Denotes Game Started

2019 Biography

Season: Appeared in 19 games, 18 of them starts at second base...Had a hit and two RBIs in his MSU debut against Youngstown State (2/15)...Hit his first career home run against Southeastern Louisiana (2/27).

Youngstown State (2/15-16): Started all three games at second base...Collected four hits over the weekend...Singled and drove in a pair of RBIs in his MSU debut on opening day...Singled and scored in the middle game...Posted his first career multi-hit performance with two hits in the series finale. **UAB (2/20):** Started at second base...Scored the game-tying run after reaching on an error. **Southern Miss (2/22-24):** Started the first two games of the series...Reached on a fielder's choice and scoring in the middle game. **Jackson State (2/26):** Entered as a defensive replacement at second base in the seventh inning...Picked up an RBI walk and scored one run. **Southeastern Louisiana (2/27):** Hit first-career home run, a solo shot...Also walked, stole a base and scored one run. **Frisco Classic (3/1-2):** Picked up a pair of hits in a pair of games. vs. *Sam Houston State (3/1):* Went 1-for-3 with a run scored and a sacrifice bunt. vs. *Texas Tech (3/2):* Had an RBI single to give MSU a 2-1 lead in the fourth inning. **ECU (3/5):** Walked, singled and drove in the game-winning run. **Arkansas-Pine Bluff (3/6):** Walked and added a sacrifice bunt. **Maine (3/8-10):** Totaled five hits and four runs scored in the series...Went 2-for-3, drove in a run and scored twice in the first contest...Collected two hits and scored one run in the middle game of the series...Was 1-for-4 in game three...Scored one run. **Grambling (3/13):** Finished 1-for-2 with three walks and four runs scored. **at Florida (3/15-16):** Started at second base all three games...Tripled and scored a run in game two...Doubled in the series finale.

Halter's Single-Game Career Highs

At-Bats	5	at Florida, 3/16/19	Total Bases	2	Three Times; Last Maine, 3/8/19
Runs	4	Grambling, 3/13/19	Walks	3	Grambling, 3/13/19
Hits	2	Three Times; Last Maine, 3/8/19	Strikeouts	2	Twice; Last Southern Miss, 2/23/19
RBIs	2	Youngstown State, 2/15/19	Stolen Bases	1	Twice; Last Maine, 3/8/19
Doubles	1	at Florida, 3/16/19			
Triples	---				
Home Runs	1	Southeastern Louisiana, 2/27/19			

Halter's Career Statistics

	Avg	GP- GS	AB	R	H	2B	3B	HR	RBI	TB	SLG%	BB	HBP	SO	GDP	OB%	SF	SH	SB-ATT	PO	A	E	FLD%
2019	.281	19-18	57	17	16	1	0	1	8	20	.351	8	0	11	0	.369	0	4	2-2	24	29	3	.946
Career	.281	19-18	57	17	16	1	0	1	8	20	.351	8	0	11	0	.369	0	4	2-2	24	29	3	.946



2019 Game-by-Game

Opponent (Date)	Dec.	IP	H	R (ER)	BB	K
YOUNGSTOWN STATE (F15)			-DNP-			
YOUNGSTOWN STATE (F16) *	W	5.0	2	2 (2)	1	7
YOUNGSTOWN STATE (F16)			-DNP-			
UAB (F20)			-DNP-			
SOUTHERN MISS (F22)			-DNP-			
SOUTHERN MISS (F23) *	W	7.0	2	-- (--)	1	9
SOUTHERN MISS (F24)			-DNP-			
JACKSON STATE (F26)			-DNP-			
SOUTHEASTERN LOUISIANA (F27)			-DNP-			
vs. Sam Houston State (Mr1)			-DNP-			
vs. Texas Tech (Mr2) *	W	7.0	3	2 (2)	1	8
EAST CAROLINA (Mr5)			-DNP-			
ARKANSAS-PINE BLUFF (Mr6)			-DNP-			
MAINE (Mr8)			-DNP-			
MAINE (Mr8) *	W	6.0	6	1 (1)	--	8
MAINE (Mr10)			-DNP-			
GRAMBLING (Mr13)			-DNP-			
at Florida (Mr15)			-DNP-			
at Florida (Mr16) *	W	6.1	10	4(4)	--	11
at Florida (Mr16)			-DNP-			
LITTLE ROCK (Mr19)			-DNP-			
at Samford (Mr20)			-DNP-			
AUBURN (Mr22)						
AUBURN (Mr23)						
AUBURN (Mr24)						
MISSISSIPPI VALLEY STATE (Mr26)						
LSU (Mr28)						
LSU (Mr29)						
LSU (Mr30)						
ULM (A3)						
at Tennessee (A5)						
at Tennessee (A6)						
at Tennessee (A7)						
SOUTH ALABAMA (A10)						
ALABAMA (A12)						
ALABAMA (A13)						
ALABAMA (A14)						
TEXAS SOUTHERN (A16)						
at Arkansas (A18)						
at Arkansas (A19)						
at Arkansas (A20)						
vs. Ole Miss (A23)						
GEORGIA (A26)						
GEORGIA (A27)						
GEORGIA (A28)						
at Texas A&M (My2)						
at Texas A&M (My3)						
at Texas A&M (My4)						
MEMPHIS (My8)						
at Ole Miss (My10)						
at Ole Miss (My11)						
at Ole Miss (My12)						
SOUTH CAROLINA (My16)						
SOUTH CAROLINA (My17)						
SOUTH CAROLINA (My18)						

* - Denotes Game Started | (W)in, (L)oss, H(old), (S)ave, (B)low/n Save

2019 Biography

Awards: Named SEC Co-Freshman of the Week February 25 after tossing seven shutout innings against Southern Miss (2/23) . . . Honored as SEC Co-Freshman of the Week March 4 after his performance at the Frisco Classic . . . Named the Frisco Classic Most Valuable Player.

Season: Started five games. . . Earned a win in each of his first five starts. . . Won his MSU debut with five innings of two-run work versus Youngstown State (2/16) . . . Has three plate appearances.

Youngstown State (2/15-16): Made collegiate debut in the middle game of the series. . . Earned first collegiate win. . . Struck out seven batters over five innings. . . Allowed two runs on as many hits. **Southern Miss (2/22-24):** Shutout the Golden Eagles through seven innings in the middle game of the series to earn his second win. . . Struck out a career-high nine batters. . . Allowed just two hits. **Frisco Classic (3/1-2):** vs. *Texas Tech* (3/2): Allowed just two runs on three hits over seven innings. **Maine (3/8-10):** Struck out eight over six innings. . . Allowed just one run in game two of the Friday doubleheader to get the win. **at Florida (3/15-16):** Struck out 11 batters in a game two start...Allowed four runs on ten hits...Earned the win.

Ginn’s Single-Game Career Highs

Innings Pitched	7.0	Twice; Last vs Texas Tech, 3/2/19	Wild Pitches	3	Southern Miss, 2/23/19
Fewest Hits	2	Twice; Last Southern Miss, 2/23/19	Hit-by-Pitch	1	Three Times; Last at Florida, 3/16/19
Fewest Runs	0	Southern Miss, 2/23/19	Total Pitches	93	at Florida, 3/16/19
Fewest Earned Runs	0	Southern Miss, 2/23/19			
Walks	1	Three Times; Last vs. Texas Tech, 3/2/19			
Strikeouts	11	at Florida, 3/16/19			

Ginn’s Career Statistics

	ERA	W-L	App	GS	CG	SHO/CBO	SV	IP	H	R	ER	BB	SO	2B	3B	HR	BF	BAA	WP	HBP	BK	SFA	SHA
2019	2.59	5-0	5	5	0	0/0	0	31.1	23	9	9	3	43	3	0	1	125	.195	7	3	2	1	0
Career	2.59	5-0	5	5	0	0/0	0	31.1	23	9	9	3	43	3	0	1	125	.195	7	3	2	1	0



2019 Game-by-Game

Opponent (Date)	AB	R	H	RBI	BB
YOUNGSTOWN STATE (F15) *	4	2	1	2	1
YOUNGSTOWN STATE (F16) *	4	2	1	--	1
YOUNGSTOWN STATE (F16) *	4	2	1	--	1
UAB (F20) *	3	--	--	--	1
SOUTHERN MISS (F22) *	4	--	--	--	--
SOUTHERN MISS (F23) *	3	--	1	--	1
SOUTHERN MISS (F24) *	4	--	--	--	--
JACKSON STATE (F26) *	4	2	2	--	--
SOUTHEASTERN LOUISIANA (F27) *	5	1	2	--	--
vs. Sam Houston State (Mr1) *	4	--	--	--	--
vs. Texas Tech (Mr2) *	3	2	1	--	1
EAST CAROLINA (Mr5) *	3	1	--	--	1
ARKANSAS-PINE BLUFF (Mr6) *	3	1	--	1	1
MAINE (Mr8) *	4	1	1	1	--
MAINE (Mr8) *	4	--	1	--	--
MAINE (Mr10) *	3	1	--	--	--
GRAMBLING (Mr13) *	2	--	--	--	--
at Florida (Mr15) *	3	--	--	--	--
at Florida (Mr16) *	5	--	--	--	--
at Florida (Mr16)	--	1	--	--	--
LITTLE ROCK (Mr19) *	4	2	--	--	1
at Samford (Mr20) *	5	1	2	1	--
AUBURN (Mr22)					
AUBURN (Mr23)					
AUBURN (Mr24)					
MISSISSIPPI VALLEY STATE (Mr26)					
LSU (Mr28)					
LSU (Mr29)					
LSU (Mr30)					
ULM (A3)					
at Tennessee (A5)					
at Tennessee (A6)					
at Tennessee (A7)					
SOUTH ALABAMA (A10)					
ALABAMA (A12)					
ALABAMA (A13)					
ALABAMA (A14)					
TEXAS SOUTHERN (A16)					
at Arkansas (A18)					
at Arkansas (A19)					
at Arkansas (A20)					
vs. Ole Miss (A23)					
GEORGIA (A26)					
GEORGIA (A27)					
GEORGIA (A28)					
at Texas A&M (My2)					
at Texas A&M (My3)					
at Texas A&M (My4)					
MEMPHIS (My8)					
at Ole Miss (My10)					
at Ole Miss (My11)					
at Ole Miss (My12)					
SOUTH CAROLINA (My16)					
SOUTH CAROLINA (My17)					
SOUTH CAROLINA (My18)					

* - Denotes Game Started

2019 Biography

Season: Appeared in all 22 games and started 21 of them, each time in left field.

Youngstown State (2/15-16): Collected a hit, walked and scored two runs in each game of the three game series. . . Doubled and drove in a pair of RBIs in the season opener. . . Went 1-for-4 in game two. . . Doubled in the series finale. **UAB (2/20):** Reached base via walk. **Southern Miss (2/22-24):** Started all three games. . . Doubled and walked in the middle game of the series. **Jackson State (2/26):** Picked up two hits, scored two runs and stole one base. **Southeastern Louisiana (2/27):** Went 2-for-5 with a double and a stolen base. **Frisco Classic (3/1-2):** Started both games. *vs. Texas Tech (3/2):* Scored twice with a hit and a walk. **ECU (3/5):** Walked and scored one run. **Arkansas-Pine Bluff (3/6):** Walked with the bases loaded to collect one RBI. . . Scored one run. **Maine (3/8-10):** Tallied two hits in the series. . . Posted an RBI single in the series opener. . . Stole one base and scored one run. . . Collected hit in the middle game. . . Reached base twice, stole two bases and scored one run. **at Florida (3/15-16):** Started first two games...Went hitless...Entered as a pinch runner and scored in the series finale. **Little Rock (3/19):** Scored twice despite going hitless. **at Samford (3/20):** Went 2-for-5...Hit game-tying RBI single in the seventh inning.

R. Jordan's Single-Game Career Highs

At-Bats	6	vs Oklahoma, 6/3/18	Total Bases	7	vs Oklahoma, 6/3/18
Runs	3	at Kentucky, 5/13/18	Walks	2	Eight Times; Last Florida, 5/19/18
Hits	3	12 Times; Last at Vanderbilt, 6/10/18	Strikeouts	2	18 Times; Last East Carolina, 3/5/19
RBI	4	New Mexico State, 3/7/18	Stolen Bases	2	Maine, 3/10/19
Doubles	2	at Auburn, 4/14/18			
Triples	1	at Vanderbilt, 6/9/18			
Home Runs	1	14 Times; Last vs Oklahoma, 6/3/18			

R. Jordan's Career Statistics

	Avg	GP- GS	AB	R	H	2B	3B	HR	RBI	TB	SLG%	BB	HBP	SO	GDP	OB%	SF	SH	SB-ATT	PO	A	E	FLD%
2018	.321	57-51	193	39	62	15	1	7	37	100	.518	21	4	40	4	.390	5	3	2-2	87	2	4	.957
2019	.167	22-21	78	19	13	4	0	0	5	17	.218	9	1	13	1	.258	1	1	5-6	23	0	0	1.000
Career	.277	79-72	271	58	75	19	1	7	42	117	.432	30	5	53	5	.353	6	4	7-8	110	2	4	.966



2019 Game-by-Game

Opponent (Date)	AB	R	H	RBI	BB
YOUNGSTOWN STATE (F15) *	5	3	2	4	--
YOUNGSTOWN STATE (F16) *	3	2	2	6	1
YOUNGSTOWN STATE (F16) *	5	--	3	3	--
UAB (F20) *	3	--	--	--	1
SOUTHERN MISS (F22) *	4	--	--	--	--
SOUTHERN MISS (F23) *	4	--	1	2	1
SOUTHERN MISS (F24) *	4	--	2	2	1
JACKSON STATE (F26) *	3	--	--	2	--
SOUTHEASTERN LOUISIANA (F27) *	3	2	1	--	1
vs. Sam Houston State (Mr1) *	3	1	1	1	--
vs. Texas Tech (Mr2) *	4	1	--	--	1
EAST CAROLINA (Mr5) *	4	--	--	--	--
ARKANSAS-PINE BLUFF (Mr6) *	4	--	1	1	--
MAINE (Mr8) *	5	--	--	--	--
MAINE (Mr8) *	3	--	--	1	--
MAINE (Mr10) *	4	2	1	--	1
GRAMBLING (Mr13) *	3	4	3	2	3
at Florida (Mr15) *	5	1	2	--	--
at Florida (Mr16) *	5	2	2	1	--
at Florida (Mr16) *	4	--	--	--	--
LITTLE ROCK (Mr19) *	5	2	2	1	1
at Samford (Mr20) *	5	--	--	--	--
AUBURN (Mr22)					
AUBURN (Mr23)					
AUBURN (Mr24)					
MISSISSIPPI VALLEY STATE (Mr26)					
LSU (Mr28)					
LSU (Mr29)					
LSU (Mr30)					
ULM (A3)					
at Tennessee (A5)					
at Tennessee (A6)					
at Tennessee (A7)					
SOUTH ALABAMA (A10)					
ALABAMA (A12)					
ALABAMA (A13)					
ALABAMA (A14)					
TEXAS SOUTHERN (A16)					
at Arkansas (A18)					
at Arkansas (A19)					
at Arkansas (A20)					
vs. Ole Miss (A23)					
GEORGIA (A26)					
GEORGIA (A27)					
GEORGIA (A28)					
at Texas A&M (My2)					
at Texas A&M (My3)					
at Texas A&M (My4)					
MEMPHIS (My8)					
at Ole Miss (My10)					
at Ole Miss (My11)					
at Ole Miss (My12)					
SOUTH CAROLINA (My16)					
SOUTH CAROLINA (My17)					
SOUTH CAROLINA (My18)					

* - Denotes Game Started

2019 Biography

Awards: Earned Perfect Game National Hitter of the Week honors and Collegiate Baseball Newspaper National Player of the Week Honor Roll laurels after batting .538 with 13 RBIs during opening weekend versus Youngstown State.

Season: Started at first base in all 22 games...Hit walk-off, RBI double in rubber game of Southern Miss series (2/24).

Youngstown State (2/15-16): Batted .538 with seven hits, five going for extra bases Hit two home runs and tallied 13 RBIs in the season-opening series... Collected multi-hit and multi-RBI performances in all three contests...Doubled and homered in game one of the series...Went 2-for-3 with a double, home run and six RBIs in the middle game...Had three hits in the final game against the Penguins...Also doubled and plated three runs. **UAB (2/20):** Walked in one of four plate appearances. **Southern Miss (2/22-24):** Collected three hits in twelve at-bats in the three-game series to go along with four RBIs...Earned two RBIs on one hit in game two...Hit a walk-off, RBI double in rubber game of series. **Jackson State (2/26):** Drove in two runs via a sacrifice fly and a hit-by-pitch. **Southeastern Louisiana (2/27):** Doubled, walked and scored two runs. **Frisco Classic (3/1-2):** Scored a pair of runs and drove in one RBI. *vs. Sam Houston State (3/1):* Earned an RBI via sacrifice fly...Also collected a hit and scored a run. *vs. Texas Tech (3/2):* Walked and scored the eventual game-winning run. **Arkansas-Pine Bluff (3/6):** Collected an RBI on a single. **Maine (3/8-10):** Went 0-for-8 in series-opening doubleheader...Bounced back with a single, walk, stolen base and two runs scored in game three. **Grambling (3/13):** Reached base in all six plate appearances with three hits and three walks...Drove in two RBIs and scored four times. **at Florida (3/15-16):** Collected four hits and scored three runs in the weekend series...Went 2-for-5 in game one and scored...Had two hits, two runs and an RBI in the middle game. **Little Rock (3/19):** Doubled and drove in an RBI.

Allen's Single-Game Career Highs

At-Bats	7	at Missouri, 3/24/18	Total Bases	7	Florida, 5/18/18
Runs	4	Grambling, 3/13/19	Walks	3	Grambling, 3/13/19
Hits	3	Seven Times; Last Grambling, 3/13/19	Strikeouts	3	Four Times; Last vs North Carolina, 6/19/18
RBIs	6	Youngstown State, 2/16/19	Stolen Bases	1	Maine, 3/10/19
Doubles	3	vs. Samford, 6/3/18			
Triples	1	Five Times; vs Ole Miss, 4/24/18			
Home Runs	1	Eight times; Last at Florida, 3/16/19			

Allen's Career Statistics

	Avg	GP- GS	AB	R	H	2B	3B	HR	RBI	TB	SLG%	BB	HBP	SO	GDP	OB%	SF	SH	SB-ATT	PO	A	E	FLD%
2018	.287	68-68	275	42	79	18	5	5	45	122	.444	27	2	62	6	.353	2	2	0-2	329	23	6	.983
2019	.261	22-22	88	20	23	7	0	3	26	39	.443	11	2	11	2	.346	3	0	1-1	175	3	1	.994
Career	.281	90-90	363	62	102	25	5	8	71	161	.444	38	4	73	8	.351	5	2	1-3	504	26	7	.987



2019 Game-by-Game

Opponent (Date)	Dec.	IP	H	R (ER)	BB	K
YOUNGSTOWN STATE (F15)			-DNP-			
YOUNGSTOWN STATE (F16)	ND	1.0	--	-- (--)	--	1
YOUNGSTOWN STATE (F16)			-DNP-			
UAB (F20)	ND	1.1	--	-- (--)	--	3
SOUTHERN MISS (F22)			-DNP-			
SOUTHERN MISS (F23)	ND	1.0	2	1(1)	--	1
SOUTHERN MISS (F24)			-DNP-			
JACKSON STATE (F26)	ND	2.0	1	-- (--)	--	--
SOUTHEASTERN LOUISIANA (F27)			-DNP-			
vs. Sam Houston State (Mr1)			-DNP-			
vs. Texas Tech (Mr2)			-DNP-			
EAST CAROLINA (Mr5)			-DNP-			
ARKANSAS-PINE BLUFF (Mr6)	H	1.0	1	-- (--)	--	1
MAINE (Mr8)			-DNP-			
MAINE (Mr8)	H	1.0	--	-- (--)	--	2
MAINE (Mr10)	ND	0.1	--	-- (--)	1	--
GRAMBLING (Mr13)	ND	1.0	--	-- (--)	--	1
at Florida (Mr15)			-DNP-			
at Florida (Mr16)			-DNP-			
at Florida (Mr16)	ND	1.0	1	1(1)	--	--
LITTLE ROCK (Mr19)	H	4.0	1	-- (--)	1	5
at Samford (Mr20)			-DNP-			
AUBURN (Mr22)						
AUBURN (Mr23)						
AUBURN (Mr24)						
MISSISSIPPI VALLEY STATE (Mr26)						
LSU (Mr28)						
LSU (Mr29)						
LSU (Mr30)						
ULM (A3)						
at Tennessee (A5)						
at Tennessee (A6)						
at Tennessee (A7)						
SOUTH ALABAMA (A10)						
ALABAMA (A12)						
ALABAMA (A13)						
ALABAMA (A14)						
TEXAS SOUTHERN (A16)						
at Arkansas (A18)						
at Arkansas (A19)						
at Arkansas (A20)						
vs. Ole Miss (A23)						
GEORGIA (A26)						
GEORGIA (A27)						
GEORGIA (A28)						
at Texas A&M (My2)						
at Texas A&M (My3)						
at Texas A&M (My4)						
MEMPHIS (My8)						
at Ole Miss (My10)						
at Ole Miss (My11)						
at Ole Miss (My12)						
SOUTH CAROLINA (My16)						
SOUTH CAROLINA (My17)						
SOUTH CAROLINA (My18)						

* - Denotes Game Started | (W)in, (L)oss, H(ol)d, (S)ave, (B)low Save

2019 Biography

Season: Made ten appearances, all in relief. . . Made his MSU debut against Youngstown State (2/16) and threw a scoreless ninth inning in relief.

Youngstown State (2/15-16): Threw the final inning of series finale. . . Tossed a scoreless frame with one strikeout. **UAB (2/20):** Sat down three batters via strikeout in 1 1/3 innings. **Southern Miss (2/22-24):** Allowed one run on two hits in middle game of the series. **Jackson State (2/26):** Tossed two scoreless innings of relief. **Arkansas-Pine Bluff (3/6):** Threw a scoreless seventh inning. **Maine (3/8-10):** Appeared in each of the final two games. . . Struck out two in one scoreless inning of the middle game in the series. . . Walked one in 1/3 of an inning in the final game. **Grambling (3/13):** Tossed a scoreless sixth inning. . . Struck out one. **Florida (3/15-16):** Pitched in final game...Allowed a run. **Little Rock (3/19):** Pitched four-inning scoreless relief effort...Struck out five... Allowed just one hit and one walk.

Smith's Single-Game Career Highs

Innings Pitched	4.0	Little Rock, 3/19/19	Wild Pitches	1	Little Rock, 3/19/19
Fewest Hits	0	Four Times; Last Maine, 3/10/19	Hit-by-Pitch	1	Twice; Last at Florida, 3/16/19
Fewest Runs	0	Seven Times; Last Little Rock, 3/19/19	Total Pitches	53	Little Rock, 3/19/19
Fewest Earned Runs	0	Seven Times; Last Little Rock, 3/19/19			
Walks	1	Twice; Last Little Rock, 3/19/19			
Strikeouts	5	Little Rock, 3/19/19			

Smith's Career Statistics

	ERA	W-L	App	GS	CG	SHO/CBO	SV	IP	H	R	ER	BB	SO	2B	3B	HR	BF	BAA	WP	HBP	BK	SFA	SHA
2019	1.32	0-0	10	0	0	0/1	0	13.2	6	2	2	2	14	1	1	1	50	.133	1	2	0	0	1
Career	1.32	0-0	10	0	0	0/1	0	13.2	6	2	2	2	14	1	1	1	50	.133	1	2	0	0	1



2019 Game-by-Game

Opponent (Date)	AB	R	H	RBI	BB
YOUNGSTOWN STATE (F15) *	4	1	--	--	1
YOUNGSTOWN STATE (F16) *	4	2	2	1	--
YOUNGSTOWN STATE (F16)			-DNP-		
UAB (F20) *	3	1	1	1	--
SOUTHERN MISS (F22) *	4	--	2	--	--
SOUTHERN MISS (F23) *	4	3	3	3	--
SOUTHERN MISS (F24) *	4	--	--	--	--
JACKSON STATE (F26)			-DNP-		
SOUTHEASTERN LOUISIANA (F27) *	3	--	--	--	--
vs. Sam Houston State (Mr1) *	4	--	--	--	--
vs. Texas Tech (Mr2) *	5	--	1	--	--
EAST CAROLINA (Mr5) *	2	--	--	--	1
ARKANSAS-PINE BLUFF (Mr6)	--	--	--	--	--
MAINE (Mr8) *	3	--	--	--	--
MAINE (Mr8) *	4	1	1	2	--
MAINE (Mr10) *	3	1	2	2	1
GRAMBLING (Mr13)			-DNP-		
at Florida (Mr15) *	2	1	--	--	2
at Florida (Mr16) *	5	--	3	1	--
at Florida (Mr16)	1	--	1	--	--
LITTLE ROCK (Mr19)			-DNP-		
at Samford (Mr20) *	3	1	1	--	2
AUBURN (Mr22)					
AUBURN (Mr23)					
AUBURN (Mr24)					
MISSISSIPPI VALLEY STATE (Mr26)					
LSU (Mr28)					
LSU (Mr29)					
LSU (Mr30)					
ULM (A3)					
at Tennessee (A5)					
at Tennessee (A6)					
at Tennessee (A7)					
SOUTH ALABAMA (A10)					
ALABAMA (A12)					
ALABAMA (A13)					
ALABAMA (A14)					
TEXAS SOUTHERN (A16)					
at Arkansas (A18)					
at Arkansas (A19)					
at Arkansas (A20)					
vs. Ole Miss (A23)					
GEORGIA (A26)					
GEORGIA (A27)					
GEORGIA (A28)					
at Texas A&M (My2)					
at Texas A&M (My3)					
at Texas A&M (My4)					
MEMPHIS (My8)					
at Ole Miss (My10)					
at Ole Miss (My11)					
at Ole Miss (My12)					
SOUTH CAROLINA (My16)					
SOUTH CAROLINA (My17)					
SOUTH CAROLINA (My18)					

* - Denotes Game Started

2019 Biography

Season: Appeared in 18 games with 16 starts. . . Posted his first career multi-home run game in the middle game of the series with Southern Miss (2/23).
Youngstown State (2/15-16): Scored all three times he reached base in the series opener and finale. . . Walked and scored one run in the opener. . . Went 2-for-4 in game three with an RBI and a pair of runs scored. **UAB (2/20):** Finished 1-for-3 with one RBI. **Southern Miss (2/22-24):** Went 5-for-8 in the first two games of the series. . . Tallied two hits in series opener. . . Homered twice with three RBIs and three runs scored in 3-for-4 performance in the middle game of the series. **Frisco Classic (3/1-2):** vs. *Sam Houston State (3/1):* Reached on error and scored one run. vs. *Texas Tech (3/2):* Singled once in five plate appearances. **ECU (3/5):** Reached on a walk and executed a sacrifice bunt. **Maine (3/8-10):** Tallied three hits and four RBIs in the series. . . Hit a two-run home run in middle game of the series. . . Collected an RBI single hit a solo home run in the series finale. **at Florida (3/15-16):** Appeared in three games, strating the first two at catcher...Tallied three hits, a double and an RBI in game two. **at Samford (3/20):** Tallied first career triple...Also walked twice and scored a run.

Skelton's Single-Game Career Highs

At-Bats	5	Six Times; Last at Florida, 3/16/19	Total Bases	9	Southern Miss, 2/23/19
Runs	3	Twice; Last Southern Miss, 2/23/19	Walks	2	Four Times; Last at Samford, 3/20/19
Hits	3	Four Times; Last at Florida, 3/16/19	Strikeouts	3	Vanderbilt, 3/17/18
RBIs	4	vs Oklahoma, 6/1/18	Stolen Bases	1	vs Sam Houston State, 3/1/19
Doubles	2	Twice; Last at Alabama State, 4/11/18			
Triples	1	at Samford, 3/20/19			
Home Runs	2	Southern Miss, 2/23/19			

Skelton's Career Statistics

	Avg	GP-GS	AB	R	H	2B	3B	HR	RBI	TB	SLG%	BB	HBP	SO	GDP	OB%	SF	SH	SB-ATT	PO	A	E	FLD%
2017	.206	34-17	68	1	14	2	0	0	10	16	.235	8	1	21	1	.295	1	1	0-0	163	35	7	.966
2018	.238	47-38	122	18	29	7	0	1	13	39	.320	13	6	28	3	.338	1	8	0-1	313	55	3	.992
2019	.293	18-16	58	11	17	2	1	4	10	33	.569	7	0	14	1	.369	0	2	1-1	163	26	1	.995
Career	.242	99-71	248	30	60	11	1	5	33	88	.355	28	7	63	5	.333	2	11	1-2	639	116	11	.986



2019 Game-by-Game

Opponent (Date)	AB	R	H	RBI	BB
YOUNGSTOWN STATE (F15)	1	--	1	1	--
YOUNGSTOWN STATE (F16)	1	--	--	--	--
YOUNGSTOWN STATE (F16)			-DNP-		
UAB (F20)			-DNP-		
SOUTHERN MISS (F22)			-DNP-		
SOUTHERN MISS (F23)			-DNP-		
SOUTHERN MISS (F24)			-DNP-		
JACKSON STATE (F26)	--	1	--	--	2
SOUTHEASTERN LOUISIANA (F27)	1	--	--	--	--
vs. Sam Houston State (Mr1)			-DNP-		
vs. Texas Tech (Mr2)			-DNP-		
EAST CAROLINA (Mr5)	1	--	--	--	--
ARKANSAS-PINE BLUFF (Mr6) *	2	--	1	--	--
MAINE (Mr8)			-DNP-		
MAINE (Mr8)			-DNP-		
MAINE (Mr10)			-DNP-		
GRAMBLING (Mr13) *	3	--	2	2	--
at Florida (Mr15) *	2	--	1	1	1
at Florida (Mr16) *	5	--	2	1	--
at Florida (Mr16) *	2	1	2	--	--
LITTLE ROCK (Mr19) *	3	1	2	2	1
at Samford (Mr20) *	2	--	--	--	--
AUBURN (Mr22)					
AUBURN (Mr23)					
AUBURN (Mr24)					
MISSISSIPPI VALLEY STATE (Mr26)					
LSU (Mr28)					
LSU (Mr29)					
LSU (Mr30)					
ULM (A3)					
at Tennessee (A5)					
at Tennessee (A6)					
at Tennessee (A7)					
SOUTH ALABAMA (A10)					
ALABAMA (A12)					
ALABAMA (A13)					
ALABAMA (A14)					
TEXAS SOUTHERN (A16)					
at Arkansas (A18)					
at Arkansas (A19)					
at Arkansas (A20)					
vs. Ole Miss (A23)					
GEORGIA (A26)					
GEORGIA (A27)					
GEORGIA (A28)					
at Texas A&M (My2)					
at Texas A&M (My3)					
at Texas A&M (My4)					
MEMPHIS (My8)					
at Ole Miss (My10)					
at Ole Miss (My11)					
at Ole Miss (My12)					
SOUTH CAROLINA (My16)					
SOUTH CAROLINA (My17)					
SOUTH CAROLINA (My18)					

* - Denotes Game Started

2019 Biography

Season: Appeared in 12 games with seven starts.

Youngstown State (2/15-16): Played in two of the three games...Entered as a pinch-hitter in the season opener...Posted an RBI single...Came into game two as a defensive substitution at first base. **Jackson State (2/26):** Pinch-hit in the seventh...Walked twice and scored once. **Arkansas-Pine Bluff (3/6):** Started at designated hitter and went 1-for-2. **Grambling (3/13):** Posted a pair of extra-base hits...Drove in two RBIs...Had an RBI double and RBI triple in the game...Triple was first of his career. **at Florida (3/15-16):** Started all three games, twice at DH and once in left field...Tallied five hits over the weekend...Earned one RBI in both games one and two...Collected two hits, a double and scored in finale. **Little Rock (3/19):** Tallied two hits, one of them a triple...Drove in two RBIs...Also walked and executed his first stolen base of the season. **at Samford (3/20):** Had 0-for-2 day.

Hatcher's Single-Game Career Highs

At-Bats	6	Twice: Last at Alabama State, 4/11/18	Total Bases	9	vs UC Santa Barbara, 2/23/18
Runs	2	Five Times; Last vs LSU, 5/22/18	Walks	2	Five Times; Last Jackson State, 2/26/19
Hits	4	Twice; Last Alcorn State, 3/20/18	Strikeouts	3	Four Times; Last at Auburn, 4/14/18
RBI's	3	Twice; Last , 4/7/18	Stolen Bases	1	Five Times; Last Little Rock, 3/19/19
Doubles	2	Alcorn State, 3/20/18			
Triples	1	Twice; Last Little Rock, 3/19/19			
Home Runs	2	vs UC Santa Barbara, 2/23/18			

Hatcher's Career Statistics

	Avg	GP- GS	AB	R	H	2B	3B	HR	RBI	TB	SLG%	BB	HBP	SO	GDP	OB%	SF	SH	SB-ATT	PO	A	E	FLD%
2018	.259	48-44	174	25	45	4	0	3	16	58	.333	20	4	47	5	.345	2	4	4-5	209	13	0	1.000
2019	.478	12-7	23	3	11	2	2	0	7	17	.739	4	1	4	0	.571	0	0	1-2	1	1	0	1.000
Career	.284	60-51	197	28	56	6	2	3	23	75	.381	24	5	51	5	.373	2	4	5-7	210	14	0	1.000



2019 Game-by-Game

Opponent (Date)	AB	R	H	RBI	BB
YOUNGSTOWN STATE (F15) *	5	3	4	2	0
YOUNGSTOWN STATE (F16) *	3	2	0	0	2
YOUNGSTOWN STATE (F16) *	1	2	1	1	1
UAB (F20) *	3	0	0	0	1
SOUTHERN MISS (F22) *	4	0	1	0	0
SOUTHERN MISS (F23) *	4	0	1	1	1
SOUTHERN MISS (F24) *	5	3	2	0	0
JACKSON STATE (F26) *	6	2	2	3	0
SOUTHEASTERN LOUISIANA (F27) *	3	3	2	0	1
vs. Sam Houston State (Mr1) *	4	0	1	0	0
vs. Texas Tech (Mr2) *	5	0	1	0	0
EAST CAROLINA (Mr5) *	3	1	3	0	1
ARKANSAS-PINE BLUFF (Mr6) *	4	1	0	0	0
MAINE (Mr8) *	4	1	2	4	1
MAINE (Mr8) *	2	0	0	0	0
MAINE (Mr10)			-DNP-		
GRAMBLING (Mr13) *	5	2	2	1	1
at Florida (Mr15) *	5	1	1	--	--
at Florida (Mr16) *	5	1	1	1	--
at Florida (Mr16) *	4	--	1	1	--
LITTLE ROCK (Mr19) *	5	2	3	2	1
at Samford (Mr20) *	4	--	--	1	1
AUBURN (Mr22)					
AUBURN (Mr23)					
AUBURN (Mr24)					
MISSISSIPPI VALLEY STATE (Mr26)					
LSU (Mr28)					
LSU (Mr29)					
LSU (Mr30)					
ULM (A3)					
at Tennessee (A5)					
at Tennessee (A6)					
at Tennessee (A7)					
SOUTH ALABAMA (A10)					
ALABAMA (A12)					
ALABAMA (A13)					
ALABAMA (A14)					
TEXAS SOUTHERN (A16)					
at Arkansas (A18)					
at Arkansas (A19)					
at Arkansas (A20)					
vs. Ole Miss (A23)					
GEORGIA (A26)					
GEORGIA (A27)					
GEORGIA (A28)					
at Texas A&M (My2)					
at Texas A&M (My3)					
at Texas A&M (My4)					
MEMPHIS (My8)					
at Ole Miss (My10)					
at Ole Miss (My11)					
at Ole Miss (My12)					
SOUTH CAROLINA (My16)					
SOUTH CAROLINA (My17)					
SOUTH CAROLINA (My18)					

* - Denotes Game Started

2019 Biography

Season: Started 21 games at shortstop...Reached base in 14-straight games to start the season.

Youngstown State (2/15-16): Collected five hits, seven runs, three RBIs and three walks in the series...Tallied four hits – including a double – with two RBIs in the season opener...Scored three runs on opening day...Walked twice and scored a pair of runs in the middle game of the series...Tripled, drove in a run and scored twice in the series finale. **UAB (2/20):** Reached base via walk. **Southern Miss (2/22-24):** Tallied four hits in the series...Posted an RBI single and stole a base in the middle game of the series...Chipped in two hits – including a double – and scored three runs in series finale. **Jackson State (2/26):** Went 2-for-6 with a double and three RBIs. **Southeastern Louisiana (2/27):** Grabbed two hits, walked and scored twice. **Frisco Classic (3/1-2):** vs. *Sam Houston State (3/1):* Went 1-for-4. vs. *Texas Tech (3/2):* Double for his lone hit in five at-bats. **ECU (3/5):** Went 3-for-3 with a double...Walked and scored a run. **Arkansas-Pine Bluff (3/6):** Scored one run after a hit-by-pitch. **Maine (3/8-10):** Started the first two games of the series...Hit a three-run home run and chipped in an RBI single in series opener...Totalled four RBIs. **Grambling (3/13):** Collected two hits in five at-bats...Posted an RBI triple. **at Florida (3/15-16):** Tallied a hit in each games...Doubled and drove in a RBI in each of last two games of series. **Little Rock (3/19):** Went 3-for-5 with a pair of RBIs...Also walked and scored twice. **at Samford (3/20):** Earned an RBI on a fielder's choice.

Westburg's Single-Game Career Highs

At-Bats	6	Twice; Last Jackson State, 2/26/19	Total Bases	7	Twice; Last vs North Carolina, 6/19/18
Runs	3	Four Times; Last Southeastern Louisiana, 2/27/19	Walks	2	Youngstown State, 2/16/19
Hits	4	Twice; Last Youngstown State, 2/15/19	Strikeouts	3	Five Times; Last at Florida, 3/16/19
RBIs	7	vs North Carolina, 6/19/18	Stolen Bases	1	Twice; Last Jackson State, 2/26/19
Doubles	3	at Kentucky, 5/13/18			
Triples	1	Twice; Last Grambling, 3/13/19			
Home Runs	1	Three Times; Last Maine, 3/8/19			

Westburg's Career Statistics

	Avg	GP- GS	AB	R	H	2B	3B	HR	RBI	TB	SLG%	BB	HBP	SO	GDP	OB%	SF	SH	SB-ATT	PO	A	E	FLD%
2018	.248	42-31	121	18	30	11	0	2	30	47	.388	10	4	35	2	.319	3	1	0-0	11	38	4	.925
2019	.333	21-21	84	24	28	7	2	1	17	42	.500	11	5	23	0	.440	0	0	2-2	18	48	5	.930
Career	.283	63-52	205	42	58	18	2	3	47	89	.434	21	9	58	2	.370	3	1	2-2	29	86	9	.927



2019 Game-by-Game

Opponent (Date)	AB	R	H	RBI	BB
YOUNGSTOWN STATE (F15)	1	--	--	--	--
YOUNGSTOWN STATE (F16)	1	--	--	--	--
YOUNGSTOWN STATE (F16) *	3	1	1	1	--
UAB (F20)			-DNP-		
SOUTHERN MISS (F22) *	2	--	1	--	--
SOUTHERN MISS (F23)			-DNP-		
SOUTHERN MISS (F24) *	4	--	1	--	--
JACKSON STATE (F26) *	2	--	--	--	--
SOUTHEASTERN LOUISIANA (F27)	1	--	1	--	1
vs. Sam Houston State (Mr1) *	3	1	1	--	--
vs. Texas Tech (Mr2) *	2	--	1	--	--
EAST CAROLINA (Mr5) *	3	--	--	--	--
ARKANSAS-PINE BLUFF (Mr6)	1	--	1	2	--
MAINE (Mr8) *	4	2	2	--	--
MAINE (Mr8) *	2	--	--	--	--
MAINE (Mr10) *	1	--	--	--	--
GRAMBLING (Mr13)	2	--	--	--	--
at Florida (Mr15)			-DNP-		
at Florida (Mr16)			-DNP-		
at Florida (Mr16)	1	--	--	--	--
LITTLE ROCK (Mr19) *	3	--	1	2	--
at Samford (Mr20)			-DNP-		
AUBURN (Mr22)					
AUBURN (Mr23)					
AUBURN (Mr24)					
MISSISSIPPI VALLEY STATE (Mr26)					
LSU (Mr28)					
LSU (Mr29)					
LSU (Mr30)					
ULM (A3)					
at Tennessee (A5)					
at Tennessee (A6)					
at Tennessee (A7)					
SOUTH ALABAMA (A10)					
ALABAMA (A12)					
ALABAMA (A13)					
ALABAMA (A14)					
TEXAS SOUTHERN (A16)					
at Arkansas (A18)					
at Arkansas (A19)					
at Arkansas (A20)					
vs. Ole Miss (A23)					
GEORGIA (A26)					
GEORGIA (A27)					
GEORGIA (A28)					
at Texas A&M (My2)					
at Texas A&M (My3)					
at Texas A&M (My4)					
MEMPHIS (My8)					
at Ole Miss (My10)					
at Ole Miss (My11)					
at Ole Miss (My12)					
SOUTH CAROLINA (My16)					
SOUTH CAROLINA (My17)					
SOUTH CAROLINA (My18)					

* - Denotes Game Started

2019 Biography

Season: Appeared in 17 games with 12 starts... Made his MSU debut as a pinch-hitter against Youngstown State (2/15) in the season opener... Hit 400-foot solo home run versus Youngstown State (2/16) for his first collegiate hit

Youngstown State (2/15-16): Appeared in all three games... Made his Diamond Dawg debut as pinch-hitter... Came in as a defensive replacement at catcher in the middle game... Made his first start at catcher in the series finale... Hit a 400-foot home run for his first collegiate hit. **Southern Miss (2/22-24):** Started two games... Grabbed a hit in each game... Went 1-for-2 in the first game... Doubled in the series finale. **Jackson State (2/26):** Started at designated hitter and was hit-by-pitch. **Southeastern Louisiana (2/27):** Singled and walked after pinch-hitting in the seventh. **Frisco Classic (3/1-2):** Started both games as the designated hitter... Collected two hits in five total at-bats. vs. *Sam Houston State (3/1):* Went 1-for-3 with a double and a run scored. vs. *Texas Tech (3/2):* Singled in two at-bats. **Arkansas-Pine Bluff (3/6):** Pinch hit and drove in pair of runs with a double. **Maine (3/8-10):** Started all three games at designated hitter... Went 2-for-4 with a double in the opener. **Grambling (3/13):** Went 0-for-2 in start at catcher. **at Florida (3/15-16):** Appeared in finale as a pinch hitter. **Little Rock (3/19):** Started at catcher...Hit a two-RBI single.

Jones' Single-Game Career Highs

At-Bats	4	Twice; Last Maine, 3/8/19	Total Bases	4	Youngstown State, 2/16/19
Runs	2	Last Maine, 3/8/19	Walks	1	Southeastern Louisiana, 2/27/19
Hits	2	Last Maine, 3/8/19	Strikeouts	1	Six Times; Last Little Rock, 3/19/19
RBI's	2	Twice; Last Little Rock, 3/19/19	Stolen Bases	1	Maine, 3/8/19
Doubles	1	Four Times; Last Maine, 3/8/19			
Triples	---				
Home Runs	1	Youngstown State, 2/16/19			

Jones' Career Statistics

	Avg	GP- GS	AB	R	H	2B	3B	HR	RBI	TB	SLG%	BB	HBP	SO	GDP	OB%	SF	SH	SB-ATT	PO	A	E	FLD%
2019	.278	17-12	36	4	10	4	0	1	5	17	.472	1	1	6	0	.316	0	0	1-2	43	2	1	.978
Career	.278	17-12	36	4	10	4	0	1	5	17	.472	1	1	6	0	.316	0	0	1-2	43	2	1	.978



2019 Game-by-Game

Opponent (Date)	Dec.	IP	H	R (ER)	BB	K
YOUNGSTOWN STATE (F15)	ND	2.0	1	1 (1)	1	2
YOUNGSTOWN STATE (F16)		-DNP-				
YOUNGSTOWN STATE (F16)		-DNP-				
UAB (F20) *	ND	4.2	7	2 (2)	--	3
SOUTHERN MISS (F22)		-DNP-				
SOUTHERN MISS (F23)		-DNP-				
SOUTHERN MISS (F24)		-DNP-				
JACKSON STATE (F26)		-DNP-				
SOUTHEASTERN LOUISIANA (F27) * W		6.0	1	-- (--)	2	9
vs. Sam Houston State (Mr1)		-DNP-				
vs. Texas Tech (Mr2)		-DNP-				
EAST CAROLINA (Mr5)	H	3.0	1	1 (1)	1	4
ARKANSAS-PINE BLUFF (Mr6)		-DNP-				
MAINE (Mr8)		-DNP-				
MAINE (Mr8)		-DNP-				
MAINE (Mr10)	ND	0.0	1	3 (3)	1	--
GRAMBLING (Mr13) *	ND	3.0	2	-- (--)	--	3
at Florida (Mr15)		-DNP-				
at Florida (Mr16)		-DNP-				
at Florida (Mr16)		-DNP-				
LITTLE ROCK (Mr19)		-DNP-				
at Samford (Mr20) *	ND	3.0	6	4(3)	2	3
AUBURN (Mr22)						
AUBURN (Mr23)						
AUBURN (Mr24)						
MISSISSIPPI VALLEY STATE (Mr26)						
LSU (Mr28)						
LSU (Mr29)						
LSU (Mr30)						
ULM (A3)						
at Tennessee (A5)						
at Tennessee (A6)						
at Tennessee (A7)						
SOUTH ALABAMA (A10)						
ALABAMA (A12)						
ALABAMA (A13)						
ALABAMA (A14)						
TEXAS SOUTHERN (A16)						
at Arkansas (A18)						
at Arkansas (A19)						
at Arkansas (A20)						
vs. Ole Miss (A23)						
GEORGIA (A26)						
GEORGIA (A27)						
GEORGIA (A28)						
at Texas A&M (My2)						
at Texas A&M (My3)						
at Texas A&M (My4)						
MEMPHIS (My8)						
at Ole Miss (My10)						
at Ole Miss (My11)						
at Ole Miss (My12)						
SOUTH CAROLINA (My16)						
SOUTH CAROLINA (My17)						
SOUTH CAROLINA (My18)						

* - Denotes Game Started | (W)in, (L)oss, H(old), (S)ave, (B)low Save

2019 Biography

Season: Appeared in seven games with four starts on the mound.

Youngstown State (2/15-16): Appeared in a relief role in the season opener. . . Allowed one run in two innings pitched. . . Allowed one run on one hit and one walk. . . Struck out two. **UAB (2/20):** Made his first start of the season. . . Threw 4 2/3 innings, allowing two runs on seven hits. . . Struck out three batters. **Southeastern Louisiana (2/27):** Shut out the Lions over six innings in a start. . . Struck out nine and walked two. . . Allowed just one hit in collecting the win. **ECU (3/5):** Tossed three innings of relief work while striking out four. . . Allowed one run. **Maine (3/8-10):** Did not record an out in a relief appearance. . . Surrendered three runs in the series finale. **Grambling (3/13):** Threw three innings in a start. . . Struck out three in a scoreless start. **at Samford (3/20):** Started and lasted three innings...Allowed four runs, three earned.

Plumlee’s Single-Game Career Highs

Innings Pitched	8.0	Indiana State, 2/25/17	Wild Pitches	2	vs South Alabama, 6/2/17
Fewest Hits	0	Twice; Last at LSU, 6/11/17	Hit-by-Pitch	2	Auburn, 4/29/17
Fewest Runs	0	11 Times; Last Grambling, 3/13/19	Total Pitches	99	Tennessee, 3/25/17
Fewest Earned Runs	0	12 Times; Last Grambling, 3/13/19			
Walks	6	at Georgia, 5/13/17			
Strikeouts	9	Southeastern Louisiana, 2/27/19			

Plumlee’s Career Statistics

	ERA	W-L	App	GS	CG	SHO/CBO	SV	IP	H	R	ER	BB	SO	2B	3B	HR	BF	BAA	WP	HBP	BK	SFA	SHA
2017	4.01	6-1	26	8	0	0/1	1	74.0	71	37	33	31	54	12	1	8	326	.256	10	10	0	3	5
2019	4.15	1-0	7	4	0	0/1	0	21.2	19	11	10	7	24	2	0	1	97	.221	3	4	0	0	0
Career	4.05	7-1	33	12	0	0/2	1	95.2	90	48	43	38	78	14	1	9	423	.248	13	14	0	3	5



2019 Game-by-Game

Opponent (Date)	Dec.	IP	H	R (ER)	BB	K
YOUNGSTOWN STATE (F15)			-DNP-			
YOUNGSTOWN STATE (F16)			-DNP-			
YOUNGSTOWN STATE (F16)	ND	1.0	--	-- (--)	--	--
UAB (F20)	W	1.0	--	-- (-)	1	--
SOUTHERN MISS (F22)	ND	0.1	1	-- (--)	--	--
SOUTHERN MISS (F23)			-DNP-			
SOUTHERN MISS (F24)	ND	0.0	3	1 (1)	--	--
JACKSON STATE (F26)			-DNP-			
SOUTHEASTERN LOUISIANA (F27)			-DNP-			
vs. Sam Houston State (Mr1)			-DNP-			
vs. Texas Tech (Mr2)			-DNP-			
EAST CAROLINA (Mr5)			-DNP-			
ARKANSAS-PINE BLUFF (Mr6)	H	2.0	1	-- (--)	--	1
MAINE (Mr8)			-DNP-			
MAINE (Mr8)			-DNP-			
MAINE (Mr10)			-DNP-			
GRAMBLING (Mr13)	ND	1.0	1	-- (--)	--	1
at Florida (Mr15)			-DNP-			
at Florida (Mr16)			-DNP-			
at Florida (Mr16)	ND	1.0	--	-- (--)	--	2
LITTLE ROCK (Mr19)	ND	1.0	--	-- (--)	--	2
at Samford (Mr20)			-DNP-			
AUBURN (Mr22)						
AUBURN (Mr23)						
AUBURN (Mr24)						
MISSISSIPPI VALLEY STATE (Mr26)						
LSU (Mr28)						
LSU (Mr29)						
LSU (Mr30)						
ULM (A3)						
at Tennessee (A5)						
at Tennessee (A6)						
at Tennessee (A7)						
SOUTH ALABAMA (A10)						
ALABAMA (A12)						
ALABAMA (A13)						
ALABAMA (A14)						
TEXAS SOUTHERN (A16)						
at Arkansas (A18)						
at Arkansas (A19)						
at Arkansas (A20)						
vs. Ole Miss (A23)						
GEORGIA (A26)						
GEORGIA (A27)						
GEORGIA (A28)						
at Texas A&M (My2)						
at Texas A&M (My3)						
at Texas A&M (My4)						
MEMPHIS (My8)						
at Ole Miss (My10)						
at Ole Miss (My11)						
at Ole Miss (My12)						
SOUTH CAROLINA (My16)						
SOUTH CAROLINA (My17)						
SOUTH CAROLINA (My18)						

* - Denotes Game Started | (W)in, (L)oss, H(ol)d, (S)ave, (B)low'n Save

2019 Biography

Season: Appeared in eight games, all in relief.

Youngstown State (2/15-16): Pitched one inning of scoreless relief in series finale. **UAB (2/20):** Earned the win with one scoreless inning of work. **Southern Miss (2/22-24):** Pitched in two games in the series...Tossed 1/3 of an inning in first game and allowed one hit...Allowed one run on three hits in the series finale...Did not record an out. **Arkansas-Pine Bluff (3/6):** Threw two scoreless innings. **Grambling (3/13):** Threw one scoreless inning...Allowed one hit and struck out one. **at Florida (3/15-16):** Pitched a scoreless inning in game three...Tallied a pair of strikeouts. **Little Rock (3/19):** Delivered a shutout frame.

Self's Single-Game Career Highs

Innings Pitched	5.0	Texas Tech, 2/19/17	Wild Pitches	1	Four Times; Last Arkansas-Pine Bluff, 3/6/19
Fewest Hits	0	20 Times; Last Little Rock, 3/19/19	Hit-by-Pitch	1	Three Times; Last vs Florida State, 6/2/18
Fewest Runs	0	38 Times; Last Little Rock, 3/19/19	Total Pitches	63	Texas Tech, 2/19/17
Fewest Earned Runs	0	41 Times; Last Little Rock, 3/19/19			
Walks	4	at Georgia, 5/14/17			
Strikeouts	7	Texas Tech, 2/19/17			

Self's Career Statistics

	ERA	W-L	App	GS	CG	SHO/CBO	SV	IP	H	R	ER	BB	SO	2B	3B	HR	BF	BAA	WP	HBP	BK	SFA	SHA
2017	3.72	5-2	31	0	0	0/1	8	48.1	44	21	20	20	60	5	0	1	208	.246	2	2	0	3	4
2018	3.51	5-0	18	0	0	0/2	1	25.2	20	13	10	12	20	2	1	3	108	.220	1	1	0	2	2
2019	1.23	1-0	8	0	0	0/1	0	7.1	7	1	1	1	6	1	0	0	28	.259	1	0	0	0	0
Career	3.43	11-2	57	0	0	0/4	9	81.1	71	35	31	33	86	8	1	4	344	.239	4	3	0	5	6



2019 Game-by-Game

Opponent (Date)	AB	R	H	RBI	BB
YOUNGSTOWN STATE (F15) *	5	1	1	--	--
YOUNGSTOWN STATE (F16) *	4	3	3	2	--
YOUNGSTOWN STATE (F16) *	5	1	--	--	--
UAB (F20) *	4	--	1	2	--
SOUTHERN MISS (F22) *	4	--	2	--	--
SOUTHERN MISS (F23) *	4	2	2	1	1
SOUTHERN MISS (F24) *	3	1	--	--	2
JACKSON STATE (F26) *	5	3	2	1	1
SOUTHEASTERN LOUISIANA (F27) *	4	1	2	2	1
vs. Sam Houston State (Mr1) *	4	--	2	1	--
vs. Texas Tech (Mr2) *	3	--	1	1	--
EAST CAROLINA (Mr5) *	4	1	1	--	--
ARKANSAS-PINE BLUFF (Mr6) *	5	1	2	1	1
MAINE (Mr8) *	4	1	2	2	1
MAINE (Mr8) *	4	--	--	--	--
MAINE (Mr10) *	4	1	1	1	--
GRAMBLING (Mr13) *	5	4	4	2	1
at Florida (Mr15) *	5	1	2	1	--
at Florida (Mr16) *	5	2	3	2	--
at Florida (Mr16) *	4	--	--	--	--
LITTLE ROCK (Mr19) *	6	2	5	3	--
at Samford (Mr20) *	5	--	3	1	--
AUBURN (Mr22)					
AUBURN (Mr23)					
AUBURN (Mr24)					
MISSISSIPPI VALLEY STATE (Mr26)					
LSU (Mr28)					
LSU (Mr29)					
LSU (Mr30)					
ULM (A3)					
at Tennessee (A5)					
at Tennessee (A6)					
at Tennessee (A7)					
SOUTH ALABAMA (A10)					
ALABAMA (A12)					
ALABAMA (A13)					
ALABAMA (A14)					
TEXAS SOUTHERN (A16)					
at Arkansas (A18)					
at Arkansas (A19)					
at Arkansas (A20)					
vs. Ole Miss (A23)					
GEORGIA (A26)					
GEORGIA (A27)					
GEORGIA (A28)					
at Texas A&M (My2)					
at Texas A&M (My3)					
at Texas A&M (My4)					
MEMPHIS (My8)					
at Ole Miss (My10)					
at Ole Miss (My11)					
at Ole Miss (My12)					
SOUTH CAROLINA (My16)					
SOUTH CAROLINA (My17)					
SOUTH CAROLINA (My18)					

* - Denotes Game Started

2019 Biography

Season: Started all 22 games in center field...Posted his 300th career hit with his third hit in a four-hit night against Grambling (3/13)...Collected five hits against Little Rock (3/19).

Youngstown State (2/15-16): Collected four hits and scored five times in the series...Doubled and scored one run in the season opener... Went 3-for-4 with two doubles, two RBIs and one stolen base in the middle game. **UAB (2/20):** Stole a base and drove in the game-winning run with a two-run single. **Southern Miss (2/22-24):** Tallied four hits and scored three times for the weekend... Went 2-for-4 with a stolen base in the series opener... Had two hits and walked in the middle game of the series... Scored twice and drove in a run in second game... Walked twice and scored one run in the series finale. **Jackson State (2/26):** Doubled twice, scored three runs and collected one RBI... Also walked and stole one base. **Frisco Classic (3/1-2):** Picked up three hits between the two games... Drove in a run in each game... vs. *Sam Houston State (3/1):* Went 2-for-4... Plated one RBI with a single. vs. *Texas Tech (3/2):* Singled and hit a sacrifice fly. **ECU (3/5):** Went 1-for-4 with a run scored. **Arkansas-Pine Bluff (3/6):** Posted two hits, including an RBI single... Scored one run. **Maine (3/8-10):** Collected two hits and two RBIs in the series opener... Reached on an error and stole a base in the middle game of the series... Went 1-for-4 with one RBI and one run scored... Also stole two bases in the series finale. **Grambling (3/13):** Collected four hits and two RBIs... Also stole a base and scored four times... Added one walk... His third hit of night was the 300th of his career. **at Florida (3/15-16):** Tallied five hits, three of them doubles, between first two games...In game two, two of his three hits were doubles...Also led off the game with a home run. **Little Rock (3/19):** Collected five hits...Doubled and tripled...Drove in three RBIs and stole a base. **at Samford (3/20):** Went 3-for-5, stole a base and earned an RBI.

Mangum's Single-Game Career Highs

At-Bats	7	Twice; Last at Missouri, 3/24/18	Total Bases	8	Twice; Last Little Rock, 3/19/19
Runs	4	Three Times; Last Grambling, 3/13/19	Walks	2	Eight Times; Last Southern Miss, 2/24/19
Hits	5	Three Times; Last Little Rock, 3/19/19	Strikeouts	2	Eleven Times; Last Youngstown State, 2/16/19
RBIs	5	Tennessee, 3/25/17	Stolen Bases	2	Eight Times; Last at Samford, 3/20/19
Doubles	2	Seven Times; Last at Florida, 3/16/19			
Triples	1	Eight Times; Last Little Rock, 3/19/19			
Home Runs	1	Five Times; Last at Florida, 3/16/19			

Mangum's Career Statistics

	Avg	GP- GS	AB	R	H	2B	3B	HR	RBI	TB	SLG%	BB	HBP	SO	GDP	OB%	SF	SH	SB-ATT	PO	A	E	FLD%
2016	.408	62-43	206	40	84	12	3	1	28	105	.510	14	5	20	3	.458	0	1	6-7	90	2	5	.948
2017	.324	65-65	278	51	90	15	1	0	26	107	.385	9	17	35	4	.380	1	1	14-21	145	8	2	.987
2018	.351	68-68	288	63	101	22	3	3	33	138	.479	30	13	29	2	.434	1	0	14-17	169	5	3	.983
2019	.406	22-22	96	25	39	10	1	1	23	54	.563	8	3	5	0	.463	1	0	15-18	39	2	0	1.000
Career	.362	217-198	868	179	314	59	8	5	110	404	.465	61	38	89	9	.426	3	2	49-63	443	17	10	.979



2019 Game-by-Game

Opponent (Date)	Dec.	IP	H	R (ER)	BB	K
YOUNGSTOWN STATE (F15)			-DNP-			
YOUNGSTOWN STATE (F16)	ND	2.0	--	-- (--)	1	4
YOUNGSTOWN STATE (F16)			-DNP-			
UAB (F20)			-DNP-			
SOUTHERN MISS (F22)			-DNP-			
SOUTHERN MISS (F23)			-DNP-			
SOUTHERN MISS (F24)	ND	1.2	2	1 (1)	--	2
JACKSON STATE (F26)			-DNP-			
SOUTHEASTERN LOUISIANA (F27)	ND	1.0	--	-- (--)	--	2
vs. Sam Houston State (Mr1)			-DNP-			
vs. Texas Tech (Mr2)			-DNP-			
EAST CAROLINA (Mr5)	H	1.0	1	-- (--)	--	--
ARKANSAS-PINE BLUFF (Mr6)			-DNP-			
MAINE (Mr8)			-DNP-			
MAINE (Mr8)			-DNP-			
MAINE (Mr10)	ND	0.1	--	2 (2)	2	1
GRAMBLING (Mr13)			-DNP-			
at Florida (Mr15)			-DNP-			
at Florida (Mr16)			-DNP-			
at Florida (Mr16)			-DNP-			
LITTLE ROCK (Mr19)	W	1.1	--	-- (--)	1	3
at Samford (Mr20)			-DNP-			
AUBURN (Mr22)						
AUBURN (Mr23)						
AUBURN (Mr24)						
MISSISSIPPI VALLEY STATE (Mr26)						
LSU (Mr28)						
LSU (Mr29)						
LSU (Mr30)						
ULM (A3)						
at Tennessee (A5)						
at Tennessee (A6)						
at Tennessee (A7)						
SOUTH ALABAMA (A10)						
ALABAMA (A12)						
ALABAMA (A13)						
ALABAMA (A14)						
TEXAS SOUTHERN (A16)						
at Arkansas (A18)						
at Arkansas (A19)						
at Arkansas (A20)						
vs. Ole Miss (A23)						
GEORGIA (A26)						
GEORGIA (A27)						
GEORGIA (A28)						
at Texas A&M (My2)						
at Texas A&M (My3)						
at Texas A&M (My4)						
MEMPHIS (My8)						
at Ole Miss (My10)						
at Ole Miss (My11)						
at Ole Miss (My12)						
SOUTH CAROLINA (My16)						
SOUTH CAROLINA (My17)						
SOUTH CAROLINA (My18)						

* - Denotes Game Started | (W)in, (L)oss, H(ol)d, (S)ave, (B)lown Save

2019 Biography

Season: Appeared in six games, all in relief. . . Didn't allow a hit in MSU debut against Youngstown State (2/16).
Youngstown State (2/15-16): Made his collegiate debut in the middle game of the series. . . Threw two no-hit innings of relief in game two of the series. . . Struck out four batters while only issuing one walk. **Southern Miss (2/22-24):** Appeared in the series finale and gave up one run. **Southeastern Louisiana (2/27):** Struck out two batters in a perfect inning of work. **ECU (3/5):** Tossed a scoreless inning. **Maine (3/8-10):** Allowed two runs in one-third of an inning in game three. **Little Rock (3/19):** Struck out three over an inning of no-hit relief work.

Eagan's Single-Game Career Highs

Innings Pitched	2.0	Youngstown State, 2/16/19	Wild Pitches	0	Five Times; Last Little Rock, 3/19/19
Fewest Hits	0	Four Times; Last Little Rock, 3/19/19	Hit-by-Pitch	2	Little Rock, 3/19/19
Fewest Runs	0	Four Times; Last Little Rock, 3/19/19	Total Pitches	36	Youngstown State, 2/16/19
Fewest Earned Runs	0	Four Times; Last Little Rock, 3/19/19			
Walks	2	Maine, 3/10/19			
Strikeouts	4	Youngstown State, 2/16/19			

Eagan's Career Statistics

	ERA	W-L	App	GS	CG	SHO/CBO	SV	IP	H	R	ER	BB	SO	2B	3B	HR	BF	BAA	WP	HBP	BK	SFA	SHA
2019	3.68	1-0	6	0	0	0/1	0	7.1	3	3	3	4	12	1	0	1	31	.130	0	4	0	0	0
Career	3.68	1-0	6	0	0	0/1	0	7.1	3	3	3	4	12	1	0	1	31	.130	0	4	0	0	0



2019 Game-by-Game

Opponent (Date)	AB	R	H	RBI	BB
YOUNGSTOWN STATE (F15) *	3	1	1	--	2
YOUNGSTOWN STATE (F16) *	4	--	--	1	--
YOUNGSTOWN STATE (F16) *	4	1	2	2	--
UAB (F20) *	4	1	1	--	--
SOUTHERN MISS (F22) *	4	--	1	--	--
SOUTHERN MISS (F23) *	5	2	3	1	--
SOUTHERN MISS (F24) *	4	--	--	--	--
JACKSON STATE (F26) *	4	2	2	2	1
SOUTHEASTERN LOUISIANA (F27) *	4	1	1	4	1
vs. Sam Houston State (Mr1) *	4	1	3	1	--
vs. Texas Tech (Mr2) *	4	--	1	--	1
EAST CAROLINA (Mr5) *	4	--	--	--	--
ARKANSAS-PINE BLUFF (Mr6) *	5	3	4	2	--
MAINE (Mr8) *	4	--	2	--	--
MAINE (Mr8) *	3	1	1	--	1
MAINE (Mr10) *	4	1	1	4	1
GRAMBLING (Mr13) *	4	--	--	--	--
at Florida (Mr15) *	5	1	2	1	--
at Florida (Mr16) *	5	2	2	1	--
at Florida (Mr16) *	4	--	--	--	--
LITTLE ROCK (Mr19) *	5	1	1	1	--
at Samford (Mr20) *	5	1	3	1	--
AUBURN (Mr22)					
AUBURN (Mr23)					
AUBURN (Mr24)					
MISSISSIPPI VALLEY STATE (Mr26)					
LSU (Mr28)					
LSU (Mr29)					
LSU (Mr30)					
ULM (A3)					
at Tennessee (A5)					
at Tennessee (A6)					
at Tennessee (A7)					
SOUTH ALABAMA (A10)					
ALABAMA (A12)					
ALABAMA (A13)					
ALABAMA (A14)					
TEXAS SOUTHERN (A16)					
at Arkansas (A18)					
at Arkansas (A19)					
at Arkansas (A20)					
vs. Ole Miss (A23)					
GEORGIA (A26)					
GEORGIA (A27)					
GEORGIA (A28)					
at Texas A&M (My2)					
at Texas A&M (My3)					
at Texas A&M (My4)					
MEMPHIS (My8)					
at Ole Miss (My10)					
at Ole Miss (My11)					
at Ole Miss (My12)					
SOUTH CAROLINA (My16)					
SOUTH CAROLINA (My17)					
SOUTH CAROLINA (My18)					

* - Denotes Game Started

2019 Biography

Awards: Named to the Frisco Classic All-Tournament Team.

Season: Started all 17 games at third base. . . Homered in back-to-back games against Jackson State (2/26) and Southeastern Louisiana (2/27) . . .

Youngstown State (2/15-16): Started all three games. . . Collected three hits and three RBIs while scoring two runs in the series. . . Walked twice, singled and scored in season opener. . . Earned his first RBI of the year with a sacrifice fly in game two. . . Doubled, homered and scored one run in series finale. **UAB (2/20):** Started MSU's three-run seventh inning with a leadoff single and scored the first State run. **Southern Miss (2/22-24):** Started all three games and collected four hits. . . Singled in the series opener. . . Hit a leadoff home run in the second inning of game two to open MSU's scoring. . . Collected three total hits and scored twice in the middle game. **Jackson State (2/26):** Doubled, homered, collected a pair of RBIs and scored twice. **Southeastern Louisiana (2/27):** Lone hit was a grand slam. **Frisco Classic (3/1-2):** Collected four hits in two starts. vs. *Sam Houston State (3/1):* Doubled as a part of a three-hit day. . . Scored game-winning run and drove in one run. vs. *Texas Tech (3/2):* Walked and collected one hit. **Arkansas-Pine Bluff (3/6):** Went 4-for-5 with two doubles, two RBIs and three runs scored. **Maine (3/8-10):** Collected a hit in each game and a total of four during the three-game set. . . Tallied two hits in game one. . . Singled, walked and scored in the middle game. . . Hit three-run home run and walked in a run in the series finale. **at Florida (3/15-16):** Collected four hits in first two games...Hit solo home run in game one...Scored twice in game two. **Little Rock (3/19):** Doubled and tallied an RBI. **at Samford (3/20):** Went 3-for-5 and earned an RBI... Made diving play at third base that earned a spot on the SportsCenter Top 10.

Foscue's Single-Game Career Highs

At-Bats	5	16 Times: Last at Samford, 3/20/19	Total Bases	6	Three Times; Last Arkansas-Pine Bluff, 3/6/19
Runs	3	Twice; Last Arkansas-Pine Bluff, 3/6/19	Walks	3	vs Oklahoma, 6/1/18
Hits	4	Arkansas-Pine Bluff, 3/6/19	Strikeouts	2	Four Times; Last Southern Miss, 2/24/19
RBIs	4	Twice; Last Maine, 3/10/19	Stolen Bases	---	
Doubles	2	Arkansas-Pine Bluff, 3/6/19			
Triples	---				
Home Runs	1	Nine Times; Last at Florida, 3/15/19			

Foscue's Career Statistics

	Avg	GP- GS	AB	R	H	2B	3B	HR	RBI	TB	SLG%	BB	HBP	SO	GDP	OB%	SF	SH	SB-ATT	PO	A	E	FLD%
2018	.241	58-48	187	24	45	12	0	3	20	66	.353	22	4	22	1	.332	1	2	0-2	30	52	5	.943
2019	.337	22-22	92	19	31	6	0	6	21	55	.598	7	0	9	2	.380	1	0	0-0	16	35	6	.895
Career	.272	80-70	279	43	76	18	0	9	41	121	.434	29	4	31	3	.347	2	2	0-2	46	87	11	.924



2019 Game-by-Game

Opponent (Date)	Dec.	IP	H	R (ER)	BB	K
YOUNGSTOWN STATE (F15)			-DNP-			
YOUNGSTOWN STATE (F16)			-DNP-			
YOUNGSTOWN STATE (F16) *	W	5.0	4	-- (--)	2	6
UAB (F20)			-DNP-			
SOUTHERN MISS (F22)			-DNP-			
SOUTHERN MISS (F23)			-DNP-			
SOUTHERN MISS (F24) *	ND	3.0	3	1 (1)	4	4
JACKSON STATE (F26)			-DNP-			
SOUTHEASTERN LOUISIANA (F27)			-DNP-			
vs. Sam Houston State (Mr1)			-DNP-			
vs. Texas Tech (Mr2)			-DNP-			
EAST CAROLINA (Mr5) *	W	2.0	1	-- (--)	--	2
ARKANSAS-PINE BLUFF (Mr6)			-DNP-			
MAINE (Mr8)			-DNP-			
MAINE (Mr8)			-DNP-			
MAINE (Mr10) *	ND	5.0	4	2 (2)	2	5
GRAMBLING (Mr13)			-DNP-			
at Florida (Mr15)			-DNP-			
at Florida (Mr16)			-DNP-			
at Florida (Mr16) *	L	3.2	6	3(3)	2	3
LITTLE ROCK (Mr19)			-DNP-			
at Samford (Mr20)			-DNP-			
AUBURN (Mr22)						
AUBURN (Mr23)						
AUBURN (Mr24)						
MISSISSIPPI VALLEY STATE (Mr26)						
LSU (Mr28)						
LSU (Mr29)						
LSU (Mr30)						
ULM (A3)						
at Tennessee (A5)						
at Tennessee (A6)						
at Tennessee (A7)						
SOUTH ALABAMA (A10)						
ALABAMA (A12)						
ALABAMA (A13)						
ALABAMA (A14)						
TEXAS SOUTHERN (A16)						
at Arkansas (A18)						
at Arkansas (A19)						
at Arkansas (A20)						
vs. Ole Miss (A23)						
GEORGIA (A26)						
GEORGIA (A27)						
GEORGIA (A28)						
at Texas A&M (My2)						
at Texas A&M (My3)						
at Texas A&M (My4)						
MEMPHIS (My8)						
at Ole Miss (My10)						
at Ole Miss (My11)						
at Ole Miss (My12)						
SOUTH CAROLINA (My16)						
SOUTH CAROLINA (My17)						
SOUTH CAROLINA (My18)						

* - Denotes Game Started | (W)in, (L)oss, H(ol)d, (S)ave, (B)low'n Save

2019 Biography

Season: Made four starts on the mound.

Youngstown State (2/15-16): Earned first win of season...Shutout the Penguins over five innings...Gave up just two walks and four hits while striking out six batters in the series finale. **Southern Miss (2/22-24):** Lasted three innings in a start...Allowed just one run...Struck out four and walked four. **ECU (3/5):** Started and threw two scoreless innings to earn the win. **Maine (3/8-10):** Allowed two runs over five innings in the series finale...Struck out five, walked two and allowed four hits. **at Florida (3/15-16):** Started game three...Allowed three runs over 3 2/3.

James' Single-Game Career Highs

Innings Pitched	5.1	at McNeese State, 2/28/18	Wild Pitches	2	Southern Miss, 2/24/19
Fewest Hits	0	7 Times; Last at Vanderbilt, 6/10/18	Hit-by-Pitch	2	Utah Valley, 3/9/18
Fewest Runs	0	19 Times; Last East Carolina, 3/5/19	Total Pitches	92	at McNeese State, 2/28/18
Fewest Earned Runs	0	21 Times; Last East Carolina, 3/5/19			
Walks	4	Southern Miss, 2/24/19			
Strikeouts	7	at McNeese State, 2/28/18			

James' Career Statistics

	ERA	W-L	App	GS	CG	SHO/CBO	SV	IP	H	R	ER	BB	SO	2B	3B	HR	BF	BAA	WP	HBP	BK	SFA	SHA
2016	3.24	3-0	14	4	0	0/3	0	25.0	19	10	9	8	15	3	1	2	101	.213	1	3	0	0	1
2018	4.34	1-2	26	0	0	0/2	0	47.2	58	27	23	19	45	10	2	3	222	.312	8	9	0	2	6
2019	2.89	2-1	5	5	0	0/1	0	18.2	18	6	6	10	20	3	0	0	81	.265	3	1	1	1	1
Career	3.74	6-3	45	9	0	0/6	0	91.1	95	43	38	37	80	16	3	5	404	.277	12	13	1	3	8



2019 Game-by-Game

Opponent (Date)	Dec.	IP	H	R (ER)	BB	K
YOUNGSTOWN STATE (F15)			-DNP-			
YOUNGSTOWN STATE (F16)			-DNP-			
YOUNGSTOWN STATE (F16)	ND	1.0	1	--(--)	--	1
UAB (F20)			-DNP-			
SOUTHERN MISS (F22)	ND	1.2	--	--(--)	1	2
SOUTHERN MISS (F23)			-DNP-			
SOUTHERN MISS (F24)	ND	1.0	--	--(--)	1	1
JACKSON STATE (F26)			-DNP-			
SOUTHEASTERN LOUISIANA (F27)	ND	1.0	--	--(--)	--	--
vs. Sam Houston State (Mr1)	ND	1.2	3	2(--)	--	1
vs. Texas Tech (Mr2)			-DNP-			
EAST CAROLINA (Mr5)			-DNP-			
ARKANSAS-PINE BLUFF (Mr6)			-DNP-			
MAINE (Mr8)	S	3.0	4	1(1)	--	3
MAINE (Mr8)			-DNP-			
MAINE (Mr10)			-DNP-			
GRAMBLING (Mr13)			-DNP-			
at Florida (Mr15)	H	1.0	--	--(--)	--	1
at Florida (Mr16)	S	2.2	1	1(1)	--	1
at Florida (Mr16)			-DNP-			
LITTLE ROCK (Mr19)			-DNP-			
at Samford (Mr20)			-DNP-			
AUBURN (Mr22)						
AUBURN (Mr23)						
AUBURN (Mr24)						
MISSISSIPPI VALLEY STATE (Mr26)						
LSU (Mr28)						
LSU (Mr29)						
LSU (Mr30)						
ULM (A3)						
at Tennessee (A5)						
at Tennessee (A6)						
at Tennessee (A7)						
SOUTH ALABAMA (A10)						
ALABAMA (A12)						
ALABAMA (A13)						
ALABAMA (A14)						
TEXAS SOUTHERN (A16)						
at Arkansas (A18)						
at Arkansas (A19)						
at Arkansas (A20)						
vs. Ole Miss (A23)						
GEORGIA (A26)						
GEORGIA (A27)						
GEORGIA (A28)						
at Texas A&M (My2)						
at Texas A&M (My3)						
at Texas A&M (My4)						
MEMPHIS (My8)						
at Ole Miss (My10)						
at Ole Miss (My11)						
at Ole Miss (My12)						
SOUTH CAROLINA (My16)						
SOUTH CAROLINA (My17)						
SOUTH CAROLINA (My18)						

* - Denotes Game Started | (W)in, (L)oss, H(old), (S)ave, (B)low'n Save

2019 Biography

Season: Appeared in eight games, all in relief. . . Picked up his first career save in the series opener versus Maine (3/8) with three innings of work.

Youngstown State (2/15-16): Pitched in series finale. . . Threw a scoreless eighth with one hit allowed and a strikeout. **Southern Miss (2/22-24):** Appeared in two games with a pair of no-hit performances. . . Pitched in the series opener and threw 1 2/3 innings while striking out two. . . Took the mound in series finale and walked one and struck out one. **Southeastern Louisiana (2/27):** Tossed a perfect inning of relief. **Frisco Classic (3/1-2):** vs. *Sam Houston State (3/1):* Allowed two runs – both unearned – over 1 2/3 innings pitched. **Maine (3/8-10):** Earned a three-inning save in the season opener. . . Allowed one run, struck out three and didn't walk a batter. **at Florida (3/15-16):** Made two appearances...Pitched a scoreless inning in game one...Allowed one run over 2 2/3 innings pitched in middle game.

Liebelt's Single-Game Career Highs

Innings Pitched	3.0	Maine, 3/8/19	Wild Pitches	2	vs Oklahoma, 6/1/18
Fewest Hits	0	Eight Times; Last at Florida, 3/15/19	Hit-by-Pitch	3	at Southern Miss, 2/16/18
Fewest Runs	0	10 Times; Last at Florida, 3/15/19	Total Pitches	56	at Southern Miss, 2/16/18
Fewest Earned Runs	0	12 Times; Last vs at Florida, 3/15/19			
Walks	4	at Southern Miss, 2/16/18			
Strikeouts	3	Maine, 3/8/19			

Liebelt's Career Statistics

	ERA	W-L	App	GS	CG	SHO/CBO	SV	IP	H	R	ER	BB	SO	2B	3B	HR	BF	BAA	WP	HBP	BK	SFA	SHA
2018	13.15	0-0	12	1	0	0/1	0	13.0	21	21	19	8	7	6	0	0	76	.362	4	7	0	1	2
2019	1.38	0-0	8	0	0	0/2	2	13.0	9	4	2	2	10	2	1	1	50	.188	0	0	0	0	0
Career	7.27	0-0	20	1	0	0/3	2	26.0	30	25	21	10	17	8	1	1	126	.283	4	7	0	1	2



2019 Game-by-Game

Opponent (Date)	AB	R	H	RBI	BB
YOUNGSTOWN STATE (F15)			-DNP-		
YOUNGSTOWN STATE (F16)			-DNP-		
YOUNGSTOWN STATE (F16)			-DNP-		
UAB (F20)			-DNP-		
SOUTHERN MISS (F22)			-DNP-		
SOUTHERN MISS (F23)			-DNP-		
SOUTHERN MISS (F24)			-DNP-		
JACKSON STATE (F26)			-DNP-		
SOUTHEASTERN LOUISIANA (F27)	2	--	1	2	--
vs. Sam Houston State (Mr1)			-DNP-		
vs. Texas Tech (Mr2)			-DNP-		
EAST CAROLINA (Mr5)			-DNP-		
ARKANSAS-PINE BLUFF (Mr6)	1	1	1	1	--
MAINE (Mr8)			-DNP-		
MAINE (Mr8)	--	--	--	--	1
MAINE (Mr10)			-DNP-		
GRAMBLING (Mr13)	3	1	2	3	--
at Florida (Mr15)			-DNP-		
at Florida (Mr16)			-DNP-		
at Florida (Mr16) *	2	--	--	--	1
LITTLE ROCK (Mr19)	1	--	--	--	--
at Samford (Mr20)	1	--	--	--	--
AUBURN (Mr22)					
AUBURN (Mr23)					
AUBURN (Mr24)					
MISSISSIPPI VALLEY STATE (Mr26)					
LSU (Mr28)					
LSU (Mr29)					
LSU (Mr30)					
ULM (A3)					
at Tennessee (A5)					
at Tennessee (A6)					
at Tennessee (A7)					
SOUTH ALABAMA (A10)					
ALABAMA (A12)					
ALABAMA (A13)					
ALABAMA (A14)					
TEXAS SOUTHERN (A16)					
at Arkansas (A18)					
at Arkansas (A19)					
at Arkansas (A20)					
vs. Ole Miss (A23)					
GEORGIA (A26)					
GEORGIA (A27)					
GEORGIA (A28)					
at Texas A&M (My2)					
at Texas A&M (My3)					
at Texas A&M (My4)					
MEMPHIS (My8)					
at Ole Miss (My10)					
at Ole Miss (My11)					
at Ole Miss (My12)					
SOUTH CAROLINA (My16)					
SOUTH CAROLINA (My17)					
SOUTH CAROLINA (My18)					

* - Denotes Game Started

2019 Biography

Season: Appeared in seven games and made one start. . . Posted his first hit – a two-RBI single – against Southeastern Louisiana (2/27)...Earned first start as a designated hitter in game three at Florida (3/16).

Southeastern Louisiana (2/27): Made MSU debut as a pinch-hitter in the seventh inning. . . Drove in two RBIs on a single in the eighth. **Arkansas-Pine Bluff (3/6):** Doubled in one RBI as a pinch hitter. **Maine (8-10):** Appeared in game two. . . Walked in his only at-bat as a pinch-hitter. **Grambling (3/13):** Entered as a pinch-hitter in the fifth and took over at catcher. . . Delivered three RBIs with two singles. **at Florida (3/15-16):** Started at designated hitter in series finale... Walked.

Hancock’s Single-Game Career Highs

At-Bats	3	Grambling, 3/13/19	Total Bases	2	Twice; Last Grambling, 3/13/19
Runs	1	Twice; Last Grambling, 3/13/19	Walks	1	Twice; Last at Florida, 3/16/19
Hits	2	Grambling, 3/13/19	Strikeouts	1	Twice; Last at Samford, 3/20/19
RBI	3	Grambling, 3/13/19	Stolen Bases	---	
Doubles	1	Arkansas-Pine Bluff, 3/6/19			
Triples	---				
Home Runs	---				

Hancock’s Career Statistics

	Avg	GP- GS	AB	R	H	2B	3B	HR	RBI	TB	SLG%	BB	HBP	SO	GDP	OB%	SF	SH	SB-ATT	PO	A	E	FLD%
2019	.400	7-1	10	2	4	1	0	0	6	5	.500	2	0	2	0	.500	0	0	0-0	6	0	0	1.000
Career	.400	7-1	10	2	4	1	0	0	6	5	.500	2	0	2	0	.500	0	0	0-0	6	0	0	1.000



2019 Game-by-Game

Opponent (Date)	Dec.	IP	H	R (ER)	BB	K
YOUNGSTOWN STATE (F15)	W	1.0	--	-- (--)	--	2
YOUNGSTOWN STATE (F16)			-DNP-			
YOUNGSTOWN STATE (F16)			-DNP-			
UAB (F20)	S	2.0	2	-- (--)	1	4
SOUTHERN MISS (F22)			-DNP-			
SOUTHERN MISS (F23)			-DNP-			
SOUTHERN MISS (F24)	W	2.0	--	-- (--)	3	2
JACKSON STATE (F26)			-DNP-			
SOUTHEASTERN LOUISIANA (F27)			-DNP-			
vs. Sam Houston State (Mr1)	S	1.0	1	-- (--)	--	1
vs. Texas Tech (Mr2)	S	1.0	--	-- (--)	--	2
EAST CAROLINA (Mr5)	S	1.0	--	-- (--)	--	4
ARKANSAS-PINE BLUFF (Mr6)			-DNP-			
MAINE (Mr8)			-DNP-			
MAINE (Mr8)	ND	1.0	--	-- (--)	--	2
MAINE (Mr10)	S	1.0	2	1 (1)	1	--
GRAMBLING (Mr13)			-DNP-			
at Florida (Mr15)	ND	1.0	2	3(3)	1	1
at Florida (Mr16)			-DNP-			
at Florida (Mr16)			-DNP-			
LITTLE ROCK (Mr19)			-DNP-			
at Samford (Mr20)	S	1.0	--	-- (--)	--	3
AUBURN (Mr22)						
AUBURN (Mr23)						
AUBURN (Mr24)						
MISSISSIPPI VALLEY STATE (Mr26)						
LSU (Mr28)						
LSU (Mr29)						
LSU (Mr30)						
ULM (A3)						
at Tennessee (A5)						
at Tennessee (A6)						
at Tennessee (A7)						
SOUTH ALABAMA (A10)						
ALABAMA (A12)						
ALABAMA (A13)						
ALABAMA (A14)						
TEXAS SOUTHERN (A16)						
at Arkansas (A18)						
at Arkansas (A19)						
at Arkansas (A20)						
vs. Ole Miss (A23)						
GEORGIA (A26)						
GEORGIA (A27)						
GEORGIA (A28)						
at Texas A&M (My2)						
at Texas A&M (My3)						
at Texas A&M (My4)						
MEMPHIS (My8)						
at Ole Miss (My10)						
at Ole Miss (My11)						
at Ole Miss (My12)						
SOUTH CAROLINA (My16)						
SOUTH CAROLINA (My17)						
SOUTH CAROLINA (My18)						

* - Denotes Game Started | (W)in, (L)oss, H(old), (S)ave, (B)low Save

2019 Biography

Season: Appeared in six games, all out of the bullpen...Started season with nine scoreless innings of work to run his scoreless-innings streak to 25 innings, a streak that started in 2018.

Youngstown State (2/15-16): Appeared in the series opener and pitched a no-hit inning to earn the win...Struck out a pair of batters. **UAB (2/20):** Struck out four batters over two scoreless innings...Finished the game to earn the save. **Southern Miss (2/22-24):** Pitched the last two innings of the series finale...Allowed no runs and earned the win despite walking three batters. **Frisco Classic (3/1-2):** Earned saves in each game of the event. *vs. Sam Houston State (3/1):* Allowed one hit but closed door on Bearkats in the ninth inning to pick up the save. *vs. Texas Tech (3/2):* Struck out two batters in a perfect ninth frame to earn the save. **ECU (3/5):** Pitched the ninth inning and struck out four batters to earn a save. **Maine (3/8-10):** Pitched in the final two games of the series...Tossed a perfect ninth in game two...Allowed his first run of the season on a sacrifice fly...Earned the save. **at Florida (3/15-16):** Pitched the ninth...Allowed three runs with a 6-2 lead but finished the game. **at Samford (3/20):** Earned sixth save after striking out side in ninth inning.

Gordon's Single-Game Career Highs

Innings Pitched	7.0	vs Florida, 5/26/17	Wild Pitches	3	Auburn, 4/29/17
Fewest Hits	0	17 Times; Last at Samford, 3/20/19	Hit-by-Pitch	2	vs Florida, 5/26/17
Fewest Runs	0	32 Times; Last at Samford, 3/20/19	Total Pitches	112	vs Oklahoma, 6/3/18
Fewest Earned Runs	0	32 Times; Last at Samford, 3/20/19			
Walks	5	vs South Alabama, 6/2/17			
Strikeouts	10	vs Oklahoma, 6/3/18			

Gordon's Career Statistics

	ERA	W-L	App	GS	CG	SHO/CBO	SV	IP	H	R	ER	BB	SO	2B	3B	HR	BF	BAA	WP	HBP	BK	SFA	SHA
2017	5.69	2-3	19	9	0	0/0	1	55.1	47	36	35	30	59	9	0	5	245	.234	8	6	0	3	5
2018	4.26	4-3	30	1	0	0/1	4	61.1	51	29	29	32	68	5	2	7	264	.227	13	3	0	0	4
2019	3.00	2-0	10	0	0	0/0	6	12.0	7	4	4	6	21	0	0	0	51	.167	2	1	0	2	0
Career	4.76	8-6	59	10	0	0/1	11	128.2	105	69	68	68	148	14	2	12	560	.224	23	10	0	5	9



2019 Game-by-Game

Opponent (Date)	Dec.	IP	H	R (ER)	BB	K
YOUNGSTOWN STATE (F15)			-DNP-			
YOUNGSTOWN STATE (F16)			-DNP-			
YOUNGSTOWN STATE (F16)			-DNP-			
UAB (F20)			-DNP-			
SOUTHERN MISS (F22)			-DNP-			
SOUTHERN MISS (F23)			-DNP-			
SOUTHERN MISS (F24)			-DNP-			
JACKSON STATE (F26)	ND	2.0	3	3 (1)	1	4
SOUTHEASTERN LOUISIANA (F27)			-DNP-			
vs. Sam Houston State (Mr1)			-DNP-			
vs. Texas Tech (Mr2)			-DNP-			
EAST CAROLINA (Mr5)			-DNP-			
ARKANSAS-PINE BLUFF (Mr6)	ND	1.0	2	1 (1)	1	1
MAINE (Mr8)			-DNP-			
MAINE (Mr8)			-DNP-			
MAINE (Mr10)			-DNP-			
GRAMBLING (Mr13)			-DNP-			
at Florida (Mr15)			-DNP-			
at Florida (Mr16)			-DNP-			
at Florida (Mr16)			-DNP-			
LITTLE ROCK (Mr19)	ND	2.0	2	--(--)	--	2
at Samford (Mr20)			-DNP-			
AUBURN (Mr22)						
AUBURN (Mr23)						
AUBURN (Mr24)						
MISSISSIPPI VALLEY STATE (Mr26)						
LSU (Mr28)						
LSU (Mr29)						
LSU (Mr30)						
ULM (A3)						
at Tennessee (A5)						
at Tennessee (A6)						
at Tennessee (A7)						
SOUTH ALABAMA (A10)						
ALABAMA (A12)						
ALABAMA (A13)						
ALABAMA (A14)						
TEXAS SOUTHERN (A16)						
at Arkansas (A18)						
at Arkansas (A19)						
at Arkansas (A20)						
vs. Ole Miss (A23)						
GEORGIA (A26)						
GEORGIA (A27)						
GEORGIA (A28)						
at Texas A&M (My2)						
at Texas A&M (My3)						
at Texas A&M (My4)						
MEMPHIS (My8)						
at Ole Miss (My10)						
at Ole Miss (My11)						
at Ole Miss (My12)						
SOUTH CAROLINA (My16)						
SOUTH CAROLINA (My17)						
SOUTH CAROLINA (My18)						

* - Denotes Game Started | (W)in, (L)oss, H(ol)d, (S)ave, (B)low'n Save

2019 Biography

Season: Made three relief appearances on the mound and one at the plate. . . Notched a two-RBI single in his first career plate appearance against Grambling (3/14).

Hitting: Grambling (3/14): Went 1-for-2 at the plate with one RBI off the bench.


Pitching: Jackson State (2/26): Made Diamond Dawg debut in relief role. . . Pitched two innings, allowing three runs while striking out four batters. **Arkansas-Pine Bluff (3/6):** Gave up a run in an inning of work. **Little Rock (3/19):** Threw two no-hit innings.

Brock's Single-Game Career Highs

Innings Pitched	2.0	Twice; Last Little Rock, 3/19/19	Wild Pitches	0	Three Times; Last Little Rock, 3/19/19
Fewest Hits	2	Twice; Last Little Rock, 3/19/19	Hit-by-Pitch	1	Jackson State, 2/26/19
Fewest Runs	0	Little Rock, 3/19/19	Total Pitches	47	Jackson State, 2/26/19
Fewest Earned Runs	0	Little Rock, 3/19/19			
Walks	1	Three Times; Last Little Rock, 3/19/19			
Strikeouts	4	Jackson State, 2/26/19			

Brock's Career Statistics

	ERA	W-L	App	GS	CG	SHO/CBO	SV	IP	H	R	ER	BB	SO	2B	3B	HR	BF	BAA	WP	HBP	BK	SFA	SHA
2019	3.60	0-0	3	0	0	0/0	0	5.0	7	4	2	3	6	0	0	0	26	.318	0	1	0	0	0
Career	3.60	0-0	3	0	0	0/0	0	5.0	7	4	2	3	6	0	0	0	26	.318	0	1	0	0	0



2019 Game-by-Game

Opponent (Date)	AB	R	H	RBI	BB
YOUNGSTOWN STATE (F15)			-DNP-		
YOUNGSTOWN STATE (F16)			-DNP-		
YOUNGSTOWN STATE (F16)			-DNP-		
UAB (F20)			-DNP-		
SOUTHERN MISS (F22)	--	--	--	--	--
SOUTHERN MISS (F23)			-DNP-		
SOUTHERN MISS (F24)	--	--	--	--	--
JACKSON STATE (F26)	--	--	--	--	--
SOUTHEASTERN LOUISIANA (F27)			-DNP-		
vs. Sam Houston State (Mr1)			-DNP-		
vs. Texas Tech (Mr2)			-DNP-		
EAST CAROLINA (Mr5)	--	--	--	--	--
ARKANSAS-PINE BLUFF (Mr6)	--	1	--	--	--
MAINE (Mr8)			-DNP-		
MAINE (Mr8)			-DNP-		
MAINE (Mr10)			-DNP-		
GRAMBLING (Mr13)			-DNP-		
at Florida (Mr15)			-DNP-		
at Florida (Mr16)			-DNP-		
at Florida (Mr16)			-DNP-		
LITTLE ROCK (Mr19)	--	1	--	--	--
at Samford (Mr20)	--	1	--	--	--
AUBURN (Mr22)					
AUBURN (Mr23)					
AUBURN (Mr24)					
MISSISSIPPI VALLEY STATE (Mr26)					
LSU (Mr28)					
LSU (Mr29)					
LSU (Mr30)					
ULM (A3)					
at Tennessee (A5)					
at Tennessee (A6)					
at Tennessee (A7)					
SOUTH ALABAMA (A10)					
ALABAMA (A12)					
ALABAMA (A13)					
ALABAMA (A14)					
TEXAS SOUTHERN (A16)					
at Arkansas (A18)					
at Arkansas (A19)					
at Arkansas (A20)					
vs. Ole Miss (A23)					
GEORGIA (A26)					
GEORGIA (A27)					
GEORGIA (A28)					
at Texas A&M (My2)					
at Texas A&M (My3)					
at Texas A&M (My4)					
MEMPHIS (My8)					
at Ole Miss (My10)					
at Ole Miss (My11)					
at Ole Miss (My12)					
SOUTH CAROLINA (My16)					
SOUTH CAROLINA (My17)					
SOUTH CAROLINA (My18)					

* - Denotes Game Started

2019 Biography

Season: Appeared in seven games... Came in six times as a pinch runner and once as a defensive replacement in left field.

Bell's Single-Game Career Highs

At-Bats	---	Total Bases	---
Runs	1	Walks	---
Hits	---	Strikeouts	---
RBI	---	Stolen Bases	---
Doubles	---		
Triples	---		
Home Runs	---		

Bell's Career Statistics

	Avg	GP- GS	AB	R	H	2B	3B	HR	RBI	TB	SLG%	BB	HBP	SO	GDP	OB%	SF	SH	SB-ATT	PO	A	E	FLD%
2019	.000	7-0	0	3	0	0	0	0	0	0	.000	0	0	0	0	.000	0	0	0-0	0	0	0	.000
Career	.000	7-0	0	3	0	0	0	0	0	0	.000	0	0	0	0	.000	0	0	0-0	0	0	0	.000



2019 Game-by-Game

Opponent (Date)	AB	R	H	RBI	BB
YOUNGSTOWN STATE (F15) *	4	1	1	--	--
YOUNGSTOWN STATE (F16) *	2	1	1	--	1
YOUNGSTOWN STATE (F16) *	3	--	1	--	--
UAB (F20) *	3	--	--	--	--
SOUTHERN MISS (F22)	1	--	--	--	--
SOUTHERN MISS (F23)	1	--	--	--	--
SOUTHERN MISS (F24) *	3	--	--	--	--
JACKSON STATE (F26) *	3	2	1	1	--
SOUTHEASTERN LOUISIANA (F27)	1	--	--	--	--
vs. Sam Houston State (Mr1)				-DNP-	
vs. Texas Tech (Mr2)	1	--	--	--	--
EAST CAROLINA (Mr5)				-DNP-	
ARKANSAS-PINE BLUFF (Mr6)	1	2	1	1	1
MAINE (Mr8)	1	1	1	--	--
MAINE (Mr8)	1	1	1	--	1
MAINE (Mr10) *	4	1	2	1	--
GRAMBLING (Mr13)	2	--	--	--	--
at Florida (Mr15)				-DNP-	
at Florida (Mr16)				-DNP-	
at Florida (Mr16)	1	--	--	--	--
LITTLE ROCK (Mr19) *	4	2	--	1	1
at Samford (Mr20) *	5	1	1	2	--
AUBURN (Mr22)					
AUBURN (Mr23)					
AUBURN (Mr24)					
MISSISSIPPI VALLEY STATE (Mr26)					
LSU (Mr28)					
LSU (Mr29)					
LSU (Mr30)					
ULM (A3)					
at Tennessee (A5)					
at Tennessee (A6)					
at Tennessee (A7)					
SOUTH ALABAMA (A10)					
ALABAMA (A12)					
ALABAMA (A13)					
ALABAMA (A14)					
TEXAS SOUTHERN (A16)					
at Arkansas (A18)					
at Arkansas (A19)					
at Arkansas (A20)					
vs. Ole Miss (A23)					
GEORGIA (A26)					
GEORGIA (A27)					
GEORGIA (A28)					
at Texas A&M (My2)					
at Texas A&M (My3)					
at Texas A&M (My4)					
MEMPHIS (My8)					
at Ole Miss (My10)					
at Ole Miss (My11)					
at Ole Miss (My12)					
SOUTH CAROLINA (My16)					
SOUTH CAROLINA (My17)					
SOUTH CAROLINA (My18)					

* - Denotes Game Started

2019 Biography

Season: Appeared in 18 games with nine starts...Made his collegiate debut in the season opener versus Youngstown State (2/15) and collected his first collegiate hit in the game.

Youngstown State (2/15-16): Started and collected a hit in each game of the series...Singled and scored in his MSU debut...Walked, doubled and scored a run in the middle game of the series...Went 1-for-3 with a stolen base in the series finale. **Southern Miss (2/22-24):** Appeared in all three games of series...Started at second base in the series finale. **Jackson State (2/26):** Started at second base and earned his first RBI on a single...Also scored twice. **Arkansas-Pine Bluff (3/6):** Pinch-hit and walked...Scored twice and drove in one RBI single. **Maine (3/8-10):** Earned a hit and scored a run in each game...Had a pinch-hit double in each of the first two games...Started at second base in game three...Went 2-for-4 with an RBI, a run scored and a stolen base. **Little Rock (3/19):** Despite going hitless, scored twice and collected an RBI. **at Samford (3/20):** Tallied two RBIs.

L. Jordan's Single-Game Career Highs

At-Bats	5	at Samford, 3/20/19	Total Bases	2	Four Times; Last Maine, 3/10/19
Runs	2	Three Times; Last Little Rock, 3/19/19	Walks	1	Four Times; Last Little Rock, 3/19/19
Hits	2	Maine, 3/10/19	Strikeouts	2	Grambling, 3/13/19
RBI's	2	at Samford, 3/20/19	Stolen Bases	1	Twice; Last Maine, 3/10/19
Doubles	1	Three Times; Last Maine, 3/8/19			
Triples	---				
Home Runs	---				

L. Jordan's Career Statistics

	Avg	GP-GS	AB	R	H	2B	3B	HR	RBI	TB	SLG%	BB	HBP	SO	GDP	OB%	SF	SH	SB-ATT	PO	A	E	FLD%
2019	.244	18-9	41	12	10	3	0	0	6	13	.317	4	0	6	2	.311	0	0	2-2	7	12	0	1.000
Career	.244	18-9	41	12	10	3	0	0	6	13	.317	4	0	6	2	.311	0	0	2-2	7	12	0	1.000



2019 Game-by-Game

Opponent (Date)	AB	R	H	RBI	BB
YOUNGSTOWN STATE (F15)	--	--	--	--	--
YOUNGSTOWN STATE (F16)	2	--	1	1	--
YOUNGSTOWN STATE (F16)	1	--	--	--	--
UAB (F20)			-DNP-		
SOUTHERN MISS (F22)			-DNP-		
SOUTHERN MISS (F23)			-DNP-		
SOUTHERN MISS (F24)			-DNP-		
JACKSON STATE (F26)	1	1	--	1	--
SOUTHEASTERN LOUISIANA (F27)	--	1	--	--	1
vs. Sam Houston State (Mr1)			-DNP-		
vs. Texas Tech (Mr2)			-DNP-		
EAST CAROLINA (Mr5)			-DNP-		
ARKANSAS-PINE BLUFF (Mr6)	1	--	1	--	--
MAINE (Mr8)	--	--	--	--	--
MAINE (Mr8)			-DNP-		
MAINE (Mr10)			-DNP-		
GRAMBLING (Mr13)	3	--	--	--	--
at Florida (Mr15)			-DNP-		
at Florida (Mr16)			-DNP-		
at Florida (Mr16)	2	--	--	--	--
LITTLE ROCK (Mr19)	--	--	--	--	--
at Samford (Mr20)			-DNP-		
AUBURN (Mr22)					
AUBURN (Mr23)					
AUBURN (Mr24)					
MISSISSIPPI VALLEY STATE (Mr26)					
LSU (Mr28)					
LSU (Mr29)					
LSU (Mr30)					
ULM (A3)					
at Tennessee (A5)					
at Tennessee (A6)					
at Tennessee (A7)					
SOUTH ALABAMA (A10)					
ALABAMA (A12)					
ALABAMA (A13)					
ALABAMA (A14)					
TEXAS SOUTHERN (A16)					
at Arkansas (A18)					
at Arkansas (A19)					
at Arkansas (A20)					
vs. Ole Miss (A23)					
GEORGIA (A26)					
GEORGIA (A27)					
GEORGIA (A28)					
at Texas A&M (My2)					
at Texas A&M (My3)					
at Texas A&M (My4)					
MEMPHIS (My8)					
at Ole Miss (My10)					
at Ole Miss (My11)					
at Ole Miss (My12)					
SOUTH CAROLINA (My16)					
SOUTH CAROLINA (My17)					
SOUTH CAROLINA (My18)					

* - Denotes Game Started

2019 Biography

Season: Appeared in 10 games...Collected his first-career RBI single as a pinch hitter against Youngstown State (2/16).
Youngstown State (2/15-16): Appeared in every game of the three-game series...Made his MSU debut in game one as a defensive substitution in right field...Pinch hit in game two and tallied two at-bats...Singled and drove in an RBI...Struck out in lone game three at-bat. **Jackson State (2/26):** Reached on an error as a pinch hitter to register an RBI...Scored first collegiate run. **Southeastern Louisiana (2/27):** Walked and scored in lone pinch-hit at-bat. **Arkansas-Pine Bluff (3/6):** Pinch-hit and doubled in his lone plate appearance. **Maine (3/8-10):** Came into game one as a defensive replacement in right field.

Cumbest's Single-Game Career Highs

At-Bats	3	Grambling, 3/13/19	Total Bases	2	Arkansas-Pine Bluff, 3/6/19
Runs	1	Twice; Last Southeastern Louisiana, 2/27/19	Walks	1	Southeastern Louisiana, 2/27/19
Hits	1	Twice; Last Arkansas-Pine Bluff, 3/6/19	Strikeouts	2	at Florida, 3/16/19
RBI's	1	Twice; Last Jackson State, 2/26/19	Stolen Bases	---	
Doubles	1	Arkansas-Pine Bluff, 3/6/19			
Triples	---				
Home Runs	---				

Cumbest's Career Statistics

	Avg	GP- GS	AB	R	H	2B	3B	HR	RBI	TB	SLG%	BB	HBP	SO	GDP	OB%	SF	SH	SB-ATT	PO	A	E	FLD%
2019	.200	10-0	10	2	2	1	0	0	2	3	.300	1	0	4	0	.273	0	0	0-0	4	0	0	1.000
Career	.200	10-0	10	2	2	1	0	0	2	3	.300	1	0	4	0	.273	0	0	0-0	4	0	0	1.000



2019 Game-by-Game

Opponent (Date)	AB	R	H	RBI	BB
YOUNGSTOWN STATE (F15)			-DNP-		
YOUNGSTOWN STATE (F16)			-DNP-		
YOUNGSTOWN STATE (F16)	1	--	--	--	--
UAB (F20)			-DNP-		
SOUTHERN MISS (F22)			-DNP-		
SOUTHERN MISS (F23) *	4	--	2	--	--
SOUTHERN MISS (F24)	--	--	--	--	--
JACKSON STATE (F26) *	3	2	2	1	1
SOUTHEASTERN LOUISIANA (F27) *	2	--	1	--	1
vs. Sam Houston State (Mr1)	1	--	--	--	--
vs. Texas Tech (Mr2)	1	--	--	--	--
EAST CAROLINA (Mr5)			-DNP-		
ARKANSAS-PINE BLUFF (Mr6) *	3	1	2	3	1
MAINE (Mr8)	1	--	--	--	--
MAINE (Mr8)	1	--	--	--	--
MAINE (Mr10)	3	--	1	--	--
GRAMBLING (Mr13)	2	--	1	--	--
at Florida (Mr15)			-DNP-		
at Florida (Mr16)			-DNP-		
at Florida (Mr16)	3	--	1	--	--
LITTLE ROCK (Mr19)	1	--	--	--	1
at Samford (Mr20)	1	--	1	--	1
AUBURN (Mr22)					
AUBURN (Mr23)					
AUBURN (Mr24)					
MISSISSIPPI VALLEY STATE (Mr26)					
LSU (Mr28)					
LSU (Mr29)					
LSU (Mr30)					
ULM (A3)					
at Tennessee (A5)					
at Tennessee (A6)					
at Tennessee (A7)					
SOUTH ALABAMA (A10)					
ALABAMA (A12)					
ALABAMA (A13)					
ALABAMA (A14)					
TEXAS SOUTHERN (A16)					
at Arkansas (A18)					
at Arkansas (A19)					
at Arkansas (A20)					
vs. Ole Miss (A23)					
GEORGIA (A26)					
GEORGIA (A27)					
GEORGIA (A28)					
at Texas A&M (My2)					
at Texas A&M (My3)					
at Texas A&M (My4)					
MEMPHIS (My8)					
at Ole Miss (My10)					
at Ole Miss (My11)					
at Ole Miss (My12)					
SOUTH CAROLINA (My16)					
SOUTH CAROLINA (My17)					
SOUTH CAROLINA (My18)					

* - Denotes Game Started

2019 Biography

Season: Appeared in 15 games with five starts.

Youngstown State (2/15-16): Appeared in the series finale as a defensive substitution at catcher. . . Saw one at bat. **Southern Miss (2/22-24):** Appeared in the final two games of the series. . . Started at designated hitter in the middle game. . . Collected a pair of hits. . . Entered as a defensive replacement in the series finale. **Jackson State (2/26):** Started at catcher. . . Hit a solo home run as a part of a two-hit day. . . Had two runs scored. **Southeastern Louisiana (2/27):** Started designated hitter. . . Singled and walked. **Frisco Classic (3/1-2):** Appeared in both games as a pinch hitter. **Arkansas Pine-Bluff (3/6):** Doubled, walked and collected three RBIs. **Maine (3/8-10):** Appeared in all three games. . . Doubled in series finale. **Grambling (3/13):** Entered as a pinch hitter. . . Doubled in two at-bats. **at Samford (3/20):** Pinch hit. . . Tallied a hit and a walk in two total plate appearances.

Gilbert's Single-Game Career Highs

At-Bats	6	at Missouri, 3/24/18	Total Bases	6	Twice; Last vs Ole Miss, 4/24/18
Runs	3	at Kentucky, 5/13/18	Walks	2	Twice; Last Texas A&M, 4/28/18
Hits	3	Three Times; Last Texas A&M, 4/29/18	Strikeouts	3	at Southern Miss, 2/16/18
RBIs	4	Alcorn State, 3/20/18	Stolen Bases	---	
Doubles	2	vs Nicholls State, 2/24/18			
Triples	---				
Home Runs	1	Three Times; Last Jackson State, 2/26/19			

Gilbert's Career Statistics

	Avg	GP-GS	AB	R	H	2B	3B	HR	RBI	TB	SLG%	BB	HBP	SO	GDP	OB%	SF	SH	SB-ATT	PO	A	E	FLD%
2018	.254	41-31	114	18	29	9	0	2	18	44	.386	15	0	37	3	.341	0	1	0-0	276	29	3	.990
2019	.407	15-5	27	3	11	3	0	1	4	17	.630	5	1	8	0	.515	0	0	0-0	33	5	0	1.000
Career	.284	56-36	141	21	40	12	0	3	22	61	.433	20	1	45	3	.377	0	1	0-0	309	34	3	.991



2019 Game-by-Game

Opponent (Date)	Dec.	IP	H	R (ER)	BB	K
YOUNGSTOWN STATE (F15)			-DNP-			
YOUNGSTOWN STATE (F16)	ND	1.0	--	-- (--)	2	2
YOUNGSTOWN STATE (F16)			-DNP-			
UAB (F20)			-DNP-			
SOUTHERN MISS (F22)			-DNP-			
SOUTHERN MISS (F23)			-DNP-			
SOUTHERN MISS (F24)			-DNP-			
JACKSON STATE (F26) *	W	3.0	2	-- (--)	--	2
SOUTHEASTERN LOUISIANA (F27)			-DNP-			
vs. Sam Houston State (Mr1)			-DNP-			
vs. Texas Tech (Mr2)			-DNP-			
EAST CAROLINA (Mr5)			-DNP-			
ARKANSAS-PINE BLUFF (Mr6) *	W	3.0	1	-- (--)	1	4
MAINE (Mr8)			-DNP-			
MAINE (Mr8)			-DNP-			
MAINE (Mr10)			-DNP-			
GRAMBLING (Mr13)	W	2.0	--	1 (--)	3	4
at Florida (Mr15)			-DNP-			
at Florida (Mr16)			-DNP-			
at Florida (Mr16)			-DNP-			
LITTLE ROCK (Mr19) *	ND	0.2	2	4(4)	3	1
at Samford (Mr20)			-DNP-			
AUBURN (Mr22)						
AUBURN (Mr23)						
AUBURN (Mr24)						
MISSISSIPPI VALLEY STATE (Mr26)						
LSU (Mr28)						
LSU (Mr29)						
LSU (Mr30)						
ULM (A3)						
at Tennessee (A5)						
at Tennessee (A6)						
at Tennessee (A7)						
SOUTH ALABAMA (A10)						
ALABAMA (A12)						
ALABAMA (A13)						
ALABAMA (A14)						
TEXAS SOUTHERN (A16)						
at Arkansas (A18)						
at Arkansas (A19)						
at Arkansas (A20)						
vs. Ole Miss (A23)						
GEORGIA (A26)						
GEORGIA (A27)						
GEORGIA (A28)						
at Texas A&M (My2)						
at Texas A&M (My3)						
at Texas A&M (My4)						
MEMPHIS (My8)						
at Ole Miss (My10)						
at Ole Miss (My11)						
at Ole Miss (My12)						
SOUTH CAROLINA (My16)						
SOUTH CAROLINA (My17)						
SOUTH CAROLINA (My18)						

* - Denotes Game Started | (W)in, (L)oss, H(ol)d, (S)ave, (B)low Save

2019 Biography

Season: Made five appearances on the mound, three of which were starts... Made collegiate debut in the series finale versus Youngstown State (2/16).
Youngstown State (2/15-16): Made MSU debut as a reliever in the final game of series... Pitched one inning and struck out two batters... Walked two and didn't allow a hit. **Jackson State (2/26):** Made first-career start... Gave up two hits in three scoreless innings of work. **Arkansas-Pine Bluff (3/6):** Pitched three scoreless innings in a start... Struck out four. **Grambling (3/13):** Walked three and allowed one unearned run over two innings... Struck out four.

Cerantola's Single-Game Career Highs

Innings Pitched	3.0	Twice; Last Arkansas-Pine Bluff, 3/6/19	Wild Pitches	1	Little Rock, 3/19/19
Fewest Hits	0	Twice; Last Grambling, 3/13/19	Hit-by-Pitch	1	Twice; Last Little Rock, 3/19/19
Fewest Runs	0	Three Times; Last Arkansas-Pine Bluff, 3/6/19	Total Pitches	45	Grambling, 3/13/19
Fewest Earned Runs	0	Four Times; Last Grambling, 3/13/19			
Walks	3	Twice; Last Little Rock, 3/19/19			
Strikeouts	4	Twice; Last Grambling, 3/13/19			

Cerantola's Career Statistics

	ERA	W-L	App	GS	CG	SHO/CBO	SV	IP	H	R	ER	BB	SO	2B	3B	HR	BF	BAA	WP	HBP	BK	SFA	SHA
2019	3.72	3-0	5	3	0	0/0	0	9.2	5	5	4	9	13	2	0	0	46	.143	1	2	0	0	0
Career	3.72	3-0	5	3	0	0/0	0	9.2	5	5	4	9	13	2	0	0	46	.143	1	2	0	0	0



2019 Game-by-Game

Opponent (Date)	Dec.	IP	H	R (ER)	BB	K
YOUNGSTOWN STATE (F15)			-DNP-			
YOUNGSTOWN STATE (F16)			-DNP-			
YOUNGSTOWN STATE (F16)			-DNP-			
UAB (F20)			-DNP-			
SOUTHERN MISS (F22)			-DNP-			
SOUTHERN MISS (F23)			-DNP-			
SOUTHERN MISS (F24)			-DNP-			
JACKSON STATE (F26)	ND	1.0	1	-- (--)	--	3
SOUTHEASTERN LOUISIANA (F27)			-DNP-			
vs. Sam Houston State (Mr1)			-DNP-			
vs. Texas Tech (Mr2)			-DNP-			
EAST CAROLINA (Mr5)			-DNP-			
ARKANSAS-PINE BLUFF (Mr6)	ND	1.0	--	-- (--)	--	1
MAINE (Mr8)			-DNP-			
MAINE (Mr8)			-DNP-			
MAINE (Mr10)			-DNP-			
GRAMBLING (Mr13)	ND	1.0	1	-- (--)	--	--
at Florida (Mr15)			-DNP-			
at Florida (Mr16)			-DNP-			
at Florida (Mr16)			-DNP-			
LITTLE ROCK (Mr19)			-DNP-			
at Samford (Mr20)	W	2.0	1	-- (--)	--	3
AUBURN (Mr22)						
AUBURN (Mr23)						
AUBURN (Mr24)						
MISSISSIPPI VALLEY STATE (Mr26)						
LSU (Mr28)						
LSU (Mr29)						
LSU (Mr30)						
ULM (A3)						
at Tennessee (A5)						
at Tennessee (A6)						
at Tennessee (A7)						
SOUTH ALABAMA (A10)						
ALABAMA (A12)						
ALABAMA (A13)						
ALABAMA (A14)						
TEXAS SOUTHERN (A16)						
at Arkansas (A18)						
at Arkansas (A19)						
at Arkansas (A20)						
vs. Ole Miss (A23)						
GEORGIA (A26)						
GEORGIA (A27)						
GEORGIA (A28)						
at Texas A&M (My2)						
at Texas A&M (My3)						
at Texas A&M (My4)						
MEMPHIS (My8)						
at Ole Miss (My10)						
at Ole Miss (My11)						
at Ole Miss (My12)						
SOUTH CAROLINA (My16)						
SOUTH CAROLINA (My17)						
SOUTH CAROLINA (My18)						

* - Denotes Game Started | (W)in, (L)oss, H(ol)d, (S)ave, (B)low Save

2019 Biography

Season: Appeared in four games, all in relief. . . Made his MSU debut against Jackson State (2/26) and struck out three hitters in a scoreless inning of relief.

Jackson State (2/26): Allowed one hit and struck out three batters in a scoreless eighth inning in his MSU debut. **Arkansas-Pine Bluff (3/6):** Struck out one batter in one scoreless inning of work. **Grambling (3/13):** Pitched a scoreless seventh inning. . . Allowed one hit. **at Samford (3/20):** Threw two scoreless innings...Struck out three batters.

Spring's Single-Game Career Highs

Innings Pitched	2.0	at Samford, 3/20/19	Wild Pitches	0	Three Times; Last at Samford, 3/20/19
Fewest Hits	0	Arkansas-Pine Bluff, 3/6/19	Hit-by-Pitch	1	at Samford, 3/20/19
Fewest Runs	0	Four Times; Last at Samford, 3/20/19	Total Pitches	25	at Samford, 3/20/19
Fewest Earned Runs	0	Four Times; Last at Samford, 3/20/19			
Walks	0	Four Times; Last at Samford, 3/20/19			
Strikeouts	3	Twice; Last at Samford, 3/20/19			

Spring's Career Statistics

	ERA	W-L	App	GS	CG	SHO/CBO	SV	IP	H	R	ER	BB	SO	2B	3B	HR	BF	BAA	WP	HBP	BK	SFA	SHA
2019	0.00	1-0	4	0	0	0/0	0	5.0	3	0	0	0	7	1	0	0	19	.167	0	1	0	0	0
Career	0.00	1-0	4	0	0	0/0	0	5.0	3	0	0	0	7	1	0	0	19	.167	0	1	0	0	0



2019 Game-by-Game

Opponent (Date)	AB	R	H	RBI	BB
YOUNGSTOWN STATE (F15) *	4	1	2	3	--
YOUNGSTOWN STATE (F16) *	4	1	3	2	1
YOUNGSTOWN STATE (F16) *	4	1	--	1	1
UAB (F20) *	3	--	--	--	--
SOUTHERN MISS (F22) *	4	--	--	--	--
SOUTHERN MISS (F23) *	4	--	--	--	1
SOUTHERN MISS (F24) *	3	--	2	2	1
JACKSON STATE (F26) *	2	1	1	--	2
SOUTHEASTERN LOUISIANA (F27) *	2	1	1	--	2
vs. Sam Houston State (Mr1) *	4	1	1	1	--
vs. Texas Tech (Mr2) *	2	1	1	--	2
EAST CAROLINA (Mr5) *	2	1	1	2	1
ARKANSAS-PINE BLUFF (Mr6) *	4	3	1	1	1
MAINE (Mr8) *	4	1	2	--	--
MAINE (Mr8) *	3	1	2	--	1
MAINE (Mr10) *	5	1	2	1	--
GRAMBLING (Mr13) *	3	2	2	5	--
at Florida (Mr15) *	5	1	2	2	--
at Florida (Mr16) *	5	2	3	1	--
at Florida (Mr16) *	4	--	2	--	--
LITTLE ROCK (Mr19) *	3	2	1	1	2
at Samford (Mr20) *	1	1	--	--	3
AUBURN (Mr22)					
AUBURN (Mr23)					
AUBURN (Mr24)					
MISSISSIPPI VALLEY STATE (Mr26)					
LSU (Mr28)					
LSU (Mr29)					
LSU (Mr30)					
ULM (A3)					
at Tennessee (A5)					
at Tennessee (A6)					
at Tennessee (A7)					
SOUTH ALABAMA (A10)					
ALABAMA (A12)					
ALABAMA (A13)					
ALABAMA (A14)					
TEXAS SOUTHERN (A16)					
at Arkansas (A18)					
at Arkansas (A19)					
at Arkansas (A20)					
vs. Ole Miss (A23)					
GEORGIA (A26)					
GEORGIA (A27)					
GEORGIA (A28)					
at Texas A&M (My2)					
at Texas A&M (My3)					
at Texas A&M (My4)					
MEMPHIS (My8)					
at Ole Miss (My10)					
at Ole Miss (My11)					
at Ole Miss (My12)					
SOUTH CAROLINA (My16)					
SOUTH CAROLINA (My17)					
SOUTH CAROLINA (My18)					

* - Denotes Game Started

2019 Biography

Awards: Named to Frisco Classic All-Tournament Team...Honored as SEC Player of the Week March 18.

Season: Started all 17 games in right field... Tallied seven consecutive multi-hit games between March 8-16.

Youngstown State (2/15-16): Picked up five hits, five RBIs and two extra base hits in the three-game series... Scored a run in all three games... Homered and drove in three runs in the season opener... Tallied three hits – including a double – and plated two RBIs in middle game of the series... Walked, stole a base, scored and drove in one RBI in the finale. **UAB (2/20):** Reached base once via hit-by-pitch. **Southern Miss (2/22-24):** Started all three games... Picked up two hits – including a double – and drove in two RBIs in series finale. **Jackson State (2/26):** Doubled, walked twice and scored a run. **Southeastern Louisiana (2/27):** Drove in one RBI on a sacrifice fly... Also came around to score after a hit-by-pitch. **Frisco Classic (3/1-2):** Tallied a hit in each of the two games. *vs. Sam Houston State (3/1):* Went 1-for-4 with an RBI double... Scored one run. *vs. Texas Tech (3/2):* Grabbed one hit and two walks... Also scored a run. **ECU (3/5):** Walked and drove in two runs... Had an RBI single and a sacrifice fly. **Arkansas-Pine Bluff (3/6):** Reached base three times and scored all three times... Posted an RBI single. **Maine (3/8-10):** Tallied two hits and a run scored in each game of the three-game set... Doubled and scored in the series opener... Went 2-for-3 in the middle game... Added one walk and one stolen base... Had the game-winning RBI single in the series finale. **Grambling (3/13):** Collected five RBIs via a sacrifice fly and a grand slam. **at Florida (3/15-16):** Collected seven hits over the weekend and a multi-hit game in each contest... Doubled and drove in a pair of RBIs in the opener... Homered in game two. **Little Rock (3/19):** Walked twice, scored twice and singled.

MacNamee's Single-Game Career Highs

At-Bats	6	at Kentucky, 5/13/18	Total Bases	9	Vanderbilt, 6/8/18
Runs	3	Five Times; Last Arkansas-Pine Bluff, 3/6/19	Walks	3	Twice; Last at Samford, 3/20/19
Hits	3	11 Times; Last at Florida, 3/16/19	Strikeouts	3	Four Times; Last Arkansas, 4/20/18
RBIs	6	Florida, 5/19/18	Stolen Bases	1	Seven Times; Last Maine, 3/8/19
Doubles	2	Three Times; Last Florida, 5/19/18			
Triples	1	Auburn, 4/28/17			
Home Runs	2	Vanderbilt, 6/8/18			

MacNamee's Career Statistics

	AvG	GP- GS	AB	R	H	2B	3B	HR	RBI	TB	SLG%	BB	HBP	SO	GDP	OB%	SF	SH	SB-ATT	PO	A	E	FLD%
2017	.267	57-48	180	22	48	6	1	2	22	62	.344	11	3	51	3	.315	3	3	4-6	53	0	0	1.000
2018	.309	53-46	188	40	58	11	0	8	42	93	.495	13	9	49	4	.377	2	2	1-2	95	1	1	.990
2019	.373	22-22	75	22	28	7	0	3	23	44	.587	16	4	13	1	.490	3	0	2-4	37	2	0	1.000
Career	.302	132-116	443	84	134	24	1	13	87	199	.449	40	16	113	8	.375	8	5	7-12	185	3	1	.995



2019 Game-by-Game

Opponent (Date)	Dec.	IP	H	R (ER)	BB	K
YOUNGSTOWN STATE (F15)	ND	1.0	1	-- (--)	--	3
YOUNGSTOWN STATE (F16)		-DNP-				
YOUNGSTOWN STATE (F16)		-DNP-				
UAB (F20)		-DNP-				
SOUTHERN MISS (F22)		-DNP-				
SOUTHERN MISS (F23)	ND	1.0	--	-- (--)	--	1
SOUTHERN MISS (F24)		-DNP-				
JACKSON STATE (F26)		-DNP-				
SOUTHEASTERN LOUISIANA (F27)	ND	1.0	1	-- (--)	--	3
vs. Sam Houston State (Mr1)		-DNP-				
vs. Texas Tech (Mr2)	H	1.0	--	-- (--)	--	2
EAST CAROLINA (Mr5)	H	1.0	--	-- (--)	--	1
ARKANSAS-PINE BLUFF (Mr6)		-DNP-				
MAINE (Mr8)		-DNP-				
MAINE (Mr8)	ND	1.0	--	-- (--)	--	1
MAINE (Mr10)	W	1.0	--	-- (--)	--	1
GRAMBLING (Mr13)		-DNP-				
at Florida (Mr15)	H	1.0	2	1(1)	--	--
at Florida (Mr16)		-DNP-				
at Florida (Mr16)		-DNP-				
LITTLE ROCK (Mr19)		-DNP-				
at Samford (Mr20)	H	1.0	1	-- (--)	--	2
AUBURN (Mr22)						
AUBURN (Mr23)						
AUBURN (Mr24)						
MISSISSIPPI VALLEY STATE (Mr26)						
LSU (Mr28)						
LSU (Mr29)						
LSU (Mr30)						
ULM (A3)						
at Tennessee (A5)						
at Tennessee (A6)						
at Tennessee (A7)						
SOUTH ALABAMA (A10)						
ALABAMA (A12)						
ALABAMA (A13)						
ALABAMA (A14)						
TEXAS SOUTHERN (A16)						
at Arkansas (A18)						
at Arkansas (A19)						
at Arkansas (A20)						
vs. Ole Miss (A23)						
GEORGIA (A26)						
GEORGIA (A27)						
GEORGIA (A28)						
at Texas A&M (My2)						
at Texas A&M (My3)						
at Texas A&M (My4)						
MEMPHIS (My8)						
at Ole Miss (My10)						
at Ole Miss (My11)						
at Ole Miss (My12)						
SOUTH CAROLINA (My16)						
SOUTH CAROLINA (My17)						
SOUTH CAROLINA (My18)						

* - Denotes Game Started | (W)in, (L)oss, H(ol)d, (S)ave, (B)low'n Save

2019 Biography

Season: Appeared in nine games, all in relief. . . Struck out three batters on opening day versus Youngstown State (2/15) in his MSU debut.

Youngstown State (2/15-16): Made his Diamond Dawg debut with three strikeouts in a scoreless inning during the season opener. **Southern Miss (2/23):** Closed out the game with a scoreless ninth. . . Struck out one. **Southeastern Louisiana (2/23):** Sat down three batters via strikeout one inning of work. **Frisco Classic (3/1-2):** vs. *Texas Tech (3/2):* Pitched a perfect eighth inning to preserve two-run lead. . . Struck out two to post a hold. **ECU (3/5):** Earned a hold after tossing a perfect eighth inning. . . Struck out one. **Maine (3/8-10):** Threw one inning with one strikeout in the middle game of the series and in the series finale. **at Samford (3/20):** Struck out two in a scoreless inning pitched.

White's Single-Game Career Highs

Innings Pitched	1.0	Nine Times; Last at Samford, 3/20/19	Wild Pitches	0	Nine Times; Last at Samford, 3/20/19
Fewest Hits	0	Five Times; Last Maine, 3/10/19	Hit-by-Pitch	1	East Carolina, 3/5/19
Fewest Runs	0	Eight Times; Last at Samford, 3/20/19	Total Pitches	18	at Florida, 3/15/19
Fewest Earned Runs	0	Eight Times; Last at Samford, 3/20/19			
Walks	0	Nine Times; Last at Samford, 3/20/19			
Strikeouts	3	Twice; Last Southeastern Louisiana, 2/27/19			

White's Career Statistics

	ERA	W-L	App	GS	CG	SHO/CBO	SV	IP	H	R	ER	BB	SO	2B	3B	HR	BF	BAA	WP	HBP	BK	SFA	SHA
2019	1.00	1-0	9	0	0	0/1	0	9.0	5	1	1	0	14	0	0	0	32	.161	0	1	0	0	0
Career	1.00	1-0	9	0	0	0/1	0	9.0	5	1	1	0	14	0	0	0	32	.161	0	1	0	0	0



2019 Game-by-Game

Opponent (Date)	Dec.	IP	H	R (ER)	BB	K
YOUNGSTOWN STATE (F15) *	ND	5.0	3	2 (2)	--	11
YOUNGSTOWN STATE (F16)			-DNP-			
YOUNGSTOWN STATE (F16)			-DNP-			
UAB (F20)			-DNP-			
SOUTHERN MISS (F22) *	ND	7.0	1	-- (--)	--	13
SOUTHERN MISS (F23)			-DNP-			
SOUTHERN MISS (F24)			-DNP-			
JACKSON STATE (F26)			-DNP-			
SOUTHEASTERN LOUISIANA (F27)			-DNP-			
vs. Sam Houston State (Mr1) *	ND	6.0	7	2 (2)	--	6
vs. Texas Tech (Mr2)			-DNP-			
EAST CAROLINA (Mr5)			-DNP-			
ARKANSAS-PINE BLUFF (Mr6)			-DNP-			
MAINE (Mr8) *	W	6.0	3	1 (--)	2	10
MAINE (Mr8)			-DNP-			
MAINE (Mr10)			-DNP-			
GRAMBLING (Mr13)			-DNP-			
at Florida (Mr15) *	W	6.0	2	1(1)	3	11
at Florida (Mr16)			-DNP-			
at Florida (Mr16)			-DNP-			
LITTLE ROCK (Mr19)			-DNP-			
at Samford (Mr20)			-DNP-			
AUBURN (Mr22)						
AUBURN (Mr23)						
AUBURN (Mr24)						
MISSISSIPPI VALLEY STATE (Mr26)						
LSU (Mr28)						
LSU (Mr29)						
LSU (Mr30)						
ULM (A3)						
at Tennessee (A5)						
at Tennessee (A6)						
at Tennessee (A7)						
SOUTH ALABAMA (A10)						
ALABAMA (A12)						
ALABAMA (A13)						
ALABAMA (A14)						
TEXAS SOUTHERN (A16)						
at Arkansas (A18)						
at Arkansas (A19)						
at Arkansas (A20)						
vs. Ole Miss (A23)						
GEORGIA (A26)						
GEORGIA (A27)						
GEORGIA (A28)						
at Texas A&M (My2)						
at Texas A&M (My3)						
at Texas A&M (My4)						
MEMPHIS (My8)						
at Ole Miss (My10)						
at Ole Miss (My11)						
at Ole Miss (My12)						
SOUTH CAROLINA (My16)						
SOUTH CAROLINA (My17)						
SOUTH CAROLINA (My18)						

* - Denotes Game Started | (W)in, (L)oss, H(old), (S)ave, (B)low Save

2019 Biography

Awards: Twice named to Collegiate Baseball Newspaper National Player of the Week Honor Roll (2/25 & 3/18).

Season: Started five games, all coming in series opening games. . . Owns four double-digit strikeout performances in 2019. . . Went 80 plate appearances to start the season without issuing a walk.


Youngstown State (2/15-16): Tossed five innings and allowed two runs in a no decision. . . Struck out 11 batters. **Southern Miss (2/22-24):** Struck out 13 and allowed one hit in seven innings of work in a no decision. **Frisco Classic (3/1-2):** vs. *Sam Houston State (3/1)*: Threw six innings and allowed two runs on seven hits. . . Collected six strikeouts in a no decision. **Maine (3/8-10):** Allowed an unearned run and struck out 10 in six innings of work. . . Collected his first win of the season. . . Walked two batters. **at Florida (3/15-16):** Started game one...Lasted six innings...Struck out 11 batters...Only allowed one run on two hits and three walks.

Small's Single-Game Career Highs

Innings Pitched	8.0	at LSU, 3/30/18	Wild Pitches	2	Twice; Last Vanderbilt, 3/17/18
Fewest Hits	0	Seven Times; Last at Alabama, 4/30/16	Hit-by-Pitch	2	Texas A&M, 4/15/16
Fewest Runs	0	12 Times; Last Southern Miss, 2/22/19	Total Pitches	111	at Auburn, 4/14/18
Fewest Earned Runs	0	14 Times; Last Maine, 3/8/19			
Walks	5	at Alabama, 5/5/18			
Strikeouts	13	Southern Miss, 2/22/19			

Small's Career Statistics

	ERA	W-L	App	GS	CG	SHO/CBO	SV	IP	H	R	ER	BB	SO	2B	3B	HR	BF	BAA	WP	HBP	BK	SFA	SHA
2016	13.06	1-0	15	0	0	0/2	0	10.1	11	15	15	10	20	1	0	1	56	.256	2	2	0	0	1
2018	3.20	5-4	18	18	0	0/1	0	101.1	93	40	36	33	122	18	0	8	427	.239	8	2	3	2	1
2019	1.50	2-0	5	5	0	0/0	0	30.0	16	6	5	5	51	3	0	2	114	.157	1	3	0	0	4
Career	3.56	8-4	38	23	0	0/3	0	141.2	120	61	56	48	193	22	0	11	597	.225	11	7	3	2	6



2019 Game-by-Game

Opponent (Date)	Dec.	IP	H	R (ER)	BB	K
YOUNGSTOWN STATE (F15)			-DNP-			
YOUNGSTOWN STATE (F16)			-DNP-			
YOUNGSTOWN STATE (F16)	ND	1.0	2	-- (--)	--	2
UAB (F20)			-DNP-			
SOUTHERN MISS (F22)	L	1.0	1	1 (1)	1	1
SOUTHERN MISS (F23)			-DNP-			
SOUTHERN MISS (F24)	ND	1.1	--	-- (--)	--	1
JACKSON STATE (F26)			-DNP-			
SOUTHEASTERN LOUISIANA (F27)			-DNP-			
vs. Sam Houston State (Mr1)	W	0.1	--	-- (--)	--	1
vs. Texas Tech (Mr2)			-DNP-			
EAST CAROLINA (Mr5)	H	1.0	1	-- (--)	--	3
ARKANSAS-PINE BLUFF (Mr6)			-DNP-			
MAINE (Mr8)			-DNP-			
MAINE (Mr8)			-DNP-			
MAINE (Mr10)	ND	1.1	2	-- (--)	--	3
GRAMBLING (Mr13)			-DNP-			
at Florida (Mr15)			-DNP-			
at Florida (Mr16)			-DNP-			
at Florida (Mr16)	ND	1.1	1	-- (--)	--	--
LITTLE ROCK (Mr19)			-DNP-			
at Samford (Mr20)	H	1.0	--	-- (--)	--	1
AUBURN (Mr22)						
AUBURN (Mr23)						
AUBURN (Mr24)						
MISSISSIPPI VALLEY STATE (Mr26)						
LSU (Mr28)						
LSU (Mr29)						
LSU (Mr30)						
ULM (A3)						
at Tennessee (A5)						
at Tennessee (A6)						
at Tennessee (A7)						
SOUTH ALABAMA (A10)						
ALABAMA (A12)						
ALABAMA (A13)						
ALABAMA (A14)						
TEXAS SOUTHERN (A16)						
at Arkansas (A18)						
at Arkansas (A19)						
at Arkansas (A20)						
vs. Ole Miss (A23)						
GEORGIA (A26)						
GEORGIA (A27)						
GEORGIA (A28)						
at Texas A&M (My2)						
at Texas A&M (My3)						
at Texas A&M (My4)						
MEMPHIS (My8)						
at Ole Miss (My10)						
at Ole Miss (My11)						
at Ole Miss (My12)						
SOUTH CAROLINA (My16)						
SOUTH CAROLINA (My17)						
SOUTH CAROLINA (My18)						

* - Denotes Game Started | (W)in, (L)oss, H(ol)d), (S)ave, (B)low Save

2019 Biography

Season: Appeared in eight games, all in relief. . . Earned his first career win after striking out the only batter he faced versus Sam Houston State (3/2).

Youngstown State (2/15-16): Struck out two batters in a scoreless inning of work **Southern Miss (2/22-24):** Pitched in games one and three of the series. . . Allowed the lone run in the series opener to take the loss. . . Pitched 1 1/3 scoreless innings in the series finale. **Frisco Classic (3/1-2):** vs. *Sam Houston State (3/1):* Earned the win after striking out only batter he faced to end the eighth inning. **ECU (3/5):** Struck out the side in the seventh. . . Allowed one hit in the eighth inning for an inning-plus of scoreless work. **Maine (3/8-10):** Threw 1 1/3 innings. . . Allowed no runs on two hits and struck out three batters. **at Florida (3/15-16):** Pitched a scoreless 1 1/3 innings in the finale.

Barlow’s Single-Game Career Highs

Innings Pitched	2.1	at Southern Miss, 2/17/18	Wild Pitches	2	Kentucky, 4/7/17
Fewest Hits	0	17 Times; Last at Samford, 3/20/19	Hit-by-Pitch	1	Four Times; Last Youngstown State, 2/16/19
Fewest Runs	0	28 Times; Last at Samford, 3/20/19	Total Pitches	30	Kentucky, 4/7/17
Fewest Earned Runs	0	28 Times; Last at Samford, 3/20/19			
Walks	3	Three Times; Last Texas Southern, 3/21/18			
Strikeouts	3	Four Times; Last Maine, 3/10/19			

Barlow’s Career Statistics

	ERA	W-L	App	GS	CG	SHO/CBO	SV	IP	H	R	ER	BB	SO	2B	3B	HR	BF	BAA	WP	HBP	BK	SFA	SHA
2017	5.23	0-2	26	0	0	0/1	0	20.2	16	13	12	25	28	1	1	3	102	.225	5	2	0	1	3
2018	13.50	0-0	4	0	0	0/0	0	2.2	3	4	4	4	3	0	0	0	16	.273	0	1	0	0	0
2019	1.08	1-1	8	0	0	0/1	0	8.1	7	1	1	1	12	0	0	0	32	.233	2	1	0	0	0
Career	4.83	1-3	38	0	0	0/2	0	31.2	26	18	17	30	43	1	1	3	150	.232	7	4	0	1	3



2019 Game-by-Game

Opponent (Date)	Dec.	IP	H	R (ER)	BB	K
YOUNGSTOWN STATE (F15)			---			
YOUNGSTOWN STATE (F16)	ND	1.0	1	-- (--)	1	2
YOUNGSTOWN STATE (F16)			---			
UAB (F20)			---			
SOUTHERN MISS (F22)			---			
SOUTHERN MISS (F23)			---			
SOUTHERN MISS (F24)			---			
JACKSON STATE (F26)	ND	1.0	1	1 (--)	--	2
SOUTHEASTERN LOUISIANA (F27)			---			
vs. Sam Houston State (Mr1)			---			
vs. Texas Tech (Mr2)			---			
EAST CAROLINA (Mr5)			---			
ARKANSAS-PINE BLUFF (Mr6)	H	1.0	--	-- (--)	2	--
MAINE (Mr8)			---			
MAINE (Mr8)			---			
MAINE (Mr10)			---			
GRAMBLING (Mr13)	ND	1.0	1	-- (--)	--	2
at Florida (Mr15)			-DNP-			
at Florida (Mr16)			-DNP-			
at Florida (Mr16)	ND	1.0	--	-- (--)	--	1
LITTLE ROCK (Mr19)			-DNP-			
at Samford (Mr20)	ND	1.0	2	-- (--)	1	2
AUBURN (Mr22)						
AUBURN (Mr23)						
AUBURN (Mr24)						
MISSISSIPPI VALLEY STATE (Mr26)						
LSU (Mr28)						
LSU (Mr29)						
LSU (Mr30)						
ULM (A3)						
at Tennessee (A5)						
at Tennessee (A6)						
at Tennessee (A7)						
SOUTH ALABAMA (A10)						
ALABAMA (A12)						
ALABAMA (A13)						
ALABAMA (A14)						
TEXAS SOUTHERN (A16)						
at Arkansas (A18)						
at Arkansas (A19)						
at Arkansas (A20)						
vs. Ole Miss (A23)						
GEORGIA (A26)						
GEORGIA (A27)						
GEORGIA (A28)						
at Texas A&M (My2)						
at Texas A&M (My3)						
at Texas A&M (My4)						
MEMPHIS (My8)						
at Ole Miss (My10)						
at Ole Miss (My11)						
at Ole Miss (My12)						
SOUTH CAROLINA (My16)						
SOUTH CAROLINA (My17)						
SOUTH CAROLINA (My18)						

* - Denotes Game Started | (W)in, (L)oss, H(old), (S)ave, (B)low Save

2019 Biography

Season: Made six appearances, all in relief... Pitched a scoreless inning of relief against Youngstown State (2/16) in first appearance since 2017.

Youngstown State (2/15-16): Made first appearance since June 11, 2017 in relief... Struck out two in a scoreless inning of work. **Jackson State (2/26):** Allowed one unearned run on one hit... Threw one inning. **Arkansas-Pine Bluff (3/6):** Worked a scoreless inning... Issued a pair of walks. **Grambling (3/13):** Struck out two and allowed one hit in a scoreless ninth inning. **at Florida (3/15-16):** Pitched a scoreless inning in game three.

Price's Single-Game Career Highs


Innings Pitched	3.0	at Southern Miss, 6/5/17	Wild Pitches	1	Five Times; Last Jackson State, 2/26/19
Fewest Hits	0	15 Times; Last at Florida, 3/16/19	Hit-by-Pitch	1	Twice; Last at LSU, 6/11/17
Fewest Runs	0	27 Times; Last at Samford, 3/20/19	Total Pitches	53	LSU, 5/20/17
Fewest Earned Runs	0	29 Times; Last at Samford, 3/20/19			
Walks	3	Twice; Last LSU, 5/20/17			
Strikeouts	5	Marist, 2/25/17			

Price's Career Statistics

	ERA	W-L	App	GS	CG	SHO/CBO	SV	IP	H	R	ER	BB	SO	2B	3B	HR	BF	BAA	WP	HBP	BK	SFA	SHA
2017	2.91	4-1	31	0	0	0/2	14	34.0	24	13	11	19	40	3	1	2	148	.197	4	2	0	0	5
2019	0.00	0-0	6	0	0	0/0	0	6.0	5	1	0	4	9	1	0	0	27	.227	1	0	0	0	1
Career	2.47	4-1	37	0	0	0/2	14	40.0	29	14	11	23	49	4	1	2	175	.201	5	2	0	0	6



C | L/R | 6-3 | 235 | Jr.
Ripley, Miss.



2019 Game-by-Game

Opponent (Date)	AB	R	H	RBI	BB
YOUNGSTOWN STATE (F15)			-DNP-		
YOUNGSTOWN STATE (F16)			-DNP-		
YOUNGSTOWN STATE (F16)			-DNP-		
UAB (F20)			-DNP-		
SOUTHERN MISS (F22)			-DNP-		
SOUTHERN MISS (F23)			-DNP-		
SOUTHERN MISS (F24)			-DNP-		
JACKSON STATE (F26)			-DNP-		
SOUTHEASTERN LOUISIANA (F27)			-DNP-		
vs. Sam Houston State (Mr1)			-DNP-		
vs. Texas Tech (Mr2)			-DNP-		
EAST CAROLINA (Mr5)			-DNP-		
ARKANSAS-PINE BLUFF (Mr6)			-DNP-		
MAINE (Mr8)			-DNP-		
MAINE (Mr8)			-DNP-		
MAINE (Mr10)			-DNP-		
GRAMBLING (Mr13)			-DNP-		
at Florida (Mr15)					
at Florida (Mr16)					
at Florida (Mr17)					
LITTLE ROCK (Mr19)					
at Samford (Mr20)					
AUBURN (Mr22)					
AUBURN (Mr23)					
AUBURN (Mr24)					
MISSISSIPPI VALLEY STATE (Mr26)					
LSU (Mr28)					
LSU (Mr29)					
LSU (Mr30)					
ULM (A3)					
at Tennessee (A5)					
at Tennessee (A6)					
at Tennessee (A7)					
SOUTH ALABAMA (A10)					
ALABAMA (A12)					
ALABAMA (A13)					
ALABAMA (A14)					
TEXAS SOUTHERN (A16)					
at Arkansas (A18)					
at Arkansas (A19)					
at Arkansas (A20)					
vs. Ole Miss (A23)					
GEORGIA (A26)					
GEORGIA (A27)					
GEORGIA (A28)					
at Texas A&M (My2)					
at Texas A&M (My3)					
at Texas A&M (My4)					
MEMPHIS (My8)					
at Ole Miss (My10)					
at Ole Miss (My11)					
at Ole Miss (My12)					
SOUTH CAROLINA (My16)					
SOUTH CAROLINA (My17)					
SOUTH CAROLINA (My18)					

* - Denotes Game Started

2019 Biography

TBA

Childers' Single-Game Career Highs

At-Bats	---	Total Bases	---
Runs	---	Walks	---
Hits	---	Strikeouts	---
RBI's	---	Stolen Bases	---
Doubles	---		
Triples	---		
Home Runs	---		

Childers' Career Statistics

Avg	GP-GS	AB	R	H	2B	3B	HR	RBI	TB	SLG%	BB	HBP	SO	GDP	OB%	SF	SH	SB-ATT	PO	A	E	FLD%
Career																						



35 | Basiel Williams

OF | S/R | 6-3 | 180 | Fr.
Hammond, La.





2019 Game-by-Game

Opponent (Date)	AB	R	H	RBI	BB
YOUNGSTOWN STATE (F15)			-DNP-		
YOUNGSTOWN STATE (F16)			-DNP-		
YOUNGSTOWN STATE (F16)			-DNP-		
UAB (F20)			-DNP-		
SOUTHERN MISS (F22)			-DNP-		
SOUTHERN MISS (F23)			-DNP-		
SOUTHERN MISS (F24)			-DNP-		
JACKSON STATE (F26)			-DNP-		
SOUTHEASTERN LOUISIANA (F27)			-DNP-		
vs. Sam Houston State (Mr1)			-DNP-		
vs. Texas Tech (Mr2)			-DNP-		
EAST CAROLINA (Mr5)			-DNP-		
ARKANSAS-PINE BLUFF (Mr6)			-DNP-		
MAINE (Mr8)			-DNP-		
MAINE (Mr8)			-DNP-		
MAINE (Mr10)			-DNP-		
GRAMBLING (Mr13)			-DNP-		
at Florida (Mr15)					
at Florida (Mr16)					
at Florida (Mr17)					
LITTLE ROCK (Mr19)					
at Samford (Mr20)					
AUBURN (Mr22)					
AUBURN (Mr23)					
AUBURN (Mr24)					
MISSISSIPPI VALLEY STATE (Mr26)					
LSU (Mr28)					
LSU (Mr29)					
LSU (Mr30)					
ULM (A3)					
at Tennessee (A5)					
at Tennessee (A6)					
at Tennessee (A7)					
SOUTH ALABAMA (A10)					
ALABAMA (A12)					
ALABAMA (A13)					
ALABAMA (A14)					
TEXAS SOUTHERN (A16)					
at Arkansas (A18)					
at Arkansas (A19)					
at Arkansas (A20)					
vs. Ole Miss (A23)					
GEORGIA (A26)					
GEORGIA (A27)					
GEORGIA (A28)					
at Texas A&M (My2)					
at Texas A&M (My3)					
at Texas A&M (My4)					
MEMPHIS (My8)					
at Ole Miss (My10)					
at Ole Miss (My11)					
at Ole Miss (My12)					
SOUTH CAROLINA (My16)					
SOUTH CAROLINA (My17)					
SOUTH CAROLINA (My18)					

* - Denotes Game Started


2019 Biography

TBA

Williams’ Single-Game Career Highs

At-Bats	---	Total Bases	---
Runs	---	Walks	---
Hits	---	Strikeouts	---
RBI	---	Stolen Bases	---
Doubles	---		
Triples	---		
Home Runs	---		

Williams’ Career Statistics



2019 Game-by-Game

Opponent (Date)	AB	R	H	RBI	BB
YOUNGSTOWN STATE (F15)			-DNP-		
YOUNGSTOWN STATE (F16)			-DNP-		
YOUNGSTOWN STATE (F16)			-DNP-		
UAB (F20)			-DNP-		
SOUTHERN MISS (F22)			-DNP-		
SOUTHERN MISS (F23)			-DNP-		
SOUTHERN MISS (F24)			-DNP-		
JACKSON STATE (F26)			-DNP-		
SOUTHEASTERN LOUISIANA (F27)			-DNP-		
vs. Sam Houston State (Mr1)			-DNP-		
vs. Texas Tech (Mr2)			-DNP-		
EAST CAROLINA (Mr5)			-DNP-		
ARKANSAS-PINE BLUFF (Mr6)			-DNP-		
MAINE (Mr8)			-DNP-		
MAINE (Mr8)			-DNP-		
MAINE (Mr10)			-DNP-		
GRAMBLING (Mr13)			-DNP-		
at Florida (Mr15)					
at Florida (Mr16)					
at Florida (Mr17)					
LITTLE ROCK (Mr19)					
at Samford (Mr20)					
AUBURN (Mr22)					
AUBURN (Mr23)					
AUBURN (Mr24)					
MISSISSIPPI VALLEY STATE (Mr26)					
LSU (Mr28)					
LSU (Mr29)					
LSU (Mr30)					
ULM (A3)					
at Tennessee (A5)					
at Tennessee (A6)					
at Tennessee (A7)					
SOUTH ALABAMA (A10)					
ALABAMA (A12)					
ALABAMA (A13)					
ALABAMA (A14)					
TEXAS SOUTHERN (A16)					
at Arkansas (A18)					
at Arkansas (A19)					
at Arkansas (A20)					
vs. Ole Miss (A23)					
GEORGIA (A26)					
GEORGIA (A27)					
GEORGIA (A28)					
at Texas A&M (My2)					
at Texas A&M (My3)					
at Texas A&M (My4)					
MEMPHIS (My8)					
at Ole Miss (My10)					
at Ole Miss (My11)					
at Ole Miss (My12)					
SOUTH CAROLINA (My16)					
SOUTH CAROLINA (My17)					
SOUTH CAROLINA (My18)					

* - Denotes Game Started

2019 Biography

TBA

Blalock's Single-Game Career Highs

At-Bats	---	Total Bases	---
Runs	---	Walks	---
Hits	---	Strikeouts	---
RBIs	---	Stolen Bases	---
Doubles	---		
Triples	---		
Home Runs	---		

Blalock's Career Statistics



2019 Game-by-Game

Opponent (Date)	Dec.	IP	H	R (ER)	BB	K
YOUNGSTOWN STATE (F15)				-DNP-		
YOUNGSTOWN STATE (F16)				-DNP-		
YOUNGSTOWN STATE (F16)				-DNP-		
UAB (F20)				-DNP-		
SOUTHERN MISS (F22)				-DNP-		
SOUTHERN MISS (F23)				-DNP-		
SOUTHERN MISS (F24)				-DNP-		
JACKSON STATE (F26)				-DNP-		
SOUTHEASTERN LOUISIANA (F27)				-DNP-		
vs. Sam Houston State (Mr1)				-DNP-		
vs. Texas Tech (Mr2)				-DNP-		
EAST CAROLINA (Mr5)				-DNP-		
ARKANSAS-PINE BLUFF (Mr6)				-DNP-		
MAINE (Mr8)				-DNP-		
MAINE (Mr8)				-DNP-		
MAINE (Mr10)				-DNP-		
GRAMBLING (Mr13)				-DNP-		
at Florida (Mr15)						
at Florida (Mr16)						
at Florida (Mr17)						
LITTLE ROCK (Mr19)						
at Samford (Mr20)						
AUBURN (Mr22)						
AUBURN (Mr23)						
AUBURN (Mr24)						
MISSISSIPPI VALLEY STATE (Mr26)						
LSU (Mr28)						
LSU (Mr29)						
LSU (Mr30)						
ULM (A3)						
at Tennessee (A5)						
at Tennessee (A6)						
at Tennessee (A7)						
SOUTH ALABAMA (A10)						
ALABAMA (A12)						
ALABAMA (A13)						
ALABAMA (A14)						
TEXAS SOUTHERN (A16)						
at Arkansas (A18)						
at Arkansas (A19)						
at Arkansas (A20)						
vs. Ole Miss (A23)						
GEORGIA (A26)						
GEORGIA (A27)						
GEORGIA (A28)						
at Texas A&M (My2)						
at Texas A&M (My3)						
at Texas A&M (My4)						
MEMPHIS (My8)						
at Ole Miss (My10)						
at Ole Miss (My11)						
at Ole Miss (My12)						
SOUTH CAROLINA (My16)						
SOUTH CAROLINA (My17)						
SOUTH CAROLINA (My18)						

* - Denotes Game Started | (W)in, (L)oss, H(ol)d), (S)ave, (B)lown Save

2019 Biography

TBA

Elkins’ Single-Game Career Highs

Innings Pitched	---	Wild Pitches	---
Fewest Hits	---	Hit-by-Pitch	---
Fewest Runs	---	Total Pitches	---
Fewest Earned Runs	---		
Walks	---		
Strikeouts	---		

Elkins’ Career Statistics



2019 Game-by-Game

Opponent (Date)	Dec.	IP	H	R (ER)	BB	K
YOUNGSTOWN STATE (F15)			-DNP-			
YOUNGSTOWN STATE (F16)			-DNP-			
YOUNGSTOWN STATE (F16)			-DNP-			
UAB (F20)			-DNP-			
SOUTHERN MISS (F22)			-DNP-			
SOUTHERN MISS (F23)			-DNP-			
SOUTHERN MISS (F24)			-DNP-			
JACKSON STATE (F26)			-DNP-			
SOUTHEASTERN LOUISIANA (F27)			-DNP-			
vs. Sam Houston State (Mr1)			-DNP-			
vs. Texas Tech (Mr2)			-DNP-			
EAST CAROLINA (Mr5)			-DNP-			
ARKANSAS-PINE BLUFF (Mr6)			-DNP-			
MAINE (Mr8)			-DNP-			
MAINE (Mr8)			-DNP-			
MAINE (Mr10)			-DNP-			
GRAMBLING (Mr13)			-DNP-			
at Florida (Mr15)						
at Florida (Mr16)						
at Florida (Mr17)						
LITTLE ROCK (Mr19)						
at Samford (Mr20)						
AUBURN (Mr22)						
AUBURN (Mr23)						
AUBURN (Mr24)						
MISSISSIPPI VALLEY STATE (Mr26)						
LSU (Mr28)						
LSU (Mr29)						
LSU (Mr30)						
ULM (A3)						
at Tennessee (A5)						
at Tennessee (A6)						
at Tennessee (A7)						
SOUTH ALABAMA (A10)						
ALABAMA (A12)						
ALABAMA (A13)						
ALABAMA (A14)						
TEXAS SOUTHERN (A16)						
at Arkansas (A18)						
at Arkansas (A19)						
at Arkansas (A20)						
vs. Ole Miss (A23)						
GEORGIA (A26)						
GEORGIA (A27)						
GEORGIA (A28)						
at Texas A&M (My2)						
at Texas A&M (My3)						
at Texas A&M (My4)						
MEMPHIS (My8)						
at Ole Miss (My10)						
at Ole Miss (My11)						
at Ole Miss (My12)						
SOUTH CAROLINA (My16)						
SOUTH CAROLINA (My17)						
SOUTH CAROLINA (My18)						

* - Denotes Game Started | (W)in, (L)oss, H(ol)d, (S)ave, (B)low Save

2019 Biography

TBA

Breaux’s Single-Game Career Highs

Innings Pitched	2.1	Memphis, 4/13/16	Wild Pitches	2	vs Florida, 5/27/16
Fewest Hits	0	Five Times; Last at Kentucky, 5/11/18	Hit-by-Pitch	1	Seven Times; Last Southern, 4/4/18
Fewest Runs	0	13 Times; Last Texas A&M, 4/29/18	Total Pitches	50	Eastern Kentucky, 3/15/16
Fewest Earned Runs	0	13 Times; Last Texas A&M, 4/29/18			
Walks	3	Southern, 4/4/18			
Strikeouts	3	Four Times; Last Alcorn State, 3/20/18			

Breaux’s Career Statistics

	ERA	W-L	App	GS	CG	SHO/CBO	SV	IP	H	R	ER	BB	SO	2B	3B	HR	BF	BAA	WP	HBP	BK	SFA	SHA
2016	5.40	2-1	16	1	0	0/3	1	16.2	19	11	10	10	19	4	0	0	82	.292	4	5	0	0	2
2017	54.00	0-0	1	0	0	0/0	0	1.0	5	6	6	1	0	0	0	1	9	.714	0	0	0	1	0
2018	5.40	0-0	4	0	0	0/1	0	1.2	0	1	1	6	3	0	0	0	12	.000	1	2	0	0	0
Career	7.91	2-1	21	1	0	0/4	1	19.1	24	18	17	17	22	4	0	1	103	.316	5	7	0	1	2