




129 SEASONS
37 NCAA TOURNAMENT APPEARANCES
14 MLB FIRST ROUND DRAFT PICKS
11 SEC CHAMPIONSHIPS
10 COLLEGE WORLD SERIES APPEARANCES
7 SEC TOURNAMENT TITLES



2019 Schedule & Results

February		(8-1)	
15	YOUNGSTOWN STATE	SECN+	W, 14-3
16	YOUNGSTOWN STATE-1	SECN+	W, 14-2
	YOUNGSTOWN STATE-2	SECN+	W, 8-0
20	UAB	SECN+	W, 3-2
22	#21 SOUTHERN MISS	SECN+	L, 0-1 (10 Inn.)
23	#21 SOUTHERN MISS	SECN+	W, 8-1
24	#21 SOUTHERN MISS	SECN+	W, 4-3
26	JACKSON STATE	SECN+	W, 17-4
27	SOUTHEASTERN LOUISIANA	SECN+	W, 12-0

March (12-1)

Frisco Classic (Frisco, Texas)

1	vs. Sam Houston State	FloLive.tv	W, 5-4
2	vs. #8 Texas Tech	FloLive.tv	W, 4-2
3	vs. Nebraska	FloLive.tv	Canceled
5	ECU	SECN+	W, 4-1
6	ARKANSAS-PINE BLUFF	SECN+	W, 14-1
8	MAINE-1	SECN+	W, 9-2
	MAINE-2	SECN+	W, 5-1
10	MAINE	SECN+	W, 9-8
13	GRAMBLING	SECN+	W, 18-1
15	at #4 Florida *	SECN+	W, 6-5
16	at #4 Florida-1 *	SEC Network	W, 10-4
	at #4 Florida-2 *	SEC Network	L, 2-4
19	LITTLE ROCK	SECN+	W, 15-4
20	at Samford	ESPN3/ESPN+	W, 6-4
22	#16 AUBURN *	SECN+	L, 5-6
23	#16 AUBURN *	SECN+	W, 15-2
24	#16 AUBURN *	SECN+	W, 20-25
26	MISSISSIPPI VALLEY STATE	SECN+	6:30 p.m.
28	LSU *	ESPNU	6 p.m.
29	LSU *	SEC NETWORK	6 p.m.
30	LSU *	SECN+	2 p.m.

April

3	ULM	SECN+	6:30 p.m.
5	at Tennessee *	SECN+	5:30 p.m.
6	at Tennessee *	SECN+	5 p.m.
7	at Tennessee *	SECN+	1 p.m.
10	SOUTH ALABAMA	SECN+	6:30 p.m.
12	ALABAMA *	SECN+	6:30 p.m.
13	ALABAMA *	SECN+	3 p.m.
14	ALABAMA *	SEC NETWORK	3 p.m.
16	TEXAS SOUTHERN	SECN+	6:30 p.m.
18	at Arkansas *	ESPNU	8 p.m.
19	at Arkansas *	SECN+	6:30 p.m.
20	at Arkansas *	SECN+	2 p.m.

Governor's Cup (Pearl, Miss.)

23	vs. Ole Miss	---	6 p.m.
26	GEORGIA *	SECN+	6:30 p.m.
27	GEORGIA *	SEC NETWORK	Noon
28	GEORGIA *	SECN+	1 p.m.

May

2	at Texas A&M *	SEC Network	6 p.m.
3	at Texas A&M *	SECN+	6:35 p.m.
4	at Texas A&M *	SEC Network	2 p.m.
8	MEMPHIS	SECN+	6:30 p.m.
10	at Ole Miss *	SECN+	6:30 p.m.
11	at Ole Miss *	SECN+	4 p.m.
12	at Ole Miss *	ESPN2	Noon
16	SOUTH CAROLINA *	SECN+	6:30 p.m.
17	SOUTH CAROLINA *	SECN+	6:30 p.m.
18	SOUTH CAROLINA *	SECN+	1 p.m.

Rankings from Baseball America
All times central and subject to change
HOME GAMES IN BOLD CAPS
* - Southeastern Conference game

Mississippi State

Record (SEC): 22-3 (4-2)
H/A/N: 16-2 / 4-1 / 2-0
Rankings: Baseball America - 2, CBN - 4
D1Baseball - 2, NCBWA - 3
Perfect Game - 2, USA Today - 2

Head Coach: Chris Lemonis
Record at MSU (Yrs.): 22-3 (1st)
Career Record (Yrs): 163-94-2 (5th)

Batting Average: .323
Runs Per-Game: 9.0
Hits Per-Game: 11.7
Slugging Percentage: .497

ERA: 2.88
K's/BB Ratio: 4.53/1
Batting Average Against: .210

First Year of Baseball: 1885 (129th season)
Program Record: 2,662-1,564-29 (.628)

Mississippi Valley State

Record (SWAC): 5-8 (5-4)
H/A/N: 1-2 / 4-6 / --
Rankings: None

Head Coach: Aaron Stevens
Record at MVSU (Yrs.): 36-149-1 (5th)
Career Record (Yrs): Same

Batting Average: .252
Runs Per-Game: 5.3
Hits Per-Game: 8.1
Slugging Percentage: .340

ERA: 6.62
K's/BB Ratio: 0.9/1
Batting Average Against: .323

The Rotation

Tuesday, March 26, 2019

MSU: Eric Cerantola, RHP, Fr. 3-0, 3.72 ERA
MVSU: Nicholas Johnson, LHP, So. 2-0, 4.00 ERA

Gameday Information

Tuesday - Mississippi Valley State at Mississippi State - Dudy Noble Field (Starkville, Miss.)

Tuesday

First Pitch: 6:30 p.m.
TV: ---
Internet Stream: SEC Network+
Radio: MSU Radio Network
(100.9 FM locally)
Audio Stream: HailState.com/plus

The First Pitch

What's Inside

- State has pushed its name into the top five in all six major polls, including a No. 2 ranking in five of those, marking the highest ranking for the program since 2016. **MORE ON PAGE 5 & 6**
- Senior **Elijah MacNamee** and sophomore **Jordan Westburg** picked up back-to-back SEC Player of the Week honors on March 18 and 25. **MORE ON PAGE 8**
- MSU is off to its best start since the 2006 season at 22-3. The 2006 squad won 18-straight to begin that season. **MORE ON PAGE 6**
- Senior **Jake Mangum** has moved into the top-15 on the all-time SEC hits list and continues to chase the Mississippi State and SEC all-time hit records. **MORE ON PAGE 9**

- State piled up 20 runs to account for the first 20-run outburst since 2010. The 20 runs are the most in an SEC game since 2000. **MORE ON PAGE 6**
- Redshirt-junior **Ethan Small** ranks No. 5 nationally in strikeouts (58) in the latest NCAA statistical rankings. **MORE ON PAGE 6, 9 & 21**
- Head coach **Chris Lemonis** won his first four games as Mississippi State skipper. Lemonis is one of nine MSU head coaches to win his first career game and one of three to start 4-0 or better. **BIO ON PAGE 3, MORE ON PAGE 7**

Starting Nine

Pos.	Name	Yr.	B/T	Ht./Wt.	Avg.	R	H	RBI	Notes
C	Dustin Skelton	Jr.	R/R	6-0/202	.319	17	23	17	Has five home runs in 2019 after hitting one in previous two seasons
1B	Tanner Allen	So.	L/R	5-11/184	.265	23	27	27	Reached base in all six plate appearances against Grambling (3/13)
2B	Gunner Halter	Jr.	R/R	6-3/180	.300	20	21	11	Reached base four times and scored three runs versus Grambling (3/13)
SS	Jordan Westburg	So.	R/R	6-3/191	.365	30	35	25	Earned SEC Player of the Week after hitting .476 in five games from 3/18-24
3B	Justin Foscue	So.	R/R	6-0/201	.340	26	36	26	Leads the team with six home runs
LF	Rowdey Jordan	So.	S/R	5-10/171	.209	23	19	11	Hit .364 with seven RBIs and seven runs scored in five games last week
CF	Jake Mangum	Sr.	S/L	6-1/179	.411	28	46	24	Hitting .442 when leading off an inning in 2019
RF	Elijah MacNamee	Sr.	R/R	6-3/198	.360	28	31	24	Owens a 20-game reached base streak
DH	Brad Cumbest	Fr.	R/R	6-5/245	.353	3	6	3	Had three hits in first career start on Sunday vs. Auburn (3/24)
-or-	Josh Hatcher	So.	L/L	6-2/175	.393	3	11	7	Hitting .357 with five hits and two RBIs in SEC play

* Based on the previous games



2019 Roster

Numerical

#	Name	Pos.	B/T	Ht.	Wt.	Yr.	Hometown/High School (Previous School)
2	Gunner Halter	IF	R/R	6-3	180	Jr.	Overland Park, Kan./Blue Valley (Seminole State (Okla.) College)
3	JT Ginn	RHP/IF	R/R	6-2	192	Fr.	Brandon, Miss./Brandon
4	Rowdey Jordan	IF/OF	S/R	5-10	171	So.	Auburn, Ala./Auburn
5	Tanner Allen	IF/OF	L/R	5-11	184	So.	Theodore, Ala./UMS- Wright Prep
6	Brandon Smith	RHP/IF	R/R	6-3	180	Fr.	Richland, Miss./Richland
8	Dustin Skelton	C	R/R	6-0	202	Jr.	Olive Branch, Miss./Magnolia Heights School
10	Josh Hatcher	IF/OF	L/L	6-2	175	So.	Albany, Ga./Lee County
11	Jordan Westburg	IF	R/R	6-3	191	So.	New Braunfels, Texas/New Braunfels
12	Hayden Jones	C	L/R	6-0	185	Fr.	Huntertown, Ind./Carroll
13	Peyton Plumlee	RHP	R/R	6-3	201	Sr.	Olive Branch, Miss./Lewisburg (Northwest Mississippi C.C.)
14	Riley Self	RHP	R/R	6-4	241	Jr.	Coldwater, Miss./Magnolia Heights School
15	Jake Mangum	OF	S/L	6-1	179	Sr.	Pearl, Miss./Jackson Prep
16	Jack Eagan	LHP	L/L	6-3	235	R-Jr.	Wautoma, Wis./Wautoma (Madison C.C.)
17	Justin Foscue	IF	R/R	6-0	201	So.	Huntsville, Ala./Virgil Grissom
18	Keegan James	RHP	R/R	6-2	214	R-Jr.	Southaven, Miss./DeSoto Central
19	Jared Liebelt	RHP	R/R	6-0	169	Sr.	Aurora, Ill./West Aurora (Waubonsee C.C.)
20	Luke Hancock	C	L/R	5-11	170	Fr.	Houston, Miss./Houston
23	Tucker Childers	C/IF	L/R	6-3	235	Jr.	Ripley, Miss./Ripley (Northeast Mississippi C.C.)
24	Cole Gordon	RHP/DH	L/R	6-5	244	Gr.	Tampa, Fla./Steinbrenner
27	Bryce Brock	LHP/OF	L/L	6-0	165	Fr.	Hernando, Miss./Lewisburg
28	Christian MacLeod	LHP	L/L	6-3	215	Fr.	Huntsville, Ala./Huntsville
31	Benjamin Bell	OF	L/R	5-9	180	Fr.	Madison, Miss./Germantown
32	Landon Jordan	IF	L/R	6-0	180	Fr.	Poplarville, Miss./Hancock
33	Brad Cumbest	OF	R/R	6-5	245	Fr.	Hurley, Miss./East Central
34	Marshall Gilbert	C	R/R	6-0	203	Sr.	Kenosha, Wis./Westosha Central (John A. Logan C.C.)
35	Basiel Williams	OF	S/R	6-3	180	Fr.	Hammond, La./Ponchatoula
36	Hunter Blalock	OF	R/R	6-5	195	Fr.	Madison, Miss./Madison Central
37	Eric Cerantola	RHP	R/R	6-5	195	Fr.	Oakville, Ontario/Ecole Secondaire Catholique Sainte-Trinite
38	JP Elkins	RHP	R/R	6-1	190	So.	Ridgeland, Miss./Ridgeland (Hinds C.C.)
39	Tyler Spring	RHP	R/R	6-4	202	R-Jr.	Wiggins, Miss./Stone (Jones County C.C.)
40	Elijah MacNamee	OF	R/R	6-3	198	Sr.	Cypress, Texas/Cypress Ranch (Blinn C.C.)
41	Colby White	RHP	R/R	6-0	190	Jr.	Foxworth, Miss./West Marion (Pearl River C.C.)
43	Kale Breaux	LHP	R/L	5-11	193	R-Jr.	Sulphur, La./Sulphur
44	Ethan Small	LHP	L/L	6-3	214	R-Jr.	Lexington, Tenn./Lexington
46	Trysten Barlow	LHP	L/L	6-1	215	R-Jr.	Halls, Tenn./Dyer County
55	Spencer Price	RHP	R/R	6-2	228	R-Jr.	Olive Branch, Miss./DeSoto Central (Meridian C.C.)

22 Chris Lemonis - Head Coach (First Season at Mississippi State, Fifth Overall; The Citadel, 1992)

21 Jake Gautreau - Assistant Coach (Second Season; Tulane, 2011)

42 Scott Foxhall - Assistant Coach (First Season; College of Charleston, 2004)

0 Kyle Cheesebrough - Volunteer Assistant Coach (First Season; Louisville, 2010)

Roger Rodeheaver - Coordinator of Operations (First Season; Indiana, 2010)

Tyler Younger - Coordinator of Player Development (First Season; Methodist College, 2013)

Seth Diters - Strength and Conditioning Coach (First Season; Springfield College, 2008)

Jason Wire - Associate Athletic Trainer (Ninth Season; St. Cloud State, 2006)

Alphabetical

#	Name	Pos.	B/T	Ht.	Wt.	Yr.
5	Tanner Allen	IF/OF	L/R	5-11	184	So.
46	Trysten Barlow	LHP	L/L	6-1	215	R-Jr.
31	Benjamin Bell	OF	L/R	5-9	180	Fr.
36	Hunter Blalock	OF	R/R	6-5	195	Fr.
43	Kale Breaux	LHP	R/L	5-11	193	R-Jr.
27	Bryce Brock	LHP/OF	L/L	6-0	165	Fr.
0	Kyle Cheesebrough	Assistant Coach				
37	Eric Cerantola	RHP	R/R	6-5	195	Fr.
23	Tucker Childers	C/IF	L/R	6-3	235	Jr.
33	Brad Cumbest	OF	R/R	6-5	245	Fr.
16	Jack Eagan	LHP	L/L	6-3	235	R-Jr.
38	JP Elkins	RHP	R/R	6-1	190	So.
17	Justin Foscue	IF	R/R	6-0	201	So.
42	Scott Foxhall	Assistant Coach				
21	Jake Gautreau	Assistant Coach				
34	Marshall Gilbert	C	R/R	6-0	203	Sr.
3	JT Ginn	RHP/IF	R/R	6-2	192	Fr.
24	Cole Gordon	RHP/DH	L/R	6-5	244	Gr.
2	Gunner Halter	IF	R/R	6-3	180	Jr.
20	Luke Hancock	C	L/R	5-11	170	Fr.
10	Josh Hatcher	IF/OF	L/L	6-2	175	So.
18	Keegan James	RHP	R/R	6-2	214	R-Jr.
12	Hayden Jones	C	L/R	6-0	185	Fr.
4	Rowdey Jordan	IF/OF	S/R	5-10	171	So.
32	Landon Jordan	IF	L/R	6-0	180	Fr.
22	Chris Lemonis	Head Coach				
19	Jared Liebelt	RHP	R/R	6-0	169	Sr.
28	Christian MacLeod	LHP	L/L	6-3	215	Fr.
40	Elijah MacNamee	OF	R/R	6-3	198	Sr.
15	Jake Mangum	OF	S/L	6-1	179	Sr.
13	Peyton Plumlee	RHP	R/R	6-3	201	Sr.
55	Spencer Price	RHP	R/R	6-2	228	R-Jr.
14	Riley Self	RHP	R/R	6-4	241	Jr.
8	Dustin Skelton	C	R/R	6-0	202	Jr.
44	Ethan Small	LHP	L/L	6-3	214	R-Jr.
6	Brandon Smith	RHP/IF	R/R	6-3	180	Fr.
39	Tyler Spring	RHP	R/R	6-4	202	R-Jr.
11	Jordan Westburg	IF	R/R	6-3	191	So.
41	Colby White	RHP	R/R	6-0	190	Jr.
35	Basiel Williams	OF	S/R	6-3	180	Fr.

Program Quick Facts

School Information	
Location	Starkville, Mississippi
Founded	1878
Enrollment	22,201
President	Dr. Mark E. Keenum
Faculty Representative	Dr. Steven Turner
Director of Athletics	John Cohen
Twitter	@JohnCohenAD
Affiliation	NCAA Division I
Conference	Southeastern - Western Division
Nickname	Bulldogs
Colors	Maroon and White
Athletic Department Phone	(662) 325-2532
Ticket Office Phone	(662) 325-2600
Stadium	
Name	Dudy Noble Field, Polk-DeMent Stadium
Capacity	15,000+
Field Dimensions	Left-330, Left Center-385, Center-400, Right Center-380, Right-305
Press Box Phone	(662) 325-3776

2018 Team Information	
Overall Record (SEC; Finish)	39-29 (15-15; T3rd in West)
Home/Away/Neutral	16-7/10-17/13-5
Postseason	College World Series
Lettermen Returning/Lost	18/11
Position Starters Returning/Lost (120+ ABs)	8/2
Pitchers Returning/Lost (Min. 5 app.)	5/7
Newcomers	17 (11 Freshmen, 6 Transfers)
Program Information	
First Year of Baseball	1885 (129th season)
First Year in SEC	1933 (Charter Member)
All-Time Record (Win %)	2,662-1,564-29 (.628)
All-Time SEC Record (Win %)	942-814-3 (.536)
SEC Championships (Last)	11 (2016)
SEC Tournament Championships (Last)	7 (2012)
NCAA Tournaments (Last)	37 (2018)
NCAA Super Regionals (Last)	8 (2018)
College World Series (Last)	10 (2018)

Pronunciation Guide

Trysten Barlow	TRIS-ten
Hunter Blalock	BLAY-lock
Kale Breaux	BRO
Eric Cerantola	Sare-an-TOE-la
Jack Eagan	E-ginn (hard G)
Justin Foscue	Foss-Q
Jake Gautreau	Go-tro (both long O)
Rowdey Jordan	Rouw-D
Chris Lemonis	LUH-moan-iss
Jared Liebelt	LEE-belt
Christian MacLeod	Mc-CLOUD
Elijah MacNamee	Mac-NUH-me
Basiel Williams	Basil (like the spice)



CHRIS LEMONIS

Head Coach | First Season at Mississippi State (Fifth Overall)



When Chris Lemonis stepped to the podium on June 25, 2018 at Dudy Noble Field to become the 18th head baseball coach in Mississippi State's storied history, a journey of nearly 40 years came full circle. The son of a 1973 State graduate, Lemonis resided in Starkville as a child and now returned to lead one of the perennial powerhouses in college baseball.

One of the top recruiters and player development coaches in the country, Lemonis has seen success at every coaching stop. After helping his alma mater, The Citadel, to five NCAA Regional appearances in 12 seasons as an assistant coach, Lemonis joined college teammate Dan McDonnell's staff at Louisville and quickly turned the Cardinals into a consistent Omaha contender. After helping Louisville to seven postseason berths in eight years, the 2013 American Baseball Coaches Association/Baseball America Assistant Coach of the Year headed to Indiana University to take his first head coaching job in 2015.

In his first season at the helm of Indiana, the Hoosiers found themselves in the NCAA Tournament and, after finishing third in the Big Ten standings during his second season, Lemonis became the first coach in program history to take IU to back-to-back NCAA Tournaments in years three and four. The 2018 Hoosiers took the No. 2 seed into the NCAA Austin Regional, falling in the regional final to eventual College World Series participant Texas. Three of IU's eight appearances in the NCAA Tournament came under Lemonis' watch.

Overall, Lemonis enters his 25th season as a collegiate coach in 2019, making three College World Series appearances as a coach, earning 15 NCAA tournament berths and aiding in three 50-win seasons. His pupils have earned 25 All-America honors, 12 Freshman All-America laurels and 65 have signed professional baseball contracts, with 14 getting the call up to Major League Baseball.

Owning a head coaching record of 141-91-2, Lemonis was also a part of nearly 800 wins as an assistant coach. During his time at Indiana, Lemonis' teams averaged 35.3 wins per season, including a 40-win campaign during his final season in Bloomington. He averaged 39.2 victories per year during his career in an assistant role, bolstered by a 44.9 wins-per-season average at Louisville. The Cardinals were college baseball's winningest program during that eight-year span.

Lemonis' 15 postseason appearances have spanned all three of his coaching stops, with five coming as an assistant at The Citadel, seven during his assistant coaching tenure at Louisville and three as the head coach at Indiana. The Cardinals advanced to the Super Regionals on four occasions, punching a ticket to Omaha three times.

Along with his success on the field, Lemonis has always held academics to the highest standard, as well. In his final season at Indiana, a program-record 16 baseball student-athletes were named to the Big Ten Spring Academic Honor Roll, while 26 Cardinal baseball student-athletes earned ACC Honor Roll selections during his final season in Louisville. Already at Mississippi State, Lemonis has shown his dedication to his student-athletes in the classroom, as the program posted a 3.04 GPA during the fall semester.

Lemonis not only understands what it takes to get to Omaha as a coach but also as a player. A 1992 graduate of The Citadel, Lemonis added a 1990 appearance in the College World Series as a student-athlete. The appearance makes the Bulldogs one of just three school in Southern Conference history (Duke, Wake Forest) and only current member of the conference to advance to Omaha.

A two-time All-Southern Conference honoree, Lemonis led The Citadel in home runs three times. During his senior season, Lemonis led the Bulldogs with a .367 average, 19 doubles, 52 runs, 10 home runs and 66 RBIs. A member of the 1993 All-Southern Conference Tournament team, Lemonis ranks among the top 15 all-time at The Citadel in RBIs (152), home runs (23) and slugging percentage (.538).

Lemonis' father, Thomas, was a 1973 Mississippi State graduate in electrical engineering, with Chris living in Starkville as a newborn during his father's time at State.

A native of Myrtle Beach, S.C., Lemonis and his wife, Jill, have two daughters, Marissa and Mackenzie.

Personal

Hometown:	Myrtle Beach, S.C.
Wife:	Jill Lemonis
Children:	Marissa & Mackenzie Lemonis
College:	The Citadel, 1992

Coaching Career

2019-	Mississippi State Head Coach
2015-18	Indiana Head Coach
2007-14	Louisville Assistant Coach
2003-06	The Citadel Associate Head Coach
1995-2002	The Citadel Assistant Coach

Lemonis Year-by-Year

As a Head Coach

Yr.	School	Record	Postseason
2019	Mississippi State	22-3	--
2018	Indiana	40-19	NCAA Regional
2017	Indiana	34-24-2	NCAA Regional
2016	Indiana	32-24	--
2015	Indiana	35-24	NCAA Regional
Totals	Four Seasons	163-94-2	3 NCAA Regionals

As an Assistant Coach

2014	Louisville	50-17	College World Series
2013	Louisville	51-14	College World Series
2012	Louisville	41-22	NCAA Regional
2011	Louisville	32-29	
2010	Louisville	50-14	NCAA Regional
2009	Louisville	47-18	NCAA Super Regional
2008	Louisville	41-21	NCAA Regional
2007	Louisville	47-24	College World Series
2006	The Citadel	34-27	
2005	The Citadel	25-34	
2004	The Citadel	39-28	NCAA Regional
2003	The Citadel	32-25	
2002	The Citadel	31-26	
2001	The Citadel	38-24	NCAA Regional
2000	The Citadel	39-20	
1999	The Citadel	41-20	NCAA Regional
1998	The Citadel	37-24	NCAA Regional
1997	The Citadel	37-21	
1996	The Citadel	33-26	
1995	The Citadel	39-21	NCAA Regional
Totals	20 Seasons	784-455	15 NCAA Regionals

Four NCAA Super Regionals
Three College World Series





Mississippi State When...

	2018	2019
Overall	39-29	22-3
vs. Top-5 Teams	10-1	2-1
vs. Top-10 Teams	10-1	3-1
vs. Top-25 Teams	18-18	7-3
Non-Conference	24-14	18-1
SEC	15-15	4-2
SEC East	5-7	2-1
SEC West	10-8	2-1
At Home	16-7	17-2
On the Road	10-17	3-1
At Neutral Sites	13-5	2-0
In Day Games	18-15	16-2
In Night Games	21-14	6-1
vs. Teams .500 Or Better	31-24	11-3
vs. Teams Worse Than .500	8-5	10-0
vs. Left-Handed Starter	15-6	6-0
vs. Right-Handed Starter	24-23	16-3
When Starter Receives Decision	21-15	13-1
When Reliever Receives Decision	18-14	9-2
When Starter Goes 5+ Innings	25-12	13-2
When Starter Goes <5 Innings	14-17	9-1
When Scoring First	23-8	15-2
When Opponent Scores First	16-21	7-1
When Leading After 6 Innings	25-5	16-1
When Trailing After 6 Innings	7-22	2-1
When Tied After 6 Innings	7-2	4-1
When Leading After 8 Innings	32-3	21-0
When Trailing After 8 Innings	2-25	0-2
When Tied After 8 Innings	5-1	1-1
In One-Run Games	7-6	5-2
In Two-Run Games	10-1	2-1
In 5+ Run Games	17-9	13-0
Series W-L-T	6-7	5-0-0
Series Sweeps/Times Swept	3/2	2/--
When Scoring 0-2 Runs	1-14	0-2
When Scoring 3-5 Runs	10-13	6-1
When Scoring 6-9 Runs	13-1	6-0
When Scoring 10+ Runs	15-1	10-0
Shutouts/Times Shut Out	3/3	2/1
In Extra Innings	6-3	0-1
When Opponent Scores 4 Runs Or Less	25-8	18-2
When Opponent Scores 5 Runs Or More	14-21	4-1
When Out-Hitting Opponent	28-8	18-1
When Out-Hit by Opponent	7-20	3-1
When Hits Are Equal	4-1	1-1
When Hitting A Home Run	24-9	14-0
When Opponent Hits A Home Run	21-13	7-2
When Errorless	15-12	9-2
When Committing One Error	14-7	6-1
When Committing 2+ Errors	10-10	7-0
When Opponent is Errorless	9-14	2-2
When Opponent Commits One Error	17-11	5-0
When Opponent Commits 2+ Errors	13-4	15-1
Game 1 of Weekend Series	7-8	4-2
Game 2 of Weekend Series	9-6	6-0
Game 3 of Weekend Series	8-7	4-1
Monday	1-0	--
Tuesday	4-2	3-0
Wednesday	6-3	5-0
Thursday	1-1	--
Friday	8-9	5-2
Saturday	10-8	6-1
Sunday	9-6	3-0

Uniform breakdown on page 6

NOTE: Rankings based on Baseball America poll.

How It Was Won

Below is a chart representing how the eventual game-winning run was recorded for Mississippi State in 2019.

Gm	Opponent	Final	Player	Inn.	Outs	Play	Score at Time
1.	Youngstown State	14-3	Tanner Allen	8	--	RBI fielder's choice	3-3
2.	Youngstown State	14-2	Justin Foscue	1	1	Sacrifice fly to right-center field	2-2
3.	Youngstown State	8-0	Justin Foscue	2	--	Solo home run	0-0
4.	UAB	3-2	Jake Mangum	7	2	2RBI single to right field	1-2
5.	--						
6.	Southern Miss	8-1	Jake Mangum	2	2	RBI single through the left side	1-0
7.	Southern Miss	4-3	Tanner Allen *	9	2	RBI double down the right-field line	3-3
8.	Jackson State	17-4	Justin Foscue	3	2	2-run home run to left-center field	3-0
9.	Southeastern Louisiana	12-0	Justin Foscue	1	1	Grand Slam to left field	0-0
10.	vs. Sam Houston State	5-4	Justin Foscue	8	--	Scored on a fielding error by the shortstop	4-4
11.	vs. Texas Tech	4-2	Tanner Allen	5	2	Scored on a fielding error by the shortstop	2-1
12.	East Carolina	4-1	Gunner Halter	5	1	RBI single through the right side	1-0
13.	Arkansas-Pine Bluff	14-1	Marshall Gilbert	2	1	RBI single up the middle	1-0
14.	Maine	9-2	Jordan Westburg	5	1	3-run home run to left field	1-0
15.	Maine	5-1	Dustin Skelton	2	--	2-run home run to left-center field	1-0
16.	Maine	9-8	Elijah MacNamee	8	2	RBI single through the left side	8-8
17.	Grambling	18-1	Josh Hatcher	4	2	RBI double to left-center field	1-1
18.	at Florida	6-5	Elijah MacNamee	9	1	2RBI double to left-center field	4-2
19.	at Florida	10-5	Jordan Westburg	7	--	RBI double to right-center field	5-1
20.	--						
21.	Little Rock	15-4	Elijah MacNamee	2	1	RBI fielder's choice	4-4
22.	at Samford	6-4	Jake Mangum	7	2	RBI single through the left side	4-4
23.	--						
24.	Auburn	15-2	Dustin Skelton	1	1	RBI single to left-center field	2-0
25.	Auburn	20-15	Jordan Westburg	8	1	RBI double to right-center field	15-15

* - Walk-off hit



Inside the Series

Series Notes

- Mississippi State and Mississippi Valley State have met 26 times prior to Tuesday's meeting in Starkville, with the Bulldogs owning a 26-0 edge on the all-time ledger.

Overall	Mississippi State leads 26-0
at Mississippi State	Mississippi State leads 26-0
at Mississippi Valley State	--
Neutral Site	--
- The two teams first met in 1994, with MSU taking a 14-0 victory. The last meeting was a 5-0 State victory in 2017.
- Since the initial meeting in 1994, the two teams have met in 20 of the last 25 seasons, including multiple meetings in 2001, 2002, 2005, 2008 and 2012.

Series History

Year	Location	Result
1994	Starkville	W, 14-0
1995	Starkville	W, 8-3
1997	Starkville	W, 25-3
1998	Starkville	W, 27-1 (7)
1999	Starkville	W, 29-0
2001	Starkville	W, 17-7
2001	Starkville	W, 11-0 (7)
2002	Starkville	W, 11-1
2002	Starkville	W, 18-5
2003	Starkville	W, 21-6
2004	Starkville	W, 9-1
2005	Starkville	W, 14-7
2005	Starkville	W, 3-2
2006	Starkville	W, 21-2
2007	Starkville	W, 13-2
2008	Starkville	W, 15-0
2008	Starkville	W, 11-5
2009	Starkville	W, 4-3
2010	Starkville	W, 16-2
2011	Starkville	W, 13-3
2012	Starkville	W, 13-5
2012	Starkville	W, 5-1
2012	Starkville	W, 6-3
2013	Starkville	W, 14-2
2016	Starkville	W, 16-1
2017	Starkville	W, 5-0

Week-by-Week Polls

Week	BA	CB	D1	BW	PG	USA	RPI
Preseason	9	27	14	13	17	15	--
Week 1 - Feb. 18	9	25	14	12	17	--	--
Week 2 - Feb. 25	9	16	12	11	17	--	--
Week 3 - March 4	8	8	7	7	6	8	64
Week 4 - March 11	7	5	6	5	5	5	75
Week 5 - March 18	2	2	2	2	2	4	39
Week 6 - March 25	2	4	2	3	2	2	18
Week 7 - April 1							
Week 8 - April 8							
Week 9 - April 15							
Week 10 - April 22							
Week 11 - April 29							
Week 12 - May 6							
Week 13 - May 13							
Week 14 - May 20							
Week 15 - May 27							
Final Poll							

BA - Baseball America, CB - Collegiate Baseball Newspaper, D1 - D1Baseball, BW - National Collegiate Baseball Writers Association, PG - Perfect Game, USA - USA Today Coaches Poll, RPI - NCAA RPI

In The Polls

Baseball America			Collegiate Baseball			D1Baseball			NCBWA			Perfect Game			USA Today/Coaches		
1. UCLA	17-4	1	1. NC State	23-1	1	1. UCLA	17-4	1	1. UCLA	17-4	4	1. UCLA	17-4	1	1. UCLA	17-4	1
2. Mississippi State	22-1	7	2. UCLA	17-4	3	2. Mississippi State	22-3	2	2. Stanford	15-3	3	2. Mississippi State	22-3	2	2. Mississippi State	22-3	4
3. Stanford	15-3	3	3. Arizona State	22-1	5	3. Stanford	15-3	3	3. Mississippi State	22-3	2	3. Stanford	15-3	3	3. Stanford	15-3	T2
4. Vanderbilt	19-5	5	4. Mississippi State	22-3	2	4. Georgia	21-3	5	4. Vanderbilt	19-5	5	4. Oregon State	16-4-1	4	4. NC State	23-1	5
5. NC State	23-1	6	5. Vanderbilt	19-5	6	5. NC State	23-1	6	5. Georgia	21-3	6	5. Vanderbilt	19-5	6	5. Vanderbilt	19-5	6
6. Georgia	21-3	11	6. Stanford	15-3	8	6. Vanderbilt	19-5	8	6. NC State	23-1	10	6. NC State	23-1	8	6. Georgia	21-3	8
7. Texas	17-10	4	7. Oregon State	16-4-1	4	7. Oregon State	16-4-1	7	7. Oregon State	16-4-1	4	7. Georgia	21-3	12	7. Oregon State	16-4-1	T2
8. Oregon State	16-4-1	7	8. Georgia	21-3	9	8. Arkansas	20-4	11	8. Arkansas	20-4	8	8. Arkansas	20-4	10	8. Arkansas	20-4	9
9. North Carolina	18-7	8	9. Arkansas	20-4	10	9. Arizona State	22-1	15	9. Arizona State	22-1	12	9. North Carolina	18-7	9	9. Arizona State	22-1	10
10. Arkansas	20-4	15	10. Coastal Carolina	18-5-1	11	10. Texas A&M	21-5	13	t10. Louisville	18-6	13	10. Auburn	20-4	7	10. Louisville	18-6	7
11. Texas Tech	15-6	13	11. Texas A&M	21-5	19	11. Louisville	18-6	4	t10. Texas Tech	15-6	7	11. Texas A&M	21-5	17	11. Texas A&M	21-5	18
12. Texas A&M	21-5	17	12. LSU	17-7	7	12. Coastal Carolina	18-5-1	17	12. Texas A&M	21-5	19	12. Louisville	18-6	5	12. Auburn	20-4	12
13. East Carolina	18-6	14	13. Auburn	20-4	12	13. Texas	17-10	9	13. Auburn	20-4	14	13. East Carolina	18-6	16	13. Texas Tech	15-6	17
14. Arizona State	22-1	20	14. Texas Tech	15-5	18	14. East Carolina	18-6	20	14. LSU	17-7	9	14. Texas	17-10	11	14. Coastal Carolina	18-5-1	16
15. Florida	16-10	9	15. Clemson	18-6	20	15. Auburn	20-4	12	15. North Carolina	18-7	15	15. Texas Tech	15-6	18	15. LSU	17-7	11
16. Louisville	18-6	10	16. East Carolina	18-6	21	16. North Carolina	18-7	16	16. Coastal Carolina	18-5-1	18	16. LSU	17-7	14	16. Texas	17-10	15
17. LSU	17-7	12	17. UC Santa Barbara	17-3	22	17. LSU	17-7	10	17. Texas	17-10	11	17. Arizona State	22-1	21	17. North Carolina	18-7	13
18. Auburn	20-4	16	18. UC Irvine	15-4	24	18. Texas Tech	15-6	19	18. East Carolina	18-6	21	18. Coastal Carolina	18-5-1	19	18. East Carolina	18-6	21
19. UC Irvine	15-4	22	19. Florida	16-10	13	19. TCU	15-7	22	19. Florida State	17-6	17	19. TCU	15-7	20	19. Oklahoma	21-4	25
20. Coastal Carolina	18-5-1	19	20. Florida State	17-6	14	20. Florida State	17-6	21	20. UC Irvine	15-4	23	20. Florida	16-10	13	20. TCU	15-7	NR
21. Florida State	17-6	21	21. Louisville	18-6	15	21. UC Irvine	15-4	23	21. TCU	15-7	24	21. Ole Miss	17-8	15	21. Florida State	17-6	19
22. Ole Miss	17-8	18	22. North Carolina	18-7	16	22. Oklahoma	21-4	25	22. Florida	16-10	16	22. Florida State	17-6	22	22. Ole Miss	17-8	20
23. TCU	15-7	NR	23. Illinois	17-4	21	23. Florida	16-10	14	23. Oklahoma	21-4	26	23. UC Irvine	15-4	23	23. Tennessee	20-5	22
24. Clemson	18-6	25	24. Oklahoma	21-4	25	24. Ole Miss	17-8	18	24. Clemson	18-6	25	24. Connecticut	13-8	24	24. Florida	16-10	14
25. Oklahoma	21-4	NR	25. Baylor	16-6	26	25. Illinois	17-4	NR	25. Ole Miss	17-8	20	25. Oklahoma	21-4	25	25. UC-Irvine	15-4	NR
			26. Washington	14-5	NR				26. Illinois	17-4	30						
			27. Southern Miss	15-6	NR				27. UC Santa Barbara	17-3	28						
			28. TCU	15-7	NR				28. Tennessee	20-5	27						
			29. Georgia Tech	16-8	NR				29. Baylor	16-6	29						
			30. San Diego	17-7	27				30. Washington	14-5	NR						

2019 Opponents in Bold

Hitting Totals/Streaks

MULTI-HIT GAMES	2	3	4	5+	2019	Career
Jake Mangum	9	3	2	1	15	92
Elijah MacNamee	9	2	--	--	11	35
Jordan Westburg	7	3	1	--	11	18
Justin Foscue	7	3	1	--	11	22
Tanner Allen	7	2	--	--	9	33
Dustin Skelton	3	2	1	--	6	17
Rowdey Jordan	3	2	--	--	5	25
Gunner Halter	3	1	--	--	4	4
Josh Hatcher	4	--	--	--	4	16
Marshall Gilbert	3	--	--	--	3	11
Hayden Jones	1	--	--	--	1	1
Landon Jordan	1	--	--	--	1	1
Luke Hancock	1	--	--	--	1	1
Brad Cumbest	--	1	1	1	1	1
TEAM	58	19	5	1	83	--

MULTI-RBI GAMES	2	3	4	5+	2019	Career
Tanner Allen	4	1	1	1	7	15
Jake Mangum	6	1	--	--	7	26
Justin Foscue	5	--	2	--	7	13
Jordan Westburg	2	2	1	1	6	13
Elijah MacNamee	4	1	--	1	6	22
Dustin Skelton	2	1	--	1	4	10
Rowdey Jordan	2	--	1	--	3	13
Gunner Halter	2	--	--	--	2	2
Josh Hatcher	2	--	--	--	2	8
Luke Hancock	1	1	--	--	2	2
Hayden Jones	2	--	--	--	2	2
Landon Jordan	2	--	--	--	2	2
Marshall Gilbert	--	1	--	--	1	6
TEAM	34	8	5	4	51	--

HITTING STREAKS	Current	2019 Long	Career
Elijah MacNamee	2	12	12
Jordan Westburg	3	8	8
Jake Mangum	5	7	27*
Dustin Skelton	6	6	6
Josh Hatcher	--	6	6
Justin Foscue	5	5	5
Gunner Halter	5	5	5
Tanner Allen	3	4	11
Landon Jordan	2	4	4
Rowdey Jordan	2	3	7
Luke Hancock	--	3	3
Marshall Gilbert	--	3	6
Hayden Jones	1	3	3
Brad Cumbest	2	2	2
Bryce Brock	1	1	1

Cole Gordon	--	--	3
Spencer Price	1	--	1

REACHED BASED	CURRENT	2019	CAREER
Elijah MacNamee	20	20	31
Gunner Halter	16	16	16
Jordan Westburg	9	14	14
Jake Mangum	5	11	27*
Dustin Skelton	9	9	9
Hayden Jones	1	7	7
Tanner Allen	3	6	11
Rowdey Jordan	5	6	9
Josh Hatcher	--	6	8
Luke Hancock	--	5	5
Marshall Gilbert	--	5	6
Justin Foscue	5	5	16
Landon Jordan	3	4	4
Brad Cumbest	2	2	2
Bryce Brock	1	1	1

Cole Gordon	--	--	4
Spencer Price	1	--	1

* - Mangum's 27-game hit and reached-base streak spanned the 2016 and 2017 seasons. His career-best single season hitting streak is 14 games, doing so during both the 2017 & 2018 seasons. He reached base in 20-straight games during the 2016 campaign.

News and Notes

Moving Up the Rankings

- After a weekend series win at No. 4 Florida to open the Southeastern Conference schedule, Mississippi State moved into No. 2 nationally in five of the six major polls.
MORE ON PAGE 3
- The ranking was the highest since the program ascended No. 1 during the 14th week of the 2016 campaign. On May 23, 2016, MSU ranked No. 1 in the Collegiate Baseball, National Collegiate Baseball Writers Association and Perfect Game polls.
- The top two after week five had a bit of history with the rankings, as UCLA defeated MSU in the 2013 NCAA national championship series, with the Bruins finishing the year No. 1 and the Bulldogs ending the season at No. 2.

Best Start Since...

- Through 25 games, MSU has piled up an 22-3 record with eight wins against teams ranked in the Baseball America Top 25.
- State topped No. 21 Southern Miss (twice), No. 8 Texas Tech No. 14 East Carolina, No. 4 Florida (twice) and No. 16 Auburn (twice) thus far in 2019.
- The 22-3 record is the best 25-game start since 2006, when the Diamond Dawgs started the year 22-3.
- The 2019 start included a 14-game winning streak that ran from Feb. 23-March 16. The streak is tied for the fourth-longest run in program history;

18	2006
17	2013
15	1987
14	1985, 2019
13	1970, 1976, 1979, 1981, 1999, 2015

Ks For Days

- The first five outs recorded by Mississippi State in 2019 came via the strikeout and Bulldog pitchers amassed 43 Ks during the opening weekend of the season.
- That strikeout total is the highest three-game series total since at least 2005.
- Along those lines, the Bulldogs amassed double-digit strikeouts in each of the first nine games, marking the longest stretch to start a season since at least 2007.
- Overall, State has piled up 10-plus strikeouts in 21 of 25 games in 2019.
- Redshirt-junior **Ethan Small** ranks No. 5 nationally with 58 strikeouts through the first six weeks of the season. He has racked up those Ks while walking just eight batters.
MORE ON PAGE 22

- Freshman **JT Ginn** owns 49 strikeouts in his six starts to sit No. 27 in the NCAA, including a career-best 11 at No. 4 Florida in his first-career SEC start.

- The bullpen has struck out 135 batters in 105 2/3 innings of work, with six of 12 relievers fanning at least 10 batters.
MORE ON PAGE 22

Putting Up 20

- Mississippi State piled up 21 hits and scored 20 runs in a series-clinching win on Sunday, March 24 against Auburn to mark the first 20-run game since scoring 27 against Alcorn State on April 20, 2010 in a 27-4 win.
- The 20-run outburst was the largest in an SEC contest since ranking up 20 runs against Florida in a 20-7 win on May 5, 2000.
- The 35 combined runs were the most in a game since MSU and Kentucky scored 39 runs on April 19, 2009.
- Furthermore, below is a list of 20-run games for Mississippi State in a Southeastern Conference game since 1933;

29	Kentucky	1941
28	at Kentucky	1989
27	Ole Miss	1983
27	Vanderbilt	1956
26	LSU	1978
26	LSU	1942
25	at Vanderbilt	4/6/1997
25	Georgia	1988
25	LSU	1934
22	Georgia	1990
22	at Tulane	1958
22	Tulane	1950
21	at Ole Miss	4/25/1997
21	at Tulane	1946
20	Auburn	3/24/2019
20	Florida	5/5/2000
20	at Tulane	1955

Foscue Opens 2019 with a Bang

- In 2018, **Justin Foscue** had appeared in eight of the first nine games and had seven hits to his credit. He had two RBIs and of his seven hits one was a home run.
- Through nine games in 2019, Foscue had started nine and posted 11 hits, but four of those were home runs. He added one double and plated 10 RBIs.
- Overall, Foscue's six home runs in 2019 have already doubled his total from the 2018 season (3). Five of his six home runs in 2019 have come at Dudy Noble Field, after hitting all three of his home runs away from home last season.
- He currently owns a .340 batting average and 36 hits, to go along with 26 RBIs and 26 runs scored in 25 starts.

Starting with a Sweep

- Mississippi State opened the 2019 season with a three-game sweep of Youngstown State, marking the first time since 2015 the Bulldogs swept a series to open a season.
- In all, State has opened a season with a perfect home weekend on 13 occasions since 1990, when most college teams began starting the season with weekend series.
- More recently, State was unblemished on the first weekend of a season at home in 2015 (Cincinnati/Miami (Ohio)), 2013 (Portland), 2011 (Akron/Lamar) and 2010 (Rhode Island).
- Other seasons include; 2007, 2006, 2005, 2004, 2001, 1999, 1995, 1994.
- Of the 30 seasons since 1990, State has opened the year at home on 22 occasions.

Uni Watch

- Mississippi State has six different uniform combinations for the 2019 campaign and below is a look at how they have fared in each garb;

Black '85s	3-0
Maroon '85s	5-2
White '85s	2-0
White Block State	4-0
Grey Sleeveless	1-0
White Pinstripes	4-0
Grey Pinstripes	2-1
Alex Wilcox Uniforms	1-0

Lemonis Wins No. 1

- Head coach **Chris Lemonis** earned his first Mississippi State victory in his first game as head coach, joining eight other Bulldog skippers to accomplish the feat.
- Lemonis joins **John Cohen, Jimmy Bragan, Paul E. Gregory, S.L. Robinson, F.P. Plass, S.A. Jehl, S.W. Scales** and **G.C. Creelman**, who each won their first games as the Maroon and White's head coach.
- Ron Polk** won the first game of his second stint as the MSU skipper in 2002. However, Polk dropped his MSU debut, 2-1, to Louisiana Tech in 1976.
- Of the nine coaches to win their first game, Lemonis joins Creelman and Robinson as the only three to start 4-0 or better. Creelman won his first 14 games over five seasons and was 15-0-3 before suffering his first loss, while Robinson started 6-0 in 1919. Lemonis began the season 4-0.

Big League Talent

- Mississippi State is great at turning out major league talent, with 59 Diamond Dawgs reaching the highest level of the sport, but it is also great at keeping student-athletes from the draft.
- The 2019 roster features eight Bulldogs that have been drafted, including two with multiple selections in the Major League Baseball First Year Player Draft.

- A complete list is below;

<u>Name (Pos.)</u>	<u>Year</u>	<u>Round</u>	<u>Organization</u>
Tanner Allen (IF/OF)	2017	36th	Chicago Cubs
Eric Cerantola (LHP)	2018	30th	Tampa Bay Rays
JT Ginn (RHP/IF)	2018	1st	Los Angeles Dodgers
Gunner Halter (IF)	2017	22nd	Toronto Blue Jays
	2018	26th	Cleveland Indians
Josh Hatcher (IF/OF)	2017	39th	Los Angeles Angels
Jake Mangum (OF)	2017	30th	New York Yankees
	2018	32nd	New York Mets
Dustin Skelton (C)	2016	36th	Toronto Blue Jays
Ethan Small (LHP)	2018	26th	Arizona Diamondbacks

Voice of the Diamond Dawgs Enters Year 41

- Long-time MSU radio broadcaster **Jim Ellis** enters his 41st season as the play-by-play announcer for Mississippi State baseball, with his first season having been 1979.
- Ellis is tied for the second-longest tenured broadcaster in the Division I college baseball, trailing only Dave Nitz at Louisiana Tech (45 seasons). Ellis' 41 years are tied with Ole Miss' David Kellum and Southern Miss' John Cox.
- The new Dudy Noble Field features home and visiting radio booths inside the Jim Ellis Radio Suite, named for the iconic "Voice of the Diamond Dawgs."





Honors Tracker

Tanner Allen

Preseason All-SEC (First Team - Coaches)
Collegiate Baseball Newspaper National Weekly Honor Roll (Feb. 18)
Perfect Game National Hitter of the Week (Feb. 18)

Justin Foscue

Frisco Classic All-Tournament Team (March 3)

JT Ginn

Baseball America Preseason All-America (2nd Team)
SEC Co-Freshman of the Week (Feb. 25)
Frisco Classic MVP (March 3)
SEC Co-Freshman of the Week (March 4)

Cole Gordon

NCBWA Stopper of the Year Preseason Watchlist

Elijah MacNamee

Frisco Classic All-Tournament Team (March 3)
SEC Player of the Week (March 18)

Jake Mangum

Golden Spikes Award Preseason Watch List
Collegiate Baseball Newspaper Preseason All-America (first team)
NCBWA Preseason All-America (first team)
D1Baseball Preseason All-America (second team)
Perfect Game (third team)
D1Baseball's top returning senior
Preseason All-SEC (First Team - Coaches)

Spencer Price

NCBWA Stopper of the Year Preseason Watchlist

Ethan Small

Collegiate Baseball Newspaper National Weekly Honor Roll (Feb. 25)
Collegiate Baseball Newspaper National Weekly Honor Roll (March 18)

Jordan Westburg

SEC Player of the Week (March 25)

Honor System

SEC Awards Rolling In

- Mississippi State has earned four SEC weekly awards in 2019, with **Elijah MacNamee** and **Jordan Westburg** each garnering SEC Player of the Week, and **JT Ginn** grabbing a pair of SEC Freshman of the Week honors.
- The four weekly honors are tied for third most in program history for a season;
 - 6 - 2016 (2 Player, 3 Pitcher, 1 Freshman)
 - 5 - 2012 (3 Pitcher, 3 Freshman)
 - 4 - 2019 (2 Player, 2 Freshman)**
 - 2007 (1 Player, 1 Pitcher, 2 Freshman)
 - 1985 (4 Player)
- With MacNamee and Westburg each earning SEC Player of the Week, it marks the first time since 2016 that two different Diamond Dawgs earned the award. That season, Brent Rooker and Nathaniel Lowe won the award.
- With the duo winning the award in back-to-back weeks, it marks the fourth time in program history MSU student-athlete won the award in consecutive weeks;
 - 1985 - Brantley (March 12), Will Clark (March 19 & 26)
 - 2013 - Hunter Renfroe (April 15), Nick Ammirati (April 22)
 - 2017 - Brent Rooker (April 7 & 12)
- For Ginn, he is just the third Diamond Dawg since the SEC began awarding the FOTW award in 2006 to claim multiple awards, joining;
 - Brandon Turner (2007)
 - Daryl Norris (2011)

Ginn Grabs Back-to-Back SEC FOTW Honors

- Freshman **JT Ginn** grabbed back-to-back Southeastern Conference Co-Freshman of the Week honors in weeks two and three of the 2019 season.
- The rookie collected victories over back-to-back ranked opponents, defeating No. 21 Southern Miss and No. 8 Texas Tech.
- He fired off seven innings of three-hit, two-run baseball to earn a victory over Texas Tech on Saturday, March 2. Ginn fanned eight batters and walked only one in the outing. The Red Raiders were averaging 11.2 hits and 9.3 runs per game entering the weekend, but Ginn was able to scatter three hits, as he retired 12-straight batters from the second inning to the sixth inning.
- Against Southern Miss, Ginn tossed seven shutout innings and allowed just two hits and walked one batter. He struck out a career-high nine and didn't face more than four hitters in any inning.

MacNamee Earns SEC Player of the Week

- Senior **Elijah MacNamee** collected multiple hits in each of his four starts during the fifth week of the season, as he earned Southeastern Conference Player of the Week.
- MacNamee helped the Diamond Dawgs to a 3-1 week, including a SEC-opening series win over a top-five Florida program on the road.
- The senior opened the week with a five-RBI showing against Grambling, including a sixth-inning grand slam.
- In the series opener at Florida, MacNamee made two of the biggest plays in the game, running down a flyball for the final out of the eighth to save a run from scoring. He then belted a two-RBI double in the ninth, which would account for the eventual game-winning runs. He contributed a career-high-tying three hits in the first game of a doubleheader, including a home run and a double and chipped in a pair of singles in the finale.
- The player of the week honor is the first for a Diamond Dawg since the 2017 season, when **Brent Rooker** claimed the award on three occasions.

Westburg Earns SEC Player of the Week

- Sophomore **Jordan Westburg** hit .583 to help Mississippi State to a series win over No. 16 Auburn and for his efforts was named the Southeastern Conference Player of the Week.
- In five total games between March 18-24, Westburg led the Diamond Dawgs with a .556 batting average and reached base in all five games to help MSU to a 4-1 week.
- His .571 on-base percentage for the week was tied for tops on the team and he piled up 11 RBIs. Westburg posted multiple hits in four of the five contests and ran his reached base streak to nine games after finding his way on base in all five games.
- He opened the week with a three-hit contest, scoring twice and driving in two runs against Little Rock, before reaching base just once at Samford - via walk.
- The New Braunfels, Texas had a monster weekend against Auburn, hitting .583 (7-of-12) to lead the Bulldogs in the three-game series and reached base at a .647 clip. He had multiple hits in each game versus the Tigers and reached base at least three times in each contest.
- He posted at least one extra base hit in all three games versus Auburn, including a double and home run in each of the final two contests. To cap his impressive weekend, Westburg drove in the eventual game winning run with an RBI double in the eighth inning to break a 15-15 tie and give MSU its second-straight SEC series win.

Three Earn Frisco Classic Honors

- After finishing the Frisco Classic at 2-0, three Diamond Dawgs were honored with all-tournament honors, as **JT Ginn** was named the MVP of the event, and **Justin Foscue** and **Elijah MacNamee** each earned all-tournament nods.
- Ginn fired off seven innings of three-hit, two-run baseball in his third career start to improve to 3-0 with a victory over No. 3 Texas Tech on Saturday afternoon. The right hander fanned eight batters and walked only one in the outing.
- Foscue led MSU with a .500 (4-for-8) average at the event. His four hits were the most for a Bulldog and he scored the game-winning run vs. Sam Houston State after leading off the eighth inning with a double down the left-field line.
- MacNamee hit .333 (2-for-6) at the Frisco Classic, but owned a .556 on-base percentage with two walks and a hit-by-pitch. He scored two runs and drove in one RBI on the weekend.

Allen Earns National POTW Honors

- Sophomore **Tanner Allen** opened the 2019 season with a bang against Youngstown State to earn national honors from a pair of publications..
- Allen** had a monster opening weekend for the Diamond Dawgs, hitting .538 with five extra base hits and 13 RBIs versus Youngstown State. Of his seven hits, five went for extra bases, including the two home runs, to account for 16 total bases on the weekend.
- For his efforts, Allen earned Perfect Game National Hitter of the Week and was named to the Collegiate Baseball Newspaper National Player of the Week Honor Roll. **MORE ON PAGE 4**



Mangum's Mastery

Mangum Eyes SEC Hits Record

- Senior **Jake Mangum** is just 31 hits shy of tying the SEC career hits record, which currently belongs to LSU's **Eddy Furniss** (352; 1995-98).
- His career total sits at 321 hits, which puts him No. 4 all-time at Mississippi State, trailing Travis Chapman (327; 1997-2000) for the No. 4 spot.
- The SEC career hits record will be closely watched by both MSU and LSU fans all season, as Tiger's senior **Antoine Duplantis** has 298 career hits.
- Mangum is just 14 hits away from tying State's career hits record, currently held by **Jeffrey Rea** (335; 2004-07), which is No. 3 all-time in SEC history.
- For his career, Mangum averages 1.45 hits per game.
- The NCAA record books lists the top 13 student-athletes in career hits, with a tie for No. 12 between **Sonny Meade** (The Citadel, 2006-09) and **Chris Campbell** (College of Charleston, 2004-07) at 355 career hits.
- Below are Mangum's milestone hits;
 - 1st hit - Alcorn State, March 11, 2016
8th career game
 - 100th hit - Indiana State, Feb. 25, 2017
70th career game (62 game between)
 - 200th hit - Southeastern Louisiana, March 14, 2018
144th career game (74 games between)
 - 300th hit - Grambling, March 13, 2019
212th career game (68 games between)

Career Hits - Southeastern Conference

Player (Seasons)	Hits
1. Eddy Furniss, LSU (1995-98)	352
2. Preston Tucker, Florida (2009-12)	341
Jay Waggoner, Auburn (1992-95)	341
4. Jeffrey Rea, Mississippi State (2004-07)	335
5. Taylor Dugas, Alabama (2009-12)	334
6. Blake Dean, LSU (2007-10)	332
7. Richard Lee, Mississippi State (1995-98)	328
8. Travis Chapman, Mississippi State (1997-00)	327
Jason Williams, LSU (1993-96)	327
10. Andy Phillips, Alabama (1996-99)	322
11. Mark Ellis, Florida (1996-99)	319
12. Jake Mangum, Mississippi State (2016-present)	321
13. Steve Gendron, Mississippi State (2001-04)	316
14. Chris Burke, Tennessee (1999-01)	314
15. Brent Boyd, Alabama (1999-02)	313

Mangum Goes for 100

- Senior **Jake Mangum** became the fourth Diamond Dawg in program history to collect 100 hits in a season during the 2018 campaign.
- "The Mayor" posted 101 hits, the fourth-most in a single-season in MSU history.
- His 100-hit season was the first since **Adam Frazier** did it during the 2013 campaign, logging a school-record 107 hits.
- The complete list of Bulldogs with 100-plus hits in a season is below;
 - Adam Frazier (107; 2013)
 - Brian Wiese (103; 1998)
 - Tommy Raffo (102; 1989)
 - Jake Mangum (101; 2018)**
 - Richard Lee (100; 1997)

Mississippi State is HitU

- With a sixth-inning single against Grambling on March 13, senior **Jake Mangum** joined an exclusive group of Southeastern Conference baseball student-athletes.
- That hit pushed Mangum into the 300-hit club, making him one of just 24 SEC baseball student-athletes to reach the mark, including one of five Diamond Dawgs.
- Mangum joins the following MSU student-athletes to post 300 hits;
 - Jeffery Rae (335; 2004-07)
 - Richard Lee (328; 1995-98)
 - Travis Chapman (327; 1997-2000)
 - Jake Mangum (321; 2016-present)**
 - Steve Gendron (316; 2001-04)
- While LSU and Alabama also have five student-athletes among the top 24 all-time hit leaders, State holds the distinction of all five 300-hit club members ranking in the top-15.
- With Rae, Lee, Chapman, Gendron and Mangum each sitting among the top-15 in SEC career hits, no other SEC school has more than three. Alabama and LSU each have three, Florida has two, while Auburn and Tennessee have one apiece.

Mangum's MSU Record Watch

Career Hits

Player (Seasons)	Hits
1. Jeffrey Rea (2004-07)	335
2. Richard Lee (1995-98)	328
3. Travis Chapman (1997-2000)	327
4. Jake Mangum (2016-present)	321
5. Steve Gendron (2001-04)	316

Career At-Bats

Player (Seasons)	At-Bats
1. Jeffrey Rea (2004-07)	998
2. Steve Gendron (2001-04)	994
3. Matthew Maniscalco (2000-03)	993
4. Richard Lee (1995-98)	967
5. Burke Masters (1987-90)	937
6. Travis Chapman (1997-2000)	919
7. Jake Mangum (2016-present)	884
8. Brad Hildreth (1986-89)	877
9. Brad Freeman (1995-98)	870
10. Rex Buckner (1990-93)	837

Career Runs

Player (Seasons)	Runs
1. Dan Van Cleve (1981-85)	232
2. Burke Masters (1987-90)	227
3. Rafael Palmeiro (1983-85)	224
4. Travis Chapman (1997-2000)	221
5. Richard Lee (1995-98)	219
---	---
9. Brad Freeman (1995-98)	192
10. Tommy Raffo (1987-90)	186
---	---
-- Jake Mangum (2016-present)	182

Career Doubles

Player (Seasons)	Doubles
1. Travis Chapman (1997-2000)	71
2. Richard Lee (1995-98)	66
3. Jake Mangum (2016-present)	60
4. Pete Young (1987-89)	56
5. Dan Van Cleve (1981-85)	55

Career Total Bases

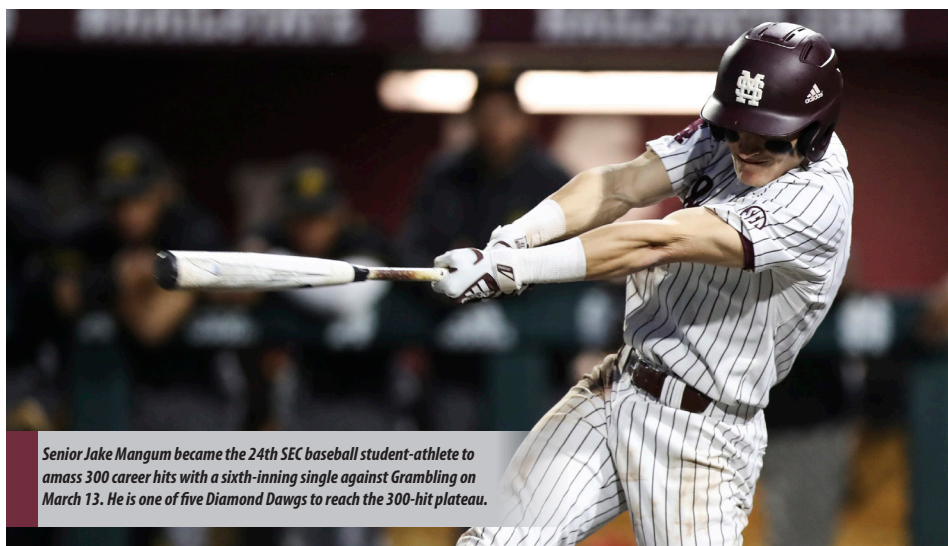
Player (Seasons)	Total Bases
1. Richard Lee (1995-98)	544
2. Rafael Palmeiro (1983-85)	530
3. Travis Chapman (1997-2000)	482
4. Tommy Raffo (1987-90)	477
5. Connor Powers (2007-10)	471
---	---
10. Brian Wiese (1996-99)	417
---	---
-- Jake Mangum (2016-present)	412

Career Stolen Bases

Player (Seasons)	Stolen Bases
1. Mike Kelley (1976-79)	79
2. Dan Van Cleve (1981-85)	70
3. Brad Winkler (1980-83)	60
4. Dave Klipstein (1979-82)	54
Grant Hogue (2008-09)	54
6. Pete White (1980-83)	51
7. Jake Mangum (2016-present)	49
8. Matthew Maniscalco (2000-03)	46
Jacob Robson (2013-16)	46
10. Jeffrey Rea (2004-07)	43

Career Games Played

Player (Seasons)	Games Played
1. Burke Masters (1987-90)	251
2. Richard Lee (1995-98)	248
Travis Chapman (1997-2000)	248
---	---
8. Brad Hildreth (1986-89)	237
Tracy Echols (1986-87,89-90)	237
10. Jeffrey Rea (2004-07)	236
---	---
-- Jake Mangum (2016-present)	220



Senior **Jake Mangum** became the 24th SEC baseball student-athlete to amass 300 career hits with a sixth-inning single against Grambling on March 13. He is one of five Diamond Dawgs to reach the 300-hit plateau.



Small's Record Watch

100-plus Strikeout Seasons

Player (Season)	Strikeouts
1. Eric Dubose (1996)	174
2. B.J. Wallace (1992)	145
Eric Dubose (1997)	145
4. Gary Rath (1994)	141
5. Jeff Brantley (1985)	136
6. Chris Stratton (2012)	127
7. Ethan Small (2018)	122
8. Hank Thoms (1999)	121
9. Jeff Brantley (1984)	115
Dakota Hudson (2016)	115
11. Konnor Pilkington (2017)	111
12. Eric Dubose (1995)	109
13. Jon Harden (1992)	108
Matt Ginter (1999)	108
15. Konnor Pilkington (2018)	107
16. B.J. Wallace (1991)	104
17. Frank Montgomery (1962)	102
18. Paul Maholm (2003)	101
Carlton Loewer (1993)	101
20. Matt Ginter (1998)	100
Jacob Lindgren (2014)	100
Ken Kurtz (1979)	100

Career Strikeouts

Player (Seasons)	Strikeouts
1. Eric DuBose (1995-97)	428
2. Jeff Brantley (1982-85)	364
3. Chris Stratton (2010-12)	279
4. Paul Maholm (2001-03)	273
5. B.J. Wallace (1990-92)	271
6. Matt Ginter (1996-99)	269
7. Mike Proffitt (1969-72)	265
8. Don Robinson (1975-78)	262
9. Carlton Loewer (1992-94)	261
10. Konnor Pilkington (2016-18)	260

-- Ethan Small (2016-present)	200

Nothing Small About It

Raking in the Ks

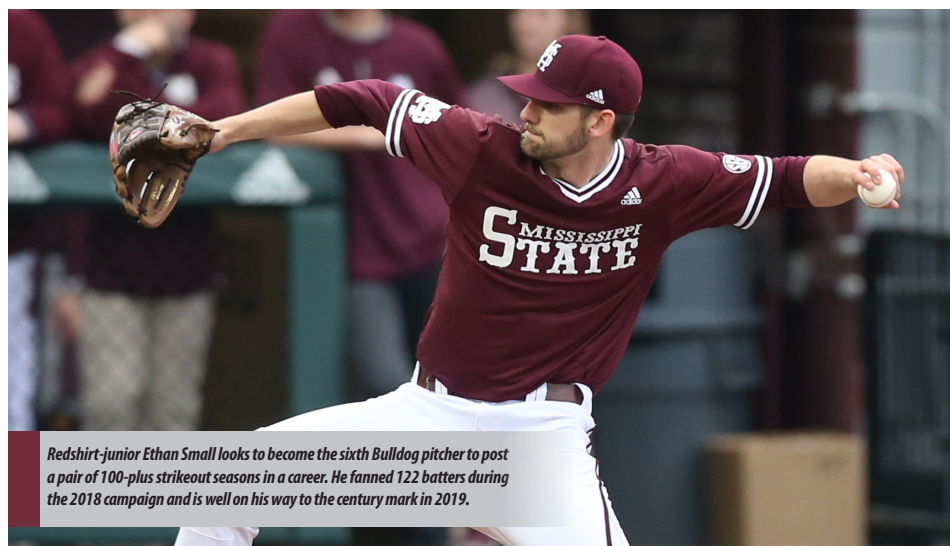
- Redshirt-junior **Ethan Small** became just the 18th Mississippi State pitcher to record at least 100 strikeouts in one season during the 2018 campaign and is quickly closing in on the century mark in 2019.
- Small opened the 2019 campaign with a then-career-high 11 strikeouts versus Youngstown State, including the first five batters he faced.
- He followed that up with a career-best 13 strikeouts in seven one-hit innings against No. 21 Southern Miss. He didn't walk a batter for the second-straight contest.
- Small added double-digit strikeout performances versus Maine (10) on March 8 and at No. 4 Florida (11) on March 15.
- Overall, Small has 200 career punch outs in 39 appearances.
- After missing the 2017 season due to injury, Small sat down 122 batters via strikeout in 2018, the seventh-highest total in State history. **MORE ON PAGE 10 SIDE BAR**
- Only five Bulldogs have ever posted multiple 100-plus strikeout seasons in program history: **Jeff Brantley** (1984, 85), **Eric DuBose** (1995, 96, 97), **Matt Ginter** (1998, 99), **Konnor Pilkington** (2017, 18) and **B.J. Wallace** (1991, 92).

K to BB

- While the strikeout numbers have been impressive for redshirt-junior **Ethan Small**, he has also held down the walk numbers throughout his career.
- In 147 2/3 career innings pitched, Small has walked only 51 batters to 200 strikeouts. That equates into a 3.92 K-to-BB ratio.
- To start the 2019 campaign, Small went 80-straight plate appearances before issuing his first walk.

Small Owns Two National POTW Honors

- Redshirt-junior **Ethan Small** has earned a pair of National Player of the Week recognitions during the 2019 season, grabbing Weekly Honor Roll accolades from Collegiate Baseball Newspaper each time. **MORE ON PAGE 8**
- His first honor came after striking out a career-high 13 batters in his week two start versus No. 21 Southern Miss. The left-hander allowed just one hit and hit a batter, with neither advancing to second base.
- Small's second honor came after an 11-strikeout outing against No. 4 Florida in Gainesville. The left-hander tossed six innings and allowed just two hits to earn his second-straight victory. He struck out at least one batter in each of his six innings, with multiple Ks in five of those frames.



Redshirt-junior Ethan Small looks to become the sixth Bulldog pitcher to post a pair of 100-plus strikeout seasons in a career. He fanned 122 batters during the 2018 campaign and is well on his way to the century mark in 2019.



'Penning It Down

Gordon's Scoreless Streak

- Graduate **Cole Gordon** nearly equaled the MSU record for consecutive scoreless innings pitched, as he ran a streak of 25 innings without giving up a run.
- Gordon's streak was just shy of **Jonathan Holder's** 27 1/3 innings of scoreless work during the 2012 season.
- The streak began with a scoreless ninth inning against Oklahoma in the fourth game of the 2018 Tallahassee Regional and ended with a one-out sacrifice fly versus Maine on March 10, 2019.
- During the stretch, Gordon has accomplished the following:
 vs. Oklahoma (6/3): 6.0 IP, 7 H, 4 R, 2 BB, 10 K - **Win**
The final inning was scoreless, with 3K, 1 HPB, 1 BB at Vanderbilt (6/8): 3.1 IP, 1 H, 1 BB, 3 K
 at Vanderbilt (6/10): 3.2 IP, 2 H, 3 BB, 7 K
 vs. Washington (6/16): 0.1 IP, 1 H
 vs. North Carolina (6/19): 3.0 IP, 1 H, 2 K - **Save**
 vs. Oregon State (6/23): 4.1 IP, 1 H, 3 K
 Youngstown State (2/15): 1.0 IP, 2 K - **Win**
 UAB (2/20): 2.0 IP, 2 H, 1 BB, 4 K - **Save**
 Southern Miss (2/24): 2.0 IP, 3 BB, 2 K - **Win**
 vs. Sam Houston State (3/1): 1.0 IP, 1 H, 1 K - **Save**
 vs. Texas Tech (3/2): 1.0 IP, 2 K - **Save**
 East Carolina (3/5): 1.0 IP, 4 K - **Save**
 Maine (3/8): 1.0 IP, 2 K
- During the streak, Gordon allowed nine hits, nine walks and hit one batter. He struck out 35 to go along with a 3-0 record and five saves in the 10 appearances.
- Along with his work on the mound, Gordon also wears the SEC Graduate patch, signifying an SEC student-athlete that has already completed their degree.
- He owns degrees in business administration and marketing. Gordon is currently working towards his MBA.

A Trusty 'Pen

- Everyone needs a trust pen. Be it for note taking, making a grocery list or, as a head baseball coach, somewhere you can go to get big outs late in games.
- Through 25 games, the Mississippi State bullpen has been just that for head coach **Chris Lemonis** and pitching coach **Scott Foxhall**, posting a 2.98 ERA.
- The 'pen has posted eight wins and collected eight saves. Twelve relievers have racked up 105 2/3 innings to help the Dawgs to an 22-3 record. **MORE ON PAGE 11 & 22**
- Twelve different relievers have combined to allow just 35 earned runs on 82 hits. The group owns 135 strikeouts and 33 walks.
- Graduate student **Cole Gordon** is 3-0 with six save in 11 appearances. He owns 24 strikeouts in 15 innings of work.
- Freshman **Brandon Smith** hasn't factored into a decision yet, but he has made a team-high 12 appearances. He has 15 strikeouts and two walks in 14 2/3 innings of work.
- Junior **Colby White** has thrown one inning in each of his 10 appearances, with 16 strikeouts and zero walks. He has allowed eight hits and three runs.

State to The Show

Diamond Dawgs Playing in Major League Baseball

Name (Yrs. at MSU)	Pos.	Organization
Adam Frazier (2011-13)	IF	Pittsburgh Pirates
Jonathan Holder (2010-13)	RHP	New York Yankees
Dakota Hudson (2014-16)	RHP	St. Louis Cardinals
Jacob Lindgren (2012-14)	RHP	Atlanta Braves *
Mitch Moreland (2005-07)	IF	Boston Red Sox
Chris Stratton (2010-12)	RHP	San Francisco Giants
Hunter Renfroe (2011-13)	RF	San Diego Padres
Brandon Woodruff (2012-14)	L/RP	Milwaukee Brewers

* - Spent the 2018 season on the disabled list.

Diamond Dawgs in Minor League Baseball

Name (Yrs. at MSU)	Pos.	Organization (Level)
Jacob Billingsley (2014-18)	RHP	Houston Astros (A)
Ben Bracewell (2010-14)	RHP	Oakland Athletics (AA)
Daniel Brown (2015-16)	LHP	Milwaukee Brewers (A)
Gavin Collins (2014-16)	C	Cleveland Indians (A)
J.P. France (2018)	RHP	Houston Astros (A)
Kendall Graveman (2010-13)	RHP	Oakland Athletics (AAA)
Ryan Gridley (2015-2017)	IF	Oakland Athletics (A)
Zac Houston (2014-16)	RHP	Detroit Tigers (AAA)
Reid Humphreys (2014-16)	RHP	Colorado Rockies (AA)
Jack Kruger (2016)	C	Los Angeles Angels (AA)
Nathaniel Lowe (2016)	IF	Tampa Bay Rays (AAA)
Zach Neff (2018)	LHP	Minnesota Twins (A)
Rafael Palmeiro (1983-85)	---	Cleburne (Ind.)
Konnor Pilkington (2016-18)	LHP	Chicago White Sox (R)
Jacob Robson (2013-16)	CF	Detroit Tigers (AAA)
Brent Rooker (2014-2017)	IF	Minnesota Twins (AA)
Austin Sexton (2014-16)	RHP	St. Louis Cardinals (A)
Hunter Stovall (2016-18)	IF	Colorado Rockies (R)

Diamond Dawgs Coaching in Professional Baseball

Name (Yrs. at MSU)	Organization	Team (Level)
Travis Chapman (1997-2000)	New York Yankees	Scranton Wilkes-Barre (AAA)
Chris Maloney (1982-83)	Atlanta Braves	Mississippi (AA)
Chris YouAZ±"Æ		
?c (2000-02)	Philadelphia Phillies	Philadelphia (MLB)

Diamond Dawgs Working in Professional Baseball

Name (Yrs. at MSU)	Organization	Role
Jeff Brantley (1982-85)	Cincinnati Reds	Broadcaster
Will Clark (1983-85)	San Francisco Giants	Special Assistant

NOTE: Affiliations and minor league levels are based off of where the player ended the 2018 season.

Pen Production

Below is a listing of decisions (win or loss), holds and saves from the Mississippi State bullpen in 2019.

NOTE: A hold occurs when a relief pitcher enters the game in a save situation and maintains the team's lead, while recording at least one out. In order for a pitcher to be credited with a hold one of two conditions must be met: 1) He enters with a lead of three runs or less and maintains that lead while recording at least one out. 2) He enters the game with the tying run on-deck, at the plate or on the bases, and records an out.

Opponent (Date)	Result	Pitcher	Line
UAB (2/20)	Win (1)	Self, Riley	1.0 IP, 1 BB
UAB (2/20)	Save (1)	Gordon, Cole	2.0 IP, 2 H, 1 BB, 4 K
Southern Miss (2/22)	Loss (1)	Barlow, Trysten	1.0 IP, 1 R, 1 ER, 1 BB, 1 K
Southern Miss (2/24)	Win (1)	Gordon, Cole	2.0 IP, 3 BB, 2 K
vs. Sam Houston State (3/1)	Win (1)	Barlow, Trysten	0.1 IP, 1 K
vs. Sam Houston State (3/1)	Save (2)	Gordon, Cole	1.0 IP, 1 H, 1 K
vs. Texas Tech (3/2)	Hold (1)	White, Colby	1.0 IP, 2 K
vs. Texas Tech (3/2)	Save (3)	Gordon, Cole	1.0 IP, 2 K
East Carolina (3/5)	Hold (1)	Eagan, Jack	1.0 IP, 1 H
East Carolina (3/5)	Hold (1)	Plumlee, Peyton	3.0 IP, 1 H, 1 R, 1 ER, 1 BB, 4 K
East Carolina (3/5)	Hold (1)	Barlow, Trysten	1.0 IP, 1 H, 3 K
East Carolina (3/5)	Hold (2)	White, Colby	1.0 IP, 1 K
East Carolina (3/5)	Save (4)	Gordon, Cole	1.0 IP, 4 K
Arkansas-Pine Bluff (3/6)	Hold (1)	Self, Riley	2.0 IP, 1 H, 1 K
Arkansas-Pine Bluff (3/6)	Hold (1)	Price, Spencer	1.0 IP, 2 BB
Arkansas-Pine Bluff (3/6)	Hold (1)	Smith, Brandon	1.0 IP, 1 H, 1 K
Maine (3/8-1)	Save (1)	Liebelt, Jared	3.0 IP, 4 H, 1 R, 1 ER, 3 K
Maine (3/8-2)	Hold (2)	Smith, Brandon	1.0 IP, 2 K
Maine (3/10)	Win (1)	White, Colby	1.0 IP, 1 K
Maine (3/10)	Save (5)	Gordon, Cole	1.0 IP, 2 H, 1 R, 1 ER, 1 BB

Opponent (Date)	Result	Pitcher	Line
Grambling (3/13)	Win (3)	Cerantola, Eric	2.0 IP, 1 R, 0 ER, 3 BB, 4 K
at Florida (3/15)	Hold (1)	Liebelt, Jared	1.0 IP, 1 K
at Florida (3/15)	Hold (3)	White, Colby	1.0 IP, 2 H, 1 R, 1 ER
at Florida (3/16)	Save (2)	Liebelt, Jared	2.2 IP, 1 H, 1 R, 1 ER, 2 K
Little Rock (3/19)	Win (1)	Eagan, Jack	1.1 IP, 1 BB, 3 K
Little Rock (3/19)	Hold (3)	Smith, Brandon	4.0 IP, 1 H, 1 BB, 5 K
at Samford (3/20)	Win (1)	Spring, Tyler	2.0 IP, 1 H, 3 K
at Samford (3/20)	Hold (2)	Barlow, Trysten	1.0 IP, 1 K
at Samford (3/20)	Hold (4)	White, Colby	1.0 IP, 1 H, 2 K
at Samford (3/20)	Save (6)	Gordon, Cole	1.0 IP, 3 K
Auburn (3/22)	Hold (2)	Liebelt, Jared	0.2 IP, 2 H, 2 R, 2 ER
Auburn (3/22)	Hold (3)	Barlow, Trysten	0.1 IP, 1 K
Auburn (3/22)	Blown Save (1)/Loss (1)	White, Colby	1.0 IP, 3 H, 2 R, 2 ER, 2 K
Auburn (3/24)	Win (3)	Gordon, Cole	3.0 IP, 4 H, 3 R, 3 ER, 1 BB, 3 K



Going Yard

Below is a listing of all of the home runs for the 2019 season, including expanded data for those home runs that MSU hits at home.

Gm	Name	Inn.	On Base	Exit Velocity	Launch Angle	Distance
1	Tanner Allen	6	1	97	32	369 feet
1	Elijah MacNamee	8	2	97	31	365 feet
2	Tanner Allen	2	2	97	29	365 feet
3	Justin Foscue *	2	--	101	30	375 feet
3	Hayden Jones	5	--	104	31	400 feet
6	Justin Foscue *	2	--	99	27	376 feet
6	Dustin Skelton	5	1	101	29	402 feet
6	Dustin Skelton *	7	--	97	27	397 feet
8	Marshall Gilbert *	3	--	102	29	375 feet
8	Justin Foscue	3	1	101	21	372 feet
9	Justin Foscue	1	4	102	27	397 feet
9	Gunner Halter *	2	--	96	22	323 feet
14	Jordan Westburg	5	2	104	22	410 feet
15	Dustin Skelton	2	1	101	28	385 feet
16	Dustin Skelton	4	--	103	36	381 feet
16	Justin Foscue	5	2	98	36	360 feet
17	Elijah MacNamee	5	3	95	30	380 feet
18	Justin Foscue *	5	--	--	--	--
19	Jake Mangum ^	1	--	--	--	--
19	Tanner Allen *	4	--	--	--	--
19	Elijah MacNamee	6	--	--	--	--
24	Jordan Westburg	8	--	107	22	409 feet
25	Jordan Westburg	5	1	105	26	405 feet
25	Dustin Skelton	8	2	101	34	388 feet

24 total home runs in 2019

(* - Home run led off an inning | ^ - Leadoff home run (bottom/top 1st)

The Last Time...

- SEC Tournament | % - NCAA Regional | ^ - NCAA Super Regional | S - College World Series

A MISSISSIPPI STATE TEAM...

Won 15+ Consecutive Games	17 - Feb. 15-March 8, 2013
Won 10+ Consecutive Games	14 - Feb. 23-March 16, 2019
Won 10+ Consecutive SEC Games	12 - April 30-May 25, 2016
Won 5+ Consecutive SEC Games	6 - March 24-April 1, 2017
Lost 5+ Consecutive Games	6 - May 7-16, 2015
Lost 5+ Consecutive SEC Games	6 - May 7-16, 2015
Swept a Three-Game Series	Maine; March 8-10, 2019
at Home	Maine; March 8-10, 2019
on The Road	at Ole Miss; March 30-April 1, 2017
Swept a Non-Conference Three-Game Series	Maine; March 8-10, 2019
at Home	Maine; March 8-10, 2019
on The Road	at Hawaii-Hilo; 1985
Swept a Three-Game SEC Series	Florida; May 17-19, 2018
at Home	Florida; May 17-19, 2018
on The Road	at Ole Miss; March 30-April 1, 2017
Was Swept in a Three-Game Series	Vanderbilt; March 16-18, 2018
at Home	Vanderbilt; March 16-18, 2018
on The Road	at Southern Miss; Feb. 16-18, 2018
Was Swept in a Three-Game Non-Conference Series	at Southern Miss; Feb. 16-18, 2018
at Home	Southeastern Louisiana; Feb. 26-28, 2010
on The Road	at Southern Miss; Feb. 16-18, 2018
Was Swept in a Three-Game SEC Series	Vanderbilt; March 16-18, 2018
at Home	Vanderbilt; March 16-18, 2018
on The Road	at Arkansas; March 17-19, 2017
Played An Extra-Inning Game	L, 0-1 (10 innings) - Southern Miss; Feb. 22, 2019
Won An Extra-Inning Game	W, 10-6 (11 innings) - at Vanderbilt; June 10, 2018 ^
Lost An Extra-Inning Game	L, 0-1 (10 innings) - Southern Miss; Feb. 22, 2019
Played Consecutive Extra-Inning Games	May 4-5, 2018; at Alabama, W, 14-12 (10 innings) and L, 3-4 (10 innings)
Won Consecutive Extra-Inning Games	May 10-11, 2014; Tennessee, W, 1-0 (10 innings) and W, 4-3 (12 innings)
Won on a Walk-Off	W, 4-3 - Southern Miss, Feb. 24, 2019
	Tanner Allen RBI double in the ninth inning
Won Consecutive Games Via A Walk-Off	May 10-11, 2014; Tennessee, W, 1-0 (10 innings) and W, 4-3 (12 innings)
	Seth Heck RBI single in the 10th inning
	Cody Walker bases loaded walk in the 12th inning

A MISSISSIPPI STATE OFFENSE...

Scored 30+ Runs	32 - Jackson State; April 29, 1988
Scored 25+ Runs	27 - Alcorn State; April 20, 2010
Scored 20+ Runs	20 - Auburn; March 24, 2019
Scored 15+ Runs	15 - Little Rock; March 19, 2019
Scored 10+ Runs In An Inning	11 (8th) - Youngstown State; Feb. 15, 2019
Scored 9+ Runs In An Inning	11 (8th) - Youngstown State; Feb. 15, 2019
Scored 8+ Runs In An Inning	8 (6th) - Little Rock; March 19, 2019
Had 30+ Hits	30 - Kentucky; 4/30/1989
Had 25+ Hits	26 - Little Rock; Feb. 28, 1999
Had 20+ Hits	21 - Auburn; March 24, 2019
Had 20+ Hits in Back-to-Back Games	Auburn (20, 21); March 23-24, 2019
Had 6+ Home Runs	6 - at UAB; March 18, 2008
Had 5+ Home Runs	5 - Alabama; May 2, 2009
Hit Back-To-Back Home Runs	5th Inning, Cole Gordon (2R HR)/Tanner Poole (Solo) - Morehead State; February 21, 2017
Hit Back-To-Back-To-Back Home Runs	8th Inning, Russ Sneed (2R HR)/Connor Powers (Solo)/Ryan Duffy (Solo); Alabama, May 3, 2009
Had 3+ Triples	3 - Southern Cal; March 14, 2004
Had 8+ Doubles	8 - Auburn; March 24, 2019
Had 7+ Doubles	8 - Auburn; March 24, 2019
Had 6+ Doubles	8 - Auburn; March 24, 2019
Had 10+ Walks	11 - Columbia; March 13, 2017
Had 9+ Stolen Bases	10 - Arkansas-Pine Bluff; March 18, 2017
Had 8+ Stolen Bases	10 - Arkansas-Pine Bluff; March 18, 2017
Didn't Strikeout in a Game	0 - Jackson State; Feb. 26, 2019
Had Two or Fewer Strikeouts	2 - Youngstown State; Feb. 15, 2019
Was Shut Out	Southern Miss (0-1); Feb. 22, 2019
at Home	Southern Miss (0-1); Feb. 22, 2019
on The Road	at LSU (0-4); March 31, 2018
Back-To-Back Games	Auburn (0-5, 0-4); March 27-28, 2015
Three-Straight Games	vs. Southern Miss (0-3); March 24, 2018 and Auburn (0-5, 0-4); March 27-28, 2015

Hit It Hard

Below is a listing of the top-10 hardest hit balls by MSU in 2019. List does not include games at Florida or at Samford.

Exit Velocity	Name	Opponent	Result
112.2	Jordan Westburg	Auburn (3/22)	Ground Out
111.9	Jordan Westburg	Auburn (3/22)	Double
109.9	Jordan Westburg	Youngstown State (2/15)	Single
109.3	Jordan Westburg	Southern Miss (2/23)	Single
108.9	Jordan Westburg	Southeastern La. (2/27)	Ground Out
107.8	Rowdey Jordan	Auburn (3/23)	Single
107.2	Jordan Westburg	Auburn (3/23)	Home Run
106.6	Justin Foscue	Maine (3/10)	Ground Out
106.5	Jordan Westburg	Auburn (3/24)	Double
106.0	Jordan Westburg	vs. Texas Tech (3/2)	Double



A MISSISSIPPI STATE PITCHING STAFF...

Held Opponent To 1 Hit	Akron; Feb. 18, 2011
Held Opponent To 2 Hits	Southeastern Louisiana; Feb. 27, 2019
Struck Out 20+ Batters	Not Since At Least 2004
Struck Out 15+ Batters	16 - Southern Miss; Feb. 22, 2019
Did Not Issue A Walk	at Florida-1; March 16, 2019
Shut Out An Opponent	Southeastern Louisiana; Feb. 27, 2019
at Home	Southeastern Louisiana; Feb. 27, 2019
on The Road	at Auburn; May 13, 2016 (4-0)
Neutral Site Game	vs. Washington; June 16, 2018 S
Postseason Game	vs. Washington; June 16, 2018 S
Recorded Back-To-Back Shutouts	2016 (Nicholls State, Feb. 28 [8-0] and Alcorn State, March 1 [14-0])
Shut Out An SEC Opponent	vs. Georgia; May 24, 2017 (3-0) #
At Home	Arkansas; May 19, 2016 (7-0)
On The Road	at Auburn; May 13, 2016 (4-0)

A MISSISSIPPI STATE BATTER HAD...

Hit for the Cycle	Brad Freeman; South Alabama, Feb. 17, 1998
Walk-Off Hit	Tanner Allen; Southern Miss; Feb. 24, 2019
8+ At-Bats	8 - Adam Frazier & Brett Pirtle; vs. Missouri, May 21, 2013 #
6+ Hits	6 - Adam Frazier; at Virginia, June 8, 2013
5+ Hits	5 - Jake Mangum; Little Rock, March 19, 2019
4+ Hits	5 - Dustin Skelton; Auburn, March 24, 2019
2+ Hits In An Inning	Tanner Allen (1B, 2B - 6th inning); Little Rock, March 19, 2019
5+ Runs	5 - Jon Knott; Little Rock, Feb. 28, 1999
4+ Runs	4 - Dustin Skelton & Jordan Westburg; Auburn, March 24, 2019
3+ Doubles	3 - Tanner Allen; vs. Samford, June 3, 2018 %
2+ Triples	2 - C.T. Bradford; at Arizona, March 9, 2014
3+ Home Runs	3 - Brent Rooker; vs. Kentucky, April 8, 2017
2+ Home Runs	2 - Dustin Skelton; Southern Miss, Feb. 23, 2019
Inside-The-Park Home Run	Cody Brown; vs. Kentucky, April 7, 2017
Pinch Hit Home Run	Cole Gordon; vs. South Alabama, June 4, 2017
Leadoff Home Run (Top or bottom of 1st inning)	Jake Mangum (Top 1st); at Florida-1, March 16, 2019
Walk-Off Home Run	Elijah MacNamee (2-run HR); at Vanderbilt, June 8, 2018
Hit a Grand Slam	Elijah MacNamee; Grambling, March 13, 2019
Multiple Grand Slams	Never
A Pinch Hit Grand Slam	Never
10+ RBIs	11 - Jason Nappi; at UAB, March 18, 2008
9+ RBIs	9 - Ryan Duffy; vs. Jackson State, April 6, 2010
8+ RBIs	8 - Brent Rooker; vs. Indiana State, Feb. 24, 2017
7+ RBIs	7 - Jordan Westburg; vs. North Carolina, June 19, 2018 S
10+ Total Bases	13 - Brent Rooker; vs. Kentucky, April 8, 2017
4+ Walks	4 - Seth Heck; vs. Marshall, Feb. 21, 2015
3+ Walks	3 - Elijah MacNamee; at Samford, March 20, 2019
4+ Stolen Bases	4 - Derrick Armstrong; vs. Michigan State, March 1, 2014
3+ Stolen Bases	3 - Brent Rooker; vs. Arkansas-Pine Bluff, March 14, 2017
Stole Home	Hunter Stovall; vs. Alcorn State, March 1, 2016
3+ Hit By Pitches	3 - Jordan Westburg; Youngstown State-2, Feb. 16, 2019

A MISSISSIPPI STATE PITCHER HAD...

A Perfect Game	J.T. Peatross; Mississippi College (1-0), 1918
A No-Hitter	Gene Morgan; at Hawaii-Hilo (2-0), April 6, 1985
A Complete Game	Jacob Billingsley; at Southern Miss (8-1), June 6, 2017 %
Complete-Game 1-Hitter	Unknown
Complete-Game 2-Hitter	Ricky Bowen; vs. Ole Miss, March 16, 2008
Consecutive Complete Games	Dakota Hudson; 2016 (at Auburn (4-0), May 13 and Arkansas (7-0), May 19)
A Complete-Game Shutout	Dakota Hudson; vs. Arkansas (7-0), May 19, 2016
at Home	Dakota Hudson; vs. Arkansas (7-0), May 19, 2016
on The Road	Dakota Hudson; at Auburn (4-0), May 13, 2016
SEC Game	Dakota Hudson; vs. Arkansas (7-0), May 19, 2016
as a Freshman	Scott Tanksley; vs. Mississippi College (6-0), April 20, 1993
Postseason Game	B.J. Wallace; vs. Nicholls State (1-0), May 21, 1992 %
15+ Strikeouts	17 - Chris Stratton; at LSU, March 16, 2012
10+ Strikeouts	11 - JT Ginn; at Florida-1, March 16, 2019
Recorded Two Saves In One Day	Trevor Fitts; vs. Marshall and Alabama A&M, Feb. 22, 2015

A MISSISSIPPI STATE DEFENSE...

Turned 5+ Double Plays	5 - San Diego, March 8, 2015
Turned 4+ Double Plays	5 - San Diego, March 8, 2015
Turned A Triple Play	Auburn-Montgomery, March 9, 1991
Had 5+ Errors	5 - at Vanderbilt, March 18, 2011
Threw Out 3 Base Runners	3 - Gavin Collins; Eastern Illinois, March 1, 2014

Pitching Potables

Record By Starter

Pitcher	Starts	Team Record
Cerantola, Eric	3	3-0
Ginn, JT	6	6-0
James, Keegan	6	6-1
Plumlee, Peyton	4	4-0
Small, Ethan	6	4-2

Quality Starts

Pitcher	Starts	Quality Starts	Steak
Cerantola, Eric	3	--	--
Ginn, JT	6	4	1
James, Keegan	6	--	--
Plumlee, Peyton	4	1	--
Small, Ethan	6	5	5

Starting Pitcher Run Support

Pitcher	Starts	Runs *	Runs Per Start
Cerantola, Eric	3	46	15.3
Ginn, JT	6	56	9.3
James, Keegan	6	47	7.8
Plumlee, Peyton	3	39	11.0
Small, Ethan	6	39	6.5

* - Runs are based on total runs scored by the team in each pitchers starts, not just runs scored while the starting pitcher is in the game.



Dudy Noble Field

Biography

The largest on-campus facility in college baseball, Dudy Noble Field will see the 53rd season of Mississippi State baseball at its current site in 2019. With nearly 1,600 games played at the venue, the Diamond Dawgs bring a .726 winning percentage into the brand new \$68-million facility.

The field is named in honor of longtime MSU baseball coach, athletics director and ABCA Hall of Famer Clarke Randolph "Dudy" Noble. On April 27, 1998 the facility was renamed Dudy Noble Field, Polk-DeMent Stadium, honoring another ABCA Hall of Famer, former Bulldog skipper Ron Polk, and the late Gordon DeMent, a successful businessman and longtime fan of the Diamond Dawgs from Indianola, Mississippi.

The Origin

From 1929 until 1964, Mississippi State hosted its baseball games at the original on-campus venue, Hardy Field, which was located several hundred yards to the south of the Bulldogs' home football venue, Davis Wade Stadium at Scott Field. The baseball field was closed following the 1964 season to make way for the construction of Dorman Hall and for the next two seasons the Diamond Dawgs played their home games at Redbird Park in Columbus, Mississippi, capturing SEC titles both seasons at their temporary home.

The tin-roofed grandstand and 2,000-seat bleachers from the original Dudy Noble Field were transported to the stadium's present site, which became playable for the 1967 season. Since that time, facility enhancements have followed at a steady pace to make the "Carnegie Hall of College Baseball" one of the finest all-around facilities on the road to Omaha. Among with numerous upgrades, the current site has seen two complete demolitions and reconstructions, the latest occurring during a three-year span from 2017-2019 and opening prior to the start of the 2019 campaign.

Leading the Attendance Boom

With a laundry list of legendary names on its all-time roster, it comes as no surprise that Mississippi State ranks among the nation's attendance leaders year in and year out. The Dudy Noble Field faithful have sold out the reserved seating allotment every season since 1987.

Along with routinely hosting some of the largest crowds in the SEC, nine of the last 11 three-day Super Bulldog Weekend series have drawn more than 25,000 fans.

MSU eclipsed the 200,000 mark in paid attendance at Dudy Noble Field for six-straight seasons between 2012-17, marking the first such occurrence in the program's history. In 2013, the Diamond Dawgs' five-millionth fan walked through the turnstiles at Dudy Noble Field. Since home attendance figures were charted starting in 1976, the "Carnegie Hall of College Baseball" has seen 6,250,621 fans rush through the gates.

In 18 of the last 19 seasons, Mississippi State has averaged 6,000 fans per game, including a record average of 8,127 during the 2014 campaign. Overall, State has eclipsed the 200,000-fan mark 11 times since 2002, with a school-record 302,558 viewing the 2016 home schedule.

Of the top 25 all-time college baseball on-campus attendances, Dudy Noble Field finds itself on the list 17 times, most notably owning the all-time on-campus attendance record of 15,586 on April 12, 2014. The Bulldogs own 14 of the top 15 marks in NCAA on-campus history and are the only NCAA baseball program to boast on-campus attendances of 14,000 or more. The four largest NCAA Super Regional crowds have assembled in Starkville, Mississippi, as well.

From April 11-13, the Bulldog faithful flooded the gates at Dudy Noble Field to the tune of 39,181 fans for a three-game series versus Ole Miss. The nearly 40,000 fans on the weekend set an NCAA on-campus attendance record for a three-game series.

Dudy Noble Field has ushered in crowds of 10,000 or better 51 times, including 2007 NCAA Super Regional-record draws of 13,715 and 12,620 for nationally-televised, late-morning games against Clemson. With the stadium

under construction in 2018, State added a 10,000-plus crowd to the tally, drawing 10,147 fans for the final date against Arkansas on April 21.

Mississippi State has hosted 23 postseason events at the facility, including three NCAA District III Tournaments (1973, 74 & 75), five SEC tournaments (1979, 1981, 1983, 1988 & 1995), 13 NCAA Regionals (1979, 1984, 1985, 1987, 1988, 1989, 1990, 1992, 1997, 2000, 2003, 2013 & 2016) and a pair of NCAA Super Regionals (2007 & 2016).

The Left Field Lounge

The aura of Mississippi State baseball at Dudy Noble Field is certainly not confined to the loyal legions in the impressive grandstand, pro-style luxury sky suites or luxurious Left Field Lofts.

In fact, some of the more highly-prized seats at Bulldog Baseball games are found beyond the outfield fence in the Left Field Lounge™. Waiting lists greet those seeking to purchase one of the 96 outfield lounges in the iconic two-level outfield tailgate.

Once a colorful assortment of pickup trucks, motor homes, and trailers — most equipped with barbecue grills — lined the outfield fence, completing a circle of humanity at Dudy Noble Field. Now, the permanent lounge spaces are connected to the concourse, allowing everyone to stroll through and experience the iconic lounge culture.

What began in the late 1960s as a popular gathering spot for baseball-loving MSU supporters now forms college baseball's largest tailgate party.

The "New Dude"

The second demolition at the current site occurred following the 2017 season and the \$68 million facility opened its gates for the 2019 campaign. Architect Wier Boerner Allin, along with consultants Populous and famed stadium architect/State alum Janet Marie Smith designed the project, while construction manager ICM and general contractor JESCO Construction, Inc. oversaw the construction.

Covering 12 acres of land on the Mississippi State University campus, the 230,000 square foot facility carries on Dudy Noble Field's legacy as the "Carnegie Hall of College Baseball." Installation of the second largest scoreboard in college baseball, measuring 43 feet wide by 60 feet high, started the project in 2017. The board, which was the largest in college baseball upon installation, is larger than boards owned by three Major League Baseball teams. The addition of 96 permanent Left Field Lounge rigs encircling the outfield followed during the fall of 2018.

The concourse and lower-level grandstands were in place for the 2018 season, with the Diamond Suites, upper-deck reserved seating area and three unique club areas — Farm Bureau Triple Crown Club, Charlie and Dana Stephenson Omaha Club and The Rooftop Club — were completed prior to the 2019 campaign. The newest version of Dudy Noble Field also features increased restroom facilities and concession points of sale.

The player spaces also received an upgrade, expanding to cover 18,000 square feet underneath the facility. The fully-equipped Bruce and Julie Martin Locker Room includes an embedded equipment room, houses 40 wooden lockers and features an oversized, dimensional halo-lit '85 Script Mississippi State sign is suspended overhead in the middle of the room.

The more spacious locker room includes an attached training room with whirlpool and fully-functional fueling station. The Mitch Moreland Hitting Tunnel, which is equipped with HitTrax, and Turner & Gloria Wingo Team Lounge are easily accessed from the home dugout, with the eye-popping player entrance and Hassell H. Franklin Omaha Room greeting players as they enter the facility. The Pitching Lab is also housed under the stadium, featuring arm care and conditioning equipment, one oversized turfed mound with three pitching rubbers and state of the art video equipment.

Top-25 Crowds

	Attendance	Opponent	Date
1.	15,586 *	Ole Miss	April 12, 2014
2.	15,078	Texas A&M	April 16, 2016
3.	14,991	Florida	April 22, 1989
4.	14,562	Auburn	April 20, 2013
5.	14,378	LSU	April 16, 1988
6.	13,761	Arkansas	April 25, 1992
7.	13,715 #	Clemson	June 9, 2007
8.	13,691	Kentucky	April 8, 2017
9.	13,617	Georgia	April 8, 2006
10.	13,452 #	Arizona	June 11, 2016
11.	13,224	Ole Miss	April 11, 2014
12.	13,123	Ole Miss	April 15, 2000
13.	13,004	Florida	April 18, 2015
14.	12,913 #	Arizona	June 10, 2016
15.	12,708	Auburn	April 24, 1993
16.	12,620 #	Clemson	June 8, 2007
17.	12,360	Georgia	April 6, 2002
18.	12,343	Auburn	March 23, 2019
19.	11,763	Auburn	April 12, 2003
20.	11,515	Ole Miss	April 2, 2016
21.	11,496 ^	Florida State	May 27, 1990
22.	11,201	Florida	April 8, 2011
23.	11,174	Florida	April 13, 1991
24.	11,127 ^	South Alabama	May 26, 2000
25.	11,124 ^	South Alabama	June 1, 2013

* - NCAA on-campus attendance record

^ - NCAA Regional

- NCAA Super Regional

NOTE: Mississippi State owns 51 crowds of 10,000-plus in the history of the program. The top seven (7) crowds in Dudy Noble Field history are also the top seven (7) on-campus crowds in NCAA history.



Season Statistics

Record: 22-3 Home: 17-2 Away: 3-1 Neutral: 2-0 SEC: 4-2

Player	avg	gp-gs	ab	r	h	2b	3b	hr	rbi	tb	slg%	bb	hp	so	gdp	ob%	sf	sh	sb-att	po	a	e	fld%
15 Mangum, Jake	.411	25-25	112	28	46	11	1	1	24	62	.554	9	3	5	0	.464	1	0	15-19	42	2	0	1.000
11 Westburg, Jordan	.365	24-24	96	30	35	10	2	3	25	58	.604	13	7	24	0	.470	1	0	3-3	20	59	7	.919
40 MacNamee, Elijah	.360	25-25	86	28	31	9	0	3	24	49	.570	20	4	16	1	.482	4	0	2-4	43	2	1	.978
17 Foscue, Justin	.340	25-25	106	26	36	8	0	6	26	62	.585	10	0	12	2	.393	1	0	0-0	17	38	5	.917
5 Allen, Tanner	.265	25-25	102	23	27	8	0	3	27	44	.431	14	2	13	2	.355	3	0	1-1	206	4	1	.995
4 Jordan, Rowdey	.209	25-24	91	23	19	7	0	0	11	26	.286	9	2	13	1	.291	1	1	6-7	32	0	0	1.000

27 Brock, Bryce	.500	1-0	2	1	1	0	0	0	1	1	.500	0	0	0	0	.500	0	0	0-0	0	0	0	.000
20 Hancock, Luke	.400	7-1	10	2	4	1	0	0	6	5	.500	2	0	2	0	.500	0	0	0-0	6	0	0	1.000
10 Hatcher, Josh	.393	14-9	28	3	11	2	2	0	7	17	.607	4	1	7	0	.485	0	0	1-2	1	1	0	1.000
34 Gilbert, Marshall	.367	17-5	30	3	11	3	0	1	4	17	.567	5	1	10	0	.472	0	0	0-0	33	5	0	1.000
33 Cumbest, Brad	.353	12-1	17	3	6	3	0	0	3	9	.529	1	0	4	0	.389	0	0	0-0	4	0	0	1.000
8 Skelton, Dustin	.319	21-19	72	17	23	2	1	5	17	42	.583	9	0	17	2	.395	0	2	2-2	190	29	1	.995
2 Halter, Gunner	.300	22-21	70	20	21	2	0	1	11	26	.371	9	0	14	0	.380	0	4	3-3	25	37	4	.939
12 Jones, Hayden	.278	17-12	36	4	10	4	0	1	5	17	.472	1	1	6	0	.316	0	0	1-2	43	2	1	.978
32 Jordan, Landon	.262	19-9	42	13	11	3	0	0	8	14	.333	4	0	6	2	.326	0	0	2-2	7	12	0	1.000
3 Ginn, JT	.000	3-0	3	0	0	0	0	0	0	0	.000	0	0	1	0	.000	0	0	0-0	1	7	0	1.000
31 Bell, Benjamin	.000	7-0	0	3	0	0	0	0	0	0	.000	0	0	0	0	.000	0	0	0-0	0	0	0	.000
Totals	.323	25	903	227	292	73	6	24	199	449	.497	110	21	150	10	.405	11	7	36-45	675	226	24	.974
Opponents	.210	25	830	81	174	27	3	11	73	240	.289	64	27	290	7	.286	5	8	23-36	623	233	48	.947

LOB - Team (199), Opp (178). DPs turned - Team (9), Opp (12). IBB - Team (6), Allen 2, Jordan, L. 1, Mangum 1, Foscue 1, Skelton 1, Opp (2). Picked off - Allen 1.

(All games Sorted by Earned run avg)

Player	era	w-l	app	gs	cg	sho	sv	ip	h	r	er	bb	so	2b	3b	hr	b/avg	wp	hp	bk	sfa	sha
44 Small, Ethan	1.75	2-0	6	6	0	0/0	0	36.0	19	8	7	8	58	3	1	4	.154	1	3	0	0	4
3 Ginn, JT	2.58	6-0	6	6	0	0/0	0	38.1	26	11	11	4	49	4	0	1	.183	7	4	2	1	0

39 Spring, Tyler	0.00	1-0	4	0	0	0/0	0	5.0	3	0	0	0	7	1	0	0	.167	0	1	0	0	0
46 Barlow, Trysten	0.93	1-1	10	0	0	0/1	0	9.2	8	2	1	1	15	1	0	0	.222	2	2	0	0	0
14 Self, Riley	0.96	1-0	9	0	0	0/1	0	9.1	9	1	1	1	6	1	0	0	.257	2	0	0	0	0
19 Liebelt, Jared	2.30	0-0	10	0	0	0/2	2	15.2	12	6	4	2	13	4	1	1	.207	0	0	0	1	0
41 White, Colby	2.70	1-1	10	0	0	0/1	0	10.0	8	3	3	0	16	1	0	0	.222	0	1	0	0	0
27 Brock, Bryce	3.60	0-0	3	0	0	0/0	0	5.0	7	4	2	3	6	0	0	0	.318	0	1	0	0	0
6 Smith, Brandon	3.68	0-0	12	0	0	0/1	0	14.2	11	6	6	2	15	2	1	1	.208	1	3	0	0	1
16 Eagan, Jack	3.68	1-0	6	0	0	0/1	0	7.1	3	3	3	4	12	1	0	1	.130	0	4	0	0	0
37 Cerantola, Eric	3.72	3-0	5	3	0	0/0	0	9.2	5	5	4	9	13	2	0	0	.143	1	2	0	0	0
18 James, Keegan	4.15	2-1	6	6	0	0/1	0	21.2	26	10	10	11	23	4	0	0	.310	3	1	1	1	2
13 Plumlee, Peyton	4.15	1-0	7	4	0	0/1	0	21.2	19	11	10	7	24	2	0	1	.221	3	4	0	0	0
24 Gordon, Cole	4.20	3-0	11	0	0	0/0	6	15.0	11	7	7	7	24	0	0	1	.200	2	1	0	2	0
55 Price, Spencer	4.50	0-0	7	0	0	0/0	0	6.0	7	4	3	5	9	1	0	1	.292	1	0	0	0	1
Totals	2.88	22-3	25	25	0	2/2	8	225.0	174	81	72	64	290	27	3	11	.210	23	27	3	5	8
Opponents	8.37	3-22	25	25	0	1/1	2	208.2	292	227	194	110	150	73	6	24	.323	40	21	3	11	7

PB - Team (4), Skelton 2, Jones 1, Gilbert 1, Opp (8). Pickoffs - Team (2), Gordon 1, Ginn 1, Opp (1). SBA/ATT - Skelton (18-24), Ginn (8-9), Gilbert (3-7), Plumlee (4-6), James (2-5), Small (3-4), Jones (2-4), Barlow (1-3), Cerantola (1-3), White (1-2), Smith (2-2), Self (0-1), Gordon (1-1).



Southeastern Conference Statistics

Record: 4-2 Home: 2-1 Away: 2-1 SEC: 4-2

Player	avg	gp-gs	ab	r	h	2b	3b	hr	rbi	tb	slg%	bb	hp	so	gdp	ob%	sf	sh	sb-att	po	a	e	fld%
8 Skelton, Dustin	.455	6-5	22	7	10	2	0	1	8	15	.682	4	0	5	1	.538	0	1	1-1	50	5	0	1.000
15 Mangum, Jake	.400	6-6	30	6	12	4	0	1	4	19	.633	1	0	0	0	.419	0	0	0-1	11	0	0	1.000
40 MacNamee, Elijah	.400	6-6	25	9	10	4	0	1	4	17	.680	4	0	6	0	.467	1	0	0-0	12	0	1	.923
11 Westburg, Jordan	.385	6-6	26	8	10	5	0	2	10	21	.808	2	2	8	0	.452	1	0	1-1	4	21	2	.926
17 Foscue, Justin	.321	6-6	28	10	9	2	0	1	7	14	.500	3	0	4	0	.387	0	0	0-0	2	7	0	1.000
2 Halter, Gunner	.304	6-6	23	4	7	2	0	0	4	9	.391	2	0	4	0	.360	0	1	1-1	6	10	2	.889
5 Allen, Tanner	.286	6-6	28	6	8	1	0	1	2	12	.429	3	0	3	0	.355	0	0	0-0	56	1	0	1.000
4 Jordan, Rowdey	.286	6-5	21	5	6	3	0	0	6	9	.429	0	1	1	0	.318	0	1	1-1	9	0	0	1.000

32 Jordan, Landon	.500	2-0	2	1	1	0	0	0	2	1	.500	0	0	0	0	.500	0	0	0-0	0	0	0	.000
33 Cumbest, Brad	.444	3-1	9	1	4	2	0	0	1	6	.667	0	0	2	0	.444	0	0	0-0	1	0	0	1.000
10 Hatcher, Josh	.357	5-5	14	1	5	1	0	0	2	6	.429	1	1	5	0	.438	0	0	0-0	1	0	0	1.000
34 Gilbert, Marshall	.167	3-1	6	0	1	0	0	0	0	1	.167	0	0	3	0	.167	0	0	0-0	5	3	0	1.000
20 Hancock, Luke	.000	1-1	2	0	0	0	0	0	0	0	.000	1	0	0	0	.333	0	0	0-0	0	0	0	.000
12 Jones, Hayden	.000	1-0	1	0	0	0	0	0	0	0	.000	0	0	0	0	.000	0	0	0-0	0	0	0	.000
Totals	.350	6	237	58	83	26	0	7	50	130	.549	21	4	41	1	.409	2	3	4-5	159	57	6	.973
Opponents	.277	6	213	37	59	12	1	7	34	94	.441	13	6	59	1	.333	2	2	3-6	156	55	7	.968

LOB - Team (53), Opp (40). DPs turned - Team (1), Opp (1).

(SEC games only Sorted by Earned run avg)

Player	era	w-l	app	gs	cg	sho	sv	ip	h	r	er	bb	so	2b	3b	hr	b/avg	wp	hp	bk	sfa	sha
44 Small, Ethan	2.25	1-0	2	2	0	0/0	0	12.0	5	3	3	6	18	0	1	3	.125	1	0	0	0	1
3 Ginn, JT	4.05	2-0	2	2	0	0/0	0	13.1	13	6	6	1	17	4	0	0	.241	0	2	0	0	0
19 Liebelt, Jared	4.26	0-0	4	0	0	0/0	1	6.1	4	3	3	0	5	2	0	1	.182	0	0	0	1	0
18 James, Keegan	9.45	0-1	2	2	0	0/0	0	6.2	14	7	7	3	6	3	0	0	.424	0	0	1	0	1

14 Self, Riley	0.00	0-0	2	0	0	0/0	0	3.0	2	0	0	0	2	0	0	0	.182	1	0	0	0	0
46 Barlow, Trysten	0.00	0-0	3	0	0	0/0	0	2.2	2	1	0	0	3	1	0	0	.222	0	1	0	0	0
24 Gordon, Cole	13.50	1-0	2	0	0	0/0	0	4.0	6	6	6	2	4	0	0	1	.353	0	1	0	1	0
41 White, Colby	13.50	0-1	2	0	0	0/0	0	2.0	5	3	3	0	2	1	0	0	.500	0	0	0	0	0
6 Smith, Brandon	22.50	0-0	3	0	0	0/0	0	2.0	6	5	5	0	1	1	0	1	.500	0	2	0	0	0
55 Price, Spencer	27.00	0-0	2	0	0	0/0	0	1.0	2	3	3	1	1	0	0	1	.400	0	0	0	0	0
Totals	6.11	4-2	6	6	0	0/0	1	53.0	59	37	36	13	59	12	1	7	.277	2	6	1	2	2
Opponents	9.17	2-4	6	6	0	0/0	2	52.0	83	58	53	21	41	26	0	7	.350	5	4	0	2	3

PB - Team (1), Skelton 1, Opp (2). SBA/ATT - Skelton (2-3), Gilbert (1-3), Barlow (0-2), Ginn (2-2), White (0-1), James (1-1).



Last Five Games Statistics

Record: 4-1 Home: 3-1 Away: 1-0 SEC: 2-1

Player	avg	gp-gs	ab	r	h	2b	3b	hr	rbi	tb	slg%	bb	hp	so	gdp	ob%	sf	sh	sb-att	po	a	e	fld%
15 Mangum, Jake	.556	5-5	27	5	15	2	1	0	5	19	.704	1	0	0	0	.571	0	0	3-4	4	0	0	1.000
11 Westburg, Jordan	.476	5-5	21	8	10	3	0	2	11	19	.905	4	2	3	0	.571	1	0	1-1	3	15	2	.900
8 Skelton, Dustin	.412	4-4	17	7	7	0	1	1	7	12	.706	4	0	3	2	.524	0	0	1-1	42	3	0	1.000
17 Foscue, Justin	.375	5-5	24	9	9	4	0	0	7	13	.542	3	0	5	0	.444	0	0	0-0	2	8	0	1.000
4 Jordan, Rowdey	.364	5-5	22	7	8	3	0	0	7	11	.500	1	1	0	0	.417	0	0	1-1	11	0	0	1.000
40 MacNamee, Elijah	.267	5-5	15	9	4	2	0	0	2	6	.400	9	1	4	0	.538	1	0	0-0	8	0	1	.889
5 Allen, Tanner	.250	5-5	24	5	6	2	0	0	2	8	.333	4	0	4	0	.357	0	0	0-0	47	1	0	1.000

33 Cumbest, Brad	.571	3-1	7	1	4	2	0	0	1	6	.857	0	0	0	0	.571	0	0	0-0	1	0	0	1.000
2 Halter, Gunner	.385	3-3	13	3	5	1	0	0	3	6	.462	1	0	3	0	.429	0	0	1-1	1	8	1	.900
12 Jones, Hayden	.333	1-1	3	0	1	0	0	0	2	1	.333	0	0	1	0	.333	0	0	0-0	8	0	0	1.000
10 Hatcher, Josh	.200	4-4	10	1	2	0	1	0	2	4	.400	1	0	3	0	.273	0	0	1-1	0	0	0	.000
32 Jordan, Landon	.200	3-2	10	4	2	0	0	0	5	2	.200	1	0	1	1	.273	0	0	0-0	2	7	0	1.000
34 Gilbert, Marshall	.200	4-0	5	0	1	0	0	0	0	1	.200	2	0	2	0	.429	0	0	0-0	4	0	0	1.000
20 Hancock, Luke	.000	2-0	2	0	0	0	0	0	0	0	.000	0	0	2	0	.000	0	0	0-0	0	0	0	.000
31 Bell, Benjamin	.000	2-0	0	2	0	0	0	0	0	0	.000	0	0	0	0	.000	0	0	0-0	0	0	0	.000
Totals	.370	5	200	61	74	19	3	3	54	108	.540	31	4	31	3	.460	2	0	8-9	135	50	5	.974
Opponents	.268	5	183	31	49	10	1	5	29	76	.415	16	8	54	1	.351	1	1	2-3	126	50	13	.931

LOB - Team (50), Opp (43). DPs turned - Team (1), Opp (3).

(Last Five Games Sorted by Earned run avg)

Player	era	w-l	app	gs	cg	sho	sv	ip	h	r	er	bb	so	2b	3b	hr	b/avg	wp	hp	bk	sfa	sha
3 Ginn, JT	2.57	1-0	1	1	0	0/0	0	7.0	3	2	2	1	6	1	0	0	.125	0	1	0	0	0
44 Small, Ethan	3.00	0-0	1	1	0	0/0	0	6.0	3	2	2	3	7	0	1	2	.143	0	0	0	0	0
6 Smith, Brandon	7.20	0-0	3	0	0	0/0	0	5.0	6	4	4	1	6	2	0	0	.286	1	1	0	0	0

14 Self, Riley	0.00	0-0	2	0	0	0/0	0	3.0	2	0	0	0	2	0	0	0	.182	1	0	0	0	0
46 Barlow, Trysten	0.00	0-0	3	0	0	0/0	0	2.1	1	1	0	0	4	1	0	0	.111	0	1	0	0	0
27 Brock, Bryce	0.00	0-0	1	0	0	0/0	0	2.0	2	0	0	1	1	0	0	0	.250	0	0	0	0	0
39 Spring, Tyler	0.00	1-0	1	0	0	0/0	0	2.0	1	0	0	0	3	0	0	0	.143	0	1	0	0	0
16 Eagan, Jack	0.00	1-0	1	0	0	0/0	0	1.1	0	0	0	1	3	0	0	0	.000	0	2	0	0	0
24 Gordon, Cole	6.75	1-0	2	0	0	0/0	1	4.0	4	3	3	1	6	0	0	1	.250	0	0	0	0	0
19 Liebelt, Jared	6.75	0-0	2	0	0	0/0	0	2.2	3	2	2	0	3	2	0	0	.300	0	0	0	1	0
13 Plumlee, Peyton	9.00	0-0	1	1	0	0/0	0	3.0	6	4	3	2	3	1	0	1	.375	0	1	0	0	0
41 White, Colby	9.00	0-1	2	0	0	0/0	0	2.0	4	2	2	0	4	1	0	0	.444	0	0	0	0	0
18 James, Keegan	12.00	0-0	1	1	0	0/0	0	3.0	8	4	4	1	3	1	0	0	.500	0	0	0	0	1
55 Price, Spencer	27.00	0-0	2	0	0	0/0	0	1.0	4	3	3	2	2	0	0	1	.571	0	0	0	0	0
37 Cerantola, Eric	54.00	0-0	1	1	0	0/0	0	0.2	2	4	4	3	1	1	0	0	.500	1	1	0	0	0
Totals	5.80	4-1	5	5	0	0/0	1	45.0	49	31	29	16	54	10	1	5	.268	3	8	0	1	1
Opponents	10.93	1-4	5	5	0	0/0	1	42.0	74	61	51	31	31	19	3	3	.370	10	4	2	2	0

PB - Team (0), Opp (3). SBA/ATT - Skelton (1-2), Smith (1-1), Plumlee (1-1), Jones (1-1), White (0-1).



Last 10 Games Statistics

Record: 8-2 Home: 5-1 Away: 3-1 SEC: 4-2

Player	avg	gp-gs	ab	r	h	2b	3b	hr	rbi	tb	slg%	bb	hp	so	gdp	ob%	sf	sh	sb-att	po	a	e	fld%
15 Mangum, Jake	.500	10-10	50	13	25	6	1	1	11	36	.720	2	1	0	0	.528	0	0	6-8	16	0	0	1.000
40 MacNamee, Elijah	.405	10-10	37	15	15	4	0	2	11	25	.676	9	1	9	0	.510	2	0	0-0	21	1	1	.957
11 Westburg, Jordan	.375	9-9	40	12	15	5	1	2	14	28	.700	5	2	13	0	.458	1	0	1-1	5	27	3	.914
5 Allen, Tanner	.311	10-10	45	14	14	3	0	1	5	20	.444	8	0	5	1	.415	0	0	1-1	86	3	1	.989
17 Foscue, Justin	.304	10-10	46	13	14	4	0	2	13	24	.522	4	0	7	0	.360	0	0	0-0	4	12	1	.941
4 Jordan, Rowdey	.229	10-9	35	9	8	3	0	0	7	11	.314	1	2	1	0	.289	0	1	3-3	13	0	0	1.000

27 Brock, Bryce	.500	1-0	2	1	1	0	0	0	1	1	.500	0	0	0	0	.500	0	0	0-0	0	0	0	.000
8 Skelton, Dustin	.464	8-7	28	9	13	2	1	2	10	23	.821	7	0	5	2	.571	0	1	1-1	75	6	0	1.000
10 Hatcher, Josh	.409	8-8	22	2	9	2	2	0	6	15	.682	2	1	5	0	.480	0	0	1-1	1	0	0	1.000
33 Cumbest, Brad	.333	5-1	12	1	4	2	0	0	1	6	.500	0	0	3	0	.333	0	0	0-0	3	0	0	1.000
2 Halter, Gunner	.310	8-8	29	9	9	2	0	0	4	11	.379	5	0	4	0	.412	0	1	1-1	9	16	2	.926
34 Gilbert, Marshall	.308	7-1	13	0	4	2	0	0	0	6	.462	2	0	5	0	.400	0	0	0-0	9	3	0	1.000
20 Hancock, Luke	.286	4-1	7	1	2	0	0	0	3	2	.286	1	0	2	0	.375	0	0	0-0	4	0	0	1.000
32 Jordan, Landon	.235	6-3	17	5	4	0	0	0	6	4	.235	1	0	4	1	.278	0	0	1-1	3	9	0	1.000
12 Jones, Hayden	.143	4-3	7	0	1	0	0	0	2	1	.143	0	0	3	0	.143	0	0	0-0	15	0	0	1.000
31 Bell, Benjamin	.000	2-0	0	2	0	0	0	0	0	0	.000	0	0	0	0	.000	0	0	0-0	0	0	0	.000
Totals	.354	10	390	106	138	35	5	10	94	213	.546	47	7	66	4	.430	3	3	15-17	267	90	9	.975
Opponents	.254	10	350	54	89	16	1	8	50	131	.374	32	13	106	1	.336	4	2	5-9	255	98	18	.951

LOB - Team (89), Opp (80). DPs turned - Team (2), Opp (4). IBB - Team (1), Skelton 1. Picked off - Allen 1.

(Last Ten Games Sorted by Earned run avg)

Player	era	w-l	app	gs	cg	sho	sv	ip	h	r	er	bb	so	2b	3b	hr	b/avg	wp	hp	bks	sfa	sha
44 Small, Ethan	2.25	1-0	2	2	0	0/0	0	12.0	5	3	3	6	18	0	1	3	.125	1	0	0	0	1
3 Ginn, JT	4.05	2-0	2	2	0	0/0	0	13.1	13	6	6	1	17	4	0	0	.241	0	2	0	0	0
18 James, Keegan	6.94	0-1	3	3	0	0/0	0	11.2	18	9	9	5	11	4	0	0	.367	0	0	1	1	1

14 Self, Riley	0.00	0-0	4	0	0	0/0	0	5.0	4	0	0	0	5	0	0	0	.211	1	0	0	0	0
46 Barlow, Trysten	0.00	0-0	5	0	0	0/0	0	5.0	4	1	0	0	7	1	0	0	.222	1	1	0	0	0
39 Spring, Tyler	0.00	1-0	2	0	0	0/0	0	3.0	2	0	0	0	3	0	0	0	.182	0	1	0	0	0
27 Brock, Bryce	0.00	0-0	1	0	0	0/0	0	2.0	2	0	0	1	1	0	0	0	.250	0	0	0	0	0
19 Liebelt, Jared	4.26	0-0	4	0	0	0/0	1	6.1	4	3	3	0	5	2	0	1	.182	0	0	0	1	0
6 Smith, Brandon	6.14	0-0	6	0	0	0/0	0	7.1	7	5	5	2	7	2	0	1	.241	1	2	0	0	0
41 White, Colby	6.75	1-1	4	0	0	0/0	0	4.0	6	3	3	0	5	1	0	0	.353	0	0	0	0	0
13 Plumlee, Peyton	9.00	0-0	3	2	0	0/0	0	6.0	9	7	6	3	6	1	0	1	.321	1	3	0	0	0
55 Price, Spencer	9.00	0-0	4	0	0	0/0	0	3.0	5	3	3	2	5	0	0	1	.357	0	0	0	0	0
24 Gordon, Cole	10.50	1-0	4	0	0	0/0	2	6.0	8	7	7	3	7	0	0	1	.333	0	1	0	2	0
16 Eagan, Jack	10.80	1-0	2	0	0	0/0	0	1.2	0	2	2	3	4	0	0	0	.000	0	2	0	0	0
37 Cerantola, Eric	13.50	1-0	2	1	0	0/0	0	2.2	2	5	4	6	5	1	0	0	.167	1	1	0	0	0
Totals	5.16	8-2	10	10	0	0/0	3	89.0	89	54	51	32	106	16	1	8	.254	6	13	1	4	2
Opponents	9.42	2-8	10	10	0	0/0	2	85.0	138	106	89	47	66	35	5	10	.354	14	7	2	3	3

PB - Team (1), Skelton 1, Opp (3). Pickoffs - Team (0), Opp (1). SBA/ATT - Skelton (3-4), Gilbert (1-3), Barlow (0-2), Ginn (2-2), James (1-2), Plumlee (1-1), Smith (1-1), White (0-1), Jones (1-1).



Versus Ranked Opponents Statistics

Record: 8-3 Home: 5-2 Away: 2-1 Neutral: 1-0 SEC: 4-2

Player	avg	gp-gs	ab	r	h	2b	3b	hr	rbi	tb	slg%	bb	hp	so	gdp	ob%	sf	sh	sb-att	po	a	e	fld%
8 Skelton, Dustin	.390	11-10	41	10	16	2	0	3	11	27	.659	5	0	12	1	.457	0	2	1-1	95	14	0	1.000
11 Westburg, Jordan	.383	11-11	47	12	18	8	0	2	11	32	.681	4	2	12	0	.444	1	0	2-2	10	35	3	.938
15 Mangum, Jake	.375	11-11	48	10	18	4	0	1	6	25	.521	4	1	1	0	.426	1	0	3-5	16	2	0	1.000
40 MacNamee, Elijah	.350	11-11	40	11	14	5	0	1	8	22	.550	9	1	8	1	.462	2	0	0-0	14	0	1	.933
17 Foscue, Justin	.286	11-11	49	12	14	2	0	2	8	22	.449	4	0	8	0	.340	0	0	0-0	6	18	1	.960
2 Halter, Gunner	.257	10-10	35	5	9	2	0	0	6	11	.314	3	0	9	0	.316	0	2	1-1	10	19	2	.935
5 Allen, Tanner	.229	11-11	48	7	11	2	0	1	6	16	.333	6	0	7	1	.315	0	0	0-0	103	1	0	1.000
4 Jordan, Rowdey	.211	11-10	38	8	8	4	0	0	6	12	.316	3	1	6	1	.286	0	1	1-1	21	0	0	1.000

33 Cumbest, Brad	.444	3-1	9	1	4	2	0	0	1	6	.667	0	0	2	0	.444	0	0	0-0	1	0	0	1.000
10 Hatcher, Josh	.333	6-5	15	1	5	1	0	0	2	6	.400	1	1	6	0	.412	0	0	0-0	1	0	0	1.000
34 Gilbert, Marshall	.273	6-2	11	0	3	0	0	0	0	3	.273	0	0	4	0	.273	0	0	0-0	5	3	0	1.000
12 Jones, Hayden	.250	5-4	12	0	3	1	0	0	0	4	.333	0	0	1	0	.250	0	0	0-1	10	1	0	1.000
32 Jordan, Landon	.125	6-1	8	1	1	0	0	0	2	1	.125	0	0	1	1	.125	0	0	0-0	3	3	0	1.000
20 Hancock, Luke	.000	1-1	2	0	0	0	0	0	0	0	.000	1	0	0	0	.333	0	0	0-0	0	0	0	.000
3 Ginn, JT	.000	2-0	2	0	0	0	0	0	0	0	.000	0	0	1	0	.000	0	0	0-0	1	6	0	1.000
31 Bell, Benjamin	.000	3-0	0	0	0	0	0	0	0	0	.000	0	0	0	0	.000	0	0	0-0	0	0	0	.000
Totals	.306	11	405	78	124	33	0	10	67	187	.462	40	6	78	5	.374	4	5	8-11	297	111	10	.976
Opponents	.219	11	370	45	81	15	2	8	41	124	.335	26	12	122	4	.290	2	3	9-14	287	102	19	.953

LOB - Team (95), Opp (71). DPs turned - Team (4), Opp (6). IBB - Team (2), Allen 2, Opp (1).

(Versus Ranked Opponents Sorted by Earned run avg)

Player	era	w-l	app	gs	cg	sho	sv	ip	h	r	er	bb	so	2b	3b	hr	b/avg	wp	hp	bks	sfa	sha
44 Small, Ethan	1.42	1-0	3	3	0	0/0	0	19.0	6	3	3	6	31	0	1	3	.097	1	1	0	0	1
3 Ginn, JT	2.63	4-0	4	4	0	0/0	0	27.1	18	8	8	3	34	4	0	0	.178	5	3	1	0	0
18 James, Keegan	6.17	1-1	4	4	0	0/0	0	11.2	18	8	8	7	12	3	0	0	.353	2	1	1	0	2

46 Barlow, Trysten	1.50	0-1	6	0	0	0/0	0	6.0	4	2	1	1	8	1	0	0	.190	1	1	0	0	0
14 Self, Riley	2.70	0-0	4	0	0	0/0	0	3.1	6	1	1	0	2	1	0	0	.400	1	0	0	0	0
19 Liebelt, Jared	3.00	0-0	6	0	0	0/0	1	9.0	4	3	3	2	8	2	0	1	.133	0	0	0	1	0
13 Plumlee, Peyton	3.00	0-0	1	0	0	0/0	0	3.0	1	1	1	1	4	1	0	0	.091	0	1	0	0	0
16 Eagan, Jack	3.38	0-0	2	0	0	0/0	0	2.2	3	1	1	0	2	1	0	1	.333	0	1	0	0	0
41 White, Colby	5.40	0-1	5	0	0	0/0	0	5.0	5	3	3	0	6	1	0	0	.278	0	1	0	0	0
24 Gordon, Cole	6.75	2-0	5	0	0	0/0	2	8.0	6	6	6	5	12	0	0	1	.194	1	1	0	1	0
6 Smith, Brandon	18.00	0-0	4	0	0	0/0	0	3.0	8	6	6	0	2	1	1	1	.500	0	2	0	0	0
55 Price, Spencer	27.00	0-0	2	0	0	0/0	0	1.0	2	3	3	1	1	0	0	1	.400	0	0	0	0	0
Totals	4.00	8-3	11	11	0	0/0	3	99.0	81	45	44	26	122	15	2	8	.219	11	12	2	2	3
Opponents	6.40	3-8	11	11	0	1/1	2	95.2	124	78	68	40	78	33	0	10	.306	11	6	0	4	5

PB - Team (1), Skelton 1, Opp (2). SBA/ATT - Skelton (8-10), Ginn (7-8), James (2-3), Gilbert (1-3), Barlow (0-2), White (0-1), Jones (0-1).



Results

Date	Opponent	Score	Inns	Overall	SEC	Pitcher of record	Attend	Time
Feb 15, 2019	YOUNGSTOWN STATE	w 14-3	9	1-0-0	0-0-0	Gordon (W 1-0)	8503	3:00
Feb 16, 2019	YOUNGSTOWN STATE-1	w 14-2	9	2-0-0	0-0-0	Ginn (W 1-0)	9157	3:00
Feb 16, 2019	YOUNGSTOWN STATE-2	w 8-0	9	3-0-0	0-0-0	James (W 1-0)	9157	2:52
Feb 20, 2019	UAB	w 3-2	9	4-0-0	0-0-0	Self (W 1-0)	6539	2:54
Feb 22, 2019	#21 SOUTHERN MISS	L 0-1	(10)	4-1-0	0-0-0	Barlow (L 0-1)	7091	2:33
Feb 23, 2019	#21 SOUTHERN MISS	w 8-1	9	5-1-0	0-0-0	Ginn (W 2-0)	9376	2:35
Feb 24, 2019	#21 SOUTHERN MISS	w 4-3	9	6-1-0	0-0-0	Gordon (W 2-0)	9449	3:21
Feb 26, 2019	JACKSON STATE	w 17-4	9	7-1-0	0-0-0	Cerantola (W 1-0)	7019	2:56
Feb 27, 2019	SOUTHEASTERN LA.	w 12-0	9	8-1-0	0-0-0	Plumlee (W 1-0)	7860	3:01
\$ Mar 01, 2019	vs Sam Houston State	w 5-4	9	9-1-0	0-0-0	Barlow (W 1-1)	6447	2:54
\$ Mar 02, 2019	vs #8 Texas Tech	w 4-2	9	10-1-0	0-0-0	Ginn (W 3-0)	7527	3:23
Mar 05, 2019	#14 EAST CAROLINA	w 4-1	9	11-1-0	0-0-0	James (W 2-0)	7013	3:12
Mar 06, 2019	ARKANSAS-PINE BLUFF	w 14-1	9	12-1-0	0-0-0	Cerantola (W 2-0)	6506	3:08
Mar 08, 2019	MAINE-1	w 9-2	9	13-1-0	0-0-0	Small (W 1-0)	7238	2:42
Mar 08, 2019	MAINE-2	w 5-1	9	14-1-0	0-0-0	Ginn (W 4-0)	7238	2:35
Mar 10, 2019	MAINE	w 9-8	9	15-1-0	0-0-0	White (W 1-0)	7458	3:19
Mar 13, 2019	GRAMBLING	w 18-1	9	16-1-0	0-0-0	Cerantola (W 3-0)	7495	3:19
* Mar 15, 2019	at #4 Florida	w 6-5	9	17-1-0	1-0-0	Small (W 2-0)	4215	3:12
* Mar 16, 2019	at #4 Florida-1	w 10-5	9	18-1-0	2-0-0	Ginn (W 5-0)	4019	3:13
* Mar 16, 2019	at #4 Florida-2	L 2-4	9	18-2-0	2-1-0	James (L 2-1)	3247	2:48
Mar 19, 2019	LITTLE ROCK	w 15-4	9	19-2-0	2-1-0	Eagan (W 1-0)	7470	3:28
Mar 20, 2019	at Samford	w 6-4	9	20-2-0	2-1-0	Spring (W 1-0)	2284	3:23
* Mar 22, 2019	#16 AUBURN	L 5-6	9	20-3-0	2-2-0	White (L 1-1)	10029	3:14
* Mar 23, 2019	#16 AUBURN	w 15-2	9	21-3-0	3-2-0	Ginn (W 6-0)	12343	3:22
* Mar 24, 2019	#16 AUBURN	w 20-15	9	22-3-0	4-2-0	Gordon (W 3-0)	9886	4:11

* = SEC game

\$ = Frisco Classic (Dr Pepper Ballpark; Frisco, Texas)

Rankings from Baseball America

() extra inning game



Game-by-Game

Hitting

Date	Opponent	ab	r	h	rbi	2b	3b	hr	tb	bb	ibb	sb	cs	hbp	sac	sf	gdp	k	po	a	e	lob	avg
Feb 15	YOUNGSTOWN ST	40	14	14	14	4	0	2	24	4	0	0	0	0	0	0	0	2	27	6	1	6	.350
Feb 16	YOUNGSTOWN ST	36	14	14	13	5	0	1	22	6	0	1	1	1	0	1	0	3	27	8	0	6	.368
Feb 16	YOUNGSTOWN ST	35	8	11	8	3	1	2	22	3	0	2	0	3	0	0	0	8	27	7	1	9	.351
Feb 20	UAB	29	3	3	3	0	0	0	3	3	0	1	0	1	0	0	0	8	27	13	0	6	.300
Feb 22	SOUTHERN MISS	36	0	7	0	0	0	0	7	0	0	2	1	0	0	0	0	4	30	12	0	6	.278
Feb 23	SOUTHERN MISS	36	8	13	8	1	0	3	23	5	1	1	0	0	0	0	2	6	27	16	0	9	.292
Feb 24	SOUTHERN MISS	35	4	7	4	4	0	0	11	4	1	0	0	0	0	0	1	9	27	9	0	9	.279
Feb 26	JACKSON STATE	35	17	12	12	4	0	2	22	8	0	3	0	3	0	1	1	0	27	6	2	6	.287
Feb 27	SOUTHEASTERN L	33	12	12	10	2	0	2	20	8	0	2	1	2	0	1	0	6	27	6	1	8	.295
Mar 01	vs Sam Houston St	34	5	10	4	3	0	0	13	0	0	1	0	0	1	1	0	6	27	12	2	7	.295
Mar 02	vs Texas Tech	33	4	8	2	1	0	0	9	5	0	1	1	2	1	1	0	9	27	8	0	11	.291
Mar 05	EAST CAROLINA	28	4	6	3	1	0	0	7	5	0	0	0	0	1	1	1	9	27	9	4	7	.285
Mar 06	ARKANSAS-PINE B	36	14	15	13	6	0	0	21	6	1	1	1	2	1	1	0	4	27	9	1	8	.296
Mar 08	MAINE	37	9	14	8	3	0	1	20	2	0	4	1	0	0	0	0	5	27	8	1	6	.302
Mar 08	MAINE	30	5	8	3	1	0	1	12	4	2	2	1	0	0	1	1	5	27	7	2	6	.300
Mar 10	MAINE	35	9	11	9	1	0	2	18	3	1	6	0	2	0	0	1	5	27	10	0	7	.301
Mar 13	GRAMBLING	41	18	18	16	4	2	1	29	8	0	1	1	0	0	1	0	9	27	6	2	8	.311
*Mar 15	at Florida	35	6	10	5	2	0	1	15	4	0	0	0	1	2	0	0	7	27	5	0	9	.309
*Mar 16	at Florida	45	10	17	8	6	0	3	32	0	0	0	0	0	0	0	0	9	27	12	2	8	.314
*Mar 16	at Florida	34	2	8	2	3	0	0	11	1	0	0	0	0	1	0	0	5	24	7	0	7	.310
Mar 19	LITTLE ROCK	40	15	15	13	3	2	0	22	8	0	2	0	0	0	0	1	6	27	9	0	9	.314
Mar 20	at Samford	37	6	11	6	1	1	0	14	7	0	2	0	1	0	0	1	5	27	8	1	12	.313
*Mar 22	AUBURN	37	5	7	3	2	0	0	9	3	0	0	0	2	0	0	0	7	27	10	1	10	.307
*Mar 23	AUBURN	41	15	20	12	5	0	1	28	8	0	1	1	0	0	1	1	7	27	13	0	11	.316
*Mar 24	AUBURN	45	20	21	20	8	0	2	35	5	0	3	0	1	0	1	0	6	27	10	3	8	.323
Totals		903	227	292	199	73	6	24	449	110	6	36	9	21	7	11	10	150	675	226	24	199	.323

Pitching

Date	Opponent	ip	h	r	er	bb	so	2b	3b	hr	wp	bk	hbp	dp	ibb	score	w-l	sv	era
Feb 15	YOUNGSTOWN ST	9.0	5	3	3	1	18	1	0	1	1	0	1	0	0	14-3	1-0	0	3.00
Feb 16	YOUNGSTOWN ST	9.0	3	2	2	5	15	0	0	1	1	0	1	0	0	14-2	2-0	0	2.50
Feb 16	YOUNGSTOWN ST	9.0	7	0	0	2	10	0	0	0	1	0	1	1	0	8-0	3-0	0	1.67
Feb 20	UAB	9.0	9	2	2	2	10	0	0	0	1	0	1	0	0	3-2	4-0	1	1.75
Feb 22	SOUTHERN MISS	10.0	3	1	1	2	16	0	0	0	1	0	1	0	0	0-1	4-1	1	1.57
Feb 23	SOUTHERN MISS	9.0	4	1	1	1	11	0	1	0	3	0	1	1	0	8-1	5-1	1	1.47
Feb 24	SOUTHERN MISS	9.0	8	3	3	8	10	1	0	1	2	0	0	1	1	4-3	6-1	1	1.69
Feb 26	JACKSON STATE	9.0	8	4	1	1	11	2	0	0	1	0	2	0	0	17-4	7-1	1	1.60
Feb 27	SOUTHEASTERN L	9.0	2	0	0	2	14	0	0	0	1	0	1	1	0	12-0	8-1	1	1.43
Mar 01	vs Sam Houston St	9.0	11	4	2	0	9	1	1	0	0	0	1	0	0	5-4	9-1	2	1.48
Mar 02	vs Texas Tech	9.0	3	2	2	1	12	0	0	0	2	1	0	0	0	4-2	10-1	3	1.53
Mar 05	EAST CAROLINA	9.0	4	1	1	1	14	2	0	0	1	0	4	1	0	4-1	11-1	4	1.49
Mar 06	ARKANSAS-PINE B	9.0	5	1	1	4	8	1	0	0	1	0	0	1	1	14-1	12-1	4	1.45
Mar 08	MAINE	9.0	7	2	1	2	13	3	0	0	0	0	0	1	0	9-2	13-1	5	1.42
Mar 08	MAINE	9.0	6	1	1	0	13	0	0	0	1	1	0	0	0	5-1	14-1	5	1.39
Mar 10	MAINE	9.0	9	8	8	7	10	1	0	0	1	0	1	1	0	9-8	15-1	6	1.80
Mar 13	GRAMBLING	9.0	6	1	0	3	11	0	0	0	1	0	1	0	0	18-1	16-1	6	1.69
*Mar 15	at Florida	9.0	6	5	5	4	13	0	0	1	1	0	1	0	0	6-5	17-1	6	1.88
*Mar 16	at Florida	9.0	11	5	5	0	12	3	0	1	0	0	1	0	0	10-5	18-1	7	2.04
*Mar 16	at Florida	8.0	8	4	4	2	6	2	0	1	0	1	1	0	0	2-4	18-2	7	2.15
Mar 19	LITTLE ROCK	9.0	5	4	4	6	12	2	0	0	2	0	3	0	0	15-4	19-2	7	2.24
Mar 20	at Samford	9.0	10	4	3	3	14	1	0	1	0	0	2	0	0	6-4	20-2	8	2.27
*Mar 22	AUBURN	9.0	9	6	6	3	11	2	1	2	0	0	0	0	0	5-6	20-3	8	2.43
*Mar 23	AUBURN	9.0	4	2	2	1	9	2	0	0	0	0	1	0	0	15-2	21-3	8	2.42
*Mar 24	AUBURN	9.0	21	15	14	3	8	3	0	2	1	0	2	1	0	20-15	22-3	8	2.88
Totals		225.0	174	81	72	64	290	27	3	11	23	3	27	9	2	227-81	22-3	8	2.88



Non-Starter Statistics

Player	avg	gp-gs	ab	r	h	2b	3b	hr	rbi	tb	slg%	bb	hp	so	gdp	ob%	sf	sh	sb-att	po	a	e	fld%
8 Skelton, Dustin	1.000	2-0	1	0	1	1	0	0	0	2	2.000	0	0	0	0	1.000	0	0	0-0	0	0	0	.000
20 Hancock, Luke	.500	6-0	8	2	4	1	0	0	6	5	.625	1	0	2	0	.556	0	0	0-0	6	0	0	1.000
27 Brock, Bryce	.500	1-0	2	1	1	0	0	0	1	1	.500	0	0	0	0	.500	0	0	0-0	0	0	0	.000
12 Jones, Hayden	.400	5-0	5	0	2	1	0	0	2	3	.600	1	0	1	0	.500	0	0	0-0	11	0	1	.917
32 Jordan, Landon	.364	10-0	11	5	4	2	0	0	3	6	.545	2	0	2	1	.462	0	0	0-0	1	1	0	1.000
33 Cumbest, Brad	.273	11-0	11	2	3	2	0	0	2	5	.455	1	0	4	0	.333	0	0	0-0	4	0	0	1.000
10 Hatcher, Josh	.250	5-0	4	1	1	0	0	0	1	1	.250	2	0	2	0	.500	0	0	0-0	0	1	0	1.000
34 Gilbert, Marshall	.200	12-0	15	0	3	2	0	0	0	5	.333	2	0	8	0	.294	0	0	0-0	11	0	0	1.000
3 Ginn, JT	.000	3-0	3	0	0	0	0	0	0	0	.000	0	0	1	0	.000	0	0	0-0	0	0	0	.000
2 Halter, Gunner	.000	1-0	1	1	0	0	0	0	1	0	.000	1	0	0	0	.500	0	0	0-0	1	0	0	1.000

31 Bell, Benjamin	.000	7-0	0	3	0	0	0	0	0	0	.000	0	0	0	0	.000	0	0	0-0	0	0	0	.000
4 Jordan, Rowdey	.000	1-0	0	1	0	0	0	0	0	0	.000	0	0	0	0	.000	0	0	0-0	0	0	0	.000
Totals	.311	25	61	16	19	9	0	0	16	28	.459	10	0	20	1	.408	0	0	0-0	37	15	4	.929
Opponents	.220	25	50	6	11	1	0	1	5	15	.300	4	0	25	1	.273	1	0	1-1	23	17	4	.909

(All games Sorted by Earned run avg)

Player	era	w-l	app	gs	cg	sho	sv	ip	h	r	er	bb	so	2b	3b	hr	b/avg	wp	hp	bk	sfa	sha
39 Spring, Tyler	0.00	1-0	4	0	0	0/0	0	5.0	3	0	0	0	7	1	0	0	.167	0	1	0	0	0
37 Cerantola, Eric	0.00	1-0	2	0	0	0/0	0	3.0	0	1	0	5	6	0	0	0	.000	0	0	0	0	0
46 Barlow, Trysten	0.93	1-1	10	0	0	0/1	0	9.2	8	2	1	1	15	1	0	0	.222	2	2	0	0	0
14 Self, Riley	0.96	1-0	9	0	0	0/1	0	9.1	9	1	1	1	6	1	0	0	.257	2	0	0	0	0
19 Liebelt, Jared	2.30	0-0	10	0	0	0/2	2	15.2	12	6	4	2	13	4	1	1	.207	0	0	0	1	0
41 White, Colby	2.70	1-1	10	0	0	0/1	0	10.0	8	3	3	0	16	1	0	0	.222	0	1	0	0	0
27 Brock, Bryce	3.60	0-0	3	0	0	0/0	0	5.0	7	4	2	3	6	0	0	0	.318	0	1	0	0	0
6 Smith, Brandon	3.68	0-0	12	0	0	0/1	0	14.2	11	6	6	2	15	2	1	1	.208	1	3	0	0	1
16 Eagan, Jack	3.68	1-0	6	0	0	0/1	0	7.1	3	3	3	4	12	1	0	1	.130	0	4	0	0	0
24 Gordon, Cole	4.20	3-0	11	0	0	0/0	6	15.0	11	7	7	7	24	0	0	1	.200	2	1	0	2	0
55 Price, Spencer	4.50	0-0	7	0	0	0/0	0	6.0	7	4	3	5	9	1	0	1	.292	1	0	0	0	1
13 Plumlee, Peyton	9.00	0-0	3	0	0	0/0	0	5.0	3	5	5	3	6	1	0	0	.150	1	2	0	0	0
Totals	2.98	9-2	25	0	0	2/2	8	105.2	82	42	35	33	135	13	2	5	.210	9	15	0	3	2
Opponents	9.39	2-8	25	0	0	1/1	2	107.1	166	136	112	69	84	46	3	10	.346	28	13	2	6	3

National Rankings (Games through March 10)


Hitting	NCAA	SEC	Total	Hitting	Name	NCAA	SEC	Total	Hitting (cont.)	Name	NCAA	SEC	Total
Batting Average	4	1	0.323	Batting Average	Jake Mangum	34	3	0.411	Sacrifice Flies	Elijah MacNamee	11	1	4
Slugging Percentage	6	1	0.497		Jordan Westburg	152	13	0.365		Tanner Allen	58	5	3
On Base Percentage	20	4	0.405	Slugging Percentage	Elijah MacNamee	163	14	0.36	Stolen Bases	Jake Mangum	17	2	15
Hits	3	1	292		Jordan Westburg	130	13	0.604	Total Bases	Justin Foscue	22	3	62
Runs	2	1	227		Justin Foscue	167	16	0.585		Jake Mangum	22	3	62
Runs Per Game	5	1	9.1	On Base Percentage	Dustin Skelton	169	17	0.583		Jordan Westburg	46	7	58
Doubles	1	1	73		Elijah MacNamee	91	6	0.482	Toughest to Strike Out	Jake Mangum	4	1	22.4
Doubles Per Game	2	1	2.92		Jordan Westburg	134	10	0.47					
Triples	80	3	6	Hits	Jake Mangum	2	1	46	Pitching	Name	NCAA	SEC	Total
Triples Per Game	129	7	0.24		Justin Foscue	31	4	36	Victories	JT Ginn	1	1	6
Home Runs	26	7	24		Jordan Westburg	44	7	35		Eric Cerantola	115	16	3
Home Runs Per Game	46	7	0.96	Runs	Elijah MacNamee	138	19	31		Cole Gordon	115	16	3
Base on Balls	77	12	110		Jordan Westburg	12	2	30	Saves	Cole Gordon	14	3	6
Hit by Pitch	169	12	21		Elijah MacNamee	20	5	28	Earned Run Average	Ethan Small	77	7	1.75
Sacrifice Bunts	195	9	7		Jake Mangum	20	5	28		JT Ginn	194	17	2.58
Sacrifice Flies	78	9	11		Justin Foscue	48	9	26	Hits Allowed Per Nine Innings	Ethan Small	27	7	4.75
Stolen Bases	51	7	36		Tanner Allen	117	27	23		JT Ginn	102	10	6.1
Stolen Bases Per Game	73	7	1.44	Runs Batted In	Rowdey Jordan	117	27	23	WHIP	Ethan Small	13	4	0.75
					Tanner Allen	38	6	27		JT Ginn	20	5	0.78
Pitching	NCAA	SEC	Total		Justin Foscue	52	10	26	Walks Allowed Per Nine Innings	JT Ginn	23	5	0.94
Earned Run Average	16	4	2.92	Doubles	Jordan Westburg	72	17	25		---			
Hits Allowed Per Nine Innings	10	5	6.96		Elijah MacNamee	89	21	24	Hit Batters				
WHIP	5	3	1.06		Jake Mangum	89	21	24	Strikeout-to-Walk Ratio	JT Ginn	10	2	12.25
Walks Allowed Per Nine Innings	2	1	2.56		Jake Mangum	12	1	11		Ethan Small	39	8	7.25
Hit Batters	86	2	27		Jordan Westburg	22	4	10	Strikeouts	Ethan Small	5	1	58
Strikeout-to-Walk Ratio	1	1	4.53		Elijah MacNamee	50	8	9		JT Ginn	27	6	49
Strikeouts Per Nine Innings	1	1	11.6		Tanner Allen	104	15	8	Strikeouts Per Nine Innings	Ethan Small	6	1	14.5
Shutouts	34	8	2	Triples	Justin Foscue	104	15	8		JT Ginn	85	12	11.5
Fielding	NCAA	SEC	Total		Josh Hatcher	93	4	2	Pitching Appearances	Brandon Smith	51	4	12
Fielding Percentage	64	8	0.974	Home Runs	Jordan Westburg	93	4	2		Cole Gordon	116	7	11
Double Plays	252	12	9		Justin Foscue	45	8	6	Games Started	JT Ginn	19	2	6
Double Plays Per Game	281	13	0.36		Dustin Skelton	89	14	5		Keegan James	19	2	6
				Base on Balls	Elijah MacNamee	48	7	20		Ethan Small	19	2	6
				Hit by Pitch	Jordan Westburg	77	4	7	Complete Games	---			
				Sacrifice Bunts	Gunner Halter	53	2	4					



Media Roster



2 | Gunner Halter
IF | R/R | Jr.
Overland Park, Kan.



3 | JT Ginn
RHP/IF | R/R | Fr.
Brandon, Miss.



4 | Rowdey Jordan
IF/OF | S/R | So.
Auburn, Ala.



5 | Tanner Allen
IF/OF | L/R | So.
Theodore, Ala.



6 | Brandon Smith
RHP/IF | R/R | Fr.
Richland, Miss.



8 | Dustin Skelton
C | R/R | Jr.
Olive Branch, Miss.



10 | Josh Hatcher
IF/OF | L/L | So.
Albany, Ga.



11 | Jordan Westburg
IF | R/R | So.
New Braunfels, Texas



12 | Hayden Jones
C | L/R | Fr.
Huntersville, Ind.



13 | Peyton Plumlee
RHP | R/R | Sr.
Olive Branch, Miss.



14 | Riley Self
RHP | R/R | Jr.
Coldwater, Miss.



15 | Jake Mangum
OF | S/L | Sr.
Pearl, Miss.



16 | Jack Eagan
LHP | L/L | R-Jr.
Wautoma, Wis.




17 | Justin Foscue
IF | R/R | So.
Huntsville, Ala.



18 | Keegan James
RHP | R/R | R-Jr.
Southaven, Miss.



19 | Jared Liebelt
RHP | R/R | Sr.
Aurora, Ill.



20 | Luke Hancock
C | L/R | Fr.
Houston, Miss.



23 | Tucker Childers
C/IF | L/R | Jr.
Ripley, Miss.



24 | Cole Gordon
RHP | R/R | Grad.
Tampa, Fla.



27 | Bryce Brock
LHP/OF | L/L | Fr.
Hernando, Miss.



28 | Christian MacLeod
LHP | L/L | Fr.
Huntsville, Ala.



31 | Benjamin Bell
OF | L/R | Fr.
Madison, Miss.



32 | Landon Jordan
IF | L/R | Fr.
Poplarville, Miss.




33 | Brad Cumbest
OF | R/R | Fr.
Hurley, Miss.



34 | Marshall Gilbert
C | R/R | Sr.
Kenosha, Wis.



35 | Basiel Williams
OF | S/R | Fr.
Hammond, La.



36 | Hunter Blalock
OF | R/R | Fr.
Madison, Miss.



37 | Eric Cerantola
RHP | R/R | Fr.
Oakville, Ontario



38 | JP Elkins
RHP | R/R | So.
Ridgeland, Miss.



39 | Tyler Spring
RHP | R/R | R-Jr.
Wiggins, Miss.



40 | Elijah MacNamee
OF | R/R | Sr.
Cypress, Texas



41 | Colby White
RHP | R/R | Jr.
Foxworth, Miss.



43 | Kale Breaux
LHP | R/L | R-Jr.
Sulphur, La.



44 | Ethan Small
LHP | L/L | R-Jr.
Lexington, Tenn.



46 | Trysten Barlow
LHP | L/L | R-Jr.
Halls, Tenn.



55 | Spencer Price
RHP | R/R | R-Jr.
Olive Branch, Miss.



22 | Chris Lemonis
Head Coach
First Season



22 | Jake Gautreau
Assistant Coach
Second Season



42 | Scott Foxhall
Assistant Coach
First Season



0 | Kyle Cheesebrough
Assistant Coach
First Season