



129 SEASONS
37 NCAA TOURNAMENT APPEARANCES
14 MLB FIRST ROUND DRAFT PICKS
11 SEC CHAMPIONSHIPS
10 COLLEGE WORLD SERIES APPEARANCES
7 SEC TOURNAMENT TITLES



GAME 27-29
LSU
NOTES

2019 Schedule & Results

February			(8-1)
15	YOUNGSTOWN STATE	SECN+	W, 14-3
16	YOUNGSTOWN STATE-1	SECN+	W, 14-2
	YOUNGSTOWN STATE-2	SECN+	W, 8-0
20	UAB	SECN+	W, 3-2
22	#21 SOUTHERN MISS	SECN+	L, 0-1 (10 Inn.)
23	#21 SOUTHERN MISS	SECN+	W, 8-1
24	#21 SOUTHERN MISS	SECN+	W, 4-3
26	JACKSON STATE	SECN+	W, 17-4
27	SOUTHEASTERN LOUISIANA	SECN+	W, 12-0

March (12-1)

Frisco Classic (Frisco, Texas)

1	vs. Sam Houston State	FloLive.tv	W, 5-4
2	vs. #8 Texas Tech	FloLive.tv	W, 4-2
3	vs. Nebraska	FloLive.tv	Canceled
5	ECU	SECN+	W, 4-1
6	ARKANSAS-PINE BLUFF	SECN+	W, 14-1
8	MAINE-1	SECN+	W, 9-2
	MAINE-2	SECN+	W, 5-1
10	MAINE	SECN+	W, 9-8
13	GRAMBLING	SECN+	W, 18-1
15	at #4 Florida *	SECN+	W, 6-5
16	at #4 Florida-1 *	SEC Network	W, 10-4
	at #4 Florida-2 *	SEC Network	L, 2-4
19	LITTLE ROCK	SECN+	W, 15-4
20	at Samford	ESPN3/ESPN+	W, 6-4
22	#16 AUBURN *	SECN+	L, 5-6
23	#16 AUBURN *	SECN+	W, 15-2
24	#16 AUBURN *	SECN+	W, 20-25
26	MISSISSIPPI VALLEY STATE	SECN+	W, 18-5
28	LSU *	ESPNU	6 p.m.
29	LSU *	SEC NETWORK	6 p.m.
30	LSU *	SECN+	2 p.m.

April

3	ULM	SECN+	6:30 p.m.
5	at Tennessee *	SECN+	5:30 p.m.
6	at Tennessee *	SECN+	5 p.m.
7	at Tennessee *	SECN+	1 p.m.
10	SOUTH ALABAMA	SECN+	6:30 p.m.
12	ALABAMA *	SECN+	6:30 p.m.
13	ALABAMA *	SECN+	3 p.m.
14	ALABAMA *	SEC NETWORK	3 p.m.
16	TEXAS SOUTHERN	SECN+	6:30 p.m.
18	at Arkansas *	ESPNU	8 p.m.
19	at Arkansas *	SECN+	6:30 p.m.
20	at Arkansas *	SECN+	2 p.m.

Governor's Cup (Pearl, Miss.)

23	vs. Ole Miss	---	6 p.m.
26	GEORGIA *	SECN+	6:30 p.m.
27	GEORGIA *	SEC NETWORK	Noon
28	GEORGIA *	SECN+	1 p.m.

May

2	at Texas A&M *	SEC Network	6 p.m.
3	at Texas A&M *	SECN+	6:35 p.m.
4	at Texas A&M *	SEC Network	2 p.m.
8	MEMPHIS	SECN+	6:30 p.m.
10	at Ole Miss *	SECN+	6:30 p.m.
11	at Ole Miss *	SECN+	4 p.m.
12	at Ole Miss *	ESPN2	Noon
16	SOUTH CAROLINA *	SECN+	6:30 p.m.
17	SOUTH CAROLINA *	SECN+	6:30 p.m.
18	SOUTH CAROLINA *	SECN+	1 p.m.

Rankings from Baseball America
All times central and subject to change
HOME GAMES IN BOLD CAPS
* - Southeastern Conference game

Mississippi State

Record (SEC): 23-3 (4-2)
H/A/N: 18-2 / 3-1 / 2-0
Rankings: Baseball America - 2, CBN - 4
D1Baseball - 2, NCBWA - 3
Perfect Game - 2, USA Today - 2

Head Coach: Chris Lemonis
Record at MSU (Yrs.): 23-3 (1st)
Career Record (Yrs): 164-94-2 (5th)

Batting Average: .327
Runs Per-Game: 9.4
Hits Per-Game: 11.9
Slugging Percentage: .502

ERA: 2.92
K's/BB Ratio: 4.43/1
Batting Average Against: .205

First Year of Baseball: 1885 (129th season)
Program Record: 2,663-1,564-29 (.629)

LSU

Record (SEC): 17-8 (4-2)
H/A/N: 16-2 / 1-6 / --
Rankings: Baseball America - 17, CBN - 12
D1Baseball - 17, NCBWA - 14
Perfect Game - 16, USA Today - 15

Head Coach: Paul Mainieri
Record at LSU (Yrs.): 568-237-3 (13th)
Career Record (Yrs): 1432-729-7 (37th)

Batting Average: .274
Runs Per-Game: 7.1
Hits Per-Game: 9.0
Slugging Percentage: .414

ERA: 4.14
K's/BB Ratio: 1.94/1
Batting Average Against: .222

The Rotation

Tuesday, March 26, 2019

MSU: Ethan Small, LHP, R-Jr. 2-0, 1.75 ERA
LSU: Zack Hess, RHP, Jr. 2-1, 2.97 ERA

Saturday, March 23, 2019

MSU: JT Ginn, RHP, Fr. 6-0, 2.58 ERA
LSU: Cole Henry, RHP, Fr. 1-1, 3.24 ERA

Sunday, March 24, 2019

MSU: TBA
LSU: Eric Walker, RHP, So. 1-1, 6.04 ERA

Gameday Information

No. 17 LSU at No. 2 Mississippi State

Dudy Noble Field (Starkville, Miss.)

	Thursday	Friday	Saturday
First Pitch:	6 p.m.	6 p.m.	2 p.m.
TV:	ESPNU	SEC Network	---
Internet Stream:	SEC Network+	SEC Network+	SEC Network+
Radio:	Local Only (96.1 FM locally)	MSU Radio Network (96.1 FM locally)	MSU Radio Network (96.1 FM locally)
Audio Stream:	HailState.com/plus	HailState.com/plus	HailState.com/plus

The First Pitch

What's Inside

- With an 18-run outburst on Tuesday against Mississippi Valley State, the 2019 squad accomplished something that only two other Diamond Dawg programs have done. **MORE ON PAGE 6**
- State has pushed its name into the top five in all six major polls, including a No. 2 ranking in five of those, marking the highest ranking for the program since 2016. **MORE ON PAGE 5 & 6**
- Senior **Elijah MacNamee** and sophomore **Jordan Westburg** picked up back-to-back SEC Player of the Week honors on March 18 and 25. **MORE ON PAGE 8**
- Mississippi State and LSU have met 397 times prior to this weekend's three-game series in Starkville. MSU owns a 212-184-1 edge on the all-time ledger. **MORE ON PAGE 5**
- MSU is off to its best start since the 2006 season at 22-3. The 2006 squad won 18-straight to begin that season. **MORE ON PAGE 6**
- Senior **Jake Mangum** has moved into the top-10 on the all-time SEC hits list and continues to chase the Mississippi State and SEC all-time hit records. **MORE ON PAGE 9**
- Redshirt-junior **Ethan Small** ranks No. 5 nationally in strikeouts (58) in the latest NCAA statistical rankings. **MORE ON PAGE 7, 10 & 23**
- Head coach **Chris Lemonis** won his first four games as Mississippi State skipper. Lemonis is one of nine MSU head coaches to win his first career game and one of three to start 4-0 or better. **BIO ON PAGE 3, MORE ON PAGE 7**

Starting Nine

Pos.	Name	Yr.	B/T	Ht./Wt.	Avg.	R	H	RBI	Notes
C	Dustin Skelton	Jr.	R/R	6-0/202	.338	18	25	20	Has five home runs in 2019 after hitting one in previous two seasons
1B	Tanner Allen	So.	L/R	5-11/184	.264	26	28	27	Reached base in all six plate appearances against Grambling (3/13)
2B	Gunner Halter	Jr.	R/R	6-3/180	.284	22	21	11	Reached base four times and scored three runs versus Grambling (3/13)
SS	Jordan Westburg	So.	R/R	6-3/191	.376	33	38	29	Earned SEC Player of the Week after hitting .476 in five games from 3/18-24
3B	Justin Foscue	So.	R/R	6-0/201	.349	28	38	28	Leads the team with six home runs
LF	Rowdey Jordan	So.	S/R	5-10/171	.240	25	23	13	Hit .364 with seven RBIs and seven runs scored in five games last week
CF	Jake Mangum	Sr.	S/L	6-1/179	.407	31	48	24	Hitting .444 (20-for-45) when leading off an inning in 2019
RF	Elijah MacNamee	Sr.	R/R	6-3/198	.356	29	32	27	Owens a 20-game reached base streak
DH	Brad Cumbest	Fr.	R/R	6-5/245	.353	3	6	3	Had three hits in first career start on Sunday vs. Auburn (3/24)
-or-	Josh Hatcher	So.	L/L	6-2/175	.400	3	12	8	Hitting .357 with five hits and two RBIs in SEC play

* Based on the previous games



2019 Roster

Numerical

#	Name	Pos.	B/T	Ht.	Wt.	Yr.	Hometown/High School (Previous School)
2	Gunner Halter	IF	R/R	6-3	180	Jr.	Overland Park, Kan./Blue Valley (Seminole State (Okla.) College)
3	JT Ginn	RHP/IF	R/R	6-2	192	Fr.	Brandon, Miss./Brandon
4	Rowdey Jordan	IF/OF	S/R	5-10	171	So.	Auburn, Ala./Auburn
5	Tanner Allen	IF/OF	L/R	5-11	184	So.	Theodore, Ala./UMS- Wright Prep
6	Brandon Smith	RHP/IF	R/R	6-3	180	Fr.	Richland, Miss./Richland
8	Dustin Skelton	C	R/R	6-0	202	Jr.	Olive Branch, Miss./Magnolia Heights School
10	Josh Hatcher	IF/OF	L/L	6-2	175	So.	Albany, Ga./Lee County
11	Jordan Westburg	IF	R/R	6-3	191	So.	New Braunfels, Texas/New Braunfels
12	Hayden Jones	C	L/R	6-0	185	Fr.	Huntertown, Ind./Carroll
13	Peyton Plumlee	RHP	R/R	6-3	201	Sr.	Olive Branch, Miss./Lewisburg (Northwest Mississippi C.C.)
14	Riley Self	RHP	R/R	6-4	241	Jr.	Coldwater, Miss./Magnolia Heights School
15	Jake Mangum	OF	S/L	6-1	179	Sr.	Pearl, Miss./Jackson Prep
16	Jack Eagan	LHP	L/L	6-3	235	R-Jr.	Wautoma, Wis./Wautoma (Madison C.C.)
17	Justin Foscue	IF	R/R	6-0	201	So.	Huntsville, Ala./Virgil Grissom
18	Keegan James	RHP	R/R	6-2	214	R-Jr.	Southaven, Miss./DeSoto Central
19	Jared Liebelt	RHP	R/R	6-0	169	Sr.	Aurora, Ill./West Aurora (Waubonsee C.C.)
20	Luke Hancock	C	L/R	5-11	170	Fr.	Houston, Miss./Houston
23	Tucker Childers	C/IF	L/R	6-3	235	Jr.	Ripley, Miss./Ripley (Northeast Mississippi C.C.)
24	Cole Gordon	RHP/DH	L/R	6-5	244	Gr.	Tampa, Fla./Steinbrenner
27	Bryce Brock	LHP/OF	L/L	6-0	165	Fr.	Hernando, Miss./Lewisburg
28	Christian MacLeod	LHP	L/L	6-3	215	Fr.	Huntsville, Ala./Huntsville
31	Benjamin Bell	OF	L/R	5-9	180	Fr.	Madison, Miss./Germantown
32	Landon Jordan	IF	L/R	6-0	180	Fr.	Poplarville, Miss./Hancock
33	Brad Cumbest	OF	R/R	6-5	245	Fr.	Hurley, Miss./East Central
34	Marshall Gilbert	C	R/R	6-0	203	Sr.	Kenosha, Wis./Westosha Central (John A. Logan C.C.)
35	Basiel Williams	OF	S/R	6-3	180	Fr.	Hammond, La./Ponchatoula
36	Hunter Blalock	OF	R/R	6-5	195	Fr.	Madison, Miss./Madison Central
37	Eric Cerantola	RHP	R/R	6-5	195	Fr.	Oakville, Ontario/Ecole Secondaire Catholique Sainte-Trinite
38	JP Elkins	RHP	R/R	6-1	190	So.	Ridgeland, Miss./Ridgeland (Hinds C.C.)
39	Tyler Spring	RHP	R/R	6-4	202	R-Jr.	Wiggins, Miss./Stone (Jones County C.C.)
40	Elijah MacNamee	OF	R/R	6-3	198	Sr.	Cypress, Texas/Cypress Ranch (Blinn C.C.)
41	Colby White	RHP	R/R	6-0	190	Jr.	Foxworth, Miss./West Marion (Pearl River C.C.)
43	Kale Breaux	LHP	R/L	5-11	193	R-Jr.	Sulphur, La./Sulphur
44	Ethan Small	LHP	L/L	6-3	214	R-Jr.	Lexington, Tenn./Lexington
46	Trysten Barlow	LHP	L/L	6-1	215	R-Jr.	Halls, Tenn./Dyer County
55	Spencer Price	RHP	R/R	6-2	228	R-Jr.	Olive Branch, Miss./DeSoto Central (Meridian C.C.)

22 Chris Lemonis - Head Coach (First Season at Mississippi State, Fifth Overall; The Citadel, 1992)

21 Jake Gautreau - Assistant Coach (Second Season; Tulane, 2011)

42 Scott Foxhall - Assistant Coach (First Season; College of Charleston, 2004)

0 Kyle Cheesebrough - Volunteer Assistant Coach (First Season; Louisville, 2010)

Roger Rodeheaver - Coordinator of Operations (First Season; Indiana, 2010)

Tyler Younger - Coordinator of Player Development (First Season; Methodist College, 2013)

Seth Diters - Strength and Conditioning Coach (First Season; Springfield College, 2008)

Jason Wire - Associate Athletic Trainer (Ninth Season; St. Cloud State, 2006)

Alphabetical

#	Name	Pos.	B/T	Ht.	Wt.	Yr.
5	Tanner Allen	IF/OF	L/R	5-11	184	So.
46	Trysten Barlow	LHP	L/L	6-1	215	R-Jr.
31	Benjamin Bell	OF	L/R	5-9	180	Fr.
36	Hunter Blalock	OF	R/R	6-5	195	Fr.
43	Kale Breaux	LHP	R/L	5-11	193	R-Jr.
27	Bryce Brock	LHP/OF	L/L	6-0	165	Fr.
0	Kyle Cheesebrough	Assistant Coach				
37	Eric Cerantola	RHP	R/R	6-5	195	Fr.
23	Tucker Childers	C/IF	L/R	6-3	235	Jr.
33	Brad Cumbest	OF	R/R	6-5	245	Fr.
16	Jack Eagan	LHP	L/L	6-3	235	R-Jr.
38	JP Elkins	RHP	R/R	6-1	190	So.
17	Justin Foscue	IF	R/R	6-0	201	So.
42	Scott Foxhall	Assistant Coach				
21	Jake Gautreau	Assistant Coach				
34	Marshall Gilbert	C	R/R	6-0	203	Sr.
3	JT Ginn	RHP/IF	R/R	6-2	192	Fr.
24	Cole Gordon	RHP/DH	L/R	6-5	244	Gr.
2	Gunner Halter	IF	R/R	6-3	180	Jr.
20	Luke Hancock	C	L/R	5-11	170	Fr.
10	Josh Hatcher	IF/OF	L/L	6-2	175	So.
18	Keegan James	RHP	R/R	6-2	214	R-Jr.
12	Hayden Jones	C	L/R	6-0	185	Fr.
4	Rowdey Jordan	IF/OF	S/R	5-10	171	So.
32	Landon Jordan	IF	L/R	6-0	180	Fr.
22	Chris Lemonis	Head Coach				
19	Jared Liebelt	RHP	R/R	6-0	169	Sr.
28	Christian MacLeod	LHP	L/L	6-3	215	Fr.
40	Elijah MacNamee	OF	R/R	6-3	198	Sr.
15	Jake Mangum	OF	S/L	6-1	179	Sr.
13	Peyton Plumlee	RHP	R/R	6-3	201	Sr.
55	Spencer Price	RHP	R/R	6-2	228	R-Jr.
14	Riley Self	RHP	R/R	6-4	241	Jr.
8	Dustin Skelton	C	R/R	6-0	202	Jr.
44	Ethan Small	LHP	L/L	6-3	214	R-Jr.
6	Brandon Smith	RHP/IF	R/R	6-3	180	Fr.
39	Tyler Spring	RHP	R/R	6-4	202	R-Jr.
11	Jordan Westburg	IF	R/R	6-3	191	So.
41	Colby White	RHP	R/R	6-0	190	Jr.
35	Basiel Williams	OF	S/R	6-3	180	Fr.

Program Quick Facts

School Information

Location	Starkville, Mississippi
Founded	1878
Enrollment	22,201
President	Dr. Mark E. Keenum
Faculty Representative	Dr. Steven Turner
Director of Athletics	John Cohen
Twitter	@JohnCohenAD
Affiliation	NCAA Division I
Conference	Southeastern - Western Division
Nickname	Bulldogs
Colors	Maroon and White
Athletic Department Phone	(662) 325-2532
Ticket Office Phone	(662) 325-2600

Stadium

Name	Dudy Noble Field, Polk-DeMent Stadium
Capacity	15,000+
Field Dimensions	Left-330, Left Center-385, Center-400, Right Center-380, Right-305
Press Box Phone	(662) 325-3776

2018 Team Information

Overall Record (SEC; Finish)	39-29 (15-15; T3rd in West)
Home/Away/Neutral	16-7/10-17/13-5
Postseason	College World Series
Lettermen Returning/Lost	18/11
Position Starters Returning/Lost (120+ ABs)	8/2
Pitchers Returning/Lost (Min. 5 app.)	5/7
Newcomers	17 (11 Freshmen, 6 Transfers)

Program Information

First Year of Baseball	1885 (129th season)
First Year in SEC	1933 (Charter Member)
All-Time Record (Win %)	2,663-1,564-29 (.629)
All-Time SEC Record (Win %)	942-814-3 (.536)
SEC Championships (Last)	11 (2016)
SEC Tournament Championships (Last)	7 (2012)
NCAA Tournaments (Last)	37 (2018)
NCAA Super Regionals (Last)	8 (2018)
College World Series (Last)	10 (2018)

Pronunciation Guide

Trysten Barlow	TRIS-ten
Hunter Blalock	BLAY-lock
Kale Breaux	BRO
Eric Cerantola	Sare-an-TOE-la
Jack Eagan	E-ginn (hard G)
Justin Foscue	Foss-Q
Jake Gautreau	Go-tro (both long O)
Rowdey Jordan	Rouw-D
Chris Lemonis	LUH-moan-iss
Jared Liebelt	LEE-belt
Christian MacLeod	Mc-CLOUD
Elijah MacNamee	Mac-NUH-me
Basiel Williams	Basil (like the spice)



CHRIS LEMONIS

Head Coach | First Season at Mississippi State (Fifth Overall)



When Chris Lemonis stepped to the podium on June 25, 2018 at Dudy Noble Field to become the 18th head baseball coach in Mississippi State's storied history, a journey of nearly 40 years came full circle. The son of a 1973 State graduate, Lemonis resided in Starkville as a child and now returned to lead one of the perennial powerhouses in college baseball.

One of the top recruiters and player development coaches in the country, Lemonis has seen success at every coaching stop. After helping his alma mater, The Citadel, to five NCAA Regional appearances in 12 seasons as an assistant coach, Lemonis joined college teammate Dan McDonnell's staff at Louisville and quickly turned the Cardinals into a consistent Omaha contender. After helping Louisville to seven postseason berths in eight years, the 2013 American Baseball Coaches Association/Baseball America Assistant Coach of the Year headed to Indiana University to take his first head coaching job in 2015.

In his first season at the helm of Indiana, the Hoosiers found themselves in the NCAA Tournament and, after finishing third in the Big Ten standings during his second season, Lemonis became the first coach in program history to take IU to back-to-back NCAA Tournaments in years three and four. The 2018 Hoosiers took the No. 2 seed into the NCAA Austin Regional, falling in the regional final to eventual College World Series participant Texas. Three of IU's eight appearances in the NCAA Tournament came under Lemonis' watch.

Overall, Lemonis enters his 25th season as a collegiate coach in 2019, making three College World Series appearances as a coach, earning 15 NCAA tournament berths and aiding in three 50-win seasons. His pupils have earned 25 All-America honors, 12 Freshman All-America laurels and 65 have signed professional baseball contracts, with 14 getting the call up to Major League Baseball.

Owning a head coaching record of 141-91-2, Lemonis was also a part of nearly 800 wins as an assistant coach. During his time at Indiana, Lemonis' teams averaged 35.3 wins per season, including a 40-win campaign during his final season in Bloomington. He averaged 39.2 victories per year during his career in an assistant role, bolstered by a 44.9 wins-per-season average at Louisville. The Cardinals were college baseball's winningest program during that eight-year span.

Lemonis' 15 postseason appearances have spanned all three of his coaching stops, with five coming as an assistant at The Citadel, seven during his assistant coaching tenure at Louisville and three as the head coach at Indiana. The Cardinals advanced to the Super Regionals on four occasions, punching a ticket to Omaha three times.

Along with his success on the field, Lemonis has always held academics to the highest standard, as well. In his final season at Indiana, a program-record 16 baseball student-athletes were named to the Big Ten Spring Academic Honor Roll, while 26 Cardinal baseball student-athletes earned ACC Honor Roll selections during his final season in Louisville. Already at Mississippi State, Lemonis has shown his dedication to his student-athletes in the classroom, as the program posted a 3.04 GPA during the fall semester.

Lemonis not only understands what it takes to get to Omaha as a coach but also as a player. A 1992 graduate of The Citadel, Lemonis added a 1990 appearance in the College World Series as a student-athlete. The appearance makes the Bulldogs one of just three school in Southern Conference history (Duke, Wake Forest) and only current member of the conference to advance to Omaha.

A two-time All-Southern Conference honoree, Lemonis led The Citadel in home runs three times. During his senior season, Lemonis led the Bulldogs with a .367 average, 19 doubles, 52 runs, 10 home runs and 66 RBIs. A member of the 1993 All-Southern Conference Tournament team, Lemonis ranks among the top 15 all-time at The Citadel in RBIs (152), home runs (23) and slugging percentage (.538).

Lemonis' father, Thomas, was a 1973 Mississippi State graduate in electrical engineering, with Chris living in Starkville as a newborn during his father's time at State.

A native of Myrtle Beach, S.C., Lemonis and his wife, Jill, have two daughters, Marissa and Mackenzie.

Personal

Hometown:	Myrtle Beach, S.C.
Wife:	Jill Lemonis
Children:	Marissa & Mackenzie Lemonis
College:	The Citadel, 1992

Coaching Career

2019-	Mississippi State Head Coach
2015-18	Indiana Head Coach
2007-14	Louisville Assistant Coach
2003-06	The Citadel Associate Head Coach
1995-2002	The Citadel Assistant Coach

Lemonis Year-by-Year

As a Head Coach

Yr.	School	Record	Postseason
2019	Mississippi State	23-3	--
2018	Indiana	40-19	NCAA Regional
2017	Indiana	34-24-2	NCAA Regional
2016	Indiana	32-24	--
2015	Indiana	35-24	NCAA Regional
Totals	Four Seasons	164-94-2	3 NCAA Regionals

As an Assistant Coach

2014	Louisville	50-17	College World Series
2013	Louisville	51-14	College World Series
2012	Louisville	41-22	NCAA Regional
2011	Louisville	32-29	
2010	Louisville	50-14	NCAA Regional
2009	Louisville	47-18	NCAA Super Regional
2008	Louisville	41-21	NCAA Regional
2007	Louisville	47-24	College World Series
2006	The Citadel	34-27	
2005	The Citadel	25-34	
2004	The Citadel	39-28	NCAA Regional
2003	The Citadel	32-25	
2002	The Citadel	31-26	
2001	The Citadel	38-24	NCAA Regional
2000	The Citadel	39-20	
1999	The Citadel	41-20	NCAA Regional
1998	The Citadel	37-24	NCAA Regional
1997	The Citadel	37-21	
1996	The Citadel	33-26	
1995	The Citadel	39-21	NCAA Regional
Totals	20 Seasons	784-455	15 NCAA Regionals

Four NCAA Super Regionals
Three College World Series





Mississippi State When...

	2018	2019
Overall	39-29	23-3
vs. Top-5 Teams	10-1	2-1
vs. Top-10 Teams	10-1	3-1
vs. Top-25 Teams	18-18	7-3
Non-Conference	24-14	19-1
SEC	15-15	4-2
SEC East	5-7	2-1
SEC West	10-8	2-1
At Home	16-7	18-2
On the Road	10-17	3-1
At Neutral Sites	13-5	2-0
In Day Games	18-15	16-2
In Night Games	21-14	7-1
vs. Teams .500 Or Better	31-24	11-3
vs. Teams Worse Than .500	8-5	11-0
vs. Left-Handed Starter	15-6	7-0
vs. Right-Handed Starter	24-23	16-3
When Starter Receives Decision	21-15	13-1
When Reliever Receives Decision	18-14	10-2
When Starter Goes 5+ Innings	25-12	13-2
When Starter Goes <5 Innings	14-17	10-1
When Scoring First	23-8	15-2
When Opponent Scores First	16-21	8-1
When Leading After 6 Innings	25-5	17-1
When Trailing After 6 Innings	7-22	2-1
When Tied After 6 Innings	7-2	4-1
When Leading After 8 Innings	32-3	22-0
When Trailing After 8 Innings	2-25	0-2
When Tied After 8 Innings	5-1	1-1
In One-Run Games	7-6	5-2
In Two-Run Games	10-1	2-1
In 5+ Run Games	17-9	14-0
Series W-L-T	6-7	5-0-0
Series Sweeps/Times Swept	3/2	2/--
When Scoring 0-2 Runs	1-14	0-2
When Scoring 3-5 Runs	10-13	6-1
When Scoring 6-9 Runs	13-1	6-0
When Scoring 10+ Runs	15-1	11-0
Shutouts/Times Shut Out	3/3	2/1
In Extra Innings	6-3	0-1
When Opponent Scores 4 Runs Or Less	25-8	18-2
When Opponent Scores 5 Runs Or More	14-21	5-1
When Out-Hitting Opponent	28-8	19-1
When Out-Hit by Opponent	7-20	3-1
When Hits Are Equal	4-1	1-1
When Hitting A Home Run	24-9	15-0
When Opponent Hits A Home Run	21-13	7-2
When Errorless	15-12	9-2
When Committing One Error	14-7	6-1
When Committing 2+ Errors	10-10	8-0
When Opponent is Errorless	9-14	2-2
When Opponent Commits One Error	17-11	5-0
When Opponent Commits 2+ Errors	13-4	16-1
Game 1 of Weekend Series	7-8	4-2
Game 2 of Weekend Series	9-6	6-0
Game 3 of Weekend Series	8-7	4-1
Monday	1-0	--
Tuesday	4-2	4-0
Wednesday	6-3	5-0
Thursday	1-1	--
Friday	8-9	5-2
Saturday	10-8	6-1
Sunday	9-6	3-0

Uniform breakdown on page 6

NOTE: Rankings based on Baseball America poll.

How It Was Won

Below is a chart representing how the eventual game-winning run was recorded for Mississippi State in 2019.

Gm	Opponent	Final	Player	Inn.	Outs	Play	Score at Time
1.	Youngstown State	14-3	Tanner Allen	8	--	RBI fielder's choice	3-3
2.	Youngstown State	14-2	Justin Foscue	1	1	Sacrifice fly to right-center field	2-2
3.	Youngstown State	8-0	Justin Foscue	2	--	Solo home run	0-0
4.	UAB	3-2	Jake Mangum	7	2	2RBI single to right field	1-2
5.	--						
6.	Southern Miss	8-1	Jake Mangum	2	2	RBI single through the left side	1-0
7.	Southern Miss	4-3	Tanner Allen *	9	2	RBI double down the right-field line	3-3
8.	Jackson State	17-4	Justin Foscue	3	2	2-run home run to left-center field	3-0
9.	Southeastern Louisiana	12-0	Justin Foscue	1	1	Grand Slam to left field	0-0
10.	vs. Sam Houston State	5-4	Justin Foscue	8	--	Scored on a fielding error by the shortstop	4-4
11.	vs. Texas Tech	4-2	Tanner Allen	5	2	Scored on a fielding error by the shortstop	2-1
12.	East Carolina	4-1	Gunner Halter	5	1	RBI single through the right side	1-0
13.	Arkansas-Pine Bluff	14-1	Marshall Gilbert	2	1	RBI single up the middle	1-0
14.	Maine	9-2	Jordan Westburg	5	1	3-run home run to left field	1-0
15.	Maine	5-1	Dustin Skelton	2	--	2-run home run to left-center field	1-0
16.	Maine	9-8	Elijah MacNamee	8	2	RBI single through the left side	8-8
17.	Grambling	18-1	Josh Hatcher	4	2	RBI double to left-center field	1-1
18.	at Florida	6-5	Elijah MacNamee	9	1	2RBI double to left-center field	4-2
19.	at Florida	10-5	Jordan Westburg	7	--	RBI double to right-center field	5-1
20.	--						
21.	Little Rock	15-4	Elijah MacNamee	2	1	RBI fielder's choice	4-4
22.	at Samford	6-4	Jake Mangum	7	2	RBI single through the left side	4-4
23.	--						
24.	Auburn	15-2	Dustin Skelton	1	1	RBI single to left-center field	2-0
25.	Auburn	20-15	Jordan Westburg	8	1	RBI double to right-center field	15-15
26.	Mississippi Valley State	18-5	Elijah MacNamee	5	--	2RBI single to center field	5-5

* - Walk-off hit





Inside the Series

Series Notes

- Mississippi State and LSU have met 397 times prior to this weekend's three-game series in Starkville, with MSU owning a 212-184-1 edge on the all-time ledger.

Overall	Mississippi State leads 212-184-1
In Starkville	Mississippi State leads 114-73-1
In Baton Rouge	LSU Leads 100-86
Neutral Site Games	Mississippi State leads 12-11
SEC Tournament Games	Tied 9-9
NCAA Postseason Games	LSU leads 3-0
- The first meeting between the two programs came in 1907, with LSU taking two of three games in Starkville.
- Each team has four winning streaks in the series of at least seven games, with Mississippi State owning the longest winning streak at nine games (1911-1915).
- A tie in 1917 was followed by two more Bulldog wins, making it a 12-game unbeaten streak.
- LSU's longest winning streak has been eight games on three occasions, winning all eight games in 1975, claiming eight straight between 1991 and 1992 and running off eight-straight wins from April 24, 2016-March 29, 2018.
- Over the last 10 games, LSU is 9-1 against Mississippi State.

Series History

Year	Location	Result
3/18/2012	Baton Rouge	W, 7-1
5/23/2012	Hoover, Ala. #	W, 3-2
5/25/2012	Hoover, Ala. #	W, 4-3 (10)
3/15/2013	Starkville	L, 4-6 (10)
3/16/2013	Starkville	L, 3-7
3/17/2013	Starkville	W, 10-2
4/4/2014	Baton Rouge	L, 0-3
4/5/2014	Baton Rouge	L, 1-2
4/6/2014	Baton Rouge	L, 4-17
4/30/2015	Starkville	L, 3-5 (14)
5/1/2015	Starkville	L, 4-11
5/2/2015	Starkville	W, 8-7 (12)
4/22/2016	Baton Rouge	W, 12-8
4/23/2016	Baton Rouge	W, 2-1
4/24/2016	Baton Rouge	L, 8-11
5/26/2016	Hoover, Ala. #	L, 2-6
5/18/2017	Starkville	L, 1-3
5/19/2017	Starkville	L, 5-11
5/20/2017	Starkville	L, 7-11
6/10/2017	Baton Rouge !	L, 3-4
6/11/2017	Baton Rouge !	L, 4-14
3/29/2018	Baton Rouge	L, 1-10
3/30/2018	Baton Rouge	W, 4-1
3/31/2018	Baton Rouge	L, 0-4
5/25/2018	Hoover, Ala. #	L, 5-8

- SEC Tournament

! - NCAA Super Regional

Week-by-Week Polls

Week	BA	CB	D1	BW	PG	USA	RPI
Preseason	9	27	14	13	17	15	--
Week 1 - Feb. 18	9	25	14	12	17	--	--
Week 2 - Feb. 25	9	16	12	11	17	--	--
Week 3 - March 4	8	8	7	7	6	8	64
Week 4 - March 11	7	5	6	5	5	5	75
Week 5 - March 18	2	2	2	2	2	4	39
Week 6 - March 25	2	4	2	3	2	2	18
Week 7 - April 1							
Week 8 - April 8							
Week 9 - April 15							
Week 10 - April 22							
Week 11 - April 29							
Week 12 - May 6							
Week 13 - May 13							
Week 14 - May 20							
Week 15 - May 27							
Final Poll							

BA - Baseball America, CB - Collegiate Baseball Newspaper, D1 - D1Baseball,

BW - National Collegiate Baseball Writers Association, PG - Perfect Game,

USA - USA Today Coaches Poll, RPI - NCAA RPI

In The Polls

Baseball America			Collegiate Baseball			D1Baseball			NCBWA			Perfect Game			USA Today/Coaches		
1. UCLA	17-4	1	1. NC State	23-1	1	1. UCLA	17-4	1	1. UCLA	17-4	4	1. UCLA	17-4	1	1. UCLA	17-4	1
2. Mississippi State	22-1	7	2. UCLA	17-4	3	2. Mississippi State	22-3	2	2. Stanford	15-3	3	2. Mississippi State	22-3	2	2. Mississippi State	22-3	4
3. Stanford	15-3	3	3. Arizona State	22-1	5	3. Stanford	15-3	3	3. Mississippi State	22-3	2	3. Stanford	15-3	3	3. Stanford	15-3	T2
4. Vanderbilt	19-5	5	4. Mississippi State	22-3	2	4. Georgia	21-3	5	4. Vanderbilt	19-5	5	4. Oregon State	16-4-1	4	4. NC State	23-1	5
5. NC State	23-1	6	5. Vanderbilt	19-5	6	5. NC State	23-1	6	5. Georgia	21-3	6	5. Vanderbilt	19-5	6	5. Vanderbilt	19-5	6
6. Georgia	21-3	11	6. Stanford	15-3	8	6. Vanderbilt	19-5	8	6. NC State	23-1	10	6. NC State	23-1	8	6. Georgia	21-3	8
7. Texas	17-10	4	7. Oregon State	16-4-1	4	7. Oregon State	16-4-1	7	7. Oregon State	16-4-1	4	7. Georgia	21-3	12	7. Oregon State	16-4-1	T2
8. Oregon State	16-4-1	7	8. Georgia	21-3	9	8. Arkansas	20-4	11	8. Arkansas	20-4	8	8. Arkansas	20-4	10	8. Arkansas	20-4	9
9. North Carolina	18-7	8	9. Arkansas	20-4	10	9. Arizona State	22-1	15	9. Arizona State	22-1	12	9. North Carolina	18-7	9	9. Arizona State	22-1	10
10. Arkansas	20-4	15	10. Coastal Carolina	18-5-1	11	10. Texas A&M	21-5	13	t10. Louisville	18-6	13	10. Auburn	20-4	7	10. Louisville	18-6	7
11. Texas Tech	15-6	13	11. Texas A&M	21-5	19	11. Louisville	18-6	4	t10. Texas Tech	15-6	7	11. Texas A&M	21-5	17	11. Texas A&M	21-5	18
12. Texas A&M	21-5	17	12. LSU	17-7	7	12. Coastal Carolina	18-5-1	17	12. Texas A&M	21-5	19	12. Louisville	18-6	5	12. Auburn	20-4	12
13. East Carolina	18-6	14	13. Auburn	20-4	12	13. Texas	17-10	9	13. Auburn	20-4	14	13. East Carolina	18-6	16	13. Texas Tech	15-6	17
14. Arizona State	22-1	20	14. Texas Tech	15-5	18	14. East Carolina	18-6	20	14. LSU	17-7	9	14. Texas	17-10	11	14. Coastal Carolina	18-5-1	16
15. Florida	16-10	9	15. Clemson	18-6	20	15. Auburn	20-4	12	15. North Carolina	18-7	15	15. Texas Tech	15-6	18	15. LSU	17-7	11
16. Louisville	18-6	10	16. East Carolina	18-6	21	16. North Carolina	18-7	16	16. Coastal Carolina	18-5-1	18	16. LSU	17-7	14	16. Texas	17-10	15
17. LSU	17-7	12	17. UC Santa Barbara	17-3	22	17. LSU	17-7	10	17. Texas	17-10	11	17. Arizona State	22-1	21	17. North Carolina	18-7	13
18. Auburn	20-4	16	18. UC Irvine	15-4	24	18. Texas Tech	15-6	19	18. East Carolina	18-6	21	18. Coastal Carolina	18-5-1	19	18. East Carolina	18-6	21
19. UC Irvine	15-4	22	19. Florida	16-10	13	19. TCU	15-7	22	19. Florida State	17-6	17	19. TCU	15-7	20	19. Oklahoma	21-4	25
20. Coastal Carolina	18-5-1	19	20. Florida State	17-6	14	20. Florida State	17-6	21	20. UC Irvine	15-4	23	20. Florida	16-10	13	20. TCU	15-7	NR
21. Florida State	17-6	21	21. Louisville	18-6	15	21. UC Irvine	15-4	23	21. TCU	15-7	24	21. Ole Miss	17-8	15	21. Florida State	17-6	19
22. Ole Miss	17-8	18	22. North Carolina	18-7	16	22. Oklahoma	21-4	25	22. Florida	16-10	16	22. Florida State	17-6	22	22. Ole Miss	17-8	20
23. TCU	15-7	NR	23. Illinois	17-4	21	23. Florida	16-10	14	23. Oklahoma	21-4	26	23. UC Irvine	15-4	23	23. Tennessee	20-5	22
24. Clemson	18-6	25	24. Oklahoma	21-4	25	24. Ole Miss	17-8	18	24. Clemson	18-6	25	24. Connecticut	13-8	24	24. Florida	16-10	14
25. Oklahoma	21-4	NR	25. Baylor	16-6	26	25. Illinois	17-4	NR	25. Ole Miss	17-8	20	25. Oklahoma	21-4	25	25. UC-Irvine	15-4	NR
			26. Washington	14-5	NR				26. Illinois	17-4	30						
			27. Southern Miss	15-6	NR				27. UC Santa Barbara	17-3	28						
			28. TCU	15-7	NR				28. Tennessee	20-5	27						
			29. Georgia Tech	16-8	RN				29. Baylor	16-6	29						
			30. San Diego	17-7	27				30. Washington	14-5	NR						

2019 Opponents in Bold

Hitting Totals/Streaks

MULTI-HIT GAMES	2	3	4	5+	2019	Career
Jake Mangum	10	3	2	1	16	93
Jordan Westburg	7	4	1	--	12	19
Justin Foscue	8	3	1	--	12	23
Elijah MacNamee	9	2	--	--	11	35
Tanner Allen	7	2	--	--	9	33
Dustin Skelton	4	2	1	--	7	18
Rowdey Jordan	3	2	1	--	6	26
Gunner Halter	3	1	--	--	4	4
Josh Hatcher	4	--	--	--	4	16
Marshall Gilbert	3	--	--	--	3	11
Hayden Jones	1	--	--	--	1	1
Landon Jordan	1	--	--	--	1	1
Luke Hancock	1	--	--	--	1	1
Brad Cumbest	--	1	1	1	1	1
TEAM	61	20	6	1	88	--

MULTI-RBI GAMES	2	3	4	5+	2019	Career
Justin Foscue	6	--	2	--	8	14
Jordan Westburg	2	2	2	1	7	14
Elijah MacNamee	4	2	--	1	7	23
Tanner Allen	4	1	1	1	7	15
Jake Mangum	6	1	--	--	7	26
Dustin Skelton	2	2	--	1	5	11
Rowdey Jordan	3	--	1	--	4	14
Gunner Halter	2	--	--	--	2	2
Josh Hatcher	2	--	--	--	2	8
Luke Hancock	1	1	--	--	2	2
Hayden Jones	2	--	--	--	2	2
Landon Jordan	2	--	--	--	2	2
Marshall Gilbert	--	1	--	--	1	6
TEAM	36	10	6	4	56	--

HITTING STREAKS	Current	2019 Long	Career
Elijah MacNamee	3	12	12
Jordan Westburg	4	8	8
Dustin Skelton	7	7	7
Jake Mangum	6	7	27*
Josh Hatcher	1	6	6
Justin Foscue	6	6	6
Gunner Halter	--	5	5
Landon Jordan	3	4	4
Tanner Allen	4	4	11
Hayden Jones	--	3	3
Rowdey Jordan	3	3	7
Marshall Gilbert	--	3	6
Luke Hancock	--	3	3
Brad Cumbest	2	2	2
Bryce Brock	1	1	1

Cole Gordon	--	--	3
Spencer Price	1	--	1

REACHED BASED	CURRENT	2019	CAREER
Elijah MacNamee	21	21	31
Gunner Halter	17	17	17
Jordan Westburg	10	14	14
Jake Mangum	6	11	27*
Dustin Skelton	10	10	10
Hayden Jones	--	7	7
Rowdey Jordan	6	6	9
Tanner Allen	4	6	11
Josh Hatcher	1	6	8
Justin Foscue	6	6	16
Marshall Gilbert	--	5	6
Luke Hancock	--	5	5
Landon Jordan	4	4	4
Brad Cumbest	2	2	2
Bryce Brock	1	1	1

Cole Gordon	--	--	4
Spencer Price	1	--	1

* - Mangum's 27-game hit and reached-base streak spanned the 2016 and 2017 seasons. His career-best single season hitting streak is 14 games, doing so during both the 2017 & 2018 seasons. He reached base in 20-straight games during the 2016 campaign.

News and Notes

Moving Up the Rankings

- After a weekend series win at No. 4 Florida to open the Southeastern Conference schedule, Mississippi State moved into No. 2 nationally in five of the six major polls.
MORE ON PAGE 5
- The ranking was the highest since the program ascended No. 1 during the 14th week of the 2016 campaign. On May 23, 2016, MSU ranked No. 1 in the Collegiate Baseball, National Collegiate Baseball Writers Association and Perfect Game polls.
- The top two after week five had a bit of history with the rankings, as UCLA defeated MSU in the 2013 NCAA national championship series, with the Bruins finishing the year No. 1 and the Bulldogs ending the season at No. 2.

Best Start Since...

- Through 26 games, MSU has piled up an 23-3 record with eight wins against teams ranked in the Baseball America Top 25.
- State topped No. 21 Southern Miss (twice), No. 8 Texas Tech No. 14 East Carolina, No. 4 Florida (twice) and No. 16 Auburn (twice) thus far in 2019.
- The 23-3 record is the best 26-game start since 1979, when the Diamond Dawgs started the year 29-3.
- The 2019 start included a 14-game winning streak that ran from Feb. 23-March 16. The streak is tied for the fourth-longest run in program history;

18	2006
17	2013
15	1987
14	1985, 2019
13	1970, 1976, 1979, 1981, 1999, 2015

Scoring in Bunches

- After scoring 35 runs in the final two games of a home series with then-No. 16 Auburn, Mississippi State piled up 18 runs against Mississippi Valley State in its next game.
- The three-straight games with 15-plus runs mark just the fourth time in program history that State has scored 15 or more runs in on three straight.
- It was the first time since 1998 that MSU scored at least 15 runs in three-straight contests. The complete list is below.

2019	No. 16 Auburn	W, 15-2
	No. 16 Auburn	W, 20-15
	Miss. Valley State	W, 18-5
1998	Miss. Valley State	W, 27-1
	Alcorn State	W, 18-4
	Jackson State	W, 18-0
1997	Jackson State	W, 20-0
	Jackson State	W, 19-1
	Alcorn State	W, 16-1
1997	Southern Miss	W, 16-12
	Southern Miss	W, 20-2
	at Ole Miss	W, 21-6

Back-to-Back 15s in SEC Play

- Mississippi State rebounded from a 6-5 series-opening loss to then-No. 16 Auburn with 35 runs in the next two contests. State won the series with a 15-2 win on Saturday and a 20-15 victory on Sunday.
- In 85 seasons of playing baseball in the SEC, Mississippi State has scored 15-plus runs in back-to-back games just three other times.

2019	No. 16 Auburn	W, 15-2
	No. 16 Auburn	W, 20-15
2000	at LSU	W, 15-13
	at LSU	L, 15-18
1997	at Vanderbilt	W, 15-5
	at Vanderbilt	W, 25-13 (7 inn.)
1953	Tulane	W, 16-4
	LSU	W, 16-7

NOTE: State began SEC play in 1933 as a charter member of the conference, but did not compete during the 1944 or 1945 seasons.

Putting Up 20

- Mississippi State piled up 21 hits and scored 20 runs in a series-clinching win on Sunday, March 24 against Auburn to mark the first 20-run game since scoring 27 against Alcorn State on April 20, 2010 in a 27-4 win.
- The 20-run outburst was the largest in an SEC contest since ranking up 20 runs against Florida in a 20-7 win on May 5, 2000.
- The 35 combined runs were the most in a game since MSU and Kentucky scored 39 runs on April 19, 2009.
- Furthermore, below is a list of 20-run games for Mississippi State in a Southeastern Conference game since 1933;

29	Kentucky	1941
28	at Kentucky	1989
27	Ole Miss	1983
27	Vanderbilt	1956
26	LSU	1978
26	LSU	1942
25	at Vanderbilt	4/6/1997
25	Georgia	1988
25	LSU	1934
22	Georgia	1990
22	at Tulane	1958
22	Tulane	1950
21	at Ole Miss	4/25/1997
21	at Tulane	1946
20	Auburn	3/24/2019
20	Florida	5/5/2000
20	at Tulane	1955



Foscue Opens 2019 with a Bang

- In 2018, **Justin Foscue** had appeared in eight of the first nine games and had seven hits to his credit. He had two RBIs and of his seven hits one was a home run.
- Through nine games in 2019, Foscue had started nine and posted 11 hits, but four of those were home runs. He added one double and plated 10 RBIs.
- Overall, Foscue's six home runs in 2019 have already doubled his total from the 2018 season (3). Five of his six home runs in 2019 have come at Dudy Noble Field, after hitting all three of his home runs away from home last season.
- He currently owns a .349 batting average and 38 hits, to go along with 28 RBIs and 28 runs scored in 26 starts.

Ks For Days

- The first five outs recorded by Mississippi State in 2019 came via the strikeout and Bulldog pitchers amassed 43 Ks during the opening weekend of the season.
- That strikeout total is the highest three-game series total since at least 2005.
- Along those lines, the Bulldogs amassed double-digit strikeouts in each of the first nine games, marking the longest stretch to start a season since at least 2007.
- Overall, State has piled up 10-plus strikeouts in 21 of 26 games in 2019.
- Redshirt-junior **Ethan Small** entered the week No. 5 nationally with 58 strikeouts through the first six weeks of the season. He has racked up those Ks while walking just eight batters.

MORE ON PAGE 23

- Freshman **JT Ginn** owns 49 strikeouts in his six starts to entered the seventh week of the season at No. 27 in the NCAA, including a career-best 11 at No. 4 Florida in his first-career SEC start.
- The bullpen has struck out 150 batters in 114 1/3 innings of work, with eight of 12 relievers fanning at least 10 batters.

MORE ON PAGE 23

Starting with a Sweep

- Mississippi State opened the 2019 season with a three-game sweep of Youngstown State, marking the first time since 2015 the Bulldogs swept a series to open a season.
- In all, State has opened a season with a perfect home weekend on 13 occasions since 1990, when most college teams began starting the season with weekend series.
- More recently, State was unblemished on the first weekend of a season at home in 2015 (Cincinnati/Miami (Ohio)), 2013 (Portland), 2011 (Akron/Lamar) and 2010 (Rhode Island).
- Other seasons include; 2007, 2006, 2005, 2004, 2001, 1999, 1995, 1994.
- Of the 30 seasons since 1990, State has opened the year at home on 22 occasions.

Uni Watch

- Mississippi State has six different uniform combinations for the 2019 campaign and below is a look at how they have fared in each garb;

Black '85s	3-0
Maroon '85s	5-2
White '85s	3-0
White Block State	4-0
Grey Sleeveless	1-0
White Pinstripes	4-0
Grey Pinstripes	2-1
Alex Wilcox Uniforms	1-0

Lemonis Wins No. 1

- Head coach **Chris Lemonis** earned his first Mississippi State victory in his first game as head coach, joining eight other Bulldog skippers to accomplish the feat.
- Lemonis joins **John Cohen, Jimmy Bragan, Paul E. Gregory, S.L. Robinson, F.P. Plass, S.A. Jehl, S.W. Scales** and **G.C. Creelman**, who each won their first games as the Maroon and White's head coach.
- Ron Polk** won the first game of his second stint as the MSU skipper in 2002. However, Polk dropped his MSU debut, 2-1, to Louisiana Tech in 1976.
- Of the nine coaches to win their first game, Lemonis joins Creelman and Robinson as the only three to start 4-0 or better. Creelman won his first 14 games over five seasons and was 15-0-3 before suffering his first loss, while Robinson started 6-0 in 1919. Lemonis began the season 4-0.

Big League Talent

- Mississippi State is great at turning out major league talent, with 59 Diamond Dawgs reaching the highest level of the sport, but it is also great at keeping student-athletes from the draft.
- The 2019 roster features eight Bulldogs that have been drafted, including two with multiple selections in the Major League Baseball First Year Player Draft.
- A complete list is below;

Name (Pos.)	Year	Round	Organization
Tanner Allen (IF/OF)	2017	36th	Chicago Cubs
Eric Cerantola (LHP)	2018	30th	Tampa Bay Rays
JT Ginn (RHP/IF)	2018	1st	Los Angeles Dodgers
Gunner Halter (IF)	2017	22nd	Toronto Blue Jays
	2018	26th	Cleveland Indians
Josh Hatcher (IF/OF)	2017	39th	Los Angeles Angels
Jake Mangum (OF)	2017	30th	New York Yankees
	2018	32nd	New York Mets
Dustin Skelton (C)	2016	36th	Toronto Blue Jays
Ethan Small (LHP)	2018	26th	Arizona Diamondbacks

Voice of the Diamond Dawgs Enters Year 41

- Long-time MSU radio broadcaster **Jim Ellis** enters his 41st season as the play-by-play announcer for Mississippi State baseball, with his first season having been 1979.
- Ellis is tied for the second-longest tenured broadcaster in the Division I college baseball, trailing only Dave Nitz at Louisiana Tech (45 seasons). Ellis' 41 years are tied with Ole Miss' David Kellum and Southern Miss' John Cox.
- The new Dudy Noble Field features home and visiting radio booths inside the Jim Ellis Radio Suite, named for the iconic "Voice of the Diamond Dawgs."





Honors Tracker

Tanner Allen

Preseason All-SEC (First Team - Coaches)
Collegiate Baseball Newspaper National Weekly Honor Roll (Feb. 18)
Perfect Game National Hitter of the Week (Feb. 18)

Justin Foscue

Frisco Classic All-Tournament Team (March 3)

JT Ginn

Baseball America Preseason All-America (2nd Team)
SEC Co-Freshman of the Week (Feb. 25)
Frisco Classic MVP (March 3)
SEC Co-Freshman of the Week (March 4)

Cole Gordon

NCBWA Stopper of the Year Preseason Watchlist

Elijah MacNamee

Frisco Classic All-Tournament Team (March 3)
SEC Player of the Week (March 18)

Jake Mangum

Golden Spikes Award Preseason Watch List
Collegiate Baseball Newspaper Preseason All-America (first team)
NCBWA Preseason All-America (first team)
D1Baseball Preseason All-America (second team)
Perfect Game (third team)
D1Baseball's top returning senior
Preseason All-SEC (First Team - Coaches)

Spencer Price

NCBWA Stopper of the Year Preseason Watchlist

Ethan Small

Collegiate Baseball Newspaper National Weekly Honor Roll (Feb. 25)
Collegiate Baseball Newspaper National Weekly Honor Roll (March 18)

Jordan Westburg

SEC Player of the Week (March 25)

Honor System

SEC Awards Rolling In

- Mississippi State has earned four SEC weekly awards in 2019, with **Elijah MacNamee** and **Jordan Westburg** each garnering SEC Player of the Week, and **JT Ginn** grabbing a pair of SEC Freshman of the Week honors.
- The four weekly honors are tied for third most in program history for a season;
 - 6 - 2016 (2 Player, 3 Pitcher, 1 Freshman)
 - 5 - 2012 (3 Pitcher, 3 Freshman)
 - 4 - 2019 (2 Player, 2 Freshman)**
 - 2007 (1 Player, 1 Pitcher, 2 Freshman)
 - 1985 (4 Player)
- With MacNamee and Westburg each earning SEC Player of the Week, it marks the first time since 2016 that two different Diamond Dawgs earned the award. That season, Brent Rooker and Nathaniel Lowe won the award.
- With the duo winning the award in back-to-back weeks, it marks the fourth time in program history MSU student-athlete won the award in consecutive weeks;
 - 1985 - Brantley (March 12), Will Clark (March 19 & 26)
 - 2013 - Hunter Renfroe (April 15), Nick Ammirati (April 22)
 - 2017 - Brent Rooker (April 7 & 12)
- For Ginn, he is just the third Diamond Dawg since the SEC began awarding the FOTW award in 2006 to claim multiple awards, joining;
 - Brandon Turner (2007)
 - Daryl Norris (2011)

Ginn Grabs Back-to-Back SEC FOTW Honors

- Freshman **JT Ginn** grabbed back-to-back Southeastern Conference Co-Freshman of the Week honors in weeks two and three of the 2019 season.
- The rookie collected victories over back-to-back ranked opponents, defeating No. 21 Southern Miss and No. 8 Texas Tech.
- He fired off seven innings of three-hit, two-run baseball to earn a victory over Texas Tech on Saturday, March 2. Ginn fanned eight batters and walked only one in the outing. The Red Raiders were averaging 11.2 hits and 9.3 runs per game entering the weekend, but Ginn was able to scatter three hits, as he retired 12-straight batters from the second inning to the sixth inning.
- Against Southern Miss, Ginn tossed seven shutout innings and allowed just two hits and walked one batter. He struck out a career-high nine and didn't face more than four hitters in any inning.

MacNamee Earns SEC Player of the Week

- Senior **Elijah MacNamee** collected multiple hits in each of his four starts during the fifth week of the season, as he earned Southeastern Conference Player of the Week.
- MacNamee helped the Diamond Dawgs to a 3-1 week, including a SEC-opening series win over a top-five Florida program on the road.
- The senior opened the week with a five-RBI showing against Grambling, including a sixth-inning grand slam.
- In the series opener at Florida, MacNamee made two of the biggest plays in the game, running down a flyball for the final out of the eighth to save a run from scoring. He then belted a two-RBI double in the ninth, which would account for the eventual game-winning runs. He contributed a career-high-tying three hits in the first game of a doubleheader, including a home run and a double and chipped in a pair of singles in the finale.
- The player of the week honor is the first for a Diamond Dawg since the 2017 season, when **Brent Rooker** claimed the award on three occasions.

Westburg Earns SEC Player of the Week

- Sophomore **Jordan Westburg** hit .583 to help Mississippi State to a series win over No. 16 Auburn and for his efforts was named the Southeastern Conference Player of the Week.
- In five total games between March 18-24, Westburg led the Diamond Dawgs with a .556 batting average and reached base in all five games to help MSU to a 4-1 week.
- His .571 on-base percentage for the week was tied for tops on the team and he piled up 11 RBIs. Westburg posted multiple hits in four of the five contests and ran his reached base streak to nine games after finding his way on base in all five games.
- He opened the week with a three-hit contest, scoring twice and driving in two runs against Little Rock, before reaching base just once at Samford - via walk.
- The New Braunfels, Texas had a monster weekend against Auburn, hitting .583 (7-of-12) to lead the Bulldogs in the three-game series and reached base at a .647 clip. He had multiple hits in each game versus the Tigers and reached base at least three times in each contest.
- He posted at least one extra base hit in all three games versus Auburn, including a double and home run in each of the final two contests. To cap his impressive weekend, Westburg drove in the eventual game winning run with an RBI double in the eighth inning to break a 15-15 tie and give MSU its second-straight SEC series win.

Three Earn Frisco Classic Honors

- After finishing the Frisco Classic at 2-0, three Diamond Dawgs were honored with all-tournament honors, as **JT Ginn** was named the MVP of the event, and **Justin Foscue** and **Elijah MacNamee** each earned all-tournament nods.
- Ginn fired off seven innings of three-hit, two-run baseball in his third career start to improve to 3-0 with a victory over No. 3 Texas Tech on Saturday afternoon. The right hander fanned eight batters and walked only one in the outing.
- Foscue led MSU with a .500 (4-for-8) average at the event. His four hits were the most for a Bulldog and he scored the game-winning run vs. Sam Houston State after leading off the eighth inning with a double down the left-field line.
- MacNamee hit .333 (2-for-6) at the Frisco Classic, but owned a .556 on-base percentage with two walks and a hit-by-pitch. He scored two runs and drove in one RBI on the weekend.

Allen Earns National POTW Honors

- Sophomore **Tanner Allen** opened the 2019 season with a bang against Youngstown State to earn national honors from a pair of publications..
- Allen** had a monster opening weekend for the Diamond Dawgs, hitting .538 with five extra base hits and 13 RBIs versus Youngstown State. Of his seven hits, five went for extra bases, including the two home runs, to account for 16 total bases on the weekend.
- For his efforts, Allen earned Perfect Game National Hitter of the Week and was named to the Collegiate Baseball Newspaper National Player of the Week Honor Roll. **MORE ON PAGE 4**



Mangum's Mastery

Mangum Eyes SEC Hits Record

- Senior **Jake Mangum** is just 29 hits shy of tying the SEC career hits record, which currently belongs to LSU's **Eddy Furniss** (352; 1995-98).
- His career total sits at 323 hits, which puts him No. 4 all-time at Mississippi State, trailing **Travis Chapman** (327; 1997-2000) for the No. 3 spot.
- The SEC career hits record will be closely watched by both MSU and LSU fans all season, as Tiger's senior **Antoine Duplantis** has 298 career hits.
- Mangum is just 12 hits away from tying State's career hits record, currently held by **Jeffrey Rea** (335; 2004-07), which is No. 4 all-time in SEC history.
- For his career, Mangum averages 1.45 hits per game.
- The NCAA record books lists the top 13 student-athletes in career hits, with a tie for No. 12 between **Sonny Meade** (The Citadel, 2006-09) and **Chris Campbell** (College of Charleston, 2004-07) at 355 career hits.
- Below are Mangum's milestone hits;
 - 1st hit - Alcorn State, March 11, 2016
8th career game
 - 100th hit - Indiana State, Feb. 25, 2017
70th career game (62 game between)
 - 200th hit - Southeastern Louisiana, March 14, 2018
144th career game (74 games between)
 - 300th hit - Grambling, March 13, 2019
212th career game (68 games between)

Career Hits - Southeastern Conference

Player (Seasons)	Hits
1. Eddy Furniss, LSU (1995-98)	352
2. Preston Tucker, Florida (2009-12)	341
Jay Waggoner, Auburn (1992-95)	341
4. Jeffrey Rea, Mississippi State (2004-07)	335
5. Taylor Dugas, Alabama (2009-12)	334
6. Blake Dean, LSU (2007-10)	332
7. Richard Lee, Mississippi State (1995-98)	328
8. Travis Chapman, Mississippi State (1997-00)	327
Jason Williams, LSU (1993-96)	327
10. Jake Mangum, Mississippi State (2016-present)	323
11. Andy Phillips, Alabama (1996-99)	322
12. Mark Ellis, Florida (1996-99)	319
13. Steve Gendron, Mississippi State (2001-04)	316
14. Chris Burke, Tennessee (1999-01)	314
15. Brent Boyd, Alabama (1999-02)	313

Mangum Goes for 100

- Senior **Jake Mangum** became the fifth Diamond Dawg in program history to collect 100 hits in a season during the 2018 campaign.
- "The Mayor" posted 101 hits, the fourth-most in a single-season in MSU history.
- His 100-hit season was the first since **Adam Frazier** did it during the 2013 campaign, logging a school-record 107 hits.
- The complete list of Bulldogs with 100-plus hits in a season is below;
 - Adam Frazier (107; 2013)
 - Brian Wiese (103; 1998)
 - Tommy Raffo (102; 1989)
 - Jake Mangum (101; 2018)**
 - Richard Lee (100; 1997)

Mississippi State is HitU

- With a sixth-inning single against Grambling on March 13, senior **Jake Mangum** joined an exclusive group of Southeastern Conference baseball student-athletes.
- That hit pushed Mangum into the 300-hit club, making him one of just 24 SEC baseball student-athletes to reach the mark, including one of five Diamond Dawgs.
- Mangum joins the following MSU student-athletes to post 300 hits;
 - Jeffery Rae (335; 2004-07)
 - Richard Lee (328; 1995-98)
 - Travis Chapman (327; 1997-2000)
 - Jake Mangum (321; 2016-present)**
 - Steve Gendron (316; 2001-04)
- While LSU and Alabama also have five student-athletes among the top 24 all-time hit leaders, State holds the distinction of all five 300-hit club members ranking in the top-15.
- With Rae, Lee, Chapman, Gendron and Mangum each sitting among the top-15 in SEC career hits, no other SEC school has more than three. Alabama and LSU each have three, Florida has two, while Auburn and Tennessee have one apiece.

Mangum's MSU Record Watch

Career Hits

Player (Seasons)	Hits
1. Jeffrey Rea (2004-07)	335
2. Richard Lee (1995-98)	328
3. Travis Chapman (1997-2000)	327
4. Jake Mangum (2016-present)	323
5. Steve Gendron (2001-04)	316

Career At-Bats

Player (Seasons)	At-Bats
1. Jeffrey Rea (2004-07)	998
2. Steve Gendron (2001-04)	994
3. Matthew Maniscalco (2000-03)	993
4. Richard Lee (1995-98)	967
5. Burke Masters (1987-90)	937
6. Travis Chapman (1997-2000)	919
7. Jake Mangum (2016-present)	890
8. Brad Hildreth (1986-89)	877
9. Brad Freeman (1995-98)	870
10. Rex Buckner (1990-93)	837

Career Runs

Player (Seasons)	Runs
1. Dan Van Cleve (1981-85)	232
2. Burke Masters (1987-90)	227
3. Rafael Palmeiro (1983-85)	224
4. Travis Chapman (1997-2000)	221
5. Richard Lee (1995-98)	219
---	---
9. Brad Freeman (1995-98)	192
10. Tommy Raffo (1987-90)	186
---	---
-- Jake Mangum (2016-present)	185

Career Doubles

Player (Seasons)	Doubles
1. Travis Chapman (1997-2000)	71
2. Richard Lee (1995-98)	66
3. Jake Mangum (2016-present)	60
4. Pete Young (1987-89)	56
5. Dan Van Cleve (1981-85)	55

Career Total Bases

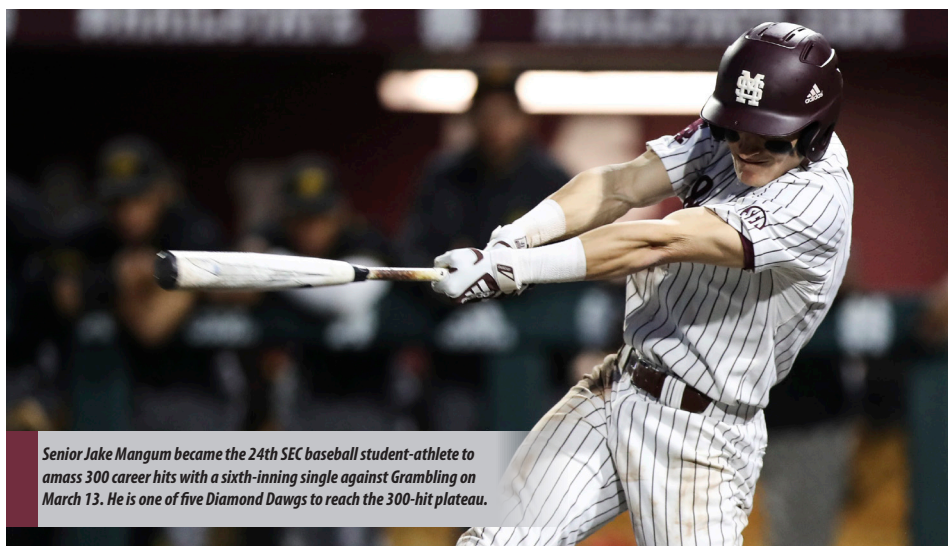
Player (Seasons)	Total Bases
1. Richard Lee (1995-98)	544
2. Rafael Palmeiro (1983-85)	530
3. Travis Chapman (1997-2000)	482
4. Tommy Raffo (1987-90)	477
5. Connor Powers (2007-10)	471
---	---
10. Brian Wiese (1996-99)	417
---	---
-- Jake Mangum (2016-present)	414

Career Stolen Bases

Player (Seasons)	Stolen Bases
1. Mike Kelley (1976-79)	79
2. Dan Van Cleve (1981-85)	70
3. Brad Winkler (1980-83)	60
4. Dave Klipstein (1979-82)	54
Grant Hogue (2008-09)	54
6. Pete White (1980-83)	51
7. Jake Mangum (2016-present)	49
8. Matthew Maniscalco (2000-03)	46
Jacob Robson (2013-16)	46
10. Jeffrey Rea (2004-07)	43

Career Games Played

Player (Seasons)	Games Played
1. Burke Masters (1987-90)	251
2. Richard Lee (1995-98)	248
Travis Chapman (1997-2000)	248
---	---
8. Brad Hildreth (1986-89)	237
Tracy Echols (1986-87,89-90)	237
10. Jeffrey Rea (2004-07)	236
---	---
-- Jake Mangum (2016-present)	221



Senior **Jake Mangum** became the 24th SEC baseball student-athlete to amass 300 career hits with a sixth-inning single against Grambling on March 13. He is one of five Diamond Dawgs to reach the 300-hit plateau.



Small's Record Watch

100-plus Strikeout Seasons

Player (Season)	Strikeouts
1. Eric Dubose (1996)	174
2. B.J. Wallace (1992)	145
Eric Dubose (1997)	145
4. Gary Rath (1994)	141
5. Jeff Brantley (1985)	136
6. Chris Stratton (2012)	127
7. Ethan Small (2018)	122
8. Hank Thoms (1999)	121
9. Jeff Brantley (1984)	115
Dakota Hudson (2016)	115
11. Konnor Pilkington (2017)	111
12. Eric Dubose (1995)	109
13. Jon Harden (1992)	108
Matt Ginter (1999)	108
15. Konnor Pilkington (2018)	107
16. B.J. Wallace (1991)	104
17. Frank Montgomery (1962)	102
18. Paul Maholm (2003)	101
Carlton Loewer (1993)	101
20. Matt Ginter (1998)	100
Jacob Lindgren (2014)	100
Ken Kurtz (1979)	100

Career Strikeouts

Player (Seasons)	Strikeouts
1. Eric DuBose (1995-97)	428
2. Jeff Brantley (1982-85)	364
3. Chris Stratton (2010-12)	279
4. Paul Maholm (2001-03)	273
5. B.J. Wallace (1990-92)	271
6. Matt Ginter (1996-99)	269
7. Mike Proffitt (1969-72)	265
8. Don Robinson (1975-78)	262
9. Carlton Loewer (1992-94)	261
10. Konnor Pilkington (2016-18)	260

-- Ethan Small (2016-present)	200

Nothing Small About It

Raking in the Ks

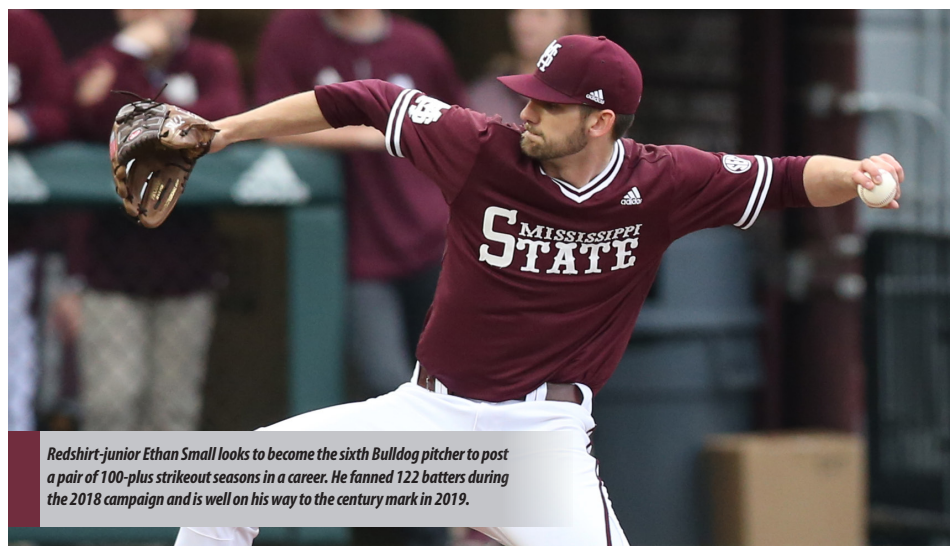
- Redshirt-junior **Ethan Small** became just the 18th Mississippi State pitcher to record at least 100 strikeouts in one season during the 2018 campaign and is quickly closing in on the century mark in 2019.
- Small opened the 2019 campaign with a then-career-high 11 strikeouts versus Youngstown State, including the first five batters he faced.
- He followed that up with a career-best 13 strikeouts in seven one-hit innings against No. 21 Southern Miss. He didn't walk a batter for the second-straight contest.
- Small added double-digit strikeout performances versus Maine (10) on March 8 and at No. 4 Florida (11) on March 15.
- Overall, Small has 200 career punch outs in 39 appearances.
- After missing the 2017 season due to injury, Small sat down 122 batters via strikeout in 2018, the seventh-highest total in State history. **MORE ON PAGE 10 SIDE BAR**
- Only five Bulldogs have ever posted multiple 100-plus strikeout seasons in program history: **Jeff Brantley** (1984, 85), **Eric DuBose** (1995, 96, 97), **Matt Ginter** (1998, 99), **Konnor Pilkington** (2017, 18) and **B.J. Wallace** (1991, 92).

K to BB

- While the strikeout numbers have been impressive for redshirt-junior **Ethan Small**, he has also held down the walk numbers throughout his career.
- In 147 2/3 career innings pitched, Small has walked only 51 batters to 200 strikeouts. That equates into a 3.92 K-to-BB ratio.
- To start the 2019 campaign, Small went 80-straight plate appearances before issuing his first walk.

Small Owns Two National POTW Honors

- Redshirt-junior **Ethan Small** has earned a pair of National Player of the Week recognitions during the 2019 season, grabbing Weekly Honor Roll accolades from Collegiate Baseball Newspaper each time. **MORE ON PAGE 8**
- His first honor came after striking out a career-high 13 batters in his week two start versus No. 21 Southern Miss. The left-hander allowed just one hit and hit a batter, with neither advancing to second base.
- Small's second honor came after an 11-strikeout outing against No. 4 Florida in Gainesville. The left-hander tossed six innings and allowed just two hits to earn his second-straight victory. He struck out at least one batter in each of his six innings, with multiple Ks in five of those frames.



Redshirt-junior Ethan Small looks to become the sixth Bulldog pitcher to post a pair of 100-plus strikeout seasons in a career. He fanned 122 batters during the 2018 campaign and is well on his way to the century mark in 2019.



'Penning It Down

Gordon's Scoreless Streak

- Graduate **Cole Gordon** nearly equaled the MSU record for consecutive scoreless innings pitched, as he ran a streak of 25 innings without giving up a run.
- Gordon's streak was just shy of **Jonathan Holder's** 27 1/3 innings of scoreless work during the 2012 season.
- The streak began with a scoreless ninth inning against Oklahoma in the fourth game of the 2018 Tallahassee Regional and ended with a one-out sacrifice fly versus Maine on March 10, 2019.
- During the stretch, Gordon has accomplished the following:
vs. Oklahoma (6/3): 6.0 IP, 7 H, 4 R, 2 BB, 10 K - **Win**
The final inning was scoreless, with 3K, 1 HPB, 1 BB at Vanderbilt (6/8): 3.1 IP, 1 H, 1 BB, 3 K
at Vanderbilt (6/10): 3.2 IP, 2 H, 3 BB, 7 K
vs. Washington (6/16): 0.1 IP, 1 H
vs. North Carolina (6/19): 3.0 IP, 1 H, 2 K - **Save**
vs. Oregon State (6/23): 4.1 IP, 1 H, 3 K
Youngstown State (2/15): 1.0 IP, 2 K - **Win**
UAB (2/20): 2.0 IP, 2 H, 1 BB, 4 K - **Save**
Southern Miss (2/24): 2.0 IP, 3 BB, 2 K - **Win**
vs. Sam Houston State (3/1): 1.0 IP, 1 H, 1 K - **Save**
vs. Texas Tech (3/2): 1.0 IP, 2 K - **Save**
East Carolina (3/5): 1.0 IP, 4 K - **Save**
Maine (3/8): 1.0 IP, 2 K
- During the streak, Gordon allowed nine hits, nine walks and hit one batter. He struck out 35 to go along with a 3-0 record and five saves in the 10 appearances.
- Along with his work on the mound, Gordon also wears the SEC Graduate patch, signifying an SEC student-athlete that has already completed their degree.
- He owns degrees in business administration and marketing. Gordon is currently working towards his MBA.

A Trusty 'Pen

- Everyone needs a trust pen. Be it for note taking, making a grocery list or, as a head baseball coach, somewhere you can go to get big outs late in games.
- Through 25 games, the Mississippi State bullpen has been just that for head coach **Chris Lemonis** and pitching coach **Scott Foxhall**, posting a 2.98 ERA.
- The 'pen has posted 10 wins and collected eight saves. Twelve relievers have racked up 114 1/3 innings to help the Dawgs to an 23-3 record. **MORE ON PAGE 11 & 23**
- Twelve different relievers have combined to allow just 37 earned runs on 84 hits. The group owns 150 strikeouts and 37 walks.
- Graduate student **Cole Gordon** is 3-0 with six saves in 11 appearances. He owns 24 strikeouts in 15 innings of work.
- Freshman **Brandon Smith** hasn't factored into a decision yet, but he has made a team-high 12 appearances. He has 15 strikeouts and two walks in 14 2/3 innings of work.
- Junior **Colby White** has thrown one inning in each of his 11 appearances, with 17 strikeouts and zero walks. He has allowed eight hits and three runs.

State to The Show

Diamond Dawgs Playing in Major League Baseball

Name (Yrs. at MSU)	Pos.	Organization
Adam Frazier (2011-13)	IF	Pittsburgh Pirates
Jonathan Holder (2010-13)	RHP	New York Yankees
Dakota Hudson (2014-16)	RHP	St. Louis Cardinals
Jacob Lindgren (2012-14)	RHP	Atlanta Braves *
Mitch Moreland (2005-07)	IF	Boston Red Sox
Chris Stratton (2010-12)	RHP	San Francisco Giants
Hunter Renfroe (2011-13)	RF	San Diego Padres
Brandon Woodruff (2012-14)	L/RP	Milwaukee Brewers

* - Spent the 2018 season on the disabled list.

Diamond Dawgs in Minor League Baseball

Name (Yrs. at MSU)	Pos.	Organization (Level)
Jacob Billingsley (2014-18)	RHP	Houston Astros (A)
Ben Bracewell (2010-14)	RHP	Oakland Athletics (AA)
Daniel Brown (2015-16)	LHP	Milwaukee Brewers (A)
Gavin Collins (2014-16)	C	Cleveland Indians (A)
J.P. France (2018)	RHP	Houston Astros (A)
Kendall Graveman (2010-13)	RHP	Oakland Athletics (AAA)
Ryan Gridley (2015-2017)	IF	Oakland Athletics (A)
Zac Houston (2014-16)	RHP	Detroit Tigers (AAA)
Reid Humphreys (2014-16)	RHP	Colorado Rockies (AA)
Jack Kruger (2016)	C	Los Angeles Angels (AA)
Nathaniel Lowe (2016)	IF	Tampa Bay Rays (AAA)
Zach Neff (2018)	LHP	Minnesota Twins (A)
Rafael Palmeiro (1983-85)	---	Cleburne (Ind.)
Konnor Pilkington (2016-18)	LHP	Chicago White Sox (R)
Jacob Robson (2013-16)	CF	Detroit Tigers (AAA)
Brent Rooker (2014-2017)	IF	Minnesota Twins (AA)
Austin Sexton (2014-16)	RHP	St. Louis Cardinals (A)
Hunter Stovall (2016-18)	IF	Colorado Rockies (R)

Diamond Dawgs Coaching in Professional Baseball

Name (Yrs. at MSU)	Organization	Team (Level)
Travis Chapman (1997-2000)	New York Yankees	Scranton Wilkes-Barre (AAA)
Chris Maloney (1982-83)	Atlanta Braves	Mississippi (AA)
Chris Young (2000-02)	Philadelphia Phillies	Philadelphia (MLB)

Diamond Dawgs Working in Professional Baseball

Name (Yrs. at MSU)	Organization	Role
Jeff Brantley (1982-85)	Cincinnati Reds	Broadcaster
Will Clark (1983-85)	San Francisco Giants	Special Assistant

NOTE: Affiliations and minor league levels are based off of where the player ended the 2018 season.

Pen Production

Below is a listing of decisions (win or loss), holds and saves from the Mississippi State bullpen in 2019.

NOTE: A hold occurs when a relief pitcher enters the game in a save situation and maintains the team's lead, while recording at least one out. In order for a pitcher to be credited with a hold one of two conditions must be met: 1) He enters with a lead of three runs or less and maintains that lead while recording at least one out. 2) He enters the game with the tying run on-deck, at the plate or on the bases, and records an out.

Opponent (Date)	Result	Pitcher	Line
UAB (2/20)	Win (1)	Self, Riley	1.0 IP, 1 BB
UAB (2/20)	Save (1)	Gordon, Cole	2.0 IP, 2 H, 1 BB, 4 K
Southern Miss (2/22)	Loss (1)	Barlow, Trysten	1.0 IP, 1 R, 1 ER, 1 BB, 1 K
Southern Miss (2/24)	Win (1)	Gordon, Cole	2.0 IP, 3 BB, 2 K
vs. Sam Houston State (3/1)	Win (1)	Barlow, Trysten	0.1 IP, 1 K
vs. Sam Houston State (3/1)	Save (2)	Gordon, Cole	1.0 IP, 1 H, 1 K
vs. Texas Tech (3/2)	Hold (1)	White, Colby	1.0 IP, 2 K
vs. Texas Tech (3/2)	Save (3)	Gordon, Cole	1.0 IP, 2 K
East Carolina (3/5)	Hold (1)	Eagan, Jack	1.0 IP, 1 H
East Carolina (3/5)	Hold (1)	Plumlee, Peyton	3.0 IP, 1 H, 1 R, 1 ER, 1 BB, 4 K
East Carolina (3/5)	Hold (1)	Barlow, Trysten	1.0 IP, 1 H, 3 K
East Carolina (3/5)	Hold (2)	White, Colby	1.0 IP, 1 K
East Carolina (3/5)	Save (4)	Gordon, Cole	1.0 IP, 4 K
Arkansas-Pine Bluff (3/6)	Hold (1)	Self, Riley	2.0 IP, 1 H, 1 K
Arkansas-Pine Bluff (3/6)	Hold (1)	Price, Spencer	1.0 IP, 2 BB
Arkansas-Pine Bluff (3/6)	Hold (1)	Smith, Brandon	1.0 IP, 1 H, 1 K
Maine (3/8-1)	Save (1)	Liebelt, Jared	3.0 IP, 4 H, 1 R, 1 ER, 3 K
Maine (3/8-2)	Hold (2)	Smith, Brandon	1.0 IP, 2 K
Maine (3/10)	Win (1)	White, Colby	1.0 IP, 1 K
Maine (3/10)	Save (5)	Gordon, Cole	1.0 IP, 2 H, 1 R, 1 ER, 1 BB

Opponent (Date)	Result	Pitcher	Line
Grambling (3/13)	Win (3)	Cerantola, Eric	2.0 IP, 1 R, 0 ER, 3 BB, 4 K
at Florida (3/15)	Hold (1)	Liebelt, Jared	1.0 IP, 1 K
at Florida (3/15)	Hold (3)	White, Colby	1.0 IP, 2 H, 1 R, 1 ER
at Florida (3/16)	Save (2)	Liebelt, Jared	2.2 IP, 1 H, 1 R, 1 ER, 2 K
Little Rock (3/19)	Win (1)	Eagan, Jack	1.1 IP, 1 BB, 3 K
Little Rock (3/19)	Hold (3)	Smith, Brandon	4.0 IP, 1 H, 1 BB, 5 K
at Samford (3/20)	Win (1)	Spring, Tyler	2.0 IP, 1 H, 3 K
at Samford (3/20)	Hold (2)	Barlow, Trysten	1.0 IP, 1 K
at Samford (3/20)	Hold (4)	White, Colby	1.0 IP, 1 H, 2 K
at Samford (3/20)	Save (6)	Gordon, Cole	1.0 IP, 3 K
Auburn (3/22)	Hold (2)	Liebelt, Jared	0.2 IP, 2 H, 2 R, 2 ER
Auburn (3/22)	Hold (3)	Barlow, Trysten	0.1 IP, 1 K
Auburn (3/22)	Blown Save (1)/Loss (1)	White, Colby	1.0 IP, 3 H, 2 R, 2 ER, 2 K
Auburn (3/24)	Win (3)	Gordon, Cole	3.0 IP, 4 H, 3 R, 3 ER, 1 BB, 3 K
Mississippi Valley State (3/26)	Win (1)	Liebelt, Jared	0.1 IP, 1 K
Mississippi Valley State (3/26)	Hold (5)	White, Colby	1.0 IP, 1 K
Mississippi Valley State (3/26)	Hold (2)	Eagan, Jack	2.0 IP, 6 K



Going Yard

Below is a listing of all of the home runs for the 2019 season, including expanded data for those home runs that MSU hits at home.

Gm	Name	Inn.	On Base	Exit Velocity	Launch Angle	Distance
1	Tanner Allen	6	1	97	32	369 feet
1	Elijah MacNamee	8	2	97	31	365 feet
2	Tanner Allen	2	2	97	29	365 feet
3	Justin Foscue *	2	--	101	30	375 feet
3	Hayden Jones	5	--	104	31	400 feet
6	Justin Foscue *	2	--	99	27	376 feet
6	Dustin Skelton	5	1	101	29	402 feet
6	Dustin Skelton *	7	--	97	27	397 feet
8	Marshall Gilbert *	3	--	102	29	375 feet
8	Justin Foscue	3	1	101	21	372 feet
9	Justin Foscue	1	4	102	27	397 feet
9	Gunner Halter *	2	--	96	22	323 feet
14	Jordan Westburg	5	2	104	22	410 feet
15	Dustin Skelton	2	1	101	28	385 feet
16	Dustin Skelton	4	--	103	36	381 feet
16	Justin Foscue	5	2	98	36	360 feet
17	Elijah MacNamee	5	3	95	30	380 feet
18	Justin Foscue *	5	--	--	--	--
19	Jake Mangum ^	1	--	--	--	--
19	Tanner Allen *	4	--	--	--	--
19	Elijah MacNamee	6	--	--	--	--
24	Jordan Westburg	8	--	107	22	409 feet
25	Jordan Westburg	5	1	105	26	405 feet
25	Dustin Skelton	8	2	101	34	388 feet
26	Justin Foscue	2	--	104	22	371 feet
26	Jordan Westburg	3	2	98	28	365 feet

26 total home runs in 2019

(* - Home run led off an inning | ^ - Leadoff home run (bottom/top 1st)

Hit It Hard

Below is a listing of the top-10 hardest hit balls by MSU in 2019.

Exit Velocity	Name	Opponent	Result
112.2	Jordan Westburg	Auburn (3/22)	Ground Out
111.9	Jordan Westburg	Auburn (3/22)	Double
109.9	Jordan Westburg	Youngstown State (2/15)	Single
109.3	Jordan Westburg	Southern Miss (2/23)	Single
108.9	Jordan Westburg	Southeastern La. (2/27)	Ground Out
107.8	Rowdey Jordan	Auburn (3/23)	Single
107.2	Jordan Westburg	Auburn (3/23)	Home Run
106.6	Justin Foscue	Maine (3/10)	Ground Out
106.5	Jordan Westburg	Auburn (3/24)	Double
106.0	Jordan Westburg	vs. Texas Tech (3/2)	Double

NOTE: List does not include games at Florida or at Samford.

The Last Time...

- SEC Tournament | % - NCAA Regional | ^ - NCAA Super Regional | S - College World Series

A MISSISSIPPI STATE TEAM...

Won 15+ Consecutive Games	17 - Feb. 15-March 8, 2013
Won 10+ Consecutive Games	14 - Feb. 23-March 16, 2019
Won 10+ Consecutive SEC Games	12 - April 30-May 25, 2016
Won 5+ Consecutive SEC Games	6 - March 24-April 1, 2017
Lost 5+ Consecutive Games	6 - May 7-16, 2015
Lost 5+ Consecutive SEC Games	6 - May 7-16, 2015
Swept a Three-Game Series	Maine; March 8-10, 2019
at Home	Maine; March 8-10, 2019
on The Road	at Ole Miss; March 30-April 1, 2017
Swept a Non-Conference Three-Game Series	Maine; March 8-10, 2019
at Home	Maine; March 8-10, 2019
on The Road	at Hawaii-Hilo; 1985
Swept a Three-Game SEC Series	Florida; May 17-19, 2018
at Home	Florida; May 17-19, 2018
on The Road	at Ole Miss; March 30-April 1, 2017
Was Swept in a Three-Game Series	Vanderbilt; March 16-18, 2018
at Home	Vanderbilt; March 16-18, 2018
on The Road	at Southern Miss; Feb. 16-18, 2018
Was Swept in a Three-Game Non-Conference Series	at Southern Miss; Feb. 16-18, 2018
at Home	Southeastern Louisiana; Feb. 26-28, 2010
on The Road	at Southern Miss; Feb. 16-18, 2018
Was Swept in a Three-Game SEC Series	Vanderbilt; March 16-18, 2018
at Home	Vanderbilt; March 16-18, 2018
on The Road	at Arkansas; March 17-19, 2017
Played An Extra-Inning Game	L, 0-1 (10 innings) - Southern Miss; Feb. 22, 2019
Won An Extra-Inning Game	W, 10-6 (11 innings) - at Vanderbilt; June 10, 2018 ^
Lost An Extra-Inning Game	L, 0-1 (10 innings) - Southern Miss; Feb. 22, 2019
Played Consecutive Extra-Inning Games	May 4-5, 2018; at Alabama, W, 14-12 (10 innings) and L, 3-4 (10 innings)
Won Consecutive Extra-Inning Games	May 10-11, 2014; Tennessee, W, 1-0 (10 innings) and W, 4-3 (12 innings)
Won on a Walk-Off	W, 4-3 - Southern Miss, Feb. 24, 2019
	Tanner Allen RBI double in the ninth inning
Won Consecutive Games Via A Walk-Off	May 10-11, 2014; Tennessee, W, 1-0 (10 innings) and W, 4-3 (12 innings)
	Seth Heck RBI single in the 10th inning
	Cody Walker bases loaded walk in the 12th inning

A MISSISSIPPI STATE OFFENSE...

Scored 30+ Runs	32 - Jackson State; April 29, 1988
Scored 25+ Runs	27 - Alcorn State; April 20, 2010
Scored 20+ Runs	20 - Auburn; March 24, 2019
Scored 15+ Runs	18 - Mississippi Valley State; March 26, 2019
Scored 10+ Runs In An Inning	11 (8th) - Youngstown State; Feb. 15, 2019
Scored 9+ Runs In An Inning	11 (8th) - Youngstown State; Feb. 15, 2019
Scored 8+ Runs In An Inning	8 (8th) - Mississippi Valley State; March 26, 2019
Had 30+ Hits	30 - Kentucky; 4/30/1989
Had 25+ Hits	26 - Little Rock; Feb. 28, 1999
Had 20+ Hits	21 - Auburn; March 24, 2019
Had 20+ Hits in Back-to-Back Games	Auburn (20, 21); March 23-24, 2019
Had 6+ Home Runs	6 - at UAB; March 18, 2008
Had 5+ Home Runs	5 - Alabama; May 2, 2009
Hit Back-To-Back Home Runs	5th Inning, Cole Gordon (2R HR)/Tanner Poole (Solo) - Morehead State; February 21, 2017
Hit Back-To-Back-To-Back Home Runs	8th Inning, Russ Sneed (2R HR)/Connor Powers (Solo)/Ryan Duffy (Solo); Alabama, May 3, 2009
Had 3+ Triples	3 - Southern Cal; March 14, 2004
Had 8+ Doubles	8 - Auburn; March 24, 2019
Had 7+ Doubles	8 - Auburn; March 24, 2019
Had 6+ Doubles	8 - Auburn; March 24, 2019
Had 10+ Walks	11 - Columbia; March 13, 2017
Had 9+ Stolen Bases	10 - Arkansas-Pine Bluff; March 18, 2017
Had 8+ Stolen Bases	10 - Arkansas-Pine Bluff; March 18, 2017
Didn't Strikeout in a Game	Jackson State; Feb. 26, 2019
Had Two or Fewer Strikeouts	2 - Mississippi Valley State; March 26, 2019
Was Shut Out	Southern Miss (0-1); Feb. 22, 2019
at Home	Southern Miss (0-1); Feb. 22, 2019
on The Road	at LSU (0-4); March 31, 2018
Back-To-Back Games	Auburn (0-5, 0-4); March 27-28, 2015
Three-Straight Games	vs. Southern Miss (0-3); March 24, 2018 and Auburn (0-5, 0-4); March 27-28, 2015



A MISSISSIPPI STATE PITCHING STAFF...	
Held Opponent To 1 Hit	Akron; Feb. 18, 2011
Held Opponent To 2 Hits	Mississippi Valley State; March 26, 2019
Struck Out 20+ Batters	Not Since At Least 2004
Struck Out 15+ Batters	16 - Mississippi Valley State; March 26, 2019
Did Not Issue A Walk	at Florida-1; March 16, 2019
Shut Out An Opponent	Southeastern Louisiana; Feb. 27, 2019
at Home	Southeastern Louisiana; Feb. 27, 2019
on The Road	at Auburn; May 13, 2016 (4-0)
Neutral Site Game	vs. Washington; June 16, 2018 S
Postseason Game	vs. Washington; June 16, 2018 S
Recorded Back-To-Back Shutouts	2016 (Nicholls State, Feb. 28 [8-0] and Alcorn State, March 1 [14-0])
Shut Out An SEC Opponent	vs. Georgia; May 24, 2017 (3-0) #
At Home	Arkansas; May 19, 2016 (7-0)
On The Road	at Auburn; May 13, 2016 (4-0)

A MISSISSIPPI STATE BATTER HAD...	
Hit for the Cycle	Brad Freeman; South Alabama, Feb. 17, 1998
Walk-Off Hit	Tanner Allen; Southern Miss; Feb. 24, 2019
8+ At-Bats	8 - Adam Frazier & Brett Pirtle; vs. Missouri, May 21, 2013 #
6+ Hits	6 - Adam Frazier; at Virginia, June 8, 2013
5+ Hits	5 - Jake Mangum; Little Rock, March 19, 2019
4+ Hits	5 - Rowdey Jordan; Mississippi Valley State, March 26, 2019
2+ Hits In An Inning	Tanner Allen (1B, 2B - 6th inning); Little Rock, March 19, 2019
5+ Runs	5 - Jon Knott; Little Rock, Feb. 28, 1999
4+ Runs	4 - Dustin Skelton & Jordan Westburg; Auburn, March 24, 2019
3+ Doubles	3 - Tanner Allen; vs. Samford, June 3, 2018 %
2+ Triples	2 - C.T. Bradford; at Arizona, March 9, 2014
3+ Home Runs	3 - Brent Rooker; vs. Kentucky, April 8, 2017
2+ Home Runs	2 - Dustin Skelton; Southern Miss, Feb. 23, 2019
Inside-The-Park Home Run	Cody Brown; vs. Kentucky, April 7, 2017
Pinch Hit Home Run	Cole Gordon; vs. South Alabama, June 4, 2017
Leadoff Home Run (Top or bottom of 1st inning)	Jake Mangum (Top 1st); at Florida-1, March 16, 2019
Walk-Off Home Run	Elijah MacNamee (2-run HR); at Vanderbilt, June 8, 2018
Hit a Grand Slam	Elijah MacNamee; Grambling, March 13, 2019
Multiple Grand Slams	Never
A Pinch Hit Grand Slam	Never
10+ RBIs	11 - Jason Nappi; at UAB, March 18, 2008
9+ RBIs	9 - Ryan Duffy; vs. Jackson State, April 6, 2010
8+ RBIs	8 - Brent Rooker; vs. Indiana State, Feb. 24, 2017
7+ RBIs	7 - Jordan Westburg; vs. North Carolina, June 19, 2018 S
10+ Total Bases	13 - Brent Rooker; vs. Kentucky, April 8, 2017
4+ Walks	4 - Seth Heck; vs. Marshall, Feb. 21, 2015
3+ Walks	3 - Elijah MacNamee; at Samford, March 20, 2019
4+ Stolen Bases	4 - Derrick Armstrong; vs. Michigan State, March 1, 2014
3+ Stolen Bases	3 - Brent Rooker; vs. Arkansas-Pine Bluff, March 14, 2017
Stole Home	Hunter Stovall; vs. Alcorn State, March 1, 2016
3+ Hit By Pitches	3 - Jordan Westburg; Youngstown State-2, Feb. 16, 2019

A MISSISSIPPI STATE PITCHER HAD...	
A Perfect Game	J.T. Peatross; Mississippi College (1-0), 1918
A No-Hitter	Gene Morgan; at Hawaii-Hilo (2-0), April 6, 1985
A Complete Game	Jacob Billingsley; at Southern Miss (8-1), June 6, 2017 %
Complete-Game 1-Hitter	Unknown
Complete-Game 2-Hitter	Ricky Bowen; vs. Ole Miss, March 16, 2008
Consecutive Complete Games	Dakota Hudson; 2016 (at Auburn (4-0), May 13 and Arkansas (7-0), May 19)
A Complete-Game Shutout	Dakota Hudson; vs. Arkansas (7-0), May 19, 2016
at Home	Dakota Hudson; vs. Arkansas (7-0), May 19, 2016
on The Road	Dakota Hudson; at Auburn (4-0), May 13, 2016
SEC Game	Dakota Hudson; vs. Arkansas (7-0), May 19, 2016
as a Freshman	Scott Tanksley; vs. Mississippi College (6-0), April 20, 1993
Postseason Game	B.J. Wallace; vs. Nicholls State (1-0), May 21, 1992 %
15+ Strikeouts	17 - Chris Stratton; at LSU, March 16, 2012
10+ Strikeouts	11 - JT Ginn; at Florida-1, March 16, 2019
Recorded Two Saves In One Day	Trevor Fitts; vs. Marshall and Alabama A&M, Feb. 22, 2015

A MISSISSIPPI STATE DEFENSE...	
Turned 5+ Double Plays	5 - San Diego, March 8, 2015
Turned 4+ Double Plays	5 - San Diego, March 8, 2015
Turned A Triple Play	Auburn-Montgomery, March 9, 1991
Had 5+ Errors	5 - at Vanderbilt, March 18, 2011
Threw Out 3 Base Runners	3 - Gavin Collins; Eastern Illinois, March 1, 2014

Pitching Potables

Record By Starter

Pitcher	Starts	Team Record
Cerantola, Eric	4	4-0
Ginn, JT	6	6-0
James, Keegan	6	6-1
Plumlee, Peyton	4	4-0
Small, Ethan	6	4-2

Quality Starts

Pitcher	Starts	Quality Starts	Steak
Cerantola, Eric	4	--	--
Ginn, JT	6	4	1
James, Keegan	6	--	--
Plumlee, Peyton	4	1	--
Small, Ethan	6	5	5

Starting Pitcher Run Support

Pitcher	Starts	Runs *	Runs Per Start
Cerantola, Eric	4	64	16.0
Ginn, JT	6	56	9.3
James, Keegan	6	47	7.8
Plumlee, Peyton	3	39	11.0
Small, Ethan	6	39	6.5

* - Runs are based on total runs scored by the team in each pitchers starts, not just runs scored while the starting pitcher is in the game.



Dudy Noble Field

Biography

The largest on-campus facility in college baseball, Dudy Noble Field will see the 53rd season of Mississippi State baseball at its current site in 2019. With nearly 1,600 games played at the venue, the Diamond Dawgs bring a .726 winning percentage into the brand new \$68-million facility.

The field is named in honor of longtime MSU baseball coach, athletics director and ABCA Hall of Famer Clarke Randolph "Dudy" Noble. On April 27, 1998 the facility was renamed Dudy Noble Field, Polk-DeMent Stadium, honoring another ABCA Hall of Famer, former Bulldog skipper Ron Polk, and the late Gordon DeMent, a successful businessman and longtime fan of the Diamond Dawgs from Indianola, Mississippi.

The Origin

From 1929 until 1964, Mississippi State hosted its baseball games at the original on-campus venue, Hardy Field, which was located several hundred yards to the south of the Bulldogs' home football venue, Davis Wade Stadium at Scott Field. The baseball field was closed following the 1964 season to make way for the construction of Dorman Hall and for the next two seasons the Diamond Dawgs played their home games at Redbird Park in Columbus, Mississippi, capturing SEC titles both seasons at their temporary home.

The tin-roofed grandstand and 2,000-seat bleachers from the original Dudy Noble Field were transported to the stadium's present site, which became playable for the 1967 season. Since that time, facility enhancements have followed at a steady pace to make the "Carnegie Hall of College Baseball" one of the finest all-around facilities on the road to Omaha. Among with numerous upgrades, the current site has seen two complete demolitions and reconstructions, the latest occurring during a three-year span from 2017-2019 and opening prior to the start of the 2019 campaign.

Leading the Attendance Boom

With a laundry list of legendary names on its all-time roster, it comes as no surprise that Mississippi State ranks among the nation's attendance leaders year in and year out. The Dudy Noble Field faithful have sold out the reserved seating allotment every season since 1987.

Along with routinely hosting some of the largest crowds in the SEC, nine of the last 11 three-day Super Bulldog Weekend series have drawn more than 25,000 fans.

MSU eclipsed the 200,000 mark in paid attendance at Dudy Noble Field for six-straight seasons between 2012-17, marking the first such occurrence in the program's history. In 2013, the Diamond Dawgs' five-millionth fan walked through the turnstiles at Dudy Noble Field. Since home attendance figures were charted starting in 1976, the "Carnegie Hall of College Baseball" has seen 6,250,621 fans rush through the gates.

In 18 of the last 19 seasons, Mississippi State has averaged 6,000 fans per game, including a record average of 8,127 during the 2014 campaign. Overall, State has eclipsed the 200,000-fan mark 11 times since 2002, with a school-record 302,558 viewing the 2016 home schedule.

Of the top 25 all-time college baseball on-campus attendances, Dudy Noble Field finds itself on the list 17 times, most notably owning the all-time on-campus attendance record of 15,586 on April 12, 2014. The Bulldogs own 14 of the top 15 marks in NCAA on-campus history and are the only NCAA baseball program to boast on-campus attendances of 14,000 or more. The four largest NCAA Super Regional crowds have assembled in Starkville, Mississippi, as well.

From April 11-13, the Bulldog faithful flooded the gates at Dudy Noble Field to the tune of 39,181 fans for a three-game series versus Ole Miss. The nearly 40,000 fans on the weekend set an NCAA on-campus attendance record for a three-game series.

Dudy Noble Field has ushered in crowds of 10,000 or better 51 times, including 2007 NCAA Super Regional-record draws of 13,715 and 12,620 for nationally-televised, late-morning games against Clemson. With the stadium

under construction in 2018, State added a 10,000-plus crowd to the tally, drawing 10,147 fans for the final date against Arkansas on April 21.

Mississippi State has hosted 23 postseason events at the facility, including three NCAA District III Tournaments (1973, 74 & 75), five SEC tournaments (1979, 1981, 1983, 1988 & 1995), 13 NCAA Regionals (1979, 1984, 1985, 1987, 1988, 1989, 1990, 1992, 1997, 2000, 2003, 2013 & 2016) and a pair of NCAA Super Regionals (2007 & 2016).

The Left Field Lounge

The aura of Mississippi State baseball at Dudy Noble Field is certainly not confined to the loyal legions in the impressive grandstand, pro-style luxury sky suites or luxurious Left Field Lofts.

In fact, some of the more highly-prized seats at Bulldog Baseball games are found beyond the outfield fence in the Left Field Lounge™. Waiting lists greet those seeking to purchase one of the 96 outfield lounges in the iconic two-level outfield tailgate.

Once a colorful assortment of pickup trucks, motor homes, and trailers — most equipped with barbecue grills — lined the outfield fence, completing a circle of humanity at Dudy Noble Field. Now, the permanent lounge spaces are connected to the concourse, allowing everyone to stroll through and experience the iconic lounge culture.

What began in the late 1960s as a popular gathering spot for baseball-loving MSU supporters now forms college baseball's largest tailgate party.

The "New Dude"

The second demolition at the current site occurred following the 2017 season and the \$68 million facility opened its gates for the 2019 campaign. Architect Wier Boerner Allin, along with consultants Populous and famed stadium architect/State alum Janet Marie Smith designed the project, while construction manager ICM and general contractor JESCO Construction, Inc. oversaw the construction.

Covering 12 acres of land on the Mississippi State University campus, the 230,000 square foot facility carries on Dudy Noble Field's legacy as the "Carnegie Hall of College Baseball." Installation of the second largest scoreboard in college baseball, measuring 43 feet wide by 60 feet high, started the project in 2017. The board, which was the largest in college baseball upon installation, is larger than boards owned by three Major League Baseball teams. The addition of 96 permanent Left Field Lounge rigs encircling the outfield followed during the fall of 2018.

The concourse and lower-level grandstands were in place for the 2018 season, with the Diamond Suites, upper-deck reserved seating area and three unique club areas — Farm Bureau Triple Crown Club, Charlie and Dana Stephenson Omaha Club and The Rooftop Club — were completed prior to the 2019 campaign. The newest version of Dudy Noble Field also features increased restroom facilities and concession points of sale.

The player spaces also received an upgrade, expanding to cover 18,000 square feet underneath the facility. The fully-equipped Bruce and Julie Martin Locker Room includes an embedded equipment room, houses 40 wooden lockers and features an oversized, dimensional halo-lit '85 Script Mississippi State sign is suspended overhead in the middle of the room.

The more spacious locker room includes an attached training room with whirlpool and fully-functional fueling station. The Mitch Moreland Hitting Tunnel, which is equipped with HitTrax, and Turner & Gloria Wingo Team Lounge are easily accessed from the home dugout, with the eye-popping player entrance and Hassell H. Franklin Omaha Room greeting players as they enter the facility. The Pitching Lab is also housed under the stadium, featuring arm care and conditioning equipment, one oversized turfed mound with three pitching rubbers and state of the art video equipment.

Top-25 Crowds

	Attendance	Opponent	Date
1.	15,586 *	Ole Miss	April 12, 2014
2.	15,078	Texas A&M	April 16, 2016
3.	14,991	Florida	April 22, 1989
4.	14,562	Auburn	April 20, 2013
5.	14,378	LSU	April 16, 1988
6.	13,761	Arkansas	April 25, 1992
7.	13,715 #	Clemson	June 9, 2007
8.	13,691	Kentucky	April 8, 2017
9.	13,617	Georgia	April 8, 2006
10.	13,452 #	Arizona	June 11, 2016
11.	13,224	Ole Miss	April 11, 2014
12.	13,123	Ole Miss	April 15, 2000
13.	13,004	Florida	April 18, 2015
14.	12,913 #	Arizona	June 10, 2016
15.	12,708	Auburn	April 24, 1993
16.	12,620 #	Clemson	June 8, 2007
17.	12,360	Georgia	April 6, 2002
18.	12,343	Auburn	March 23, 2019
19.	11,763	Auburn	April 12, 2003
20.	11,515	Ole Miss	April 2, 2016
21.	11,496 ^	Florida State	May 27, 1990
22.	11,201	Florida	April 8, 2011
23.	11,174	Florida	April 13, 1991
24.	11,127 ^	South Alabama	May 26, 2000
25.	11,124 ^	South Alabama	June 1, 2013

* - NCAA on-campus attendance record

^ - NCAA Regional

- NCAA Super Regional

NOTE: Mississippi State owns 51 crowds of 10,000-plus in the history of the program. The top seven (7) crowds in Dudy Noble Field history are also the top seven (7) on-campus crowds in NCAA history.



Season Statistics

Record: 23-3 Home: 18-2 Away: 3-1 Neutral: 2-0 SEC: 4-2

Player	avg	gp-gs	ab	r	h	2b	3b	hr	rbi	tb	slg%	bb	hp	so	gdp	ob%	sf	sh	sb-att	po	a	e	fld%
15 Mangum, Jake	.407	26-26	118	31	48	11	1	1	24	64	.542	9	3	5	0	.458	1	0	15-19	43	2	0	1.000
11 Westburg, Jordan	.376	25-25	101	33	38	11	2	4	29	65	.644	14	7	25	0	.480	1	0	4-4	21	61	7	.921
40 MacNamee, Elijah	.356	26-26	90	29	32	9	0	3	27	50	.556	21	4	16	1	.475	5	0	4-6	45	2	1	.979
17 Foscue, Justin	.349	26-26	109	28	38	8	0	7	28	67	.615	11	0	12	2	.402	2	0	1-1	17	40	6	.905
5 Allen, Tanner	.264	26-26	106	26	28	8	0	3	27	45	.425	16	2	13	2	.362	3	0	1-1	214	4	1	.995
4 Jordan, Rowdey	.240	26-25	96	25	23	8	0	0	13	31	.323	9	2	13	1	.315	1	1	7-8	32	0	0	1.000

27 Brock, Bryce	.500	1-0	2	1	1	0	0	0	1	1	.500	0	0	0	0	.500	0	0	0-0	0	0	0	.000
10 Hatcher, Josh	.400	15-9	30	3	12	2	2	0	8	18	.600	4	1	7	0	.486	0	0	1-2	1	1	0	1.000
20 Hancock, Luke	.400	7-1	10	2	4	1	0	0	6	5	.500	2	0	2	0	.500	0	0	0-0	6	0	0	1.000
33 Cumbest, Brad	.353	12-1	17	3	6	3	0	0	3	9	.529	1	0	4	0	.389	0	0	0-0	4	0	0	1.000
34 Gilbert, Marshall	.344	18-6	32	3	11	3	0	1	4	17	.531	5	1	10	0	.447	0	0	0-0	33	5	0	1.000
8 Skelton, Dustin	.338	22-19	74	18	25	2	1	5	20	44	.595	9	0	17	2	.410	0	2	2-2	196	30	1	.996
2 Halter, Gunner	.284	23-22	74	22	21	2	0	1	11	26	.351	9	1	15	0	.369	0	4	3-3	25	39	4	.941
32 Jordan, Landon	.279	20-9	43	14	12	3	0	0	8	15	.349	4	0	6	2	.340	0	0	2-2	7	12	0	1.000
12 Jones, Hayden	.256	18-13	39	4	10	4	0	1	5	17	.436	1	1	6	0	.293	0	0	1-2	52	3	2	.965
3 Ginn, JT	.000	3-0	3	0	0	0	0	0	0	0	.000	0	0	1	0	.000	0	0	0-0	1	7	0	1.000
31 Bell, Benjamin	.000	7-0	0	3	0	0	0	0	0	0	.000	0	0	0	0	.000	0	0	0-0	0	0	0	.000
Totals	.327	26	944	245	309	75	6	26	214	474	.502	115	22	152	10	.408	13	7	41-50	702	235	26	.973
Opponents	.205	26	860	86	176	28	3	11	75	243	.283	69	31	306	7	.286	5	8	27-40	647	241	51	.946

LOB - Team (206), Opp (186). DPs turned - Team (9), Opp (12). CI - Team (1), Jones 1. IBB - Team (6), Allen 2, Jordan, L. 1, Mangum 1, Foscue 1, Skelton 1, Opp (2). Picked off - Allen 1.

(All games Sorted by Earned run avg)

Player	era	w-l	app	gs	cg	sho	sv	ip	h	r	er	bb	so	2b	3b	hr	b/avg	wp	hp	bk	sfa	sha
44 Small, Ethan	1.75	2-0	6	6	0	0/0	0	36.0	19	8	7	8	58	3	1	4	.154	1	3	0	0	4
3 Ginn, JT	2.58	6-0	6	6	0	0/0	0	38.1	26	11	11	4	49	4	0	1	.183	7	4	2	1	0

39 Spring, Tyler	0.00	1-0	5	0	0	0/0	0	5.1	3	0	0	1	8	1	0	0	.150	0	1	0	0	0
46 Barlow, Trysten	0.93	1-1	10	0	0	0/1	0	9.2	8	2	1	1	15	1	0	0	.222	2	2	0	0	0
14 Self, Riley	0.96	1-0	9	0	0	0/1	0	9.1	9	1	1	1	6	1	0	0	.257	2	0	0	0	0
19 Liebelt, Jared	2.20	1-0	11	0	0	0/2	2	16.1	12	6	4	2	14	4	1	1	.200	0	0	0	1	0
41 White, Colby	2.45	1-1	11	0	0	0/1	0	11.0	8	3	3	0	17	1	0	0	.205	0	1	0	0	0
16 Eagan, Jack	2.89	1-0	7	0	0	0/1	0	9.1	3	3	3	4	18	1	0	1	.103	0	4	0	0	0
27 Brock, Bryce	3.60	0-0	3	0	0	0/0	0	5.0	7	4	2	3	6	0	0	0	.318	0	1	0	0	0
6 Smith, Brandon	3.68	0-0	12	0	0	0/1	0	14.2	11	6	6	2	15	2	1	1	.208	1	3	0	0	1
55 Price, Spencer	3.86	0-0	8	0	0	0/0	0	7.0	7	4	3	5	10	1	0	1	.259	1	1	0	0	1
18 James, Keegan	4.15	2-1	6	6	0	0/1	0	21.2	26	10	10	11	23	4	0	0	.310	3	1	1	1	2
24 Gordon, Cole	4.20	3-0	11	0	0	0/0	6	15.0	11	7	7	7	24	0	0	1	.200	2	1	0	2	0
13 Plumlee, Peyton	4.26	1-0	8	4	0	0/1	0	25.1	21	13	12	10	29	3	0	1	.212	5	4	0	0	0
37 Cerantola, Eric	5.40	3-0	6	4	0	0/0	0	10.0	5	8	6	10	14	2	0	0	.139	2	5	0	0	0
Totals	2.92	23-3	26	26	0	2/2	8	234.0	176	86	76	69	306	28	3	11	.205	26	31	3	5	8
Opponents	8.56	3-23	26	26	0	1/1	2	216.2	309	245	206	115	152	75	6	26	.327	45	22	4	13	7

PB - Team (4), Skelton 2, Jones 1, Gilbert 1, Opp (8). Pickoffs - Team (2), Gordon 1, Ginn 1, Opp (1). SBA/ATT - Skelton (18-24), Plumlee (8-10), Ginn (8-9), Jones (6-8), Gilbert (3-7), James (2-5), Small (3-4), Cerantola (1-3), Barlow (1-3), Smith (2-2), White (1-2), Self (0-1), Gordon (1-1).



Southeastern Conference Statistics

Record: 4-2 Home: 2-1 Away: 2-1 SEC: 4-2

Player	avg	gp-gs	ab	r	h	2b	3b	hr	rbi	tb	slg%	bb	hp	so	gdp	ob%	sf	sh	sb-att	po	a	e	fld%
8 Skelton, Dustin	.455	6-5	22	7	10	2	0	1	8	15	.682	4	0	5	1	.538	0	1	1-1	50	5	0	1.000
15 Mangum, Jake	.400	6-6	30	6	12	4	0	1	4	19	.633	1	0	0	0	.419	0	0	0-1	11	0	0	1.000
40 MacNamee, Elijah	.400	6-6	25	9	10	4	0	1	4	17	.680	4	0	6	0	.467	1	0	0-0	12	0	1	.923
11 Westburg, Jordan	.385	6-6	26	8	10	5	0	2	10	21	.808	2	2	8	0	.452	1	0	1-1	4	21	2	.926
17 Foscue, Justin	.321	6-6	28	10	9	2	0	1	7	14	.500	3	0	4	0	.387	0	0	0-0	2	7	0	1.000
2 Halter, Gunner	.304	6-6	23	4	7	2	0	0	4	9	.391	2	0	4	0	.360	0	1	1-1	6	10	2	.889
5 Allen, Tanner	.286	6-6	28	6	8	1	0	1	2	12	.429	3	0	3	0	.355	0	0	0-0	56	1	0	1.000
4 Jordan, Rowdey	.286	6-5	21	5	6	3	0	0	6	9	.429	0	1	1	0	.318	0	1	1-1	9	0	0	1.000

32 Jordan, Landon	.500	2-0	2	1	1	0	0	0	2	1	.500	0	0	0	0	.500	0	0	0-0	0	0	0	.000
33 Cumbest, Brad	.444	3-1	9	1	4	2	0	0	1	6	.667	0	0	2	0	.444	0	0	0-0	1	0	0	1.000
10 Hatcher, Josh	.357	5-5	14	1	5	1	0	0	2	6	.429	1	1	5	0	.438	0	0	0-0	1	0	0	1.000
34 Gilbert, Marshall	.167	3-1	6	0	1	0	0	0	0	1	.167	0	0	3	0	.167	0	0	0-0	5	3	0	1.000
20 Hancock, Luke	.000	1-1	2	0	0	0	0	0	0	0	.000	1	0	0	0	.333	0	0	0-0	0	0	0	.000
12 Jones, Hayden	.000	1-0	1	0	0	0	0	0	0	0	.000	0	0	0	0	.000	0	0	0-0	0	0	0	.000
Totals	.350	6	237	58	83	26	0	7	50	130	.549	21	4	41	1	.409	2	3	4-5	159	57	6	.973
Opponents	.277	6	213	37	59	12	1	7	34	94	.441	13	6	59	1	.333	2	2	3-6	156	55	7	.968

LOB - Team (53), Opp (40). DPs turned - Team (1), Opp (1).

(SEC games only Sorted by Earned run avg)

Player	era	w-l	app	gs	cg	sho	sv	ip	h	r	er	bb	so	2b	3b	hr	b/avg	wp	hp	bk	sfa	sha
44 Small, Ethan	2.25	1-0	2	2	0	0/0	0	12.0	5	3	3	6	18	0	1	3	.125	1	0	0	0	1
3 Ginn, JT	4.05	2-0	2	2	0	0/0	0	13.1	13	6	6	1	17	4	0	0	.241	0	2	0	0	0
19 Liebelt, Jared	4.26	0-0	4	0	0	0/0	1	6.1	4	3	3	0	5	2	0	1	.182	0	0	0	1	0
18 James, Keegan	9.45	0-1	2	2	0	0/0	0	6.2	14	7	7	3	6	3	0	0	.424	0	0	1	0	1

14 Self, Riley	0.00	0-0	2	0	0	0/0	0	3.0	2	0	0	0	2	0	0	0	.182	1	0	0	0	0
46 Barlow, Trysten	0.00	0-0	3	0	0	0/0	0	2.2	2	1	0	0	3	1	0	0	.222	0	1	0	0	0
24 Gordon, Cole	13.50	1-0	2	0	0	0/0	0	4.0	6	6	6	2	4	0	0	1	.353	0	1	0	1	0
41 White, Colby	13.50	0-1	2	0	0	0/0	0	2.0	5	3	3	0	2	1	0	0	.500	0	0	0	0	0
6 Smith, Brandon	22.50	0-0	3	0	0	0/0	0	2.0	6	5	5	0	1	1	0	1	.500	0	2	0	0	0
55 Price, Spencer	27.00	0-0	2	0	0	0/0	0	1.0	2	3	3	1	1	0	0	1	.400	0	0	0	0	0
Totals	6.11	4-2	6	6	0	0/0	1	53.0	59	37	36	13	59	12	1	7	.277	2	6	1	2	2
Opponents	9.17	2-4	6	6	0	0/0	2	52.0	83	58	53	21	41	26	0	7	.350	5	4	0	2	3

PB - Team (1), Skelton 1, Opp (2). SBA/ATT - Skelton (2-3), Gilbert (1-3), Barlow (0-2), Ginn (2-2), White (0-1), James (1-1).



Last Five Games Statistics

Record: 4-1 Home: 3-1 Away: 1-0 SEC: 2-1

Player	avg	gp-gs	ab	r	h	2b	3b	hr	rbi	tb	slg%	bb	hp	so	gdp	ob%	sf	sh	sb-att	po	a	e	fld%
4 Jordan, Rowdey	.522	5-5	23	7	12	4	0	0	9	16	.696	0	1	0	0	.542	0	0	2-2	10	0	0	1.000
11 Westburg, Jordan	.476	5-5	21	9	10	4	0	3	13	23	1.095	4	2	3	0	.571	1	0	2-2	4	16	2	.909
8 Skelton, Dustin	.474	5-4	19	8	9	0	1	1	10	14	.737	4	0	3	2	.565	0	0	1-1	48	4	0	1.000
17 Foscue, Justin	.455	5-5	22	10	10	3	0	1	8	16	.727	4	0	4	0	.519	1	0	1-1	1	8	1	.900
15 Mangum, Jake	.444	5-5	27	6	12	1	0	0	2	13	.481	1	0	0	0	.464	0	0	2-3	4	0	0	1.000
2 Halter, Gunner	.294	4-4	17	5	5	1	0	0	3	6	.353	1	1	4	0	.368	0	0	1-1	1	10	1	.917
40 MacNamee, Elijah	.250	5-5	16	8	4	2	0	0	4	6	.375	8	1	3	0	.481	2	0	2-2	10	0	1	.909
5 Allen, Tanner	.217	5-5	23	6	5	1	0	0	1	6	.261	5	0	3	0	.357	0	0	0-0	46	1	0	1.000

33 Cumbest, Brad	.571	2-1	7	1	4	2	0	0	1	6	.857	0	0	0	0	.571	0	0	0-0	0	0	0	.000
32 Jordan, Landon	.429	3-1	7	3	3	0	0	0	4	3	.429	0	0	1	0	.429	0	0	0-0	1	2	0	1.000
34 Gilbert, Marshall	.167	4-1	6	0	1	0	0	0	0	1	.167	1	0	2	0	.286	0	0	0-0	0	0	0	.000
10 Hatcher, Josh	.111	4-3	9	0	1	0	0	0	1	1	.111	0	0	3	0	.111	0	0	0-0	0	0	0	.000
12 Jones, Hayden	.000	1-1	3	0	0	0	0	0	0	0	.000	0	0	0	0	.000	0	0	0-0	9	1	1	.909
20 Hancock, Luke	.000	1-0	1	0	0	0	0	0	0	0	.000	0	0	1	0	.000	0	0	0-0	0	0	0	.000
31 Bell, Benjamin	.000	1-0	0	1	0	0	0	0	0	0	.000	0	0	0	0	.000	0	0	0-0	0	0	0	.000
Totals	.378	5	201	64	76	18	1	5	56	111	.552	28	5	27	2	.458	4	0	11-12	135	50	7	.964
Opponents	.254	5	181	32	46	9	1	5	27	72	.398	15	9	58	1	.340	1	1	5-6	126	47	12	.935

LOB - Team (48), Opp (41). DPs turned - Team (1), Opp (2). CI - Team (1), Jones 1.

(Last Five Games Sorted by Earned run avg)

Player	era	w-l	app	gs	cg	sho	sv	ip	h	r	er	bb	so	2b	3b	hr	b/avg	wp	hp	bk	sfa	sha
3 Ginn, JT	2.57	1-0	1	1	0	0/0	0	7.0	3	2	2	1	6	1	0	0	.125	0	1	0	0	0
44 Small, Ethan	3.00	0-0	1	1	0	0/0	0	6.0	3	2	2	3	7	0	1	2	.143	0	0	0	0	0
13 Plumlee, Peyton	6.75	0-0	2	1	0	0/0	0	6.2	8	6	5	5	8	2	0	1	.276	2	1	0	0	0

39 Spring, Tyler	0.00	1-0	2	0	0	0/0	0	2.1	1	0	0	1	4	0	0	0	.111	0	1	0	0	0
46 Barlow, Trysten	0.00	0-0	3	0	0	0/0	0	2.1	1	1	0	0	4	1	0	0	.111	0	1	0	0	0
16 Eagan, Jack	0.00	0-0	1	0	0	0/0	0	2.0	0	0	0	0	6	0	0	0	.000	0	0	0	0	0
14 Self, Riley	0.00	0-0	1	0	0	0/0	0	2.0	2	0	0	0	0	0	0	0	.250	1	0	0	0	0
19 Liebelt, Jared	5.40	1-0	3	0	0	0/0	0	3.1	3	2	2	0	4	2	0	0	.250	0	0	0	1	0
41 White, Colby	6.00	0-1	3	0	0	0/0	0	3.0	4	2	2	0	5	1	0	0	.333	0	0	0	0	0
24 Gordon, Cole	6.75	1-0	2	0	0	0/0	1	4.0	4	3	3	1	6	0	0	1	.250	0	0	0	0	0
18 James, Keegan	12.00	0-0	1	1	0	0/0	0	3.0	8	4	4	1	3	1	0	0	.500	0	0	0	0	1
55 Price, Spencer	13.50	0-0	3	0	0	0/0	0	2.0	4	3	3	2	3	0	0	1	.400	0	1	0	0	0
6 Smith, Brandon	36.00	0-0	2	0	0	0/0	0	1.0	5	4	4	0	1	1	0	0	.625	0	1	0	0	0
37 Cerantola, Eric	54.00	0-0	1	1	0	0/0	0	0.1	0	3	2	1	1	0	0	0	.000	1	3	0	0	0
Totals	5.80	4-1	5	5	0	0/0	1	45.0	46	32	29	15	58	9	1	5	.254	4	9	0	1	1
Opponents	10.71	1-4	5	5	0	0/0	1	42.0	76	64	50	28	27	18	1	5	.378	11	5	2	4	0

PB - Team (0), Opp (2). SBA/ATT - Plumlee (5-5), Jones (4-4), Skelton (1-2), White (0-1).



Last 10 Games Statistics

Record: 8-2 Home: 5-1 Away: 3-1 SEC: 4-2

Player	avg	gp-gs	ab	r	h	2b	3b	hr	rbi	tb	slg%	bb	hp	so	gdp	ob%	sf	sh	sb-att	po	a	e	fld%
15 Mangum, Jake	.500	10-10	52	15	26	6	1	1	10	37	.712	2	0	0	0	.519	0	0	4-6	15	0	0	1.000
11 Westburg, Jordan	.400	10-10	45	15	18	6	1	3	18	35	.778	6	2	14	0	.481	1	0	2-2	6	29	3	.921
40 MacNamee, Elijah	.389	10-10	36	15	14	4	0	2	13	24	.667	10	1	8	0	.500	3	0	2-2	18	0	1	.947
17 Foscue, Justin	.333	10-10	45	14	15	4	0	2	11	25	.556	4	0	6	0	.380	1	0	1-1	3	14	2	.895
4 Jordan, Rowdey	.324	10-9	37	10	12	4	0	0	9	16	.432	1	1	1	0	.359	0	1	2-2	12	0	0	1.000
5 Allen, Tanner	.311	10-10	45	15	14	3	0	1	5	20	.444	9	0	5	0	.426	0	0	0-0	88	1	1	.989

27 Brock, Bryce	.500	1-0	2	1	1	0	0	0	1	1	.500	0	0	0	0	.500	0	0	0-0	0	0	0	.000
8 Skelton, Dustin	.481	8-6	27	9	13	2	1	1	11	20	.741	6	0	5	2	.576	0	1	1-1	71	6	0	1.000
10 Hatcher, Josh	.417	9-8	24	2	10	2	2	0	7	16	.667	2	1	5	0	.481	0	0	1-1	1	0	0	1.000
33 Cumbest, Brad	.333	5-1	12	1	4	2	0	0	1	6	.500	0	0	3	0	.333	0	0	0-0	3	0	0	1.000
20 Hancock, Luke	.286	4-1	7	1	2	0	0	0	3	2	.286	1	0	2	0	.375	0	0	0-0	4	0	0	1.000
2 Halter, Gunner	.276	8-8	29	10	8	2	0	0	4	10	.345	5	1	5	0	.400	0	1	1-1	8	16	2	.923
34 Gilbert, Marshall	.250	7-2	12	0	3	1	0	0	0	4	.333	2	0	4	0	.357	0	0	0-0	9	3	0	1.000
32 Jordan, Landon	.214	6-2	14	5	3	0	0	0	5	3	.214	1	0	3	1	.267	0	0	0-0	2	7	0	1.000
12 Jones, Hayden	.111	4-3	9	0	1	0	0	0	2	1	.111	0	0	2	0	.111	0	0	0-0	24	1	1	.962
31 Bell, Benjamin	.000	2-0	0	2	0	0	0	0	0	0	.000	0	0	0	0	.000	0	0	0-0	0	0	0	.000
Totals	.364	10	396	115	144	36	5	10	100	220	.556	49	6	63	3	.436	5	3	14-16	267	89	11	.970
Opponents	.236	10	348	51	82	16	1	8	44	124	.356	30	16	112	1	.323	2	2	9-12	255	96	20	.946

LOB - Team (89), Opp (81). DPs turned - Team (1), Opp (3). CI - Team (1), Jones 1. Picked off - Allen 1.

(Last Ten Games Sorted by Earned run avg)

Player	era	w-l	app	gs	cg	sho	sv	ip	h	r	er	bb	so	2b	3b	hr	b/avg	wp	hp	bk	sfa	sha
44 Small, Ethan	2.25	1-0	2	2	0	0/0	0	12.0	5	3	3	6	18	0	1	3	.125	1	0	0	0	1
3 Ginn, JT	4.05	2-0	2	2	0	0/0	0	13.1	13	6	6	1	17	4	0	0	.241	0	2	0	0	0

14 Self, Riley	0.00	0-0	4	0	0	0/0	0	5.0	4	0	0	0	5	0	0	0	.211	1	0	0	0	0
46 Barlow, Trysten	0.00	0-0	4	0	0	0/0	0	3.2	2	1	0	0	4	1	0	0	.167	0	1	0	0	0
16 Eagan, Jack	0.00	1-0	2	0	0	0/0	0	3.1	0	0	0	1	9	0	0	0	.000	0	2	0	0	0
39 Spring, Tyler	0.00	1-0	3	0	0	0/0	0	3.1	2	0	0	1	4	0	0	0	.154	0	1	0	0	0
27 Brock, Bryce	0.00	0-0	1	0	0	0/0	0	2.0	2	0	0	1	1	0	0	0	.250	0	0	0	0	0
19 Liebelt, Jared	3.86	1-0	5	0	0	0/0	1	7.0	4	3	3	0	6	2	0	1	.167	0	0	0	1	0
13 Plumlee, Peyton	4.66	0-0	3	2	0	0/0	0	9.2	10	6	5	5	11	2	0	1	.250	3	2	0	0	0
6 Smith, Brandon	6.43	0-0	5	0	0	0/0	0	7.0	7	5	5	1	7	2	0	1	.250	1	2	0	0	0
55 Price, Spencer	6.75	0-0	5	0	0	0/0	0	4.0	5	3	3	2	6	0	0	1	.294	0	1	0	0	0
41 White, Colby	6.75	0-1	4	0	0	0/0	0	4.0	6	3	3	0	5	1	0	0	.353	0	0	0	0	0
18 James, Keegan	9.45	0-1	2	2	0	0/0	0	6.2	14	7	7	3	6	3	0	0	.424	0	0	1	0	1
24 Gordon, Cole	10.80	1-0	3	0	0	0/0	1	5.0	6	6	6	2	7	0	0	1	.300	0	1	0	1	0
37 Cerantola, Eric	18.00	1-0	3	2	0	0/0	0	3.0	2	8	6	7	6	1	0	0	.154	2	4	0	0	0
Totals	4.75	8-2	10	10	0	0/0	2	89.0	82	51	47	30	112	16	1	8	.236	8	16	1	2	2
Opponents	9.95	2-8	10	10	0	0/0	2	85.0	144	115	94	49	63	36	5	10	.364	18	6	3	5	3

PB - Team (1), Skelton 1, Opp (3). Pickoffs - Team (0), Opp (1). SBA/ATT - Jones (5-5), Plumlee (5-5), Skelton (3-4), Gilbert (1-3), Barlow (0-2), Ginn (2-2), Smith (1-1), White (0-1), James (1-1).



Versus Ranked Opponents Statistics

Record: 8-3 Home: 5-2 Away: 2-1 Neutral: 1-0 SEC: 4-2

Player	avg	gp-gs	ab	r	h	2b	3b	hr	rbi	tb	slg%	bb	hp	so	gdp	ob%	sf	sh	sb-att	po	a	e	fld%
8 Skelton, Dustin	.390	11-10	41	10	16	2	0	3	11	27	.659	5	0	12	1	.457	0	2	1-1	95	14	0	1.000
11 Westburg, Jordan	.383	11-11	47	12	18	8	0	2	11	32	.681	4	2	12	0	.444	1	0	2-2	10	35	3	.938
15 Mangum, Jake	.375	11-11	48	10	18	4	0	1	6	25	.521	4	1	1	0	.426	1	0	3-5	16	2	0	1.000
40 MacNamee, Elijah	.350	11-11	40	11	14	5	0	1	8	22	.550	9	1	8	1	.462	2	0	0-0	14	0	1	.933
17 Foscue, Justin	.286	11-11	49	12	14	2	0	2	8	22	.449	4	0	8	0	.340	0	0	0-0	6	18	1	.960
2 Halter, Gunner	.257	10-10	35	5	9	2	0	0	6	11	.314	3	0	9	0	.316	0	2	1-1	10	19	2	.935
5 Allen, Tanner	.229	11-11	48	7	11	2	0	1	6	16	.333	6	0	7	1	.315	0	0	0-0	103	1	0	1.000
4 Jordan, Rowdey	.211	11-10	38	8	8	4	0	0	6	12	.316	3	1	6	1	.286	0	1	1-1	21	0	0	1.000

33 Cumbest, Brad	.444	3-1	9	1	4	2	0	0	1	6	.667	0	0	2	0	.444	0	0	0-0	1	0	0	1.000
10 Hatcher, Josh	.333	6-5	15	1	5	1	0	0	2	6	.400	1	1	6	0	.412	0	0	0-0	1	0	0	1.000
34 Gilbert, Marshall	.273	6-2	11	0	3	0	0	0	0	3	.273	0	0	4	0	.273	0	0	0-0	5	3	0	1.000
12 Jones, Hayden	.250	5-4	12	0	3	1	0	0	0	4	.333	0	0	1	0	.250	0	0	0-1	10	1	0	1.000
32 Jordan, Landon	.125	6-1	8	1	1	0	0	0	2	1	.125	0	0	1	1	.125	0	0	0-0	3	3	0	1.000
20 Hancock, Luke	.000	1-1	2	0	0	0	0	0	0	0	.000	1	0	0	0	.333	0	0	0-0	0	0	0	.000
3 Ginn, JT	.000	2-0	2	0	0	0	0	0	0	0	.000	0	0	1	0	.000	0	0	0-0	1	6	0	1.000
31 Bell, Benjamin	.000	3-0	0	0	0	0	0	0	0	0	.000	0	0	0	0	.000	0	0	0-0	0	0	0	.000
Totals	.306	11	405	78	124	33	0	10	67	187	.462	40	6	78	5	.374	4	5	8-11	297	111	10	.976
Opponents	.219	11	370	45	81	15	2	8	41	124	.335	26	12	122	4	.290	2	3	9-14	287	102	19	.953

LOB - Team (95), Opp (71). DPs turned - Team (4), Opp (6). IBB - Team (2), Allen 2, Opp (1).

(Versus Ranked Opponents Sorted by Earned run avg)

Player	era	w-l	app	gs	cg	sho	sv	ip	h	r	er	bb	so	2b	3b	hr	b/avg	wp	hp	bks	sfa	sha
44 Small, Ethan	1.42	1-0	3	3	0	0/0	0	19.0	6	3	3	6	31	0	1	3	.097	1	1	0	0	1
3 Ginn, JT	2.63	4-0	4	4	0	0/0	0	27.1	18	8	8	3	34	4	0	0	.178	5	3	1	0	0
18 James, Keegan	6.17	1-1	4	4	0	0/0	0	11.2	18	8	8	7	12	3	0	0	.353	2	1	1	0	2

46 Barlow, Trysten	1.50	0-1	6	0	0	0/0	0	6.0	4	2	1	1	8	1	0	0	.190	1	1	0	0	0
14 Self, Riley	2.70	0-0	4	0	0	0/0	0	3.1	6	1	1	0	2	1	0	0	.400	1	0	0	0	0
19 Liebelt, Jared	3.00	0-0	6	0	0	0/0	1	9.0	4	3	3	2	8	2	0	1	.133	0	0	0	1	0
13 Plumlee, Peyton	3.00	0-0	1	0	0	0/0	0	3.0	1	1	1	1	4	1	0	0	.091	0	1	0	0	0
16 Eagan, Jack	3.38	0-0	2	0	0	0/0	0	2.2	3	1	1	0	2	1	0	1	.333	0	1	0	0	0
41 White, Colby	5.40	0-1	5	0	0	0/0	0	5.0	5	3	3	0	6	1	0	0	.278	0	1	0	0	0
24 Gordon, Cole	6.75	2-0	5	0	0	0/0	2	8.0	6	6	6	5	12	0	0	1	.194	1	1	0	1	0
6 Smith, Brandon	18.00	0-0	4	0	0	0/0	0	3.0	8	6	6	0	2	1	1	1	.500	0	2	0	0	0
55 Price, Spencer	27.00	0-0	2	0	0	0/0	0	1.0	2	3	3	1	1	0	0	1	.400	0	0	0	0	0
Totals	4.00	8-3	11	11	0	0/0	3	99.0	81	45	44	26	122	15	2	8	.219	11	12	2	2	3
Opponents	6.40	3-8	11	11	0	1/1	2	95.2	124	78	68	40	78	33	0	10	.306	11	6	0	4	5

PB - Team (1), Skelton 1, Opp (2). SBA/ATT - Skelton (8-10), Ginn (7-8), James (2-3), Gilbert (1-3), Barlow (0-2), White (0-1), Jones (0-1).



Results

Date	Opponent		Score	Inns	Overall	SEC	Pitcher of record	Attend	Time
Feb 15, 2019	YOUNGSTOWN STATE	w	14-3	9	1-0-0	0-0-0	Gordon (W 1-0)	8503	3:00
Feb 16, 2019	YOUNGSTOWN STATE-1	w	14-2	9	2-0-0	0-0-0	Ginn (W 1-0)	9157	3:00
Feb 16, 2019	YOUNGSTOWN STATE-2	w	8-0	9	3-0-0	0-0-0	James (W 1-0)	9157	2:52
Feb 20, 2019	UAB	w	3-2	9	4-0-0	0-0-0	Self (W 1-0)	6539	2:54
Feb 22, 2019	#21 SOUTHERN MISS	L	0-1	(10)	4-1-0	0-0-0	Barlow (L 0-1)	7091	2:33
Feb 23, 2019	#21 SOUTHERN MISS	w	8-1	9	5-1-0	0-0-0	Ginn (W 2-0)	9376	2:35
Feb 24, 2019	#21 SOUTHERN MISS	w	4-3	9	6-1-0	0-0-0	Gordon (W 2-0)	9449	3:21
Feb 26, 2019	JACKSON STATE	w	17-4	9	7-1-0	0-0-0	Cerantola (W 1-0)	7019	2:56
Feb 27, 2019	SOUTHEASTERN LA.	w	12-0	9	8-1-0	0-0-0	Plumlee (W 1-0)	7860	3:01
\$ Mar 01, 2019	vs Sam Houston State	w	5-4	9	9-1-0	0-0-0	Barlow (W 1-1)	6447	2:54
\$ Mar 02, 2019	vs #8 Texas Tech	w	4-2	9	10-1-0	0-0-0	Ginn (W 3-0)	7527	3:23
Mar 05, 2019	#14 EAST CAROLINA	w	4-1	9	11-1-0	0-0-0	James (W 2-0)	7013	3:12
Mar 06, 2019	ARKANSAS-PINE BLUFF	w	14-1	9	12-1-0	0-0-0	Cerantola (W 2-0)	6506	3:08
Mar 08, 2019	MAINE-1	w	9-2	9	13-1-0	0-0-0	Small (W 1-0)	7238	2:42
Mar 08, 2019	MAINE-2	w	5-1	9	14-1-0	0-0-0	Ginn (W 4-0)	7238	2:35
Mar 10, 2019	MAINE	w	9-8	9	15-1-0	0-0-0	White (W 1-0)	7458	3:19
Mar 13, 2019	GRAMBLING	w	18-1	9	16-1-0	0-0-0	Cerantola (W 3-0)	7495	3:19
* Mar 15, 2019	at #4 Florida	w	6-5	9	17-1-0	1-0-0	Small (W 2-0)	4215	3:12
* Mar 16, 2019	at #4 Florida-1	w	10-5	9	18-1-0	2-0-0	Ginn (W 5-0)	4019	3:13
* Mar 16, 2019	at #4 Florida-2	L	2-4	9	18-2-0	2-1-0	James (L 2-1)	3247	2:48
Mar 19, 2019	LITTLE ROCK	w	15-4	9	19-2-0	2-1-0	Eagan (W 1-0)	7470	3:28
Mar 20, 2019	at Samford	w	6-4	9	20-2-0	2-1-0	Spring (W 1-0)	2284	3:23
* Mar 22, 2019	#16 AUBURN	L	5-6	9	20-3-0	2-2-0	White (L 1-1)	10029	3:14
* Mar 23, 2019	#16 AUBURN	w	15-2	9	21-3-0	3-2-0	Ginn (W 6-0)	12343	3:22
* Mar 24, 2019	#16 AUBURN	w	20-15	9	22-3-0	4-2-0	Gordon (W 3-0)	9886	4:11
Mar 26, 2019	MISS. VALLEY STATE	w	18-5	9	23-3-0	4-2-0	Liebelt (W 1-0)	7198	3:24

* = SEC game

\$ = Frisco Classic (Dr Pepper Ballpark; Frisco, Texas)

Rankings from Baseball America

() extra inning game



Game-by-Game

Hitting

Date	Opponent	ab	r	h	rbi	2b	3b	hr	tb	bb	ibb	sb	cs	hbp	sac	sf	gdp	k	po	a	e	lob	avg
Feb 15	YOUNGSTOWN ST	40	14	14	14	4	0	2	24	4	0	0	0	0	0	0	0	2	27	6	1	6	.350
Feb 16	YOUNGSTOWN ST	36	14	14	13	5	0	1	22	6	0	1	1	1	0	1	0	3	27	8	0	6	.368
Feb 16	YOUNGSTOWN ST	35	8	11	8	3	1	2	22	3	0	2	0	3	0	0	0	8	27	7	1	9	.351
Feb 20	UAB	29	3	3	3	0	0	0	3	3	0	1	0	1	0	0	0	8	27	13	0	6	.300
Feb 22	SOUTHERN MISS	36	0	7	0	0	0	0	7	0	0	2	1	0	0	0	0	4	30	12	0	6	.278
Feb 23	SOUTHERN MISS	36	8	13	8	1	0	3	23	5	1	1	0	0	0	0	2	6	27	16	0	9	.292
Feb 24	SOUTHERN MISS	35	4	7	4	4	0	0	11	4	1	0	0	0	0	0	1	9	27	9	0	9	.279
Feb 26	JACKSON STATE	35	17	12	12	4	0	2	22	8	0	3	0	3	0	1	1	0	27	6	2	6	.287
Feb 27	SOUTHEASTERN L	33	12	12	10	2	0	2	20	8	0	2	1	2	0	1	0	6	27	6	1	8	.295
Mar 01	vs Sam Houston St	34	5	10	4	3	0	0	13	0	0	1	0	0	1	1	0	6	27	12	2	7	.295
Mar 02	vs Texas Tech	33	4	8	2	1	0	0	9	5	0	1	1	2	1	1	0	9	27	8	0	11	.291
Mar 05	EAST CAROLINA	28	4	6	3	1	0	0	7	5	0	0	0	0	1	1	1	9	27	9	4	7	.285
Mar 06	ARKANSAS-PINE B	36	14	15	13	6	0	0	21	6	1	1	1	2	1	1	0	4	27	9	1	8	.296
Mar 08	MAINE	37	9	14	8	3	0	1	20	2	0	4	1	0	0	0	0	5	27	8	1	6	.302
Mar 08	MAINE	30	5	8	3	1	0	1	12	4	2	2	1	0	0	1	1	5	27	7	2	6	.300
Mar 10	MAINE	35	9	11	9	1	0	2	18	3	1	6	0	2	0	0	1	5	27	10	0	7	.301
Mar 13	GRAMBLING	41	18	18	16	4	2	1	29	8	0	1	1	0	0	1	0	9	27	6	2	8	.311
*Mar 15	at Florida	35	6	10	5	2	0	1	15	4	0	0	0	1	2	0	0	7	27	5	0	9	.309
*Mar 16	at Florida	45	10	17	8	6	0	3	32	0	0	0	0	0	0	0	0	9	27	12	2	8	.314
*Mar 16	at Florida	34	2	8	2	3	0	0	11	1	0	0	0	0	1	0	0	5	24	7	0	7	.310
Mar 19	LITTLE ROCK	40	15	15	13	3	2	0	22	8	0	2	0	0	0	0	1	6	27	9	0	9	.314
Mar 20	at Samford	37	6	11	6	1	1	0	14	7	0	2	0	1	0	0	1	5	27	8	1	12	.313
*Mar 22	AUBURN	37	5	7	3	2	0	0	9	3	0	0	0	2	0	0	0	7	27	10	1	10	.307
*Mar 23	AUBURN	41	15	20	12	5	0	1	28	8	0	1	1	0	0	1	1	7	27	13	0	11	.316
*Mar 24	AUBURN	45	20	21	20	8	0	2	35	5	0	3	0	1	0	1	0	6	27	10	3	8	.323
Mar 26	MISS. VALLEY STA	41	18	17	15	2	0	2	25	5	0	5	0	1	0	2	0	2	27	9	2	7	.327
Totals		944	245	309	214	75	6	26	474	115	6	41	9	22	7	13	10	152	702	235	26	206	.327



Game-by-Game

Pitching

Date	Opponent	ip	h	r	er	bb	so	2b	3b	hr	wp	bk	hbp	dp	ibb	score	w-l	sv	era
Feb 15	YOUNGSTOWN ST	9.0	5	3	3	1	18	1	0	1	1	0	1	0	0	14-3	1-0	0	3.00
Feb 16	YOUNGSTOWN ST	9.0	3	2	2	5	15	0	0	1	1	0	1	0	0	14-2	2-0	0	2.50
Feb 16	YOUNGSTOWN ST	9.0	7	0	0	2	10	0	0	0	1	0	1	1	0	8-0	3-0	0	1.67
Feb 20	UAB	9.0	9	2	2	2	10	0	0	0	1	0	1	0	0	3-2	4-0	1	1.75
Feb 22	SOUTHERN MISS	10.0	3	1	1	2	16	0	0	0	1	0	1	0	0	0-1	4-1	1	1.57
Feb 23	SOUTHERN MISS	9.0	4	1	1	1	11	0	1	0	3	0	1	1	0	8-1	5-1	1	1.47
Feb 24	SOUTHERN MISS	9.0	8	3	3	8	10	1	0	1	2	0	0	1	1	4-3	6-1	1	1.69
Feb 26	JACKSON STATE	9.0	8	4	1	1	11	2	0	0	1	0	2	0	0	17-4	7-1	1	1.60
Feb 27	SOUTHEASTERN L	9.0	2	0	0	2	14	0	0	0	1	0	1	1	0	12-0	8-1	1	1.43
Mar 01	vs Sam Houston St	9.0	11	4	2	0	9	1	1	0	0	0	1	0	0	5-4	9-1	2	1.48
Mar 02	vs Texas Tech	9.0	3	2	2	1	12	0	0	0	2	1	0	0	0	4-2	10-1	3	1.53
Mar 05	EAST CAROLINA	9.0	4	1	1	1	14	2	0	0	1	0	4	1	0	4-1	11-1	4	1.49
Mar 06	ARKANSAS-PINE B	9.0	5	1	1	4	8	1	0	0	1	0	0	1	1	14-1	12-1	4	1.45
Mar 08	MAINE	9.0	7	2	1	2	13	3	0	0	0	0	0	1	0	9-2	13-1	5	1.42
Mar 08	MAINE	9.0	6	1	1	0	13	0	0	0	1	1	0	0	0	5-1	14-1	5	1.39
Mar 10	MAINE	9.0	9	8	8	7	10	1	0	0	1	0	1	1	0	9-8	15-1	6	1.80
Mar 13	GRAMBLING	9.0	6	1	0	3	11	0	0	0	1	0	1	0	0	18-1	16-1	6	1.69
*Mar 15	at Florida	9.0	6	5	5	4	13	0	0	1	1	0	1	0	0	6-5	17-1	6	1.88
*Mar 16	at Florida	9.0	11	5	5	0	12	3	0	1	0	0	1	0	0	10-5	18-1	7	2.04
*Mar 16	at Florida	8.0	8	4	4	2	6	2	0	1	0	1	1	0	0	2-4	18-2	7	2.15
Mar 19	LITTLE ROCK	9.0	5	4	4	6	12	2	0	0	2	0	3	0	0	15-4	19-2	7	2.24
Mar 20	at Samford	9.0	10	4	3	3	14	1	0	1	0	0	2	0	0	6-4	20-2	8	2.27
*Mar 22	AUBURN	9.0	9	6	6	3	11	2	1	2	0	0	0	0	0	5-6	20-3	8	2.43
*Mar 23	AUBURN	9.0	4	2	2	1	9	2	0	0	0	0	1	0	0	15-2	21-3	8	2.42
*Mar 24	AUBURN	9.0	21	15	14	3	8	3	0	2	1	0	2	1	0	20-15	22-3	8	2.88
Mar 26	MISS. VALLEY STA	9.0	2	5	4	5	16	1	0	0	3	0	4	0	0	18-5	23-3	8	2.92
Totals		234.0	176	86	76	69	306	28	3	11	26	3	31	9	2	245-86	23-3	8	2.92



Non-Starter Statistics

Player	avg	gp-gs	ab	r	h	2b	3b	hr	rbi	tb	slg%	bb	hp	so	gdp	ob%	sf	sh	sb-att	po	a	e	fld%
8 Skelton, Dustin	1.000	3-0	3	1	3	1	0	0	3	4	1.333	0	0	0	0	1.000	0	0	0-0	6	1	0	1.000
20 Hancock, Luke	.500	6-0	8	2	4	1	0	0	6	5	.625	1	0	2	0	.556	0	0	0-0	6	0	0	1.000
27 Brock, Bryce	.500	1-0	2	1	1	0	0	0	1	1	.500	0	0	0	0	.500	0	0	0-0	0	0	0	.000
32 Jordan, Landon	.417	11-0	12	6	5	2	0	0	3	7	.583	2	0	2	1	.500	0	0	0-0	1	1	0	1.000
12 Jones, Hayden	.400	5-0	5	0	2	1	0	0	2	3	.600	1	0	1	0	.500	0	0	0-0	11	0	1	.917
10 Hatcher, Josh	.333	6-0	6	1	2	0	0	0	2	2	.333	2	0	2	0	.500	0	0	0-0	0	1	0	1.000
33 Cumbest, Brad	.273	11-0	11	2	3	2	0	0	2	5	.455	1	0	4	0	.333	0	0	0-0	4	0	0	1.000
34 Gilbert, Marshall	.200	12-0	15	0	3	2	0	0	0	5	.333	2	0	8	0	.294	0	0	0-0	11	0	0	1.000
3 Ginn, JT	.000	3-0	3	0	0	0	0	0	0	0	.000	0	0	1	0	.000	0	0	0-0	0	0	0	.000
2 Halter, Gunner	.000	1-0	1	1	0	0	0	0	1	0	.000	1	0	0	0	.500	0	0	0-0	1	0	0	1.000

31 Bell, Benjamin	.000	7-0	0	3	0	0	0	0	0	0	.000	0	0	0	0	.000	0	0	0-0	0	0	0	.000
4 Jordan, Rowdey	.000	1-0	0	1	0	0	0	0	0	0	.000	0	0	0	0	.000	0	0	0-0	0	0	0	.000
Totals	.348	26	66	18	23	9	0	0	20	32	.485	10	0	20	1	.434	0	0	0-0	43	17	4	.938
Opponents	.212	26	52	6	11	1	0	1	5	15	.288	4	0	27	1	.263	1	0	1-1	25	17	4	.913

(All games Sorted by Earned run avg)

Player	era	w-l	app	gs	cg	sho	sv	ip	h	r	er	bb	so	2b	3b	hr	b/avg	wp	hp	bk	sfa	sha
39 Spring, Tyler	0.00	1-0	5	0	0	0/0	0	5.1	3	0	0	1	8	1	0	0	.150	0	1	0	0	0
37 Cerantola, Eric	0.00	1-0	2	0	0	0/0	0	3.0	0	1	0	5	6	0	0	0	.000	0	0	0	0	0
46 Barlow, Trysten	0.93	1-1	10	0	0	0/1	0	9.2	8	2	1	1	15	1	0	0	.222	2	2	0	0	0
14 Self, Riley	0.96	1-0	9	0	0	0/1	0	9.1	9	1	1	1	6	1	0	0	.257	2	0	0	0	0
19 Liebelt, Jared	2.20	1-0	11	0	0	0/2	2	16.1	12	6	4	2	14	4	1	1	.200	0	0	0	1	0
41 White, Colby	2.45	1-1	11	0	0	0/1	0	11.0	8	3	3	0	17	1	0	0	.205	0	1	0	0	0
16 Eagan, Jack	2.89	1-0	7	0	0	0/1	0	9.1	3	3	3	4	18	1	0	1	.103	0	4	0	0	0
27 Brock, Bryce	3.60	0-0	3	0	0	0/0	0	5.0	7	4	2	3	6	0	0	0	.318	0	1	0	0	0
6 Smith, Brandon	3.68	0-0	12	0	0	0/1	0	14.2	11	6	6	2	15	2	1	1	.208	1	3	0	0	1
55 Price, Spencer	3.86	0-0	8	0	0	0/0	0	7.0	7	4	3	5	10	1	0	1	.259	1	1	0	0	1
24 Gordon, Cole	4.20	3-0	11	0	0	0/0	6	15.0	11	7	7	7	24	0	0	1	.200	2	1	0	2	0
13 Plumlee, Peyton	7.27	0-0	4	0	0	0/0	0	8.2	5	7	7	6	11	2	0	0	.152	3	2	0	0	0
Totals	2.91	10-2	26	0	0	2/2	8	114.1	84	44	37	37	150	14	2	5	.200	11	16	0	3	2
Opponents	9.78	2-9	26	0	0	1/1	2	111.1	179	149	121	72	86	48	3	10	.355	33	14	3	8	3

National Rankings (Games through March 24)

Hitting	NCAA	SEC	Total	Hitting	Name	NCAA	SEC	Total	Hitting (cont.)	Name	NCAA	SEC	Total
Batting Average	4	1	0.323	Batting Average	Jake Mangum	34	3	0.411	Sacrifice Flies	Elijah MacNamee	11	1	4
Slugging Percentage	6	1	0.497		Jordan Westburg	152	13	0.365		Tanner Allen	58	5	3
On Base Percentage	20	4	0.405		Elijah MacNamee	163	14	0.36	Stolen Bases	Jake Mangum	17	2	15
Hits	3	1	292	Slugging Percentage	Jordan Westburg	130	13	0.604	Total Bases	Justin Foscoe	22	3	62
Runs	2	1	227		Justin Foscoe	167	16	0.585		Jake Mangum	22	3	62
Runs Per Game	5	1	9.1	On Base Percentage	Dustin Skelton	169	17	0.583	Toughest to Strike Out	Jordan Westburg	46	7	58
Doubles	1	1	73		Elijah MacNamee	91	6	0.482		Jake Mangum	4	1	22.4
Doubles Per Game	2	1	2.92		Jordan Westburg	134	10	0.47					
Triples	80	3	6	Hits	Jake Mangum	2	1	46	Pitching	Name	NCAA	SEC	Total
Triples Per Game	129	7	0.24		Justin Foscoe	31	4	36	Victories	JT Ginn	1	1	6
Home Runs	26	7	24		Jordan Westburg	44	7	35		Eric Cerantola	115	16	3
Home Runs Per Game	46	7	0.96	Runs	Elijah MacNamee	138	19	31		Cole Gordon	115	16	3
Base on Balls	77	12	110		Jordan Westburg	12	2	30	Saves	Cole Gordon	14	3	6
Hit by Pitch	169	12	21		Elijah MacNamee	20	5	28	Earned Run Average	Ethan Small	77	7	1.75
Sacrifice Bunts	195	9	7		Jake Mangum	20	5	28		JT Ginn	194	17	2.58
Sacrifice Flies	78	9	11		Justin Foscoe	48	9	26	Hits Allowed Per Nine Innings	Ethan Small	27	7	4.75
Stolen Bases	51	7	36		Tanner Allen	117	27	23		JT Ginn	102	10	6.1
Stolen Bases Per Game	73	7	1.44	Runs Batted In	Rowdey Jordan	117	27	23	WHIP	Ethan Small	13	4	0.75
					Tanner Allen	38	6	27		JT Ginn	20	5	0.78
Pitching	NCAA	SEC	Total		Justin Foscoe	52	10	26	Walks Allowed Per Nine Innings	JT Ginn	23	5	0.94
Earned Run Average	16	4	2.92	Doubles	Jordan Westburg	72	17	25		---			
Hits Allowed Per Nine Innings	10	5	6.96		Elijah MacNamee	89	21	24	Strikeout-to-Walk Ratio	JT Ginn	10	2	12.25
WHIP	5	3	1.06		Jake Mangum	89	21	24		Ethan Small	39	8	7.25
Walks Allowed Per Nine Innings	2	1	2.56		Jake Mangum	12	1	11	Strikeouts	Ethan Small	5	1	58
Hit Batters	86	2	27		Jordan Westburg	22	4	10		JT Ginn	27	6	49
Strikeout-to-Walk Ratio	1	1	4.53		Elijah MacNamee	50	8	9	Strikeouts Per Nine Innings	Ethan Small	6	1	14.5
Strikeouts Per Nine Innings	1	1	11.6		Tanner Allen	104	15	8		JT Ginn	85	12	11.5
Shutouts	34	8	2	Triples	Justin Foscoe	104	15	8	Pitching Appearances	Brandon Smith	51	4	12
Fielding	NCAA	SEC	Total		Josh Hatcher	93	4	2		Cole Gordon	116	7	11
Fielding Percentage	64	8	0.974	Home Runs	Jordan Westburg	93	4	2	Games Started	JT Ginn	19	2	6
Double Plays	252	12	9		Justin Foscoe	45	8	6		Keegan James	19	2	6
Double Plays Per Game	281	13	0.36	Base on Balls	Dustin Skelton	89	14	5		Ethan Small	19	2	6
				Hit by Pitch	Elijah MacNamee	48	7	20	Complete Games	---			
				Sacrifice Bunts	Jordan Westburg	77	4	7					
					Gunner Halter	53	2	4					



2019 Game-by-Game

Opponent (Date)	AB	R	H	RBI	BB
YOUNGSTOWN STATE (F15) *	4	1	1	2	--
YOUNGSTOWN STATE (F16) *	4	1	1	--	--
YOUNGSTOWN STATE (F16) *	4	--	2	--	--
UAB (F20) *	3	1	--	--	--
SOUTHERN MISS (F22) *	4	--	--	--	--
SOUTHERN MISS (F23) *	3	1	--	--	--
SOUTHERN MISS (F24)			-DNP-		
JACKSON STATE (F26)	1	1	--	1	1
SOUTHEASTERN LOUISIANA (F27) *	2	2	1	1	1
vs. Sam Houston State (Mr1) *	3	1	1	--	--
vs. Texas Tech (Mr2) *	3	--	1	1	--
EAST CAROLINA (Mr5) *	2	--	1	1	1
ARKANSAS-PINE BLUFF (Mr6) *	2	--	--	--	1
MAINE (Mr8) *	3	2	2	1	--
MAINE (Mr8) *	3	1	2	--	--
MAINE (Mr10) *	4	1	1	--	--
GRAMBLING (Mr13) *	2	4	1	--	3
at Florida (Mr15) *	3	--	--	--	1
at Florida (Mr16) *	5	1	1	--	--
at Florida (Mr16) *	2	--	1	1	--
LITTLE ROCK (Mr19)			-DNP-		
at Samford (Mr20)			-DNP-		
AUBURN (Mr22) *	4	--	1	--	--
AUBURN (Mr23) *	4	2	3	1	1
AUBURN (Mr24) *	5	1	1	2	--
MISSISSIPPI VALLEY STATE (Mr26) *	4	2	--	--	--
LSU (Mr28)					
LSU (Mr29)					
LSU (Mr30)					
ULM (A3)					
at Tennessee (A5)					
at Tennessee (A6)					
at Tennessee (A7)					
SOUTH ALABAMA (A10)					
ALABAMA (A12)					
ALABAMA (A13)					
ALABAMA (A14)					
TEXAS SOUTHERN (A16)					
at Arkansas (A18)					
at Arkansas (A19)					
at Arkansas (A20)					
vs. Ole Miss (A23)					
GEORGIA (A26)					
GEORGIA (A27)					
GEORGIA (A28)					
at Texas A&M (My2)					
at Texas A&M (My3)					
at Texas A&M (My4)					
MEMPHIS (My8)					
at Ole Miss (My10)					
at Ole Miss (My11)					
at Ole Miss (My12)					
SOUTH CAROLINA (My16)					
SOUTH CAROLINA (My17)					
SOUTH CAROLINA (My18)					

* - Denotes Game Started

2019 Biography

Season: Appeared in 23 games, 22 of them starts at second base...Had a hit and two RBIs in his MSU debut against Youngstown State (2/15)...Hit his first career home run against Southeastern Louisiana (2/27).

Youngstown State (2/15-16): Started all three games at second base...Collected four hits over the weekend...Singled and drove in a pair of RBIs in his MSU debut on opening day...Singled and scored in the middle game...Posted his first career multi-hit performance with two hits in the series finale. **UAB (2/20):** Started at second base...Scored the game-tying run after reaching on an error. **Southern Miss (2/22-24):** Started the first two games of the series...Reached on a fielder's choice and scoring in the middle game. **Jackson State (2/26):** Entered as a defensive replacement at second base in the seventh inning...Picked up an RBI walk and scored one run. **Southeastern Louisiana (2/27):** Hit first-career home run, a solo shot...Also walked, stole a base and scored one run. **Frisco Classic (3/1-2):** Picked up a pair of hits in a pair of games. vs. *Sam Houston State (3/1):* Went 1-for-3 with a run scored and a sacrifice bunt. vs. *Texas Tech (3/2):* Had an RBI single to give MSU a 2-1 lead in the fourth inning. **ECU (3/5):** Walked, singled and drove in the game-winning run. **Arkansas-Pine Bluff (3/6):** Walked and added a sacrifice bunt. **Maine (3/8-10):** Totaled five hits and four runs scored in the series...Went 2-for-3, drove in a run and scored twice in the first contest...Collected two hits and scored one run in the middle game of the series...Was 1-for-4 in game three...Scored one run. **Grambling (3/13):** Finished 1-for-2 with three walks and four runs scored. **at Florida (3/15-16):** Started at second base all three games...Tripled and scored a run in game two...Doubled in the series finale. **Auburn (3/22-24):** Hit .385 in the series, going 5-for-13, with three runs scored and three RBIs...Had one hit in the series opener...Reached base four times, going 3-for-4 at the plate with one walk in the middle game of the series...Scored two runs and had one RBI...Drove in two RBIs on one hit in the series finale....Scored once and stole one base. **Mississippi Valley State (3/26):** Reached on an error and was hit by a pitch...Scored two runs.

Halter's Single-Game Career Highs

At-Bats	5	Twice; Last Auburn, 3/24/19	Total Bases	4	Last Auburn, 3/23/19
Runs	4	Grambling, 3/13/19	Walks	3	Grambling, 3/13/19
Hits	3	Auburn, 3/23/19	Strikeouts	2	Three Times; Last Auburn, 3/24/19
RBIs	2	Twice; Last Auburn, 3/24/19	Stolen Bases	1	Three Times; Last Auburn, 3/24/19
Doubles	1	Twice; Last Auburn, 3/23/19			
Triples	---				
Home Runs	1	Southeastern Louisiana, 2/27/19			

Halter's Career Statistics

	Av	GP	GS	AB	R	H	2B	3B	HR	RBI	TB	SLG%	BB	HBP	SO	GDP	OB%	SF	SH	SB-ATT	PO	A	E	FLD%
2019	.284	23	22	74	22	21	2	0	1	11	26	.351	9	1	15	0	.369	0	4	3-3	25	39	4	.941
Career	.284	23	22	74	22	21	2	0	1	11	26	.351	9	1	15	0	.369	0	4	3-3	25	39	4	.941



2019 Game-by-Game

Opponent (Date)	Dec.	IP	H	R (ER)	BB	K
YOUNGSTOWN STATE (F15)			-DNP-			
YOUNGSTOWN STATE (F16) *	W	5.0	2	2 (2)	1	7
YOUNGSTOWN STATE (F16)			-DNP-			
UAB (F20)			-DNP-			
SOUTHERN MISS (F22)			-DNP-			
SOUTHERN MISS (F23) *	W	7.0	2	-- (--)	1	9
SOUTHERN MISS (F24)			-DNP-			
JACKSON STATE (F26)			-DNP-			
SOUTHEASTERN LOUISIANA (F27)			-DNP-			
vs. Sam Houston State (Mr1)			-DNP-			
vs. Texas Tech (Mr2) *	W	7.0	3	2 (2)	1	8
EAST CAROLINA (Mr5)			-DNP-			
ARKANSAS-PINE BLUFF (Mr6)			-DNP-			
MAINE (Mr8)			-DNP-			
MAINE (Mr8) *	W	6.0	6	1 (1)	--	8
MAINE (Mr10)			-DNP-			
GRAMBLING (Mr13)			-DNP-			
at Florida (Mr15)			-DNP-			
at Florida (Mr16)	W	6.1	10	4(4)	--	11
at Florida (Mr16)			-DNP-			
LITTLE ROCK (Mr19)			-DNP-			
at Samford (Mr20)			-DNP-			
AUBURN (Mr22)			-DNP-			
AUBURN (Mr23) *	W	7.0	3	2(2)	1	6
AUBURN (Mr24)			-DNP-			
MISSISSIPPI VALLEY STATE (Mr26)			-DNP-			
LSU (Mr28)						
LSU (Mr29)						
LSU (Mr30)						
ULM (A3)						
at Tennessee (A5)						
at Tennessee (A6)						
at Tennessee (A7)						
SOUTH ALABAMA (A10)						
ALABAMA (A12)						
ALABAMA (A13)						
ALABAMA (A14)						
TEXAS SOUTHERN (A16)						
at Arkansas (A18)						
at Arkansas (A19)						
at Arkansas (A20)						
vs. Ole Miss (A23)						
GEORGIA (A26)						
GEORGIA (A27)						
GEORGIA (A28)						
at Texas A&M (My2)						
at Texas A&M (My3)						
at Texas A&M (My4)						
MEMPHIS (My8)						
at Ole Miss (My10)						
at Ole Miss (My11)						
at Ole Miss (My12)						
SOUTH CAROLINA (My16)						
SOUTH CAROLINA (My17)						
SOUTH CAROLINA (My18)						

* - Denotes Game Started | (W)in, (L)oss, H(old), (S)ave, (B)low/n Save

2019 Biography

Awards: Named SEC Co-Freshman of the Week February 25 after tossing seven shutout innings against Southern Miss (2/23) . . . Honored as SEC Co-Freshman of the Week March 4 after his performance at the Frisco Classic . . . Named the Frisco Classic Most Valuable Player.

Season: Started six games on the mound . . . Earned a win in each of his first six starts . . . Won his MSU debut with five innings of two-run work versus Youngstown State (2/16) . . . Has three plate appearances.

Youngstown State (2/15-16): Made collegiate debut in the middle game of the series . . . Earned first collegiate win . . . Struck out seven batters over five innings . . . Allowed two runs on as many hits. **Southern Miss (2/22-24):** Shutout the Golden Eagles through seven innings in the middle game of the series to earn the win . . . Struck out a career-high nine batters . . . Allowed just two hits. **Frisco Classic (3/1-2):** vs. *Texas Tech (3/2):* Allowed just two runs on three hits over seven innings to earn the win. **Maine (3/8-10):** Struck out eight over six innings . . . Allowed just one run in game two of the Friday doubleheader to get the win. **at Florida (3/15-16):** Struck out 11 batters in a game two start...Allowed four runs on ten hits...Earned the victory. **Auburn (3/22-24):** Started the middle game of the series and threw seven innings to earn the win...Allowed two runs on three hits...Walked one and struck out six.

Ginn’s Single-Game Career Highs

Innings Pitched	7.0	Three Times; Last Auburn, 3/23/19	Wild Pitches	3	Southern Miss, 2/23/19
Fewest Hits	2	Twice; Last Southern Miss, 2/23/19	Hit-by-Pitch	1	Four Times; Last Auburn, 3/23/19
Fewest Runs	0	Southern Miss, 2/23/19	Total Pitches	93	at Florida, 3/16/19
Fewest Earned Runs	0	Southern Miss, 2/23/19			
Walks	1	Four Times; Last Auburn, 3/23/19			
Strikeouts	11	at Florida, 3/16/19			

Ginn’s Career Statistics

	ERA	W-L	App	GS	CG	SHO/CBO	SV	IP	H	R	ER	BB	SO	2B	3B	HR	BF	BAA	WP	HBP	BK	SFA	SHA
2019	2.58	6-0	6	6	0	0/0	0	38.1	26	11	11	4	49	4	0	1	151	.183	7	4	2	1	0
Career	2.58	6-0	6	6	0	0/0	0	38.1	26	11	11	4	49	4	0	1	151	.183	7	4	2	1	0



2019 Game-by-Game

Opponent (Date)	AB	R	H	RBI	BB
YOUNGSTOWN STATE (F15) *	4	2	1	2	1
YOUNGSTOWN STATE (F16) *	4	2	1	--	1
YOUNGSTOWN STATE (F16) *	4	2	1	--	1
UAB (F20) *	3	--	--	--	1
SOUTHERN MISS (F22) *	4	--	--	--	--
SOUTHERN MISS (F23) *	3	--	1	--	1
SOUTHERN MISS (F24) *	4	--	--	--	--
JACKSON STATE (F26) *	4	2	2	--	--
SOUTHEASTERN LOUISIANA (F27) *	5	1	2	--	--
vs. Sam Houston State (Mr1) *	4	--	--	--	--
vs. Texas Tech (Mr2) *	3	2	1	--	1
EAST CAROLINA (Mr5) *	3	1	--	--	1
ARKANSAS-PINE BLUFF (Mr6) *	3	1	--	1	1
MAINE (Mr8) *	4	1	1	1	--
MAINE (Mr8) *	4	--	1	--	--
MAINE (Mr10) *	3	1	--	--	--
GRAMBLING (Mr13) *	2	--	--	--	--
at Florida (Mr15) *	3	--	--	--	--
at Florida (Mr16) *	5	--	--	--	--
at Florida (Mr16)	--	1	--	--	--
LITTLE ROCK (Mr19) *	4	2	--	--	1
at Samford (Mr20) *	5	1	2	1	--
AUBURN (Mr22) *	3	--	--	--	--
AUBURN (Mr23) *	5	2	3	2	--
AUBURN (Mr24) *	5	2	3	4	--
MISSISSIPPI VALLEY STATE (Mr26) *	5	2	4	2	--
LSU (Mr28)					
LSU (Mr29)					
LSU (Mr30)					
ULM (A3)					
at Tennessee (A5)					
at Tennessee (A6)					
at Tennessee (A7)					
SOUTH ALABAMA (A10)					
ALABAMA (A12)					
ALABAMA (A13)					
ALABAMA (A14)					
TEXAS SOUTHERN (A16)					
at Arkansas (A18)					
at Arkansas (A19)					
at Arkansas (A20)					
vs. Ole Miss (A23)					
GEORGIA (A26)					
GEORGIA (A27)					
GEORGIA (A28)					
at Texas A&M (My2)					
at Texas A&M (My3)					
at Texas A&M (My4)					
MEMPHIS (My8)					
at Ole Miss (My10)					
at Ole Miss (My11)					
at Ole Miss (My12)					
SOUTH CAROLINA (My16)					
SOUTH CAROLINA (My17)					
SOUTH CAROLINA (My18)					

* - Denotes Game Started

2019 Biography

Season: Appeared in all 26 games with 25 starts in left field.

Youngstown State (2/15-16): Collected a hit, walked and scored two runs in each game of the three game series. . . Doubled and drove in a pair of RBIs in the season opener. . . Went 1-for-4 in game two. . . Doubled in the series finale. **UAB (2/20):** Reached base via walk. **Southern Miss (2/22-24):** Started all three games. . . Doubled and walked in the middle game of the series. **Jackson State (2/26):** Picked up two hits, scored two runs and stole one base. **Southeastern Louisiana (2/27):** Went 2-for-5 with a double and a stolen base. **Frisco Classic (3/1-2):** Started both games. vs. *Texas Tech (3/2):* Scored twice with a hit and a walk. **ECU (3/5):** Walked and scored one run. **Arkansas-Pine Bluff (3/6):** Walked with the bases loaded to collect one RBI. . . Scored one run. **Maine (3/8-10):** Tallied two hits in the series. . . Posted an RBI single in the series opener. . . Stole one base and scored one run. . . Collected hit in the middle game. . . Reached base twice, stole two bases and scored one run. **at Florida (3/15-16):** Started first two games...Went hitless...Entered as a pinch runner and scored in the series finale. **Little Rock (3/19):** Scored twice despite going hitless. **at Samford (3/20):** Went 2-for-5...Drove in the game-tying RBI with a seventh-inning single. **Auburn (3/22-24):** Hit .462 (6-for-13) with six RBIs and four runs scored...Three of six hits were doubles...Reached via hit-by-pitch in the series opener...Was 3-for-5 in the middle game of the series with two RBIs...Scored two runs...Doubled to drive in one RBI in the eighth inning of the middle game in the series...Collected three more hits in the series finale...Drove in four RBIs and scored twice...Stole one base...Doubled to drive in one RBI in the third inning...Plated three RBIs with a sixth inning double. **Mississippi Valley State (3/26):** Posted four hits in five at bats...Drove in two RBIs and scored two runs...Also stole one base.

R. Jordan's Single-Game Career Highs

At-Bats	6	vs Oklahoma, 6/3/18	Total Bases	7	vs Oklahoma, 6/3/18
Runs	3	at Kentucky, 5/13/18	Walks	2	Eight Times; Last Florida, 5/19/18
Hits	4	Mississippi Valley State, 3/26/19	Strikeouts	2	18 Times; Last East Carolina, 3/5/19
RBIs	4	Twice; Last Auburn, 3/24/19	Stolen Bases	2	Maine, 3/10/19
Doubles	2	Twice; Last Auburn, 3/24/19			
Triples	1	at Vanderbilt, 6/9/18			
Home Runs	1	14 Times; Last vs Oklahoma, 6/3/18			

R. Jordan's Career Statistics

	Avg	GP- GS	AB	R	H	2B	3B	HR	RBI	TB	SLG%	BB	HBP	SO	GDP	OB%	SF	SH	SB-ATT	PO	A	E	FLD%
2018	.321	57-51	193	39	62	15	1	7	37	100	.518	21	4	40	4	.390	5	3	2-2	87	2	4	.957
2019	.240	26-25	96	25	23	8	0	0	13	31	.323	9	2	13	1	.315	1	1	7-8	32	0	0	1.000
Career	.294	83-76	289	64	85	23	1	7	50	131	.453	30	6	53	5	.366	6	4	9-10	119	2	4	.968



2019 Game-by-Game

Opponent (Date)	AB	R	H	RBI	BB
YOUNGSTOWN STATE (F15) *	5	3	2	4	--
YOUNGSTOWN STATE (F16) *	3	2	2	6	1
YOUNGSTOWN STATE (F16) *	5	--	3	3	--
UAB (F20) *	3	--	--	--	1
SOUTHERN MISS (F22) *	4	--	--	--	--
SOUTHERN MISS (F23) *	4	--	1	2	1
SOUTHERN MISS (F24) *	4	--	2	2	1
JACKSON STATE (F26) *	3	--	--	2	--
SOUTHEASTERN LOUISIANA (F27) *	3	2	1	--	1
vs. Sam Houston State (Mr1) *	3	1	1	1	--
vs. Texas Tech (Mr2) *	4	1	--	--	1
EAST CAROLINA (Mr5) *	4	--	--	--	--
ARKANSAS-PINE BLUFF (Mr6) *	4	--	1	1	--
MAINE (Mr8) *	5	--	--	--	--
MAINE (Mr8) *	3	--	--	1	--
MAINE (Mr10) *	4	2	1	--	1
GRAMBLING (Mr13) *	3	4	3	2	3
at Florida (Mr15) *	5	1	2	--	--
at Florida (Mr16) *	5	2	2	1	--
at Florida (Mr16) *	4	--	--	--	--
LITTLE ROCK (Mr19) *	5	2	2	1	1
at Samford (Mr20) *	5	--	--	--	--
AUBURN (Mr22) *	4	1	1	--	1
AUBURN (Mr23) *	4	2	1	--	2
AUBURN (Mr24) *	6	--	2	1	--
MISSISSIPPI VALLEY STATE (Mr26) *	4	3	1	--	2
LSU (Mr28)					
LSU (Mr29)					
LSU (Mr30)					
ULM (A3)					
at Tennessee (A5)					
at Tennessee (A6)					
at Tennessee (A7)					
SOUTH ALABAMA (A10)					
ALABAMA (A12)					
ALABAMA (A13)					
ALABAMA (A14)					
TEXAS SOUTHERN (A16)					
at Arkansas (A18)					
at Arkansas (A19)					
at Arkansas (A20)					
vs. Ole Miss (A23)					
GEORGIA (A26)					
GEORGIA (A27)					
GEORGIA (A28)					
at Texas A&M (My2)					
at Texas A&M (My3)					
at Texas A&M (My4)					
MEMPHIS (My8)					
at Ole Miss (My10)					
at Ole Miss (My11)					
at Ole Miss (My12)					
SOUTH CAROLINA (My16)					
SOUTH CAROLINA (My17)					
SOUTH CAROLINA (My18)					

* - Denotes Game Started

2019 Biography

Awards: Earned Perfect Game National Hitter of the Week honors and Collegiate Baseball Newspaper National Player of the Week Honor Roll laurels after batting .538 with 13 RBIs during opening weekend versus Youngstown State.

Season: Started at first base in all 26 games...Hit walk-off, RBI double in rubber game of Southern Miss series (2/24).

Youngstown State (2/15-16): Batted .538 with seven hits, five going for extra bases Hit two home runs and tallied 13 RBIs in the season-opening series...Collected multi-hit and multi-RBI performances in all three contests...Doubled and homered in game one of the series...Went 2-for-3 with a double, home run and six RBIs in the middle game...Had three hits in the final game against the Penguins...Also doubled and plated three runs. **UAB (2/20):** Walked in one of four plate appearances. **Southern Miss (2/22-24):** Collected three hits in twelve at-bats in the three-game series to go along with four RBIs...Earned two RBIs on one hit in game two...Hit a walk-off, RBI double in rubber game of series. **Jackson State (2/26):** Drove in two runs via a sacrifice fly and a hit-by-pitch. **Southeastern Louisiana (2/27):** Doubled, walked and scored two runs. **Frisco Classic (3/1-2):** Scored a pair of runs and drove in one RBI. **vs. Sam Houston State (3/1):** Earned an RBI via sacrifice fly...Also collected a hit and scored a run. **vs. Texas Tech (3/2):** Walked and scored the eventual game-winning run. **Arkansas-Pine Bluff (3/6):** Collected an RBI on a single. **Maine (3/8-10):** Went 0-for-8 in series-opening doubleheader...Bounced back with a single, walk, stolen base and two runs scored in game three. **Grambling (3/13):** Reached base in all six plate appearances with three hits and three walks...Drove in two RBIs and scored four times. **at Florida (3/15-16):** Collected four hits and scored three runs in the weekend series...Went 2-for-5 in game one and scored...Had two hits, two runs and an RBI in the middle game. **Little Rock (3/19):** Doubled and drove in an RBI. **Auburn (3/22-24):** Started all three games at first base...Reached base at least twice in each game...Singled, walked and scored one run in the series opener...Singled, walked twice and scored two runs in the middle game of the series...Doubled in the first inning of the series finale...Plated one RBI with a fourth-inning single. **Mississippi Valley State (3/26):** Reached base safely three times with a hit and two walks...Also reached on an error...Scored three runs.

Allen's Single-Game Career Highs

At-Bats	7	at Missouri, 3/24/18	Total Bases	7	Florida, 5/18/18
Runs	4	Grambling, 3/13/19	Walks	3	Grambling, 3/13/19
Hits	3	Seven Times; Last Grambling, 3/13/19	Strikeouts	3	Four Times; Last vs North Carolina, 6/19/18
RBIs	6	Youngstown State, 2/16/19	Stolen Bases	1	Maine, 3/10/19
Doubles	3	vs. Samford, 6/3/18			
Triples	1	Five Times; vs Ole Miss, 4/24/18			
Home Runs	1	Eight times; Last at Florida, 3/16/19			

Allen's Career Statistics

	Avg	GP- GS	AB	R	H	2B	3B	HR	RBI	TB	SLG%	BB	HBP	SO	GDP	OB%	SF	SH	SB-ATT	PO	A	E	FLD%
2018	.287	68-68	275	42	79	18	5	5	45	122	.444	27	2	62	6	.353	2	2	0-2	329	23	6	.983
2019	.264	26-26	106	26	28	8	0	3	27	45	.425	16	2	13	2	.362	3	0	1-1	214	4	1	.995
Career	.281	94-94	381	68	107	26	5	8	72	167	.438	43	4	75	8	.356	5	2	1-3	543	27	7	.988



2019 Game-by-Game

Opponent (Date)	Dec.	IP	H	R (ER)	BB	K
YOUNGSTOWN STATE (F15)			-DNP-			
YOUNGSTOWN STATE (F16)	ND	1.0	--	-- (--)	--	1
YOUNGSTOWN STATE (F16)			-DNP-			
UAB (F20)	ND	1.1	--	-- (--)	--	3
SOUTHERN MISS (F22)			-DNP-			
SOUTHERN MISS (F23)	ND	1.0	2	1(1)	--	1
SOUTHERN MISS (F24)			-DNP-			
JACKSON STATE (F26)	ND	2.0	1	-- (--)	--	--
SOUTHEASTERN LOUISIANA (F27)			-DNP-			
vs. Sam Houston State (Mr1)			-DNP-			
vs. Texas Tech (Mr2)			-DNP-			
EAST CAROLINA (Mr5)			-DNP-			
ARKANSAS-PINE BLUFF (Mr6)	H	1.0	1	-- (--)	--	1
MAINE (Mr8)			-DNP-			
MAINE (Mr8)	H	1.0	--	-- (--)	--	2
MAINE (Mr10)	ND	0.1	--	-- (--)	1	--
GRAMBLING (Mr13)	ND	1.0	--	-- (--)	--	1
at Florida (Mr15)			-DNP-			
at Florida (Mr16)			-DNP-			
at Florida (Mr16)	ND	1.0	1	1(1)	--	--
LITTLE ROCK (Mr19)	H	4.0	1	-- (--)	1	5
at Samford (Mr20)			-DNP-			
AUBURN (Mr22)	ND	1.0	1	-- (--)	--	1
AUBURN (Mr23)			-DNP-			
AUBURN (Mr24)	ND	0.0	4	4(4)	--	--
MISSISSIPPI VALLEY STATE (Mr26)			-DNP-			
LSU (Mr28)						
LSU (Mr29)						
LSU (Mr30)						
ULM (A3)						
at Tennessee (A5)						
at Tennessee (A6)						
at Tennessee (A7)						
SOUTH ALABAMA (A10)						
ALABAMA (A12)						
ALABAMA (A13)						
ALABAMA (A14)						
TEXAS SOUTHERN (A16)						
at Arkansas (A18)						
at Arkansas (A19)						
at Arkansas (A20)						
vs. Ole Miss (A23)						
GEORGIA (A26)						
GEORGIA (A27)						
GEORGIA (A28)						
at Texas A&M (My2)						
at Texas A&M (My3)						
at Texas A&M (My4)						
MEMPHIS (My8)						
at Ole Miss (My10)						
at Ole Miss (My11)						
at Ole Miss (My12)						
SOUTH CAROLINA (My16)						
SOUTH CAROLINA (My17)						
SOUTH CAROLINA (My18)						

* - Denotes Game Started | (W)in, (L)oss, H(old), (S)ave, (B)low Save

2019 Biography

Season: Made 12 appearances, all in relief. . . Made his MSU debut against Youngstown State (2/16) and threw a scoreless ninth inning in relief.

Youngstown State (2/15-16): Threw the final inning of series finale. . . Tossed a scoreless frame with one strikeout. **UAB (2/20):** Sat down three batters via strikeout in 1 1/3 innings. **Southern Miss (2/22-24):** Allowed one run on two hits in middle game of the series. **Jackson State (2/26):** Tossed two scoreless innings of relief. **Arkansas-Pine Bluff (3/6):** Threw a scoreless seventh inning. **Maine (3/8-10):** Appeared in each of the final two games. . . Struck out two in one scoreless inning of the middle game in the series. . . Walked one in 1/3 of an inning in the final game. **Grambling (3/13):** Tossed a scoreless sixth inning. . . Struck out one. **Florida (3/15-16):** Pitched in final game...Allowed a run. **Little Rock (3/19):** Pitched four-inning scoreless relief effort...Struck out five... Allowed just one hit and one walk. **Auburn (3/22-24):** Appeared in the series opener and series finale...Allowed one hit and struck out one in the series opener... Surrendered four runs on four hits without recording an out in the series finale.

Smith's Single-Game Career Highs

Innings Pitched	4.0	Little Rock, 3/19/19	Wild Pitches	1	Little Rock, 3/19/19
Fewest Hits	0	Four Times; Last Maine, 3/10/19	Hit-by-Pitch	1	Three Times; Last Auburn, 3/24/19
Fewest Runs	0	Eight Times; Last Auburn, 3/22/19	Total Pitches	53	Little Rock, 3/19/19
Fewest Earned Runs	0	Eight Times; Last Auburn, 3/22/19			
Walks	1	Twice; Last Little Rock, 3/19/19			
Strikeouts	5	Little Rock, 3/19/19			

Smith's Career Statistics

	ERA	W-L	App	GS	CG	SHO/CBO	SV	IP	H	R	ER	BB	SO	2B	3B	HR	BF	BAA	WP	HBP	BK	SFA	SHA
2019	3.68	0-0	12	0	0	0/1	0	14.2	11	6	6	2	15	2	1	1	59	.208	1	3	0	0	1
Career	3.68	0-0	12	0	0	0/1	0	14.2	11	6	6	2	15	2	1	1	59	.208	1	3	0	0	1



2019 Game-by-Game

Opponent (Date)	AB	R	H	RBI	BB
YOUNGSTOWN STATE (F15) *	4	1	--	--	1
YOUNGSTOWN STATE (F16) *	4	2	2	1	--
YOUNGSTOWN STATE (F16)			-DNP-		
UAB (F20) *	3	1	1	1	--
SOUTHERN MISS (F22) *	4	--	2	--	--
SOUTHERN MISS (F23) *	4	3	3	3	--
SOUTHERN MISS (F24) *	4	--	--	--	--
JACKSON STATE (F26) *			-DNP-		
SOUTHEASTERN LOUISIANA (F27) *	3	--	--	--	--
vs. Sam Houston State (Mr1) *	4	--	--	--	--
vs. Texas Tech (Mr2) *	5	--	1	--	--
EAST CAROLINA (Mr5) *	2	--	--	--	1
ARKANSAS-PINE BLUFF (Mr6)	--	--	--	--	--
MAINE (Mr8) *	3	--	--	--	--
MAINE (Mr8) *	4	1	1	2	--
MAINE (Mr10) *	3	1	2	2	1
GRAMBLING (Mr13)			-DNP-		
at Florida (Mr15) *	2	1	--	--	2
at Florida (Mr16) *	5	--	3	1	--
at Florida (Mr16)	1	--	1	--	--
LITTLE ROCK (Mr19)			-DNP-		
at Samford (Mr20) *	3	1	1	--	2
AUBURN (Mr22) *	5	--	1	1	--
AUBURN (Mr23) *	4	2	1	1	1
AUBURN (Mr24) *	5	4	4	5	1
MISSISSIPPI VALLEY STATE (Mr26)	2	1	2	3	--
LSU (Mr28)					
LSU (Mr29)					
LSU (Mr30)					
ULM (A3)					
at Tennessee (A5)					
at Tennessee (A6)					
at Tennessee (A7)					
SOUTH ALABAMA (A10)					
ALABAMA (A12)					
ALABAMA (A13)					
ALABAMA (A14)					
TEXAS SOUTHERN (A16)					
at Arkansas (A18)					
at Arkansas (A19)					
at Arkansas (A20)					
vs. Ole Miss (A23)					
GEORGIA (A26)					
GEORGIA (A27)					
GEORGIA (A28)					
at Texas A&M (My2)					
at Texas A&M (My3)					
at Texas A&M (My4)					
MEMPHIS (My8)					
at Ole Miss (My10)					
at Ole Miss (My11)					
at Ole Miss (My12)					
SOUTH CAROLINA (My16)					
SOUTH CAROLINA (My17)					
SOUTH CAROLINA (My18)					

* - Denotes Game Started

2019 Biography

Season: Appeared in 22 games with 19 starts. . . Posted his first career multi-home run game in the middle game of the series with Southern Miss (2/23).

Youngstown State (2/15-16): Scored all three times he reached base in the series opener and finale. . . Walked and scored one run in the opener. . . Went 2-for-4 in game three with an RBI and a pair of runs scored. **UAB (2/20):** Finished 1-for-3 with one RBI. **Southern Miss (2/22-24):** Went 5-for-8 in the first two games of the series. . . Tallied two hits in series opener. . . Homered twice with three RBIs and three runs scored in 3-for-4 performance in the middle game of the series. **Frisco Classic (3/1-2):** vs. *Sam Houston State (3/1)*: Reached on error and scored one run. vs. *Texas Tech (3/2)*: Singled once in five plate appearances. **ECU (3/5):** Reached on a walk and executed a sacrifice bunt. **Maine (3/8-10):** Tallied three hits and four RBIs in the series. . . Hit a two-run home run in middle game of the series. . . Collected an RBI single hit a solo home run in the series finale. **at Florida (3/15-16):** Appeared in three games, starting the first two at catcher. . . Tallied three hits, a double and an RBI in game two. **at Samford (3/20):** Tallied first career triple. . . Also walked twice and scored a run. **Auburn (3/22-24):** Started all three games at catcher. . . Hit .429 (6-for-14) on the weekend. . . Plated seven RBIs and scored six runs in the three games. . . Singled to drive in an RBI in the series opener. . . Plated the eventual game winning run with an RBI single in the first inning of the middle game in the series. . . Scored two runs in the second game. . . Went 4-for-5 with four runs scored and five RBIs in the series finale. . . Also walked and stole one base. . . Drove in the final three runs in the 20-15 victory with a three-run home run. **Mississippi Valley State (3/26):** Entered as a defensive replacement in the seventh inning. . . Went 2-for-2 at the plate with three RBIs and one run scored. . . Had a two-RBI single in the seventh and an RBI single in the eighth.

Skelton's Single-Game Career Highs

At-Bats	5	Eight Times; Last Auburn, 3/24/19	Total Bases	9	Southern Miss, 2/23/19
Runs	4	Auburn, 3/24/19	Walks	2	Four Times; Last at Samford, 3/20/19
Hits	4	Auburn, 3/24/19	Strikeouts	3	Vanderbilt, 3/17/18
RBIs	5	Auburn, 3/24/19	Stolen Bases	1	Twice; Last Auburn, 3/24/19
Doubles	2	Twice; Last at Alabama State, 4/11/18			
Triples	1	at Samford, 3/20/19			
Home Runs	2	Southern Miss, 2/23/19			

Skelton's Career Statistics

	Avg	GP-GS	AB	R	H	2B	3B	HR	RBI	TB	SLG%	BB	HBP	SO	GDP	OB%	SF	SH	SB-ATT	PO	A	E	FLD%
2017	.206	34-17	68	1	14	2	0	0	10	16	.235	8	1	21	1	.295	1	1	0-0	163	35	7	.966
2018	.238	47-38	122	18	29	7	0	1	13	39	.320	13	6	28	3	.338	1	8	0-1	313	55	3	.992
2019	.338	22-19	74	18	25	2	1	5	20	44	.595	9	0	17	2	.410	0	2	2-2	196	30	1	.996
Career	.258	103-74	264	37	68	11	1	6	43	99	.375	30	7	66	6	.347	2	11	2-3	672	120	11	.986



2019 Game-by-Game

Opponent (Date)	AB	R	H	RBI	BB
YOUNGSTOWN STATE (F15)	1	--	1	1	--
YOUNGSTOWN STATE (F16)	1	--	--	--	--
YOUNGSTOWN STATE (F16)			-DNP-		
UAB (F20)			-DNP-		
SOUTHERN MISS (F22)			-DNP-		
SOUTHERN MISS (F23)			-DNP-		
SOUTHERN MISS (F24)			-DNP-		
JACKSON STATE (F26)	--	1	--	--	2
SOUTHEASTERN LOUISIANA (F27)	1	--	--	--	--
vs. Sam Houston State (Mr1)			-DNP-		
vs. Texas Tech (Mr2)			-DNP-		
EAST CAROLINA (Mr5)	1	--	--	--	--
ARKANSAS-PINE BLUFF (Mr6) *	2	--	1	--	--
MAINE (Mr8)			-DNP-		
MAINE (Mr8)			-DNP-		
MAINE (Mr10)			-DNP-		
GRAMBLING (Mr13)	3	--	2	2	--
at Florida (Mr15)	2	--	1	1	1
at Florida (Mr16)	5	--	2	1	--
at Florida (Mr16)	2	1	2	--	--
LITTLE ROCK (Mr19)	3	1	2	2	1
at Samford (Mr20)	2	--	--	--	--
AUBURN (Mr22) *	3	--	--	--	--
AUBURN (Mr23) *	2	--	--	--	--
AUBURN (Mr24)			-DNP-		
MISSISSIPPI VALLEY STATE (Mr26)	2	--	1	1	--
LSU (Mr28)					
LSU (Mr29)					
LSU (Mr30)					
ULM (A3)					
at Tennessee (A5)					
at Tennessee (A6)					
at Tennessee (A7)					
SOUTH ALABAMA (A10)					
ALABAMA (A12)					
ALABAMA (A13)					
ALABAMA (A14)					
TEXAS SOUTHERN (A16)					
at Arkansas (A18)					
at Arkansas (A19)					
at Arkansas (A20)					
vs. Ole Miss (A23)					
GEORGIA (A26)					
GEORGIA (A27)					
GEORGIA (A28)					
at Texas A&M (My2)					
at Texas A&M (My3)					
at Texas A&M (My4)					
MEMPHIS (My8)					
at Ole Miss (My10)					
at Ole Miss (My11)					
at Ole Miss (My12)					
SOUTH CAROLINA (My16)					
SOUTH CAROLINA (My17)					
SOUTH CAROLINA (My18)					

* - Denotes Game Started

2019 Biography

Season: Appeared in 15 games with nine starts.

Youngstown State (2/15-16): Played in two of the three games... Entered as a pinch-hitter in the season opener... Posted an RBI single... Came into game two as a defensive substitution at first base. **Jackson State (2/26):** Pinch-hit in the seventh... Walked twice and scored once. **Arkansas-Pine Bluff (3/6):** Started at designated hitter and went 1-for-2. **Grambling (3/13):** Posted a pair of extra-base hits... Drove in two RBIs... Had an RBI double and RBI triple in the game... Triple was first of his career. **at Florida (3/15-16):** Started all three games, twice at DH and once in left field... Tallied five hits over the weekend... Earned one RBI in both games one and two... Collected two hits, a double and scored in finale. **Little Rock (3/19):** Tallied two hits, one of them a triple... Drove in two RBIs... Also walked and executed his first stolen base of the season. **Auburn (3/22-24):** Started the first two games of the series at designated hitter. **Mississippi Valley State (3/26):** Pinch hit and was 1-for-2 with one RBI.

Hatcher's Single-Game Career Highs

At-Bats	6	Twice: Last at Alabama State, 4/11/18	Total Bases	9	vs UC Santa Barbara, 2/23/18
Runs	2	Five Times; Last vs LSU, 5/22/18	Walks	2	Five Times; Last Jackson State, 2/26/19
Hits	4	Twice; Last Alcorn State, 3/20/18	Strikeouts	3	Four Times; Last at Auburn, 4/14/18
RBIs	3	Twice; Last , 4/7/18	Stolen Bases	1	Five Times; Last Little Rock, 3/19/19
Doubles	2	Alcorn State, 3/20/18			
Triples	1	Twice; Last Little Rock, 3/19/19			
Home Runs	2	vs UC Santa Barbara, 2/23/18			

Hatcher's Career Statistics

	Avg	GP- GS	AB	R	H	2B	3B	HR	RBI	TB	SLG%	BB	HBP	SO	GDP	OB%	SF	SH	SB-ATT	PO	A	E	FLD%
2018	.259	48-44	174	25	45	4	0	3	16	58	.333	20	4	47	5	.345	2	4	4-5	209	13	0	1.000
2019	.400	15-9	30	3	12	2	2	0	8	18	.600	4	1	7	0	.486	0	0	1-2	1	1	0	1.000
Career	.279	63-53	204	28	57	6	2	3	24	76	.373	24	5	54	5	.366	2	4	5-7	210	14	0	1.000



2019 Game-by-Game

Opponent (Date)	AB	R	H	RBI	BB
YOUNGSTOWN STATE (F15) *	5	3	4	2	0
YOUNGSTOWN STATE (F16) *	3	2	0	0	2
YOUNGSTOWN STATE (F16) *	1	2	1	1	1
UAB (F20) *	3	0	0	0	1
SOUTHERN MISS (F22) *	4	0	1	0	0
SOUTHERN MISS (F23) *	4	0	1	1	1
SOUTHERN MISS (F24) *	5	3	2	0	0
JACKSON STATE (F26) *	6	2	2	3	0
SOUTHEASTERN LOUISIANA (F27) *	3	3	2	0	1
vs. Sam Houston State (Mr1) *	4	0	1	0	0
vs. Texas Tech (Mr2) *	5	0	1	0	0
EAST CAROLINA (Mr5) *	3	1	3	0	1
ARKANSAS-PINE BLUFF (Mr6) *	4	1	0	0	0
MAINE (Mr8) *	4	1	2	4	1
MAINE (Mr8) *	2	0	0	0	0
MAINE (Mr10)			-DNP-		
GRAMBLING (Mr13) *	5	2	2	1	1
at Florida (Mr15) *	5	1	1	--	--
at Florida (Mr16) *	5	1	1	1	--
at Florida (Mr16) *	4	--	1	1	--
LITTLE ROCK (Mr19) *	5	2	3	2	1
at Samford (Mr20) *	4	--	--	1	1
AUBURN (Mr22) *	3	1	2	--	1
AUBURN (Mr23) *	4	1	3	5	1
AUBURN (Mr24) *	5	4	2	3	--
MISSISSIPPI VALLEY STATE (Mr26) *	5	3	3	4	1
LSU (Mr28)					
LSU (Mr29)					
LSU (Mr30)					
ULM (A3)					
at Tennessee (A5)					
at Tennessee (A6)					
at Tennessee (A7)					
SOUTH ALABAMA (A10)					
ALABAMA (A12)					
ALABAMA (A13)					
ALABAMA (A14)					
TEXAS SOUTHERN (A16)					
at Arkansas (A18)					
at Arkansas (A19)					
at Arkansas (A20)					
vs. Ole Miss (A23)					
GEORGIA (A26)					
GEORGIA (A27)					
GEORGIA (A28)					
at Texas A&M (My2)					
at Texas A&M (My3)					
at Texas A&M (My4)					
MEMPHIS (My8)					
at Ole Miss (My10)					
at Ole Miss (My11)					
at Ole Miss (My12)					
SOUTH CAROLINA (My16)					
SOUTH CAROLINA (My17)					
SOUTH CAROLINA (My18)					

* - Denotes Game Started

2019 Biography

Awards: Earned SEC Player of the Week on March 25 after hitting .556 with 11 RBIs on the week, including a .583 average in three games versus then-No. 16 Auburn to help MSU to the series win.

Season: Started 25 games at shortstop... Reached base in 14-straight games to start the season... Had a double and a home run in three-straight games from March 23-26.

Youngstown State (2/15-16): Collected five hits, seven runs, three RBIs and three walks in the series... Tallied four hits – including a double – with two RBIs in the season opener... Scored three runs on opening day... Walked twice and scored a pair of runs in the middle game of the series... Tripled, drove in a run and scored twice in the series finale. **UAB (2/20):** Reached base via walk. **Southern Miss (2/22-24):** Tallied four hits in the series... Posted an RBI single and stole a base in the middle game of the series... Chipped in two hits – including a double – and scored three runs in series finale. **Jackson State (2/26):** Went 2-for-6 with a double and three RBIs. **Southeastern Louisiana (2/27):** Grabbed two hits, walked and scored twice. **Frisco Classic (3/1-2):** vs. *Sam Houston State* (3/1): Went 1-for-4. vs. *Texas Tech* (3/2): Double for his lone hit in five at-bats. **ECU (3/5):** Went 3-for-3 with a double... Walked and scored a run. **Arkansas-Pine Bluff (3/6):** Scored one run after a hit-by-pitch. **Maine (3/8-10):** Started the first two games of the series... Hit a three-run home run and chipped in an RBI single in series opener... Totaled four RBIs. **Grambling (3/13):** Collected two hits in five at-bats... Posted an RBI triple. **at Florida (3/15-16):** Tallied a hit in each games... Doubled and drove in a RBI in each of last two games of series. **Little Rock (3/19):** Went 3-for-5 with a pair of RBIs... Also walked and scored twice. **at Samford (3/20):** Earned an RBI on a fielder's choice. **Auburn (3/22-24):** Hit .583 (7-for-12), walked twice and was hit-by-pitch once in three starts at shortstop... Drove in eight RBIs and scored six runs in the series... Five of seven hits went for extra bases... Was 2-for-3 with a walk and hit-by-pitch in the series opener... Went 3-for-4 with five RBIs and one run scored in the middle game of the series... Doubled to drive in the first run of the game... Drove in two runs with a fifth inning single... Hit a solo home run in the eighth inning... Reached base and scored in his final four at bats in the series finale... Went 2-for-5 in the finale with one hit-by-pitch... Hit a two-out, two-strike, two-run home run in the fifth inning... Was hit-by-pitch and scored in the seventh inning... Doubled in the go-ahead run in the eighth inning of the finale. **Mississippi Valley State (3/26):** Drove in four RBIs and scored three times in a 3-for-5 day at the plate... Also walked and stole one base... Hit a three-run home run in the third inning... Drove in one run with a single in the eighth.

Westburg's Single-Game Career Highs

At-Bats	6	Twice; Last Jackson State, 2/26/19	Total Bases	7	Four Times; Last Mississippi Valley State, 3/26/19
Runs	4	Auburn, 3/24/19	Walks	2	Youngstown State, 2/16/19
Hits	4	Twice; Last Youngstown State, 2/15/19	Strikeouts	3	Five Times; Last at Florida, 3/16/19
RBIs	7	vs North Carolina, 6/19/18	Stolen Bases	1	Four Times; Last Mississippi Valley State, 3/26/19
Doubles	3	at Kentucky, 5/13/18			
Triples	1	Twice; Last Grambling, 3/13/19			
Home Runs	1	Six Times; Last Mississippi Valley State, 3/26/19			

Westburg's Career Statistics

	Avg	GP- GS	AB	R	H	2B	3B	HR	RBI	TB	SLG%	BB	HBP	SO	GDP	OB%	SF	SH	SB-ATT	PO	A	E	FLD%
2018	.248	42-31	121	18	30	11	0	2	30	47	.388	10	4	35	2	.319	3	1	0-0	11	38	4	.925
2019	.376	25-25	101	33	38	11	2	4	29	65	.644	14	7	25	0	.480	1	0	4-4	21	61	7	.921
Career	.306	67-56	222	51	68	22	2	6	59	112	.505	24	11	60	2	.395	4	1	4-4	32	99	11	.923



2019 Game-by-Game

Opponent (Date)	AB	R	H	RBI	BB
YOUNGSTOWN STATE (F15)	1	--	--	--	--
YOUNGSTOWN STATE (F16)	1	--	--	--	--
YOUNGSTOWN STATE (F16) *	3	1	1	1	--
UAB (F20)			-DNP-		
SOUTHERN MISS (F22) *	2	--	1	--	--
SOUTHERN MISS (F23)			-DNP-		
SOUTHERN MISS (F24) *	4	--	1	--	--
JACKSON STATE (F26) *	2	--	--	--	--
SOUTHEASTERN LOUISIANA (F27)	1	--	1	--	1
vs. Sam Houston State (Mr1) *	3	1	1	--	--
vs. Texas Tech (Mr2) *	2	--	1	--	--
EAST CAROLINA (Mr5) *	3	--	--	--	--
ARKANSAS-PINE BLUFF (Mr6)	1	--	1	2	--
MAINE (Mr8) *	4	2	2	--	--
MAINE (Mr8) *	2	--	--	--	--
MAINE (Mr10) *	1	--	--	--	--
GRAMBLING (Mr13)	2	--	--	--	--
at Florida (Mr15)			-DNP-		
at Florida (Mr16)			-DNP-		
at Florida (Mr16)	1	--	--	--	--
LITTLE ROCK (Mr19)	3	--	1	2	--
at Samford (Mr20)			-DNP-		
AUBURN (Mr22)			-DNP-		
AUBURN (Mr23)			-DNP-		
AUBURN (Mr24)			-DNP-		
MISSISSIPPI VALLEY STATE (Mr26) *	3	--	--	--	--
LSU (Mr28)					
LSU (Mr29)					
LSU (Mr30)					
ULM (A3)					
at Tennessee (A5)					
at Tennessee (A6)					
at Tennessee (A7)					
SOUTH ALABAMA (A10)					
ALABAMA (A12)					
ALABAMA (A13)					
ALABAMA (A14)					
TEXAS SOUTHERN (A16)					
at Arkansas (A18)					
at Arkansas (A19)					
at Arkansas (A20)					
vs. Ole Miss (A23)					
GEORGIA (A26)					
GEORGIA (A27)					
GEORGIA (A28)					
at Texas A&M (My2)					
at Texas A&M (My3)					
at Texas A&M (My4)					
MEMPHIS (My8)					
at Ole Miss (My10)					
at Ole Miss (My11)					
at Ole Miss (My12)					
SOUTH CAROLINA (My16)					
SOUTH CAROLINA (My17)					
SOUTH CAROLINA (My18)					

* - Denotes Game Started

2019 Biography

Season: Appeared in 18 games with 13 starts... Made his MSU debut as a pinch-hitter against Youngstown State (2/15) in the season opener... Hit 400-foot solo home run versus Youngstown State (2/16) for his first collegiate hit

Youngstown State (2/15-16): Appeared in all three games... Made his Diamond Dawg debut as pinch-hitter... Came in as a defensive replacement at catcher in the middle game... Made his first start at catcher in the series finale... Hit a 400-foot home run for his first collegiate hit. **Southern Miss (2/22-24):** Started two games... Grabbed a hit in each game... Went 1-for-2 in the first game... Doubled in the series finale. **Jackson State (2/26):** Started at designated hitter and was hit-by-pitch. **Southeastern Louisiana (2/27):** Singled and walked after pinch-hitting in the seventh. **Frisco Classic (3/1-2):** Started both games as the designated hitter... Collected two hits in five total at-bats. vs. *Sam Houston State (3/1):* Went 1-for-3 with a double and a run scored. vs. *Texas Tech (3/2):* Singled in two at-bats. **Arkansas-Pine Bluff (3/6):** Pinch hit and drove in pair of runs with a double. **Maine (3/8-10):** Started all three games at designated hitter... Went 2-for-4 with a double in the opener. **Grambling (3/13):** Went 0-for-2 in start at catcher. **at Florida (3/15-16):** Appeared in finale as a pinch hitter. **Little Rock (3/19):** Started at catcher... Hit a two-RBI single. **Mississippi Valley State (3/26):** Made the start at catcher.

Jones' Single-Game Career Highs

At-Bats	4	Twice; Last Maine, 3/8/19	Total Bases	4	Youngstown State, 2/16/19
Runs	2	Last Maine, 3/8/19	Walks	1	Southeastern Louisiana, 2/27/19
Hits	2	Last Maine, 3/8/19	Strikeouts	1	Six Times; Last Little Rock, 3/19/19
RBI's	2	Twice; Last Little Rock, 3/19/19	Stolen Bases	1	Maine, 3/8/19
Doubles	1	Four Times; Last Maine, 3/8/19			
Triples	---				
Home Runs	1	Youngstown State, 2/16/19			

Jones' Career Statistics

	Avq	GP- GS	AB	R	H	2B	3B	HR	RBI	TB	SLG%	BB	HBP	SO	GDP	OB%	SF	SH	SB-ATT	PO	A	E	FLD%
2019	.256	18-13	39	4	10	4	0	1	5	17	.436	1	1	6	0	.293	0	0	1-2	52	3	2	.965
Career	.256	18-13	39	4	10	4	0	1	5	17	.436	1	1	6	0	.293	0	0	1-2	52	3	2	.965



2019 Game-by-Game

Opponent (Date)	Dec.	IP	H	R (ER)	BB	K
YOUNGSTOWN STATE (F15)	ND	2.0	1	1 (1)	1	2
YOUNGSTOWN STATE (F16)		-DNP-				
YOUNGSTOWN STATE (F16)		-DNP-				
UAB (F20) *	ND	4.2	7	2 (2)	--	3
SOUTHERN MISS (F22)		-DNP-				
SOUTHERN MISS (F23)		-DNP-				
SOUTHERN MISS (F24)		-DNP-				
JACKSON STATE (F26)		-DNP-				
SOUTHEASTERN LOUISIANA (F27) * W		6.0	1	-- (--)	2	9
vs. Sam Houston State (Mr1)		-DNP-				
vs. Texas Tech (Mr2)		-DNP-				
EAST CAROLINA (Mr5)	H	3.0	1	1 (1)	1	4
ARKANSAS-PINE BLUFF (Mr6)		-DNP-				
MAINE (Mr8)		-DNP-				
MAINE (Mr8)		-DNP-				
MAINE (Mr10)	ND	0.0	1	3 (3)	1	--
GRAMBLING (Mr13)	ND	3.0	2	-- (--)	--	3
at Florida (Mr15)		-DNP-				
at Florida (Mr16)		-DNP-				
at Florida (Mr16)		-DNP-				
LITTLE ROCK (Mr19)		-DNP-				
at Samford (Mr20)	ND	3.0	6	4(3)	2	3
AUBURN (Mr22)		-DNP-				
AUBURN (Mr23)		-DNP-				
AUBURN (Mr24)		-DNP-				
MISSISSIPPI VALLEY STATE (Mr26)	ND	3.2	2	2(2)	3	5
LSU (Mr28)						
LSU (Mr29)						
LSU (Mr30)						
ULM (A3)						
at Tennessee (A5)						
at Tennessee (A6)						
at Tennessee (A7)						
SOUTH ALABAMA (A10)						
ALABAMA (A12)						
ALABAMA (A13)						
ALABAMA (A14)						
TEXAS SOUTHERN (A16)						
at Arkansas (A18)						
at Arkansas (A19)						
at Arkansas (A20)						
vs. Ole Miss (A23)						
GEORGIA (A26)						
GEORGIA (A27)						
GEORGIA (A28)						
at Texas A&M (My2)						
at Texas A&M (My3)						
at Texas A&M (My4)						
MEMPHIS (My8)						
at Ole Miss (My10)						
at Ole Miss (My11)						
at Ole Miss (My12)						
SOUTH CAROLINA (My16)						
SOUTH CAROLINA (My17)						
SOUTH CAROLINA (My18)						

* - Denotes Game Started | (W)in, (L)oss, H(old), (S)ave, (B)low Save

2019 Biography

Season: Appeared in eight games with four starts on the mound.

Youngstown State (2/15-16): Appeared in a relief role in the season opener. . . Allowed one run in two innings pitched. . . Allowed one run on one hit and one walk. . . Struck out two. **UAB (2/20):** Made his first start of the season. . . Threw 4 2/3 innings, allowing two runs on seven hits. . . Struck out three batters. **Southeastern Louisiana (2/27):** Shut out the Lions over six innings in a start. . . Struck out nine and walked two. . . Allowed just one hit in collecting the win. **ECU (3/5):** Tossed three innings of relief work while striking out four. . . Allowed one run. **Maine (3/8-10):** Did not record an out in a relief appearance. . . Surrendered three runs in the series finale. **Grambling (3/13):** Threw three innings in a start. . . Struck out three in a scoreless start. **at Samford (3/20):** Started and lasted three innings...Allowed four runs, three earned. **Mississippi Valley State (3/26):** Entered in relief with one out in the first inning...Threw 3 2/3 innings and allowed two runs on two hits...Walked three and struck out five.

Plumlee’s Single-Game Career Highs

Innings Pitched	8.0	Indiana State, 2/25/17	Wild Pitches	2	Twice; Last Mississippi Valley State, 3/26/19
Fewest Hits	0	Twice; Last at LSU, 6/11/17	Hit-by-Pitch	2	Auburn, 4/29/17
Fewest Runs	0	11 Times; Last Grambling, 3/13/19	Total Pitches	99	Tennessee, 3/25/17
Fewest Earned Runs	0	12 Times; Last Grambling, 3/13/19			
Walks	6	at Georgia, 5/13/17			
Strikeouts	9	Southeastern Louisiana, 2/27/19			

Plumlee’s Career Statistics

	ERA	W-L	App	GS	CG	SHO/CBO	SV	IP	H	R	ER	BB	SO	2B	3B	HR	BF	BAA	WP	HBP	BK	SFA	SHA
2017	4.01	6-1	26	8	0	0/1	1	74.0	71	37	33	31	54	12	1	8	326	.256	10	10	0	3	5
2019	4.26	1-0	8	4	0	0/1	0	25.1	21	13	12	10	29	3	0	1	113	.212	5	4	0	0	0
Career	4.08	7-1	34	12	0	0/2	1	99.1	92	50	45	41	83	15	1	9	439	.245	15	14	0	3	5



2019 Game-by-Game

Opponent (Date)	Dec.	IP	H	R (ER)	BB	K
YOUNGSTOWN STATE (F15)			-DNP-			
YOUNGSTOWN STATE (F16)			-DNP-			
YOUNGSTOWN STATE (F16)	ND	1.0	--	-- (--)	--	--
UAB (F20)	W	1.0	--	-- (-)	1	--
SOUTHERN MISS (F22)	ND	0.1	1	-- (--)	--	--
SOUTHERN MISS (F23)			-DNP-			
SOUTHERN MISS (F24)	ND	0.0	3	1 (1)	--	--
JACKSON STATE (F26)			-DNP-			
SOUTHEASTERN LOUISIANA (F27)			-DNP-			
vs. Sam Houston State (Mr1)			-DNP-			
vs. Texas Tech (Mr2)			-DNP-			
EAST CAROLINA (Mr5)			-DNP-			
ARKANSAS-PINE BLUFF (Mr6)	H	2.0	1	-- (--)	--	1
MAINE (Mr8)			-DNP-			
MAINE (Mr8)			-DNP-			
MAINE (Mr10)			-DNP-			
GRAMBLING (Mr13)	ND	1.0	1	-- (--)	--	1
at Florida (Mr15)			-DNP-			
at Florida (Mr16)			-DNP-			
at Florida (Mr16)	ND	1.0	--	-- (--)	--	2
LITTLE ROCK (Mr19)	ND	1.0	--	-- (--)	--	2
at Samford (Mr20)			-DNP-			
AUBURN (Mr22)			-DNP-			
AUBURN (Mr23)			-DNP-			
AUBURN (Mr24)	ND	2.0	2	0(0)	0	0
MISSISSIPPI VALLEY STATE (Mr26)			-DNP-			
LSU (Mr28)						
LSU (Mr29)						
LSU (Mr30)						
ULM (A3)						
at Tennessee (A5)						
at Tennessee (A6)						
at Tennessee (A7)						
SOUTH ALABAMA (A10)						
ALABAMA (A12)						
ALABAMA (A13)						
ALABAMA (A14)						
TEXAS SOUTHERN (A16)						
at Arkansas (A18)						
at Arkansas (A19)						
at Arkansas (A20)						
vs. Ole Miss (A23)						
GEORGIA (A26)						
GEORGIA (A27)						
GEORGIA (A28)						
at Texas A&M (My2)						
at Texas A&M (My3)						
at Texas A&M (My4)						
MEMPHIS (My8)						
at Ole Miss (My10)						
at Ole Miss (My11)						
at Ole Miss (My12)						
SOUTH CAROLINA (My16)						
SOUTH CAROLINA (My17)						
SOUTH CAROLINA (My18)						

* - Denotes Game Started | (W)in, (L)oss, H(old), (S)ave, (B)low Save

2019 Biography

Season: Appeared in nine games, all in relief.

Youngstown State (2/15-16): Pitched one inning of scoreless relief in series finale. **UAB (2/20):** Earned the win with one scoreless inning of work. **Southern Miss (2/22-24):** Pitched in two games in the series...Tossed 1/3 of an inning in first game and allowed one hit...Allowed one run on three hits in the series finale...Did not record an out. **Arkansas-Pine Bluff (3/6):** Threw two scoreless innings. **Grambling (3/13):** Threw one scoreless inning...Allowed one hit and struck out one. **at Florida (3/15-16):** Pitched a scoreless inning in game three...Tallied a pair of strikeouts. **Little Rock (3/19):** Delivered a shutout frame. **Auburn (3/22-24):** Threw two scoreless innings in the series finale...Allowed two hits.

Self's Single-Game Career Highs

Innings Pitched	5.0	Texas Tech, 2/19/17	Wild Pitches	1	Five Times; Last Auburn, 3/24/19
Fewest Hits	0	20 Times; Last Little Rock, 3/19/19	Hit-by-Pitch	1	Three Times; Last vs Florida State, 6/2/18
Fewest Runs	0	39 Times; Last Auburn, 3/24/19	Total Pitches	63	Texas Tech, 2/19/17
Fewest Earned Runs	0	42 Times; Last Auburn, 3/24/19			
Walks	4	at Georgia, 5/14/17			
Strikeouts	7	Texas Tech, 2/19/17			

Self's Career Statistics

	ERA	W-L	App	GS	CG	SHO/CBO	SV	IP	H	R	ER	BB	SO	2B	3B	HR	BF	BAA	WP	HBP	BK	SFA	SHA
2017	3.72	5-2	31	0	0	0/1	8	48.1	44	21	20	20	60	5	0	1	208	.246	2	2	0	3	4
2018	3.51	5-0	18	0	0	0/2	1	25.2	20	13	10	12	20	2	1	3	108	.220	1	1	0	2	2
2019	0.96	1-0	9	0	0	0/1	0	9.1	9	1	1	1	6	1	0	0	36	.257	2	0	0	0	0
Career	3.35	11-2	58	0	0	0/4	9	83.1	73	35	31	33	86	8	1	4	352	.239	5	3	0	5	6



2019 Game-by-Game

Opponent (Date)	AB	R	H	RBI	BB
YOUNGSTOWN STATE (F15) *	5	1	1	--	--
YOUNGSTOWN STATE (F16) *	4	3	3	2	--
YOUNGSTOWN STATE (F16) *	5	1	--	--	--
UAB (F20) *	4	--	1	2	--
SOUTHERN MISS (F22) *	4	--	2	--	--
SOUTHERN MISS (F23) *	4	2	2	1	1
SOUTHERN MISS (F24) *	3	1	--	--	2
JACKSON STATE (F26) *	5	3	2	1	1
SOUTHEASTERN LOUISIANA (F27) *	4	1	2	2	1
vs. Sam Houston State (Mr1) *	4	--	2	1	--
vs. Texas Tech (Mr2) *	3	--	1	1	--
EAST CAROLINA (Mr5) *	4	1	1	--	--
ARKANSAS-PINE BLUFF (Mr6) *	5	1	2	1	1
MAINE (Mr8) *	4	1	2	2	1
MAINE (Mr8) *	4	--	--	--	--
MAINE (Mr10) *	4	1	1	1	--
GRAMBLING (Mr13) *	5	4	4	2	1
at Florida (Mr15) *	5	1	2	1	--
at Florida (Mr16) *	5	2	3	2	--
at Florida (Mr16) *	4	--	--	--	--
LITTLE ROCK (Mr19) *	6	2	5	3	--
at Samford (Mr20) *	5	--	3	1	--
AUBURN (Mr22) *	5	--	1	--	--
AUBURN (Mr23) *	6	1	4	--	--
AUBURN (Mr24) *	5	2	2	1	1
MISSISSIPPI VALLEY STATE (Mr26) *	6	3	2	--	--
LSU (Mr28)					
LSU (Mr29)					
LSU (Mr30)					
ULM (A3)					
at Tennessee (A5)					
at Tennessee (A6)					
at Tennessee (A7)					
SOUTH ALABAMA (A10)					
ALABAMA (A12)					
ALABAMA (A13)					
ALABAMA (A14)					
TEXAS SOUTHERN (A16)					
at Arkansas (A18)					
at Arkansas (A19)					
at Arkansas (A20)					
vs. Ole Miss (A23)					
GEORGIA (A26)					
GEORGIA (A27)					
GEORGIA (A28)					
at Texas A&M (My2)					
at Texas A&M (My3)					
at Texas A&M (My4)					
MEMPHIS (My8)					
at Ole Miss (My10)					
at Ole Miss (My11)					
at Ole Miss (My12)					
SOUTH CAROLINA (My16)					
SOUTH CAROLINA (My17)					
SOUTH CAROLINA (My18)					

* - Denotes Game Started

2019 Biography

Season: Started all 26 games in center field...Posted his 300th career hit with his third hit in a four-hit night against Grambling (3/13)...Collected five hits against Little Rock (3/19).

Youngstown State (2/15-16): Collected four hits and scored five times in the series...Doubled and scored one run in the season opener... Went 3-for-4 with two doubles, two RBIs and one stolen base in the middle game. **UAB (2/20):** Stole a base and drove in the game-winning run with a two-run single. **Southern Miss (2/22-24):** Tallied four hits and scored three times for the weekend... Went 2-for-4 with a stolen base in the series opener... Had two hits and walked in the middle game of the series... Scored twice and drove in a run in second game... Walked twice and scored one run in the series finale. **Jackson State (2/26):** Doubled twice, scored three runs and collected one RBI... Also walked and stole one base. **Frisco Classic (3/1-2):** Picked up three hits between the two games... Drove in a run in each game... vs. *Sam Houston State (3/1):* Went 2-for-4... Plated one RBI with a single. vs. *Texas Tech (3/2):* Singled and hit a sacrifice fly. **ECU (3/5):** Went 1-for-4 with a run scored. **Arkansas-Pine Bluff (3/6):** Posted two hits, including an RBI single... Scored one run. **Maine (3/8-10):** Collected two hits and two RBIs in the series opener... Reached on an error and stole a base in the middle game of the series... Went 1-for-4 with one RBI and one run scored... Also stole two bases in the series finale. **Grambling (3/13):** Collected four hits and two RBIs... Also stole a base and scored four times... Added one walk... His third hit of night was the 300th of his career. **at Florida (3/15-16):** Tallied five hits, three of them doubles, between first two games... In game two, two of his three hits were doubles... Also led off the game with a home run. **Little Rock (3/19):** Collected five hits... Doubled and tripled... Drove in three RBIs and stole a base. **at Samford (3/20):** Went 3-for-5, stole a base and plated one RBI. **Auburn (3/22-24):** Hit .438 (7-for-16) in three starts in center field... Reached once - via single - in the series opener... Was 4-for-6 with one run scored in the middle game of the series... Chipped in two hits and walked once in the series finale... Scored two runs and drove in one RBI. **Mississippi Valley State (3/26):** Posted two hits and scored three runs.

Mangum's Single-Game Career Highs

At-Bats	7	Twice; Last at Missouri, 3/24/18	Total Bases	8	Twice; Last Little Rock, 3/19/19
Runs	4	Three Times; Last Grambling, 3/13/19	Walks	2	Eight Times; Last Southern Miss, 2/24/19
Hits	5	Three Times; Last Little Rock, 3/19/19	Strikeouts	2	Eleven Times; Last Youngstown State, 2/16/19
RBIs	5	Tennessee, 3/25/17	Stolen Bases	2	Eight Times; Last at Samford, 3/20/19
Doubles	2	Seven Times; Last at Florida, 3/16/19			
Triples	1	Eight Times; Last Little Rock, 3/19/19			
Home Runs	1	Five Times; Last at Florida, 3/16/19			

Mangum's Career Statistics

	Avg	GP-GS	AB	R	H	2B	3B	HR	RBI	TB	SLG%	BB	HBP	SO	GDP	OB%	SF	SH	SB-ATT	PO	A	E	FLD%
2016	.408	62-43	206	40	84	12	3	1	28	105	.510	14	5	20	3	.458	0	1	6-7	90	2	5	.948
2017	.324	65-65	278	51	90	15	1	0	26	107	.385	9	17	35	4	.380	1	1	14-21	145	8	2	.987
2018	.351	68-68	288	63	101	22	3	3	33	138	.479	30	13	29	2	.434	1	0	14-17	169	5	3	.983
2019	.407	26-26	118	31	48	11	1	1	24	64	.542	9	3	5	0	.458	1	0	15-19	43	2	0	1.000
Career	.363	221-202	890	185	323	60	8	5	111	414	.465	62	38	89	9	.426	3	2	49-64	447	17	10	.979



2019 Game-by-Game

Opponent (Date)	Dec.	IP	H	R (ER)	BB	K
YOUNGSTOWN STATE (F15)			-DNP-			
YOUNGSTOWN STATE (F16)	ND	2.0	--	-- (--)	1	4
YOUNGSTOWN STATE (F16)			-DNP-			
UAB (F20)			-DNP-			
SOUTHERN MISS (F22)			-DNP-			
SOUTHERN MISS (F23)			-DNP-			
SOUTHERN MISS (F24)	ND	1.2	2	1 (1)	--	2
JACKSON STATE (F26)			-DNP-			
SOUTHEASTERN LOUISIANA (F27)	ND	1.0	--	-- (--)	--	2
vs. Sam Houston State (Mr1)			-DNP-			
vs. Texas Tech (Mr2)			-DNP-			
EAST CAROLINA (Mr5)	H	1.0	1	-- (--)	--	--
ARKANSAS-PINE BLUFF (Mr6)			-DNP-			
MAINE (Mr8)			-DNP-			
MAINE (Mr8)			-DNP-			
MAINE (Mr10)	ND	0.1	--	2 (2)	2	1
GRAMBLING (Mr13)			-DNP-			
at Florida (Mr15)			-DNP-			
at Florida (Mr16)			-DNP-			
at Florida (Mr16)			-DNP-			
LITTLE ROCK (Mr19)	W	1.1	--	-- (--)	1	3
at Samford (Mr20)			-DNP-			
AUBURN (Mr22)			-DNP-			
AUBURN (Mr23)			-DNP-			
AUBURN (Mr24)			-DNP-			
MISSISSIPPI VALLEY STATE (Mr26)	H	2.0	--	-- (--)	--	6
LSU (Mr28)						
LSU (Mr29)						
LSU (Mr30)						
ULM (A3)						
at Tennessee (A5)						
at Tennessee (A6)						
at Tennessee (A7)						
SOUTH ALABAMA (A10)						
ALABAMA (A12)						
ALABAMA (A13)						
ALABAMA (A14)						
TEXAS SOUTHERN (A16)						
at Arkansas (A18)						
at Arkansas (A19)						
at Arkansas (A20)						
vs. Ole Miss (A23)						
GEORGIA (A26)						
GEORGIA (A27)						
GEORGIA (A28)						
at Texas A&M (My2)						
at Texas A&M (My3)						
at Texas A&M (My4)						
MEMPHIS (My8)						
at Ole Miss (My10)						
at Ole Miss (My11)						
at Ole Miss (My12)						
SOUTH CAROLINA (My16)						
SOUTH CAROLINA (My17)						
SOUTH CAROLINA (My18)						

* - Denotes Game Started | (W)in, (L)oss, H(ol)d, (S)ave, (B)low Save

2019 Biography

Season: Appeared in seven games, all in relief. . . Didn't allow a hit in MSU debut against Youngstown State (2/16).
Youngstown State (2/15-16): Made his collegiate debut in the middle game of the series. . . Threw two no-hit innings of relief in game two of the series. . . Struck out four batters while only issuing one walk. **Southern Miss (2/22-24):** Appeared in the series finale and gave up one run. **Southeastern Louisiana (2/27):** Struck out two batters in a perfect inning of work. **ECU (3/5):** Tossed a scoreless inning. **Maine (3/8-10):** Allowed two runs in one-third of an inning in game three. **Little Rock (3/19):** Struck out three over an inning of no-hit relief work. **Mississippi Valley State (3/26):** Struck out all six batters in two innings of scoreless work to collect a hold.

Eagan's Single-Game Career Highs

Innings Pitched	2.0	Twice; Last Mississippi Valley State, 3/26/19	Wild Pitches	0	Six Times; Last Mississippi Valley State, 3/26/19
Fewest Hits	0	Five Times; Last Mississippi Valley State, 3/26/19	Hit-by-Pitch	2	Little Rock, 3/19/19
Fewest Runs	0	Five Times; Last Mississippi Valley State, 3/26/19	Total Pitches	36	Youngstown State, 2/16/19
Fewest Earned Runs	0	Five Times; Last Mississippi Valley State, 3/26/19			
Walks	2	Maine, 3/10/19			
Strikeouts	6	Mississippi Valley State, 3/26/19			

Eagan's Career Statistics

	ERA	W-L	App	GS	CG	SHO/CBO	SV	IP	H	R	ER	BB	SO	2B	3B	HR	BF	BAA	WP	HBP	BK	SFA	SHA
2019	2.89	1-0	7	0	0	0/1	0	9.1	3	3	3	4	18	1	0	1	37	.103	0	4	0	0	0
Career	2.89	1-0	7	0	0	0/1	0	9.1	3	3	3	4	18	1	0	1	37	.103	0	4	0	0	0



2019 Game-by-Game

Opponent (Date)	AB	R	H	RBI	BB
YOUNGSTOWN STATE (F15) *	3	1	1	--	2
YOUNGSTOWN STATE (F16) *	4	--	--	1	--
YOUNGSTOWN STATE (F16) *	4	1	2	2	--
UAB (F20) *	4	1	1	--	--
SOUTHERN MISS (F22) *	4	--	1	--	--
SOUTHERN MISS (F23) *	5	2	3	1	--
SOUTHERN MISS (F24) *	4	--	--	--	--
JACKSON STATE (F26) *	4	2	2	2	1
SOUTHEASTERN LOUISIANA (F27) *	4	1	1	4	1
vs. Sam Houston State (Mr1) *	4	1	3	1	--
vs. Texas Tech (Mr2) *	4	--	1	--	1
EAST CAROLINA (Mr5) *	4	--	--	--	--
ARKANSAS-PINE BLUFF (Mr6) *	5	3	4	2	--
MAINE (Mr8) *	4	--	2	--	--
MAINE (Mr8) *	3	1	1	--	1
MAINE (Mr10) *	4	1	1	4	1
GRAMBLING (Mr13) *	4	--	--	--	--
at Florida (Mr15) *	5	1	2	1	--
at Florida (Mr16) *	5	2	2	1	--
at Florida (Mr16) *	4	--	--	--	--
LITTLE ROCK (Mr19) *	5	1	1	1	--
at Samford (Mr20) *	5	1	3	1	--
AUBURN (Mr22) *	5	2	1	2	--
AUBURN (Mr23) *	5	2	2	1	1
AUBURN (Mr24) *	4	3	2	2	2
MISSISSIPPI VALLEY STATE (Mr26) *	3	2	2	2	1
LSU (Mr28)					
LSU (Mr29)					
LSU (Mr30)					
ULM (A3)					
at Tennessee (A5)					
at Tennessee (A6)					
at Tennessee (A7)					
SOUTH ALABAMA (A10)					
ALABAMA (A12)					
ALABAMA (A13)					
ALABAMA (A14)					
TEXAS SOUTHERN (A16)					
at Arkansas (A18)					
at Arkansas (A19)					
at Arkansas (A20)					
vs. Ole Miss (A23)					
GEORGIA (A26)					
GEORGIA (A27)					
GEORGIA (A28)					
at Texas A&M (My2)					
at Texas A&M (My3)					
at Texas A&M (My4)					
MEMPHIS (My8)					
at Ole Miss (My10)					
at Ole Miss (My11)					
at Ole Miss (My12)					
SOUTH CAROLINA (My16)					
SOUTH CAROLINA (My17)					
SOUTH CAROLINA (My18)					

* - Denotes Game Started

2019 Biography

Awards: Named to the Frisco Classic All-Tournament Team.

Season: Started all 26 games at third base. . . Homered in back-to-back games against Jackson State (2/26) and Southeastern Louisiana (2/27).

Youngstown State (2/15-16): Started all three games. . . Collected three hits and three RBIs while scoring two runs in the series. . . Walked twice, singled and scored in season opener. . . Earned his first RBI of the year with a sacrifice fly in game two. . . Doubled, homered and scored one run in series finale. **UAB (2/20):** Started MSU's three-run seventh inning with a leadoff single and scored the first State run. **Southern Miss (2/22-24):** Started all three games and collected four hits. . . Singled in the series opener. . . Hit a leadoff home run in the second inning of game two to open MSU's scoring. . . Collected three total hits and scored twice in the middle game. **Jackson State (2/26):** Doubled, homered, collected a pair of RBIs and scored twice. **Southeastern Louisiana (2/27):** Lone hit was a grand slam. **Frisco Classic (3/1-2):** Collected four hits in two starts. vs. *Sam Houston State (3/1):* Doubled as a part of a three-hit day. . . Scored game-winning run and drove in one run. vs. *Texas Tech (3/2):* Walked and collected one hit. **Arkansas-Pine Bluff (3/6):** Went 4-for-5 with two doubles, two RBIs and three runs scored. **Maine (3/8-10):** Collected a hit in each game and a total of four during the three-game set. . . Tallied two hits in game one. . . Singled, walked and scored in the middle game. . . Hit three-run home run and walked in a run in the series finale. **at Florida (3/15-16):** Collected four hits in first two games...Hit solo home run in game one...Scored twice in game two. **Little Rock (3/19):** Doubled and tallied an RBI. **at Samford (3/20):** Went 3-for-5 and earned an RBI...Made diving play at third base that earned a spot on the SportsCenter Top 10. **Auburn (3/22-24):** Started all three games at third base and hit .357 (5-for-14) with five RBIs and seven runs scored...Drove in a pair of RBIs with a first-inning double...Reached on a wild pitch after a strikeout and scored in the fifth inning of the series opener...Singled twice and walked in the middle game of the series...Scored twice and drove in one RBI...Went 2-for-4 with three runs scored and two RBIs in the series finale...Walked twice...Doubled and drove in one RBI in the seventh inning...Singled to plate a run in the eighth. **Mississippi Valley State (3/26):** Plated two RBIs and scored twice in a 2-for-3 night at the plate...Also walked once and stole one base...Hit a solo home run in the second inning...Plated a run with a sacrifice fly in the eighth inning.

Foscue's Single-Game Career Highs

At-Bats	5	18 Times; Last Auburn, 3/23/19	Total Bases	6	Three Times; Last Arkansas-Pine Bluff, 3/6/19
Runs	3	Three Times; Last Auburn, 3/24/19	Walks	3	vs Oklahoma, 6/1/18
Hits	4	Arkansas-Pine Bluff, 3/6/19	Strikeouts	2	Five Times; Last Auburn, 3/23/19
RBIs	4	Twice; Last Maine, 3/10/19	Stolen Bases	1	Mississippi Valley State, 3/26/19
Doubles	2	Arkansas-Pine Bluff, 3/6/19			
Triples	---				
Home Runs	1	10 Times; Last Mississippi Valley State, 3/26/19			

Foscue's Career Statistics

	Avg	GP-GS	AB	R	H	2B	3B	HR	RBI	TB	SLG%	BB	HBP	SO	GDP	OB%	SF	SH	SB-ATT	PO	A	E	FLD%
2018	.241	58-48	187	24	45	12	0	3	20	66	.353	22	4	22	1	.332	1	2	0-2	30	52	5	.943
2019	.349	26-26	109	28	38	8	0	7	28	67	.615	11	0	12	2	.402	2	0	1-1	17	40	6	.905
Career	.280	84-74	296	52	83	20	0	10	48	133	.449	33	4	34	3	.357	3	2	1-3	47	92	11	.927



2019 Game-by-Game

Opponent (Date)	Dec.	IP	H	R (ER)	BB	K
YOUNGSTOWN STATE (F15)			-DNP-			
YOUNGSTOWN STATE (F16)			-DNP-			
YOUNGSTOWN STATE (F16) *	W	5.0	4	-- (--)	2	6
UAB (F20)			-DNP-			
SOUTHERN MISS (F22)			-DNP-			
SOUTHERN MISS (F23)			-DNP-			
SOUTHERN MISS (F24) *	ND	3.0	3	1 (1)	4	4
JACKSON STATE (F26)			-DNP-			
SOUTHEASTERN LOUISIANA (F27)			-DNP-			
vs. Sam Houston State (Mr1)			-DNP-			
vs. Texas Tech (Mr2)			-DNP-			
EAST CAROLINA (Mr5) *	W	2.0	1	-- (--)	--	2
ARKANSAS-PINE BLUFF (Mr6)			-DNP-			
MAINE (Mr8)			-DNP-			
MAINE (Mr8)			-DNP-			
MAINE (Mr10) *	ND	5.0	4	2 (2)	2	5
GRAMBLING (Mr13)			-DNP-			
at Florida (Mr15)			-DNP-			
at Florida (Mr16)			-DNP-			
at Florida (Mr16)	L	3.2	6	3(3)	2	3
LITTLE ROCK (Mr19)			-DNP-			
at Samford (Mr20)			-DNP-			
AUBURN (Mr22)			-DNP-			
AUBURN (Mr23)			-DNP-			
AUBURN (Mr24) *	ND	3.0	8	4(4)	1	3
MISSISSIPPI VALLEY STATE (Mr26)			-DNP-			
LSU (Mr28)						
LSU (Mr29)						
LSU (Mr30)						
ULM (A3)						
at Tennessee (A5)						
at Tennessee (A6)						
at Tennessee (A7)						
SOUTH ALABAMA (A10)						
ALABAMA (A12)						
ALABAMA (A13)						
ALABAMA (A14)						
TEXAS SOUTHERN (A16)						
at Arkansas (A18)						
at Arkansas (A19)						
at Arkansas (A20)						
vs. Ole Miss (A23)						
GEORGIA (A26)						
GEORGIA (A27)						
GEORGIA (A28)						
at Texas A&M (My2)						
at Texas A&M (My3)						
at Texas A&M (My4)						
MEMPHIS (My8)						
at Ole Miss (My10)						
at Ole Miss (My11)						
at Ole Miss (My12)						
SOUTH CAROLINA (My16)						
SOUTH CAROLINA (My17)						
SOUTH CAROLINA (My18)						

* - Denotes Game Started | (W)in, (L)oss, H(old), (S)ave, (B)low Save

2019 Biography

Season: Made six starts on the mound.

Youngstown State (2/15-16): Earned first win of season...Shutout the Penguins over five innings...Gave up just two walks and four hits while striking out six batters in the series finale. **Southern Miss (2/22-24):** Lasted three innings in a start...Allowed just one run...Struck out four and walked four. **ECU (3/5):** Started and threw two scoreless innings to earn the win. **Maine (3/8-10):** Allowed two runs over five innings in the series finale...Struck out five, walked two and allowed four hits. **at Florida (3/15-16):** Started game three...Allowed three runs over 3 2/3. **Auburn (3/22-24):** Started the series finale...Tossed three innings and allowed four runs on eight hits...Walked one and struck out three.

James' Single-Game Career Highs

Innings Pitched	5.1	at McNeese State, 2/28/18	Wild Pitches	2	Southern Miss, 2/24/19
Fewest Hits	0	7 Times; Last at Vanderbilt, 6/10/18	Hit-by-Pitch	2	Utah Valley, 3/9/18
Fewest Runs	0	19 Times; Last East Carolina, 3/5/19	Total Pitches	92	at McNeese State, 2/28/18
Fewest Earned Runs	0	21 Times; Last East Carolina, 3/5/19			
Walks	4	Southern Miss, 2/24/19			
Strikeouts	7	at McNeese State, 2/28/18			

James' Career Statistics

	ERA	W-L	App	GS	CG	SHO/CBO	SV	IP	H	R	ER	BB	SO	2B	3B	HR	BF	BAA	WP	HBP	BK	SFA	SHA
2016	3.24	3-0	14	4	0	0/3	0	25.0	19	10	9	8	15	3	1	2	101	.213	1	3	0	0	1
2018	4.34	1-2	26	0	0	0/2	0	47.2	58	27	23	19	45	10	2	3	222	.312	8	9	0	2	6
2019	4.15	2-1	6	6	0	0/1	0	21.2	26	10	10	11	23	4	0	0	99	.310	3	1	1	1	2
Career	4.01	6-3	46	10	0	0/6	0	94.1	103	47	42	38	83	17	3	5	422	.287	12	13	1	3	9



2019 Game-by-Game

Opponent (Date)	Dec.	IP	H	R (ER)	BB	K
YOUNGSTOWN STATE (F15)		-DNP-				
YOUNGSTOWN STATE (F16)		-DNP-				
YOUNGSTOWN STATE (F16)	ND	1.0	1	--(--)	--	1
UAB (F20)		-DNP-				
SOUTHERN MISS (F22)	ND	1.2	--	--(--)	1	2
SOUTHERN MISS (F23)		-DNP-				
SOUTHERN MISS (F24)	ND	1.0	--	--(--)	1	1
JACKSON STATE (F26)		-DNP-				
SOUTHEASTERN LOUISIANA (F27)	ND	1.0	--	--(--)	--	--
vs. Sam Houston State (Mr1)	ND	1.2	3	2(--)	--	1
vs. Texas Tech (Mr2)		-DNP-				
EAST CAROLINA (Mr5)		-DNP-				
ARKANSAS-PINE BLUFF (Mr6)		-DNP-				
MAINE (Mr8)	S	3.0	4	1(1)	--	3
MAINE (Mr8)		-DNP-				
MAINE (Mr10)		-DNP-				
GRAMBLING (Mr13)		-DNP-				
at Florida (Mr15)	H	1.0	--	--(--)	--	1
at Florida (Mr16)	S	2.2	1	1(1)	--	1
at Florida (Mr16)		-DNP-				
LITTLE ROCK (Mr19)		-DNP-				
at Samford (Mr20)		-DNP-				
AUBURN (Mr22)	H	0.2	2	2(2)	--	--
AUBURN (Mr23)	ND	2.0	1	--(--)	--	3
AUBURN (Mr24)		-DNP-				
MISSISSIPPI VALLEY STATE (Mr26)	W	0.2	0	0(0)	0	1
LSU (Mr28)						
LSU (Mr29)						
LSU (Mr30)						
ULM (A3)						
at Tennessee (A5)						
at Tennessee (A6)						
at Tennessee (A7)						
SOUTH ALABAMA (A10)						
ALABAMA (A12)						
ALABAMA (A13)						
ALABAMA (A14)						
TEXAS SOUTHERN (A16)						
at Arkansas (A18)						
at Arkansas (A19)						
at Arkansas (A20)						
vs. Ole Miss (A23)						
GEORGIA (A26)						
GEORGIA (A27)						
GEORGIA (A28)						
at Texas A&M (My2)						
at Texas A&M (My3)						
at Texas A&M (My4)						
MEMPHIS (My8)						
at Ole Miss (My10)						
at Ole Miss (My11)						
at Ole Miss (My12)						
SOUTH CAROLINA (My16)						
SOUTH CAROLINA (My17)						
SOUTH CAROLINA (My18)						

* - Denotes Game Started | (W)in, (L)oss, H(old), (S)ave, (B)low/n Save

2019 Biography

Season: Appeared in 11 games, all in relief...Picked up his first career save in the series opener versus Maine (3/8) with three innings of work...Collected his first career victory against Mississippi Valley State (3/26).

Youngstown State (2/15-16): Pitched in series finale...Threw a scoreless eighth with one hit allowed and a strikeout. **Southern Miss (2/22-24):** Appeared in two games with a pair of no-hit performances...Pitched in the series opener and threw 1 2/3 innings while striking out two...Took the mound in series finale and walked one and struck out one. **Southeastern Louisiana (2/27):** Tossed a perfect inning of relief. **Frisco Classic (3/1-2):** vs. *Sam Houston State (3/1):* Allowed two runs – both unearned – over 1 2/3 innings pitched. **Maine (3/8-10):** Earned a three-inning save in the season opener...Allowed one run, struck out three and didn't walk a batter. **at Florida (3/15-16):** Made two appearances...Pitched a scoreless inning in game one...Allowed one run over 2 2/3 innings pitched in middle game. **Auburn (3/22-24):** Appeared in the first two games of the series...Posted a hold in the series opener...Allowed two runs on two hits in two-thirds of an inning in the first game of the weekend...Threw two innings and allowed one hit in the middle game of the series...Struck out three batters. **Mississippi Valley State (3/26):** Retired both batters he faced to collect his first career win...Struck out one in two-thirds of an inning.

Liebelt's Single-Game Career Highs

Innings Pitched	3.0	Maine, 3/8/19	Wild Pitches	2	vs Oklahoma, 6/1/18
Fewest Hits	0	Nine Times; Last Mississippi Valley State, 3/26/19	Hit-by-Pitch	3	at Southern Miss, 2/16/18
Fewest Runs	0	12 Times; Last Mississippi Valley State, 3/26/19	Total Pitches	56	at Southern Miss, 2/16/18
Fewest Earned Runs	0	14 Times; Last Mississippi Valley State, 3/26/19			
Walks	4	at Southern Miss, 2/16/18			
Strikeouts	3	Twice; Last Auburn, 3/23/19			

Liebelt's Career Statistics

	ERA	W-L	App	GS	CG	SHO/CBO	SV	IP	H	R	ER	BB	SO	2B	3B	HR	BF	BAA	WP	HBP	BK	SFA	SHA
2018	13.15	0-0	12	1	0	0/1	0	13.0	21	21	19	8	7	6	0	0	76	.362	4	7	0	1	2
2019	2.20	1-0	11	0	0	0/2	2	16.1	12	6	4	2	14	4	1	1	63	.200	0	0	0	1	0
Career	7.06	1-0	23	1	0	0/3	2	29.1	33	27	23	10	21	10	1	1	139	.280	4	7	0	2	2



2019 Game-by-Game

Opponent (Date)	AB	R	H	RBI	BB
YOUNGSTOWN STATE (F15)			-DNP-		
YOUNGSTOWN STATE (F16)			-DNP-		
YOUNGSTOWN STATE (F16)			-DNP-		
UAB (F20)			-DNP-		
SOUTHERN MISS (F22)			-DNP-		
SOUTHERN MISS (F23)			-DNP-		
SOUTHERN MISS (F24)			-DNP-		
JACKSON STATE (F26)			-DNP-		
SOUTHEASTERN LOUISIANA (F27)	2	--	1	2	--
vs. Sam Houston State (Mr1)			-DNP-		
vs. Texas Tech (Mr2)			-DNP-		
EAST CAROLINA (Mr5)			-DNP-		
ARKANSAS-PINE BLUFF (Mr6)	1	1	1	1	--
MAINE (Mr8)			-DNP-		
MAINE (Mr8)	--	--	--	--	1
MAINE (Mr10)			-DNP-		
GRAMBLING (Mr13)	3	1	2	3	--
at Florida (Mr15)			-DNP-		
at Florida (Mr16)			-DNP-		
at Florida (Mr16)	2	--	--	--	1
LITTLE ROCK (Mr19)	1	--	--	--	--
at Samford (Mr20)	1	--	--	--	--
AUBURN (Mr22)			-DNP-		
AUBURN (Mr23)			-DNP-		
AUBURN (Mr24)			-DNP-		
MISSISSIPPI VALLEY STATE (Mr26)	--	--	--	--	--
LSU (Mr28)					
LSU (Mr29)					
LSU (Mr30)					
ULM (A3)					
at Tennessee (A5)					
at Tennessee (A6)					
at Tennessee (A7)					
SOUTH ALABAMA (A10)					
ALABAMA (A12)					
ALABAMA (A13)					
ALABAMA (A14)					
TEXAS SOUTHERN (A16)					
at Arkansas (A18)					
at Arkansas (A19)					
at Arkansas (A20)					
vs. Ole Miss (A23)					
GEORGIA (A26)					
GEORGIA (A27)					
GEORGIA (A28)					
at Texas A&M (My2)					
at Texas A&M (My3)					
at Texas A&M (My4)					
MEMPHIS (My8)					
at Ole Miss (My10)					
at Ole Miss (My11)					
at Ole Miss (My12)					
SOUTH CAROLINA (My16)					
SOUTH CAROLINA (My17)					
SOUTH CAROLINA (My18)					

* - Denotes Game Started

2019 Biography

Season: Appeared in eight games and made one start. . . Posted his first hit – a two-RBI single – against Southeastern Louisiana (2/27)...Earned first start as a designated hitter in game three at Florida (3/16).

Southeastern Louisiana (2/27): Made MSU debut as a pinch-hitter in the seventh inning. . . Drove in two RBIs on a single in the eighth. **Arkansas-Pine Bluff (3/6):** Doubled in one RBI as a pinch hitter. **Maine (8-10):** Appeared in game two. . . Walked in his only at-bat as a pinch-hitter. **Grambling (3/13):** Entered as a pinch-hitter in the fifth and took over at catcher. . . Delivered three RBIs with two singles. **at Florida (3/15-16):** Started at designated hitter in series finale... Walked. **Mississippi Valley State (3/26):** Caught the ninth inning.

Hancock's Single-Game Career Highs

At-Bats	3	Grambling, 3/13/19	Total Bases	2	Twice; Last Grambling, 3/13/19
Runs	1	Twice; Last Grambling, 3/13/19	Walks	1	Twice; Last at Florida, 3/16/19
Hits	2	Grambling, 3/13/19	Strikeouts	1	Twice; Last at Samford, 3/20/19
RBI's	3	Grambling, 3/13/19	Stolen Bases	---	
Doubles	1	Arkansas-Pine Bluff, 3/6/19			
Triples	---				
Home Runs	---				

Hancock's Career Statistics

	Avg	GP- GS	AB	R	H	2B	3B	HR	RBI	TB	SLG%	BB	HBP	SO	GDP	OB%	SF	SH	SB-ATT	PO	A	E	FLD%
2019	.400	8-1	10	2	4	1	0	0	6	5	.500	2	0	2	0	.500	0	0	0-0	6	0	0	1.000
Career	.400	8-1	10	2	4	1	0	0	6	5	.500	2	0	2	0	.500	0	0	0-0	6	0	0	1.000



2019 Game-by-Game

Opponent (Date)	Dec.	IP	H	R (ER)	BB	K
YOUNGSTOWN STATE (F15)	W	1.0	--	-- (--)	--	2
YOUNGSTOWN STATE (F16)		-DNP-				
YOUNGSTOWN STATE (F16)		-DNP-				
UAB (F20)	S	2.0	2	-- (--)	1	4
SOUTHERN MISS (F22)		-DNP-				
SOUTHERN MISS (F23)		-DNP-				
SOUTHERN MISS (F24)	W	2.0	--	-- (--)	3	2
JACKSON STATE (F26)		-DNP-				
SOUTHEASTERN LOUISIANA (F27)		-DNP-				
vs. Sam Houston State (Mr1)	S	1.0	1	-- (--)	--	1
vs. Texas Tech (Mr2)	S	1.0	--	-- (--)	--	2
EAST CAROLINA (Mr5)	S	1.0	--	-- (--)	--	4
ARKANSAS-PINE BLUFF (Mr6)		-DNP-				
MAINE (Mr8)		-DNP-				
MAINE (Mr8)	ND	1.0	--	-- (--)	--	2
MAINE (Mr10)	S	1.0	2	1 (1)	1	--
GRAMBLING (Mr13)		-DNP-				
at Florida (Mr15)	ND	1.0	2	3(3)	1	1
at Florida (Mr16)		-DNP-				
at Florida (Mr16)		-DNP-				
LITTLE ROCK (Mr19)		-DNP-				
at Samford (Mr20)	S	1.0	--	-- (--)	--	3
AUBURN (Mr22)		-DNP-				
AUBURN (Mr23)		-DNP-				
AUBURN (Mr24)	W	3.0	4	3(3)	1	3
MISSISSIPPI VALLEY STATE (Mr26)		-DNP-				
LSU (Mr28)						
LSU (Mr29)						
LSU (Mr30)						
ULM (A3)						
at Tennessee (A5)						
at Tennessee (A6)						
at Tennessee (A7)						
SOUTH ALABAMA (A10)						
ALABAMA (A12)						
ALABAMA (A13)						
ALABAMA (A14)						
TEXAS SOUTHERN (A16)						
at Arkansas (A18)						
at Arkansas (A19)						
at Arkansas (A20)						
vs. Ole Miss (A23)						
GEORGIA (A26)						
GEORGIA (A27)						
GEORGIA (A28)						
at Texas A&M (My2)						
at Texas A&M (My3)						
at Texas A&M (My4)						
MEMPHIS (My8)						
at Ole Miss (My10)						
at Ole Miss (My11)						
at Ole Miss (My12)						
SOUTH CAROLINA (My16)						
SOUTH CAROLINA (My17)						
SOUTH CAROLINA (My18)						

* - Denotes Game Started | (W)in, (L)oss, H(old), (S)ave, (B)low Save

2019 Biography

Season: Appeared in 11 games, all out of the bullpen...Started season with nine scoreless innings of work to run his scoreless-innings streak to 25 innings, a streak that started in 2018.

Youngstown State (2/15-16): Appeared in the series opener and pitched a no-hit inning to earn the win...Struck out a pair of batters. **UAB (2/20):** Struck out four batters over two scoreless innings...Finished the game to earn the save. **Southern Miss (2/22-24):** Pitched the last two innings of the series finale...Allowed no runs and earned the win despite walking three batters. **Frisco Classic (3/1-2):** Earned saves in each game of the event. *vs. Sam Houston State (3/1):* Allowed one hit but closed door on Bearkats in the ninth inning to pick up the save. *vs. Texas Tech (3/2):* Struck out two batters in a perfect ninth frame to earn the save. **ECU (3/5):** Pitched the ninth inning and struck out four batters to earn a save. **Maine (3/8-10):** Pitched in the final two games of the series...Tossed a perfect ninth in game two...Allowed his first run of the season on a sacrifice fly...Earned the save. **at Florida (3/15-16):** Pitched the ninth...Allowed three runs with a 6-2 lead but finished the game. **at Samford (3/20):** Earned sixth save after striking out side in ninth inning. **Auburn (3/22-24):** Threw three innings to close out the series finale to earn the win...Allowed three runs on four hits...Walked one and struck out three.

Gordon's Single-Game Career Highs

Innings Pitched	7.0	vs Florida, 5/26/17	Wild Pitches	3	Auburn, 4/29/17
Fewest Hits	0	17 Times; Last at Samford, 3/20/19	Hit-by-Pitch	2	vs Florida, 5/26/17
Fewest Runs	0	32 Times; Last at Samford, 3/20/19	Total Pitches	112	vs Oklahoma, 6/3/18
Fewest Earned Runs	0	32 Times; Last at Samford, 3/20/19			
Walks	5	vs South Alabama, 6/2/17			
Strikeouts	10	vs Oklahoma, 6/3/18			

Gordon's Career Statistics

	ERA	W-L	App	GS	CG	SHO/CBO	SV	IP	H	R	ER	BB	SO	2B	3B	HR	BF	BAA	WP	HBP	BK	SFA	SHA
2017	5.69	2-3	19	9	0	0/0	1	55.1	47	36	35	30	59	9	0	5	245	.234	8	6	0	3	5
2018	4.26	4-3	30	1	0	0/1	4	61.1	51	29	29	32	68	5	2	7	264	.227	13	3	0	0	4
2019	4.20	3-0	11	0	0	0/0	6	15.0	11	7	7	7	24	0	0	1	65	.200	2	1	0	2	0
Career	4.85	9-6	60	10	0	0/1	11	131.2	109	72	71	69	151	14	2	13	574	.227	23	10	0	5	9



2019 Game-by-Game

Opponent (Date)	Dec.	IP	H	R (ER)	BB	K
YOUNGSTOWN STATE (F15)			-DNP-			
YOUNGSTOWN STATE (F16)			-DNP-			
YOUNGSTOWN STATE (F16)			-DNP-			
UAB (F20)			-DNP-			
SOUTHERN MISS (F22)			-DNP-			
SOUTHERN MISS (F23)			-DNP-			
SOUTHERN MISS (F24)			-DNP-			
JACKSON STATE (F26)	ND	2.0	3	3 (1)	1	4
SOUTHEASTERN LOUISIANA (F27)			-DNP-			
vs. Sam Houston State (Mr1)			-DNP-			
vs. Texas Tech (Mr2)			-DNP-			
EAST CAROLINA (Mr5)			-DNP-			
ARKANSAS-PINE BLUFF (Mr6)	ND	1.0	2	1 (1)	1	1
MAINE (Mr8)			-DNP-			
MAINE (Mr8)			-DNP-			
MAINE (Mr10)			-DNP-			
GRAMBLING (Mr13)			-DNP-			
at Florida (Mr15)			-DNP-			
at Florida (Mr16)			-DNP-			
at Florida (Mr16)			-DNP-			
LITTLE ROCK (Mr19)	ND	2.0	2	--(--)	--	2
at Samford (Mr20)			-DNP-			
AUBURN (Mr22)			-DNP-			
AUBURN (Mr23)			-DNP-			
AUBURN (Mr24)			-DNP-			
MISSISSIPPI VALLEY STATE (Mr26)			-DNP-			
LSU (Mr28)						
LSU (Mr29)						
LSU (Mr30)						
ULM (A3)						
at Tennessee (A5)						
at Tennessee (A6)						
at Tennessee (A7)						
SOUTH ALABAMA (A10)						
ALABAMA (A12)						
ALABAMA (A13)						
ALABAMA (A14)						
TEXAS SOUTHERN (A16)						
at Arkansas (A18)						
at Arkansas (A19)						
at Arkansas (A20)						
vs. Ole Miss (A23)						
GEORGIA (A26)						
GEORGIA (A27)						
GEORGIA (A28)						
at Texas A&M (My2)						
at Texas A&M (My3)						
at Texas A&M (My4)						
MEMPHIS (My8)						
at Ole Miss (My10)						
at Ole Miss (My11)						
at Ole Miss (My12)						
SOUTH CAROLINA (My16)						
SOUTH CAROLINA (My17)						
SOUTH CAROLINA (My18)						

* - Denotes Game Started | (W)in, (L)oss, H(old), (S)ave, (B)low Save

2019 Biography

Season: Made three relief appearances on the mound and one at the plate. . . Notched a two-RBI single in his first career plate appearance against Grambling (3/14).

Hitting: Grambling (3/14): Went 1-for-2 at the plate with one RBI off the bench.

Pitching: Jackson State (2/26): Made Diamond Dawg debut in relief role. . . Pitched two innings, allowing three runs while striking out four batters. **Arkansas-Pine Bluff (3/6):** Gave up a run in an inning of work. **Little Rock (3/19):** Threw two no-hit innings.

Brock's Single-Game Career Highs


Innings Pitched	2.0	Twice; Last Little Rock, 3/19/19	Wild Pitches	0	Three Times; Last Little Rock, 3/19/19
Fewest Hits	2	Twice; Last Little Rock, 3/19/19	Hit-by-Pitch	1	Jackson State, 2/26/19
Fewest Runs	0	Little Rock, 3/19/19	Total Pitches	47	Jackson State, 2/26/19
Fewest Earned Runs	0	Little Rock, 3/19/19			
Walks	1	Three Times; Last Little Rock, 3/19/19			
Strikeouts	4	Jackson State, 2/26/19			


Brock's Career Statistics

	ERA	W-L	App	GS	CG	SHO/CBO	SV	IP	H	R	ER	BB	SO	2B	3B	HR	BF	BAA	WP	HBP	BK	SFA	SHA
2019	3.60	0-0	3	0	0	0/0	0	5.0	7	4	2	3	6	0	0	0	26	.318	0	1	0	0	0
Career	3.60	0-0	3	0	0	0/0	0	5.0	7	4	2	3	6	0	0	0	26	.318	0	1	0	0	0

31 | Benjamin Bell

OF | L/R | 5-9 | 180 | Fr.
Madison, Miss.





2019 Game-by-Game

Opponent (Date)	AB	R	H	RBI	BB
YOUNGSTOWN STATE (F15)			-DNP-		
YOUNGSTOWN STATE (F16)			-DNP-		
YOUNGSTOWN STATE (F16)			-DNP-		
UAB (F20)			-DNP-		
SOUTHERN MISS (F22)	--	--	--	--	--
SOUTHERN MISS (F23)			-DNP-		
SOUTHERN MISS (F24)	--	--	--	--	--
JACKSON STATE (F26)	--	--	--	--	--
SOUTHEASTERN LOUISIANA (F27)			-DNP-		
vs. Sam Houston State (Mr1)			-DNP-		
vs. Texas Tech (Mr2)			-DNP-		
EAST CAROLINA (Mr5)	--	--	--	--	--
ARKANSAS-PINE BLUFF (Mr6)	--	1	--	--	--
MAINE (Mr8)			-DNP-		
MAINE (Mr8)			-DNP-		
MAINE (Mr10)			-DNP-		
GRAMBLING (Mr13)			-DNP-		
at Florida (Mr15)			-DNP-		
at Florida (Mr16)			-DNP-		
at Florida (Mr16)			-DNP-		
LITTLE ROCK (Mr19)	--	1	--	--	--
at Samford (Mr20)	--	1	--	--	--
AUBURN (Mr22)			-DNP-		
AUBURN (Mr23)			-DNP-		
AUBURN (Mr24)			-DNP-		
MISSISSIPPI VALLEY STATE (Mr26)			-DNP-		
LSU (Mr28)					
LSU (Mr29)					
LSU (Mr30)					
ULM (A3)					
at Tennessee (A5)					
at Tennessee (A6)					
at Tennessee (A7)					
SOUTH ALABAMA (A10)					
ALABAMA (A12)					
ALABAMA (A13)					
ALABAMA (A14)					
TEXAS SOUTHERN (A16)					
at Arkansas (A18)					
at Arkansas (A19)					
at Arkansas (A20)					
vs. Ole Miss (A23)					
GEORGIA (A26)					
GEORGIA (A27)					
GEORGIA (A28)					
at Texas A&M (My2)					
at Texas A&M (My3)					
at Texas A&M (My4)					
MEMPHIS (My8)					
at Ole Miss (My10)					
at Ole Miss (My11)					
at Ole Miss (My12)					
SOUTH CAROLINA (My16)					
SOUTH CAROLINA (My17)					
SOUTH CAROLINA (My18)					

* - Denotes Game Started

2019 Biography

Season: Appeared in seven games... Came in six times as a pinch runner and once as a defensive replacement in left field.

Bell's Single-Game Career Highs

At-Bats	---	Total Bases	---
Runs	1	Walks	---
Hits	---	Strikeouts	---
RBI	---	Stolen Bases	---
Doubles	---		
Triples	---		
Home Runs	---		

Bell's Career Statistics

	Avg	GP- GS	AB	R	H	2B	3B	HR	RBI	TB	SLG%	BB	HBP	SO	GDP	OB%	SF	SH	SB-ATT	PO	A	E	FLD%
2019	.000	7-0	0	3	0	0	0	0	0	0	.000	0	0	0	0	.000	0	0	0-0	0	0	0	.000
Career	.000	7-0	0	3	0	0	0	0	0	0	.000	0	0	0	0	.000	0	0	0-0	0	0	0	.000



2019 Game-by-Game

Opponent (Date)	AB	R	H	RBI	BB
YOUNGSTOWN STATE (F15) *	4	1	1	--	--
YOUNGSTOWN STATE (F16) *	2	1	1	--	1
YOUNGSTOWN STATE (F16) *	3	--	1	--	--
UAB (F20) *	3	--	--	--	--
SOUTHERN MISS (F22)	1	--	--	--	--
SOUTHERN MISS (F23)	1	--	--	--	--
SOUTHERN MISS (F24) *	3	--	--	--	--
JACKSON STATE (F26) *	3	2	1	1	--
SOUTHEASTERN LOUISIANA (F27)	1	--	--	--	--
vs. Sam Houston State (Mr1)				-DNP-	
vs. Texas Tech (Mr2)	1	--	--	--	--
EAST CAROLINA (Mr5)				-DNP-	
ARKANSAS-PINE BLUFF (Mr6)	1	2	1	1	1
MAINE (Mr8)	1	1	1	--	--
MAINE (Mr8)	1	1	1	--	1
MAINE (Mr10) *	4	1	2	1	--
GRAMBLING (Mr13)	2	--	--	--	--
at Florida (Mr15)				-DNP-	
at Florida (Mr16)				-DNP-	
at Florida (Mr16)	1	--	--	--	--
LITTLE ROCK (Mr19)	4	2	--	1	1
at Samford (Mr20)	5	1	1	2	--
AUBURN (Mr22)				-DNP-	
AUBURN (Mr23)	1	1	1	2	--
AUBURN (Mr24)				-DNP-	
MISSISSIPPI VALLEY STATE (Mr26)	1	1	1	--	--
LSU (Mr28)					
LSU (Mr29)					
LSU (Mr30)					
ULM (A3)					
at Tennessee (A5)					
at Tennessee (A6)					
at Tennessee (A7)					
SOUTH ALABAMA (A10)					
ALABAMA (A12)					
ALABAMA (A13)					
ALABAMA (A14)					
TEXAS SOUTHERN (A16)					
at Arkansas (A18)					
at Arkansas (A19)					
at Arkansas (A20)					
vs. Ole Miss (A23)					
GEORGIA (A26)					
GEORGIA (A27)					
GEORGIA (A28)					
at Texas A&M (My2)					
at Texas A&M (My3)					
at Texas A&M (My4)					
MEMPHIS (My8)					
at Ole Miss (My10)					
at Ole Miss (My11)					
at Ole Miss (My12)					
SOUTH CAROLINA (My16)					
SOUTH CAROLINA (My17)					
SOUTH CAROLINA (My18)					

* - Denotes Game Started

2019 Biography

Season: Appeared in 20 games with nine starts...Made his collegiate debut in the season opener versus Youngstown State (2/15) and collected his first collegiate hit in the game.

Youngstown State (2/15-16): Started and collected a hit in each game of the series...Singled and scored in his MSU debut...Walked, doubled and scored a run in the middle game of the series...Went 1-for-3 with a stolen base in the series finale. **Southern Miss (2/22-24):** Appeared in all three games of series...Started at second base in the series finale. **Jackson State (2/26):** Started at second base and earned his first RBI on a single...Also scored twice. **Arkansas-Pine Bluff (3/6):** Pinch-hit and walked...Scored twice and drove in one RBI single. **Maine (3/8-10):** Earned a hit and scored a run in each game...Had a pinch-hit double in each of the first two games...Started at second base in game three...Went 2-for-4 with an RBI, a run scored and a stolen base. **Little Rock (3/19):** Despite going hitless, scored twice and collected an RBI. **at Samford (3/20):** Tallied two RBIs. **Auburn (3/22-24):** Appeared in the middle game of the series as a pinch hitter...Drove in two RBIs with an eighth-inning single in the middle game of the weekend...Scored a run. **Mississippi Valley State (3/26):** Went 1-for-1 with a run scored as a pinch hitter.

L. Jordan's Single-Game Career Highs

At-Bats	5	at Samford, 3/20/19	Total Bases	2	Four Times; Last Maine, 3/10/19
Runs	2	Three Times; Last Little Rock, 3/19/19	Walks	1	Four Times; Last Little Rock, 3/19/19
Hits	2	Maine, 3/10/19	Strikeouts	2	Grambling, 3/13/19
RBI's	2	Twice; Last Auburn, 3/23/19	Stolen Bases	1	Twice; Last Maine, 3/10/19
Doubles	1	Three Times; Last Maine, 3/8/19			
Triples	---				
Home Runs	---				

L. Jordan's Career Statistics

	Avg	GP-GS	AB	R	H	2B	3B	HR	RBI	TB	SLG%	BB	HBP	SO	GDP	OB%	SF	SH	SB-ATT	PO	A	E	FLD%
2019	.279	20-9	43	14	12	3	0	0	8	15	.349	4	0	6	2	.340	0	0	2-2	7	12	0	1.000
Career	.279	20-9	43	14	12	3	0	0	8	15	.349	4	0	6	2	.340	0	0	2-2	7	12	0	1.000



2019 Game-by-Game

Opponent (Date)	AB	R	H	RBI	BB
YOUNGSTOWN STATE (F15)	--	--	--	--	--
YOUNGSTOWN STATE (F16)	2	--	1	1	--
YOUNGSTOWN STATE (F16)	1	--	--	--	--
UAB (F20)			-DNP-		
SOUTHERN MISS (F22)			-DNP-		
SOUTHERN MISS (F23)			-DNP-		
SOUTHERN MISS (F24)			-DNP-		
JACKSON STATE (F26)	1	1	--	1	--
SOUTHEASTERN LOUISIANA (F27)	--	1	--	--	1
vs. Sam Houston State (Mr1)			-DNP-		
vs. Texas Tech (Mr2)			-DNP-		
EAST CAROLINA (Mr5)			-DNP-		
ARKANSAS-PINE BLUFF (Mr6)	1	--	1	--	--
MAINE (Mr8)	--	--	--	--	--
MAINE (Mr8)			-DNP-		
MAINE (Mr10)			-DNP-		
GRAMBLING (Mr13)	3	--	--	--	--
at Florida (Mr15)			-DNP-		
at Florida (Mr16)			-DNP-		
at Florida (Mr16)	2	--	--	--	--
LITTLE ROCK (Mr19)	--	--	--	--	--
at Samford (Mr20)			-DNP-		
AUBURN (Mr22)			-DNP-		
AUBURN (Mr23)	1	--	1	--	--
AUBURN (Mr24) *	6	1	3	1	--
MISSISSIPPI VALLEY STATE (Mr26)			-DNP-		
LSU (Mr28)					
LSU (Mr29)					
LSU (Mr30)					
ULM (A3)					
at Tennessee (A5)					
at Tennessee (A6)					
at Tennessee (A7)					
SOUTH ALABAMA (A10)					
ALABAMA (A12)					
ALABAMA (A13)					
ALABAMA (A14)					
TEXAS SOUTHERN (A16)					
at Arkansas (A18)					
at Arkansas (A19)					
at Arkansas (A20)					
vs. Ole Miss (A23)					
GEORGIA (A26)					
GEORGIA (A27)					
GEORGIA (A28)					
at Texas A&M (My2)					
at Texas A&M (My3)					
at Texas A&M (My4)					
MEMPHIS (My8)					
at Ole Miss (My10)					
at Ole Miss (My11)					
at Ole Miss (My12)					
SOUTH CAROLINA (My16)					
SOUTH CAROLINA (My17)					
SOUTH CAROLINA (My18)					

* - Denotes Game Started

2019 Biography

Season: Appeared in 12 games with one start...Collected his first-career RBI single as a pinch hitter against Youngstown State (2/16)...Made his first-career start in the series finale against Auburn (3/24).

Youngstown State (2/15-16): Appeared in every game of the three-game series...Made his MSU debut in game one as a defensive substitution in right field...Pinch hit in game two and tallied two at-bats...Singled and drove in an RBI...Struck out in lone game three at-bat. **Jackson State (2/26):** Reached on an error as a pinch hitter to register an RBI...Scored first collegiate run. **Southeastern Louisiana (2/27):** Walked and scored in lone pinch-hit at-bat. **Arkansas-Pine Bluff (3/6):** Pinch-hit and doubled in his lone plate appearance. **Maine (3/8-10):** Came into game one as a defensive replacement in right field. **Auburn (3/22-24):** Appeared in the final two games of the series...Started the series finale for his first collegiate start...Doubled in a pinch hit appearance in the middle game of the series...Went 3-for-6 in the series finale...Doubled, scored and drove in one RBI.

Cumbest's Single-Game Career Highs

At-Bats	6	Auburn, 3/24/19	Total Bases	4	Auburn, 3/23/19
Runs	1	Three Times; Last Auburn, 3/24/19	Walks	1	Southeastern Louisiana, 2/27/19
Hits	3	Auburn, 3/24/19	Strikeouts	2	at Florida, 3/16/19
RBI	1	Three Times; Last Auburn, 3/24/19	Stolen Bases	---	
Doubles	1	Three Times; Last Auburn, 3/24/19			
Triples	---				
Home Runs	---				

Cumbest's Career Statistics

	Avg	GP- GS	AB	R	H	2B	3B	HR	RBI	TB	SLG%	BB	HBP	SO	GDP	OB%	SF	SH	SB-ATT	PO	A	E	FLD%
2019	.353	12-1	17	3	6	3	0	0	3	9	.529	1	0	4	0	.389	0	0	0-0	4	0	0	1.000
Career	.353	12-1	17	3	6	3	0	0	3	9	.529	1	0	4	0	.389	0	0	0-0	4	0	0	1.000



2019 Game-by-Game

Opponent (Date)	AB	R	H	RBI	BB
YOUNGSTOWN STATE (F15)			-DNP-		
YOUNGSTOWN STATE (F16)			-DNP-		
YOUNGSTOWN STATE (F16)	1	--	--	--	--
UAB (F20)			-DNP-		
SOUTHERN MISS (F22)			-DNP-		
SOUTHERN MISS (F23) *	4	--	2	--	--
SOUTHERN MISS (F24)	--	--	--	--	--
JACKSON STATE (F26) *	3	2	2	1	1
SOUTHEASTERN LOUISIANA (F27) *	2	--	1	--	1
vs. Sam Houston State (Mr1)	1	--	--	--	--
vs. Texas Tech (Mr2)	1	--	--	--	--
EAST CAROLINA (Mr5)			-DNP-		
ARKANSAS-PINE BLUFF (Mr6) *	3	1	2	3	1
MAINE (Mr8)	1	--	--	--	--
MAINE (Mr8)	1	--	--	--	--
MAINE (Mr10)	3	--	1	--	--
GRAMBLING (Mr13)	2	--	1	--	--
at Florida (Mr15)			-DNP-		
at Florida (Mr16)			-DNP-		
at Florida (Mr16)	3	--	1	--	--
LITTLE ROCK (Mr19)	1	--	--	--	1
at Samford (Mr20)	1	--	1	--	1
AUBURN (Mr22)	1	--	--	--	--
AUBURN (Mr23)	2	--	--	--	--
AUBURN (Mr24)			-DNP-		
MISSISSIPPI VALLEY STATE (Mr26) *	2	--	--	--	--
LSU (Mr28)					
LSU (Mr29)					
LSU (Mr30)					
ULM (A3)					
at Tennessee (A5)					
at Tennessee (A6)					
at Tennessee (A7)					
SOUTH ALABAMA (A10)					
ALABAMA (A12)					
ALABAMA (A13)					
ALABAMA (A14)					
TEXAS SOUTHERN (A16)					
at Arkansas (A18)					
at Arkansas (A19)					
at Arkansas (A20)					
vs. Ole Miss (A23)					
GEORGIA (A26)					
GEORGIA (A27)					
GEORGIA (A28)					
at Texas A&M (My2)					
at Texas A&M (My3)					
at Texas A&M (My4)					
MEMPHIS (My8)					
at Ole Miss (My10)					
at Ole Miss (My11)					
at Ole Miss (My12)					
SOUTH CAROLINA (My16)					
SOUTH CAROLINA (My17)					
SOUTH CAROLINA (My18)					

* - Denotes Game Started

2019 Biography

Season: Appeared in 18 games with six starts.

Youngstown State (2/15-16): Appeared in the series finale as a defensive substitution at catcher. . . Saw one at bat. **Southern Miss (2/22-24):** Appeared in the final two games of the series. . . Started at designated hitter in the middle game. . . Collected a pair of hits. . . Entered as a defensive replacement in the series finale. **Jackson State (2/26):** Started at catcher. . . Hit a solo home run as a part of a two-hit day. . . Had two runs scored. **Southeastern Louisiana (2/27):** Started designated hitter. . . Singled and walked. **Frisco Classic (3/1-2):** Appeared in both games as a pinch hitter. **Arkansas Pine-Bluff (3/6):** Doubled, walked and collected three RBIs. **Maine (3/8-10):** Appeared in all three games. . . Doubled in series finale. **Grambling (3/13):** Entered as a pinch hitter. . . Doubled in two at-bats. **at Samford (3/20):** Pinch hit. . . Tallied a hit and a walk in two total plate appearances. **Auburn (3/22-24):** Appeared in two games, appearing as a pinch hitter in the series opener and middle game of the series. **Mississippi Valley State (3/26):** Started at designated hitter.

Gilbert's Single-Game Career Highs

At-Bats	6	at Missouri, 3/24/18	Total Bases	6	Twice; Last vs Ole Miss, 4/24/18
Runs	3	at Kentucky, 5/13/18	Walks	2	Twice; Last Texas A&M, 4/28/18
Hits	3	Three Times; Last Texas A&M, 4/29/18	Strikeouts	3	at Southern Miss, 2/16/18
RBIs	4	Alcorn State, 3/20/18	Stolen Bases	---	
Doubles	2	vs Nicholls State, 2/24/18			
Triples	---				
Home Runs	1	Three Times; Last Jackson State, 2/26/19			

Gilbert's Career Statistics

	Avg	GP-GS	AB	R	H	2B	3B	HR	RBI	TB	SLG%	BB	HBP	SO	GDP	OB%	SF	SH	SB-ATT	PO	A	E	FLD%
2018	.254	41-31	114	18	29	9	0	2	18	44	.386	15	0	37	3	.341	0	1	0-0	276	29	3	.990
2019	.344	18-6	32	3	11	3	0	1	4	17	.531	5	1	10	0	.447	0	0	0-0	33	5	0	1.000
Career	.274	59-37	146	21	40	12	0	3	22	61	.418	20	1	47	3	.365	0	1	0-0	309	34	3	.991



2019 Game-by-Game

Opponent (Date)	Dec.	IP	H	R (ER)	BB	K
YOUNGSTOWN STATE (F15)			-DNP-			
YOUNGSTOWN STATE (F16)	ND	1.0	--	-- (--)	2	2
YOUNGSTOWN STATE (F16)			-DNP-			
UAB (F20)			-DNP-			
SOUTHERN MISS (F22)			-DNP-			
SOUTHERN MISS (F23)			-DNP-			
SOUTHERN MISS (F24)			-DNP-			
JACKSON STATE (F26) *	W	3.0	2	-- (--)	--	2
SOUTHEASTERN LOUISIANA (F27)			-DNP-			
vs. Sam Houston State (Mr1)			-DNP-			
vs. Texas Tech (Mr2)			-DNP-			
EAST CAROLINA (Mr5)			-DNP-			
ARKANSAS-PINE BLUFF (Mr6) *	W	3.0	1	-- (--)	1	4
MAINE (Mr8)			-DNP-			
MAINE (Mr8)			-DNP-			
MAINE (Mr10)			-DNP-			
GRAMBLING (Mr13)	W	2.0	--	1 (--)	3	4
at Florida (Mr15)			-DNP-			
at Florida (Mr16)			-DNP-			
at Florida (Mr16)			-DNP-			
LITTLE ROCK (Mr19)	ND	0.2	2	4(4)	3	1
at Samford (Mr20)			-DNP-			
AUBURN (Mr22)			-DNP-			
AUBURN (Mr23)			-DNP-			
AUBURN (Mr24)			-DNP-			
MISSISSIPPI VALLEY STATE (Mr26) *	ND	0.1	--	3(2)	1	1
LSU (Mr28)						
LSU (Mr29)						
LSU (Mr30)						
ULM (A3)						
at Tennessee (A5)						
at Tennessee (A6)						
at Tennessee (A7)						
SOUTH ALABAMA (A10)						
ALABAMA (A12)						
ALABAMA (A13)						
ALABAMA (A14)						
TEXAS SOUTHERN (A16)						
at Arkansas (A18)						
at Arkansas (A19)						
at Arkansas (A20)						
vs. Ole Miss (A23)						
GEORGIA (A26)						
GEORGIA (A27)						
GEORGIA (A28)						
at Texas A&M (My2)						
at Texas A&M (My3)						
at Texas A&M (My4)						
MEMPHIS (My8)						
at Ole Miss (My10)						
at Ole Miss (My11)						
at Ole Miss (My12)						
SOUTH CAROLINA (My16)						
SOUTH CAROLINA (My17)						
SOUTH CAROLINA (My18)						

* - Denotes Game Started | (W)in, (L)oss, H(ol)d, (S)ave, (B)low Save

2019 Biography

Season: Made six appearances on the mound, four of which were starts. . . Made collegiate debut in the series finale versus Youngstown State (2/16).
Youngstown State (2/15-16): Made MSU debut as a reliever in the final game of series. . . Pitched one inning and struck out two batters. . . Walked two and didn't allow a hit. **Jackson State (2/26):** Made first-career start. . . Gave up two hits in three scoreless innings of work. **Arkansas-Pine Bluff (3/6):** Pitched three scoreless innings in a start. . . Struck out four. **Grambling (3/13):** Walked three and allowed one unearned run over two innings. . . Struck out four. **Mississippi Valley State (3/26):** Recorded one out in a start...Walked one and hit three batters...Allowed three runs - two earned - and struck out one.

Cerantola's Single-Game Career Highs

Innings Pitched	3.0	Twice; Last Arkansas-Pine Bluff, 3/6/19	Wild Pitches	1	Twice; Last Mississippi Valley State, 3/26/19
Fewest Hits	0	Three Times; Last Mississippi Valley State, 3/26/19	Hit-by-Pitch	3	Mississippi Valley State, 3/26/19
Fewest Runs	0	Three Times; Last Arkansas-Pine Bluff, 3/6/19	Total Pitches	45	Grambling, 3/13/19
Fewest Earned Runs	0	Four Times; Last Grambling, 3/13/19			
Walks	3	Twice; Last Little Rock, 3/19/19			
Strikeouts	4	Twice; Last Grambling, 3/13/19			

Cerantola's Career Statistics

	ERA	W-L	App	GS	CG	SHO/CBO	SV	IP	H	R	ER	BB	SO	2B	3B	HR	BF	BAA	WP	HBP	BK	SFA	SHA
2019	5.40	3-0	6	4	0	0/0	0	10.0	5	8	6	10	14	2	0	0	52	.139	2	5	0	0	0
Career	5.40	3-0	6	4	0	0/0	0	10.0	5	8	6	10	14	2	0	0	52	.139	2	5	0	0	0



2019 Game-by-Game

Opponent (Date)	Dec.	IP	H	R (ER)	BB	K
YOUNGSTOWN STATE (F15)			-DNP-			
YOUNGSTOWN STATE (F16)			-DNP-			
YOUNGSTOWN STATE (F16)			-DNP-			
UAB (F20)			-DNP-			
SOUTHERN MISS (F22)			-DNP-			
SOUTHERN MISS (F23)			-DNP-			
SOUTHERN MISS (F24)			-DNP-			
JACKSON STATE (F26)	ND	1.0	1	--(--)	--	3
SOUTHEASTERN LOUISIANA (F27)			-DNP-			
vs. Sam Houston State (Mr1)			-DNP-			
vs. Texas Tech (Mr2)			-DNP-			
EAST CAROLINA (Mr5)			-DNP-			
ARKANSAS-PINE BLUFF (Mr6)	ND	1.0	--	--(--)	--	1
MAINE (Mr8)			-DNP-			
MAINE (Mr8)			-DNP-			
MAINE (Mr10)			-DNP-			
GRAMBLING (Mr13)	ND	1.0	1	--(--)	--	--
at Florida (Mr15)			-DNP-			
at Florida (Mr16)			-DNP-			
at Florida (Mr16)			-DNP-			
LITTLE ROCK (Mr19)			-DNP-			
at Samford (Mr20)	W	2.0	1	--(--)	--	3
AUBURN (Mr22)			-DNP-			
AUBURN (Mr23)			-DNP-			
AUBURN (Mr24)			-DNP-			
MISSISSIPPI VALLEY STATE (Mr26)	ND	0.1	--	--(-)	1	1
LSU (Mr28)						
LSU (Mr29)						
LSU (Mr30)						
ULM (A3)						
at Tennessee (A5)						
at Tennessee (A6)						
at Tennessee (A7)						
SOUTH ALABAMA (A10)						
ALABAMA (A12)						
ALABAMA (A13)						
ALABAMA (A14)						
TEXAS SOUTHERN (A16)						
at Arkansas (A18)						
at Arkansas (A19)						
at Arkansas (A20)						
vs. Ole Miss (A23)						
GEORGIA (A26)						
GEORGIA (A27)						
GEORGIA (A28)						
at Texas A&M (My2)						
at Texas A&M (My3)						
at Texas A&M (My4)						
MEMPHIS (My8)						
at Ole Miss (My10)						
at Ole Miss (My11)						
at Ole Miss (My12)						
SOUTH CAROLINA (My16)						
SOUTH CAROLINA (My17)						
SOUTH CAROLINA (My18)						

* - Denotes Game Started | (W)in, (L)oss, H(ol)d, (S)ave, (B)low'n Save

2019 Biography

Season: Appeared in five games, all in relief. . . Made his MSU debut against Jackson State (2/26) and struck out three hitters in a scoreless inning of relief.

Jackson State (2/26): Allowed one hit and struck out three batters in a scoreless eighth inning in his MSU debut. **Arkansas-Pine Bluff (3/6):** Struck out one batter in one scoreless inning of work. **Grambling (3/13):** Pitched a scoreless seventh inning. . . Allowed one hit. **at Samford (3/20):** Threw two scoreless innings...Struck out three batters. **Mississippi Valley State (3/26):** Walked one and struck out one in one-third of an inning.

Spring's Single-Game Career Highs

Innings Pitched	2.0	at Samford, 3/20/19	Wild Pitches	0	Four Times; Last Mississippi Valley State, 3/26/19
Fewest Hits	0	Twice; Last Mississippi Valley State, 3/26/19	Hit-by-Pitch	1	at Samford, 3/20/19
Fewest Runs	0	Five Times; Last Mississippi Valley State, 3/26/19	Total Pitches	25	at Samford, 3/20/19
Fewest Earned Runs	0	Five Times; Last Mississippi Valley State, 3/26/19			
Walks	1	Mississippi Valley State, 3/26/19			
Strikeouts	3	Twice; Last at Samford, 3/20/19			

Spring's Career Statistics

	ERA	W-L	App	GS	CG	SHO/CBO	SV	IP	H	R	ER	BB	SO	2B	3B	HR	BF	BAA	WP	HBP	BK	SFA	SHA
2019	0.00	1-0	5	0	0	0/0	0	5.1	3	0	0	1	8	1	0	0	22	.150	0	1	0	0	0
Career	0.00	1-0	5	0	0	0/0	0	5.1	3	0	0	1	8	1	0	0	22	.150	0	1	0	0	0



2019 Game-by-Game

Opponent (Date)	AB	R	H	RBI	BB
YOUNGSTOWN STATE (F15) *	4	1	2	3	--
YOUNGSTOWN STATE (F16) *	4	1	3	2	1
YOUNGSTOWN STATE (F16) *	4	1	--	1	1
UAB (F20) *	3	--	--	--	--
SOUTHERN MISS (F22) *	4	--	--	--	--
SOUTHERN MISS (F23) *	4	--	--	--	1
SOUTHERN MISS (F24) *	3	--	2	2	1
JACKSON STATE (F26) *	2	1	1	--	2
SOUTHEASTERN LOUISIANA (F27) *	2	1	1	--	2
vs. Sam Houston State (Mr1) *	4	1	1	1	--
vs. Texas Tech (Mr2) *	2	1	1	--	2
EAST CAROLINA (Mr5) *	2	1	1	2	1
ARKANSAS-PINE BLUFF (Mr6) *	4	3	1	1	1
MAINE (Mr8) *	4	1	2	--	--
MAINE (Mr8) *	3	1	2	--	1
MAINE (Mr10) *	5	1	2	1	--
GRAMBLING (Mr13) *	3	2	2	5	--
at Florida (Mr15) *	5	1	2	2	--
at Florida (Mr16) *	5	2	3	1	--
at Florida (Mr16) *	4	--	2	--	--
LITTLE ROCK (Mr19) *	3	2	1	1	2
at Samford (Mr20) *	1	1	--	--	3
AUBURN (Mr22) *	4	1	--	--	1
AUBURN (Mr23) *	3	2	1	--	2
AUBURN (Mr24) *	4	3	2	1	1
MISSISSIPPI VALLEY STATE (Mr26) *	4	1	1	3	1
LSU (Mr28)					
LSU (Mr29)					
LSU (Mr30)					
ULM (A3)					
at Tennessee (A5)					
at Tennessee (A6)					
at Tennessee (A7)					
SOUTH ALABAMA (A10)					
ALABAMA (A12)					
ALABAMA (A13)					
ALABAMA (A14)					
TEXAS SOUTHERN (A16)					
at Arkansas (A18)					
at Arkansas (A19)					
at Arkansas (A20)					
vs. Ole Miss (A23)					
GEORGIA (A26)					
GEORGIA (A27)					
GEORGIA (A28)					
at Texas A&M (My2)					
at Texas A&M (My3)					
at Texas A&M (My4)					
MEMPHIS (My8)					
at Ole Miss (My10)					
at Ole Miss (My11)					
at Ole Miss (My12)					
SOUTH CAROLINA (My16)					
SOUTH CAROLINA (My17)					
SOUTH CAROLINA (My18)					

* - Denotes Game Started

2019 Biography

Awards: Named to Frisco Classic All-Tournament Team...Honored as SEC Player of the Week March 18.

Season: Started all 26 games in right field... Tallied seven consecutive multi-hit games between March 8-16.

Youngstown State (2/15-16): Picked up five hits, five RBIs and two extra base hits in the three-game series... Scored a run in all three games... Homered and drove in three runs in the season opener... Tallied three hits – including a double – and plated two RBIs in middle game of the series... Walked, stole a base, scored and drove in one RBI in the finale. **UAB (2/20):** Reached base once via hit-by-pitch. **Southern Miss (2/22-24):** Started all three games... Picked up two hits – including a double – and drove in two RBIs in series finale. **Jackson State (2/26):** Doubled, walked twice and scored a run. **Southeastern Louisiana (2/27):** Drove in one RBI on a sacrifice fly... Also came around to score after a hit-by-pitch. **Frisco Classic (3/1-2):** Tallied a hit in each of the two games. *vs. Sam Houston State (3/1):* Went 1-for-4 with an RBI double... Scored one run. *vs. Texas Tech (3/2):* Grabbed one hit and two walks... Also scored a run. **ECU (3/5):** Walked and drove in two runs... Had an RBI single and a sacrifice fly. **Arkansas-Pine Bluff (3/6):** Reached base three times and scored all three times... Posted an RBI single. **Maine (3/8-10):** Tallied two hits and a run scored in each game of the three-game set... Doubled and scored in the series opener... Went 2-for-3 in the middle game... Added one walk and one stolen base... Had the game-winning RBI single in the series finale. **Grambling (3/13):** Collected five RBIs via a sacrifice fly and a grand slam. **at Florida (3/15-16):** Collected seven hits over the weekend and a multi-hit game in each contest... Doubled and drove in a pair of RBIs in the opener... Homered in game two. **Little Rock (3/19):** Walked twice, scored twice and singled. **Auburn (3/22-24):** Started all three games in right field... Reached base in all three games... Walked and scored a run in the series opener... Doubled, walked twice and scored two runs in the middle game of the series... Reached base three times in the series finale... Scored three runs and drove in one RBI with a sacrifice fly in the finale. **Mississippi Valley State (3/26):** Went 1-for-4 with a walk... Drove in three RBIs and scored one run... Stole one base... Plated two runs with an RBI single... Added one RBI on a sacrifice fly.

MacNamee’s Single-Game Career Highs

At-Bats	6	at Kentucky, 5/13/18	Total Bases	9	Vanderbilt, 6/8/18
Runs	3	Six Times; Last Auburn, 3/24/19	Walks	3	Twice; Last at Samford, 3/20/19
Hits	3	11 Times; Last at Florida, 3/16/19	Strikeouts	3	Four Times; Last Arkansas, 4/20/18
RBIs	6	Florida, 5/19/18	Stolen Bases	2	Mississippi Valley State, 3/26/19
Doubles	2	Three Times; Last Florida, 5/19/18			
Triples	1	Auburn, 4/28/17			
Home Runs	2	Vanderbilt, 6/8/18			

MacNamee’s Career Statistics

	Avg	GP- GS	AB	R	H	2B	3B	HR	RBI	TB	SLG%	BB	HBP	SO	GDP	OB%	SF	SH	SB-ATT	PO	A	E	FLD%
2017	.267	57-48	180	22	48	6	1	2	22	62	.344	11	3	51	3	.315	3	3	4-6	53	0	0	1.000
2018	.309	53-46	188	40	58	11	0	8	42	93	.495	13	9	49	4	.377	2	2	1-2	95	1	1	.990
2019	.356	26-26	90	29	32	9	0	3	27	50	.556	21	4	16	1	.475	5	0	4-6	45	2	1	.979
Career	.301	136-120	458	91	138	26	1	13	91	205	.448	45	16	116	8	.376	10	5	9-14	193	3	2	.990



2019 Game-by-Game

Opponent (Date)	Dec.	IP	H	R (ER)	BB	K
YOUNGSTOWN STATE (F15)	ND	1.0	1	-- (--)	--	3
YOUNGSTOWN STATE (F16)		-DNP-				
YOUNGSTOWN STATE (F16)		-DNP-				
UAB (F20)		-DNP-				
SOUTHERN MISS (F22)		-DNP-				
SOUTHERN MISS (F23)	ND	1.0	--	-- (--)	--	1
SOUTHERN MISS (F24)		-DNP-				
JACKSON STATE (F26)		-DNP-				
SOUTHEASTERN LOUISIANA (F27)	ND	1.0	1	-- (--)	--	3
vs. Sam Houston State (Mr1)		-DNP-				
vs. Texas Tech (Mr2)	H	1.0	--	-- (--)	--	2
EAST CAROLINA (Mr5)	H	1.0	--	-- (--)	--	1
ARKANSAS-PINE BLUFF (Mr6)		-DNP-				
MAINE (Mr8)		-DNP-				
MAINE (Mr8)	ND	1.0	--	-- (--)	--	1
MAINE (Mr10)	W	1.0	--	-- (--)	--	1
GRAMBLING (Mr13)		-DNP-				
at Florida (Mr15)	H	1.0	2	1(1)	--	--
at Florida (Mr16)		-DNP-				
at Florida (Mr16)		-DNP-				
LITTLE ROCK (Mr19)		-DNP-				
at Samford (Mr20)	H	1.0	1	-- (--)	--	2
AUBURN (Mr22)	L	1.0	3	2(2)	--	2
AUBURN (Mr23)		-DNP-				
AUBURN (Mr24)		-DNP-				
MISSISSIPPI VALLEY STATE (Mr26)	H	1.0	--	-- (--)	--	1
LSU (Mr28)						
LSU (Mr29)						
LSU (Mr30)						
ULM (A3)						
at Tennessee (A5)						
at Tennessee (A6)						
at Tennessee (A7)						
SOUTH ALABAMA (A10)						
ALABAMA (A12)						
ALABAMA (A13)						
ALABAMA (A14)						
TEXAS SOUTHERN (A16)						
at Arkansas (A18)						
at Arkansas (A19)						
at Arkansas (A20)						
vs. Ole Miss (A23)						
GEORGIA (A26)						
GEORGIA (A27)						
GEORGIA (A28)						
at Texas A&M (My2)						
at Texas A&M (My3)						
at Texas A&M (My4)						
MEMPHIS (My8)						
at Ole Miss (My10)						
at Ole Miss (My11)						
at Ole Miss (My12)						
SOUTH CAROLINA (My16)						
SOUTH CAROLINA (My17)						
SOUTH CAROLINA (My18)						

* - Denotes Game Started | (W)in, (L)oss, H(old), (S)ave, (B)low Save

2019 Biography

Season: Appeared in 11 games, all in relief. . . Struck out three batters on opening day versus Youngstown State (2/15) in his MSU debut.

Youngstown State (2/15-16): Made his Diamond Dawg debut with three strikeouts in a scoreless inning during the season opener. **Southern Miss (2/23):** Closed out the game with a scoreless ninth. . . Struck out one. **Southeastern Louisiana (2/23):** Sat down three batters via strikeout one inning of work. **Frisco Classic (3/1-2):** vs. *Texas Tech (3/2):* Pitched a perfect eighth inning to preserve two-run lead. . . Struck out two to post a hold. **ECU (3/5):** Earned a hold after tossing a perfect eighth inning. . . Struck out one. **Maine (3/8-10):** Threw one inning with one strikeout in the middle game of the series and in the series finale. **at Samford (3/20):** Struck out two in a scoreless inning pitched. **Auburn (3/22-24):** Appeared in the series opener... Threw one inning and allowed two runs on three hits to take the loss... Struck out two and didn't walk a batter. **Mississippi Valley State (3/26):** Tossed one inning to collect a hold... Struck out one.

White's Single-Game Career Highs

Innings Pitched	1.0	11 Times; Last Mississippi Valley State, 3/26/19	Wild Pitches	0	11 Times; Last Mississippi Valley State, 3/26/19
Fewest Hits	0	Six Times; Last Mississippi Valley State, 3/26/19	Hit-by-Pitch	1	East Carolina, 3/5/19
Fewest Runs	0	Nine Times; Last Mississippi Valley State, 3/26/19	Total Pitches	28	Auburn, 3/22/19
Fewest Earned Runs	0	Nine Times; Last Mississippi Valley State, 3/26/19			
Walks	0	11 Times; Last Mississippi Valley State, 3/26/19			
Strikeouts	3	Twice; Last Southeastern Louisiana, 2/27/19			

White's Career Statistics

	ERA	W-L	App	GS	CG	SHO/CBO	SV	IP	H	R	ER	BB	SO	2B	3B	HR	BF	BAA	WP	HBP	BK	SFA	SHA
2019	2.45	1-1	11	0	0	0/1	0	11.0	8	3	3	0	17	1	0	0	40	.205	0	1	0	0	0
Career	2.45	1-1	11	0	0	0/1	0	11.0	8	3	3	0	17	1	0	0	40	.205	0	1	0	0	0



2019 Game-by-Game

Opponent (Date)	Dec.	IP	H	R (ER)	BB	K
YOUNGSTOWN STATE (F15) *	ND	5.0	3	2 (2)	--	11
YOUNGSTOWN STATE (F16)		-DNP-				
YOUNGSTOWN STATE (F16)		-DNP-				
UAB (F20)		-DNP-				
SOUTHERN MISS (F22) *	ND	7.0	1	-- (--)	--	13
SOUTHERN MISS (F23)		-DNP-				
SOUTHERN MISS (F24)		-DNP-				
JACKSON STATE (F26)		-DNP-				
SOUTHEASTERN LOUISIANA (F27)		-DNP-				
vs. Sam Houston State (Mr1) *	ND	6.0	7	2 (2)	--	6
vs. Texas Tech (Mr2)		-DNP-				
EAST CAROLINA (Mr5)		-DNP-				
ARKANSAS-PINE BLUFF (Mr6)		-DNP-				
MAINE (Mr8) *	W	6.0	3	1 (--)	2	10
MAINE (Mr8)		-DNP-				
MAINE (Mr10)		-DNP-				
GRAMBLING (Mr13)		-DNP-				
at Florida (Mr15)	W	6.0	2	1(1)	3	11
at Florida (Mr16)		-DNP-				
at Florida (Mr16)		-DNP-				
LITTLE ROCK (Mr19)		-DNP-				
at Samford (Mr20)		-DNP-				
AUBURN (Mr22) *	ND	6.0	3	2(2)	3	7
AUBURN (Mr23)		-DNP-				
AUBURN (Mr24)		-DNP-				
MISSISSIPPI VALLEY STATE (Mr26)		-DNP-				
LSU (Mr28)						
LSU (Mr29)						
LSU (Mr30)						
ULM (A3)						
at Tennessee (A5)						
at Tennessee (A6)						
at Tennessee (A7)						
SOUTH ALABAMA (A10)						
ALABAMA (A12)						
ALABAMA (A13)						
ALABAMA (A14)						
TEXAS SOUTHERN (A16)						
at Arkansas (A18)						
at Arkansas (A19)						
at Arkansas (A20)						
vs. Ole Miss (A23)						
GEORGIA (A26)						
GEORGIA (A27)						
GEORGIA (A28)						
at Texas A&M (My2)						
at Texas A&M (My3)						
at Texas A&M (My4)						
MEMPHIS (My8)						
at Ole Miss (My10)						
at Ole Miss (My11)						
at Ole Miss (My12)						
SOUTH CAROLINA (My16)						
SOUTH CAROLINA (My17)						
SOUTH CAROLINA (My18)						

* - Denotes Game Started | (W)in, (L)oss, H(old), (S)ave, (B)low Save

2019 Biography

Awards: Twice named to Collegiate Baseball Newspaper National Player of the Week Honor Roll (2/25 & 3/18).

Season: Started six games, all coming in series opening games. . . Owns four double-digit strikeout performances in 2019. . . Went 80 plate appearances to start the season without issuing a walk.


Youngstown State (2/15-16): Tossed five innings and allowed two runs in a no decision. . . Struck out 11 batters. **Southern Miss (2/22-24):** Struck out 13 and allowed one hit in seven innings of work in a no decision. **Frisco Classic (3/1-2):** vs. *Sam Houston State (3/1)*: Threw six innings and allowed two runs on seven hits. . . Collected six strikeouts in a no decision. **Maine (3/8-10):** Allowed an unearned run and struck out 10 in six innings of work. . . Collected his first win of the season. . . Walked two batters. **at Florida (3/15-16):** Started game one...Lasted six innings...Struck out 11 batters...Only allowed one run on two hits and three walks. **Auburn (3/22-24):** Threw six innings in a start...Allowed two runs on three hits in a no decision...Walked three and struck out seven.

Small's Single-Game Career Highs

Innings Pitched	8.0	at LSU, 3/30/18	Wild Pitches	2	Twice; Last Vanderbilt, 3/17/18
Fewest Hits	0	Seven Times; Last at Alabama, 4/30/16	Hit-by-Pitch	2	Texas A&M, 4/15/16
Fewest Runs	0	12 Times; Last Southern Miss, 2/22/19	Total Pitches	111	at Auburn, 4/14/18
Fewest Earned Runs	0	14 Times; Last Maine, 3/8/19			
Walks	5	at Alabama, 5/5/18			
Strikeouts	13	Southern Miss, 2/22/19			

Small's Career Statistics

	ERA	W-L	App	GS	CG	SHO/CBO	SV	IP	H	R	ER	BB	SO	2B	3B	HR	BF	BAA	WP	HBP	BK	SFA	SHA
2016	13.06	1-0	15	0	0	0/2	0	10.1	11	15	15	10	20	1	0	1	56	.256	2	2	0	0	1
2018	3.20	5-4	18	18	0	0/1	0	101.1	93	40	36	33	122	18	0	8	427	.239	8	2	3	2	1
2019	1.75	2-0	6	6	0	0/0	0	36.0	19	8	7	8	58	3	1	4	138	.154	1	3	0	0	4
Career	3.53	8-4	39	24	0	0/3	0	147.2	123	63	58	51	200	22	1	13	621	.222	11	7	3	2	6



2019 Game-by-Game

Opponent (Date)	Dec.	IP	H	R (ER)	BB	K
YOUNGSTOWN STATE (F15)			-DNP-			
YOUNGSTOWN STATE (F16)			-DNP-			
YOUNGSTOWN STATE (F16)	ND	1.0	2	--(--)	--	2
UAB (F20)			-DNP-			
SOUTHERN MISS (F22)	L	1.0	1	1(1)	1	1
SOUTHERN MISS (F23)			-DNP-			
SOUTHERN MISS (F24)	ND	1.1	--	--(--)	--	1
JACKSON STATE (F26)			-DNP-			
SOUTHEASTERN LOUISIANA (F27)			-DNP-			
vs. Sam Houston State (Mr1)	W	0.1	--	--(--)	--	1
vs. Texas Tech (Mr2)			-DNP-			
EAST CAROLINA (Mr5)	H	1.0	1	--(--)	--	3
ARKANSAS-PINE BLUFF (Mr6)			-DNP-			
MAINE (Mr8)			-DNP-			
MAINE (Mr8)			-DNP-			
MAINE (Mr10)	ND	1.1	2	--(--)	--	3
GRAMBLING (Mr13)			-DNP-			
at Florida (Mr15)			-DNP-			
at Florida (Mr16)			-DNP-			
at Florida (Mr16)	ND	1.1	1	--(--)	--	--
LITTLE ROCK (Mr19)			-DNP-			
at Samford (Mr20)	H	1.0	--	--(--)	--	1
AUBURN (Mr22)	H	0.1	--	--(--)	--	1
AUBURN (Mr23)			-DNP-			
AUBURN (Mr24)	ND	1.0	1	1(--)	--	2
MISSISSIPPI VALLEY STATE (Mr26)			-DNP-			
LSU (Mr28)						
LSU (Mr29)						
LSU (Mr30)						
ULM (A3)						
at Tennessee (A5)						
at Tennessee (A6)						
at Tennessee (A7)						
SOUTH ALABAMA (A10)						
ALABAMA (A12)						
ALABAMA (A13)						
ALABAMA (A14)						
TEXAS SOUTHERN (A16)						
at Arkansas (A18)						
at Arkansas (A19)						
at Arkansas (A20)						
vs. Ole Miss (A23)						
GEORGIA (A26)						
GEORGIA (A27)						
GEORGIA (A28)						
at Texas A&M (My2)						
at Texas A&M (My3)						
at Texas A&M (My4)						
MEMPHIS (My8)						
at Ole Miss (My10)						
at Ole Miss (My11)						
at Ole Miss (My12)						
SOUTH CAROLINA (My16)						
SOUTH CAROLINA (My17)						
SOUTH CAROLINA (My18)						

* - Denotes Game Started | (W)in, (L)oss, (H)old, (S)ave, (B)low Save

2019 Biography

Season: Appeared in 10 games, all in relief. . . Earned his first career win after striking out the only batter he faced versus Sam Houston State (3/2).

Youngstown State (2/15-16): Struck out two batters in a scoreless inning of work **Southern Miss (2/22-24):** Pitched in games one and three of the series. . . Allowed the lone run in the series opener to take the loss. . . Pitched 1 1/3 scoreless innings in the series finale. **Frisco Classic (3/1-2):** vs. *Sam Houston State (3/1):* Earned the win after striking out only batter he faced to end the eighth inning. **ECU (3/5):** Struck out the side in the seventh. . . Allowed one hit in the eighth inning for an inning-plus of scoreless work. **Maine (3/8-10):** Threw 1 1/3 innings. . . Allowed no runs on two hits and struck out three batters. **at Florida (3/15-16):** Pitched a scoreless 1 1/3 innings in the finale. **Auburn (3/22-24):** Appeared in the series opener and series finale...Struck out the only batter he faced to earn a hold in the series opener...Allowed one unearned run on one hit in one inning of work in the series finale...Struck out two and hit one batter.

Barlow's Single-Game Career Highs

Innings Pitched	2.1	at Southern Miss, 2/17/18	Wild Pitches	2	Kentucky, 4/7/17
Fewest Hits	0	18 Times; Last Auburn, 3/22/19	Hit-by-Pitch	1	Five Times; Last Auburn, 3/24/19
Fewest Runs	0	29 Times; Last Auburn, 3/22/19	Total Pitches	30	Kentucky, 4/7/17
Fewest Earned Runs	0	30 Times; Last Auburn, 3/24/19			
Walks	3	Three Times; Last Texas Southern, 3/21/18			
Strikeouts	3	Four Times; Last Maine, 3/10/19			

Barlow's Career Statistics

	ERA	W-L	App	GS	CG	SHO/CBO	SV	IP	H	R	ER	BB	SO	2B	3B	HR	BF	BAA	WP	HBP	BK	SFA	SHA
2017	5.23	0-2	26	0	0	0/1	0	20.2	16	13	12	25	28	1	1	3	102	.225	5	2	0	1	3
2018	13.50	0-0	4	0	0	0/0	0	2.2	3	4	4	4	3	0	0	0	16	.273	0	1	0	0	0
2019	0.93	1-1	10	0	0	0/1	0	9.2	8	2	1	1	15	1	0	0	39	.222	2	2	0	0	0
Career	4.64	1-3	40	0	0	0/2	0	33.0	27	19	17	30	46	2	1	3	157	.229	7	5	0	1	3



2019 Game-by-Game

Opponent (Date)	Dec.	IP	H	R (ER)	BB	K
YOUNGSTOWN STATE (F15)			---			
YOUNGSTOWN STATE (F16)	ND	1.0	1	-- (--)	1	2
YOUNGSTOWN STATE (F16)			---			
UAB (F20)			---			
SOUTHERN MISS (F22)			---			
SOUTHERN MISS (F23)			---			
SOUTHERN MISS (F24)			---			
JACKSON STATE (F26)	ND	1.0	1	1 (--)	--	2
SOUTHEASTERN LOUISIANA (F27)			---			
vs. Sam Houston State (Mr1)			---			
vs. Texas Tech (Mr2)			---			
EAST CAROLINA (Mr5)			---			
ARKANSAS-PINE BLUFF (Mr6)	H	1.0	--	-- (--)	2	--
MAINE (Mr8)			---			
MAINE (Mr8)			---			
MAINE (Mr10)			---			
GRAMBLING (Mr13)	ND	1.0	1	-- (--)	--	2
at Florida (Mr15)			-DNP-			
at Florida (Mr16)			-DNP-			
at Florida (Mr16)	ND	1.0	--	-- (--)	--	1
LITTLE ROCK (Mr19)			-DNP-			
at Samford (Mr20)	ND	1.0	2	-- (--)	1	2
AUBURN (Mr22)			-DNP-			
AUBURN (Mr23)			-DNP-			
AUBURN (Mr24)	ND	0.0	2	3(3)	1	--
MISSISSIPPI VALLEY STATE (Mr26)	ND	1.0	--	-- (--)	--	1
LSU (Mr28)						
LSU (Mr29)						
LSU (Mr30)						
ULM (A3)						
at Tennessee (A5)						
at Tennessee (A6)						
at Tennessee (A7)						
SOUTH ALABAMA (A10)						
ALABAMA (A12)						
ALABAMA (A13)						
ALABAMA (A14)						
TEXAS SOUTHERN (A16)						
at Arkansas (A18)						
at Arkansas (A19)						
at Arkansas (A20)						
vs. Ole Miss (A23)						
GEORGIA (A26)						
GEORGIA (A27)						
GEORGIA (A28)						
at Texas A&M (My2)						
at Texas A&M (My3)						
at Texas A&M (My4)						
MEMPHIS (My8)						
at Ole Miss (My10)						
at Ole Miss (My11)						
at Ole Miss (My12)						
SOUTH CAROLINA (My16)						
SOUTH CAROLINA (My17)						
SOUTH CAROLINA (My18)						

* - Denotes Game Started | (W)in, (L)oss, H(old), (S)ave, (B)low Save

2019 Biography

Season: Made eight appearances, all in relief. . . Pitched a scoreless inning of relief against Youngstown State (2/16) in first appearance since 2017.

Youngstown State (2/15-16): Made first appearance since June 11, 2017 in relief. . . Struck out two in a scoreless inning of work. **Jackson State (2/26):** Allowed one unearned run on one hit. . . Threw one inning. **Arkansas-Pine Bluff (3/6):** Worked a scoreless inning. . . Issued a pair of walks. **Grambling (3/13):** Struck out two and allowed one hit in a scoreless ninth inning. **at Florida (3/15-16):** Pitched a scoreless inning in game three. **Auburn (3/22-24):** Allowed three runs on two hits in the series finale without recording an out. **Mississippi Valley State (3/26):** Threw a scoreless ninth inning...Struck out one.

Price's Single-Game Career Highs

Innings Pitched	3.0	at Southern Miss, 6/5/17	Wild Pitches	1	Five Times; Last Jackson State, 2/26/19
Fewest Hits	0	16 Times; Last Mississippi Valley State, 3/26/19	Hit-by-Pitch	1	Three Times; Last Mississippi Valley State, 3/26/19
Fewest Runs	0	28 Times; Last Mississippi Valley State, 3/26/19	Total Pitches	53	LSU, 5/20/17
Fewest Earned Runs	0	30 Times; Last Mississippi Valley State, 3/26/19			
Walks	3	Twice; Last LSU, 5/20/17			
Strikeouts	5	Marist, 2/25/17			

Price's Career Statistics


	ERA	W-L	App	GS	CG	SHO/CBO	SV	IP	H	R	ER	BB	SO	2B	3B	HR	BF	BAA	WP	HBP	BK	SFA	SHA
2017	2.91	4-1	31	0	0	0/2	14	34.0	24	13	11	19	40	3	1	2	148	.197	4	2	0	0	5
2019	3.86	0-0	8	0	0	0/0	0	7.0	7	4	3	5	10	1	0	1	34	.259	1	1	0	0	1
Career	3.07	4-1	39	0	0	0/2	14	41.0	31	17	14	24	50	4	1	3	182	.208	5	3	0	0	6



Media Roster



2 | Gunner Halter
IF | R/R | Jr.
Overland Park, Kan.



3 | JT Ginn
RHP/IF | R/R | Fr.
Brandon, Miss.



4 | Rowdey Jordan
IF/OF | S/R | So.
Auburn, Ala.



5 | Tanner Allen
IF/OF | L/R | So.
Theodore, Ala.



6 | Brandon Smith
RHP/IF | R/R | Fr.
Richland, Miss.



8 | Dustin Skelton
C | R/R | Jr.
Olive Branch, Miss.



10 | Josh Hatcher
IF/OF | L/L | So.
Albany, Ga.



11 | Jordan Westburg
IF | R/R | So.
New Braunfels, Texas



12 | Hayden Jones
C | L/R | Fr.
Huntersville, Ind.



13 | Peyton Plumlee
RHP | R/R | Sr.
Olive Branch, Miss.



14 | Riley Self
RHP | R/R | Jr.
Coldwater, Miss.



15 | Jake Mangum
OF | S/L | Sr.
Pearl, Miss.



16 | Jack Eagan
LHP | L/L | R-Jr.
Wautoma, Wis.



17 | Justin Foscue
IF | R/R | So.
Huntsville, Ala.



18 | Keegan James
RHP | R/R | R-Jr.
Southaven, Miss.



19 | Jared Liebelt
RHP | R/R | Sr.
Aurora, Ill.



20 | Luke Hancock
C | L/R | Fr.
Houston, Miss.



23 | Tucker Childers
C/IF | L/R | Jr.
Ripley, Miss.



24 | Cole Gordon
RHP | R/R | Grad.
Tampa, Fla.



27 | Bryce Brock
LHP/OF | L/L | Fr.
Hernando, Miss.



28 | Christian MacLeod
LHP | L/L | Fr.
Huntsville, Ala.



31 | Benjamin Bell
OF | L/R | Fr.
Madison, Miss.



32 | Landon Jordan
IF | L/R | Fr.
Poplarville, Miss.



33 | Brad Cumbest
OF | R/R | Fr.
Hurley, Miss.



34 | Marshall Gilbert
C | R/R | Sr.
Kenosha, Wis.



35 | Basiel Williams
OF | S/R | Fr.
Hammond, La.



36 | Hunter Blalock
OF | R/R | Fr.
Madison, Miss.



37 | Eric Cerantola
RHP | R/R | Fr.
Oakville, Ontario



38 | JP Elkins
RHP | R/R | So.
Ridgeland, Miss.



39 | Tyler Spring
RHP | R/R | R-Jr.
Wiggins, Miss.



40 | Elijah MacNamee
OF | R/R | Sr.
Cypress, Texas




41 | Colby White
RHP | R/R | Jr.
Foxworth, Miss.



43 | Kale Breaux
LHP | R/L | R-Jr.
Sulphur, La.



44 | Ethan Small
LHP | L/L | R-Jr.
Lexington, Tenn.



46 | Trysten Barlow
LHP | L/L | R-Jr.
Halls, Tenn.



55 | Spencer Price
RHP | R/R | R-Jr.
Olive Branch, Miss.



22 | Chris Lemonis
Head Coach
First Season



22 | Jake Gautreau
Assistant Coach
Second Season



42 | Scott Foxhall
Assistant Coach
First Season



0 | Kyle Cheesebrough
Assistant Coach
First Season