

SOUTH ALABAMA JAGUARS (14-17)

AT

NO. 5 MISSISSIPPI STATE BULLDOGS (27-6)

WED., APRIL 10 • 6:30 PM • DUDY NOBLE FIELD • STARKVILLE, MISS.

MEDIA INFORMATION

Live Stream: Wednesday's game will be broadcast live by SEC Network+, and available through WatchESPN.com or the ESPN app.

On the Radio: All Jaguar games are broadcast live on 99.5 FM The Jag in Mobile, and available worldwide through the iHeartRadio app.

Live Stats: Live stats for the game can be accessed through the multimedia section of USAJaguars.com.

Twitter: Follow the official Twitter account of South Alabama baseball — @WeAreSouth_BSB — for news and updates.

PROBABLE STARTING PITCHERS

Wed., April 10

USA - RHP Patrick McBride (0-1, 5.40 ERA)

MSU - TBA

ALL-TIME SERIES

Mississippi State holds a 48-25 all-time lead over South Alabama in a series that began in 1976. The schools did not meet last season, and last squared off at the 2017 NCAA Hattiesburg (Miss.) Regional. USA and MSU played each other in five contests in 2017, three of which came in the regular season. The Bulldogs defeated the Jags 2-0 and 8-6 in a 2017 round-robin weekend tournament that also featured Columbia. USA defeated the 11th-ranked Bulldogs 5-2 at Stanky Field on April 18, 2017, in the final regular season meeting. USA then defeated MSU 6-3 in the opening round of the 2017 NCAA Hattiesburg Regional, but the Bulldogs rebounded for a 7-3 win in an elimination game later in the tournament. USA is 3-8 all-time against Mississippi State under head coach Mark Calvi.

Last Meeting

The Bulldogs scored five runs in the third inning en route to a 7-3 win over the Jags at the NCAA Hattiesburg Regional on June 5, 2017. USA scored the game's first run in the second inning on a solo home run by Wells Davis, but MSU answered with five runs in the third on a three-run home run by Cody Brown and two-run homer from Hunter Stovall. Davis homered for the second time in the game in the fourth inning to cut the Jaguar deficit to three runs at 5-2, but the Bulldogs tacked on two additional runs in the final two frames for the victory.

JAG NOTES

- Freshman left fielder Ethan Wilson enters the week ranked tied for third in the Sun Belt Conference in home runs (7), fifth in total bases (68) and sixth in slugging percentage (.576).
- Right-hander Zach Greene ranks second in the Sun Belt in saves (6), and tied for eighth in strikeouts (41).
- Right-hander Drake Nightengale ranks fourth in the league in fewest hits allowed (27), and 11th in opposing batting average (.233).
- Outfielder Michael Sandle carries a team-best seven-game on-base streak into Wednesday's contest.
- Freshman shortstop Santi Montiel has reached base safely in 12 straight road games entering Wednesday's matchup at No. 5 MSU.

2019 SCHEDULE

Date	Opponent	Location	Time
Feb. 15	at No. 14 Clemson	Clemson, S.C.	L, 2-6
Feb. 16	at No. 14 Clemson	Clemson, S.C.	L, 2-7
Feb. 17	at No. 14 Clemson	Clemson, S.C.	W, 4-3
Feb. 19	ALABAMA STATE	Stanky Field	Suspended, B4
Feb. 22	TENNESSEE TECH	Stanky Field	W, 8-1
Feb. 23	TENNESSEE TECH	Stanky Field	W, 7-3
Feb. 24	TENNESSEE TECH	Stanky Field	W, 10-2
March 1	ALABAMA	Stanky Field	L, 3-7
March 2	ALABAMA	Stanky Field	L, 5-10
March 3	ALABAMA	Stanky Field	L, 1-6
March 6	NICHOLLS STATE	Stanky Field	W, 6-3
March 8	SACRED HEART	Stanky Field	W, 16-1
March 8	SACRED HEART	Stanky Field	W, 12-2
March 9	SACRED HEART	Stanky Field	W, 11-2
March 12	No. 17 AUBURN	Stanky Field	L, 2-6
March 15	TEXAS STATE •	Stanky Field	W, 10-7
March 16	TEXAS STATE •	Stanky Field	W, 1-0
March 17	TEXAS STATE •	Stanky Field	L, 2-8
March 19	at New Orleans	New Orleans, La.	L, 5-7
March 20	NEW ORLEANS	Stanky Field	W, 22-7
March 22	at Arkansas State •	Jonesboro, Ark.	L, 0-6
March 23	at Arkansas State •	Jonesboro, Ark.	W, 11-6
March 24	at Arkansas State •	Jonesboro, Ark.	L, 1-8
March 26	SOUTHEASTERN LOUISIANA	Stanky Field	L, 0-1
March 29	at UT Arlington •	Arlington, Texas	L, 3-6
March 30	at UT Arlington •	Arlington, Texas	L, 7-9
March 31	at UT Arlington •	Arlington, Texas	L, 5-11
April 2	at Southern Miss	Hattiesburg, Miss.	W, 15-6
April 3	at No. 9 LSU	Baton Rouge, La.	L, 0-2
April 5	No. 19 COASTAL CAROLINA •	Stanky Field	L, 4-9
April 6	No. 19 COASTAL CAROLINA •	Stanky Field	W, 8-4
April 7	No. 19 COASTAL CAROLINA •	Stanky Field	L, 14-5
April 10	at No. 5 Mississippi State	Starkville, Miss.	6:30 p.m.
April 12	at Louisiana •	Lafayette, La.	6:30 p.m.
April 13	at Louisiana •	Lafayette, La.	4 p.m.
April 14	at Louisiana •	Lafayette, La.	1 p.m.
April 16	SOUTHERN MISS	Stanky Field	6:30 p.m.
April 18	GEORGIA STATE •	Stanky Field	6:30 p.m.
April 19	GEORGIA STATE •	Stanky Field	6:30 p.m.
April 20	GEORGIA STATE •	Stanky Field	1 p.m.
April 23	at Alabama State	Montgomery, Ala.	6 p.m.
April 26	at Georgia Southern •	Statesboro, Ga.	5:30 p.m.
April 27	at Georgia Southern •	Statesboro, Ga.	2 p.m.
April 28	at Georgia Southern •	Statesboro, Ga.	noon
May 3	LITTLE ROCK •	Stanky Field	6:30 p.m.
May 4	LITTLE ROCK •	Stanky Field	6:30 p.m.
May 5	LITTLE ROCK •	Stanky Field	1 p.m.
May 7	at Southeastern Louisiana	Hammond, La.	6 p.m.
May 10	at Appalachian State •	Boone, N.C.	5 p.m.
May 11	at Appalachian State •	Boone, N.C.	noon
May 12	at Appalachian State •	Boone, N.C.	11 a.m.
May 14	at Tulane	New Orleans, La.	6:30 p.m.
May 16	TROY •	Stanky Field	6:30 p.m.
May 17	TROY •	Stanky Field	6:30 p.m.
May 18	TROY •	Stanky Field	3 p.m.
May 20-26	Sun Belt Tournament	Conway, S.C.	TBA

• - Sun Belt Conference game
All times central and subject to change

TWO-OUT RBIS IN CCU SERIES

Of the 15 RBIs South Alabama collected in last weekend’s three-game series with No. 19 Coastal Carolina, 10 came with two outs. Senior designated hitter Eddie Paparella led the team with six two-out RBIs in the series.

PERKINS NAMED TO BUSTER POSEY AWARD WATCH LIST

Jaguar catcher Carter Perkins was named to the 2019 Buster Posey National Collegiate Catcher of the Year Award on April 2. Perkins was a First-Team All-South/Central Region selection, and Second-Team All-Sun Belt last year.

JAGS WITH BASES LOADED

USA is hitting .405 (17-for-42) with the bases loaded this season. Outfielder Michael Sandle leads the team with an .800 (4-for-5) batting average with the bags full of Jags.

PERKINS HITS CENTURY MARK IN CAREER RBIS

Carter Perkins recorded his 100th career RBI on March 23 at Arkansas State, which came in his 172nd career game played at South Alabama.

GREENE ALLOWS FIRST EARNED RUN OF SEASON

Right-hander Zach Greene allowed his first earned run of the season in a loss at UT Arlington on March 30, which snapped a streak of 18 consecutive innings without allowing an earned run. Greene has made two appearances since that outing, and struck out 12 batters against one walk while allowing three hits in a combined 7 1/3 scoreless innings in that span.

PAPARELLA MAKES HIS RETURN

Senior designated hitter Eddie Paparella homered twice and drove in six runs in three games in last weekend’s series with No. 19 Coastal Carolina. Paparella’s home run in the series opener marked his first of the season, and his first since his game-tying home run in the bottom of the ninth inning of the 2017 Sun Belt Conference Championship game against Georgia Southern on May 28, 2017, in Statesboro, Ga.

PERKINS HOMERLESS IN 35 STRAIGHT GAMES

Jaguar catcher Carter Perkins has not hit a home run in 35 consecutive games, dating back to last season. Perkins’ last homered on May 19, 2018, in the regular-season finale at Troy.

JAGS SNAP ROAD LOSING SKID

South Alabama’s 15-6 win at Southern Miss on April 2 snapped a four-game road losing skid that began with a March 24 loss in the series finale at Arkansas State. The Jags were outscored 34-16 during that stretch.

WILSON HEATING UP

After a five-game hitless streak from March 20-26, freshman outfielder Ethan Wilson has hit safely in seven of eight games, dating back to the March 29 series opener at UT Arlington, and has batted .312 with four doubles, one home run, three RBIs, seven runs scored and two stolen bases while posting a .436 on-base percentage and .531 slugging percentage with multiple hits in three of those eight contests.

RUNNERS IN SCORING POSITION

USA is batting .310 with runners in scoring position entering Wednesday’s contest. Felix Aberouette leads the team with a .500 (9-for-18) average with RISP, while Ethan Wilson ranks second on the squad at .423 (11-for-26).

DAVIS SINCE OPENING LEAGUE PLAY

Since the Jaguars opened Sun Belt Conference play on March 15 against Texas State, first baseman Wells Davis has batted .180 with three doubles, one home run, six RBIs and seven runs scored, which covers a span of 17 games. In 14 games leading up the conference opener, Davis hit .235 with one double, four home runs, 13 RBIs and nine

runs scored, and hit safely in 10 of 14 contests during that stretch.

SCORING SIX OR MORE

South Alabama is 12-1 when scoring six or more runs this season, but is 2-16 when scoring five or fewer. The Jags scored seven runs in their March 30 loss at UT Arlington, marking the first game this season they have dropped when plating six or more runs.

ALLOWING FIVE OR LESS

USA is 10-2 when allowing five or fewer runs this season, but is 4-15 when allowing six or more. The Jags allowed just two runs in an April 3 loss at No. 9 LSU, which marked their second loss when holding the opposition to less than five runs.

LEADING/TRAILING AFTER SIX FRAMES

The Jaguars are 13-0 when leading after six innings, but are 1-17 when tied or trailing after six frames. USA won its first game of the season when tied or trailing after six innings on April 2 at Southern Miss, with the score tied 6-6 after six before the Jags added nine additional runs to earn the win.

LIMITING HOME RUNS

Southern Miss’ grand slam in the first inning on April 2 marked the first home run the Jaguars allowed in 18 consecutive games, dating back to game two of the Alabama series. Since the USM contest, USA has allowed eight home runs, all of which came in the three-game series with No. 19 Coastal Carolina last weekend at Stanky Field.

STRIKEOUTS PER GAME

The Jaguars have struck out 269 times in 31 games this season for an average of 8.7 strikeouts per game offensively. USA has struck out 10 or more times in 10 games this season, with the most recent coming with 12 in last weekend’s series finale with No. 19 Coastal Carolina.

JAG BATS IN NIGHT/DAY GAMES

South Alabama is hitting .244 in 16 night games this season, and batting .258 in 15 day games this year.

WILSON’S FIRST 15 GAMES

Freshman left fielder Ethan Wilson began his career by reaching base in the first 15 games of the season, and batted .436 with three doubles, one triple, five home runs, 22 RBI and 18 runs scored while posting a .543 on-base percentage during that stretch.

JAGS SCORE SEASON HIGH IN RUNS

USA scored 22 runs against New Orleans on March 19 at Stanky Field in a game that was called in the seventh inning due to the mercy rule. Tuesday’s run total marked the highest by a Jaguar team since scoring 24 runs at Appalachian State in 2017.

CALVI EARNS WIN NO. 250

Jaguar head coach Mark Calvi won his 250th career game at South Alabama in a 22-7 win over New Orleans on March 19 at Stanky Field. Calvi has won 30 or more games in five of his seven completed seasons thus far as Jaguar skipper, and ranks third all-time at USA in wins behind Steve Kittrell (1,052) and Eddie Stanky (490).

2018 MLB DRAFT

The Jaguars must replace four position players and one pitcher from 2018 who were lost to the Major League Baseball Draft: Tyler Carr (RHP), Brendan Donovan (3B), Dylan Hardy (LF), Drew LaBounty (SS) and Travis Swaggerty (CF). Swaggerty was a first-round selection (10th overall) by the Pittsburgh Pirates, making him just the fifth Jaguar (Glenn Borgmann, [9th pick] 1971; Alex Pastore [13th pick] 1973; [18th pick] 1974; Pat Putnam [23rd pick] 1975; Mike Zimmerman [27th pick] 1990) in program history to earn the distinction as a first-round pick.

SUN BELT CONFERENCE STANDINGS

As of 4/9/19

Team	SBC Games				All Games			
	<u>W</u>	<u>L</u>	<u>T</u>	<u>PCT.</u>	<u>W</u>	<u>L</u>	<u>T</u>	<u>PCT.</u>
<u>East Division</u>								
Coastal Carolina	8	4	0	.667	22	11	1	.662
Georgia Southern	7	5	0	.583	18	14	0	.562
Troy	5	7	0	.417	16	15	0	.516
Appalachian State	5	7	0	.417	12	18	0	.400
South Alabama	4	8	0	.333	14	17	0	.452
Georgia State	2	10	0	.167	9	23	0	.281
<u>West Division</u>								
Arkansas State	8	4	0	.667	20	13	0	.606
UT Arlington	8	4	0	.667	20	13	0	.606
Texas State	7	5	0	.583	20	12	0	.625
Little Rock	7	5	0	.583	13	19	0	.406
Louisiana	6	6	0	.500	17	17	0	.500
ULM	5	7	0	.417	14	18	0	.438

Jaguar Hitter Quick Notes

2 - Nick Lewis (Jr., IF/OF)

- Tallied a career-high two hits and three runs scored in the series finale with Sacred Heart on March 9.
- Recorded his first career hit and RBIs (2) in the series opener against Tennessee Tech on Feb. 23.
- Earned Alabama Community College Conference All-South honors as a sophomore at Wallace-Dothan (Ala.) CC after hitting .332 with 15 doubles, three triples, eight home runs, 51 RBIs, 52 runs scored, two stolen bases and .411 on-base percentage in 59 games played.

6 - Santi Montiel (Fr., IF)

- Has reached base safely in 12 straight road contests.
- Tied his career high in hits (2) against New Orleans on March 20.
- Recorded a career-high two hits against Texas State on March 16.
- Reached base safely in the first 13 games of his career.
- Drove in a career-high two runs against Sacred Heart on March 8.
- Hit his first career home run in the series opener against Tennessee Tech on Feb. 23.
- Hit safely in all three games at No. 14 Clemson. Batted .333 with one double, one triple and one RBI.

9 - Dakota Dailey (Jr., IF)

- Posted career highs in hits (3) and RBIs (4) at Southern Miss on April 2.
- Recorded his first career hit on March 2 against Alabama.
- Batted .314 with seven doubles, one triple, five home runs, 17 RBIs, 45 runs scored, a .486 slugging percentage, .443 on-base percentage and 13 stolen bases in 41 games played as a sophomore last year at Northwest (Miss.) CC.
- Named Google Cloud Academic First Team All-District by the College Sports Information Directors of America (CoSIDA) as a sophomore.
- Also played basketball at Northwest CC for the 2016-17 season, where he led the team in scoring with an average of 12.8 points per game and set a school single-season record in free-throw percentage (.845).

14 - Carter Perkins (Sr., C)

- Named to the 2019 Buster Posey National Collegiate Catcher of the Year Award Watch List on April 2.
- Recorded his 100th career RBI on March 23 at Arkansas State.
- 2018 First-Team All-South Central Region by the American Baseball Coaches Association/Rawlings and Second-Team All-Sun Belt at catcher.
- Named the Sun Belt Conference Player of the Week on April 24, 2018.
- Ranked 10th in the Sun Belt Conference in home runs (9) and slugging percentage (.543) in league games last season.

15 - Kaleb DeLaTorre (Jr., IF)

- Tied his career high in hits (3) and RBIs (3) in the Sun Belt opener with Texas State on March 15.
- Recorded a career-high three hits and three runs scored against Alabama on March 2.
- Batted .360 with 17 doubles, four triples, 11 home runs, 71 RBIs, 66 runs scored, a .645 slugging percentage and .454 on-base percentage in 58 games played as a sophomore last year at Neosho County (Kan.) CC en route to Second-Team All-Kansas Jayhawk Community College Conference honors at third base.
- Named National Junior College Athletic Association Academic All-America as a sophomore.
- Earned all-conference honorable mention at second base as a freshman after batting .335 with 11 doubles, three triples, six home runs, 29 RBIs, 56 runs scored and a .440 OBP.
- Helped lead NCCC to a Central District championship appearance in 2017.

20 - Reid Powers (So., C)

- Recorded his first hit of 2019, which came in the form of a pinch-hit double, in the series finale at Arkansas State on March 24.
- Made his 2019 debut on Feb. 23 against Tennessee Tech.
- Appeared in 13 games with four starts as a freshman last season.
- Played in four Sun Belt Conference games with one start.
- Made his Jaguar debut in a pinch-hit appearance against Kansas State (Feb. 16).
- Made his first career start against Virginia Tech (Feb. 17).

22 - Hunter Stokes (Jr., IF)

- Appeared in 53 games with 46 starts last season, and batted .222 with seven doubles, three home runs, 29 RBIs and 29 runs scored.
- Hit .250 with three doubles, one home run, 17 RBIs, 17 runs scored and a .421 on-base percentage in 26 Sun Belt Conference contests.
- Recorded 11 multiple-hit and eight multi-RBI games, and hit safely in 26 of 53 contests.

23 - Colton Thomas (R-Sr., OF)

- Recorded his first multiple-hit game of the season at Arkansas State on March 23.
- Recorded a hit in the series opener at No. 14 Clemson in his first game since 2017.
- Missed the 2018 season due to a medical redshirt.
- Appeared in 39 games with 25 starts as a junior in 2017, and batted .327 with six doubles, four home runs, 18 RBIs, 30 runs scored, .505 slugging percentage, .444 on-base percentage and five stolen bases.
- Hit .333 with three doubles, three home runs, 11 RBIs, 17 runs scored, .583 slugging percentage, .450 OBP and one stolen base in 20 Sun Belt Conference contests in 2017.
- Recorded 10 multiple-hit games and five multi-RBI contests in 2017, while hitting safely in 21 of 39 contests.

24 - Eddie Paparella (R-Sr., OF)

- Homered twice and drove in six runs in the three-game series with No. 19 Coastal Carolina.
- Recorded his first hit of the 2019 season at UT Arlington on March 30.
- Made his first plate appearance since the 2017 season on March 17 against Texas State.

- Missed the 2018 season due to a medical redshirt.
- Missed the first month-and-a-half of the 2019 season due to a hand injury.
- Appeared in 46 games with 35 starts as a junior in 2017, and batted .268 with six doubles, one triple, seven home runs, 34 RBIs, 24 runs scored, a .504 slugging percentage and three stolen bases.
- Recorded six multiple-hit and six multi-RBI games while hitting safely in 22 of 46 contests in 2017.
- Tied a school record and set a career high in RBIs (9), and also recorded career highs in hits (5) and runs scored (4) against Eastern Illinois (Feb. 18, 2017).

25 - Michael Sandle (R-So., OF)

- Has reached base in seven straight games.
- Homered twice, including a grand slam, and drove in six runs at Arkansas State on March 23.
- Recorded career highs in hits (5) and RBIs (7) against New Orleans on March 20, finishing a triple shy of hitting for the cycle.
- Drove in a then season-high two runs in the series opener with Sacred Heart on March 8.
- Recorded a season-high two hits and three runs scored against Nicholls on March 6.
- Tripled and scored the Jags' final run in a 4-3 win in the series finale at No. 14 Clemson.
- Appeared in 53 games with 52 starts as a redshirt freshman last season, and batted .225 with eight doubles, three triples, three home runs, 32 RBIs, 28 runs scored and five stolen bases.
- Drove in a then career-high five runs at Arkansas State on April 29, 2018.

31 - Felix Aberouette (Sr., C)

- Drove in three runs against Sacred Heart on March 8.
- Recorded career highs in hits (3) and RBIs (4) against Tennessee Tech on Feb. 23.
- Recorded the first multiple-hit game of his career in the series finale at No. 14 Clemson, finishing 2-for-4 with a double, one home run, three RBIs and one run scored.
- Appeared in 32 games with four starts as a junior last season, and recorded two hits, two RBIs and two runs scored.
- Committed just one error behind the plate in 104 total chances.
- Made his Jaguar debut against Kansas State on Feb. 16, 2018.
- Recorded his first career RBI and run scored against Hartford on Feb. 23, 2018, and recorded his first career hit against Appalachian State on March 31, 2018.

34 - Ethan Wilson (Fr., OF)

- Doubled twice in Sunday's series finale with No. 19 Coastal Carolina.
- Drove in a pair of runs in an April 2 win at Southern Miss to snap a streak of eight games in which he did not record an RBI.
- Reached base safely in the first 15 games of his career.
- Batted .529 with 10 home runs, 41 RBIs and 51 runs scored as a senior at Andalusia HS.
- Named *MaxPreps* Medium School First-Team All-America, 2018 Alabama Baseball Coaches Association 4A Player of the Year, 2018 Class 4A Player of the Year and Hitter of the Year by the Alabama Sports Writers Association (ASWA), and also earned First-Team All-State honors as a senior.
- 2018 Super All-State selection by AL.com.
- Ranked second on The AL.com High School 100 list.

37 - Bennett Shell (Fr., OF)

- Finished with three hits, including a double, one RBI and one run scored at Arkansas State on March 23.
- Recorded three hits, two RBIs and three runs scored against New Orleans on March 20.
- Homered in the 2019 Sun Belt opener with Texas State on March 15.
- Recorded a career-high four hits in the series finale against Tennessee Tech on Feb. 24.
- Collected three hits, including his first career home run, in the second game of the TTU series on Feb. 23.
- Named 2018 High School Second-Team All-America by *Collegiate Baseball*, and also earned all-state honors as a senior after batting .447 with 37 RBIs and a .623 on-base percentage at Pace (Fla.) HS.
- Helped lead the Patriots to a state runner-up finish in 2018.
- Named Class 7A first-team all-state as a junior in 2017 after batting .473 with three home runs, 19 RBI, 41 runs scored and 13 stolen bases while posting a .604 on-base percentage and .716 slugging percentage in 26 games.

38 - Wells Davis (Sr., 1B)

- Had his seven-game on-base streak snapped Wednesday at No. 9 LSU.
- Doubled twice at New Orleans on March 19.
- Homered against No. 17 Auburn on March 12 to snap a nine-game homerless streak.
- Homered in each of the first two games of the season-opening series at No. 14 Clemson, and finished with three RBIs, three runs scored and an .800 slugging percentage in three games.
- Ranked third in the Sun Belt in walks (53), tied for fourth in sacrifice flies (5), seventh in on-base percentage (.451) and 11th in home runs (8) in 57 games last season.
- In league contests, ranked third in OBP (.476), fourth in walks (25), tied for fourth in sacrifice flies (3), sixth in slugging percentage (.574) and RBIs (30), and 10th in batting average (.340).
- Reached base in 19 consecutive games to end the season.
- His 53 walks in 2018 ranks eighth on the Jaguar single-season record list.
- Named Second-Team All-SBC at first base last season in 2017.
- Finished as one of three finalists for the American Baseball Coaches Association/Rawlings Gold Glove Award at first base after committing just one error in 477 total chances in 2017.

44 - Brandon Auerbach (Fr., IF)

- Recorded his first career hit in game two of the Tennessee Tech series on Feb. 23.
- Collected his first career RBI, and finished with two in the game, in the series finale against TTU on Feb. 24.

Jaguar Pitcher Quick Notes

8 - Drake Nightengale (Jr., RHP)

- Tossed a career-high six scoreless innings and struck out six against Sacred Heart on March 8.
- Named the Sun Belt Pitcher of the Week on Feb. 26 after striking out a career-high nine batters in a then career-best five shutout innings against Tennessee Tech on Feb. 23 to earn his first career win.

10 - Nick DeSantis (R-Sr., RHP)

- Struck out one in 1 2/3 scoreless relief innings in the Sun Belt opener with Texas State on March 15 to earn his second win of the season.
- Tossed a season-high three scoreless relief innings, and struck out three to earn his first win of the year against Nicholls State on March 6.
- Recorded five strikeouts in three scoreless relief innings to earn his first save of the year in the series opener against Tennessee Tech on Feb. 23.
- Struck out four and issued one walk in 2 1/3 relief innings at No. 14 Clemson.
- Made six relief appearances in 2017 before undergoing Tommy John surgery.

11 - JoJo Booker (So., RHP)

- Tied his career high with six innings pitched while striking out seven at Arkansas State on March 23.
- Tossed a career-high six shutout innings and struck out four to record his second win of the year against Texas State on March 16.
- Tossed a career-high 6 1/3 innings pitched against Sacred Heart on March 8.
- Struck out a career-high 10 batters in his start against Tennessee Tech on Feb. 23.
- Was a fifth-round selection by the Los Angeles Angels of Anaheim in the 2017 Major League Baseball First-Year Player Draft.

13 - Zach Greene (Sr., RHP)

- Has recorded one win and one save in his last two appearances.
- Recorded his first win of the season at Southern Miss on April 2.
- Ranks tied for second in the Sun Belt in saves (5).
- Recorded saves in back-to-back appearances (March 15-16) against Texas State.
- Tossed 3 1/3 scoreless relief innings in the series finale at No. 14 Clemson, and allowed just one hit while striking out eight without issuing a walk to earn his first save of the season.
- Drafted in the 15th round of the 2018 Major League Baseball Draft by the Miami Marlins.

16 - Michael Marra (Jr., RHP)

- Tossed two innings and struck out one in his 2019 debut against Sacred Heart on March 8.
- Appeared in one game last season before sitting out the remainder of the season due to injury.
- His lone appearance came in game one of a doubleheader at No. 1 Texas Tech on March 3, 2018, in which he threw 11 pitches before exiting the game with an injury.

17 - Caleb Yarborough (R-Jr., LHP)

- Tossed a career-high six innings with three strikeouts while allowing one unearned run against Texas State on March 17.
- Struck out five and allowed two unearned runs on three hits in five innings against Sacred Heart on March 9 to earn his second win of the year.
- Tossed four shutout innings and struck out two to earn his first win of the year in the series finale against Tennessee Tech on Feb. 24.
- Earned his first start in the series finale at No. 14 Clemson since returning from an injury that cost him most of the 2018 season, and tossed three shutout innings while allowing one hit with three strikeouts against one walk.
- Tossed a career-high four innings, and struck out a career-best three batters against a pair of walks in his first career start against No. 23 Indiana on Feb. 18, 2018, in his Jaguar debut.
- Tossed 3 1/3 innings in a start at No. 16 LSU on March 14, 2018, and struck out two before exiting the game due to injury. The LSU appearance marked his final outing of the season before being sidelined due to injury.

18 - Jase Dalton (R-So., RHP)

- Tossed a career-high 4 2/3 innings against No. 17 Auburn, and tied his career high in strikeouts (4).
- Recorded career highs in innings pitched (4.1) and strikeouts (4) against Alabama on March 2.
- Tossed two relief innings and struck out two against one walk in the series finale at No. 14 Clemson to earn his first career win.

19 - Andy Arguelles (Jr., LHP)

- Tossed 1 2/3 scoreless innings with a pair of strikeouts against one walk in his 2019 debut against Alabama on March 2.
- Appeared in six games with five starts as a sophomore last season.
- Went 1-1 with a 5.50 ERA while combining for one shutout, and struck out 17 batters against 15 walks in 18 innings pitched.
- Tossed a season-high five innings and allowed one run on three hits against Southeastern Louisiana on March 20, 2018.
- Tossed two innings and struck out three in a start at No. 18 Coastal Carolina on April 8, 2018, before missing the remainder of the season due to injury.

21 - Hunter Phillips (Jr., RHP)

- Tossed one perfect relief inning with three strikeouts in his Jaguar debut on Feb. 24 against Tennessee Tech.
- Went 0-1 with a 2.31 ERA in 12 relief appearances last season at Chattahoochee Valley (Ala.) CC.
- Struck out 21 batters against six walks in 11 2/3 innings pitched, while helping lead CVCC to a 2018 JUCO World Series appearance.
- Played his first two years collegiately at Georgia Southern, where he received a medical redshirt in 2016.

28 - Tyler Trussell (R-Jr., RHP)

- Tossed two-thirds of a scoreless inning against Tennessee Tech on Feb. 23 to record his first career win.
- Pitched 2 1/3 relief innings and struck out three against two walks in his Jaguar debut in the second game of the series at No. 14 Clemson.
- Appeared in 10 games as a reliever as a sophomore in 2018 at Hinds (Miss.) CC, and struck out 17 batters and issued one walk in 13 innings pitched.

30 - Jared Proctor (Sr., LHP)

- Tied his career high in strikeouts (5) in six innings against Southeastern Louisiana on March 27.
- Tossed four innings and allowed one earned run on four hits with a pair of walks in his first start of 2019 against Nicholls State on March 6.
- Pitched one scoreless relief inning in game two of the Tennessee Tech series on Feb. 23.
- Tossed one relief inning in the season opener at No. 14 Clemson in his season debut.
- Appeared in 19 games with nine starts, and ranked second on the team in wins (5) in 2018.

32 - Patrick McBride (Sr., RHP)

- Tossed 5 2/3 shutout innings in a start at No. 9 LSU on April 3.
- Made his first start of the season at New Orleans on March 19.
- Tossed one scoreless relief inning and recorded one strikeout in his 2019 debut against Alabama on March 1.
- Made eight appearances with four starts, and went 1-2 with a 4.95 ERA while combining for one shutout.
- Recorded nine strikeouts against seven walks in 20 innings pitched.
- Finished 1-1 with a 3.38 ERA in four Sun Belt Conference appearances, two of which were starts, and struck out eight batters and issued two walks in 13 1/3 innings pitched.

33 - Tyler Perez (Jr., RHP)

- Earned his first win of the season with 1 1/3 relief innings against New Orleans on March 20.
- Pitched one scoreless relief inning against Sacred Heart on March 9 with a pair of strikeouts.
- Tossed one scoreless relief inning against Tennessee Tech on Feb. 23.
- Recorded two strikeouts in two appearances at No. 14 Clemson, which covered a span of one inning, in the 2019 season-opening series.
- Appeared in eight games with three starts, and posted a 5.40 ERA and combined for one shutout while striking out nine batters against 14 walks in 13 1/3 innings pitched.

36 - Zach Young (Fr., RHP)

- Pitched one perfect relief inning with one strikeout against Sacred Heart on March 9.
- Tossed one scoreless relief inning in the series finale with Tennessee Tech on Feb. 24.
- Struck out two in one inning pitched in the second game of the season-opening series at No. 14 Clemson in his Jaguar debut.
- Lettered in baseball four years at Sebastian River High School in Sebastian, Fla.

39 - Noah Michael (R-So., RHP)

- Tossed two scoreless relief innings against New Orleans on March 20.
- Appeared in eight games with four starts, and finished 1-4 with 19 strikeouts against 18 walks in 25 2/3 innings pitched.
- Went 1-2 in four Sun Belt Conference appearances, three of which were starts, and posted nine strikeouts and nine walks in 14 1/3 innings

40 - Chase Lambert (Sr., RHP)

- Allowed his first run since the Feb. 24 Tennessee Tech contest at No. 9 LSU on April 3, which snapped a streak of four straight appearances without allowing a run.
- Struck out three in two relief innings in his 2019 debut against Tennessee Tech on Feb. 24.

43 - Joel Cheatwood (Jr., RHP)

- Tossed a career-high 3 2/3 scoreless relief innings at Southern Miss on April 2.
- Pitched a then career-high three innings and struck out a career-high four batters at Arkansas State on March 22.
- Tossed one scoreless relief inning with one strikeout against Tennessee Tech on Feb. 23.
- Made his Jaguar debut in game two of the season-opening series at No. 14 Clemson.

47 - Zach Harlan (R-Fr., RHP)

- Pitched a career-high 1 1/3 scoreless relief innings at UT Arlington on March 31.
- Tossed one-third of a scoreless inning in his Jaguar debut against Tennessee Tech on Feb. 24.
- Recorded a 2.23 ERA and 50 strikeouts against 14 walks in 44 innings pitched as a junior, and also batted .282 with 14 RBIs, at Daphne (Ala.) HS.



Mark Calvi

Head Coach

Eighth Season as Head Coach

Ninth Overall Season at USA



Mark Calvi became the fifth head coach in South Alabama baseball history at the conclusion of the 2011 season, after spending the year as associate head coach/head coach in waiting, and begins his seventh season as Jaguar head coach in 2018. Calvi has led the Jaguars to three Sun Belt Conference championships and one SBC Tournament title in the last five years.

In just his second season at the helm, Calvi led the Jags to their 14th SBC championship and 25th NCAA Regional appearance after recording the program's first 40-plus win season since 2003 and was named the 2013 Sun Belt Conference Coach of the Year and American Baseball Coaches Association (ABCA)/Diamond South Central Region Coach of the Year.

Seven Jags earned all-conference honors in 2013, and Jordan Patterson was named the SBC Player of the Year becoming just the sixth Jaguar in the program's history to earn the honor. Patterson and Kyle Bartsch also earned ABCA South/Central all-region honors. Bartsch, Patterson, Nolan Earley and Dylan Stamey were selected in the 2013 Major League Baseball First-Year Player Draft. Patterson (4th round, 109th pick) became South Alabama's highest draftee since Adam Lind was taken by the Toronto Blue Jays in the third round of the 2004 MLB Draft.

Calvi led USA to its 15th Sun Belt crown in 2015 en route to his second SBC Ron Maestri Coach of the Year award. He was also named the Large College Division-Division I Coach of the Year by the Alabama Baseball Coaches Association. Right-hander Kevin Hill was named the Sun Belt Conference Pitcher of the Year, and became the program's 27th All-American at the conclusion of the season. Center fielder Cole Billingsley was named first-team all-SBC, and received a 2015 American Baseball Coaches Association/Rawlings Division I Gold Glove Award as one of three outfielders named to the team. Right-hander Ben Taylor also earned first-team all-SBC honors as a relief pitcher, and was selected in the seventh round of the 2015 MLB Draft by the Boston Red Sox.

The Jags led the SBC in batting average (.285), on-base percentage (.376) and sacrifice flies (28), and finished second in the league in runs scored (328), hits (570) and stolen bases (80). The South Alabama pitching staff led the conference in ERA (3.22), strikeouts (474), runs allowed (221), earned runs allowed (188) and home runs allowed (22), and ranked second in innings pitched (526), wins (37) and fewest hits allowed (472).

USA also led the Sun Belt with a .978 fielding percentage, which ranked tied for 10th nationally and broke the program's previous record of .972.

Calvi led the Jaguars to the program's 16th Sun Belt title and 26th NCAA Regional appearance in 2016, and closed the season ranked No. 26 in the final Collegiate Baseball poll. USA went 42-22 and advanced to the NCAA Tallahassee (Fla.) Regional final. The Jags also broke the school's single-season fielding percentage record for the second straight season with a league-leading mark of .979, which also ranked in the top 10 nationally. Calvi was named the 2016 Coach of the Year by the Alabama Baseball Coaches Association, the second time he has earned the honor at USA, following the season.

Hill was named the SBC Pitcher of the Year for the second consecutive season, and was also named the SBC Male Student-Athlete of the Year in addition to earning All-America honors from three different organizations as well as first-team all-region and first-team all-SBC accolades. Billingsley earned his second consecutive Rawlings Gold Glove Award in 2016, in addition to first-team all-SBC and second-team all-region honors after leading the league in stolen bases (31), which ranked 13th nationally, for the second straight year. Outfielder Travis Swaggerty was named a Louisville Slugger Freshman All-American by Collegiate Baseball, and Drew LaBounty earned first-team all-SBC honors at shortstop after leading the league and finishing sixth nationally in walks (59). Both Hill and Billingsley were selected in the 2016 MLB Draft.

In 2017, Calvi helped lead the Jaguars to the program's 12th Sun Belt Conference Tournament title and 27th NCAA Regional after finishing the season 40-21. USA went 22-8 in Sun Belt play before winning three straight games at the SBC Tournament in Statesboro, Ga. The Jags defeated host Georgia Southern in the championship game by rallying for three runs in the final two frames of the game, including an RBI walk-off single by Brendan Donovan in the bottom of the 10th inning, to clinch the championship. South Alabama finished the season ranked 26th in the final Collegiate Baseball poll. It marked the second straight year the Jags have won 40 or more games, and the 21st time the program has won 40-plus contests. Calvi was named the Alabama Baseball Coaches Association Division I Coach of the Year in 2017, marking the third consecutive year he earned the honor.

USA broke the program record for walks (373) in a season in '17, which ranked second nationally. The Jags ranked sixth nationally in runs scored (488) and on-base percentage (.415), seventh in runs per game (8.0), 11th in fielding percentage (.980), 14th in sacrifice flies (32) and home runs (78), and 15th in slugging percentage (.480). Defensively, the 2017 mark of .980 broke a single-season record at USA and ranked 11th nationally. The Jags have ranked in the top 10 in fielding percentage the last three seasons, and broke the program's single-season record in fielding percentage in each of those seasons.

Jared Barnes and Travis Swaggerty earned All-America and all-region honors in 2017, and were also all-SBC selections along with Dylan Hardy, Drew LaBounty and Wells Davis. Barnes was selected in the eighth round of the 2017 MLB Draft by the Miami Marlins.

Right-handed pitchers Randy Bell and Tyler Carr were named to the SBC All-Tournament team, and Bell was also named to the NCAA Hattiesburg All-Regional team. Bell was selected in the 10th round of the 2017 Major League Baseball Draft by the Seattle Mariners, while right-hander Matt Peacock was selected in the 23rd round by the Arizona Diamondbacks.

South Alabama finished third in the Sun Belt East Division in 2018, and advanced to the semifinals of the Sun Belt Tournament before being outed by eventual champion Coastal

Record at South Alabama

253-192 (.569) (8th season)

Career Record

SAME

COACHING EXPERIENCE

South Alabama (2012-present)
HEAD COACH

South Alabama (2011)
ASSOCIATE HEAD COACH / HEAD-COACH-IN-WAITING

South Carolina (2005-10)
ASSISTANT COACH, PITCHERS

Florida International (1994-2004)
ASSISTANT COACH, PITCHERS

The Calvi File

Birthday: Nov. 5, 1968

Hometown: Marco Island, Fla.

High School: St. John Neumann Catholic, 1986

College: Nova Southeastern (Fla.), 1991

Family: wife, Kaylie; daughter, Taylor

Carolina. USA led the league in fielding percentage (.983) in conference games, and finished with an overall fielding percentage of .978 in 57 games. Offensively, the Jags ranked second in the league in walks (331) and home runs (54), and third in sacrifice flies (23), slugging percentage (.400), RBIs (348), total bases (768), on-base percentage (.378) and runs scored (383).

Hardy and Swaggerty were named First-Team All-Sun Belt, while Carr, catcher Carter Perkins and third baseman Donovan were voted Second-Team All-Sun Belt. Swaggerty was selected in the first round (10th overall) of the 2018 MLB Draft by the Pittsburgh Pirates. Donovan was a seventh-round selection by the St. Louis Cardinals, Hardy was taken in the 13th round by the Boston Red Sox, right-hander Zach Greene was a 15th-round pick by the Miami Marlins, Carr was taken in the 31st round by the Philadelphia Phillies and LaBounty was a 40th-round selection by the Toronto Blue Jays.

In his first season at South Alabama, Calvi led the Jaguars to their highest Sun Belt Conference Tournament seed (No. 4) since the 2006 season. USA closed the 2012 campaign with consecutive wins over Western Kentucky and Florida Atlantic to close the SBC Championship.

Three Jaguars received all-conference honors in 2012: Whitt Dorsey (1st team, DH), Jordan Patterson (2nd team, OF) and Jarron Cito (2nd team, RHP). It marked the first time since the 2007 season that South Alabama placed three or more student-athletes on the all-conference team. Cito became the first Jaguar pitcher to earn all-conference honors since P.J. Walters in 2006.

The USA pitching staff increased its strikeout total by 70 (435) in 2012 – the highest team total since 2008 (427). South Alabama's 13 team saves were the most by a Jaguar staff since 2003 (15).

Calvi came to South Alabama from the University of South Carolina, where he served as pitching coach for six seasons. In 2010, Calvi's Gamecock pitching staff led USC to the national championship, ranking in the top 10 in earned run average (seventh, 3.45), strikeouts (sixth, 8.9) and hits allowed per nine innings (third, 7.48), after posting a 2.15 ERA in seven College World Series contests, which was nearly a point lower than the next best team in Omaha. The Gamecocks led the Southeastern Conference in ERA and innings pitched, but also allowed the fewest hits in the conference.

Calvi was named the recipient of the Eighth Annual Pitching Coach of the Year Award by Collegiate Baseball News in September 2010 for his efforts in helping lead the Gamecocks to the national title.

In his career, which spans 21 years at the collegiate level, including an 11-season stint at fellow Sun Belt Conference member Florida International, Calvi has worked with over 40 pitchers who have either been drafted or signed with Major League Baseball teams – that includes seven who have reached the majors - along with position players Jackie Bradley Jr. and Christian Walker.

In three of his six seasons at USC, Calvi's pitching staffs finished with an ERA of below 4.00, and ranked in the top five in the SEC in the category four times during that stretch.

The Gamecocks ranked in the top 50 in ERA four times during Calvi's six seasons, and also finished in the top 50 in hits allowed and strikeouts per nine innings each of his last three seasons.

During Calvi's six seasons with the program, the Gamecocks reached an NCAA Regional every year, advanced to three Super Regionals and claimed the 2010 CWS title. USC posted an overall record of 262-140 (.668) during his tenure there. Additionally, three of his hurlers earned Freshman All-America honors while Blake Cooper, who Calvi helped end the year second in the country in wins (13) and 10th in strikeouts (126), was voted to multiple All-America squads in 2010.

Prior to joining the staff at South Carolina, Calvi was an assistant at FIU for 11 years. During his time with the Golden Panthers, they advanced to an NCAA Regional seven times while moving on to the 2001 Super Regional. His staff led the country in ERA in 1995 (2.40) – FIU's 16 shutouts that spring are tied for the sixth-highest total in NCAA history – and '99 (3.07), and in 1998 the Golden Panthers' 675 strikeouts were tops in the nation. Calvi's unit recorded an ERA that finished in the top 10 in the NCAA five times.

His efforts in Miami helped Joseph Burns pace the nation with a 1.20 ERA during the 1995 campaign, while a year later Evan Thomas led the country with 220 strikeouts – the latter is the fourth-highest figure ever in the NCAA. In all, Calvi produced eight All-Americans and 13 all-conference selections with the Golden Panthers.

Calvi was a three-year letterwinner as a catcher at Nova Southeastern, and after he earned his bachelor's degree in secondary education, he signed a professional contract with the Seattle Mariners. Following a season in which he helped his team win the Northwest League championship, he worked for a year as a scout for the Mariners.

A native of Marco Island, Fla., Calvi and his wife Kaylie have one daughter, Taylor.

CALVI VS. ALL OPPONENTS

Alabama	2-5
Alabama A&M.....	1-0
Alabama State.....	8-2
Appalachian State	9-3
Arkansas.....	2-2
Arkansas State.....	16-12
Auburn	3-5
Baylor	0-3
Brown.....	4-0
Central Arkansas	0-1
Central Florida	0-1
Cincinnati	1-0
Clemson	1-2
Coastal Carolina	3-8
College of Charleston.....	1-5
Columbia.....	2-0
Eastern Illinois.....	3-0
Evansville	4-2
Florida Atlantic.....	2-5
FIU.....	5-2
Florida State	0-2
Georgia	1-0
Georgia Southern.....	12-4
Georgia State	11-4
Hartford	3-0
Indiana	0-1
Jackson State.....	2-1
Jacksonville State	8-1
Kansas State	1-0
Little Rock.....	16-7
Louisiana	10-14
LSU	1-3
Maryland.....	0-1
Mercer	1-0
Middle Tennessee	4-5
Mississippi State.....	3-8
New Orleans	12-4
Nicholls State	3-5
North Florida.....	2-4
Oklahoma.....	1-0
Sacred Heart	3-0
Samford.....	1-2
Seton Hall.....	0-1
Southeastern Louisiana.....	4-11
Southern	2-1
Southern Illinois.....	3-0
Southern Miss	10-8
Stephen F. Austin	4-2
Tennessee Tech	4-2
Texas State	14-4
Texas Tech	0-4
Troy	14-15
ULM	18-4
UTA.....	8-10
Virginia Tech.....	1-0
Western Kentucky.....	6-5
Wichita State.....	1-1
Total.....	253-192

THE LAST TIME A SOUTH ALABAMA PLAYER ...

Led off a game with a home run: Ethan Wilson (March 19, 2019 at New Orleans)
Hit an inside-the-park home run: Clint Reynolds (April 27, 2010 at Nicholls St.)
Hit a pinch-hit home run: Adam Wolfe (May 14, 2016 vs. Louisiana-Lafayette)
Hit a ninth-inning, pinch-hit home run: Sean Laird (May 4, 2007 vs. Florida International)

Hit a grand slam: Michael Sandle (March 23, 2019 at Arkansas State)
Hit a pinch-hit grand slam: Ryan Nichols (April 8, 2005 at Florida International)
Hit a pinch-hit grand slam in a non-conference game: Josh Stapleton (March 20, 2005 vs. Murray State)
Hit two grand slams in a season: Eddie Paparella (Feb. 18 & March 21, 2017 - vs. Eastern Illinois, at Alabama St.) and Wells Davis (Feb. 18 & May 13, 2017 - vs. Eastern Illinois, at Appalachian State)

Hit a game-winning home run: Jared Barnes (April 11, 2017 at New Orleans, 9th inn.)
Hit an extra-inning, game-winning home run: Sean Laird (May 11, 2010 vs. Auburn, 11th inn.)
Hit two home runs in a game: Michael Sandle (March 23, 2019 at Arkansas State) (2)
Hit three home runs in a game: Adam Wolfe (Feb. 26, 2017 at Baylor) (3)
Homered twice in one inning: Josh Touchstone (March 17, 2004 vs. Eastern Illinois)
Homered in consecutive innings: Jake Overstreet (March 27, 2010 at Middle Tennessee)
Homered in consecutive games: Wells Davis (Feb. 15-16, 2019, at No. 14 Clemson)
Homered in three consecutive games: Jared Barnes and Wells Davis (May 13-14, 2017 at Appalachian State)
Homered in all three games of a series: Jared Barnes and Wells Davis (May 13-14, 2017 at App State)
Homered in both games of a doubleheader: Jared Barnes and Wells Davis (May 13, 2017 at App State)

Hit for the cycle: Tyler Jones (Feb. 6, 2006 vs. Grambling State)
Hit for the cycle in an SBC game: Not since 2003
Hit for the cycle in a nonconference game: Tyler Jones (Feb. 6, 2006 vs. Grambling State)

Had a walk-off hit: Paul Russo (Feb. 17, 2018 vs. No. 18 Oklahoma) (12th inn.)
Had a walk-off hit in an SBC game: Dylan Hardy (April 16, 2017 vs. Coastal Carolina)
Had a walk-off hit to break a scoreless tie: Patrick Weaver (April 21, 2006 vs. Middle Tennessee, 13th inn.)
Had a walk-off hit that erased a deficit: Brad Hook (April 27, 2012 vs. FIU)
Had a walk-off pinch hit: Matt Bolger (March 26, 2017 vs. Georgia State)
Had a walk-off walk: Dustin Dalken (May 3, 2013 vs. Middle Tennessee)

Hit a walk-off home run: Wells Davis (May 20, 2017 vs. Troy) (9th inn.)
Hit a walk-off home run in a non-conference game: Sean Laird (May 11, 2010 vs. Auburn)
Hit a walk-off home run in extra innings: Sean Laird (May 11, 2010 vs. Auburn, 11th inn.)
Hit a walk-off home run that erased a deficit: Brad Hook (April 27, 2012 vs. FIU)
Hit a walk-off run-rule hit: David Doss (March 11, 2009 vs. Memphis)
Hit a walk-off run-rule home run: David Doss (March 11, 2009 vs. Memphis)

Scored four or more runs in a game: Drew LaBounty (May 13, 2017 at Appalachian State) (4)
Scored five or more runs in a game: Drew LaBounty (March 26, 2017 vs. Georgia State) (5)
Scored six or more runs in a game: Cam Cummings (Feb. 18, 2017 vs. Eastern Illinois) (6)*

Had four or more hits in a game: Michael Sandle (March 20, 2019 vs. New Orleans) (5)
Had five or more hits in a game: Michael Sandle (March 20, 2019 vs. New Orleans) (5)
Had six or more hits in a game: Hugh Lopes (Feb. 18, 1996 vs. Florida A&M)**
Had four or more extra-base hits in a game: Jake Overstreet (April 22, 2009 vs. No. 22 Alabama) (4)

Had four or more RBIs in a game: Michael Sandle (March 23, 2019 at Arkansas State) (6)
Had five or more RBIs in a game: Michael Sandle (March 23, 2019 at Arkansas State) (6)
Had six or more RBIs in a game: Michael Sandle (March 23, 2019 at Arkansas State) (6)
Had seven or more RBIs in a game: Michael Sandle (March 20, 2019 vs. New Orleans) (7)
Had eight or more RBIs in a game: Eddie Paparella (Feb. 18, 2017 vs. Eastern Illinois) (9)**
Had nine or more RBIs in a game: Eddie Paparella (Feb. 18, 2017 vs. Eastern Illinois) (9)**

Hit three or more doubles in a game: Nolan Earley (Feb. 26, 2012 vs. Samford) (3)
Hit two or more triples in a game: Hunter Stokes (May 13, 2017 at Appalachian State) (2)

Had 10 or more total bases in a game: Carter Perkins (April 18, 2018 at New Orleans) (11)
Had 12 or more total bases in a game: Adam Wolfe (Feb. 26, 2017 at Baylor) (12)

Stole three bases in a game: Cole Billingsley (April 20, 2016 at Alabama) (3)
Stole four bases in a game: Cole Billingsley (March 13, 2016 vs. Little Rock) (4)
Stole home: Cole Billingsley (April 20, 2016 at Alabama)
Stole second and third in the same inning: Cole Billingsley (May 8, 2016 vs. Georgia Southern)
Stole a base in five straight games: Adam Heisler (April 3-10, 2009)
Stole a base in six straight games: Ray Kruml (April 9-18, 2008)

Walked four or more times in a game: Santi Montiel (March 24, 2019 at Arkansas State) (4)
Walked six or more times in a game: Steve Bayoff (April 12, 1979 vs. LSU)
Was intentionally walked twice in a game: David Doss (Feb. 22, 2009 vs. No. 6 Ole Miss)
Was hit by a pitch twice in an inning: Ryan Bohanan (April 22, 2009 vs. No. 22 Alabama)

Threw a nine-inning no-hitter: Never
Threw a seven-inning no-hitter: Tom Mercer (March 9, 1974 vs. LSU)

Struck out the first four or more batters of a game: JoJo Booker (April 6, 2019 vs. No. 19 Coastal Carolina) (4)
Recorded six or more consecutive outs by strikeout: Kevin Hill (May 1, 2015 at Georgia Southern) (6)
Recorded seven or more consecutive outs by strikeout: Brandon Sage (April 28, 2007 at Florida Atlantic) (7)
Recorded eight or more consecutive outs by strikeout: P.J. Walters (March 12, 2006 vs. Georgia Southern) (9)

Struck out 10 or more batters in a game: JoJo Booker (Feb. 23, 2019 vs. Tennessee Tech) (10)
Struck out 11 or more batters in a game: Tyler Carr (May 13, 2017 at Appalachian State) (11)
Struck out 12 or more batters in a game: Kevin Hill (April 22, 2016 vs. Southern) (12)
Struck out 13 or more batters in a game: Kevin Hill (April 24, 2015 vs. Georgia State) (15)
Struck out 14 or more batters in a game: Kevin Hill (April 24, 2015 vs. Georgia State) (15)
Struck out 15 or more batters in a game: Kevin Hill (April 24, 2015 vs. Georgia State) (15)
Struck out 10 or more batters in a game in relief: Nick DeSantis (Feb. 28, 2017 vs. New Orleans) (10)

Pitched a complete-game loss: Tyler Carr (May 18, 2018 at Troy) (8 inn.)
Pitched a seven-inning complete game: Jarron Cito (March 24, 2013 vs. UALR)
Pitched a seven-inning shutout: Lance Baxter (March 27, 2010 at Middle Tennessee)
Pitched a nine-inning complete game: Jared Proctor (May 25, 2018, vs. Georgia Southern)
Pitched a nine-inning shutout: Kevin Hill (May 8, 2015, at Louisiana-Lafayette)
Pitched more than nine innings in a loss: P.J. Walters (May 24, 2006 vs. Middle Tennessee) (9.2 inn.)
Pitched more than nine innings in a win: P.J. Walters (May 16, 2006 at Florida State) (11.0 inn.)
Pitched more than nine scoreless innings in a game: P.J. Walters (April 21, 2006 vs. Middle Tennessee) (10.0 inn.)
Pitched two shutouts in an SBC season: Kevin Hill (April 24 & May 8, 2015)
Pitched back-to-back complete games: Kevin Hill (April 24 & May 1, 2015) (May 1 & May 8, 2015)
Pitched three consecutive complete games: Kevin Hill (April 24, May 1, & May 8, 2015)

Recorded a save in all three games of a series: Lance Baxter (April 17-19, 2009 at Louisiana)
Recorded a save in four straight appearances: Kyle Bartsch (April 6-23, 2013) (5)

THE LAST TIME A SOUTH ALABAMA TEAM...

Had seven or more doubles in a game: March 18, 2017 (at Georgia Southern) (7)

Had nine or more doubles in a game: April 15, 2006 (at UALR) (9)

Had 10 or more doubles in a game: Not since 2003

Hit for the cycle in an inning: May 9, 2009 (vs. Florida International, 4th inn.)

Had back-to-back home runs: Feb. 15, 2019 at No. 14 Clemson (Ethan Wilson and Wells Davis)

Had back-to-back home runs twice in a game: April 5, 2008 (vs. FAU)

Hit two or more home runs in an inning: Feb. 23, 2019 (vs. Tennessee Tech, Santi Montiel & Wells Davis, B1)

Hit three or more home runs in an inning: May 12, 2013 (at Louisiana-Lafayette) (3)

Hit four or more home runs in an inning: Not since 2004

Hit four or more home runs in a game: May 11, 2018 (vs. UT-Arlington) (4)

Hit five or more home runs in a game: April 22, 2008 (vs. Jackson State) (6)

Hit grand slams in consecutive games: Feb. 18, 2017 vs. Eastern Illinois (Davis, Paparella & Luft)

Hit four or more grand slams in a season: 2017 (Paparella, 2; Davis 2; Luft, Swaggerty & Barnes)

Hit five or more grand slams in a season: 2017 (Paparella, 2; Davis 2; Luft, Swaggerty & Barnes)

Hit six or more grand slams in a season: 2017 (Paparella, 2; Davis 2; Luft, Swaggerty & Barnes)

Hit seven or more grand slams in a season: 2017 (Paparella, 2; Davis, 2; Luft, Swaggerty & Barnes)

Homered in four or more consecutive games: Feb. 15-23, 2019 (5, 8 HR)

Homered in five or more consecutive games: Feb. 15-23, 2019 (5, 8 HR)

Homered in six or more consecutive games: March 31 - April 11, 2017 (8, 14 HR)

Homered in seven or more consecutive games: March 31 - April 11, 2017 (8, 14 HR)

Homered in eight or more consecutive games: March 31 - April 11, 2017 (8, 14 HRs)

Homered in nine or more consecutive games: Feb. 21-March 3, 2007 (9, 18 HRs)

Homered in 10 or more consecutive games: March 4, 2003-March 18, 2003 (10, 21 HRs)

Scored 15 or more runs in a game: April 2, 2019 (at Southern Miss) (15)

Scored 20 or more runs in a game: March 20, 2019 (vs. New Orleans) (22)

Scored 20 or more runs in a road game: May 13, 2017 (at Appalachian State) (24)

Scored 25 or more runs in a game: Feb. 18, 2017 (vs. Eastern Illinois) (32)

Scored 10 or more runs in a loss: Feb. 27, 2016 (vs. Western Kentucky) (10)

Scored 7 or more runs in an inning: March 20, 2019 (vs. New Orleans, 1st inn.) (7)

Scored 8 or more runs in an inning: March 8, 2019 (vs. Sacred Heart, 3rd inn.) (10)

Scored 9 or more runs in an inning: March 8, 2019 (vs. Sacred Heart, 3rd inn.) (10)

Scored 10 or more runs in an inning: March 8, 2019 (vs. Sacred Heart, 3rd inn.) (10)

Scored 11 or more runs in an inning: Feb. 21, 2012 (vs. Jackson State, 2nd inn.) (11)

Scored 12 or more runs in an inning: March 17, 2004 (vs. Eastern Ill.) (12, 7th inn.)

Scored 13 or more runs in an inning: May 11, 2003 (vs. New Mexico State) (13, 4th inn.)

Allowed 10 or more runs in a win: April 20, 2018 (at Texas State) (10)

Allowed 15 or more runs in a win: April 22, 2009 (vs. No. 22 Alabama) (16)

Allowed 20 or more runs in a game: May 9, 2009 (vs. Florida International) (21)

Allowed 5 or more runs in the first inning: April 2, 2019 (at Southern Miss) (5)

Allowed four or more home runs in a game: May 15, 2018 (at SE Louisiana) (4)

Allowed five or more home runs in a game: June 5, 2016 (vs. Florida State) (6)

Struck out 10 or more times in a game: April 7, 2019 (vs. No. 19 Coastal Carolina) (12)

Struck out 15 or more times in a game: March 12, 2019 (vs. No. 17 Auburn) (16)

Walked 10 or more times in a game: March 8, 2019 (vs. Sacred Heart) (16)

Had seven or more hit batters in a game: Feb. 18, 2017 (vs. Eastern Illinois) (7)

Hit seven or more batters in a game: May 5, 2018 (at Arkansas State) (7)

Had 10 or more hits in a game, all singles: March 12, 2016 (vs. Little Rock) (15)

Had 15 or more hits in a game, all singles: March 12, 2016 (vs. Little Rock) (15)

Had 15 or more hits in a game: March 20, 2019 (vs. New Orleans) (18)

Had 20 or more hits in a win: May 13, 2017 (at Appalachian State) (25)

Had 20 or more hits in a loss: April 4, 2009 (at Florida Atlantic) (21)

Had 10 or more extra-base hits in a game: April 22, 2008 (vs. Jackson State) (10 - 4 2Bs, 6 HRs)

Had 14 or more extra-base hits in a game: April 15, 2006 (at UALR) (14 - 9 2Bs, 1 3B, 4 HRs)

Had all nine starters hit safely: May 25, 2018 (vs. Georgia Southern)

Had all nine starters record multiple-hit games: March 6, 2011 (vs. Washington State)

Had all nine starters score a run in a game: May 13, 2017 (at Appalachian State)

Won a game when being out-hit by five or more hits: May 3, 2013 (vs. Middle Tennessee) (5, 12-17)

Won a game when being out-hit by nine or more hits: March 17, 2004 (vs. Eastern Illinois) (9, 15-24)

Won a game with fewer than six hits: March 16, 2019 (vs. Texas State) (4)

Won a game with fewer than five hits: March 16, 2019 (vs. Texas State) (4)

Stole five or more bases in a game: Feb. 22, 2017 (vs. Alabama A&M) (5)

Stole six or more bases in a game: March 13, 2016 (vs. Little Rock) (8)

Stole seven or more bases in a game: March 13, 2016 (vs. Little Rock) (8)

Was shut out: April 3, 2019 (at No. 9 LSU, 0-2)

Shut out an opponent: March 16, 2019 (vs. Texas State, 1-0)

Lost in a complete-game shutout: April 8, 2017 (Zach Hopeck, RHP, Coastal Carolina) (0-12)

Run-ruled an opponent: March 20, 2019 (vs. New Orleans) (22-7, 7 inn.)

Run-ruled by an opponent: April 8, 2018 (at Coastal Carolina) (0-12)

QUICK FACTS

GENERAL

Name:	University of South Alabama
City/State:	Mobile, Ala.
Founded	1963
Enrollment:	14,834
Nickname:	Jaguars
School Colors:	Blue, Red and White
Stadium (Capacity)	Stanky Field (3,775)
Dimensions	330-400-330
Affiliation	NCAA Division I
Conference	Sun Belt
President	Dr. Tony G. Waldrop (North Carolina, '74)
Athletics Director:	Dr. Joel Erdmann (South Dakota State, '86)
Athletic Office	251-460-7121
Athletics Ticket Office	251-461-1USA (1872)

STRATEGIC COMMUNICATIONS

Associate Athletic Director	Brian Fremund
Office	251-414-8032
Cell	251-623-3191
E-mail	bfremund@southalabama.edu
Assistant Director (Baseball Contact)	Charlie Nichols
Office	251-414-8017
Cell	251-751-9788
E-mail	charlesnichols@southalabama.edu
Assistant Directors	Kevin Beasley, Matt Horne
Assistants	John Durgee, Jessica Gordy
Office Fax	251-460-7297
Mailing Address	1209 Mitchell Center Mobile, AL 36688
Athletics Website	USAJaguars.com
On Twitter	@WeAreSouth_JAGS / @WeAre-South_BSB
On Facebook	USA Jaguar Sports

HISTORY

First Season of Competition	1965
Overall Record	1862-1069-3 (54 years)
Years in NCAA Tournament/Last	27/2017
NCAA Postseason Record	38-54
Last Postseason Opponent	Mississippi State
Result	L, 3-7, NCAA Hattiesburg (Miss.) Regional
Sun Belt Championships	16
Last Conference Title	2016

COACHING STAFF

Head Coach	Mark Calvi (Nova Southeastern [Fla.], 1991)
Record at USA (Years)	239-175 (7)
Career Record (Years)	Same
Best Time To Contact Coach	contact SID
USA Assistant Coaches:	
Brad Phillips (Troy [Ala.], 2004)	
Chris Prothro (Arkansas State, 2005)	
Alan Luckie (Spring Hill, 1984)	
Director of Operations	Andrew Carden (Cumberland [Tenn.], 2006)
Strength and Conditioning Coach	Dew Spicher (Duquesne [Pa.], 2015)
Athletic Trainer	Chris McDonald (North Florida, 2007)
Baseball Office Phone	251-460-6876

TEAM INFORMATION

2018 Record	32-25
2018 Conference Record (finish)	18-11 (3rd - East Division)
2018 Final Ranking (poll)	None
Letterwinners Returning / Lost	22/12
Position starters Returning / Lost	4/5
Pitchers Returning / Lost	14/4
Starting pitchers Returning/Lost	3/1

MEDIA INFORMATION

MEDIA CREDENTIALS

Please contact Charlie Nichols in the University of South Alabama Athletic Media Relations office, 1209 Mitchell Center, Mobile, AL 36688, for media credential requests. He can be reached by phone at (251) 414-8017, by fax at (251) 460-7297 or by e-mail at charlesnichols@southalabama.edu.

POSTGAME INTERVIEWS

All postgame interviews will be conducted on the field following a cooling-off period. At no time will members of the media be granted access to the Jon Lieber Clubhouse. Charlie Nichols will take interview requests in the press box and will escort members of the media to the field for interviews.

STANKY FIELD PRESS BOX

The press box at Stanky Field is equipped with free wireless internet for working media. Additionally, the press box is equipped to accommodate visiting radio broadcasts. Please contact Charlie Nichols to make arrangements for your broadcast. All South Alabama home baseball games are webcast through the All-Access section at the official website of USA athletics, USAJaguars.com.

INTERVIEW REQUESTS

Interviews must be arranged in advance through the athletic media relations office. Players are generally available up to 15 minutes before practice and immediately following practice. Phone interviews are also available upon request. Interviews on gamedays will only take place after the conclusion of the contest.

2019 South Alabama Baseball Roster

No.	Name	Pos.	B/T	Ht.	Wt.	Class-Exp.	Hometown/Previous School
2	Nick Lewis	IF/OF	R/R	6-0	190	Jr.-JC	Troy, Ala. / Wallace-Dothan (Ala.) CC
6	Santi Montiel	IF	R/R	5-9	165	Fr.-HS	Alpharetta, Ga. / Alpharetta HS
8	Drake Nightengale	RHP	R/R	6-1	215	Jr.-JC	Hattiesburg, Miss. / Pearl River (Miss.) CC
9	Dakota Dailey	IF	R/R	6-0	185	Jr.-JC	Burnsville, Miss. / Northwest Mississippi CC
10	Nick DeSantis	RHP	R/R	6-1	190	Sr.-2L	Woodstock, Ga. / Lawson State (Ala.) CC
11	JoJo Booker	RHP	R/R	6-3	205	So.-1L	Brewton, Ala. / T.R. Miller HS
13	Zach Greene	RHP	R/R	6-1	215	Sr.-1L	Jacksonville, Fla. / St. Johns River State (Fla.)
14	Carter Perkins	C	L/R	5-10	190	Sr.-3L	McDonough, Ga. / Ola HS
15	Kaleb DeLaTorre	IF	L/R	6-0	200	Jr.-JC	Fort Scott, Kan. / Neosho County (Kan.) CC
16	Michael Marra	RHP	R/R	6-0	175	Jr.-JC	Kansas City, Mo. / Crowder College (Mo)
17	Caleb Yarborough	LHP	L/L	5-10	175	R-Jr.-1L	Brookhaven, Miss. / Mieridian (Miss.) CC
18	Jase Dalton	RHP	R/R	6-2	235	R-So.-JC	Byram, Miss. / Hinds (Miss.) CC
19	Andy Arguelles	LHP	L/L	5-11	180	Jr.-2L	Miami, Fla. / Christopher Columbus HS
20	Reid Powers	C	R/R	6-2	205	So.-1L	Madison, Ala. / Sparkman HS
21	Hunter Phillips	RHP	R/R	6-2	190	Jr.-JC	Perry, Ga. / Chattahoochee Valley (Ala.) CC
22	Hunter Stokes	IF	L/R	6-0	170	Jr.-3L	Spanish Fort, Ala. / Spanish Fort HS
23	Colton Thomas	OF	L/R	6-0	195	R-Sr.-1L	Prattville, Ala. / Darton State (Ga.) JC
24	Eddie Paparella	OF	R/R	6-4	205	R-Sr.-1L	Skillman, N.J. / Howard (Texas) JC
25	Michael Sandle	OF	R/R	5-10	185	R-So.-1L	Navarre, Fla. / Navarre HS
28	Tyler Trussell	RHP	R/R	6-0	200	Jr.-JC	Clinton, Miss. / Hinds (Miss.) CC
30	Jared Proctor	LHP	L/L	5-8	140	Sr.-1L	Bardstown, Ky. / Wabash Valley (Ill.) CC
31	Felix Aberouette	C	R/R	6-2	215	Sr.-1L	San Bruno, Calif. / Skyline (Calif.) CC
32	Patrick McBride	RHP	R/R	6-4	225	Sr.-1L	Hawesville, Ky. / John A. Logan (Ill.) CC
33	Tyler Perez	RHP	R/R	6-2	150	Jr.-2L	Miami, Fla. / Mater Academy Charter HS
34	Ethan Wilson	OF	L/L	6-2	205	Fr.-HS	Andalusia, Ala. / Andalusia HS
36	Zach Young	RHP	R/R	6-1	180	Fr.-HS	Sebastian, Fla. / Sebastian River (Fla.) HS
37	Bennett Shell	OF	L/R	5-9	175	Fr.-HS	Pace, Fla. / Pace HS
38	Wells Davis	IF	L/R	6-2	205	Sr.-3L	Columbus, Miss. / New Hope HS
39	Noah Michael	RHP	R/R	5-11	190	R-So.-1L	Mobile, Ala. / St. Paul's Episcopal School
40	Chase Lambert	RHP	R/R	5-11	215	Sr.-1L	Pace, Fla. / Faulkner State (Ala.) CC
43	Joel Cheatwood	RHP	R/R	6-2	180	Jr.-JC	Chelsea, Ala. / Snead State (Ala.) CC
44	Brandon Auerbach	IF	R/R	5-8	160	Fr.-HS	Parkland, Fla. / Marjory Stoneman Douglas HS
46	Herndon Akridge	RHP	R/R	6-0	160	Fr.-HS	Mobile, Ala. / St. Paul's Episcopal School
47	Zach Harlan	RHP	R/R	5-10	180	R-Fr.-HS	Daphne, Ala. / Daphne HS

Head Coach

Mark Calvi (8th season as head coach; 9th overall at USA)

Assistant Coaches

Alan Luckie (13th season)

Brad Phillips (1st season)

Chris Prothro (4th season)

Director of Operations – Andrew Carden (8th season)

Pronunciation Key

Felix **Aberouette** – ab-uh-RETT

Andy **Arguelles** – are-GWAY-us

Brandon **Auerbach** – OUR-back

Kaleb **DeLaTorre** – dell-uh-TORE-e

Nick **DeSantis** – duh-SAN-tis

Michael **Marra** – MARR-uh

Santi Montiel – SAHN-tee mon-tee-EL

Eddie **Paparella** – pap-uh-RELL-uh

Head Coach Mark **Calvi** – CAL-vee

Assistant Coach Chris **Prothro** - PRO-throw



2019 South Alabama Baseball Overall Statistics for South Alabama (as of Apr 08, 2019) (All games Sorted by Batting avg)



Record: 14-17 Home: 11-8 Away: 3-9 Sun Belt: 4-8

Player	avg	gp-gs	ab	r	h	2b	3b	hr	rbi	tb	slg%	bb	hp	so	gdp	ob%	sf	sh	sb-att	po	a	e	fld%
34 Wilson, Ethan	.314	31-31	118	30	37	8	1	7	26	68	.576	19	6	25	1	.431	1	0	5-7	70	3	2	.973
25 Sandle, Michael	.289	25-21	76	15	22	3	2	3	20	38	.500	9	3	12	1	.374	3	2	2-3	55	2	1	.983
14 Perkins, Carter	.280	29-29	107	16	30	3	0	0	19	33	.308	15	2	21	1	.376	1	0	0-0	149	22	1	.994
15 DeLaTorre, Kaleb	.275	31-31	120	25	33	7	2	4	17	56	.467	14	2	24	2	.358	1	1	0-0	19	47	4	.943
37 Shell, Bennett	.273	28-26	99	19	27	2	0	2	14	35	.354	13	0	32	1	.357	0	4	1-2	47	1	2	.960
6 Montiel, Santi	.236	31-31	106	21	25	4	1	2	12	37	.349	22	1	33	1	.366	2	1	1-2	50	66	8	.935
38 Davis, Wells	.205	31-31	112	16	23	4	0	5	19	42	.375	21	3	32	3	.343	1	0	0-0	211	18	2	.991

20 Powers, Reid	.250	12-0	8	2	2	1	0	0	0	3	.375	2	0	2	0	.400	0	0	0-0	26	0	0	1.000
24 Paparella, Eddie	.240	11-4	25	4	6	0	0	2	9	12	.480	2	0	12	0	.296	0	0	0-0	0	0	0	.000
31 Aberouette, Felix	.229	24-20	70	8	16	4	0	3	18	29	.414	11	0	21	0	.325	2	1	0-0	76	6	0	1.000
9 Dailey, Dakota	.220	20-9	41	6	9	1	1	0	6	12	.293	2	2	10	0	.289	0	0	1-1	17	23	2	.952
2 Lewis, Nick	.205	19-11	44	7	9	1	1	0	3	12	.273	6	3	14	1	.340	0	0	0-1	28	1	0	1.000
44 Auerbach, Brandon	.200	21-20	50	15	10	1	0	0	7	11	.220	14	3	13	1	.397	1	5	1-1	28	42	5	.933
23 Thomas, Colton	.162	21-13	37	4	6	0	0	0	3	6	.162	4	3	16	0	.295	0	1	1-1	8	0	1	.889
22 Stokes, Hunter	.000	3-2	4	0	0	0	0	0	0	0	.000	1	0	2	0	.200	0	0	0-0	2	3	0	1.000
Totals	.251	31	1017	188	255	39	8	28	173	394	.387	155	28	269	12	.361	12	15	12-18	804	254	31	.972
Opponents	.257	31	1007	170	259	52	11	20	160	393	.390	156	27	258	20	.364	24	13	43-55	798	239	37	.966

LOB - Team (241), Opp (253). DPs turned - Team (25), Opp (17). IBB - Team (1), Wilson 1, Opp (3).

(All games Sorted by Earned run avg)

Player	era	w-l	app	gs	cg	sho	sv	ip	h	r	er	bb	so	2b	3b	hr	b/avg	wp	hp	bk	sfa	sha
11 Booker, JoJo	3.67	3-3	8	8	0	0/1	0	41.2	42	22	17	29	41	9	0	2	.268	5	3	0	1	3
17 Yarborough, Caleb	4.13	2-4	8	8	0	0/0	0	32.2	32	27	15	12	22	5	1	0	.246	2	3	0	3	1
8 Nightengale, Drake	5.40	2-2	8	7	0	0/0	0	33.1	27	22	20	28	38	4	1	1	.233	3	6	3	4	2

13 Greene, Zach	0.36	1-0	13	0	0	0/1	6	25.1	13	3	1	3	41	5	0	0	.144	0	0	0	0	1
40 Lambert, Chase	3.86	0-0	6	0	0	0/1	0	7.0	6	3	3	4	10	1	0	1	.231	1	0	0	0	0
10 DeSantis, Nick	3.98	2-2	13	0	0	0/0	1	20.1	20	9	9	8	22	3	1	2	.267	2	2	0	3	1
33 Perez, Tyler	4.26	1-0	11	1	0	0/0	0	19.0	23	9	9	10	15	4	1	3	.295	1	0	0	1	2
16 Marra, Michael	4.50	0-0	1	0	0	0/0	0	2.0	1	1	1	0	1	0	0	0	.167	2	0	0	1	0
43 Cheatwood, Joel	5.11	1-0	8	0	0	0/0	0	12.1	13	7	7	6	10	2	1	2	.255	0	2	0	0	0
32 McBride, Patrick	5.40	0-1	5	2	0	0/0	0	13.1	13	8	8	9	7	2	1	0	.295	0	3	0	3	0
47 Harlan, Zach	6.00	0-0	4	0	0	0/0	0	3.0	4	2	2	3	4	1	0	0	.333	0	0	0	1	0
39 Michael, Noah	6.35	0-0	3	0	0	0/0	0	5.2	8	4	4	1	4	1	0	3	.348	0	0	0	1	0
30 Proctor, Jared	7.07	0-3	8	4	0	0/0	0	14.0	13	14	11	12	7	2	0	2	.255	1	2	0	1	2
18 Dalton, Jase	7.36	1-1	6	1	0	0/0	0	14.2	18	12	12	8	14	4	1	2	.310	1	2	0	1	1
19 Arguelles, Andy	7.71	0-1	7	0	0	0/0	0	9.1	9	8	8	8	7	2	2	1	.265	1	1	0	2	0
36 Young, Zach	11.37	0-0	7	0	0	0/0	0	6.1	6	8	8	9	5	3	0	1	.273	1	2	0	1	0
28 Trussell, Tyler	11.57	1-0	4	0	0	0/0	0	4.2	6	6	6	5	5	2	2	0	.316	0	0	0	1	0
21 Phillips, Hunter	13.50	0-0	5	0	0	0/0	0	3.1	5	5	5	1	5	2	0	0	.333	1	1	0	0	0
Totals	4.87	14-17	31	31	0	1/1	7	268.0	259	170	145	156	258	52	11	20	.257	21	27	3	24	13
Opponents	5.55	17-14	31	31	2	3/3	7	266.0	255	188	164	155	269	39	8	28	.251	28	28	4	12	15

PB - Team (5), Perkins 3, Powers 1, Aberouette 1, Opp (6). SBA/ATT - Perkins (26-34), Aberouette (15-18), Booker (10-11), Trussell (7-7), Nightengale (4-7), McBride (3-6), Yarborough (3-5), Dalton (3-3), Perez (3-3), Arguelles (2-3), Young (2-3), Greene (3-3), Lambert (1-2), Powers (2-2), Harlan (1-1), Proctor (1-1).



2019 South Alabama Baseball
Game Results for South Alabama (as of Apr 08, 2019)
(All games)



Date	Opponent	Score	Inns	Overall	Sun Belt	Pitcher of record	Attend	Time
Feb 15, 2019	at #14 Clemson	L 2-6	9	0-1-0	0-0-0	Proctor (L 0-1)	4435	2:59
Feb 16, 2019	at #14 Clemson-1	L 2-7	9	0-2-0	0-0-0	Booker (L 0-1)	-	3:01
Feb 16, 2019	at #14 Clemson-2	w 4-3	9	1-2-0	0-0-0	Dalton (W 1-0)	5678	2:44
Feb 23, 2019	TENNESSEE TECH-1	w 8-1	9	2-2-0	0-0-0	Nightengale (W 1-0)	-	2:59
Feb 23, 2019	TENNESSEE TECH-2	w 7-3	9	3-2-0	0-0-0	Trussell (W 1-0)	1537	2:43
Feb 24, 2019	TENNESSEE TECH	w 10-2	9	4-2-0	0-0-0	Yarborough (W 1-0)	1642	3:26
Mar 01, 2019	ALABAMA	L 3-7	9	4-3-0	0-0-0	DeSantis (L 0-1)	3013	2:59
Mar 02, 2019	ALABAMA-1	L 5-10	9	4-4-0	0-0-0	Booker (L 0-2)	-	3:12
Mar 02, 2019	ALABAMA-2	L 1-6	9	4-5-0	0-0-0	Yarborough (L 1-1)	2538	2:45
Mar 06, 2019	NICHOLLS STATE	w 6-3	9	5-5-0	0-0-0	DeSantis (W 1-1)	1349	3:11
Mar 08, 2019	SACRED HEART-1	w 16-1	9	6-5-0	0-0-0	Nightengale (W 2-0)	-	3:08
Mar 08, 2019	SACRED HEART-2	w 12-2	9	7-5-0	0-0-0	Booker (W 1-2)	1409	2:58
Mar 09, 2019	SACRED HEART	w 11-2	9	8-5-0	0-0-0	Yarborough (W 2-1)	1410	2:41
Mar 12, 2019	#17 AUBURN	L 2-6	9	8-6-0	0-0-0	Proctor (L 0-2)	2831	2:52
* Mar 15, 2019	TEXAS STATE	w 10-7	9	9-6-0	1-0-0	DeSantis (W 2-1)	1352	3:13
* Mar 16, 2019	TEXAS STATE	w 1-0	9	10-6-0	2-0-0	Booker (W 2-2)	1327	2:31
* Mar 17, 2019	TEXAS STATE	L 2-8	9	10-7-0	2-1-0	Dalton (L 1-1)	1289	2:41
Mar 19, 2019	at New Orleans	L 5-7	9	10-8-0	2-1-0	McBride (L 0-1)	145	2:55
Mar 20, 2019	NEW ORLEANS	w 22-7	7	11-8-0	2-1-0	Perez (W 1-0)	1316	3:00
* Mar 22, 2019	at Arkansas State	L 0-6	9	11-9-0	2-2-0	Nightengale (L 2-1)	353	2:48
* Mar 23, 2019	at Arkansas State	w 11-6	9	12-9-0	3-2-0	Booker (W 3-2)	467	2:56
* Mar 24, 2019	at Arkansas State	L 1-8	9	12-10-0	3-3-0	Yarborough (L 2-2)	289	2:23
Mar 26, 2019	SE LOUISIANA	L 0-1	9	12-11-0	3-3-0	Proctor (L 0-3)	1364	2:09
* Mar 29, 2019	at UT Arlington	L 3-6	9	12-12-0	3-4-0	Booker (L 3-3)	648	2:55
* Mar 30, 2019	at UT Arlington	L 7-9	9	12-13-0	3-5-0	Nightengale (L 2-2)	370	3:08
* Mar 31, 2019	at UT Arlington	L 5-11	9	12-14-0	3-6-0	Yarborough (L 2-3)	447	3:56
Apr 02, 2019	at Southern Miss	w 15-6	9	13-14-0	3-6-0	Greene (W 1-0)	3795	3:35
Apr 03, 2019	at #9 LSU	L 0-2	9	13-15-0	3-6-0	Arguelles (L 0-1)	9754	2:45
* Apr 06, 2019	#19 COASTAL CAROLINA	L 4-9	9	13-16-0	3-7-0	DeSantis (L 2-2)	0	3:14
* Apr 06, 2019	#19 COASTAL CAROLINA-2	w 8-4	9	14-16-0	4-7-0	Cheatwood (W 1-0)	1213	2:57
* Apr 07, 2019	#19 COASTAL CAROLINA	L 5-14	9	14-17-0	4-8-0	Yarborough (L 2-4)	1232	3:05

* = Conference game

() extra inning game



2019 South Alabama Baseball
Games Summary for South Alabama (as of Apr 08, 2019)
(All games)



Score by innings	1	2	3	4	5	6	7	8	9	Total
South Alabama	20	15	37	26	24	16	25	19	6	188
Opponents	31	12	18	15	22	24	22	16	10	170

Record when ...

Overall	14-17	After 6 leading	13-0
Conference	4-8 trailing	0-13
Non-Conference	10-9 tied	1-4
Home games	11-8	After 7 leading	13-0
Away games	3-9 trailing	0-17
Neutral site	0-0 tied	0-0
Day games	7-8	After 8 leading	13-0
Night games	7-9 trailing	0-17
vs Left starter	7-2 tied	0-0
vs Right starter	7-15		
1-Run games	2-1	Hit 0 home runs	4-8
2-Run games	0-3	... 1 home run	5-6
5+Run games	8-9	... 2+ home runs	5-3
Extra innings	0-0		
Shutouts	1-3	Opponent 0 home runs	9-12
	 1 home run	3-0
Scoring 0-2 runs	1-9 2+ HRs	2-5
..... 3-5 runs	1-7		
..... 6-9 runs	4-1	Made 0 errors	8-3
..... 10+ runs	8-0 1 error	4-8
	 2+ errors	2-6
Opponent 0-2 runs	6-2		
..... 3-5 runs	4-0	Opp. made 0 errors	3-7
..... 6-9 runs	4-12 1 error	7-8
..... 10+ runs	0-3 2+ errors	4-2
Scored in 1st inning	6-3	Out-hit opponent	9-4
Opp. scored in 1st	8-6	Out-hit by opponent	3-11
Scores first	5-6	Hits are tied	2-2
Opp. scores first	9-11		

Record when team scores:

Runs	0	1	2	3	4	5	6	7	8	9	10+
W-L	0-3	1-2	0-4	0-2	1-1	0-4	1-0	1-1	2-0	0-0	8-0

Record when opponent scores:

Runs	0	1	2	3	4	5	6	7	8	9	10+
W-L	1-0	2-1	3-1	3-0	1-0	0-0	2-5	2-3	0-2	0-2	0-3

Record when leading after:

Inn.	1	2	3	4	5	6	7	8
W-L	4-3	5-1	8-4	12-4	11-2	13-0	13-0	13-0

Record when trailing after:

Inn.	1	2	3	4	5	6	7	8
W-L	6-6	5-9	2-9	2-9	0-11	0-13	0-17	0-17

Record when tied after:

Inn.	1	2	3	4	5	6	7	8
W-L	4-8	4-7	4-4	0-4	3-4	1-4	0-0	0-0

Current losing streak: 1
Longest winning streak: 4
Longest losing streak: 5

Home attendance : 24822 (16 dates avg = 1551)
Away attendance : 26381 (11 dates avg = 2398)
Total attendance: 51203 (27 dates avg = 1896)

2019 South Alabama Baseball
Team Game-by-Game for South Alabama (as of Apr 08, 2019)
Batting (All games)

Date	Opponent	ab	r	h	rbi	2b	3b	hr	tb	bb	ibb	sb	cs	hbp	sac	sf	gdp	k	po	a	e	lob	avg
Feb 15	at Clemson	32	2	7	2	1	0	2	14	1	0	0	1	0	1	0	0	7	24	9	0	5	.219
Feb 16	at Clemson	33	2	6	2	1	1	1	12	2	0	0	0	0	0	0	0	15	24	3	0	6	.200
Feb 16	at Clemson	31	4	5	4	1	1	1	11	2	0	0	0	1	0	0	0	15	27	6	1	3	.188
Feb 23	TENNESSEE TECH	34	8	9	8	2	0	2	17	6	0	2	0	1	0	0	0	7	27	6	0	9	.208
Feb 23	TENNESSEE TECH	35	7	10	7	0	0	2	16	2	0	1	0	1	0	0	0	8	27	8	0	7	.224
Feb 24	TENNESSEE TECH	30	10	11	8	1	1	0	14	11	0	2	1	3	4	0	1	8	27	10	0	14	.246
Mar 01	ALABAMA	32	3	5	3	1	0	1	9	1	0	0	0	0	0	0	0	7	27	7	1	3	.233
Mar 02	ALABAMA	34	5	10	5	1	1	0	13	5	0	0	0	1	0	2	1	10	27	11	2	10	.241
Mar 02	ALABAMA	31	1	4	1	1	0	0	5	2	0	0	0	0	0	1	0	17	27	9	1	6	.229
Mar 06	NICHOLLS STATE	31	6	9	6	1	0	0	10	10	0	0	0	0	1	0	0	4	27	10	2	12	.235
Mar 08	SACRED HEART	33	16	10	16	3	0	2	19	16	0	1	0	2	0	2	0	4	27	7	1	13	.242
Mar 08	SACRED HEART	29	12	9	10	0	0	1	12	10	0	0	1	1	1	1	1	7	27	13	0	6	.247
Mar 09	SACRED HEART	32	11	12	9	5	1	0	19	6	0	1	0	2	0	2	0	8	27	6	1	7	.257
Mar 12	AUBURN	33	2	6	2	0	0	2	12	5	0	1	0	0	0	0	0	16	27	8	4	9	.251
*Mar 15	TEXAS STATE	33	10	9	9	2	1	3	22	4	0	0	1	2	1	0	1	8	27	6	0	6	.253
*Mar 16	TEXAS STATE	25	1	4	1	0	0	0	4	2	0	0	0	1	2	0	0	6	27	10	1	5	.248
*Mar 17	TEXAS STATE	32	2	6	2	1	0	0	7	2	0	0	0	0	2	0	0	10	27	9	1	7	.244
Mar 19	at New Orleans	36	5	9	5	2	0	2	17	4	0	0	0	1	0	0	0	10	24	5	1	9	.245
Mar 20	NEW ORLEANS	33	22	18	18	2	1	1	25	8	0	0	0	4	0	2	1	5	21	7	0	7	.261
*Mar 22	at Arkansas State	33	0	7	0	0	0	0	7	4	0	0	0	0	0	0	2	7	24	9	1	10	.259
*Mar 23	at Arkansas State	33	11	9	11	1	0	2	16	9	0	0	0	1	1	1	1	5	27	6	0	7	.259
*Mar 24	at Arkansas State	30	1	5	1	2	0	1	10	0	0	0	0	2	0	0	1	7	24	9	2	4	.255
Mar 26	SE LOUISIANA	29	0	3	0	0	0	0	3	1	0	0	0	0	0	0	0	11	27	8	1	3	.249
*Mar 29	at UT Arlington	36	3	10	3	0	0	1	13	5	0	0	1	0	0	0	1	12	24	9	2	11	.251
*Mar 30	at UT Arlington	36	7	12	7	1	0	1	16	7	0	0	0	1	0	1	0	4	24	6	1	11	.254
*Mar 31	at UT Arlington	38	5	9	5	1	0	0	10	5	0	0	0	1	0	0	0	5	24	5	2	12	.254
Apr 02	at Southern Miss	42	15	13	13	5	0	1	21	11	1	3	0	2	0	0	0	9	27	15	3	13	.256
Apr 03	at LSU	29	0	4	0	1	0	0	5	2	0	0	0	0	1	0	1	7	24	11	0	5	.252
*Apr 06	COASTAL CAROLINA	38	4	9	4	0	0	1	12	2	0	0	0	1	0	0	0	8	27	9	2	10	.252
*Apr 06	COASTAL CAROLINA	30	8	8	7	0	1	1	13	6	0	1	1	0	1	0	0	10	27	11	0	5	.252
*Apr 07	COASTAL CAROLINA	34	5	7	4	3	0	0	10	4	0	0	0	0	0	0	1	12	27	6	1	6	.251
Totals		1017	188	255	173	39	8	28	394	155	1	12	6	28	15	12	12	269	804	254	31	241	.251

2019 South Alabama Baseball
Team Game-by-Game for South Alabama (as of Apr 08, 2019)
Pitching (All games)

Date	Opponent	ip	h	r	er	bb	so	2b	3b	hr	wp	bk	hbp	dp	ibb	score	w-l	sv	era
Feb 15	at Clemson	8.0	6	6	6	8	10	0	0	2	1	1	2	1	0	2-6	0-1	0	6.75
Feb 16	at Clemson	8.0	5	7	7	12	7	1	0	2	0	0	2	0	1	2-7	0-2	0	7.31
Feb 16	at Clemson	9.0	7	3	3	2	15	3	0	2	0	0	1	0	0	4-3	1-2	1	5.76
Feb 23	TENNESSEE TECH	9.0	9	1	1	4	16	2	0	1	1	0	1	0	0	8-1	2-2	2	4.50
Feb 23	TENNESSEE TECH	9.0	9	3	3	5	11	3	0	0	2	0	0	0	0	7-3	3-2	2	4.19
Feb 24	TENNESSEE TECH	9.0	6	2	2	3	9	1	1	1	0	0	0	1	0	10-2	4-2	2	3.81
Mar 01	ALABAMA	9.0	9	7	7	10	7	2	1	0	0	0	0	2	0	3-7	4-3	2	4.28
Mar 02	ALABAMA	9.0	15	10	9	5	9	5	1	3	1	0	2	1	0	5-10	4-4	2	4.89
Mar 02	ALABAMA	9.0	11	6	4	3	9	4	0	0	1	0	1	1	0	1-6	4-5	2	4.78
Mar 06	NICHOLLS STATE	9.0	8	3	2	4	6	0	0	0	0	0	2	2	0	6-3	5-5	3	4.50
Mar 08	SACRED HEART	9.0	4	1	1	3	9	0	0	0	2	0	0	1	0	16-1	6-5	3	4.18
Mar 08	SACRED HEART	9.0	2	2	2	4	7	0	0	0	0	0	0	1	0	12-2	7-5	3	3.99
Mar 09	SACRED HEART	9.0	4	2	0	2	12	1	0	0	0	0	0	0	0	11-2	8-5	3	3.68
Mar 12	AUBURN	9.0	7	6	5	5	7	1	1	0	0	0	0	1	0	2-6	8-6	3	3.77
*Mar 15	TEXAS STATE	9.0	9	7	7	8	10	2	1	0	2	1	1	0	0	10-7	9-6	4	3.99
*Mar 16	TEXAS STATE	9.0	8	0	0	3	8	0	0	0	0	0	0	2	0	1-0	10-6	5	3.74
*Mar 17	TEXAS STATE	9.0	12	8	7	3	3	2	0	0	2	0	1	1	0	2-8	10-7	5	3.93
Mar 19	at New Orleans	8.0	11	7	7	2	7	3	1	0	1	0	1	0	1	5-7	10-8	5	4.13
Mar 20	NEW ORLEANS	7.0	10	7	7	4	5	2	0	0	0	0	0	1	0	22-7	11-8	5	4.34
*Mar 22	at Arkansas State	8.0	7	6	4	7	9	0	0	0	1	1	1	1	0	0-6	11-9	5	4.34
*Mar 23	at Arkansas State	9.0	8	6	6	6	10	1	1	0	2	0	1	1	0	11-6	12-9	6	4.43
*Mar 24	at Arkansas State	8.0	9	8	5	5	6	0	1	0	1	0	2	0	0	1-8	12-10	6	4.48
Mar 26	SE LOUISIANA	9.0	2	1	0	0	10	0	0	0	0	0	1	0	0	0-1	12-11	6	4.28
*Mar 29	at UT Arlington	8.0	10	6	5	6	7	1	0	0	0	0	1	2	0	3-6	12-12	6	4.33
*Mar 30	at UT Arlington	8.0	11	9	9	6	7	4	0	0	0	0	2	0	0	7-9	12-13	6	4.54
*Mar 31	at UT Arlington	8.0	10	11	9	8	6	5	2	0	0	0	1	0	0	5-11	12-14	6	4.74
Apr 02	at Southern Miss	9.0	6	6	6	7	8	2	0	1	1	0	0	1	0	15-6	13-14	6	4.79
Apr 03	at LSU	8.0	6	2	2	9	3	0	0	0	1	0	0	2	1	0-2	13-15	6	4.71
*Apr 06	COASTAL CAROLINA	9.0	13	9	6	4	8	3	0	3	1	0	2	0	0	4-9	13-16	6	4.75
*Apr 06	COASTAL CAROLINA	9.0	11	4	4	3	8	1	1	2	0	0	0	2	0	8-4	14-16	7	4.73
*Apr 07	COASTAL CAROLINA	9.0	14	14	9	5	9	3	0	3	1	0	2	1	0	5-14	14-17	7	4.87
Totals		268.0	259	170	145	156	258	52	11	20	21	3	27	25	3	188-170	14-17	7	4.87



2019 South Alabama Baseball
Miscellaneous Stats for South Alabama (as of Apr 08, 2019)
(All games)



Multiple Hit Games	2	3	4	5+	Total
34 Wilson, Ethan	7	4	-	-	11
14 Perkins, Carter	10	-	-	-	10
15 DeLaTorre, Kaleb	4	4	-	-	8
37 Shell, Bennett	2	3	1	-	6
38 Davis, Wells	4	-	-	-	4
25 Sandle, Michael	3	-	-	1	4
31 Aberouette, Felix	2	1	-	-	3
6 Montiel, Santi	3	-	-	-	3
44 Auerbach, Brandon	2	-	-	-	2
24 Paparella, Eddie	2	-	-	-	2
9 Dailey, Dakota	1	1	-	-	2
2 Lewis, Nick	1	-	-	-	1
23 Thomas, Colton	1	-	-	-	1
TEAM	42	13	1	1	57

Multiple RBI Games	2	3	4	5+	Total
34 Wilson, Ethan	4	2	2	-	8
38 Davis, Wells	4	1	-	-	5
14 Perkins, Carter	4	1	-	-	5
31 Aberouette, Felix	-	3	1	-	4
25 Sandle, Michael	2	-	-	2	4
15 DeLaTorre, Kaleb	-	4	-	-	4
37 Shell, Bennett	4	-	-	-	4
24 Paparella, Eddie	1	2	-	-	3
9 Dailey, Dakota	1	-	1	-	2
44 Auerbach, Brandon	2	-	-	-	2
2 Lewis, Nick	1	-	-	-	1
6 Montiel, Santi	1	-	-	-	1
TEAM	24	13	4	2	43

Hitting Streaks	Longest	Current
25 Sandle, Michael	6	-
34 Wilson, Ethan	6	3
15 DeLaTorre, Kaleb	5	3
38 Davis, Wells	5	1
14 Perkins, Carter	5	2
6 Montiel, Santi	5	-
24 Paparella, Eddie	4	-
37 Shell, Bennett	4	2
2 Lewis, Nick	4	4
31 Aberouette, Felix	4	-
44 Auerbach, Brandon	2	-
20 Powers, Reid	2	2
23 Thomas, Colton	2	-
9 Dailey, Dakota	2	-

Reached Base Streaks	Longest	Current
34 Wilson, Ethan	15	3
6 Montiel, Santi	13	-
15 DeLaTorre, Kaleb	12	3
14 Perkins, Carter	8	4
25 Sandle, Michael	7	7
38 Davis, Wells	7	1
44 Auerbach, Brandon	7	-
31 Aberouette, Felix	7	-
37 Shell, Bennett	6	2
2 Lewis, Nick	5	4
9 Dailey, Dakota	4	-
24 Paparella, Eddie	4	-
23 Thomas, Colton	3	-
20 Powers, Reid	2	2
22 Stokes, Hunter	1	-



2019 South Alabama Baseball
Miscellaneous Stats for South Alabama (as of Apr 08, 2019)
(All games)



Starting Lineup By Position
(Team W-L record when starter)

PITCHER:		
11 Booker, JoJo	8	(4-4)
17 Yarborough, Caleb	8	(3-5)
8 Nightengale, Drake	7	(3-4)
30 Proctor, Jared	4	(2-2)
32 McBride, Patrick	2	(0-2)
18 Dalton, Jase	1	(1-0)
33 Perez, Tyler	1	(1-0)
CATCHER:		
14 Perkins, Carter	21	(8-13)
31 Aberouette, Felix	10	(6-4)
FIRST BASE:		
38 Davis, Wells	31	(14-17)
SECOND BASE:		
44 Auerbach, Brandon	20	(10-10)
9 Dailey, Dakota	9	(4-5)
22 Stokes, Hunter	2	(0-2)
THIRD BASE:		
15 DeLaTorre, Kaleb	31	(14-17)
SHORTSTOP:		
6 Montiel, Santi	31	(14-17)
LEFT FIELD:		
34 Wilson, Ethan	31	(14-17)
CENTER FIELD:		
25 Sandle, Michael	17	(7-10)
2 Lewis, Nick	11	(7-4)
23 Thomas, Colton	2	(0-2)
37 Shell, Bennett	1	(0-1)
RIGHT FIELD:		
37 Shell, Bennett	25	(11-14)
25 Sandle, Michael	4	(2-2)
23 Thomas, Colton	2	(1-1)
DESIGNATED HITTER:		
31 Aberouette, Felix	10	(5-5)
23 Thomas, Colton	9	(3-6)
14 Perkins, Carter	8	(5-3)
24 Paparella, Eddie	4	(1-3)

Starting Lineup By Lineup Spot
(Team W-L record when starter)

LEADOFF:		
37 Shell, Bennett	19	(10-9)
6 Montiel, Santi	7	(3-4)
34 Wilson, Ethan	4	(0-4)
25 Sandle, Michael	1	(1-0)
2ND SPOT:		
34 Wilson, Ethan	23	(13-10)
14 Perkins, Carter	4	(1-3)
6 Montiel, Santi	3	(0-3)
23 Thomas, Colton	1	(0-1)
3RD SPOT:		
15 DeLaTorre, Kaleb	10	(5-5)
38 Davis, Wells	9	(5-4)
25 Sandle, Michael	5	(2-3)
14 Perkins, Carter	4	(1-3)
34 Wilson, Ethan	3	(1-2)
CLEANUP:		
14 Perkins, Carter	20	(11-9)
15 DeLaTorre, Kaleb	4	(1-3)
31 Aberouette, Felix	3	(1-2)
24 Paparella, Eddie	3	(1-2)
34 Wilson, Ethan	1	(0-1)
5TH SPOT:		
38 Davis, Wells	16	(8-8)
15 DeLaTorre, Kaleb	8	(3-5)
31 Aberouette, Felix	5	(3-2)
14 Perkins, Carter	1	(0-1)
24 Paparella, Eddie	1	(0-1)
6TH SPOT:		
31 Aberouette, Felix	10	(7-3)
23 Thomas, Colton	5	(3-2)
38 Davis, Wells	4	(1-3)
25 Sandle, Michael	3	(0-3)
6 Montiel, Santi	3	(0-3)
15 DeLaTorre, Kaleb	3	(2-1)
2 Lewis, Nick	3	(1-2)
7TH SPOT:		
6 Montiel, Santi	16	(11-5)
37 Shell, Bennett	4	(1-3)
23 Thomas, Colton	4	(0-4)
15 DeLaTorre, Kaleb	2	(1-1)
38 Davis, Wells	2	(0-2)
31 Aberouette, Felix	1	(0-1)
2 Lewis, Nick	1	(1-0)
25 Sandle, Michael	1	(0-1)
8TH SPOT:		
25 Sandle, Michael	10	(5-5)
2 Lewis, Nick	7	(5-2)
15 DeLaTorre, Kaleb	4	(2-2)
23 Thomas, Colton	3	(1-2)
37 Shell, Bennett	3	(0-3)
6 Montiel, Santi	2	(0-2)
9 Dailey, Dakota	1	(1-0)
31 Aberouette, Felix	1	(0-1)
9TH SPOT:		
44 Auerbach, Brandon	20	(10-10)
9 Dailey, Dakota	8	(3-5)
22 Stokes, Hunter	2	(0-2)
25 Sandle, Michael	1	(1-0)



STARTERS SUMMARY

[illegible]



2019 South Alabama Baseball
Season Game Highs for South Alabama (as of Apr 08, 2019)
(All games)

TEAM GAME HIGHS

Batting

At bats:	42	-	at Southern Miss (Apr 02, 2019)
Runs scored:	22	-	vs New Orleans (Mar 20, 2019)
Hits:	18	-	vs New Orleans (Mar 20, 2019)
RBI's:	18	-	vs New Orleans (Mar 20, 2019)
Doubles:	5	-	vs Sacred Heart (Mar 09, 2019)
	5	-	at Southern Miss (Apr 02, 2019)
Triples:	1	-	(8 times)
Home runs:	3	-	vs Texas State (Mar 15, 2019)
Total bases:	25	-	vs New Orleans (Mar 20, 2019)
Walks:	16	-	vs Sacred Heart (Mar 08, 2019)
Strikeouts:	17	-	vs Alabama (Mar 02, 2019)
Sac hits:	4	-	vs Tennessee Tech (Feb 24, 2019)
Sac flies:	2	-	(4 times)
Stolen bases:	3	-	at Southern Miss (Apr 02, 2019)
Hit by pitch:	4	-	vs New Orleans (Mar 20, 2019)
Caught stealing:	1	-	(6 times)
Runners LOB:	14	-	vs Tennessee Tech (Feb 24, 2019)
Hit into DP:	2	-	(4 times)

Fielding

Putouts:	27	-	(21 times)
Assists:	15	-	at Southern Miss (Apr 02, 2019)
Errors:	4	-	vs Auburn (Mar 12, 2019)
Passed balls:	1	-	(5 times)
DPs turned:	2	-	(6 times)

Pitching

Innings pitched:	9.0	-	(21 times)
Runs allowed:	14	-	vs Coastal Carolina (Apr 07, 2019)
Earned runs:	9	-	(4 times)
Walks allowed:	12	-	at Clemson (Feb 16, 2019)
Strikeouts:	16	-	vs Tennessee Tech (Feb 23, 2019)
Hits allowed:	15	-	vs Alabama (Mar 02, 2019)
Doubles allowed:	5	-	vs Alabama (Mar 02, 2019)
	5	-	at UT Arlington (Mar 31, 2019)
Triples allowed:	2	-	at UT Arlington (Mar 31, 2019)
Homers allowed:	3	-	vs Alabama (Mar 02, 2019)
	3	-	vs Coastal Carolina (Apr 06, 2019)
	3	-	vs Coastal Carolina (Apr 07, 2019)
Wild pitches:	2	-	(5 times)
Hit batters:	2	-	(8 times)



2019 South Alabama Baseball
Season Game Highs for South Alabama (as of Apr 08, 2019)
(All games)



INDIVIDUAL GAME HIGHS

Batting

At bats:	6	-	Dailey, Dakota at Southern Miss (Apr 02, 2019)
Runs scored:	3	-	(16 times)
Hits:	5	-	Sandle, Michael vs New Orleans (Mar 20, 2019)
RBIs:	7	-	Sandle, Michael vs New Orleans (Mar 20, 2019)
Doubles:	2	-	Davis, Wells at New Orleans (Mar 19, 2019)
	2	-	Wilson, Ethan vs Coastal Carolina (Apr 07, 2019)
Triples:	1	-	(8 times)
Home runs:	2	-	Sandle, Michael at Arkansas State (Mar 23, 2019)
Total bases:	9	-	DeLaTorre, Kaleb vs Texas State (Mar 15, 2019)
	9	-	Sandle, Michael vs New Orleans (Mar 20, 2019)
Walks:	4	-	Montiel, Santi at Arkansas State (Mar 23, 2019)
Strikeouts:	4	-	Montiel, Santi vs Auburn (Mar 12, 2019)
Sac hits:	2	-	Sandle, Michael vs Tennessee Tech (Feb 24, 2019)
	2	-	Auerbach, Brandon vs Tennessee Tech (Feb 24, 2019)
Sac flies:	2	-	Sandle, Michael vs Sacred Heart (Mar 08, 2019)
Stolen bases:	1	-	(12 times)
Hit by pitch:	1	-	(28 times)
Caught stealing:	1	-	(6 times)
Runners LOB:	5	-	(4 times)

Fielding

Putouts:	14	-	Aberouette, Felix at Clemson (Feb 16, 2019)
Assists:	6	-	Auerbach, Brandon vs Sacred Heart (Mar 08, 2019)
Errors:	1	-	(31 times)
Passed balls:	1	-	(5 times)

Pitching

Innings pitched:	6.1	-	Booker, JoJo vs Sacred Heart (Mar 08, 2019)
Runs allowed:	7	-	Yarborough, Caleb at Arkansas State (Mar 24, 2019)
	7	-	Yarborough, Caleb vs Coastal Carolina (Apr 07, 2019)
Earned runs:	6	-	Nightengale, Drake vs Texas State (Mar 15, 2019)
	6	-	McBride, Patrick at New Orleans (Mar 19, 2019)
Walks allowed:	7	-	Nightengale, Drake vs Alabama (Mar 01, 2019)
Strikeouts:	10	-	Booker, JoJo vs Tennessee Tech (Feb 23, 2019)
Hits allowed:	9	-	Booker, JoJo vs Alabama (Mar 02, 2019)
	9	-	Booker, JoJo at UT Arlington (Mar 29, 2019)
Doubles allowed:	4	-	Booker, JoJo vs Alabama (Mar 02, 2019)
Triples allowed:	1	-	(11 times)
Homers allowed:	2	-	Perez, Tyler vs Coastal Carolina (Apr 06, 2019)
	2	-	Michael, Noah vs Coastal Carolina (Apr 07, 2019)
Wild pitches:	2	-	Booker, JoJo vs Tennessee Tech (Feb 23, 2019)
	2	-	Marra, Michael vs Sacred Heart (Mar 08, 2019)
	2	-	Nightengale, Drake vs Texas State (Mar 15, 2019)
Hit batters:	2	-	Nightengale, Drake at Clemson (Feb 15, 2019)
	2	-	Booker, JoJo at Clemson (Feb 16, 2019)



2019 South Alabama Baseball
Conference statistics for South Alabama (as of Apr 07, 2019)
(Sun Belt games only Sorted by Batting avg)



Record: 4-8 Home: 3-3 Away: 1-5 Sun Belt: 4-8

Player	avg	gp-gs	ab	r	h	2b	3b	hr	rbi	tb	slg%	bb	hp	so	gdp	ob%	sf	sh	sb-att	po	a	e	fld%
15 DeLaTorre, Kaleb	.326	12-12	46	8	15	2	1	2	5	25	.543	5	0	7	1	.392	0	1	0-0	12	18	2	.938
14 Perkins, Carter	.275	10-10	40	3	11	1	0	0	7	12	.300	3	0	5	1	.326	0	0	0-0	57	5	0	1.000
37 Shell, Bennett	.250	11-10	36	6	9	1	0	1	5	13	.361	4	0	12	1	.325	0	2	0-1	21	0	0	1.000
25 Sandle, Michael	.237	11-11	38	6	9	2	0	2	9	17	.447	6	2	4	1	.370	0	0	0-0	24	1	0	1.000
34 Wilson, Ethan	.224	12-12	49	9	11	4	0	1	4	18	.367	5	1	11	1	.309	0	0	1-2	27	1	1	.966
6 Montiel, Santi	.205	12-12	39	5	8	0	0	1	3	11	.282	10	1	10	0	.373	1	0	0-1	21	25	3	.939
38 Davis, Wells	.178	12-12	45	2	8	0	0	1	5	11	.244	4	0	10	0	.245	0	0	0-0	75	10	2	.977

20 Powers, Reid	.667	4-0	3	1	2	1	0	0	0	3	1.000	0	0	0	0	.667	0	0	0-0	4	0	0	1.000
24 Paparella, Eddie	.273	8-4	22	4	6	0	0	2	9	12	.545	2	0	10	0	.333	0	0	0-0	0	0	0	.000
2 Lewis, Nick	.267	8-3	15	2	4	0	0	0	0	4	.267	1	1	3	1	.353	0	0	0-0	14	1	0	1.000
23 Thomas, Colton	.250	8-5	12	0	3	0	0	0	1	3	.250	3	2	7	0	.471	0	1	0-0	0	0	0	.000
9 Dailey, Dakota	.200	9-3	15	4	3	0	1	0	2	5	.333	1	1	4	0	.294	0	0	0-0	7	6	1	.929
44 Auerbach, Brandon	.190	9-9	21	5	4	0	0	0	1	4	.190	5	1	6	1	.370	0	2	0-0	12	21	4	.892
31 Aberouette, Felix	.118	7-5	17	2	2	0	0	0	3	2	.118	1	0	5	0	.158	1	1	0-0	28	0	0	1.000
Totals	.239	12	398	57	95	11	2	10	54	140	.352	50	9	94	7	.336	2	7	1-4	309	95	13	.969
Opponents	.298	12	410	88	122	22	6	8	84	180	.439	64	14	91	10	.400	12	5	20-22	315	113	17	.962

LOB - Team (94), Opp (108). DPs turned - Team (10), Opp (10).

(Sun Belt games only Sorted by Earned run avg)

Player	era	w-l	app	gs	cg	sho	sv	ip	h	r	er	bb	so	2b	3b	hr	b/avg	wp	hp	bk	sfa	sha
11 Booker, JoJo	2.82	2-1	4	4	0	0/1	0	22.1	24	11	7	14	20	2	0	1	.276	2	1	0	0	0
17 Yarborough, Caleb	5.21	0-3	4	4	0	0/0	0	19.0	21	21	11	8	11	3	0	0	.263	2	3	0	2	1
8 Nightengale, Drake	11.37	0-2	4	3	0	0/0	0	12.2	18	18	16	12	12	2	1	1	.360	3	3	2	3	2

40 Lambert, Chase	0.00	0-0	1	0	0	0/1	0	0.1	2	0	0	0	0	0	0	0	.667	0	0	0	0	0
13 Greene, Zach	1.08	0-0	5	0	0	0/1	4	8.1	7	1	1	0	16	2	0	0	.219	0	0	0	0	0
32 McBride, Patrick	3.00	0-0	1	0	0	0/0	0	3.0	1	1	1	1	3	0	0	0	.111	0	1	0	0	0
33 Perez, Tyler	3.86	0-0	4	1	0	0/0	0	11.2	12	5	5	7	9	1	1	2	.273	0	0	0	1	1
43 Cheatwood, Joel	4.05	1-0	3	0	0	0/0	0	6.2	5	3	3	3	5	1	1	0	.200	0	1	0	0	0
10 DeSantis, Nick	6.35	1-1	5	0	0	0/0	0	5.2	10	4	4	3	4	3	0	1	.400	0	2	0	1	0
39 Michael, Noah	6.75	0-0	1	0	0	0/0	0	2.2	4	2	2	1	3	1	0	2	.364	0	0	0	1	0
47 Harlan, Zach	10.80	0-0	2	0	0	0/0	0	1.2	2	2	2	2	2	0	0	0	.333	0	0	0	1	0
19 Arguelles, Andy	12.60	0-0	4	0	0	0/0	0	5.0	6	7	7	5	3	2	2	1	.333	1	1	0	2	0
36 Young, Zach	23.14	0-0	3	0	0	0/0	0	2.1	5	6	6	4	2	3	0	0	.455	1	1	0	1	0
21 Phillips, Hunter	27.00	0-0	2	0	0	0/0	0	0.2	2	2	2	1	0	1	0	0	.500	1	1	0	0	0
28 Trussell, Tyler	40.50	0-0	1	0	0	0/0	0	0.2	2	3	3	2	1	1	1	0	.500	0	0	0	0	0
18 Dalton, Jase	54.00	0-1	1	0	0	0/0	0	0.1	1	2	2	1	0	0	0	0	1.000	0	0	0	0	1
Totals	6.20	4-8	12	12	0	1/1	4	103.0	122	88	71	64	91	22	6	8	.298	10	14	2	12	5
Opponents	4.29	8-4	12	12	2	1/1	2	105.0	95	57	50	50	94	11	2	10	.239	6	9	1	2	7

PB - Team (2), Perkins 2, Opp (2). SBA/ATT - Perkins (12-13), Aberouette (7-7), Booker (5-6), Yarborough (3-3), Nightengale (3-3), Arguelles (1-2), Greene (2-2), Perez (2-2), Trussell (1-1), McBride (1-1), Powers (1-1), Young (1-1), Harlan (1-1).

2019 South Alabama Baseball
Individual Game-by-Game for South Alabama (as of Apr 07, 2019)

#31 Aberouette, Felix - 24 games (All games)

Date	Opponent	Pos	AB	R	H	RBI	2B	3B	HR	BB	SB	CS	HBP	SAC	SF	GDP	K	PO	A	E	Avg
Feb 15	at Clemson	ph	1	0	0	0	0	0	0	0	0	0	0	0	0	0	0	0	0	0	.000
Feb 16	at Clemson-1	ph/dh	2	0	0	0	0	0	0	0	0	0	0	0	0	0	1	0	0	0	.000
Feb 16	at Clemson-2	*c	4	1	2	3	1	0	1	0	0	0	0	0	0	0	1	14	1	0	.286
Feb 23	TENNESSEE TECH-1	*dh	2	0	0	0	0	0	0	2	0	0	0	0	0	0	1	0	0	0	.222
Feb 23	TENNESSEE TECH-2	*c	4	1	3	4	0	0	1	0	0	0	0	0	0	0	1	11	0	0	.385
Feb 24	TENNESSEE TECH	*dh	4	0	1	0	0	0	0	1	0	0	0	0	0	0	1	0	0	0	.353
Mar 01	ALABAMA	*dh	4	0	0	0	0	0	0	0	0	0	0	0	0	0	3	0	0	0	.286
Mar 02	ALABAMA-1	*dh	3	0	1	1	0	0	0	0	0	0	0	0	1	0	0	0	0	0	.292
Mar 02	ALABAMA-2	*c	2	0	0	0	0	0	0	1	0	0	0	0	0	0	1	6	1	0	.269
Mar 06	NICHOLLS STATE	*dh	4	0	0	0	0	0	0	1	0	0	0	0	0	0	1	0	0	0	.233
Mar 08	SACRED HEART-1	*dh	3	2	1	3	0	0	1	2	0	0	0	0	0	0	0	0	0	0	.242
Mar 08	SACRED HEART-2	*c	3	1	1	0	0	0	0	1	0	0	0	0	0	0	2	5	1	0	.250
Mar 09	SACRED HEART	*dh	4	0	1	1	1	0	0	0	0	0	0	0	0	0	1	0	0	0	.250
Mar 12	AUBURN	*dh	3	0	1	0	0	0	0	1	0	0	0	0	0	0	1	0	0	0	.256
Mar 17	TEXAS STATE	*c	2	0	0	1	0	0	0	0	0	0	0	1	0	0	0	4	0	0	.244
Mar 19	at New Orleans	*dh	2	0	0	0	0	0	0	0	0	0	0	0	0	0	0	0	0	0	.234
Mar 22	at Arkansas State	ph/dh	1	0	0	0	0	0	0	0	0	0	0	0	0	0	1	0	0	0	.229
Mar 23	at Arkansas State	*c	4	1	1	1	0	0	0	1	0	0	0	0	0	0	1	10	0	0	.231
Mar 29	at UT Arlington	*dh	4	1	1	0	0	0	0	0	0	0	0	0	0	0	1	0	0	0	.232
Mar 30	at UT Arlington	ph	0	0	0	1	0	0	0	0	0	0	0	0	1	0	0	0	0	0	.232
Apr 02	at Southern Miss	*c	5	1	2	3	1	0	0	1	0	0	0	0	0	0	1	8	0	0	.246
Apr 03	at LSU	*c	3	0	1	0	1	0	0	0	0	0	0	0	0	0	1	4	3	0	.250
Apr 06	COASTAL CAROLINA-	*c	4	0	0	0	0	0	0	0	0	0	0	0	0	0	1	8	0	0	.235
Apr 07	COASTAL CAROLINA	*c	2	0	0	0	0	0	0	0	0	0	0	0	0	0	1	6	0	0	.229
Totals		20gs	70	8	16	18	4	0	3	11	0	0	0	1	2	0	21	76	6	0	.229

On base pct. .325 • Slugging pct. .414

#19 Arguelles, Andy - 1 game (All games)

Date	Opponent	Pos	AB	R	H	RBI	2B	3B	HR	BB	SB	CS	HBP	SAC	SF	GDP	K	PO	A	E	Avg
Apr 03	at LSU	p	0	0	0	0	0	0	0	0	0	0	0	0	0	0	0	1	1	0	.000
Totals		0gs	0	0	0	0	0	0	0	0	0	0	0	0	0	0	0	1	1	0	.000

On base pct. .000 • Slugging pct. .000

#19 Arguelles, Andy - 7 appearances (All games)

Date	Opponent	GS	IP	H	R	ER	BB	SO	2B	3B	HR	WP	BK	HBP	IBB	Score	W-L	Sv	ERA	NP
Mar 02	ALABAMA-1		1.2	1	0	0	1	2	0	0	0	0	0	0	0	5-10	0-0	0	0.00	30
Mar 08	SACRED HEART-2		1.1	0	0	0	1	1	0	0	0	0	0	0	0	12-2	0-0	0	0.00	27
Mar 15	TEXAS STATE		0.2	0	1	1	2	1	0	0	0	0	0	0	0	10-7	0-0	0	2.45	21
Mar 23	at Arkansas State		1.2	2	3	3	2	0	1	1	0	1	0	0	0	11-6	0-0	0	6.75	32
Mar 31	at UT Arlington		2.1	3	2	2	1	1	1	1	0	0	0	0	0	5-11	0-0	0	7.04	36
Apr 03	at LSU		1.1	2	1	1	1	1	0	0	0	0	0	0	0	0-2	0-1	0	7.00	29
Apr 07	COASTAL CAROLINA		0.1	1	1	1	0	1	0	0	1	0	0	1	0	5-14	0-1	0	7.71	10
Totals		0	9.1	9	8	8	8	7	2	2	1	1	0	1	0	48-52	0-1	0	7.71	-

2019 South Alabama Baseball
Individual Game-by-Game for South Alabama (as of Apr 07, 2019)

#44 Auerbach, Brandon - 21 games (All games)

Date	Opponent	Pos	AB	R	H	RBI	2B	3B	HR	BB	SB	CS	HBP	SAC	SF	GDP	K	PO	A	E	Avg
Feb 23	TENNESSEE TECH-1	ph/3b	1	0	0	0	0	0	0	0	0	0	0	0	0	0	0	0	0	0	.000
Feb 23	TENNESSEE TECH-2	*2b	4	0	1	0	0	0	0	0	0	0	0	0	0	0	2	0	3	0	.200
Feb 24	TENNESSEE TECH	*2b	2	2	1	2	0	0	0	0	0	0	1	2	0	0	0	2	3	0	.286
Mar 01	ALABAMA	*2b	3	0	0	0	0	0	0	0	0	0	0	0	0	0	2	0	1	1	.200
Mar 06	NICHOLLS STATE	*2b	2	0	0	0	0	0	0	1	0	0	0	1	0	0	0	3	1	0	.167
Mar 08	SACRED HEART-1	*2b/ss	2	2	2	1	0	0	0	3	1	0	0	0	0	0	0	2	2	0	.286
Mar 08	SACRED HEART-2	*2b	3	1	0	0	0	0	0	1	0	0	0	0	0	0	1	2	6	0	.235
Mar 09	SACRED HEART	*2b	1	2	1	2	1	0	0	2	0	0	0	0	0	0	0	3	0	0	.278
Mar 12	AUBURN	*2b	3	0	0	0	0	0	0	1	0	0	0	0	0	0	1	0	4	0	.238
Mar 15	TEXAS STATE	*2b	3	1	0	0	0	0	0	0	0	0	1	0	0	0	1	2	0	0	.208
Mar 16	TEXAS STATE	*2b	2	0	1	0	0	0	0	0	0	0	0	1	0	0	0	2	2	1	.231
Mar 17	TEXAS STATE	*2b	2	0	0	0	0	0	0	0	0	0	0	1	0	0	2	2	3	1	.214
Mar 19	at New Orleans	*2b	3	1	0	0	0	0	0	0	0	0	1	0	0	0	0	2	0	0	.194
Mar 20	NEW ORLEANS	*2b	2	2	1	1	0	0	0	1	0	0	0	0	1	0	0	1	1	0	.212
Mar 22	at Arkansas State	*2b	2	0	0	0	0	0	0	1	0	0	0	0	0	0	1	1	3	0	.200
Mar 23	at Arkansas State	*2b	3	2	0	0	0	0	0	2	0	0	0	0	0	1	0	2	4	0	.184
Mar 24	at Arkansas State	*2b	2	0	0	0	0	0	0	0	0	0	0	0	0	0	1	1	4	0	.175
Mar 26	SE LOUISIANA	*2b	3	0	0	0	0	0	0	0	0	0	0	0	0	0	1	1	0	0	.163
Mar 29	at UT Arlington	*2b	2	0	1	0	0	0	0	1	0	0	0	0	0	0	0	1	2	1	.178
Mar 30	at UT Arlington	*2b	4	2	2	1	0	0	0	1	0	0	0	0	0	0	1	1	2	0	.204
Mar 31	at UT Arlington	*2b	1	0	0	0	0	0	0	0	0	0	0	0	0	0	0	1	1	1	.200
Totals		20gs	50	15	10	7	1	0	0	14	1	0	3	5	1	1	13	28	42	5	.200

On base pct. .397 • Slugging pct. .220

#11 Booker, JoJo - 5 games (All games)

Date	Opponent	Pos	AB	R	H	RBI	2B	3B	HR	BB	SB	CS	HBP	SAC	SF	GDP	K	PO	A	E	Avg
Mar 02	ALABAMA-1	*p	0	0	0	0	0	0	0	0	0	0	0	0	0	0	0	0	1	0	.000
Mar 08	SACRED HEART-2	*p	0	0	0	0	0	0	0	0	0	0	0	0	0	0	0	0	1	0	.000
Mar 16	TEXAS STATE	*p	0	0	0	0	0	0	0	0	0	0	0	0	0	0	0	0	1	0	.000
Mar 29	at UT Arlington	*p	0	0	0	0	0	0	0	0	0	0	0	0	0	0	0	1	0	0	.000
Apr 06	COASTAL CAROLINA	*p	0	0	0	0	0	0	0	0	0	0	0	0	0	0	0	1	1	0	.000
Totals		5gs	0	0	0	0	0	0	0	0	0	0	0	0	0	0	0	2	4	0	.000

On base pct. .000 • Slugging pct. .000

#11 Booker, JoJo - 8 appearances (All games)

Date	Opponent	GS	IP	H	R	ER	BB	SO	2B	3B	HR	WP	BK	HBP	IBB	Score	W-L	Sv	ERA	NP
Feb 16	at Clemson-1	*	4.1	3	3	3	6	2	1	0	0	0	0	2	0	2-7	0-1	0	6.23	-
Feb 23	TENNESSEE TECH-2	*	4.1	4	3	3	5	10	2	0	0	2	0	0	0	7-3	0-1	0	6.23	83
Mar 02	ALABAMA-1	*	4.1	9	3	2	1	5	4	0	1	1	0	0	0	5-10	0-2	0	5.54	92
Mar 08	SACRED HEART-2	*	6.1	2	2	2	3	4	0	0	0	0	0	0	0	12-2	1-2	0	4.66	71
Mar 16	TEXAS STATE	*	6.0	4	0	0	3	4	0	0	0	0	0	0	0	1-0	2-2	0	3.55	103
Mar 23	at Arkansas State	*	6.0	4	2	2	3	7	0	0	0	1	0	0	0	11-6	3-2	0	3.45	102
Mar 29	at UT Arlington	*	5.0	9	5	4	5	4	1	0	0	0	0	0	0	3-6	3-3	0	3.96	96
Apr 06	COASTAL CAROLINA	*	5.1	7	4	1	3	5	1	0	1	1	0	1	0	4-9	3-3	0	3.67	107
Totals		8	41.2	42	22	17	29	41	9	0	2	5	0	3	0	45-43	3-3	0	3.67	-

#43 Cheatwood, Joel - 2 games (All games)

Date	Opponent	Pos	AB	R	H	RBI	2B	3B	HR	BB	SB	CS	HBP	SAC	SF	GDP	K	PO	A	E	Avg
Mar 30	at UT Arlington	p	0	0	0	0	0	0	0	0	0	0	0	0	0	0	0	1	0	0	.000
Apr 02	at Southern Miss	p	0	0	0	0	0	0	0	0	0	0	0	0	0	0	0	0	1	0	.000
Totals		0gs	0	0	0	0	0	0	0	0	0	0	0	0	0	0	0	1	1	0	.000

On base pct. .000 • Slugging pct. .000

2019 South Alabama Baseball
Individual Game-by-Game for South Alabama (as of Apr 07, 2019)

#43 Cheatwood, Joel - 8 appearances (All games)

Date	Opponent	GS	IP	H	R	ER	BB	SO	2B	3B	HR	WP	BK	HBP	IBB	Score	W-L	Sv	ERA	NP
Feb 16	at Clemson-1		0.1	1	2	2	1	0	0	0	1	0	0	0	0	2-7	0-0	0	54.00	-
Feb 23	TENNESSEE TECH-2		1.0	1	0	0	0	1	0	0	0	0	0	0	0	7-3	0-0	0	13.50	17
Mar 02	ALABAMA-1		0.0	1	2	2	0	0	0	0	1	0	0	1	0	5-10	0-0	0	27.00	9
Mar 19	at New Orleans		0.2	2	0	0	0	2	0	0	0	0	0	0	0	5-7	0-0	0	18.00	18
Mar 22	at Arkansas State		3.0	2	1	1	2	4	0	0	0	0	0	0	0	0-6	0-0	0	9.00	57
Mar 30	at UT Arlington		2.0	0	1	1	1	0	0	0	0	0	0	1	0	7-9	0-0	0	7.71	42
Apr 02	at Southern Miss		3.2	3	0	0	2	2	1	0	0	0	0	0	0	15-6	0-0	0	5.06	71
Apr 06	COASTAL CAROLINA-		1.2	3	1	1	0	1	1	1	0	0	0	0	0	8-4	1-0	0	5.11	31
Totals		0	12.1	13	7	7	6	10	2	1	2	0	0	2	0	49-52	1-0	0	5.11	-

#9 Dailey, Dakota - 20 games (All games)

Date	Opponent	Pos	AB	R	H	RBI	2B	3B	HR	BB	SB	CS	HBP	SAC	SF	GDP	K	PO	A	E	Avg
Feb 15	at Clemson	ph/2b	1	0	0	0	0	0	0	0	0	0	0	0	0	0	1	0	0	0	.000
Feb 16	at Clemson-1	ph/2b	1	0	0	0	0	0	0	0	0	0	0	0	0	0	0	0	0	0	.000
Feb 16	at Clemson-2	*2b	2	0	0	0	0	0	0	0	0	0	0	0	0	0	2	3	2	0	.000
Feb 23	TENNESSEE TECH-1	*2b	3	1	0	0	0	0	0	1	1	0	0	0	0	0	1	2	0	0	.000
Mar 02	ALABAMA-1	*2b	3	0	1	0	0	0	0	0	0	0	1	0	0	0	1	0	4	0	.100
Mar 02	ALABAMA-2	*2b	3	0	1	0	0	0	0	0	0	0	0	0	0	0	1	0	4	0	.154
Mar 08	SACRED HEART-1	2b	2	0	0	0	0	0	0	0	0	0	0	0	0	0	0	0	1	0	.133
Mar 09	SACRED HEART	ph/2b	1	0	0	0	0	0	0	0	0	0	0	0	0	0	0	0	0	0	.125
Mar 17	TEXAS STATE	ph	1	0	0	0	0	0	0	0	0	0	0	0	0	0	0	0	0	0	.118
Mar 20	NEW ORLEANS	ph/2b	1	0	0	0	0	0	0	0	0	0	0	0	0	0	0	0	0	0	.111
Mar 22	at Arkansas State	ph/ss	1	0	0	0	0	0	0	0	0	0	0	0	0	0	1	0	0	0	.105
Mar 24	at Arkansas State	2b	0	0	0	0	0	0	0	0	0	0	1	0	0	0	0	0	0	0	.105
Mar 29	at UT Arlington	pr	0	0	0	0	0	0	0	0	0	0	0	0	0	0	0	0	0	0	.105
Mar 30	at UT Arlington	3b	1	0	1	0	0	0	0	0	0	0	0	0	0	0	0	0	0	0	.150
Mar 31	at UT Arlington	2b	3	1	0	0	0	0	0	0	0	0	0	0	0	0	0	1	1	0	.130
Apr 02	at Southern Miss	*2b	6	1	3	4	1	0	0	0	0	0	0	0	0	0	3	5	1	0	.207
Apr 03	at LSU	*2b	3	0	1	0	0	0	0	0	0	0	0	0	0	0	0	2	1	0	.219
Apr 06	COASTAL CAROLINA	*2b	3	1	0	0	0	0	0	1	0	0	0	0	0	0	0	1	0	0	.200
Apr 06	COASTAL CAROLINA-	*2b	4	2	2	2	0	1	0	0	0	0	0	0	0	0	1	3	4	0	.231
Apr 07	COASTAL CAROLINA	*2b	2	0	0	0	0	0	0	0	0	0	0	0	0	0	2	2	1	1	.220
Totals		9gs	41	6	9	6	1	1	0	2	1	0	2	0	0	0	10	17	23	2	.220

On base pct. .289 • Slugging pct. .293

#18 Dalton, Jase - 3 games (All games)

Date	Opponent	Pos	AB	R	H	RBI	2B	3B	HR	BB	SB	CS	HBP	SAC	SF	GDP	K	PO	A	E	Avg
Feb 16	at Clemson-2	p	0	0	0	0	0	0	0	0	0	0	0	0	0	0	0	1	0	0	.000
Mar 12	AUBURN	p	0	0	0	0	0	0	0	0	0	0	0	0	0	0	0	1	0	0	.000
Mar 17	TEXAS STATE	p	0	0	0	0	0	0	0	0	0	0	0	0	0	0	0	1	0	0	.000
Totals		0gs	0	0	0	0	0	0	0	0	0	0	0	0	0	0	0	2	1	0	.000

On base pct. .000 • Slugging pct. .000

#18 Dalton, Jase - 6 appearances (All games)

Date	Opponent	GS	IP	H	R	ER	BB	SO	2B	3B	HR	WP	BK	HBP	IBB	Score	W-L	Sv	ERA	NP
Feb 16	at Clemson-2		2.0	3	2	2	1	2	1	0	1	0	0	1	0	4-3	1-0	0	9.00	-
Feb 23	TENNESSEE TECH-1		1.0	3	1	1	1	2	1	0	1	0	0	0	0	8-1	1-0	0	9.00	28
Mar 02	ALABAMA-2		4.1	4	0	0	1	4	1	0	0	1	0	1	0	1-6	1-0	0	3.68	68
Mar 12	AUBURN		4.2	3	2	2	1	4	0	1	0	0	0	0	0	2-6	1-0	0	3.75	73
Mar 17	TEXAS STATE		0.1	1	2	2	1	0	0	0	0	0	0	0	0	2-8	1-1	0	5.11	10
Mar 20	NEW ORLEANS	*	2.1	4	5	5	3	2	1	0	0	0	0	0	0	22-7	1-1	0	7.36	50
Totals		1	14.2	18	12	12	8	14	4	1	2	1	0	2	0	39-31	1-1	0	7.36	-

2019 South Alabama Baseball
Individual Game-by-Game for South Alabama (as of Apr 07, 2019)

#38 Davis, Wells - 31 games (All games)

Date	Opponent	Pos	AB	R	H	RBI	2B	3B	HR	BB	SB	CS	HBP	SAC	SF	GDP	K	PO	A	E	Avg
Feb 15	at Clemson	*1b	3	1	1	1	0	0	1	1	0	0	0	0	0	0	1	9	0	0	.333
Feb 16	at Clemson-1	*1b	4	1	1	2	0	0	1	0	0	0	0	0	0	0	3	3	0	0	.286
Feb 16	at Clemson-2	*1b	3	1	0	0	0	0	0	0	0	0	1	0	0	0	2	4	1	0	.200
Feb 23	TENNESSEE TECH-1	*1b	5	1	1	1	0	0	1	0	0	0	0	0	0	0	2	8	0	0	.200
Feb 23	TENNESSEE TECH-2	*1b	3	0	1	0	0	0	0	1	0	0	0	0	0	0	0	8	0	0	.222
Feb 24	TENNESSEE TECH	*1b	4	0	0	0	0	0	0	1	0	0	1	0	0	1	2	9	0	0	.182
Mar 01	ALABAMA	*1b	4	0	0	0	0	0	0	0	0	0	0	0	0	0	0	8	0	0	.154
Mar 02	ALABAMA-1	*1b	3	0	1	2	0	0	0	1	0	0	0	0	1	0	1	11	0	0	.172
Mar 02	ALABAMA-2	*1b	4	0	0	0	0	0	0	0	0	0	0	0	0	0	1	9	0	0	.152
Mar 06	NICHOLLS STATE	*1b	5	0	1	1	0	0	0	0	0	0	0	0	0	0	1	7	1	0	.158
Mar 08	SACRED HEART-1	*1b	4	1	2	3	1	0	0	2	0	0	0	0	0	0	1	5	0	0	.190
Mar 08	SACRED HEART-2	*1b	2	2	1	2	0	0	0	3	0	0	0	0	0	0	0	10	1	0	.205
Mar 09	SACRED HEART	*1b	4	1	1	0	0	0	0	1	0	0	0	0	0	0	0	5	0	0	.208
Mar 12	AUBURN	*1b	3	1	2	1	0	0	1	1	0	0	0	0	0	0	1	5	0	0	.235
Mar 15	TEXAS STATE	*1b	3	0	0	0	0	0	0	1	0	0	0	0	0	0	2	6	0	0	.222
Mar 16	TEXAS STATE	*1b	3	0	0	0	0	0	0	0	0	0	0	0	0	0	0	7	1	0	.211
Mar 17	TEXAS STATE	*1b	4	0	1	0	0	0	0	0	0	0	0	0	0	0	0	5	2	0	.213
Mar 19	at New Orleans	*1b	3	0	2	0	2	0	0	2	0	0	0	0	0	0	1	4	0	0	.234
Mar 20	NEW ORLEANS	*1b	3	3	0	1	0	0	0	2	0	0	0	0	0	1	1	5	0	0	.224
Mar 22	at Arkansas State	*1b	4	0	0	0	0	0	0	0	0	0	0	0	0	0	0	8	1	0	.211
Mar 23	at Arkansas State	*1b	4	1	1	1	0	0	0	1	0	0	0	0	0	0	1	4	0	0	.213
Mar 24	at Arkansas State	*1b	4	0	1	0	0	0	0	0	0	0	0	0	0	0	1	10	0	0	.215
Mar 26	SE LOUISIANA	*1b	2	0	0	0	0	0	0	1	0	0	0	0	0	0	1	9	1	0	.210
Mar 29	at UT Arlington	*1b	5	0	1	0	0	0	0	0	0	0	0	0	0	0	3	4	2	1	.209
Mar 30	at UT Arlington	*1b	5	1	2	2	0	0	1	0	0	0	0	0	0	0	0	4	2	0	.220
Mar 31	at UT Arlington	*1b	4	0	0	1	0	0	0	1	0	0	0	0	0	0	0	6	1	0	.211
Apr 02	at Southern Miss	*1b	4	2	1	0	1	0	0	1	0	0	1	0	0	0	2	10	3	0	.212
Apr 03	at LSU	*1b	4	0	0	0	0	0	0	0	0	0	0	0	0	1	2	7	1	0	.204
Apr 06	COASTAL CAROLINA	*1b	2	0	1	0	0	0	0	0	0	0	0	0	0	0	0	4	1	1	.210
Apr 06	COASTAL CAROLINA-	*1b	4	0	0	0	0	0	0	0	0	0	0	0	0	0	2	10	0	0	.202
Apr 07	COASTAL CAROLINA	*1b	3	0	1	1	0	0	0	1	0	0	0	0	0	0	1	7	0	0	.205
Totals		31qs	112	16	23	19	4	0	5	21	0	0	3	0	1	3	32	211	18	2	.205

On base pct. .343 • Slugging pct. .375

2019 South Alabama Baseball
Individual Game-by-Game for South Alabama (as of Apr 07, 2019)

#15 DeLaTorre, Kaleb - 31 games (All games)

Date	Opponent	Pos	AB	R	H	RBI	2B	3B	HR	BB	SB	CS	HBP	SAC	SF	GDP	K	PO	A	E	Avg
Feb 15	at Clemson	*3b	4	0	1	0	0	0	0	0	0	0	0	0	0	0	1	0	2	0	.250
Feb 16	at Clemson-1	*3b	4	0	0	0	0	0	0	0	0	0	0	0	0	0	1	1	1	0	.125
Feb 16	at Clemson-2	*3b	4	0	0	0	0	0	0	0	0	0	0	0	0	0	2	0	0	0	.083
Feb 23	TENNESSEE TECH-1	*3b	4	1	1	0	1	0	0	0	0	0	0	0	0	0	0	1	2	0	.125
Feb 23	TENNESSEE TECH-2	*3b	4	2	0	0	0	0	0	0	0	0	0	0	0	0	0	0	4	0	.100
Feb 24	TENNESSEE TECH	*3b	4	1	0	0	0	0	0	1	0	0	0	0	0	0	3	0	0	0	.083
Mar 01	ALABAMA	*3b	4	0	2	0	1	0	0	0	0	0	0	0	0	0	0	1	1	0	.143
Mar 02	ALABAMA-1	*3b	5	3	3	0	1	1	0	0	0	0	0	0	0	0	1	0	0	0	.212
Mar 02	ALABAMA-2	*3b	4	0	0	0	0	0	0	0	0	0	0	0	0	0	2	1	3	1	.189
Mar 06	NICHOLLS STATE	*3b	4	1	1	0	0	0	0	1	0	0	0	0	0	0	0	0	3	0	.195
Mar 08	SACRED HEART-1	*3b	5	1	1	1	0	0	0	1	0	0	0	0	0	0	0	1	1	0	.196
Mar 08	SACRED HEART-2	*3b	3	3	2	3	0	0	1	2	0	0	0	0	0	1	0	0	1	0	.224
Mar 09	SACRED HEART	*3b	3	0	1	1	1	0	0	0	0	0	1	0	1	0	0	0	2	0	.231
Mar 12	AUBURN	*3b	3	0	0	0	0	0	0	1	0	0	0	0	0	0	2	0	2	1	.218
Mar 15	TEXAS STATE	*3b	4	3	3	3	1	1	1	1	0	0	0	0	0	0	0	1	3	0	.254
Mar 16	TEXAS STATE	*3b	3	0	0	0	0	0	0	1	0	0	0	0	0	0	1	1	3	0	.242
Mar 17	TEXAS STATE	*3b	4	0	2	1	0	0	0	0	0	0	0	0	0	0	0	1	1	0	.258
Mar 19	at New Orleans	*3b	5	1	1	3	0	0	1	0	0	0	0	0	0	0	2	0	0	0	.254
Mar 20	NEW ORLEANS	*3b	3	2	3	3	1	0	0	1	0	0	1	0	0	0	0	1	0	0	.284
Mar 22	at Arkansas State	*3b	4	0	1	0	0	0	0	0	0	0	0	0	0	0	1	0	1	0	.282
Mar 23	at Arkansas State	*3b	4	0	1	0	0	0	0	0	0	0	0	1	0	0	1	1	0	0	.280
Mar 24	at Arkansas State	*3b	4	0	0	0	0	0	0	0	0	0	0	0	0	0	2	1	2	1	.267
Mar 26	SE LOUISIANA	*3b	4	0	1	0	0	0	0	0	0	0	0	0	0	0	1	0	4	0	.267
Mar 29	at UT Arlington	*3b	5	1	3	1	0	0	1	0	0	0	0	0	0	0	0	1	1	0	.284
Mar 30	at UT Arlington	*3b	2	0	0	0	0	0	0	1	0	0	0	0	0	0	0	2	2	0	.278
Mar 31	at UT Arlington	*3b	4	1	1	0	0	0	0	1	0	0	0	0	0	0	0	0	1	0	.277
Apr 02	at Southern Miss	*3b	4	2	1	1	0	0	0	2	0	0	0	0	0	0	1	0	2	0	.276
Apr 03	at LSU	*3b	3	0	0	0	0	0	0	0	0	0	0	0	0	0	1	1	1	0	.269
Apr 06	COASTAL CAROLINA	*3b	5	1	2	0	0	0	0	0	0	0	0	0	0	0	0	3	0	1	.274
Apr 06	COASTAL CAROLINA-	*3b	3	2	1	0	0	0	0	1	0	0	0	0	0	0	2	0	2	0	.276
Apr 07	COASTAL CAROLINA	*3b	4	0	1	0	1	0	0	0	0	0	0	0	0	1	0	1	2	0	.275
Totals		31gs	120	25	33	17	7	2	4	14	0	0	2	1	1	2	24	19	47	4	.275

On base pct. .358 • Slugging pct. .467

#10 DeSantis, Nick - 6 games (All games)

Date	Opponent	Pos	AB	R	H	RBI	2B	3B	HR	BB	SB	CS	HBP	SAC	SF	GDP	K	PO	A	E	Avg
Mar 06	NICHOLLS STATE	p	0	0	0	0	0	0	0	0	0	0	0	0	0	0	0	2	1	0	.000
Mar 12	AUBURN	p	0	0	0	0	0	0	0	0	0	0	0	0	0	0	0	1	0	0	.000
Mar 15	TEXAS STATE	p	0	0	0	0	0	0	0	0	0	0	0	0	0	0	0	0	1	0	.000
Mar 26	SE LOUISIANA	p	0	0	0	0	0	0	0	0	0	0	0	0	0	0	0	1	0	0	.000
Apr 02	at Southern Miss	p	0	0	0	0	0	0	0	0	0	0	0	0	0	0	0	0	0	1	.000
Apr 06	COASTAL CAROLINA	p	0	0	0	0	0	0	0	0	0	0	0	0	0	0	0	1	0	0	.000
Totals		0gs	0	0	0	0	0	0	0	0	0	0	0	0	0	0	0	5	2	1	.000

On base pct. .000 • Slugging pct. .000

#10 DeSantis, Nick - 13 appearances (All games)

Date	Opponent	GS	IP	H	R	ER	BB	SO	2B	3B	HR	WP	BK	HBP	IBB	Score	W-L	Sv	ERA	NP
Feb 15	at Clemson		2.1	4	3	3	1	4	0	0	1	1	0	0	0	2-6	0-0	0	11.57	-
Feb 23	TENNESSEE TECH-1		3.0	2	0	0	1	5	0	0	0	1	0	0	0	8-1	0-0	1	5.06	42
Mar 01	ALABAMA		1.2	1	1	1	2	1	0	1	0	0	0	0	0	3-7	0-1	1	5.14	35
Mar 06	NICHOLLS STATE		3.0	2	0	0	0	3	0	0	0	0	0	0	0	6-3	1-1	1	3.60	38
Mar 12	AUBURN		1.1	0	0	0	0	1	0	0	0	0	0	0	0	2-6	1-1	1	3.18	17
Mar 15	TEXAS STATE		1.2	3	0	0	1	1	0	0	0	0	0	0	0	10-7	2-1	1	2.77	44
Mar 17	TEXAS STATE		0.2	1	0	0	0	0	0	0	0	0	0	0	0	2-8	2-1	1	2.63	7
Mar 20	NEW ORLEANS		1.1	0	0	0	0	3	0	0	0	0	0	0	0	22-7	2-1	1	2.40	22
Mar 23	at Arkansas State		0.2	2	1	1	1	1	0	0	0	0	0	1	0	11-6	2-1	1	2.87	25
Mar 26	SE LOUISIANA		1.0	1	0	0	0	0	0	0	0	0	0	0	0	0-1	2-1	1	2.70	7
Mar 30	at UT Arlington		1.0	1	0	0	0	0	1	0	0	0	0	0	0	7-9	2-1	1	2.55	6
Apr 02	at Southern Miss		1.0	0	1	1	1	1	0	0	0	0	0	0	0	15-6	2-1	1	2.89	16
Apr 06	COASTAL CAROLINA		1.2	3	3	3	1	2	2	0	1	0	0	1	0	4-9	2-2	1	3.98	34
Totals		0	20.1	20	9	9	8	22	3	1	2	2	0	2	0	92-76	2-2	1	3.98	-

2019 South Alabama Baseball
Individual Game-by-Game for South Alabama (as of Apr 07, 2019)

#13 Greene, Zach - 1 game (All games)

Date	Opponent	Pos	AB	R	H	RBI	2B	3B	HR	BB	SB	CS	HBP	SAC	SF	GDP	K	PO	A	E	Avg
Apr 02	at Southern Miss	p	0	0	0	0	0	0	0	0	0	0	0	0	0	0	0	3	0	0	.000
Totals		ogs	0	0	0	0	0	0	0	0	0	0	0	0	0	0	0	3	0	0	.000

On base pct. .000 • Slugging pct. .000

#13 Greene, Zach - 13 appearances (All games)

Date	Opponent	GS	IP	H	R	ER	BB	SO	2B	3B	HR	WP	BK	HBP	IBB	Score	W-L	Sv	ERA	NP
Feb 16	at Clemson-2		3.1	1	0	0	0	8	1	0	0	0	0	0	0	4-3	0-0	1	0.00	-
Feb 23	TENNESSEE TECH-2		1.0	0	0	0	0	0	0	0	0	0	0	0	0	7-3	0-0	1	0.00	15
Feb 24	TENNESSEE TECH		0.2	0	0	0	0	1	0	0	0	0	0	0	0	10-2	0-0	1	0.00	9
Mar 02	ALABAMA-2		3.0	2	2	0	1	4	1	0	0	0	0	0	0	1-6	0-0	1	0.00	52
Mar 06	NICHOLLS STATE		1.0	1	0	0	1	2	0	0	0	0	0	0	0	6-3	0-0	2	0.00	16
Mar 12	AUBURN		1.1	1	0	0	0	0	0	0	0	0	0	0	0	2-6	0-0	2	0.00	21
Mar 15	TEXAS STATE		1.2	0	0	0	0	3	0	0	0	0	0	0	0	10-7	0-0	3	0.00	22
Mar 16	TEXAS STATE		2.2	2	0	0	0	4	0	0	0	0	0	0	0	1-0	0-0	4	0.00	35
Mar 23	at Arkansas State		0.2	0	0	0	0	2	0	0	0	0	0	0	0	11-6	0-0	5	0.00	6
Mar 26	SE LOUISIANA		2.2	0	0	0	0	5	0	0	0	0	0	0	0	0-1	0-0	5	0.00	24
Mar 30	at UT Arlington		0.0	2	1	1	0	0	2	0	0	0	0	0	0	7-9	0-0	5	0.50	6
Apr 02	at Southern Miss		4.0	1	0	0	1	5	1	0	0	0	0	0	0	15-6	1-0	5	0.41	57
Apr 06	COASTAL CAROLINA-		3.1	3	0	0	0	7	0	0	0	0	0	0	0	8-4	1-0	6	0.36	58
Totals		0	25.1	13	3	1	3	41	5	0	0	0	0	0	0	82-56	1-0	6	0.36	-

#47 Harlan, Zach - 4 appearances (All games)

Date	Opponent	GS	IP	H	R	ER	BB	SO	2B	3B	HR	WP	BK	HBP	IBB	Score	W-L	Sv	ERA	NP
Feb 24	TENNESSEE TECH		0.1	2	0	0	1	0	1	0	0	0	0	0	0	10-2	0-0	0	0.00	18
Mar 08	SACRED HEART-1		1.0	0	0	0	0	2	0	0	0	0	0	0	0	16-1	0-0	0	0.00	14
Mar 17	TEXAS STATE		0.1	2	2	2	1	0	0	0	0	0	0	0	0	2-8	0-0	0	10.80	15
Mar 31	at UT Arlington		1.1	0	0	0	1	2	0	0	0	0	0	0	0	5-11	0-0	0	6.00	23
Totals		0	3.0	4	2	2	3	4	1	0	0	0	0	0	0	33-22	0-0	0	6.00	-

#40 Lambert, Chase - 1 game (All games)

Date	Opponent	Pos	AB	R	H	RBI	2B	3B	HR	BB	SB	CS	HBP	SAC	SF	GDP	K	PO	A	E	Avg
Mar 16	TEXAS STATE	p	0	0	0	0	0	0	0	0	0	0	0	0	0	0	0	1	0	0	.000
Totals		ogs	0	0	0	0	0	0	0	0	0	0	0	0	0	0	0	1	0	0	.000

On base pct. .000 • Slugging pct. .000

#40 Lambert, Chase - 6 appearances (All games)

Date	Opponent	GS	IP	H	R	ER	BB	SO	2B	3B	HR	WP	BK	HBP	IBB	Score	W-L	Sv	ERA	NP
Feb 24	TENNESSEE TECH		2.0	2	2	2	1	3	0	0	1	0	0	0	0	10-2	0-0	0	9.00	31
Mar 09	SACRED HEART		2.0	1	0	0	0	4	1	0	0	0	0	0	0	11-2	0-0	0	4.50	33
Mar 12	AUBURN		0.2	0	0	0	1	1	0	0	0	0	0	0	0	2-6	0-0	0	3.86	15
Mar 16	TEXAS STATE		0.1	2	0	0	0	0	0	0	0	0	0	0	0	1-0	0-0	0	3.60	10
Mar 19	at New Orleans		1.0	0	0	0	0	1	0	0	0	0	0	0	0	5-7	0-0	0	3.00	14
Apr 03	at LSU		1.0	1	1	1	2	1	0	0	0	1	0	0	1	0-2	0-0	0	3.86	27
Totals		0	7.0	6	3	3	4	10	1	0	1	1	0	0	1	29-19	0-0	0	3.86	-

2019 South Alabama Baseball
Individual Game-by-Game for South Alabama (as of Apr 07, 2019)

#2 Lewis, Nick - 19 games (All games)

Date	Opponent	Pos	AB	R	H	RBI	2B	3B	HR	BB	SB	CS	HBP	SAC	SF	GDP	K	PO	A	E	Avg
Feb 15	at Clemson	*of	4	0	0	0	0	0	0	0	0	0	0	0	0	0	2	1	0	0	.000
Feb 16	at Clemson-1	*of	4	0	0	0	0	0	0	0	0	0	0	0	0	0	2	1	0	0	.000
Feb 16	at Clemson-2	*of	4	0	0	0	0	0	0	0	0	0	0	0	0	0	2	0	0	0	.000
Feb 23	TENNESSEE TECH-1	*of	3	0	1	2	0	0	0	0	0	0	0	1	0	0	0	1	0	0	.067
Feb 23	TENNESSEE TECH-2	*of	4	0	0	0	0	0	0	0	0	0	0	0	0	0	3	1	0	0	.053
Feb 24	TENNESSEE TECH	of	0	0	0	0	0	0	0	0	0	0	0	0	0	0	0	0	0	0	.053
Mar 02	ALABAMA-2	ph/of	1	0	0	0	0	0	0	0	0	0	0	0	0	0	1	0	0	0	.050
Mar 08	SACRED HEART-1	*of	3	1	0	0	0	0	0	2	0	0	1	0	0	0	1	4	0	0	.043
Mar 08	SACRED HEART-2	*of	3	0	1	1	0	0	0	1	0	1	0	0	0	0	0	2	0	0	.077
Mar 09	SACRED HEART	*of	2	3	2	0	1	0	0	2	0	0	0	0	0	0	0	3	0	0	.143
Mar 16	TEXAS STATE	*of	2	1	0	0	0	0	0	0	0	0	1	0	0	0	0	2	0	0	.133
Mar 20	NEW ORLEANS	of	1	1	1	0	0	1	0	0	0	0	0	0	0	0	0	1	0	0	.161
Mar 22	at Arkansas State	ph/of	1	0	0	0	0	0	0	0	0	0	0	0	0	0	0	0	0	0	.156
Mar 23	at Arkansas State	of	0	0	0	0	0	0	0	0	0	0	0	0	0	0	0	1	0	0	.156
Mar 24	at Arkansas State	of	1	0	0	0	0	0	0	0	0	0	0	0	0	1	0	1	0	0	.152
Mar 30	at UT Arlington	*of	3	0	1	0	0	0	0	0	0	0	0	0	0	0	0	2	0	0	.167
Mar 31	at UT Arlington	*of	4	0	1	0	0	0	0	1	0	0	0	0	0	0	1	6	0	0	.175
Apr 06	COASTAL CAROLINA	ph/1b	2	0	1	0	0	0	0	0	0	0	0	0	0	0	1	2	1	0	.190
Apr 07	COASTAL CAROLINA	ph/2b	2	1	1	0	0	0	0	0	0	0	0	0	0	0	1	0	0	0	.205
Totals		11gs	44	7	9	3	1	1	0	6	0	1	3	0	0	1	14	28	1	0	.205

On base pct. .340 • Slugging pct. .273

#16 Marra, Michael - 1 appearance (All games)

Date	Opponent	GS	IP	H	R	ER	BB	SO	2B	3B	HR	WP	BK	HBP	IBB	Score	W-L	Sv	ERA	NP
Mar 08	SACRED HEART-1		2.0	1	1	1	0	1	0	0	0	2	0	0	0	16-1	0-0	0	4.50	19
Totals		0	2.0	1	1	1	0	1	0	0	0	2	0	0	0	16-1	0-0	0	4.50	-

#32 McBride, Patrick - 1 game (All games)

Date	Opponent	Pos	AB	R	H	RBI	2B	3B	HR	BB	SB	CS	HBP	SAC	SF	GDP	K	PO	A	E	Avg
Apr 03	at LSU	*p	0	0	0	0	0	0	0	0	0	0	0	0	0	0	0	0	1	0	.000
Totals		1gs	0	0	0	0	0	0	0	0	0	0	0	0	0	0	0	0	1	0	.000

On base pct. .000 • Slugging pct. .000

#32 McBride, Patrick - 5 appearances (All games)

Date	Opponent	GS	IP	H	R	ER	BB	SO	2B	3B	HR	WP	BK	HBP	IBB	Score	W-L	Sv	ERA	NP
Mar 01	ALABAMA		1.0	1	0	0	0	1	0	0	0	0	0	0	0	3-7	0-0	0	0.00	12
Mar 06	NICHOLLS STATE		1.0	1	1	1	1	1	0	0	0	0	0	1	0	6-3	0-0	0	4.50	26
Mar 19	at New Orleans	*	2.2	7	6	6	1	1	2	1	0	0	0	1	0	5-7	0-1	0	13.50	47
Mar 29	at UT Arlington		3.0	1	1	1	1	3	0	0	0	0	0	1	0	3-6	0-1	0	9.39	42
Apr 03	at LSU	*	5.2	3	0	0	6	1	0	0	0	0	0	0	0	0-2	0-1	0	5.40	96
Totals		2	13.1	13	8	8	9	7	2	1	0	0	0	3	0	17-25	0-1	0	5.40	-

#39 Michael, Noah - 1 game (All games)

Date	Opponent	Pos	AB	R	H	RBI	2B	3B	HR	BB	SB	CS	HBP	SAC	SF	GDP	K	PO	A	E	Avg
Mar 20	NEW ORLEANS	p	0	0	0	0	0	0	0	0	0	0	0	0	0	0	0	0	1	0	.000
Totals		0gs	0	0	0	0	0	0	0	0	0	0	0	0	0	0	0	0	1	0	.000

On base pct. .000 • Slugging pct. .000

2019 South Alabama Baseball
Individual Game-by-Game for South Alabama (as of Apr 07, 2019)

#39 Michael, Noah - 3 appearances (All games)

Date	Opponent	GS	IP	H	R	ER	BB	SO	2B	3B	HR	WP	BK	HBP	IBB	Score	W-L	Sv	ERA	NP
Mar 02	ALABAMA-1		1.0	2	2	2	0	1	0	0	1	0	0	0	0	5-10	0-0	0	18.00	12
Mar 20	NEW ORLEANS		2.0	2	0	0	0	0	0	0	0	0	0	0	0	22-7	0-0	0	6.00	23
Apr 07	COASTAL CAROLINA		2.2	4	2	2	1	3	1	0	2	0	0	0	0	5-14	0-0	0	6.35	60
Totals		0	5.2	8	4	4	1	4	1	0	3	0	0	0	0	32-31	0-0	0	6.35	-

#6 Montiel, Santi - 31 games (All games)

Date	Opponent	Pos	AB	R	H	RBI	2B	3B	HR	BB	SB	CS	HBP	SAC	SF	GDP	K	PO	A	E	Avg
Feb 15	at Clemson	*ss	2	0	1	0	1	0	0	0	0	0	0	1	0	0	0	2	1	0	.500
Feb 16	at Clemson-1	*ss	4	0	1	0	0	1	0	0	0	0	0	0	0	0	2	3	0	0	.333
Feb 16	at Clemson-2	*ss	3	0	1	1	0	0	0	1	0	0	0	0	0	0	1	1	2	0	.333
Feb 23	TENNESSEE TECH-1	*ss	5	2	1	1	0	0	1	0	0	0	0	0	0	0	1	0	2	0	.286
Feb 23	TENNESSEE TECH-2	*ss	4	0	1	1	0	0	0	0	0	0	0	0	0	0	0	1	0	0	.278
Feb 24	TENNESSEE TECH	*ss	2	3	0	0	0	0	0	3	0	0	0	0	0	0	1	2	5	0	.250
Mar 01	ALABAMA	*ss	3	0	1	0	0	0	0	0	0	0	0	0	0	0	1	5	2	0	.261
Mar 02	ALABAMA-1	*ss	4	0	0	0	0	0	0	1	0	0	0	0	0	1	3	2	4	0	.222
Mar 02	ALABAMA-2	*ss	4	0	1	0	0	0	0	0	0	0	0	0	0	0	2	1	0	0	.226
Mar 06	NICHOLLS STATE	*ss	3	1	1	0	1	0	0	1	0	0	0	0	0	0	0	1	1	1	.235
Mar 08	SACRED HEART-1	*ss	2	3	1	1	1	0	0	2	0	0	0	0	0	0	0	1	1	1	.250
Mar 08	SACRED HEART-2	*ss	3	0	1	2	0	0	0	0	0	0	0	0	1	0	1	2	2	0	.256
Mar 09	SACRED HEART	*ss	4	1	1	0	0	0	0	0	0	0	0	0	0	0	1	1	3	0	.256
Mar 12	AUBURN	*ss	4	0	0	0	0	0	0	0	0	0	0	0	0	0	4	1	2	1	.234
Mar 15	TEXAS STATE	*ss	4	0	0	0	0	0	0	0	0	0	0	0	0	0	1	1	1	0	.216
Mar 16	TEXAS STATE	*ss	3	0	2	0	0	0	0	0	0	0	0	0	0	0	0	2	3	0	.241
Mar 17	TEXAS STATE	*ss	3	1	1	0	0	0	0	1	0	0	0	0	0	0	0	2	2	0	.246
Mar 19	at New Orleans	*ss	5	1	2	1	0	0	0	0	0	0	0	0	0	0	2	1	3	1	.258
Mar 20	NEW ORLEANS	*ss	4	2	2	1	0	0	0	2	0	0	0	0	0	0	0	2	3	0	.273
Mar 22	at Arkansas State	*ss	2	0	1	0	0	0	0	2	0	0	0	0	0	0	0	1	2	0	.279
Mar 23	at Arkansas State	*ss	0	2	0	1	0	0	0	4	0	0	0	0	1	0	0	2	2	0	.279
Mar 24	at Arkansas State	*ss	4	1	1	1	0	0	1	0	0	0	0	0	0	0	0	2	1	1	.278
Mar 26	SE LOUISIANA	*ss	4	0	1	0	0	0	0	0	0	0	0	0	0	0	2	2	3	0	.276
Mar 29	at UT Arlington	*ss	4	0	0	0	0	0	0	1	0	0	0	0	0	0	3	3	2	0	.262
Mar 30	at UT Arlington	*ss	5	0	1	1	0	0	0	0	0	0	0	0	0	0	0	2	0	1	.259
Mar 31	at UT Arlington	*ss	4	0	1	0	0	0	0	0	0	0	1	0	0	0	1	3	1	1	.258
Apr 02	at Southern Miss	*ss	5	3	1	1	1	0	0	1	1	0	0	0	0	0	1	0	4	1	.255
Apr 03	at LSU	*ss	2	0	0	0	0	0	0	1	0	0	0	0	0	0	1	2	3	0	.250
Apr 06	COASTAL CAROLINA	*ss	4	0	0	0	0	0	0	0	0	0	0	0	0	0	2	1	3	0	.240
Apr 06	COASTAL CAROLINA-	*ss	2	1	1	0	0	0	0	2	0	1	0	0	0	0	1	1	5	0	.245
Apr 07	COASTAL CAROLINA	*ss	4	0	0	0	0	0	0	0	0	0	0	0	0	0	2	1	3	0	.236
Totals		31gs	106	21	25	12	4	1	2	22	1	1	1	1	2	1	33	50	66	8	.236

On base pct. .366 • Slugging pct. .349

#8 Nightengale, Drake - 4 games (All games)

Date	Opponent	Pos	AB	R	H	RBI	2B	3B	HR	BB	SB	CS	HBP	SAC	SF	GDP	K	PO	A	E	Avg
Mar 01	ALABAMA	*p	0	0	0	0	0	0	0	0	0	0	0	0	0	0	0	0	1	0	.000
Mar 22	at Arkansas State	*p	0	0	0	0	0	0	0	0	0	0	0	0	0	0	0	1	1	0	.000
Mar 30	at UT Arlington	*p	0	0	0	0	0	0	0	0	0	0	0	0	0	0	0	1	0	0	.000
Apr 06	COASTAL CAROLINA	p	0	0	0	0	0	0	0	0	0	0	0	0	0	0	0	0	1	0	.000
Totals		3gs	0	0	0	0	0	0	0	0	0	0	0	0	0	0	0	2	3	0	.000

On base pct. .000 • Slugging pct. .000

2019 South Alabama Baseball
Individual Game-by-Game for South Alabama (as of Apr 07, 2019)

#8 Nighthale, Drake - 8 appearances (All games)

Date	Opponent	GS	IP	H	R	ER	BB	SO	2B	3B	HR	WP	BK	HBP	IBB	Score	W-L	Sv	ERA	NP
Feb 15	at Clemson	*	4.1	1	1	1	4	6	0	0	0	0	1	2	0	2-6	0-0	0	2.08	-
Feb 23	TENNESSEE TECH-1	*	5.0	4	0	0	2	9	1	0	0	0	0	1	0	8-1	1-0	0	0.96	89
Mar 01	ALABAMA	*	5.1	1	3	3	7	5	1	0	0	0	0	0	0	3-7	1-0	0	2.45	100
Mar 08	SACRED HEART-1	*	6.0	3	0	0	3	6	0	0	0	0	0	0	0	16-1	2-0	0	1.74	88
Mar 15	TEXAS STATE	*	5.0	6	6	6	5	5	2	1	0	2	1	1	0	10-7	2-0	0	3.51	105
Mar 22	at Arkansas State	*	5.0	5	5	3	5	5	0	0	0	1	1	1	0	0-6	2-1	0	3.82	99
Mar 30	at UT Arlington	*	0.2	4	5	5	2	1	0	0	0	0	0	1	0	7-9	2-2	0	5.17	39
Apr 06	COASTAL CAROLINA	*	2.0	3	2	2	0	1	0	0	1	0	0	0	0	4-9	2-2	0	5.40	30
Totals		7	33.1	27	22	20	28	38	4	1	1	3	3	6	0	50-46	2-2	0	5.40	-

#24 Paparella, Eddie - 11 games (All games)

Date	Opponent	Pos	AB	R	H	RBI	2B	3B	HR	BB	SB	CS	HBP	SAC	SF	GDP	K	PO	A	E	Avg
Mar 02	ALABAMA-1	pr	0	0	0	0	0	0	0	0	0	0	0	0	0	0	0	0	0	0	.000
Mar 17	TEXAS STATE	ph	1	0	0	0	0	0	0	0	0	0	0	0	0	0	1	0	0	0	.000
Mar 19	at New Orleans	ph/dh	2	0	0	0	0	0	0	0	0	0	0	0	0	0	1	0	0	0	.000
Mar 20	NEW ORLEANS	ph	1	0	0	0	0	0	0	0	0	0	0	0	0	0	1	0	0	0	.000
Mar 22	at Arkansas State	ph/2b	1	0	0	0	0	0	0	0	0	0	0	0	0	0	1	0	0	0	.000
Mar 23	at Arkansas State	ph/dh	1	0	0	0	0	0	0	0	0	0	0	0	0	0	0	0	0	0	.000
Mar 30	at UT Arlington	ph/dh	1	1	1	2	0	0	0	2	0	0	0	0	0	0	0	0	0	0	.143
Mar 31	at UT Arlington	*dh	5	1	2	1	0	0	0	0	0	0	0	0	0	0	3	0	0	0	.250
Apr 06	COASTAL CAROLINA	*dh	5	1	2	3	0	0	1	0	0	0	0	0	0	0	2	0	0	0	.294
Apr 06	COASTAL CAROLINA-	*dh	4	1	1	3	0	0	1	0	0	0	0	0	0	0	2	0	0	0	.286
Apr 07	COASTAL CAROLINA	*dh	4	0	0	0	0	0	0	0	0	0	0	0	0	0	1	0	0	0	.240
Totals		4gs	25	4	6	9	0	0	2	2	0	0	0	0	0	0	12	0	0	0	.240

On base pct. .296 • Slugging pct. .480

#33 Perez, Tyler - 3 games (All games)

Date	Opponent	Pos	AB	R	H	RBI	2B	3B	HR	BB	SB	CS	HBP	SAC	SF	GDP	K	PO	A	E	Avg
Feb 23	TENNESSEE TECH-2	p	0	0	0	0	0	0	0	0	0	0	0	0	0	0	0	0	1	0	.000
Mar 19	at New Orleans	p	0	0	0	0	0	0	0	0	0	0	0	0	0	0	0	0	1	0	.000
Mar 24	at Arkansas State	p	0	0	0	0	0	0	0	0	0	0	0	0	0	0	0	0	1	0	.000
Totals		0gs	0	0	0	0	0	0	0	0	0	0	0	0	0	0	0	0	3	0	.000

On base pct. .000 • Slugging pct. .000

#33 Perez, Tyler - 11 appearances (All games)

Date	Opponent	GS	IP	H	R	ER	BB	SO	2B	3B	HR	WP	BK	HBP	IBB	Score	W-L	Sv	ERA	NP
Feb 15	at Clemson		0.1	0	0	0	0	0	0	0	0	0	0	0	0	2-6	0-0	0	0.00	-
Feb 16	at Clemson-2		0.2	2	1	1	0	2	1	0	1	0	0	0	0	4-3	0-0	0	9.00	-
Feb 23	TENNESSEE TECH-2		1.0	1	0	0	0	0	0	0	0	0	0	0	0	7-3	0-0	0	4.50	14
Mar 01	ALABAMA		0.2	2	0	0	0	0	0	0	0	0	0	0	0	3-7	0-0	0	3.38	9
Mar 09	SACRED HEART		1.0	0	0	0	1	2	0	0	0	0	0	0	0	11-2	0-0	0	2.45	20
Mar 17	TEXAS STATE		0.1	0	0	0	0	0	0	0	0	0	0	0	0	2-8	0-0	0	2.25	1
Mar 19	at New Orleans		2.1	2	1	1	1	2	1	0	0	1	0	0	1	5-7	0-0	0	2.84	34
Mar 20	NEW ORLEANS		1.1	4	2	2	1	0	1	0	0	0	0	0	0	22-7	1-0	0	4.70	41
Mar 24	at Arkansas State		3.1	3	1	1	2	3	0	1	0	0	0	0	0	1-8	1-0	0	4.09	52
Mar 30	at UT Arlington		4.0	4	1	1	2	6	1	0	0	0	0	0	0	7-9	1-0	0	3.60	82
Apr 06	COASTAL CAROLINA-	*	4.0	5	3	3	3	0	0	0	2	0	0	0	0	8-4	1-0	0	4.26	71
Totals		1	19.0	23	9	9	10	15	4	1	3	1	0	0	1	72-64	1-0	0	4.26	-

2019 South Alabama Baseball
Individual Game-by-Game for South Alabama (as of Apr 07, 2019)

#14 Perkins, Carter - 29 games (All games)

Date	Opponent	Pos	AB	R	H	RBI	2B	3B	HR	BB	SB	CS	HBP	SAC	SF	GDP	K	PO	A	E	Avg
Feb 15	at Clemson	*c	4	0	0	0	0	0	0	0	0	0	0	0	0	0	1	8	3	0	.000
Feb 16	at Clemson-1	*c	3	0	1	0	0	0	0	1	0	0	0	0	0	0	1	8	2	0	.143
Feb 16	at Clemson-2	*dh	4	0	0	0	0	0	0	0	0	0	0	0	0	0	3	0	0	0	.091
Feb 23	TENNESSEE TECH-1	*c	3	2	2	1	0	0	0	1	0	0	0	0	0	0	0	10	2	0	.214
Feb 23	TENNESSEE TECH-2	*dh	3	2	1	1	0	0	0	1	0	0	0	0	0	0	1	0	0	0	.235
Feb 24	TENNESSEE TECH	*c	4	0	2	3	0	0	0	1	0	0	0	0	0	0	0	5	1	0	.286
Mar 01	ALABAMA	*c	4	0	0	0	0	0	0	0	0	0	0	0	0	0	0	5	2	0	.240
Mar 02	ALABAMA-1	*c	3	1	2	1	0	0	0	2	0	0	0	0	0	0	0	7	2	0	.286
Mar 02	ALABAMA-2	*dh	4	1	2	0	1	0	0	0	0	0	0	0	0	0	2	0	0	0	.312
Mar 06	NICHOLLS STATE	*c	4	0	2	1	0	0	0	1	0	0	0	0	0	0	0	7	0	0	.333
Mar 08	SACRED HEART-1	*c	1	2	1	1	1	0	0	1	0	0	1	0	0	0	0	4	2	0	.351
Mar 08	SACRED HEART-2	*dh	5	1	1	2	0	0	0	0	0	0	0	0	0	0	1	0	0	0	.333
Mar 09	SACRED HEART	*c	3	1	0	0	0	0	0	1	0	0	0	0	0	0	2	9	1	0	.311
Mar 12	AUBURN	*c	4	0	0	0	0	0	0	0	0	0	0	0	0	0	2	7	0	1	.286
Mar 15	TEXAS STATE	*c	5	1	2	1	1	0	0	0	0	0	0	0	0	1	0	10	0	0	.296
Mar 16	TEXAS STATE	*c	3	0	1	0	0	0	0	0	0	0	0	0	0	0	0	9	0	0	.298
Mar 17	TEXAS STATE	*dh	3	0	0	0	0	0	0	1	0	0	0	0	0	0	2	0	0	0	.283
Mar 19	at New Orleans	*c	4	0	2	0	0	0	0	1	0	0	0	0	0	0	2	8	1	0	.297
Mar 20	NEW ORLEANS	*c	3	2	2	2	0	0	0	0	0	0	1	0	1	0	0	4	1	0	.313
Mar 22	at Arkansas State	*c	3	0	2	0	0	0	0	1	0	0	0	0	0	0	1	8	1	0	.329
Mar 23	at Arkansas State	*dh	3	1	1	1	0	0	0	1	0	0	0	0	0	0	0	0	0	0	.329
Mar 24	at Arkansas State	*c	3	0	1	0	0	0	0	0	0	0	0	0	0	0	0	5	1	0	.329
Mar 26	SE LOUISIANA	*c	3	0	0	0	0	0	0	0	0	0	0	0	0	0	0	10	0	0	.316
Mar 29	at UT Arlington	*c	5	0	2	2	0	0	0	0	0	0	0	0	0	0	1	7	1	0	.321
Mar 30	at UT Arlington	*c	5	0	0	0	0	0	0	0	0	0	0	0	0	0	1	7	0	0	.303
Mar 31	at UT Arlington	*c	5	1	1	2	0	0	0	0	0	0	0	0	0	0	0	4	0	0	.298
Apr 02	at Southern Miss	*dh	4	1	0	0	0	0	0	2	0	0	0	0	0	0	1	0	0	0	.286
Apr 03	at LSU	*dh	4	0	1	0	0	0	0	0	0	0	0	0	0	0	0	0	0	0	.284
Apr 06	COASTAL CAROLINA	*c	5	0	1	1	0	0	0	0	0	0	0	0	0	0	0	7	2	0	.280
Totals		29gs	107	16	30	19	3	0	0	15	0	0	2	0	1	1	21	149	22	1	.280

On base pct. .376 • Slugging pct. .308

#21 Phillips, Hunter - 1 game (All games)

Date	Opponent	Pos	AB	R	H	RBI	2B	3B	HR	BB	SB	CS	HBP	SAC	SF	GDP	K	PO	A	E	Avg
Mar 08	SACRED HEART-2	p	0	0	0	0	0	0	0	0	0	0	0	0	0	0	0	0	1	0	.000
Totals		0gs	0	0	0	0	0	0	0	0	0	0	0	0	0	0	0	0	1	0	.000

On base pct. .000 • Slugging pct. .000

#21 Phillips, Hunter - 5 appearances (All games)

Date	Opponent	GS	IP	H	R	ER	BB	SO	2B	3B	HR	WP	BK	HBP	IBB	Score	W-L	Sv	ERA	NP
Feb 24	TENNESSEE TECH		1.0	0	0	0	0	3	0	0	0	0	0	0	0	10-2	0-0	0	0.00	15
Mar 01	ALABAMA		0.1	3	3	3	0	0	1	0	0	0	0	0	0	3-7	0-0	0	20.25	15
Mar 08	SACRED HEART-2		1.1	0	0	0	0	2	0	0	0	0	0	0	0	12-2	0-0	0	10.12	18
Mar 17	TEXAS STATE		0.1	2	1	1	0	0	1	0	0	1	0	1	0	2-8	0-0	0	12.00	13
Mar 30	at UT Arlington		0.1	0	1	1	1	0	0	0	0	0	0	0	0	7-9	0-0	0	13.50	10
Totals		0	3.1	5	5	5	1	5	2	0	0	1	0	1	0	34-28	0-0	0	13.50	-

2019 South Alabama Baseball
Individual Game-by-Game for South Alabama (as of Apr 07, 2019)

#20 Powers, Reid - 12 games (All games)

Date	Opponent	Pos	AB	R	H	RBI	2B	3B	HR	BB	SB	CS	HBP	SAC	SF	GDP	K	PO	A	E	Avg
Feb 23	TENNESSEE TECH-1	c	0	0	0	0	0	0	0	1	0	0	0	0	0	0	0	4	0	0	.000
Feb 23	TENNESSEE TECH-2	c	0	0	0	0	0	0	0	0	0	0	0	0	0	0	0	1	0	0	.000
Feb 24	TENNESSEE TECH	c	0	0	0	0	0	0	0	0	0	0	0	0	0	0	0	4	0	0	.000
Mar 02	ALABAMA-2	c	1	0	0	0	0	0	0	0	0	0	0	0	0	0	1	3	0	0	.000
Mar 08	SACRED HEART-1	c	2	1	0	0	0	0	0	1	0	0	0	0	0	0	0	6	0	0	.000
Mar 08	SACRED HEART-2	c	0	0	0	0	0	0	0	0	0	0	0	0	0	0	0	1	0	0	.000
Mar 09	SACRED HEART	c	1	0	0	0	0	0	0	0	0	0	0	0	0	0	1	3	0	0	.000
Mar 17	TEXAS STATE	c	0	0	0	0	0	0	0	0	0	0	0	0	0	0	0	0	0	0	.000
Mar 20	NEW ORLEANS	c	1	0	0	0	0	0	0	0	0	0	0	0	0	0	0	0	0	0	.000
Mar 24	at Arkansas State	ph	1	0	1	0	1	0	0	0	0	0	0	0	0	0	0	0	0	0	.167
Mar 31	at UT Arlington	c	0	0	0	0	0	0	0	0	0	0	0	0	0	0	0	1	0	0	.167
Apr 07	COASTAL CAROLINA	ph/c	2	1	1	0	0	0	0	0	0	0	0	0	0	0	0	3	0	0	.250
Totals		ogs	8	2	2	0	1	0	0	2	0	0	0	0	0	0	2	26	0	0	.250

On base pct. .400 • Slugging pct. .375

#30 Proctor, Jared - 2 games (All games)

Date	Opponent	Pos	AB	R	H	RBI	2B	3B	HR	BB	SB	CS	HBP	SAC	SF	GDP	K	PO	A	E	Avg
Mar 06	NICHOLLS STATE	*p	0	0	0	0	0	0	0	0	0	0	0	0	0	0	0	1	1	0	.000
Mar 26	SE LOUISIANA	*p	0	0	0	0	0	0	0	0	0	0	0	0	0	0	0	0	0	1	.000
Totals		2gs	0	0	0	0	0	0	0	0	0	0	0	0	0	0	0	1	1	1	.000

On base pct. .000 • Slugging pct. .000

#30 Proctor, Jared - 8 appearances (All games)

Date	Opponent	GS	IP	H	R	ER	BB	SO	2B	3B	HR	WP	BK	HBP	IBB	Score	W-L	Sv	ERA	NP
Feb 15	at Clemson		1.0	1	2	2	3	0	0	0	1	0	0	0	0	2-6	0-1	0	18.00	-
Feb 23	TENNESSEE TECH-2		1.0	1	0	0	0	0	1	0	0	0	0	0	0	7-3	0-1	0	9.00	10
Mar 01	ALABAMA		0.0	1	0	0	1	0	0	0	0	0	0	0	0	3-7	0-1	0	9.00	11
Mar 06	NICHOLLS STATE	*	4.0	4	2	1	2	0	0	0	0	0	0	1	0	6-3	0-1	0	4.50	60
Mar 12	AUBURN	*	1.0	3	4	3	3	1	1	0	0	0	0	0	0	2-6	0-2	0	7.71	44
Mar 19	at New Orleans		1.1	0	0	0	0	1	0	0	0	0	0	0	0	5-7	0-2	0	6.48	7
Mar 26	SE LOUISIANA	*	5.1	1	1	0	0	5	0	0	0	0	0	1	0	0-1	0-3	0	3.95	70
Apr 02	at Southern Miss	*	0.1	2	5	5	3	0	0	0	1	1	0	0	0	15-6	0-3	0	7.07	27
Totals		4	14.0	13	14	11	12	7	2	0	2	1	0	2	0	40-39	0-3	0	7.07	-

2019 South Alabama Baseball
Individual Game-by-Game for South Alabama (as of Apr 07, 2019)

#25 Sandle, Michael - 25 games (All games)

Date	Opponent	Pos	AB	R	H	RBI	2B	3B	HR	BB	SB	CS	HBP	SAC	SF	GDP	K	PO	A	E	Avg
Feb 15	at Clemson	ph/dh	1	0	0	0	0	0	0	0	0	0	0	0	0	0	1	0	0	0	.000
Feb 16	at Clemson-2	*of	3	1	1	0	0	1	0	0	0	0	0	0	0	0	0	1	0	0	.250
Feb 23	TENNESSEE TECH-2	pr	0	0	0	0	0	0	0	0	1	0	0	0	0	0	0	0	0	0	.250
Feb 24	TENNESSEE TECH	*of/of	1	0	0	0	0	0	0	1	1	1	1	2	0	0	1	3	0	0	.200
Mar 02	ALABAMA-1	of	2	0	1	1	0	0	0	0	0	0	0	0	0	0	0	4	0	0	.286
Mar 02	ALABAMA-2	*of/of	2	0	0	1	0	0	0	0	0	0	0	0	1	0	1	5	0	0	.222
Mar 06	NICHOLLS STATE	*of	3	3	2	0	0	0	0	1	0	0	0	0	0	0	0	1	0	1	.333
Mar 08	SACRED HEART-1	*of/of	4	0	0	2	0	0	0	0	0	0	0	0	2	0	1	2	0	0	.250
Mar 09	SACRED HEART	of	1	1	1	0	0	1	0	0	0	0	0	0	0	0	0	2	0	0	.294
Mar 12	AUBURN	*of	4	0	1	0	0	0	0	0	0	0	0	0	0	0	2	4	0	0	.286
Mar 15	TEXAS STATE	*of	4	0	0	0	0	0	0	0	0	0	0	0	0	0	1	2	1	0	.240
Mar 17	TEXAS STATE	*of	3	0	1	0	0	0	0	0	0	0	0	0	0	0	1	4	0	0	.250
Mar 20	NEW ORLEANS	*of/of	5	3	5	7	1	0	1	0	0	0	0	0	0	0	0	3	1	0	.364
Mar 22	at Arkansas State	*of/of	4	0	0	0	0	0	0	0	0	0	0	0	0	0	0	3	0	0	.324
Mar 23	at Arkansas State	*of/of	5	2	2	6	0	0	2	0	0	0	0	0	0	0	0	3	0	0	.333
Mar 24	at Arkansas State	*of/of	3	0	1	0	1	0	0	0	0	0	0	0	0	0	0	1	0	0	.333
Mar 26	SE LOUISIANA	*of	3	0	0	0	0	0	0	0	0	0	0	0	0	0	1	2	0	0	.312
Mar 29	at UT Arlington	*of	4	0	0	0	0	0	0	0	0	0	0	0	0	1	2	2	0	0	.288
Mar 30	at UT Arlington	*of/of	3	1	1	0	0	0	0	1	0	0	1	0	0	0	0	2	0	0	.291
Mar 31	at UT Arlington	*of	4	0	2	1	1	0	0	1	0	0	0	0	0	0	0	1	0	0	.305
Apr 02	at Southern Miss	*of	5	1	1	0	0	0	0	1	0	0	0	0	0	0	0	3	0	0	.297
Apr 03	at LSU	*of	4	0	1	0	0	0	0	0	0	0	0	0	0	0	1	1	0	0	.294
Apr 06	COASTAL CAROLINA	*of	3	1	1	0	0	0	0	1	0	0	1	0	0	0	0	1	0	0	.296
Apr 06	COASTAL CAROLINA-	*of	3	1	1	0	0	0	0	1	0	0	0	0	0	0	0	2	0	0	.297
Apr 07	COASTAL CAROLINA	*of	2	1	0	2	0	0	0	2	0	0	0	0	0	0	0	3	0	0	.289
Totals		21gs	76	15	22	20	3	2	3	9	2	1	3	2	3	1	12	55	2	1	.289

On base pct. .374 • Slugging pct. .500

#37 Shell, Bennett - 28 games (All games)

Date	Opponent	Pos	AB	R	H	RBI	2B	3B	HR	BB	SB	CS	HBP	SAC	SF	GDP	K	PO	A	E	Avg
Feb 15	at Clemson	*of	4	0	0	0	0	0	0	0	0	0	0	0	0	0	0	0	0	0	.000
Feb 16	at Clemson-1	*of	4	0	0	0	0	0	0	0	0	0	0	0	0	0	3	2	0	0	.000
Feb 23	TENNESSEE TECH-2	*of	5	1	3	1	0	0	1	0	0	0	0	0	0	0	1	1	0	0	.231
Feb 24	TENNESSEE TECH	*of	5	3	4	1	1	0	0	1	0	0	0	0	0	0	0	1	0	0	.389
Mar 01	ALABAMA	*of	3	1	0	0	0	0	0	1	0	0	0	0	0	0	0	1	0	0	.333
Mar 02	ALABAMA-1	*of	4	1	0	0	0	0	0	1	0	0	0	0	0	0	2	0	0	1	.280
Mar 02	ALABAMA-2	*of	3	0	0	0	0	0	0	0	0	0	0	0	0	0	2	1	1	0	.250
Mar 06	NICHOLLS STATE	*of	3	0	1	2	0	0	0	2	0	0	0	0	0	0	1	2	0	0	.258
Mar 08	SACRED HEART-1	ph/of	1	0	0	0	0	0	0	1	0	0	0	0	0	0	1	0	0	0	.250
Mar 08	SACRED HEART-2	*of	4	1	1	0	0	0	0	0	0	0	0	1	0	0	0	3	0	0	.250
Mar 09	SACRED HEART	*of	4	1	2	1	0	0	0	0	0	0	0	0	0	0	1	1	0	0	.275
Mar 12	AUBURN	*of	5	0	1	0	0	0	0	0	0	0	0	0	0	0	2	5	0	1	.267
Mar 15	TEXAS STATE	*of	3	3	1	1	0	0	1	2	0	1	0	0	0	0	1	3	0	0	.271
Mar 16	TEXAS STATE	*of	3	0	0	1	0	0	0	0	0	0	0	1	0	0	2	3	0	0	.255
Mar 17	TEXAS STATE	*of	4	0	0	0	0	0	0	0	0	0	0	0	0	0	2	5	0	0	.236
Mar 19	at New Orleans	*of	4	0	0	0	0	0	0	0	0	0	0	0	0	0	2	1	0	0	.220
Mar 20	NEW ORLEANS	*of	4	3	3	2	0	0	0	0	0	0	0	0	0	0	1	2	0	0	.254
Mar 22	at Arkansas State	*of	3	0	1	0	0	0	0	0	0	0	0	0	0	1	0	0	0	0	.258
Mar 23	at Arkansas State	*of	5	1	3	1	1	0	0	0	0	0	0	0	0	0	1	1	0	0	.282
Mar 24	at Arkansas State	*of	2	0	0	0	0	0	0	0	0	0	0	0	0	0	1	2	0	0	.274
Mar 26	SE LOUISIANA	*of	3	0	1	0	0	0	0	0	0	0	0	0	0	0	1	2	0	0	.276
Mar 29	at UT Arlington	*of	3	1	1	0	0	0	0	1	0	0	0	0	0	0	1	2	0	0	.278
Mar 30	at UT Arlington	ph/of	1	0	1	0	0	0	0	1	0	0	0	0	0	0	0	0	0	0	.287
Apr 02	at Southern Miss	*of	5	2	2	2	0	0	0	2	1	0	0	0	0	0	2	0	0	0	.294
Apr 03	at LSU	*of	2	0	0	0	0	0	0	1	0	0	0	1	0	0	1	4	0	0	.287
Apr 06	COASTAL CAROLINA	*of	4	0	0	0	0	0	0	0	0	0	0	0	0	0	1	2	0	0	.275
Apr 06	COASTAL CAROLINA-	*of	4	0	1	2	0	0	0	0	0	0	0	1	0	0	1	1	0	0	.274
Apr 07	COASTAL CAROLINA	*of	4	1	1	0	0	0	0	0	0	0	0	0	0	0	2	2	0	0	.273
Totals		26gs	99	19	27	14	2	0	2	13	1	1	0	4	0	1	32	47	1	2	.273

On base pct. .357 • Slugging pct. .354

2019 South Alabama Baseball
Individual Game-by-Game for South Alabama (as of Apr 07, 2019)

#22 Stokes, Hunter - 3 games (All games)

Date	Opponent	Pos	AB	R	H	RBI	2B	3B	HR	BB	SB	CS	HBP	SAC	SF	GDP	K	PO	A	E	Avg
Feb 15	at Clemson	*2b	2	0	0	0	0	0	0	0	0	0	0	0	0	0	0	1	3	0	.000
Feb 16	at Clemson-1	*2b	1	0	0	0	0	0	0	1	0	0	0	0	0	0	1	1	0	0	.000
Feb 16	at Clemson-2	ph/2b	1	0	0	0	0	0	0	0	0	0	0	0	0	0	1	0	0	0	.000
Totals		2gs	4	0	0	0	0	0	0	1	0	0	0	0	0	0	2	2	3	0	.000

On base pct. .200 • Slugging pct. .000

#23 Thomas, Colton - 21 games (All games)

Date	Opponent	Pos	AB	R	H	RBI	2B	3B	HR	BB	SB	CS	HBP	SAC	SF	GDP	K	PO	A	E	Avg
Feb 15	at Clemson	*dh	2	0	1	0	0	0	0	0	0	0	0	0	0	0	0	0	0	0	.500
Feb 16	at Clemson-1	*dh	2	0	0	0	0	0	0	0	0	0	0	0	0	0	1	0	0	0	.250
Feb 23	TENNESSEE TECH-1	*of	4	0	0	1	0	0	0	0	0	0	0	0	0	0	2	0	0	0	.125
Feb 24	TENNESSEE TECH	pr	0	0	0	0	0	0	0	0	1	0	0	0	0	0	0	0	0	0	.125
Mar 01	ALABAMA	*of	3	1	1	0	0	0	0	0	0	0	0	0	0	0	1	4	0	0	.182
Mar 02	ALABAMA-1	*of	2	0	0	0	0	0	0	0	0	0	0	0	0	0	2	1	0	1	.154
Mar 02	ALABAMA-2	pr	0	0	0	0	0	0	0	0	0	0	0	0	0	0	0	0	0	0	.154
Mar 08	SACRED HEART-1	ph	1	0	0	0	0	0	0	0	0	0	0	0	0	0	0	0	0	0	.143
Mar 08	SACRED HEART-2	ph	1	0	0	0	0	0	0	0	0	0	0	0	0	0	1	0	0	0	.133
Mar 09	SACRED HEART	ph	1	0	0	0	0	0	0	0	0	0	0	0	0	0	1	0	0	0	.125
Mar 15	TEXAS STATE	*dh	2	0	1	1	0	0	0	0	0	0	1	1	0	0	1	0	0	0	.167
Mar 16	TEXAS STATE	*dh	2	0	0	0	0	0	0	1	0	0	0	0	0	0	2	0	0	0	.150
Mar 17	TEXAS STATE	ph	1	0	0	0	0	0	0	0	0	0	0	0	0	0	0	0	0	0	.143
Mar 19	at New Orleans	*of	4	0	0	0	0	0	0	0	0	0	0	0	0	0	0	3	0	0	.120
Mar 20	NEW ORLEANS	*dh	2	3	1	1	0	0	0	1	0	0	1	0	0	0	0	0	0	0	.148
Mar 22	at Arkansas State	*dh	3	0	2	0	0	0	0	0	0	0	0	0	0	0	1	0	0	0	.200
Mar 24	at Arkansas State	*dh	2	0	0	0	0	0	0	0	0	0	1	0	0	0	1	0	0	0	.188
Mar 26	SE LOUISIANA	*dh	3	0	0	0	0	0	0	0	0	0	0	0	0	0	1	0	0	0	.171
Mar 29	at UT Arlington	ph	0	0	0	0	0	0	0	1	0	0	0	0	0	0	0	0	0	0	.171
Mar 30	at UT Arlington	*dh	1	0	0	0	0	0	0	1	0	0	0	0	0	0	1	0	0	0	.167
Apr 07	COASTAL CAROLINA	ph	1	0	0	0	0	0	0	0	0	0	0	0	0	0	1	0	0	0	.162
Totals		13gs	37	4	6	3	0	0	0	4	1	0	3	1	0	0	16	8	0	1	.162

On base pct. .295 • Slugging pct. .162

#28 Trussell, Tyler - 4 appearances (All games)

Date	Opponent	GS	IP	H	R	ER	BB	SO	2B	3B	HR	WP	BK	HBP	IBB	Score	W-L	Sv	ERA	NP
Feb 16	at Clemson-1		2.1	0	1	1	2	3	0	0	0	0	0	0	1	2-7	0-0	0	3.86	-
Feb 23	TENNESSEE TECH-2		0.2	2	0	0	0	0	0	0	0	0	0	0	0	7-3	1-0	0	3.00	8
Mar 02	ALABAMA-1		1.0	2	2	2	1	1	1	1	0	0	0	0	0	5-10	1-0	0	6.75	24
Mar 31	at UT Arlington		0.2	2	3	3	2	1	1	1	0	0	0	0	0	5-11	1-0	0	11.57	21
Totals		0	4.2	6	6	6	5	5	2	2	0	0	0	0	1	19-31	1-0	0		-

2019 South Alabama Baseball
Individual Game-by-Game for South Alabama (as of Apr 07, 2019)

#34 Wilson, Ethan - 31 games (All games)

Date	Opponent	Pos	AB	R	H	RBI	2B	3B	HR	BB	SB	CS	HBP	SAC	SF	GDP	K	PO	A	E	Avg
Feb 15	at Clemson	*of	4	1	3	1	0	0	1	0	0	1	0	0	0	0	0	3	0	0	.750
Feb 16	at Clemson-1	*of	4	1	3	0	1	0	0	0	0	0	0	0	0	0	0	5	0	0	.750
Feb 16	at Clemson-2	*of	3	1	1	0	0	0	0	1	0	0	0	0	0	0	1	3	0	1	.636
Feb 23	TENNESSEE TECH-1	*of	4	1	3	2	1	0	0	1	1	0	0	0	0	0	0	1	0	0	.667
Feb 23	TENNESSEE TECH-2	*of	4	1	0	0	0	0	0	0	0	0	1	0	0	0	0	4	0	0	.526
Feb 24	TENNESSEE TECH	*of	4	1	3	2	0	1	0	2	0	0	0	0	0	0	0	1	0	0	.565
Mar 01	ALABAMA	*of	4	1	1	3	0	0	1	0	0	0	0	0	0	0	0	3	0	0	.519
Mar 02	ALABAMA-1	*of	5	0	1	0	0	0	0	0	0	0	0	0	0	0	0	2	0	0	.469
Mar 02	ALABAMA-2	*of	3	0	0	0	0	0	0	1	0	0	0	0	0	0	3	1	0	0	.429
Mar 06	NICHOLLS STATE	*of	3	1	1	2	0	0	0	2	0	0	0	0	0	0	1	4	2	0	.421
Mar 08	SACRED HEART-1	*of	3	3	2	4	0	0	1	1	0	0	0	0	0	0	0	2	0	0	.439
Mar 08	SACRED HEART-2	*of	2	3	1	0	0	0	0	2	0	0	1	0	0	0	1	2	0	0	.442
Mar 09	SACRED HEART	*of	3	1	2	4	1	0	0	0	1	0	1	0	1	0	1	0	0	0	.457
Mar 12	AUBURN	*of	4	1	1	1	0	0	1	1	1	0	0	0	0	0	1	3	0	0	.440
Mar 15	TEXAS STATE	*of	5	2	2	3	0	0	1	0	0	0	0	0	0	0	1	2	0	0	.436
Mar 16	TEXAS STATE	*of	4	0	0	0	0	0	0	0	0	0	0	0	0	0	1	0	0	0	.407
Mar 17	TEXAS STATE	*of	4	1	1	0	1	0	0	0	0	0	0	0	0	0	2	4	0	0	.397
Mar 19	at New Orleans	*of	4	2	2	1	0	0	1	1	0	0	0	0	0	0	0	5	0	0	.403
Mar 20	NEW ORLEANS	*of	3	1	0	0	0	0	0	1	0	0	1	0	0	0	2	2	0	0	.386
Mar 22	at Arkansas State	*of	4	0	0	0	0	0	0	0	0	0	0	0	0	1	0	2	0	1	.365
Mar 23	at Arkansas State	*of	4	1	0	0	0	0	0	0	0	0	1	0	0	0	1	3	0	0	.346
Mar 24	at Arkansas State	*of	4	0	0	0	0	0	0	0	0	0	0	0	0	0	1	1	0	0	.329
Mar 26	SE LOUISIANA	*of	4	0	0	0	0	0	0	0	0	0	0	0	0	0	3	0	0	0	.314
Mar 29	at UT Arlington	*of	4	0	1	0	0	0	0	1	0	1	0	0	0	0	1	3	1	0	.311
Mar 30	at UT Arlington	*of	5	2	2	0	1	0	0	0	0	0	0	0	0	0	1	2	0	0	.316
Mar 31	at UT Arlington	*of	4	1	1	0	0	0	0	1	0	0	0	0	0	0	0	2	0	0	.313
Apr 02	at Southern Miss	*of	4	2	2	2	1	0	1	1	1	0	1	0	0	0	1	0	0	0	.320
Apr 03	at LSU	*of	4	0	0	0	0	0	0	0	0	0	0	0	0	0	0	2	0	0	.308
Apr 06	COASTAL CAROLINA	*of	5	0	1	0	0	0	0	0	0	0	0	0	0	0	2	4	0	0	.304
Apr 06	COASTAL CAROLINA-	*of	2	1	1	0	0	0	0	2	1	0	0	0	0	0	0	2	0	0	.307
Apr 07	COASTAL CAROLINA	*of	4	1	2	1	2	0	0	1	0	0	0	0	0	0	1	2	0	0	.314
Totals		31gs	118	30	37	26	8	1	7	19	5	2	6	0	1	1	25	70	3	2	.314

On base pct. .431 • Slugging pct. .576

#17 Yarborough, Caleb - 2 games (All games)

Date	Opponent	Pos	AB	R	H	RBI	2B	3B	HR	BB	SB	CS	HBP	SAC	SF	GDP	K	PO	A	E	Avg
Feb 24	TENNESSEE TECH	*p	0	0	0	0	0	0	0	0	0	0	0	0	0	0	0	0	1	0	.000
Mar 09	SACRED HEART	*p	0	0	0	0	0	0	0	0	0	0	0	0	0	0	0	0	0	1	.000
Totals		2gs	0	0	0	0	0	0	0	0	0	0	0	0	0	0	0	0	1	1	.000

On base pct. .000 • Slugging pct. .000

#17 Yarborough, Caleb - 8 appearances (All games)

Date	Opponent	GS	IP	H	R	ER	BB	SO	2B	3B	HR	WP	BK	HBP	IBB	Score	W-L	Sv	ERA	NP
Feb 16	at Clemson-2	*	3.0	1	0	0	1	3	0	0	0	0	0	0	0	4-3	0-0	0	0.00	-
Feb 24	TENNESSEE TECH	*	4.0	2	0	0	1	2	0	1	0	0	0	0	0	10-2	1-0	0	0.00	62
Mar 02	ALABAMA-2	*	1.2	5	4	4	1	1	2	0	0	0	0	0	0	1-6	1-1	0	4.15	37
Mar 09	SACRED HEART	*	5.0	3	2	0	1	5	0	0	0	0	0	0	0	11-2	2-1	0	2.63	72
Mar 17	TEXAS STATE	*	6.0	4	1	0	0	3	0	0	0	0	0	0	0	2-8	2-1	0	1.83	78
Mar 24	at Arkansas State	*	3.2	6	7	4	2	1	0	0	0	1	0	1	0	1-8	2-2	0	3.09	72
Mar 31	at UT Arlington	*	3.2	5	6	4	4	2	3	0	0	0	0	1	0	5-11	2-3	0	4.00	86
Apr 07	COASTAL CAROLINA	*	5.2	6	7	3	2	5	0	0	0	1	0	1	0	5-14	2-4	0	4.13	95
Totals		8	32.2	32	27	15	12	22	5	1	0	2	0	3	0	39-54	2-4	0	4.13	-

2019 South Alabama Baseball
Individual Game-by-Game for South Alabama (as of Apr 07, 2019)

#36 Young, Zach - 7 appearances (All games)

Date	Opponent	GS	IP	H	R	ER	BB	SO	2B	3B	HR	WP	BK	HBP	IBB	Score	W-L	Sv	ERA	NP
Feb 16	at Clemson-1		1.0	1	1	1	3	2	0	0	1	0	0	0	0	2-7	0-0	0	9.00	-
Feb 24	TENNESSEE TECH		1.0	0	0	0	0	0	0	0	0	0	0	0	0	10-2	0-0	0	4.50	10
Mar 02	ALABAMA-1		1.0	0	1	1	2	0	0	0	0	0	0	1	0	5-10	0-0	0	6.00	16
Mar 09	SACRED HEART		1.0	0	0	0	0	1	0	0	0	0	0	0	0	11-2	0-0	0	4.50	15
Mar 17	TEXAS STATE		1.0	2	2	2	1	0	1	0	0	1	0	0	0	2-8	0-0	0	7.20	19
Mar 24	at Arkansas State		1.0	0	0	0	1	2	0	0	0	0	0	1	0	1-8	0-0	0	6.00	21
Apr 07	COASTAL CAROLINA		0.1	3	4	4	2	0	2	0	0	0	0	0	0	5-14	0-0	0	11.37	15
Totals		0	6.1	6	8	8	9	5	3	0	1	1	0	2	0	36-51	0-0	0	11.37	-



2019 South Alabama Baseball Individual Career History



Aberouette, Felix

Year	avg	gp-gs	ab	r	h	2b	3b	hr	rbi	bb	so	sb-att
2018	.080	32-4	25	2	2	1	0	0	2	6	13	0-0
2019	.229	24-20	70	8	16	4	0	3	18	11	21	0-0
TOTAL	.189	56-24	95	10	18	5	0	3	20	17	34	0-0

Akridge, Hunter

Arguelles, Andy

Year	era	w-l	app	gs	cg	sho	sv	ip	h	r	er	bb	so
2017	5.37	3-3	16	10	0	0/1	0	55.1	63	36	33	25	51
2018	5.50	1-1	6	5	0	0/1	0	18.0	13	12	11	15	17
2019	7.71	0-1	7	0	0	0/0	0	9.1	9	8	8	8	7
TOTAL	5.66	4-5	29	15	0	0/2	0	82.2	85	56	52	48	75

Auerbach, Brandon

Year	avg	gp-gs	ab	r	h	2b	3b	hr	rbi	bb	so	sb-att
2019	.200	21-20	50	15	10	1	0	0	7	14	13	1-1
TOTAL	.200	21-20	50	15	10	1	0	0	7	14	13	1-1

Booker, JoJo

Year	era	w-l	app	gs	cg	sho	sv	ip	h	r	er	bb	so
2018	7.15	2-1	17	1	0	0/1	1	34.0	33	32	27	19	40
2019	3.67	3-3	8	8	0	0/1	0	41.2	42	22	17	29	41
TOTAL	5.23	5-4	25	9	0	0/2	1	75.2	75	54	44	48	81

Cheatwood, Joel

Year	era	w-l	app	gs	cg	sho	sv	ip	h	r	er	bb	so
2019	5.11	1-0	8	0	0	0/0	0	12.1	13	7	7	6	10
TOTAL	5.11	1-0	8	0	0	0/0	0	12.1	13	7	7	6	10

Dailey, Dakota

Year	avg	gp-gs	ab	r	h	2b	3b	hr	rbi	bb	so	sb-att
2019	.220	20-9	41	6	9	1	1	0	6	2	10	1-1
TOTAL	.220	20-9	41	6	9	1	1	0	6	2	10	1-1

Dalton, Jase

Year	era	w-l	app	gs	cg	sho	sv	ip	h	r	er	bb	so
2019	7.36	1-1	6	1	0	0/0	0	14.2	18	12	12	8	14
TOTAL	7.36	1-1	6	1	0	0/0	0	14.2	18	12	12	8	14



2019 South Alabama Baseball Individual Career History



Davis, Wells

Year	avg	gp-gs	ab	r	h	2b	3b	hr	rbi	bb	so	sb-att
2016	.000	4-0	4	0	0	0	0	0	0	1	2	0-0
2017	.293	57-55	205	50	60	7	0	14	57	40	56	0-0
2018	.295	56-56	190	36	56	10	1	8	56	53	44	1-1
2019	.205	31-31	112	16	23	4	0	5	19	21	32	0-0
TOTAL	.272	148-142	511	102	139	21	1	27	132	115	134	1-1

DeLaTorre, Kaleb

Year	avg	gp-gs	ab	r	h	2b	3b	hr	rbi	bb	so	sb-att
2019	.275	31-31	120	25	33	7	2	4	17	14	24	0-0
TOTAL	.275	31-31	120	25	33	7	2	4	17	14	24	0-0

DeSantis, Nick

Year	era	w-l	app	gs	cg	sho	sv	ip	h	r	er	bb	so
2017	4.70	3-0	6	0	0	0/0	0	15.1	11	8	8	4	22
2018	7.71	3-0	11	0	0	0/1	1	18.2	20	16	16	9	24
2019	3.98	2-2	13	0	0	0/0	1	20.1	20	9	9	8	22
TOTAL	5.47	8-2	30	0	0	0/1	2	54.1	51	33	33	21	68

Greene, Zach

Year	era	w-l	app	gs	cg	sho	sv	ip	h	r	er	bb	so
2018	3.79	2-4	23	2	0	0/1	5	57.0	53	28	24	13	80
2019	0.36	1-0	13	0	0	0/1	6	25.1	13	3	1	3	41
TOTAL	2.73	3-4	36	2	0	0/2	11	82.1	66	31	25	16	121

Harlan, Zach

Year	era	w-l	app	gs	cg	sho	sv	ip	h	r	er	bb	so
2019	6.00	0-0	4	0	0	0/0	0	3.0	4	2	2	3	4
TOTAL	6.00	0-0	4	0	0	0/0	0	3.0	4	2	2	3	4

Lambert, Chase

Year	era	w-l	app	gs	cg	sho	sv	ip	h	r	er	bb	so
2018	2.67	1-0	18	0	0	0/0	2	30.1	24	11	9	10	22
2019	3.86	0-0	6	0	0	0/1	0	7.0	6	3	3	4	10
TOTAL	2.89	1-0	24	0	0	0/1	2	37.1	30	14	12	14	32

Lewis, Nick

Year	avg	gp-gs	ab	r	h	2b	3b	hr	rbi	bb	so	sb-att
2019	.205	19-11	44	7	9	1	1	0	3	6	14	0-1
TOTAL	.205	19-11	44	7	9	1	1	0	3	6	14	0-1

Marra, Michael

Year	era	w-l	app	gs	cg	sho	sv	ip	h	r	er	bb	so
2018	99.00	0-0	1	0	0	0/0	0	0.0	1	3	3	2	0
2019	4.50	0-0	1	0	0	0/0	0	2.0	1	1	1	0	1
TOTAL	18.00	0-0	2	0	0	0/0	0	2.0	2	4	4	2	1



2019 South Alabama Baseball Individual Career History



McBride, Patrick

Year	era	w-l	app	gs	cg	sho	sv	ip	h	r	er	bb	so
2018	4.95	1-2	8	4	0	0/1	0	20.0	21	11	11	7	9
2019	5.40	0-1	5	2	0	0/0	0	13.1	13	8	8	9	7
TOTAL	5.13	1-3	13	6	0	0/1	0	33.1	34	19	19	16	16

Michael, Noah

Year	era	w-l	app	gs	cg	sho	sv	ip	h	r	er	bb	so
2018	8.06	1-4	8	4	0	0/0	0	25.2	31	24	23	18	19
2019	6.35	0-0	3	0	0	0/0	0	5.2	8	4	4	1	4
TOTAL	7.76	1-4	11	4	0	0/0	0	31.1	39	28	27	19	23

Montiel, Santi

Year	avg	gp-gs	ab	r	h	2b	3b	hr	rbi	bb	so	sb-att
2019	.236	31-31	106	21	25	4	1	2	12	22	33	1-2
TOTAL	.236	31-31	106	21	25	4	1	2	12	22	33	1-2

Nightengale, Drake

Year	era	w-l	app	gs	cg	sho	sv	ip	h	r	er	bb	so
2019	5.40	2-2	8	7	0	0/0	0	33.1	27	22	20	28	38
TOTAL	5.40	2-2	8	7	0	0/0	0	33.1	27	22	20	28	38

Paparella, Eddie

Year	avg	gp-gs	ab	r	h	2b	3b	hr	rbi	bb	so	sb-att
2016	.182	10-2	11	1	2	2	0	0	2	4	5	0-0
2017	.268	46-35	123	24	33	6	1	7	34	22	42	3-4
2019	.240	11-4	25	4	6	0	0	2	9	2	12	0-0
TOTAL	.258	67-41	159	29	41	8	1	9	45	28	59	3-4

Perez, Tyler

Year	avg	gp-gs	ab	r	h	2b	3b	hr	rbi	bb	so	sb-att
2018	.000	1-0	0	1	0	0	0	0	1	1	0	0-0
TOTAL	.000	1-0	0	1	0	0	0	0	1	1	0	0-0

Year	era	w-l	app	gs	cg	sho	sv	ip	h	r	er	bb	so
2017	4.66	1-0	8	0	0	0/1	1	19.1	25	11	10	4	11
2018	5.40	0-0	8	3	0	0/1	0	13.1	21	15	8	14	9
2019	4.26	1-0	11	1	0	0/0	0	19.0	23	9	9	10	15
TOTAL	4.70	2-0	27	4	0	0/2	1	51.2	69	35	27	28	35

Perkins, Carter

Year	avg	gp-gs	ab	r	h	2b	3b	hr	rbi	bb	so	sb-att
2016	.274	57-49	168	15	46	7	0	0	25	18	44	1-1
2017	.250	41-26	124	18	31	7	1	1	18	12	20	0-0
2018	.301	53-51	176	38	53	9	0	9	43	31	33	0-0
2019	.280	29-29	107	16	30	3	0	0	19	15	21	0-0
TOTAL	.278	180-155	575	87	160	26	1	10	105	76	118	1-1



2019 South Alabama Baseball Individual Career History



Phillips, Hunter

Year	era	w-l	app	gs	cg	sho	sv	ip	h	r	er	bb	so
2019	13.50	0-0	5	0	0	0/0	0	3.1	5	5	5	1	5
TOTAL	13.50	0-0	5	0	0	0/0	0	3.1	5	5	5	1	5

Powers, Reid

Year	avg	gp-gs	ab	r	h	2b	3b	hr	rbi	bb	so	sb-att
2018	.067	13-4	15	1	1	1	0	0	0	0	8	0-0
2019	.250	12-0	8	2	2	1	0	0	0	2	2	0-0
TOTAL	.130	25-4	23	3	3	2	0	0	0	2	10	0-0

Proctor, Jared

Year	era	w-l	app	gs	cg	sho	sv	ip	h	r	er	bb	so
2018	3.11	5-1	19	9	1	1/1	0	55.0	44	27	19	27	49
2019	7.07	0-3	8	4	0	0/0	0	14.0	13	14	11	12	7
TOTAL	3.91	5-4	27	13	1	1/1	0	69.0	57	41	30	39	56

Sandle, Michael

Year	avg	gp-gs	ab	r	h	2b	3b	hr	rbi	bb	so	sb-att
2018	.225	53-52	191	28	43	8	3	3	32	20	43	5-6
2019	.289	25-21	76	15	22	3	2	3	20	9	12	2-3
TOTAL	.243	78-73	267	43	65	11	5	6	52	29	55	7-9

Shell, Bennett

Year	avg	gp-gs	ab	r	h	2b	3b	hr	rbi	bb	so	sb-att
2019	.273	28-26	99	19	27	2	0	2	14	13	32	1-2
TOTAL	.273	28-26	99	19	27	2	0	2	14	13	32	1-2

Year	era	w-l	app	gs	cg	sho	sv	ip	h	r	er	bb	so
2018	6.65	2-3	6	4	0	0/1	1	23.0	22	17	17	5	25
TOTAL	6.65	2-3	6	4	0	0/1	1	23.0	22	17	17	5	25

Stokes, Hunter

Year	avg	gp-gs	ab	r	h	2b	3b	hr	rbi	bb	so	sb-att
2017	.302	48-37	126	31	38	4	3	3	19	28	45	0-2
2018	.222	53-46	167	29	37	7	0	3	29	38	55	0-2
2019	.000	3-2	4	0	0	0	0	0	0	1	2	0-0
TOTAL	.253	104-85	297	60	75	11	3	6	48	67	102	0-4

Thomas, Colton

Year	avg	gp-gs	ab	r	h	2b	3b	hr	rbi	bb	so	sb-att
2017	.327	39-25	101	30	33	6	0	4	18	17	28	5-8
2019	.162	21-13	37	4	6	0	0	0	3	4	16	1-1
TOTAL	.283	60-38	138	34	39	6	0	4	21	21	44	6-9



2019 South Alabama Baseball Individual Career History



Trussell, Tyler

Year	era	w-l	app	gs	cg	sho	sv	ip	h	r	er	bb	so
2019	11.57	1-0	4	0	0	0/0	0	4.2	6	6	6	5	5
TOTAL	11.57	1-0	4	0	0	0/0	0	4.2	6	6	6	5	5

Wilson, Ethan

Year	avg	gp-gs	ab	r	h	2b	3b	hr	rbi	bb	so	sb-att
2019	.314	31-31	118	30	37	8	1	7	26	19	25	5-7
TOTAL	.314	31-31	118	30	37	8	1	7	26	19	25	5-7

Yarborough, Caleb


Year	era	w-l	app	gs	cg	sho	sv	ip	h	r	er	bb	so
2018	2.53	1-1	3	2	0	0/0	0	10.2	10	6	3	7	6
2019	4.13	2-4	8	8	0	0/0	0	32.2	32	27	15	12	22
TOTAL	3.74	3-5	11	10	0	0/0	0	43.1	42	33	18	19	28

Young, Zach

Year	era	w-l	app	gs	cg	sho	sv	ip	h	r	er	bb	so
2019	11.37	0-0	7	0	0	0/0	0	6.1	6	8	8	9	5
TOTAL	11.37	0-0	7	0	0	0/0	0	6.1	6	8	8	9	5


Nick Lewis

IF/OF • Jr.-JC
R/R • 6-0 • 190 **2**
Troy, Ala.
Wallace-Dothan (Ala.) CC


Santi Montiel

IF • Fr.-HS
R/R • 5-9 • 165 **6**
Alpharetta, Ga.
Alpharetta HS


Drake Nightengale

RHP • Jr.-JC
R/R • 6-1 • 215 **8**
Hattiesburg, Miss.
Pearl River (Miss.) CC


Dakota Dailey


IF • Jr.-JC
R/R • 6-0 • 185 **9**
Burnsville, Miss.
Northwest Mississippi CC


Nick DeSantis

RHP • R-Sr.-2L
R/R • 6-1 • 190 **10**
Woodstock, Ga.
Lawson State (Ala.) CC


JoJo Booker

RHP • So.-1L
R/R • 6-3 • 205 **11**
Brewton, Ala.
T.R. Miller HS


Zach Greene

RHP • Sr.-1L
R/R • 6-1 • 205 **13**
Jacksonville, Fla.
St. Johns River (Fla.) CC


Carter Perkins

C • Sr.-3L
L/R • 5-10 • 190 **14**
McDonough, Ga.
Ola HS


Kaleb DeLaTorre


RHP • Jr.-JC
L/R • 6-0 • 200 **15**
Fort Scott, Kan.
Neosho County (Kan.) CC


Michael Marra


RHP • R-Jr.-1L
R/R • 6-0 • 175 **16**
Kansas City, Mo.
Crowder (Mo.) CC


Caleb Yarborough


LHP • R-Jr.-1L
L/L • 5-10 • 175 **17**
Brookhaven, Miss.
Meridian (Miss.) CC


Jase Dalton

RHP • R-So.-JC
R/R • 6-2 • 235 **18**
Byram, Miss.
Hinds (Miss.) CC


Andy Arguelles


LHP • Jr.-2L
L/L • 5-11 • 180 **19**
Miami, Fla.
Christopher Columbus HS


Reid Powers

C • So.-1L
R/R • 6-2 • 205 **20**
Madison, Ala.
Sparkman HS


Hunter Phillips

RHP • R-Jr.-JC
R/R • 6-2 • 190 **21**
Perry, Ga.
Chattahoochee Valley (Ala.) CC


Hunter Stokes

IF • Jr.-2L
L/R • 6-0 • 170 **22**
Spanish Fort, Ala.
Spanish Fort HS


Colton Thomas

OF • R-Sr.-1L
L/L • 6-0 • 195 **23**
Prattville, Ala.
Darton State (Ga.) JC


Eddie Paparella


OF • R-Sr.-1L
R/R • 6-4 • 205 **24**
Skillman, N.J.
Howard (Texas) JC


Michael Sandle

OF • So.-1L
R/R • 5-10 • 185 **25**
Navarre, Fla.
Navarre HS



Tyler Trussell

RHP • R-So.-JC
R/R • 6-0 • 200 **28**
Clinton, Miss.
Hinds (Miss.) CC



Jared Proctor

LHP • Sr.-1L **30**
L/L • 5-8 • 155
Bardstown, Ky.
Wabash Valley (Ill.) CC




Felix Aberouette

C • Sr.-1L **31**
R/R • 6-2 • 215
San Bruno, Calif.
Skyline (Calif.) CC



Patrick McBride

RHP • Sr.-1L **32**
R/R • 6-1 • 225
Hawesville, Ky.
John A. Logan (Ill.) CC



Tyler Perez

RHP • Jr.-2L **33**
R/R • 6-2 • 150
Miami, Fla.
Mater Academy Charter HS



Ethan Wilson

OF • Fr.-HS **34**
L/L • 6-2 • 205
Andalusia, Ala.
Andalusia HS




Zach Young

RHP • Fr.-HS **36**
R/R • 6-1 • 180
Sebastian, Fla.
Sebastian River HS




Bennett Shell

OF • Fr.-HS **37**
L/R • 5-9 • 175
Pace, Fla.
Pace HS



Wells Davis

IF • Sr.-3L **38**
L/L • 6-2 • 205
Columbus, Miss.
New Hope HS




Noah Michael

RHP • R-So.-1L **39**
R/R • 5-11 • 190
Mobile, Ala.
St. Paul's Episcopal School



Chase Lambert

RHP • Sr.-1L **40**
R/R • 5-11 • 215
Pace, Fla.
Faulkner State (Ala.) CC




Joel Cheatwood

RHP • Jr.-JC **43**
R/R • 6-2 • 180
Chelsea, Ala.
Snead State (Ala.) CC



Brandon Auerbach

IF • Fr.-HS **44**
R/R • 5-8 • 160
Parkland, Fla.
Marjory Stoneman Douglas HS



Herndon Akridge

RHP • Fr.-HS **46**
R/R • 6-0 • 160
Mobile, Ala.
St. Paul's Episcopal School



Zach Harlan

RHP • R-Fr.-HS **47**
R/R • 5-10 • 180
Daphne, Ala.
Daphne HS