



# CRIMSON TIDE

BASEBALL

24 NCAA Tournament Appearances » 5 CWS Appearances » 14 SEC Championships » 67 Major League Players



## GAMES 35-37



# ALABAMA at MISSISSIPPI STATE

APRIL 12-14, 2019 / STARKVILLE, MISS.  
DUDY NOBLE FIELD (15,000+)

TV: SEC NETWORK+ / SEC NETWORK

(PxP: TBA, Color: TBA / PxP: Clay Matvick, Color: Ben McDonald)

RADIO: CRIMSON TIDE SPORTS NETWORK

(Play-By-Play: Chris Stewart, Color: Lee Tracey)

### CRIMSON TIDE

### BULLDOGS

2019 Record ..... 23-11  
2019 SEC Record ..... 4-8  
Head Coach ..... Brad Bohannon  
Record at Alabama (Years) .... 50-40 (2nd)  
Career Record (Years) ..... 50-40 (2nd)

2019 Record ..... 28-6  
2019 SEC Record ..... 7-5  
Head Coach ..... Chris Lemonis  
Record at MSU (Years) ..... 28-6 (1st)  
Career Record (Years) ..... 169-97-2 (5th)

### INSIDE THE SERIES

**Overall:** 417th Meeting on Friday (Alabama leads, 214-198-4)  
**Alabama's Record:** At Home: 127-79-2 | In Starkville: 80-111-2 | At Neutral Sites: 7-8  
**Current Streak:** Mississippi State, Won 1  
**Last Meetings:** May 4-6, 2018 in Tuscaloosa (Alabama, 1-2 || L, 12-14 (10) / W, 4-3 (10) / L, 4-6)  
**Series Notes:** Alabama and Mississippi State are split at 5-5 in the last 10 series in Starkville. The most recent series in 2017 went to State with the 2015 series favoring the Tide.

### PROBABLE STARTING PITCHING MATCHUPS

FRIDAY	W-L	ERA	G/GS	IP	H	R	ER	BB	SO
UA - Sam Finnerty (Sr., RHP)	5-3	3.19	8/8	48.0	42	18	17	6	36
MSU - Ethan Small (R-Jr., LHP)	3-0	2.06	8/8	48.0	29	12	11	12	79
SATURDAY	W-L	ERA	G/GS	IP	H	R	ER	BB	SO
UA - Brock Love (R-Jr., RHP)	4-1	3.62	9/7	32.1	28	15	13	12	41
MSU - Peyton Plumlee (Sr., RHP)	1-2	3.86	10/6	32.2	25	16	14	14	36
SUNDAY	W-L	ERA	G/GS	IP	H	R	ER	BB	SO
UA - TBA									
MSU - TBA									

## 2019 SCHEDULE

Opponent	TV	Time (CT)/Result
<b>FEBRUARY (7-2)</b>		
15 PRESBYTERIAN	SEC Network+	W, 7-2
16 PRESBYTERIAN	SEC Network+	L, 1-4
PRESBYTERIAN	SEC Network+	W, 9-4
18 JACKSONVILLE STATE	SEC Network+	W, 13-2
22 BALL STATE	SEC Network+	W, 7-1
23 BALL STATE	SEC Network+	L, 5-8
24 BALL STATE	SEC Network+	W, 6-0
26 NORTH ALABAMA	SEC Network+	W, 8-0
27 NORTH ALABAMA	SEC Network+	W, 4-1
<b>MARCH (13-7)</b>		
1 at South Alabama		W, 7-3
2 at South Alabama		W, 10-5
at South Alabama		W, 6-1
5 UAB	SEC Network+	W, 4-3
6 SOUTH DAKOTA STATE	SEC Network+	(14) W, 5-4
8 NORTHERN KENTUCKY	SEC Network+	W, 15-1
9 NORTHERN KENTUCKY	SEC Network+	W, 9-4
10 NORTHERN KENTUCKY	SEC Network+	W, 10-1
12 MIDDLE TENNESSEE	SEC Network+	W, 2-0
15 at #8 Ole Miss*	SEC Network+	L, 0-1
16 at #8 Ole Miss*	SEC Network+	W, 8-6
17 at #8 Ole Miss*	SEC Network+	L, 2-12
19 MAINE	SEC Network+	W, 16-0
22 #9 ARKANSAS*	SEC Network+	L, 3-12
23 #9 ARKANSAS*	SEC Network+	W, 10-0
24 #9 ARKANSAS*	SEC Network+	L, 2-10
26 vs. #12 Auburn <sup>1</sup>	SEC Network	W, 6-3
29 at #15 Florida*	SEC Network+	L, 1-3
30 at #15 Florida*	SEC Network+	L, 3-12
31 at #15 Florida*	SEC Network+	L, 3-6
<b>APRIL (3-2)</b>		
2 TROY	SEC Network+	L, 4-8
5 SOUTH CAROLINA*	SEC Network	W, 9-0
SOUTH CAROLINA*	SEC Network	W, 4-1
6 SOUTH CAROLINA*	SEC Network+	(12) L, 4-5
9 at Samford	ESPN+	W, 21-2
12 at #5 Mississippi State*	SEC Network+	6:30 P.M.
13 at #5 Mississippi State*	SEC Network+	3 P.M.
14 at #5 Mississippi State*	SEC Network	3 P.M.
16 at UAB <sup>2</sup>		6:30 P.M.
19 VANDERBILT*	SEC Network+	6 P.M.
20 VANDERBILT*	SEC Network	8 P.M.
21 VANDERBILT*	SEC Network+	1 P.M.
24 at Jacksonville State		6 P.M.
26 LSU*	SEC Network+	6 P.M.
27 LSU*	SEC Network+	2 P.M.
28 LSU*	SEC Network+	1 P.M.
<b>MAY (0-0)</b>		
3 at Auburn*	SEC Network+	6 P.M.
4 at Auburn*	SEC Network	7 P.M.
5 at Auburn*	SEC Network	3 P.M.
8 at Troy		6 P.M.
10 TEXAS A&M*	SEC Network+	6 P.M.
11 TEXAS A&M*	SEC Network+	2 P.M.
12 TEXAS A&M*	SEC Network	2 P.M.
14 SAMFORD	SEC Network+	6 P.M.
16 at Georgia*	SEC Network+	6 P.M.
17 at Georgia*	SEC Network	6 P.M.
18 at Georgia*	SEC Network+	1 P.M.
21-26 SEC Tournament <sup>3</sup>	SEC Network/ESPN2	TBA

(1) - MAX Capital City Classic at Riverwalk Stadium (Montgomery, Ala.)  
 (2) - Regions Field (Birmingham, Ala.)  
 (3) - SEC Baseball Tournament at Hoover Metropolitan Stadium (Hoover, Ala.)  
 \* Southeastern Conference game  
 BOLD indicates home game  
 Rankings are Baseball America or USA Today Coaches (highest ranking listed)

### SOCIAL MEDIA:



Follow us on Twitter and Instagram @AlabamaBSB



Like us on Facebook at AlabamaBSB

Follow ALABAMA BASEBALL on the social media sites listed for up-to-date news, exclusive content and more.

ALABAMA		MSU	
<b>2019 STATS</b>		<b>Season</b>	<b>2019 STATS</b>
.275		<b>Average</b>	.324
6.6		<b>Runs / Game</b>	8.8
9.4		<b>Hits / Game</b>	11.7
61		<b>Doubles</b>	90
8		<b>Triples</b>	8
32		<b>Home Runs</b>	37
203		<b>Runs Batted In</b>	266
195/250		<b>Walks / Strikeouts</b>	144/197
33-45		<b>Stolen Bases</b>	46-59
309.0		<b>Innings Pitched</b>	307.0
3.12		<b>ERA</b>	3.43
3.7		<b>Runs Allowed / Game</b>	4.0
7.6		<b>Hits Allowed / Game</b>	7.4
108/299		<b>Walks / Strikeouts</b>	93/396
.980		<b>Fielding Percentage</b>	.972
25		<b>Errors</b>	36
23		<b>Double Plays</b>	13

ALABAMA		MSU	
<b>2019 STATS</b>		<b>Season</b>	<b>2019 STATS</b>
Williamson .344		<b>Average</b>	.414 Mangum
Gentry 25		<b>Runs</b>	40 Mangum/Westburg
McCullough 39		<b>Hits</b>	65 Mangum
Breaux 11		<b>Doubles</b>	17 Mangum
Breaux/McCullough 2		<b>Triples</b>	3 Mangum
Gentry 8		<b>Home Runs</b>	10 Foscue
Gentry/Holcombe 28		<b>Runs Batted In</b>	36 Westburg
Williamson 26		<b>Walks</b>	26 MacNamee
Gentry 5		<b>Stolen Bases</b>	18 Mangum
Williamson .484		<b>On-Base %</b>	.474 MacNamee
Reeves .607		<b>Slugging %</b>	.620 Foscue
Finnerty 48.0		<b>Innings Pitched</b>	48.0 Small
Medders/Randolph 13		<b>Appearances</b>	15 Liebelt/Smith
Vainer 0.00		<b>ERA (reliever)</b>	1.72 Barlow
Finnerty 5		<b>Wins</b>	6 Ginn
Randolph 5		<b>Saves</b>	8 Gordon
Love 41		<b>Strikeouts</b>	79 Small

### ABOUT MISSISSIPPI STATE

• Alabama and Mississippi State will meet for the 417th time in series history when the two teams square off for the series opener on Friday night at Dudy Noble Field. The Crimson Tide holds the all-time advantage, 214-198-4, in a series that dates back to 1896, but the Bulldogs lead the way in Starkville, 111-80-2. The series between the two schools is the third-oldest SEC pairing in Alabama history, trailing only Vanderbilt (1893) and Ole Miss (1895).

• The two Western Division foes last met for three games from May 4-6, 2018, in Tuscaloosa. The Tide won the middle game of the series to register win No. 6 of the SEC slate, surpassing the 2017 win total of five games in conference play. State clinched the series on getaway day with a 6-4 win in the finale. The Bulldogs used five runs across the fifth and sixth innings to claim the series victory with a Sunday win.

• Chris Lemonis is in his first season with the Bulldogs in 2019 and came to Starkville with a career record of 141-91-2 across his four years as the head coach at Indiana. Lemonis is joined by assistant coaches Scott Foxhall and Jake Gautreau along with volunteer assistant coach Kyle Cheesebrough.

• Mississippi State returns 18 letterwinners, including eight positional starters and five pitchers, from the 2018 team that finished 39-29 overall and 15-15 in SEC action to finish third West. The Bulldogs went on a storybook run last season, advancing all the way to the College World Series before falling to Oregon State. The 2019 roster is without 11 lettermen from a season ago, a number that includes two positional starters and seven pitchers. The 2019 State squad features 17 newcomers, a group that is made up of 11 freshmen and six transfers.

• The Bulldogs were selected to finish sixth in the West and 10th overall in the SEC in the league's preseason poll, as voted on by the conference's head coaches.

ALABAMA IN THE POLLS					
	BA	CBN	D1	NCBWA	USA Today
Preseason	--	--	--	--	--
Feb. 18	--	--	--	--	--
Feb. 25	--	--	--	--	--
March 4	--	--	--	RV	--
March 11	--	26	--	RV	RV
March 18	--	--	--	RV	RV
March 25	--	--	--	RV	RV
April 1	--	--	--	--	--
April 8	--	--	--	--	--
April 15					
April 22					
April 29					
May 6					
May 13					
May 20					
May 27					

2019 SEC STANDINGS		
<b>EASTERN DIVISION</b>		
<b>SCHOOL</b>	<b>OVERALL</b>	<b>SEC</b>
Georgia	28-6	9-3
Vanderbilt	25-8	7-5
Missouri	23-11-1	5-6-1
Tennessee	24-10	4-8
Florida	22-13	4-8
South Carolina	20-13	3-9
Kentucky	18-15	2-10
<b>WESTERN DIVISION</b>		
<b>SCHOOL</b>	<b>OVERALL</b>	<b>SEC</b>
Arkansas	25-8	8-4
Ole Miss	24-10	8-4
LSU	23-11	8-4
Texas A&M	25-9-1	7-4-1
Mississippi State	28-6	7-5
Auburn	23-10	7-5
<b>Alabama</b>	<b>23-11</b>	<b>4-8</b>

CRIMSON TIDE AT A GLANCE	
Overall Record.....	23-11
Current Streak.....	Won 1
Series Record.....	6-3-0
Home .....	17-6
Road .....	5-5
Neutral .....	1-0
Day/Night .....	13-6/10-5
vs. Top-25 Teams .....	3-7
In February .....	7-2
In March .....	13-7
In April .....	3-2
In May .....	0-0
In June .....	0-0
vs. RHS/LHS .....	16-9/7-2
Alabama Scores First .....	19-2
Comeback Wins .....	7
Losses After Leading .....	2
Extra Innings .....	1-1
One-Run Games .....	2-2
Two-Run Games .....	2-1
Leading After 6/7/8 .....	21-0/21-0/23-0
Trailing After 6/7/8 .....	0-10/0-10/0-10
Alabama Out-Hits Opponent .....	19-0
Opponent Out-Hits Alabama .....	0-10
Two Teams Match on Hits .....	4-1

QUICK FACTS

UNIVERSITY

Location .....	Tuscaloosa, Ala.
Founded .....	April 12, 1831
Enrollment .....	38,392
Conference .....	Southeastern
Colors .....	Crimson and White
Nickname .....	Crimson Tide
President .....	Dr. Stuart Bell
Director of Athletics .....	Greg Byrne

FACULTY ATHLETICS

Representative .....	Dr. James King
Sport Administrator .....	Chris Besanceney
Arena (Capacity) .....	Sewell-Thomas Stadium (5,867+)

COACHING STAFF

Head Coach .....	Brad Bohannon
Alma Mater .....	Berry College, 1998
Record at Alabama .....	50-40 (Second Season)
Assistant Coach .....	Jason Jackson (Second Season)
Assistant Coach .....	Jerry Zulli (Second Season)
Assistant Coach .....	Matt Reida (First Season)
Director of Operations .....	Jack Hoehl
Strength and Conditioning .....	Brett Price
Athletic Trainer .....	Sean Stryker

TEAM INFORMATION

2018 Record .....	27-29
2018 SEC Record/Finish .....	8-22/14th
2018 H/A/N Record .....	22-13/5-15/0-1
Letterwinners Returning/Lost .....	13/18
Starting Position Players Returning/Lost .....	3/6
Starting Pitchers Returning/Lost .....	2/1
Newcomers .....	22

PROGRAM HISTORY

All-Time Record .....	2,634-1,641-25 (.616)
SEC Record .....	961-828-5 (.537)
SEC Tournament Record .....	49-43 (.533)
SEC Championships .....	14
SEC Divisional Championships .....	11
NCAA Tournament Appearances .....	24
CWS Appearances .....	5

ATHLETICS COMMUNICATIONS

Baseball Contact .....	Alex Thompson
Office .....	205-348-6084
Cell .....	440-666-7615
E-mail .....	athompson@ia.ua.edu
Fax .....	205-348-8841
Website .....	www.RollTide.com
Mailing Address .....	1201 Coliseum Drive Room 170 Tuscaloosa, AL 35487

HOW TO FOLLOW ALABAMA BASEBALL

Get all the latest information on the team by following @AlabamaBSB on Twitter and Instagram and on Facebook at Alabama Baseball. General athletic news can be found at UA\_Athletics on Twitter and Instagram and AlabamaAthletics on Facebook.

ABOUT ALABAMA

Alabama enters this weekend having won three of the last four, including an SEC series win over South Carolina across Friday and Saturday. The Crimson Tide swept a Friday doubleheader against the Gamecocks to secure the series victory, the Tide's first against SC in Tuscaloosa since 2007. UA battled on Saturday for the series sweep but fell in a 12-inning affair. Most recently, the Tide took down Samford on a record-setting night in Birmingham by the score of 21-2.

The Crimson Tide earned a series win over South Carolina thanks to a pair of victories in Friday's doubleheader at Sewell-Thomas Stadium. The Crimson Tide first blanked the Gamecocks, 9-0, to start the day before a 4-1 victory in game two of the twinbill to clinch the series.

**Sam Finnerty** spun a complete game shutout in game one of Friday's doubleheader. Finnerty tossed a career-long 9.0 innings, allowing four hits and no walks while striking out five. The senior used only 79 pitches on the way to the Crimson Tide's first complete game shutout since May 18, 2018. Finnerty's start was highlighted by a stretch in the middle of the game that saw him retire 16 straight Gamecock hitters. His efforts earned him SEC Co-Pitcher of the Week honors on Monday.

The bats also came alive in game one with four players recording multi-hit performances, led by junior **Tyler Gentry's** 2-for-4 that included a grand slam, a team-high four RBI and two runs scored. Fellow juniors **Morgan McCullough** and **Brett Auerbach** also contributed a pair of hits in addition to two RBI apiece, with McCullough adding two runs scored.

The Crimson Tide came away with a 4-1 win in game two of the doubleheader thanks to another impressive performance on the mound. Redshirt junior **Brock Love** provided Alabama with a career-long 6.0 innings of work on the way to the win. Love allowed one run on three hits and a pair of walks while punching out eight across his 93 pitches of work.

**Jeremy Randolph** then took over, tossing the final 3.0 frames for his fifth save in as many chances. The graduate closer issued just two walks and struck out four to help the Tide secure the doubleheader sweep.

Alabama's offense was powered in game two by the heart of the order with the 3-4-5 hitters combining to go 8-15 with two RBI and three runs scored. McCullough, who hit in the three spot, finished with a team-high tying three hits and led the Tide with two runs scored. Matching him on hits was **Drew Williamson**. The freshman tallied three hits, including a double, and added a team-leading two RBI to go with a run scored. Gentry, the four-hole hitter, recorded two hits to go with a run scored.

An extra-innings affair between Alabama and South Carolina favored the Gamecocks, 5-4, as SC earned the Saturday victory in 12. The Crimson Tide was tasked with overcoming an early 4-0 deficit but was able to do so, scoring two in the third and two in the fifth to make it a 4-4 game after five innings.

The Tide bullpen provided a commendable effort in the series finale, keeping SC off the board from the third inning until the 12th. Alabama's relievers did not allow a hit from the fifth inning on, but a walk and two wild pitches in the final inning of play led South Carolina to the win.

A season-high 19 hits, including nine home runs, powered UA to a 21-2 win over Samford on Tuesday. The Tide totaled 13 extra-base hits, made up of the nine homers to go with three doubles and a triple, on the way to a season-best 21 runs.

Everyone got in on the offensive show in Birmingham with 11 total players recording at least one hit against the Bulldogs. Seven of those players contributed to the Crimson Tide's nine home runs, the most in a single game since UA's 13 against UAB on April 14, 1999.

Freshman **T.J. Reeves** and Gentry each homered twice. Joining them with roundtrippers were juniors Auerbach, McCullough and **Johnny Hawk** along with freshmen **Tyler Ras** and Williamson who each registered one apiece.

Williamson led the Tide in hits with a perfect 3-for-3 night that saw him fall a double short of the cycle. He added a team-high tying three runs scored to go with his two RBI and walk. Matching Williamson with three runs was Gentry. The duo of Reeves and Auerbach tied for the team-lead in RBI with four to cap off the huge scoring night.

The Tide scored one in the first before opening the flood gates in the third inning. A record-setting third saw UA score 13 runs on 11 hits, two walks and a hit-by-pitch. The 11 hits set a new record an inning, highlighted by the Tide's program-record five home runs in the frame to go with three doubles and a triple.

Alabama returned 13 letterwinners while losing 18 from the 2018 squad. The 2019 Crimson Tide welcomed back three positional starters and two starting pitchers while hosting 22 newcomers.

SEC Co-PITCHER OF THE WEEK - SAM FINNERTY

Senior starter Sam Finnerty was named SEC Co-Pitcher of the Week by the league on April 8 for his performance in the Tide's series opener against South Carolina on April 5.

Finnerty tossed his first career complete game shutout, using only 79 pitches for the win against SC, his team-leading fifth of the season.

The right-hander did not issue a walk while striking out five. He recorded 18 of his 27 outs in three pitches or less and reached a three-ball count only once on the night.

Finnerty's start was highlighted by a streak of 16 straight retired during the middle innings.

The weekly award from the Southeastern Conference is the Crimson Tide's first since Jake Walters received the same honor for his May 18, 2018, complete game shutout of then-No. 4 Ole Miss on Alabama's Senior Night at Sewell-Thomas Stadium.

Finnerty was also recognized as CollegeSportsMadness.com's SEC Player of the Week.

FREE PASSES

The Crimson Tide has been patient at the plate in 2019, drawing 195 total walks through 34 games to average 5.7 free passes per game. At the current rate, Alabama would finish the regular season with 321 walks, far exceeding last year's total of 270. The program record for free passes is 367 from the 1999 season.

Alabama's walk total ranks second in the SEC and is eighth nationally. The current Division I leader is North Carolina at 218.

Freshman Drew Williamson leads Alabama in walks with 26 to tie for fifth in the league and 57th nationally.

The Tide has also been hit by 44 pitches this season to rank third in the conference.

Senior Keith Holcombe has been plunked by eight pitches to tie for fourth in the SEC while senior Joe Breaux and junior Kolby Robinson has been hit six times, a total that ties for 15th in the league.

The combined free passes have helped Alabama maintain a team on-base percentage of .393. That mark is fifth in the league and ranks 36th in the country.

Williamson leads the Tide starters in OBP at .484 which is fourth in the SEC.

**CRIMSON TIDE ARMS STARTING STRONG**

- Alabama's pitching staff has put together a strong start to the 2019 campaign. The Tide arms have maintained a 3.12 ERA (107 ER/309.0 IP), good for fifth in the Southeastern Conference and 16th nationally.
- UA's pitching staff has combined for 299 strikeouts compared to only 108 walks. The 2.77 strikeout-to-walk ratio is fourth in the league and places the Tide at No. 21 among Division I arms. Alabama's lowly walk total per nine innings of 3.15 is fourth in the SEC and ranks 20th in the country.
- The Tide pitchers have also limited opposing hitters to a .225 average and allowed 69 extra-base hits (48 doubles, three triples, 18 home runs) in 34 games.
- Alabama pitchers also sport a 1.18 WHIP (walks + hits / innings pitched), a total that is fifth in the SEC and 17th nationally.

**ALABAMA BULLPEN HOLDING TOUGH IN 2019**

- The Crimson Tide bullpen had a solid season in 2018 and has carried that success over into the 2019 campaign.
- Alabama's bullpen holds a 7-2 record with a 2.66 ERA (53 ER/179.0 IP) and has limited opposing hitters to a .215 average. The Tide relievers have collected 182 strikeouts and issued only 73 walks for a 2.49 strikeout-to-walk ratio.
- In total, 15 arms have made a relief appearance with only senior Sam Finnerty not making an appearance out of the pen.
- Four of those 15 relievers sport a perfect 0.00 ERA with seven arms holding an ERA of 2.00 or below.
- Graduate Jeremy Randolph paces the Tide in relief innings at 23.0 and is tied for second on the team in outings (13). The right-hander maintains a 0.78 ERA (2 ER/23.0 IP) and has punched out 34 batters while allowing just two extra-base hits - a double and a home run. Randolph leads all relievers in strikeouts and has a 1-0 record with five saves in as many chances, a total that is ninth among SEC relievers.

**THE TIDE DEFENSE HAS BEEN IMPRESSIVE**

- Alabama's defense has played a key role in helping the team get off to an 23-11 start to the 2019 season.
- The Crimson Tide currently sports a .980 fielding percentage to rank third in the SEC and 10th in Division I.
- UA has 927 putouts and 290 assists with only 25 errors across 1,242 total chances.
- The Tide has also fielded 23 double plays on the season to tie for second in the conference. First baseman Drew Williamson leads UA with 18 double plays turned to rank second in the league. The freshman is followed closely by second baseman Morgan McCullough and shortstop Kolby Robinson who each have 17, a total that ties the juniors for third in the SEC.

**MISSISSIPPI STATE MARATHONS**

- In each of the last three seasons, Alabama and Mississippi State have taken part in three of the top-15 longest games by minutes in Crimson Tide program history.
- Ranking No. 14 on the longest games in program history is the first game of the doubleheader on April 30, 2016, at Sewell-Thomas Stadium. A regularly-scheduled seven-inning game, the contest required nine innings to complete with the Tide walking off MSU in the home half of the final frame. That matchup lasted 4:04.
- The most recent series between the Tide and Bulldogs included a 4:08 game in Tuscaloosa on May 4, 2018. That game required 10 innings to finish with State coming out on top, 14-12. The 4:08 is the 11th-longest game in UA history.
- Alabama's second-longest matchup in program annals came in a 13-inning, 5:43 game on April 21, 2017. The Friday pairing in Starkville was the second game of a twinbill that lasted into Saturday morning before State walked it off with a 13-12 win.
- The 2017 game ranked as UA's longest game in program history for just over two weeks before Alabama traveled to Auburn. That series featured a 15-inning affair that lasted 6:36 on getaway day. Alabama completed the sweep of AU with an 11-9 win.

**THE 12-GAME WINNING STREAK**

- Alabama went on an impressive 12-game winning streak from Feb. 24 against Ball State through the March 12 matchup against Middle Tennessee. It was the longest winning streak under head coach Brad Bohannon and ties for the eighth-longest streak in Crimson Tide history. The streak was also UA's longest since the 1999 season when the Tide rallied off 16 straight wins.
- That 12-game stretch saw the Tide outscore its opponents, 86-23, to average 7.2 runs per game while batting .305 at the plate.
- The Tide pitchers maintained a lowly 1.43 ERA (18 ER/113.0 IP) and posted three shutouts across the stretch. Alabama's arms also limited the opposition to a .184 batting average while striking out 117 compared to only 26 walks.

**TOUGH SLATE IN 2019**

- Alabama faces a tough schedule during the 2019 season.
- The Crimson Tide is scheduled to face nine teams that were ranked in the top-30 of at least one of the five major preseason polls (Baseball America, Collegiate Baseball News, D1Baseball.com, NCBWA, USA Today Coaches).
- Those nine teams are all SEC opponents with the exception of only South Carolina not earning a top-30 ranking. The Crimson Tide is slated for 28 games against preseason top-30 squads, made up of three-game weekend series plus the MAX Capital City Classic in Montgomery against Auburn.
- From that group of nine, seven teams were in the top-15 of at least one of the polls with six teams cracking the top-10 of at least one polls' rankings. LSU (CBN, USA Today) and Vanderbilt (Baseball America, D1Baseball.com, NCBWA) occupied the top spot across the five sets of rankings.
- In addition to the stiff competition in league play, Alabama will have squared off with teams selected to either win or be in the top three of their respective conference by their preseason league polls. Jacksonville State (Ohio Valley Conference) and South Dakota State (Summit League) were both tabbed as the second-place squad in their respective divisions with Ball State (MAC) and Samford (SoCon) each selected as the third-place team in their respective leagues.

**HIGHLY REGARDED RECRUITING CLASS**

- UA's 2019 roster features a highly regarded recruiting class as its core, with 22 newcomers spotting the roster.
- The 22 newcomers ties for second-most in college baseball with Arkansas also sporting 22 additions to the 2019 squad. The NCAA leader for newcomers is East Tennessee State at 25.
- Alabama's current crop of freshmen and junior college transfers was selected as a top-25 class by three separate outlets. The 2019 Crimson Tide class was No. 23 by Perfect Game USA while earning a No. 15 ranking by Baseball America. The Tide was ranked highest by Collegiate Baseball News, with the outlet tabbing the '19 class as its No. 10 group.
- Baseball America's season preview also tabbed freshman Tyler Ras (RHP/OF) as its No. 9 newcomer in the SEC.

**HOW BIG IS THE JOE?**

**320' to left field  
360' to the alleys  
390' to center field  
320' to right field**

**SEWELL-THOMAS SELLOUT TRACKER**

(NO) DATE	ATTENDANCE	OPPONENT
1. February 19, 2016*	5,867	Maryland
2. February 20, 2016	6,449	Maryland
3. March 25, 2016	5,867	Tennessee
4. April 15, 2016	5,950	Ole Miss
5. April 16, 2016	6,385	Ole Miss
6. April 17, 2016	6,354	Ole Miss
7. April 30, 2016	6,644	Mississippi State (DH)
8. May 7, 2016	6,324	Auburn
9. May 8, 2016	5,991	Auburn
10. March 3, 2017	5,867	ULM
11. April 29, 2017	4,918	LSU
12. April 20, 2018*	5,593	Auburn
13. April 21, 2018	6,051	Auburn (DH)
14. May 5, 2018	4,631	Mississippi State
15. May 6, 2018	4,637	Mississippi State

\* - postgame fireworks show

**CRIMSON TIDE ON THE RADIO**

Every game of the 2019 baseball season was available on commercial radio through the Crimson Tide Sports Network and was broadcasted on various stations locally in Tuscaloosa. The broadcast team of Chris Stewart and Lee Tracey provided the commentary throughout the season. Below is local listings for the broadcast station in the Alabama locations.

<b>ANNISTON</b>	WHMA-FM 95.5
<b>ASHLAND</b>	WCKF-FM 100.7
<b>BIRMINGHAM</b>	WENN-AM 1320
	WENN-FM 100.1
	WBHJ-HD3 95.7-3
	WKNU-FM 106.3
<b>BREWTON</b>	WEIS-AM 990
<b>CENTRE</b>	WEIS-FM 100.5
<b>CULLMAN</b>	WFMH-AM 1340
<b>DECATUR</b>	WWTM-AM 1400
	WWTM-FM 94.3
<b>FAYETTE</b>	WLX-AM 990
	WLX-FM 97.1
<b>FT. PAYNE</b>	WFPA-AM 1400
<b>GADSDEN</b>	WAAX-AM 570
<b>HALEYVILLE</b>	WWWH-FM 92.7
	WWWH-AM 1230
<b>HATTIESBURG (Miss.)</b>	WFOR-AM 1400
	WFOR-FM 92.7
<b>HUNTSVILLE</b>	WUMP-AM 730
	WUMP-FM 103.9
<b>JACKSON</b>	WHOD-FM 94.5
<b>LINDEN/DEMOPOLIS</b>	WINL-FM 98.5
<b>MAPLESVILLE/PELHAM</b>	WLDG-FM 106.3
<b>MONROEVILLE</b>	WMFC-FM 99.3
<b>MONTGOMERY</b>	WLWI-AM 1440
	WXFX-FM 95.1
	WXFX-HD2 95.1-3
<b>ROME (Ga.)</b>	WLAQ-AM 1400
<b>RUSSELLVILLE</b>	WGOL-AM 920
	WGOL-FM 100.7
	WDXX-FM 100.1
<b>SELMA</b>	WFEB-AM 1340
<b>SYLACAUGA</b>	WTLS-AM 1300
<b>TALLASSEE</b>	WTLS-FM 106.5
	WNPT-FM 102.9
<b>TUSCALOOSA</b>	WJEC-FM 106.5
<b>VERNON</b>	WKXM-AM 1300
<b>WINFIELD</b>	WKXM-FM 98.7

**2019 ROSTER SPANS THE CONTINENT**

- Alabama's 2019 crop of student-athletes features players from 12 different states and Canada, creating a very diverse roster.
- The new edition of the Crimson Tide has less than half of its total student-athletes from Alabama, with only 17 of the 35 total players from the Yellowhammer State.
- Georgia (Byars, Cobb, Vainer) and Texas (Breaux, Shavers, Smith) are the two most well-represented states with three players each, matching the total for Canada (Carinci, King, Morris).
- The state of Tennessee (Gentry, Shamblyn) has two players on the 2019 squad to round out the multiples.
- Alabama's 2019 roster has one player apiece from seven other states, including: California (Auerbach), Florida (Rukes), Iowa (Hawk), Mississippi (Wood), New Jersey (Ras), Ohio (Randolph) and Washington (McCullough).
- For perspective, the following number of Alabama-born athletes and total number of states dotting the past rosters are highlighted below:

YEAR	ALABAMA PLAYERS	# OF STATES
2019	17	13*
2018	18	9
2017	18	11
2016	21	11
2015	24	9
2014	23	8
2013	21	10
2012	22	11*
2011	19	9*
2010	22	7
2009	18	8

\* - Canada included

**THE TIDE'S NEW-LOOK ROSTER**

- The 2019 roster returned just 13 letterwinners from a season ago, including three positional starters and two starting pitchers. The Tide welcomed 22 newcomers, which consists of nine freshmen and a group of new players that is made up of 10 junior college transfers, one graduate transfer (Jeremy Randolph) and two players who began their Division I baseball careers after already having been on campus (Chase Lee, Tyrell Shavers).
- Randolph came to Tuscaloosa after a four-year stint at Wright State (Ohio) from 2015-18. He wrapped up his career with a 16-5 record and five saves, maintaining a 3.05 ERA during that time. His efforts helped the Raiders to three Horizon League championships and three NCAA Regional appearances.
- Lee, a redshirt freshman, earned his spot on the roster through walk-on tryouts during the fall of 2018. He spent his freshman academic year as part of the Alabama Club Baseball Team, where he was selected as the team's Most Valuable Player thanks to a perfect 7-0 record with a 0.21 ERA. His efforts also earned him Rawlings National Club Baseball Association First Team All-America honors and NCBA South Atlantic First Team All-Region recognition.
- Shavers joined the Alabama baseball team as a sophomore in class status based on his time spent at the Capstone already. His eligibility clock began in 2017 when he joined the Crimson Tide's football team. Shavers redshirted his first season at UA before seeing time in all 15 games a season ago.
- Alabama entered the new season with a roster that features only six players with SEC experience. Of that six, only Joe Breaux, Keith Holcombe and Sam Praytor have significant starting experience. Gene Wood is next on that list, with injuries limiting his playing time during his four years at UA. Also included in the group of fielders are Walker McCleney and John Trousdale, who have both seen playing time, primarily in a reserve role, during their first two years with the Tide.
- On the hill, Alabama returned seven players with SEC experience, including starters Sam Finnerty and Garret Rukes. The duo started 10 games apiece in conference play a year ago. The relief group is headed by Brock Love, who has seen time as both a reliever and a starter this season, along with Deacon Medders. Love was hampered by injuries in 2018 but still managed six appearances overall with one start, including two relief outings in SEC pairings. Medders led all relievers in appearances during league play in 2018 with 14 and finished with 20 relief appearances overall. The relief group also features Kyle Cameron, Brock Guffey and Davis Vainer who made an impact in 2018.

**2019 EDITION OF THE CRIMSON TIDE**

- Alabama loses a significant amount of its offense and pitching from the 2018 team.
- The Crimson Tide features 22 newcomers and loses 18 of its lettermen from last season's team that finished 27-29 overall.
- As a team, the Tide loses 50 percent or more of its offensive totals in both SEC play and overall.
- On the mound, UA returns a bit more, but the arms still took a significant hit entering the 2019 campaign.

OVERALL			SEC PLAY		
CATEGORY	PERCENTAGE	TOTAL (2019/2018)	CATEGORY	PERCENTAGE	TOTAL (2019/18)
At-Bats	35%	660 of 1,889	At-Bats	38%	385 of 1,019
Hits	35%	169 of 483	Hits	39%	93 of 241
Doubles	37%	38 of 104	Doubles	36%	16 of 45
Triples	50%	4 of 8	Triples	50%	2 of 4
Home Runs	21%	9 of 44	Home Runs	32%	7 of 22
RBI	28%	81 of 289	RBI	32%	37 of 117
Runs	35%	108 of 310	Runs	44%	56 of 127
Walks	36%	98 of 270	Walks	45%	59 of 131
Stolen Bases	50%	17 of 34	Stolen Bases	45%	9 of 20

OVERALL			SEC PLAY		
CATEGORY	PERCENTAGE	TOTAL (2019/2018)	CATEGORY	PERCENTAGE	TOTAL (2019/18)
Wins	41%	11 of 27	Wins	38%	3 of 8
Appearances	52%	110 of 212	Appearances	64%	67 of 105
Starts	52%	29 of 56	Starts	67%	20 of 30
Saves	73%	8 of 11	Saves	100%	4 of 4
Innings Pitched	55%	268.1 of 491.1	Innings Pitched	63%	166.0 of 263.0
Strikeouts	47%	175 of 370	Strikeouts	46%	82 of 178

**2019 HOME RUN TRACKER**

PLAYER (NO.)	INN	COUNT	RBI	LOC	OPP. (DATE)
Praytor (1)	1st	3-2	2	LCF	PC (2/15)
Praytor (2)	2nd	1-0	1	LCF	PC-1 (2/16)
Holcombe (1)	1st	1-0	2	RF	PC-2 (2/16)
Breaux (1)	1st	0-0	1	RF	JSU (2/18)
Holcombe (2)	5th	1-0	3	RCF	Ball State (2/22)
Gentry (1)	2nd	1-1	1	LF	Ball State (2/23)
Gentry (2)	3rd	1-0	2	LF	UNA (2/26)
King (1)	4th	3-2	1	RF	at USA-1 (3/2)
Gentry (3)	7th	3-2	2	LF	at USA-1 (3/2)
Hawk (1)	9th	1-1	2	LF	at USA-1 (3/2)
Gentry (4)	5th	0-1	1	LCF	UAB (3/5)
Reeves (1)	3rd	1-0	2	LF	NKU (3/8)
Breaux (2)	4th	0-1	1	RF	at Ole Miss (3/16)
McCullough (1)	3rd	1-0	1	RF	Maine (3/19)
Reeves (2)	3rd	1-1	2	ITP	Maine (3/19)
Gentry (5)	4th	1-2	1	RF	Maine (3/19)
Holcombe (3)	2nd	2-1	1	LF	Arkansas (3/23)
Williamson (1)	2nd	1-0	1	LF	at Florida (3/30)
Reeves (3)	9th	0-1	2	CF	at Florida (3/31)
King (2)	4th	0-1	1	LF	Troy (4/2)
Trousdale (1)	9th	3-2	2	RCF	Troy (4/2)
Gentry (6)	2nd	0-2	4	LF	USC-1 (4/5)
Reeves (4)	3rd	1-1	1	LF	USC-1 (4/5)
Reeves (5)	3rd	3-1	1	CF	at Samford (4/9)
McCullough (2)	3rd	0-0	1	RF	at Samford (4/9)
Gentry (7)	3rd	3-2	1	LF	at Samford (4/9)
Reeves (6)	3rd	0-2	3	RF	at Samford (4/9)
Auerbach (1)	3rd	0-0	3	CF	at Samford (4/9)
Gentry (8)	5th	0-1	1	CF	at Samford (4/9)
Williamson (2)	5th	3-2	1	RF	at Samford (4/9)
Ras (1)	6th	0-0	2	LF	at Samford (4/9)
Hawk (2)	6th	1-1	2	LF	at Samford (4/9)

**BY INNING**

1st	3
2nd	5
3rd	10
4th	4
5th	4
6th	2
7th	1
8th	0
9th	3
Extras	0

**BY COUNT**

0-0	4
0-1	5
0-2	2
1-0	7
1-1	5
1-2	1
2-0	0
2-1	1
2-2	0
3-0	0
3-1	1
3-2	6

**BY RBI**

1	17
2	11
3	3
4	1

# ALABAMA HEAD COACH BRAD BOHANNON



## PREVIOUS COACHING EXPERIENCE

Wake Forest	Assistant Coach (2001-02)
Kentucky Wildcats	Assistant Coach (2004-05)
	Asst. Coach/Recruiting Coord. (2005-15)
Auburn Tigers	Assistant Coach (2016-17)

## YEAR-BY-YEAR RECORD

### UNIVERSITY OF ALABAMA (50-40, .556)

Year	Overall	Conf.	Notes
2018	27-29	8-22	First-Year Head Coach
2019	23-11	4-8	

**TOTAL:** 50-40 (.556) || 12-30 (.286) SEC

## BOHANNON'S TOP-RANKED RECRUITING CLASSES

Since 2008, all of Bohannon's recruiting classes have been ranked in the top 25 by Perfect Game USA.

- 2008 - #4 (at Kentucky)
- 2009 - #6 (at Kentucky)
- 2010 - #16 (at Kentucky)
- 2011 - #25 (at Kentucky)
- 2012 - #11 (at Kentucky)
- 2013 - #25 (at Kentucky)
- 2014 - #16 (at Kentucky)
- 2015 - #9 (at Auburn)
- 2016 - #9 (at Auburn)
- 2017 - #6 (for Auburn)
- 2018 - #23 (at Alabama)

## BY THE NUMBERS

- 2015 - ABCA & Baseball America National Assistant Coach of the Year
- 15 - Years of SEC coaching experience
- 25 - Different states and Canada that have produced players who have signed with Bohannon
- 69 - Kentucky Wildcats chosen in MLB Draft or signed as a free agent
- 20 - Players recruited at UK that went on to play Major League Baseball
- 3 - First round MLB Draft picks coached
- 2 - Served under a pair of SEC Coach of the Year honorees (John Cohen & Gary Henderson)

- Brad Bohannon was hired as Alabama's 32nd head baseball coach on June 1, 2017, and formally introduced at The University of Alabama on Monday, June 5.
- Bohannon immediately made his mark on the Alabama program in 2018. His first season saw the Crimson Tide get off to a perfect 9-0 start, with Bohannon matching Wallace Wade (1924) for the second-best start to an Alabama head coaching career.
- Under his direction in 2018, Alabama improved its win total by eight from the previous season, including three more victories in SEC play, to finish 27-29 overall and 8-22 in SEC action. The 27 wins were highlighted by six victories over top-25 teams, including a series win over then-No. 7 Kentucky.
- In 2018, Sewell-Thomas Stadium also became a favorable spot for the Crimson Tide once again. UA closed out its home slate with a 22-13 (.629) mark at The Joe compared to a 14-22 record in 2017.
- Since 2008, all of Bohannon's recruiting classes have been ranked in the top 25 by Perfect Game USA. His first recruiting class at Alabama, the Crimson Tide's current freshmen, was ranked No. 23 by Perfect Game USA, No. 15 by Baseball America and as high as No. 10 by Collegiate Baseball News, despite just over one year to recruit to UA.
- Bohannon came to Tuscaloosa with 14 years of Southeastern Conference coaching experience after having served as an assistant at Kentucky from 2004-15 and Auburn from 2016-17.
- He played a pivotal role in turning around both Kentucky and Auburn within three years on the job. The Wildcats became the first team in SEC history to go from worst to first in only one season, winning 44 games and the program's first SEC title in 2006, while the Tigers won 12 more games in 2017 than in 2016 and advanced to the NCAA Tournament.
- While at Kentucky, Bohannon served under two SEC Coach of the Year winners in John Cohen and Gary Henderson. Along with winning the school's only league title, Bohannon was a part of a trio of record-breaking win seasons, capped off by the 2012 team that won 45 games to set the UK program mark.
- A combined 69 Wildcat student-athletes were chosen in the Major League Baseball Draft or signed as a free agent during Bohannon's tenure as recruiting coordinator. He had nine recruits selected in the 2012 draft, as well, setting a new Kentucky record and ranking as the second-most in the NCAA. The 2018 MLB Draft saw seven former recruits from Bohannon's time in Lexington chosen to begin their professional careers, four of which went in the top-10 rounds, highlighted by junior right-hander Sean Hjelle, a second-round selection of the San Francisco Giants.
- Regarded as one of the best recruiters in the nation, Bohannon was responsible for signing 13 Kentucky Wildcat student-athletes that went on to play in the Major Leagues, including 2014 Golden Spikes Award winner A.J. Reed. Bohannon was key in the development of Reed, the 2014 consensus national player of the year. The 2012 Freshman All-American continued to improve each year under Bohannon's watch and went on to lead the NCAA in home runs and slugging percentage as a junior, while leading the SEC in wins by a pitcher.
- Prior to his time at UK, Bohannon worked for two seasons as Wake Forest where the Demon Deacons advanced to the NCAA Tournament twice and captured the ACC title in 2001.
- Bohannon earned an undergraduate degree from Berry College in 1998 and then graduated with a master's from Wake Forest in 2002. He began his collegiate career playing at Vanderbilt and Georgia Tech before ending up at Berry.
- A native of Rome, Ga., Bohannon is married to the former Kim Traylor.

## BOHANNON VS. OPPONENTS [HEAD COACHING CAREER]

OPPONENT	RECORD	CATEGORY	RECORD
Alabama A&M	2-0	Home	39-19
Alabama State	1-0	Road	10-20
Alcorn State	1-0	Neutral	1-1
<b>Arkansas</b>	<b>1-5</b>	Day	24-18
<b>Auburn</b>	<b>1-4</b>	Night	26-22
<b>Ball State</b>	<b>2-1</b>	vs. Top-25 Teams	9-21
<b>Florida</b>	<b>0-3</b>	In February	16-2
<b>Georgia</b>	<b>1-2</b>	In March	22-17
<b>Jacksonville State</b>	<b>2-1</b>	In April	8-15
Kentucky	2-1	In May	4-6
<b>LSU</b>	<b>1-2</b>	In June	0-0
<b>Maine</b>	<b>1-0</b>		
<b>Middle Tennessee</b>	<b>2-0</b>		
<b>Ole Miss</b>	<b>2-4</b>		
<b>Mississippi State</b>	<b>1-2</b>		
Missouri	2-1		
New Mexico State	2-1		
<b>North Alabama</b>	<b>2-0</b>		
<b>Northern Kentucky</b>	<b>3-0</b>		
Oklahoma	1-2		
<b>Presbyterian</b>	<b>2-1</b>		
<b>Samford</b>	<b>2-1</b>		
<b>South Alabama</b>	<b>3-0</b>		
<b>South Carolina</b>	<b>2-1</b>		
<b>South Dakota State</b>	<b>1-0</b>		
Southern Miss	1-0		
Tennessee	0-3		
<b>Texas A&amp;M</b>	<b>0-3</b>		
<b>Troy</b>	<b>1-1</b>		
<b>UAB</b>	<b>2-1</b>		
Valparaiso	3-0		
<b>Vanderbilt</b>	<b>0-0</b>		
Washington State	3-0		

**BOLD** indicates 2019 opponent

# 2019 ROSTER

## PITCHERS

NO.	NAME	POS.	B-T	HT.	WT.	CL.	HOMETOWN (PREVIOUS SCHOOL)
5	Tyler Ras	RHP/OF	S-R	6-4	200	Fr.	Middletown, N.J. (Middletown North)
9	Casey Cobb	RHP	R-R	5-10	190	Jr.	Hamilton, Ga. (Chattahoochee Valley C.C./Harris County)
10	Sam Finnerty	RHP	R-R	6-0	225	Sr.	Pelham, Ala. (Pelham)
11	Wil Freeman	RHP	R-R	6-1	205	Jr.	Semmes, Ala. (Jones County J.C./Faith Academy)
20	Brock Love	RHP	R-R	6-1	210	R-Jr.	Gadsden, Ala. (Southside)
21	Garret Rukes	LHP	R-L	6-4	205	R-So.	Coconut Creek, Fla. (Pine Crest)
23	Jeremy Randolph	RHP	R-R	5-11	210	Gr.	Miamisburg, Ohio (Wright State/Miamisburg)
25	Dylan Smith	RHP	R-R	6-1	160	Fr.	Stafford, Texas (Stafford)
26	Dylan Oliver	LHP	L-L	5-10	155	Jr.	Mount Olive, Ala. (Marion Military Institute/Gardendale)
27	Chase Lee	RHP	R-R	6-0	150	R-Fr.	McCalla, Ala. (McAdory)
29	Connor Shamblyn	RHP	R-R	6-1	195	Fr.	Lakeland, Tenn. (Briarcrest Christian)
32	Deacon Medders	RHP	R-R	6-4	195	Jr.	Tuscaloosa, Ala. (American Christian Academy)
33	Kyle Cameron	RHP	R-R	6-5	220	R-Jr.	Tuscaloosa, Ala. (Hale County)
34	Jacob McNairy	RHP	R-R	6-1	195	Fr.	Athens, Ala. (Athens)
40	Brock Guffey	LHP	S-L	6-1	190	So.	Hoover, Ala. (Hoover)
44	Davis Vainer	RHP	R-R	6-0	185	R-Jr.	Atlanta, Ga. (Riverwood)
48	Landon Green	RHP	R-R	6-1	180	Fr.	Helena, Ala. (Helena)

## CATCHERS

NO.	NAME	POS.	B-T	HT.	WT.	CL.	HOMETOWN (PREVIOUS SCHOOL)
7	Brett Auerbach	C/INF	R-R	5-9	180	Jr.	Mission Viejo, Calif. (Saddleback C.C./Tesoro)
19	Sam Praytor	C	R-R	5-9	220	So.	Helena, Ala. (Helena)
42	Johnny Hawk	C	R-R	5-9	180	Jr.	McClelland, Iowa (Iowa Western C.C./Creighton Prep)

## INFIELDERS

NO.	NAME	POS.	B-T	HT.	WT.	CL.	HOMETOWN (PREVIOUS SCHOOL)
1	Daniel Carinci	INF	R-R	5-10	185	Fr.	Ajax, Ontario (Pickering)
2	John Trousdale	INF	L-R	6-0	190	Jr.	Rogersville, Ala. (Lauderdale County)
8	Morgan McCullough	INF	L-R	5-9	180	Jr.	Seattle, Wash. (Chipola C.C./Oregon/West Seattle)
16	Isaiah Byars	INF	R-R	6-0	180	Fr.	Stone Mountain, Ga. (Parkview)
24	Kolby Robinson	INF	R-R	5-9	170	Jr.	Cullman, Ala. (Wallace State C.C./Cullman)
50	Kobe Morris	INF	L-R	6-4	200	Jr.	Victoria, British Columbia (Crowder C.C./Spectrum)
55	Drew Williamson	INF/OF	L-R	6-5	210	Fr.	Brewton, Ala. (T.R. Miller)

## OUTFIELDERS

NO.	NAME	POS.	B-T	HT.	WT.	CL.	HOMETOWN (PREVIOUS SCHOOL)
4	Joe Breaux	OF	L-L	5-11	200	Sr.	Tomball, Texas (McLennan C.C./Tomball)
12	Tyrell Shavers	OF	L-L	6-6	216	So.	Lewisville, Texas (Lewisville)
13	Walker McCleney	OF	L-L	5-8	175	Jr.	Morris, Ala. (Mortimer Jordan)
14	Gene Wood	OF	L-R	6-0	190	R-Jr.	Flowood, Miss. (Jackson Preparatory)
18	Keith Holcombe	OF	L-L	6-4	235	Sr.	Tuscaloosa, Ala. (Hillcrest)
22	T.J. Reeves	OF	R-R	5-11	200	Fr.	Birmingham, Ala. (Hueytown)
28	Tyler Gentry	OF	R-R	6-2	200	So.	Arlington, Tenn. (Walters State C.C./Arlington)
36	Justin King	OF/INF	L-L	6-1	200	Jr.	Okatoks, Alberta (Indian Hills C.C./Foothills Composite)

## COACHES AND STAFF

6	Brad Bohannon	Head Coach/Second Year
15	Jason Jackson	Assistant Coach/Pitching Coach/Second Year
3	Jerry Zulli	Assistant Coach/Hitting Coach/Second Year
41	Matt Reida	Volunteer Assistant Coach/First Year
	Jack Hoehl	Director of Baseball Operations/Second Year
	Sean Stryker	Athletic Trainer/Second Year
	Brett Price	Strength & Conditioning/First Year
	Frank Newell	Nutrition/Third Year
	Jenny Sanders	Academics/Sixth Year
	Chris Besanceney	Baseball Administrator
	Troi Lane Wallace	Administrative Secretary
	Dr. Jeff Laubenthal	Team Physician
	Camden Bauer, Brady Carpenter, Ryan Egdes, Clay Estes, Jim Tierney	Student Managers

## NUMERICAL

1	Daniel Carinci, INF
2	John Trousdale, INF
3	Jerry Zulli, ASSISTANT COACH
4	Joe Breaux, OF
5	Tyler Ras, RHP/OF
6	Brad Bohannon, HEAD COACH
7	Brett Auerbach, C/INF
8	Morgan McCullough, INF
9	Casey Cobb, RHP
10	Sam Finnerty, RHP
11	Wil Freeman, RHP
12	Tyrell Shavers, OF
13	Walker McCleney, OF
14	Gene Wood, OF
15	Jason Jackson, ASSISTANT COACH
16	Isaiah Byars, INF
18	Keith Holcombe, OF
19	Sam Praytor, C
20	Brock Love, RHP
21	Garret Rukes, LHP
22	T.J. Reeves, OF
23	Jeremy Randolph, RHP
24	Kolby Robinson, INF
25	Jacob McNairy, RHP
26	Dylan Oliver, LHP
27	Chase Lee, RHP
28	Tyler Gentry, OF
29	Connor Shamblyn, RHP
32	Deacon Medders, RHP
33	Kyle Cameron, RHP
34	Jacob McNairy, RHP
36	Justin King, OF/INF
40	Brock Guffey, LHP
41	Matt Reida, VOLUNTEER COACH
42	Johnny Hawk, C
44	Davis Vainer, RHP
48	Landon Green, RHP
50	Kobe Morris, INF
55	Drew Williamson, INF/OF

## PRONUNCIATION GUIDE


Brett AUERBACH	hour-BACH
Joe BREAUx	BR0
Daniel CARINCI	kuh-rin-CHEE
Walker McCLENEY	mick-LENNY
Tyler RAS	ROSS
John TROUSDALE	TROWS-dale
Davis VAINER	vain-UR

Jack HOEHL	HAIL
Matt REIDA	RAY-duh
Jerry ZULLI	ZOO-lee

## STATE/COUNTRY BREAKDOWN

Alabama	17
Georgia	3
Texas	3
Tennessee	2
California	1
Florida	1
Iowa	1
Mississippi	1
New Jersey	1
Ohio	1
Washington	1
Canada	3

# FRIDAY: SAM FINNERTY - RHP



**10 Sam Finnerty**

**SENIOR**  
RHP • R/R • 6-0 • 225  
Pelham, Ala. (Pelham)

### 2019 SEASON HIGHS

IP	9.0	South Carolina - GM 1 (4/5)
K	6	3x, last vs. Arkansas (3/22)
Hits	9	Arkansas (3/22)
BF	20	South Carolina - GM 1 (4/5)
BB	3	at Florida (3/29)
HR	1	4x, last vs. Arkansas (3/22)
Runs	8	Arkansas (3/22)
ER	7	Arkansas (3/22)

### 2019 SEASON SUPERLATIVES

Opponents' Average	.232 (42-181)
vs. Lefties	.250 (17-69)
vs. Righties	.221 (25-113)
WHIP	1.00
K/IP	0.75
Longest Start	9.0 innings vs. South Carolina - GM 1 (4/5)
Shortest Start	4.0 innings, 2x, last at Florida (3/29)

### CAREER HIGHS (AS A STARTER)

IP	9.0	South Carolina - GM 1 (4/5/19)
K	6	3x, last vs. Arkansas (3/22/19)
Hits	11	2x, last at Tennessee (3/23/18)
BF	32	at Oklahoma (3/2/18)
BB	4	Samford (3/15/17)
HR	3	at Arkansas (4/27/18)
Runs	10	Auburn (4/20/18)
ER	7	2x, last vs. Arkansas (3/22/19)

### CAREER STATISTICS

Opponents' Average	.284 (228-803)
vs. Lefties	.316 (103-326)
vs. Righties	.262 (125-477)
WHIP	1.37
K/IP	0.57
Longest Start	9.0 innings vs. South Carolina - GM 1 (4/5/19)
Shortest Start	2.1 innings vs. Samford (3/15/17)

### FINNERTY'S CAREER STATS

YEAR	ERA	W-L	APP	GS	CG	SHO	SV	IP	H	R	ER	BB	SO	2B	3B	HR	BF	AVG.	WP	HBP	BK	SFA	SHA
2016	5.31	1-1	16	0	0	0/0	0	20.1	26	13	12	4	14	1	1	2	92	.310	0	1	0	0	3
2017	4.60	1-3	19	2	0	0/0	0	45.0	43	24	23	22	35	15	0	3	197	.256	7	2	1	2	3
2018	4.45	4-4	14	14	0	0/0	0	87.0	117	57	43	14	29	14	1	13	392	.317	4	2	0	4	2
2019	3.19	5-3	8	8	1	1/0	0	48.0	42	18	17	6	36	9	0	4	191	.232	2	1	0	2	1
<b>TOTAL</b>	<b>4.27</b>	<b>11-11</b>	<b>57</b>	<b>24</b>	<b>1</b>	<b>1/0</b>	<b>0</b>	<b>200.1</b>	<b>228</b>	<b>112</b>	<b>95</b>	<b>46</b>	<b>114</b>	<b>39</b>	<b>2</b>	<b>22</b>	<b>872</b>	<b>.284</b>	<b>13</b>	<b>6</b>	<b>1</b>	<b>8</b>	<b>9</b>

### FINNERTY'S CAREER SEC STATS

YEAR	ERA	W-L	APP	GS	CG	SHO	SV	IP	H	R	ER	BB	SO	2B	3B	HR	BF	AVG.	WP	HBP	BK	SFA	SHA
2016	7.11	0-0	10	0	0	0/0	0	12.2	19	11	10	3	9	1	1	1	61	.345	0	1	0	0	2
2017	3.21	0-1	10	1	0	0/0	0	28.0	24	11	10	12	17	9	0	3	119	.235	5	2	0	1	2
2018	5.16	2-3	10	10	0	0/0	0	61.0	91	49	35	10	16	13	1	11	285	.336	4	0	0	3	0
2019	4.30	1-3	4	4	1	1/0	0	23.0	22	12	11	4	17	6	0	2	97	.239	2	1	0	0	0
<b>TOTAL</b>	<b>4.76</b>	<b>3-7</b>	<b>34</b>	<b>15</b>	<b>1</b>	<b>1/0</b>	<b>0</b>	<b>124.2</b>	<b>156</b>	<b>83</b>	<b>66</b>	<b>29</b>	<b>59</b>	<b>29</b>	<b>2</b>	<b>17</b>	<b>562</b>	<b>.300</b>	<b>11</b>	<b>4</b>	<b>0</b>	<b>4</b>	<b>4</b>

### ABOUT FINNERTY

- Sam Finnerty is now in his senior season as the Crimson Tide's Friday night starter once again
- Has not allowed more than three walks in all but one of his 24 starts during his college career
- Made 10 starts without issuing a free pass in his four seasons at the Capstone
- Recorded a quality start (6.0 + IP and > 3 ER) on 11 occasions during his time in the starting role, including five of his eight outings this season

### SENIOR (2019) NOTES

- Selected as the SEC's Co-Pitcher of the Week on April 8 for his performance against South Carolina
- Tied for second in the SEC for fewest walks allowed (6)
- Ranks third in the conference and 20th nationally in walks allowed per nine innings at 1.13
- Maintains a 6.00 strikeout-to-walk ratio to rank sixth in the SEC and 39th in Division I in that category
- Tied for 12th in the league in innings pitched at 48.0
- Leads UA in wins and is second on the Tide in strikeouts with 36
- Is the first Alabama pitcher to start a season 4-0 across his first four starts since Austin Hyatt did so in 2009
- In that 2009 season, Hyatt went 4-0, took a no decision at Ole Miss and then suffered his first loss the next weekend at Florida
- Recorded his first career complete game shutout last Friday against South Carolina
- Did not issue a walk and struck out five, using only 79 pitches for his fifth win of the year
- Retired 18 of his 27 outs using three pitches or less and reached a three-ball count only once on the night
- Retired 16 straight Gamecock hitters at one point
- The complete game shutout is one of only five in the SEC leading up to this weekend and earned him SEC Co-Pitcher of the Week

### JUNIOR (2018) NOTES

- The Crimson Tide's Friday night starter in his junior campaign
- Tied for the Alabama team lead with four wins as part of his 4-4 overall record across 14 starts
- Spotted a 4.45 ERA (43 ER/87.0 IP) and led the team in innings pitched
- His 87.0 frames of work tied for fifth in the SEC during the regular season
- Allowed only 14 walks on the season which was the fourth-fewest among league arms in regular-season action
- Started all 10 weekends of SEC play, finishing 2-3
- Tossed 61.0 innings against league foes, good for seventh in conference play

### CAREER NOTES

- Converted to strictly a pitcher as a junior in 2018 and tied for the team lead in starts with 14
- Began his career pitching primarily out of the bullpen each of his first two years
- Totaled 19 appearances as a sophomore, striking out 35 and walking 22 while holding opposing hitters to a .256 average
- Finished with a 1-1 record across 16 appearances that totaled 20.1 innings as a freshman
- Struck out 14 compared to only four walks in his first season with the Crimson Tide
- Played on offense in each of his first two seasons
- Named the Birmingham Metro Player of the Year as a junior
- Also earned Rawlings All-America honors in that junior season

### 2019 START-BY-START (8 GS)

Date	Opponent	W-L	IP	H	R	ER	BB	SO	HR	#P	EXIT	ERA
2/15	Presbyterian	W	5.0	8	2	2	1	3	1	74	7-2	3.60
2/22	Ball State	W	7.0	3	0	0	0	6	0	68	6-0	1.50
3/1	at South Alabama	W	6.0	4	3	3	1	4	1	93	4-3	2.50
3/8	Northern Kentucky	W	7.0	5	1	1	0	6	0	88	14-1	2.16
3/15	at Ole Miss	L	6.0	4	1	1	1	4	1	92	0-1	2.03
3/22	Arkansas	L	4.0	9	8	7	0	6	1	77	0-8	3.60
3/29	at Florida	L	4.0	5	3	3	3	2	0	70	1-2	3.92
4/5	South Carolina-1	W	9.0	4	0	0	0	5	0	79	9-0	3.19
<b>TOTALS</b>		<b>5-3</b>	<b>48.0</b>	<b>42</b>	<b>18</b>	<b>17</b>	<b>6</b>	<b>36</b>	<b>4</b>	<b>--</b>	<b>--</b>	<b>3.19</b>

### 2019 STATISTICAL BREAKDOWN

Category	W-L	ERA	G-GS	IP	H	R	ER	HR	BB	SO
Home	4-1	2.81	5-5	32.0	29	11	10	2	1	26
Road	1-2	3.94	3-3	16.0	13	7	7	2	5	10
Neutral	--	--	--	--	--	--	--	--	--	--
Day	3-0	1.29	3-3	21.0	17	3	3	1	1	14
Night	2-3	4.67	5-5	27.0	25	15	14	3	5	22
February	2-0	1.50	2-2	12.0	11	2	2	1	1	9
March	2-3	5.00	5-5	27.0	27	16	15	3	5	22
April	1-0	0.00	1-1	9.0	4	0	0	0	0	5
May	--	--	--	--	--	--	--	--	--	--

### 2018 START-BY-START (14 GS)

Date	Opponent	W-L	IP	H	R	ER	BB	SO	HR	#P	EXIT	ERA
2/16	Valparaiso	W	6.0	5	1	1	0	2	1	78	14-1	1.50
2/23	Washington St.-1	W	5.2	8	4	4	2	4	1	98	9-2	3.86
3/2	at Oklahoma	ND	8.0	8	1	1	2	2	0	102	1-1	2.75
3/9	N.M. State-1	L	6.1	5	2	2	0	5	0	88	0-1	2.77
3/16	Georgia	ND	6.0	11	8	3	0	0	1	96	4-8	3.09
3/23	at Tennessee	ND	6.0	11	4	4	0	3	0	101	3-4	3.55
3/30	Kentucky	W	5.2	8	2	1	3	3	1	93	3-2	3.30
4/6	at Missouri	W	7.0	10	1	1	1	1	0	102	2-1	3.02
4/12	at Texas A&M	ND	6.0	9	5	5	1	2	2	85	6-5	3.49
4/20	Auburn	L	5.0	10	7	6	0	1	2	78	3-10	4.09
4/27	at Arkansas	L	6.0	10	7	7	1	2	3	104	3-7	4.66
5/4	Mississippi State	ND	7.0	8	8	5	1	3	1	96	11-8	4.82
5/11	at LSU	ND	6.2	6	1	0	3	1	0	90	4-1	4.43
5/17	Ole Miss	L	5.2	8	3	3	0	0	1	72	2-3	4.45
<b>TOTALS</b>		<b>4-4</b>	<b>87.0</b>	<b>117</b>	<b>57</b>	<b>43</b>	<b>14</b>	<b>29</b>	<b>13</b>	<b>--</b>	<b>--</b>	<b>4.45</b>


### 2017 START-BY-START (2 GS)

Date	Opponent	W-L	IP	H	R	ER	BB	SO	HR	#P	EXIT	ERA
3/15	Samford	L	2.1	3	3	3	4	0	0	47	0-3	--
4/9	at Ole Miss	L	3.0	3	2	2	2	3	0	53	1-2	--
<b>TOTALS</b>		<b>0-2</b>	<b>5.1</b>	<b>6</b>	<b>5</b>	<b>5</b>	<b>6</b>	<b>3</b>	<b>0</b>	<b>--</b>	<b>--</b>	<b>8.44</b>

### CAREER STATISTICAL BREAKDOWN (SP)

Category	W-L	ERA	G-GS	IP	H	R	ER	HR	BB	SO
Home	7-5	4.19	14-14	81.2	95	52	38	10	11	44
Road	2-4	4.14	10-10	58.2	70	28	27	7	15	24
Neutral	--	--	--	--	--	--	--	--	--	--
Day	6-3	2.81	9-9	51.1	51	16	16	3	10	29
Night	3-6	4.96	15-15	89.0	114	64	49	14	16	39
February	4-0	2.66	4-4	23.2	24	7	7	3	3	15
March	3-5	4.26	11-11	61.1	73	36	29	3	14	35
April	2-3	5.25	6-6	36.0	46	25	21	7	5	14
May	0-1	3.72	3-3	19.1	22	10	8	2	4	4

# SATURDAY: BROCK LOVE - RHP



**20 Brock Love**

**R-JUNIOR**

RHP • R/R • 6-1 • 210  
Gadsden, Ala. (Southside)

### 2019 SEASON HIGHS

IP	6.0	South Carolina - GM 2 (4/5)
K	11	at South Alabama - GM 2 (3/2)
Hits	8	at Florida (3/30)
BF	24	South Carolina - GM 2 (4/5)
BB	3	2x, last vs. Arkansas (3/23)
HR	4	at Florida (3/30)
Runs	7	at Florida (3/30)
ER	7	at Florida (3/30)

### 2019 SEASON SUPERLATIVES

Opponents' Average	.228 (28-123)
vs. Lefties	.083 (4-48)
vs. Righties	.320 (24-75)
WHIP	1.24
K/IP	1.27
Longest Start	6.0 innings vs. South Carolina - GM 2 (4/5)
Shortest Start	1.0 inning vs. North Alabama (2/27)

### CAREER HIGHS (AS A STARTER)

IP	6.0	South Carolina - GM 2 (4/5/19)
K	11	at South Alabama - GM 2 (3/2/19)
Hits	8	at Florida (3/30/19)
BF	24	South Carolina - GM 2 (4/5/19)
BB	3	2x, last vs. Arkansas (3/23/19)
HR	4	at Florida (3/30/19)
Runs	7	at Florida (3/30/19)
ER	7	at Florida (3/30/19)

### CAREER STATISTICS

Opponents' Average	.244 (79-324)
vs. Lefties	.154 (16-104)
vs. Righties	.286 (63-220)
WHIP	1.28
K/IP	1.26
Longest Start	6.0 innings vs. South Carolina - GM 2 (4/5/19)
Shortest Start	1.0 inning vs. North Alabama (2/27/19)

### ABOUT LOVE

- Brock Love began his junior campaign in the bullpen before transitioning to the weekend starter role at South Alabama on March 2
- Has battled injuries his last two seasons which has limited his time on the field and his ability to fill a starting role
- Appeared in 32 career games, including 14 starts, with his most productive season coming in 2016 as a freshman
- Averaging 4.86 strikeouts per start for his career and has totaled six or more punchouts in six of his 14 starts

### JUNIOR (2019) NOTES

- Leads the Crimson Tide in strikeouts with 41 across 32.1 frames
- Averaging 5.0 strikeouts per start in 2019
- Began the season in the bullpen, working in two games before making his first official start against UNA on Feb. 27
- Returned for the weekend start in Mobile against South Alabama on March 2
- Earned the win against the Jaguars with 4.2 shutout frames in which he allowed just one hit and a walk
- Struck out a career-high and team-best 11 hitters, including five of the first six batters he faced, and 10 of 11 swinging
- Retired the first eight hitters he faced with seven strikeouts before giving up a single in Mobile
- Earned the series-clinching win for the Crimson Tide last Friday against South Carolina, using a season-high 93 pitches in the start
- Worked a career-long 6.0 innings with only one run allowed on three hits and two walks with eight strikeouts

### REDSHIRT SOPHOMORE (2018) NOTES

- Returned from season-ending surgery that he underwent early in the 2017 campaign
- Maintained a 2-0 mark with a perfect 0.00 ERA across six appearances, including one start, and 8.1 innings of work

### CAREER NOTES

- Played in six games with two starts as a sophomore before suffering a season-ending army injury that required surgery
- Received a medical redshirt after the conclusion of the 2017 season
- Went 1-2 with a 7.02 ERA (13 ER/16.2 IP) while striking out 27 compared to only nine walks in his limited time as a sophomore
- Made 11 appearances, including four starts, in his first season at Alabama
- Maintained a 3.30 ERA (11 ER/30.0 IP) with 33 strikeouts compared to only eight walks
- In his four starts, held a 2.81 ERA (5 ER/16.0 IP) with 21 strikeouts and just three walks issued
- Ranked as the No. 1 player in the state of Alabama by Perfect Game USA in 2015

### 2019 START-BY-START (9 G/7 GS)

Date	Opponent	W-L	IP	H	R	ER	BB	SO	HR	#P	EXIT	ERA
*2/16	Presbyterian-1	ND	2.0	4	1	0	0	4	0	34	4-1	0.00
*2/23	Ball State	ND	3.2	2	0	0	2	2	0	60	4-5	0.00
2/27	North Alabama	ND	1.0	1	0	0	0	3	0	17	0-0	0.00
3/2	at South Alabama-2	W	4.2	1	0	0	1	11	0	80	4-0	0.00
3/9	Northern Kentucky	W	5.0	4	1	1	1	6	1	69	5-1	0.55
3/16	at Ole Miss	ND	1.2	3	5	4	3	2	0	47	2-4	2.50
3/23	Arkansas	W	5.1	2	0	0	3	1	0	83	3-0	1.93
3/30	at Florida	L	3.0	8	7	7	0	4	4	66	2-5	4.10
4/5	South Carolina-2	W	6.0	3	1	1	2	8	1	93	3-1	3.62
<b>TOTALS</b>		<b>4-1</b>	<b>32.1</b>	<b>28</b>	<b>15</b>	<b>13</b>	<b>12</b>	<b>41</b>	<b>6</b>	<b>--</b>	<b>--</b>	<b>3.62</b>

\* - Relief Appearance

### 2019 STATISTICAL BREAKDOWN

Category	W-L	ERA	G-GS	IP	H	R	ER	HR	BB	SO
Home	3-0	0.78	6-4	23.0	16	3	2	2	8	24
Road	1-1	10.61	3-3	9.1	12	12	11	4	4	17
Neutral	--	--	--	--	--	--	--	--	--	--
Day	2-0	2.55	5-3	17.2	15	7	5	1	9	15
Night	2-1	4.91	4-4	14.2	13	8	8	5	3	26
February	0-0	0.00	3-1	6.2	7	1	0	0	2	9
March	3-1	5.49	5-5	19.2	18	13	12	5	8	24
April	1-0	1.50	1-1	6.0	3	1	1	1	2	8
May	--	--	--	--	--	--	--	--	--	--

### 2018 START-BY-START (1 GS)

Date	Opponent	W-L	IP	H	R	ER	BB	SO	HR	#P	EXIT	ERA
4/24	at Troy	W	1.0	0	0	0	0	2	0	12	4-0	0.00
<b>TOTALS</b>		<b>1-0</b>	<b>1.0</b>	<b>0</b>	<b>0</b>	<b>0</b>	<b>0</b>	<b>2</b>	<b>0</b>	<b>12</b>	<b>--</b>	<b>0.00</b>

### 2017 START-BY-START (2 GS)

Date	Opponent	W-L	IP	H	R	ER	BB	SO	HR	#P	EXIT	ERA
2/22	Southern Miss	ND	3.2	5	4	4	2	7	1	78	4-5	9.82
3/12	UAPB-1	L	3.0	6	5	5	2	3	2	60	1-5	12.15
<b>TOTALS</b>		<b>0-1</b>	<b>6.2</b>	<b>11</b>	<b>9</b>	<b>9</b>	<b>4</b>	<b>10</b>	<b>3</b>	<b>--</b>	<b>--</b>	<b>12.15</b>

### 2016 START-BY-START (4 GS)

Date	Opponent	W-L	IP	H	R	ER	BB	SO	HR	#P	EXIT	ERA
4/5	Alcorn State-1	ND	3.0	2	0	0	0	4	0	40	2-0	0.00
4/19	Troy	ND	5.0	4	2	2	2	9	0	96	3-2	2.25
4/26	at Samford	ND	4.0	4	1	1	1	1	0	72	0-1	2.25
5/17	Samford	ND	4.0	5	2	2	0	7	1	70	5-2	2.81
<b>TOTALS</b>		<b>0-0</b>	<b>16.0</b>	<b>15</b>	<b>5</b>	<b>5</b>	<b>3</b>	<b>21</b>	<b>1</b>	<b>--</b>	<b>--</b>	<b>2.81</b>

### CAREER STATISTICAL BREAKDOWN (SP)

Category	W-L	ERA	G-GS	IP	H	R	ER	HR	BB	SO
Home	3-1	3.75	9-9	36.0	32	15	15	6	12	48
Road	2-1	4.20	5-5	14.1	16	13	12	4	5	20
Neutral	--	--	--	--	--	--	--	--	--	--
Day	2-0	3.75	3-3	12.0	9	6	5	1	7	9
Night	3-2	5.17	11-11	38.1	39	22	22	9	10	59
February	0-0	7.71	2-2	4.2	6	4	4	1	2	10
March	3-2	6.75	6-6	22.2	24	18	17	7	10	27
April	2-0	1.90	5-5	19.0	13	4	4	1	5	24
May	0-0	4.50	1-1	4.0	5	2	2	1	0	7

### LOVE'S CAREER STATS

YEAR	ERA	W-L	APP	GS	CG	SHO	SV	IP	H	R	ER	BB	SO	2B	3B	HR	BF	AVG.	WP	HBP	BK	SFA	SHA
2016	3.30	0-0	11	4	0	0/1	0	30.0	28	11	11	8	33	8	0	2	122	.252	3	1	0	0	2
2017	7.02	1-2	6	2	0	0/0	1	16.2	18	14	13	9	26	3	0	4	74	.290	2	0	1	1	2
2018	0.00	2-0	6	1	0	0/2	0	8.1	5	0	0	4	10	1	0	0	32	.179	0	0	0	0	0
2019	3.62	4-1	9	7	0	0/1	0	32.1	28	15	13	12	41	1	0	6	140	.228	1	3	0	0	2
<b>TOTAL</b>	<b>3.81</b>	<b>7-3</b>	<b>32</b>	<b>14</b>	<b>0</b>	<b>0/4</b>	<b>1</b>	<b>87.1</b>	<b>79</b>	<b>40</b>	<b>37</b>	<b>33</b>	<b>110</b>	<b>13</b>	<b>0</b>	<b>12</b>	<b>368</b>	<b>.244</b>	<b>6</b>	<b>4</b>	<b>1</b>	<b>1</b>	<b>6</b>

### LOVE'S CAREER SEC STATS

YEAR	ERA	W-L	APP	GS	CG	SHO	SV	IP	H	R	ER	BB	SO	2B	3B	HR	BF	AVG.	WP	HBP	BK	SFA	SHA
2016	0.00	0-0	1	0	0	0/0	0	0.1	0	0	0	1	0	0	0	2	.000	0	0	0	0	0	1
2017																							
2018	0.00	0-0	2	0	0	0/0	0	1.1	2	0	0	2	1	0	0	7	.400	0	0	0	0	0	0
2019	6.75	2-1	4	4	0	0/1	0	16.0	16	13	12	8	15	1	0	5	73	.254	1	2	0	0	0
<b>TOTAL</b>	<b>6.11</b>	<b>2-1</b>	<b>7</b>	<b>4</b>	<b>0</b>	<b>0/1</b>	<b>0</b>	<b>17.2</b>	<b>18</b>	<b>13</b>	<b>12</b>	<b>11</b>	<b>16</b>	<b>1</b>	<b>0</b>	<b>5</b>	<b>82</b>	<b>.265</b>	<b>1</b>	<b>2</b>	<b>0</b>	<b>0</b>	<b>1</b>

# PITCHING GAME-BY-GAME AND CAREER STATS

## #5 TYLER RAS, RHP - FR.

**MOST RECENT APP:** GS, 1.0 IP, 5 H, 3 R/1 ER, 2 K (4/6 vs. South Carolina)  
**AS A STARTER:** 1-2 (8 GS), 3.57 ERA (9 ER/22.2 IP), 27 H, 11 R/9 ER, 20 K/7 BB  
**IN SEC PLAY (2019):** 0-1 (2 G/2 GS), 10.12 ERA (3 ER/2.2 IP), 8 H, 5 R/3 ER, 2 K/1 BB

### 2019 SEASON TOTALS

OPPONENT	ERA	W-L-S	G/GS	IP	H	R	ER	BB	SO	HR	NP
(2/16) Presbyterian-1	2.45	0-0-0	1/1	3.2	5	1	1	2	5	1	65
(2/23) Ball State	10.80	0-1-0	1/1	1.1	4	5	5	2	3	0	45
(2/27) UNA	9.53	0-0-0	1/0	0.2	2	0	0	2	1	0	35
(3/6) SDSU	5.59	0-0-0	1/1	4.0	3	0	0	1	2	0	59
(3/12) MTSU	4.26	0-0-0	1/1	3.0	3	0	0	0	1	0	40
(3/19) Maine	3.06	1-0-0	1/1	5.0	3	0	0	1	5	0	68
(3/26) vs. Auburn	2.61	0-0-0	1/1	3.0	1	0	0	0	2	0	44
(3/31) at Florida	3.22	0-1-0	1/1	1.2	3	2	2	1	0	0	41
(4/6) South Carolina	3.47	0-0-0	1/1	1.0	5	3	1	0	2	0	29
<b>TOTALS</b>	<b>3.47</b>	<b>1-2-0</b>	<b>9/8</b>	<b>23.1</b>	<b>29</b>	<b>11</b>	<b>9</b>	<b>9</b>	<b>21</b>	<b>1</b>	<b>--</b>

### CAREER TOTALS

YEAR	ERA	W-L	APP/GS	SV	IP	H	R	ER	BB	SO	B/AVG
2019	3.47	1-2	9/8	0	23.1	29	11	9	9	21	.309
<b>TOTALS</b>	<b>3.47</b>	<b>1-2</b>	<b>9/8</b>	<b>0</b>	<b>23.1</b>	<b>29</b>	<b>11</b>	<b>9</b>	<b>9</b>	<b>21</b>	<b>.309</b>

## #9 CASEY COBB, RHP - JR.

**MOST RECENT APP:** 3.2 IP, 2 H, 2 K (4/6 vs. South Carolina)  
**IN SEC PLAY (2019):** 0-0 (4 G), 3.97 ERA (5 ER/11.1 IP), 9 H, 5 R/5 ER, 12 K/3 BB

### 2019 SEASON TOTALS

OPPONENT	ERA	W-L-S	G/GS	IP	H	R	ER	BB	SO	HR	NP
(2/16) Presbyterian-2	5.40	0-0-0	1/0	1.2	2	1	1	1	2	0	29
(2/24) Ball State	1.93	0-0-0	1/0	3.0	1	0	0	1	1	0	35
(3/1) at USA	1.17	0-0-1	1/0	3.0	1	0	0	0	3	0	35
(3/5) UAB	3.12	0-0-0	1/0	1.0	1	2	2	2	0	0	30
(3/9) NKU	2.61	0-0-0	1/0	1.2	4	3	0	2	1	0	44
(3/17) at Ole Miss	4.50	0-0-0	1/0	1.2	3	3	3	1	2	0	36
(3/22) Arkansas	4.50	0-0-0	1/0	4.0	3	2	2	1	6	1	64
(3/26) vs. Auburn	4.32	0-0-0	1/0	0.2	1	0	0	0	1	0	11
(3/29) at Florida	3.86	0-0-0	1/0	2.0	1	0	0	1	2	0	27
(4/6) South Carolina	3.22	0-0-0	1/0	3.2	2	0	0	0	2	0	58
<b>TOTALS</b>	<b>3.22</b>	<b>0-0-1</b>	<b>10/0</b>	<b>22.1</b>	<b>19</b>	<b>11</b>	<b>8</b>	<b>9</b>	<b>20</b>	<b>0</b>	<b>--</b>

### CAREER TOTALS (at Alabama)

YEAR	ERA	W-L	APP/GS	SV	IP	H	R	ER	BB	SO	B/AVG
2019	3.22	0-0	10/0	1	22.1	19	11	8	9	20	.224
<b>TOTALS</b>	<b>3.22</b>	<b>0-0</b>	<b>10/0</b>	<b>1</b>	<b>22.1</b>	<b>19</b>	<b>11</b>	<b>8</b>	<b>9</b>	<b>20</b>	<b>.224</b>

## #11 WIL FREEMAN, RHP - JR.

**MOST RECENT APP:** 0.1 IP, 3 H, 3 R/1 ER, 1 K/1 BB (4/2 vs. Troy)  
**AS A STARTER (AT UA):** 2-2 (5 GS), 4.90 ERA (8 ER/15.0 IP), 15 H, 8 R/8 ER, 9 K/3 BB  
**IN SEC PLAY (2019):** 0-2 (2 G/2 GS), 12.46 ERA (6 ER/4.1 IP), 6 H, 6 R/6 ER, 1 K/2 BB

### 2019 SEASON TOTALS

OPPONENT	ERA	W-L-S	G/GS	IP	H	R	ER	BB	SO	HR	NP
(2/15) Presbyterian	0.00	0-0-0	1/0	3.0	2	0	0	1	0	0	36
(2/18) Jacksonville St.	2.25	0-0-0	1/1	1.0	2	1	1	0	0	0	10
(2/26) UNA	1.12	1-0-0	1/1	4.0	1	0	0	0	4	0	51
(3/2) at USA-2	1.74	0-0-0	1/0	2.1	2	1	1	1	2	0	41
(3/6) SDSU	1.54	0-0-0	1/0	1.1	0	0	0	0	2	0	15
(3/10) NKU	1.56	1-0-0	1/1	5.2	6	1	1	1	4	0	64
(3/17) at Ole Miss	3.20	0-1-0	1/1	2.1	3	4	4	1	0	0	36
(3/24) Arkansas	3.74	0-1-0	1/1	2.0	3	2	2	1	1	1	28
(4/2) Troy	4.09	0-0-0	1/0	0.1	3	3	1	1	1	0	17
<b>TOTALS</b>	<b>4.09</b>	<b>2-2-0</b>	<b>9/5</b>	<b>22.0</b>	<b>22</b>	<b>12</b>	<b>10</b>	<b>6</b>	<b>14</b>	<b>1</b>	<b>--</b>

### CAREER TOTALS (at Alabama)

YEAR	ERA	W-L	APP/GS	SV	IP	H	R	ER	BB	SO	B/AVG
2019	4.09	2-2	9/5	0	22.0	22	12	10	6	14	.262
<b>TOTALS</b>	<b>4.09</b>	<b>2-2</b>	<b>9/5</b>	<b>0</b>	<b>22.0</b>	<b>22</b>	<b>12</b>	<b>10</b>	<b>6</b>	<b>14</b>	<b>.262</b>

## #20 BROCK LOVE, RHP - R-JR.

**MOST RECENT APP:** GS, W, 6.0 IP, 3 H, 1 R/1 ER, 8 K/2 BB (4/5 vs. South Carolina - GM 2)  
**AS A STARTER (CAREER):** 5-1 (14 GS), 5.01 ERA (28 ER/50.1 IP), 48 H, 28 R/27 ER, 68 K/17 BB  
**IN SEC PLAY (CAREER):** 2-1 (7 G/4 GS), 6.11 ERA (12 ER/17.2 IP), 18 H, 13 R/12 ER, 16 K/11 BB

### 2019 SEASON TOTALS

OPPONENT	ERA	W-L-S	G/GS	IP	H	R	ER	BB	SO	HR	NP
(2/16) Presbyterian-1	0.00	0-0-0	1/0	2.0	4	1	0	0	4	0	34
(2/23) Ball State	0.00	0-0-0	1/0	3.2	2	0	0	2	2	0	60
(2/27) UNA	0.00	0-0-0	1/1	1.0	1	0	0	0	3	0	17
(3/2) at USA-2	0.00	1-0-0	1/1	4.2	1	0	0	1	11	0	80
(3/9) NKU	0.55	1-0-0	1/1	5.0	4	1	1	1	6	1	69
(3/16) at Ole Miss	2.50	0-0-0	1/1	1.2	3	5	4	3	2	0	47
(3/23) Arkansas	1.93	1-0-0	1/1	5.1	2	0	0	3	1	0	83
(3/30) at Florida	4.10	0-1-0	1/1	3.0	8	7	7	0	4	4	66
(4/5) South Carolina-2	3.62	1-0-0	1/1	6.0	3	1	1	2	8	1	93
<b>TOTALS</b>	<b>3.62</b>	<b>4-1-0</b>	<b>9/7</b>	<b>32.1</b>	<b>28</b>	<b>15</b>	<b>13</b>	<b>12</b>	<b>41</b>	<b>6</b>	<b>--</b>

### 2018 SEASON TOTALS

OPPONENT	ERA	W-L-S	G/GS	IP	H	R	ER	BB	SO	HR	NP
(2/20) MTSU	0.00	0-0-0	1/0	2.0	2	0	0	0	2	0	32
(2/27) at Samford	0.00	0-0-0	1/0	2.0	1	0	0	1	2	0	30
(3/7) Southern Miss	0.00	1-0-0	1/0	2.0	0	0	0	1	3	0	24
(3/18) Georgia	0.00	0-0-0	1/0	1.0	2	0	0	1	0	0	19
(4/24) Troy	0.00	1-0-0	1/1	1.0	0	0	0	0	2	0	12
(4/29) at Arkansas	0.00	0-0-0	1/0	0.1	0	0	0	1	1	0	9
<b>TOTALS</b>	<b>0.00</b>	<b>2-0-0</b>	<b>6/1</b>	<b>8.1</b>	<b>5</b>	<b>0</b>	<b>0</b>	<b>4</b>	<b>10</b>	<b>0</b>	<b>--</b>

### 2017 SEASON TOTALS

OPPONENT	ERA	W-L-S	G/GS	IP	H	R	ER	BB	SO	HR	NP
(2/12) Presbyterian	0.00	0-0-1	1/0	4.0	2	0	0	2	5	0	53
(2/22) Southern Miss	4.70	0-0-0	1/1	3.2	5	4	4	2	7	1	78
(2/26) Oral Roberts	6.00	0-1-0	1/0	1.1	2	3	2	2	0	0	28
(3/3) ULM	4.05	1-0-0	1/0	4.1	0	0	0	0	10	0	63
(3/12) UAPB-1	6.06	0-1-0	1/1	3.0	6	5	5	2	3	2	60
(3/15) Samford	7.02	0-0-0	1/0	0.1	3	2	2	1	1	1	22
<b>TOTALS</b>	<b>7.02</b>	<b>1-2-1</b>	<b>6/2</b>	<b>16.2</b>	<b>18</b>	<b>14</b>	<b>13</b>	<b>9</b>	<b>26</b>	<b>4</b>	<b>--</b>

### 2016 SEASON TOTALS

OPPONENT	ERA	W-L-S	G/GS	IP	H	R	ER	BB	SO	HR	NP
(2/24) Nicholls State	0.00	0-0-0	1/0	1.0	0	0	0	0	1	0	9
(3/6) vs. Brown	0.00	0-0-0	1/0	2.0	2	0	0	1	1	0	32
(3/12) Houston	0.00	0-0-0	1/0	2.0	3	0	0	0	2	0	24
(3/22) at UAB	1.23	0-0-0	1/0	2.1	3	1	1	1	1	0	44
(3/29) vs. Auburn	2.89	0-0-0	1/0	2.0	2	2	2	1	1	1	46
(4/5) Alcorn State-1	2.19	0-0-0	1/1	3.0	2	0	0	0	4	0	40
(4/12) UAB	3.24	0-0-0	1/0	4.1	3	3	3	1	6	0	71
(4/19) Troy	3.32	0-0-0	1/1	5.0	4	2	2	2	9	0	96
(4/24) at Texas A&M	3.27	0-0-0	1/0	0.1	0	0	0	1	0	0	7
(4/26) at Samford	3.12	0-0-0	1/1	4.0	4	1	1	1	1	0	72
(5/17) Samford	3.30	0-0-0	1/1	4.0	5	2	2	0	7	1	70
<b>TOTALS</b>	<b>3.30</b>	<b>0-0-0</b>	<b>11/4</b>	<b>30.0</b>	<b>28</b>	<b>11</b>	<b>11</b>	<b>8</b>	<b>33</b>	<b>2</b>	<b>--</b>

### CAREER TOTALS

YEAR	ERA	W-L	APP/GS	SV	IP	H	R	ER	BB	SO	B/AVG
2016	3.30	0-0	11/4	0	30.0	28	11	11	8	33	.252
2017	7.02	1-2	6/2	1	16.2	18	14	13	9	26	.290
2018	0.00	2-0	6/1	0	8.1	5	0	0	4	10	.179
2019	3.62	4-1	9/7	0	32.1	28	15	13	12	41	.228
<b>TOTALS</b>	<b>3.81</b>	<b>7-3</b>	<b>32/14</b>	<b>1</b>	<b>87.1</b>	<b>79</b>	<b>40</b>	<b>37</b>	<b>33</b>	<b>110</b>	<b>.244</b>

# PITCHING GAME-BY-GAME AND CAREER STATS

## #21 GARRET RUKES, LHP - R-SO.

**MOST RECENT APP:** GS, W, 3.0 IP, 1 H, 1 K/1 BB (4/9 at Samford)  
**AS A STARTER (CAREER):** 4-3 (19 GS), 2.77 ERA (17 ER/55.1 IP), 43 H, 19 R/17 ER, 42 K/19 BB  
**IN SEC PLAY (CAREER):** 0-4 (14 G/10 GS), 3.41 ERA (12 ER/31.2 IP), 32 H, 17 R/12 ER, 22 K/14 BB

### 2019 SEASON TOTALS

OPPONENT	ERA	W-L-S	G/GS	IP	H	R	ER	BB	SO	HR	NP
(2/16) Presbyterian-2	0.00	0-0-0	1/0	2.0	2	0	0	0	2	0	27
(2/23) Ball State	2.25	0-0-0	1/0	2.0	1	1	1	2	0	0	21
(2/27) UNA	1.59	0-0-0	1/0	1.2	1	1	0	0	2	0	25
(3/5) UAB	1.04	1-0-0	1/1	3.0	3	0	0	0	3	0	41
(3/10) NKU	0.90	0-0-0	1/0	1.1	0	0	0	0	1	0	18
(3/15) at Ole Miss	0.77	0-0-0	1/0	1.2	2	0	0	0	1	0	30
(3/19) Maine	0.71	0-0-0	1/0	1.0	1	0	0	2	1	0	25
(3/24) Arkansas	0.69	0-0-0	1/0	0.1	2	0	0	0	0	0	8
(3/30) at Florida	0.56	0-0-0	1/0	3.0	3	0	0	0	1	0	32
(4/9) at Samford	0.47	1-0-0	1/1	3.0	1	0	0	1	1	0	30
<b>TOTALS</b>	<b>0.47</b>	<b>2-0-0</b>	<b>10/2</b>	<b>19.0</b>	<b>16</b>	<b>2</b>	<b>1</b>	<b>5</b>	<b>12</b>	<b>0</b>	<b>--</b>

### 2018 SEASON TOTALS

OPPONENT	ERA	W-L-S	G/GS	IP	H	R	ER	BB	SO	HR	NP
(2/20) MTSU	0.00	0-0-0	1/1	2.0	1	0	0	0	2	0	27
(2/27) at Samford	0.00	1-0-0	1/1	2.0	1	0	0	1	4	0	36
(3/7) Southern Miss	0.00	0-0-0	1/1	3.0	1	0	0	1	2	0	40
(3/18) Georgia	1.00	0-0-0	1/1	2.0	1	1	1	2	4	0	49
(3/25) at Tennessee-2	0.75	0-1-0	1/1	3.0	3	2	0	2	4	0	49
(4/1) Kentucky	1.38	0-0-0	1/1	1.0	1	1	1	2	0	1	22
(4/7) at Missouri-2	1.17	0-0-0	1/1	2.1	2	0	0	1	3	0	44
(4/14) at Texas A&M	1.02	0-0-0	1/1	2.1	1	0	0	2	1	0	40
(4/21) Auburn-2	2.18	0-1-0	1/1	3.0	4	3	3	0	1	0	43
(4/29) at Arkansas	3.22	0-0-0	1/1	1.2	5	3	3	0	0	0	33
(5/6) Miss. State	2.84	0-0-0	1/1	3.0	0	0	1	0	0	0	39
(5/13) at LSU	3.21	0-1-0	1/1	2.2	3	2	2	1	2	1	40
(5/19) Ole Miss	3.60	0-0-0	1/1	2.0	3	2	2	1	1	0	42
<b>TOTALS</b>	<b>3.60</b>	<b>1-3-0</b>	<b>13/13</b>	<b>30.0</b>	<b>26</b>	<b>14</b>	<b>12</b>	<b>14</b>	<b>24</b>	<b>2</b>	<b>--</b>

### 2017 SEASON TOTALS

OPPONENT	ERA	W-L-S	G/GS	IP	H	R	ER	BB	SO	HR	NP
(2/25) Oral Roberts	0.00	0-0-0	1/0	1.0	1	0	0	0	1	0	12
(2/28) Jacksonville St.	0.00	0-0-0	1/1	3.2	4	0	0	0	3	0	61
(3/9) UAPB	1.93	0-0-0	1/1	4.2	4	2	2	0	4	0	53
(3/14) Eastern Illinois	1.04	1-0-0	1/1	8.0	2	0	0	2	2	0	105
(3/19) Missouri	0.86	0-1-0	1/0	3.2	2	3	0	2	4	0	58
(3/21) at UAB	0.74	1-0-0	1/0	3.1	2	0	0	0	2	0	28
(3/28) vs. Auburn	1.65	0-0-0	1/1	3.0	3	3	3	2	5	0	62
<b>TOTALS</b>	<b>1.65</b>	<b>2-1-0</b>	<b>7/4</b>	<b>27.1</b>	<b>18</b>	<b>8</b>	<b>5</b>	<b>6</b>	<b>21</b>	<b>0</b>	<b>--</b>

### CAREER TOTALS

YEAR	ERA	W-L	APP/GS	SV	IP	H	R	ER	BB	SO	B/AVG
2017	1.65	2-1	7/4	0	27.1	18	8	5	6	21	.184
2018	3.60	1-3	13/13	0	30.0	26	14	12	14	24	.243
2019	0.47	2-0	10/2	0	19.0	16	2	1	5	12	.239
<b>TOTALS</b>	<b>2.12</b>	<b>5-4</b>	<b>30/19</b>	<b>0</b>	<b>76.1</b>	<b>60</b>	<b>24</b>	<b>18</b>	<b>25</b>	<b>57</b>	<b>.221</b>

## #23 JEREMY RANDOLPH, RHP - GR.

**MOST RECENT APP:** 0.1 IP, 1 K/2 BB (4/6 vs. South Carolina)  
**IN SEC PLAY (2019):** 0-0, 2 SV (5 G), 1.80 ERA (2 ER/10.0 IP), 3 H, 2 R/2 ER, 11 K/6 BB

### 2019 SEASON TOTALS

OPPONENT	ERA	W-L-S	G/GS	IP	H	R	ER	BB	SO	HR	NP
(2/16) Presbyterian-2	0.00	0-0-1	1/0	1.1	0	0	0	0	3	0	14
(2/24) Ball State	0.00	0-0-0	1/0	1.0	0	0	0	0	3	0	13
(2/26) UNA	0.00	0-0-0	1/0	1.0	0	0	0	0	1	3	16
(3/2) at USA-2	0.00	0-0-0	1/0	2.0	1	0	0	0	4	0	22
(3/5) UAB	0.00	0-0-1	1/0	1.0	0	0	0	0	2	0	14
(3/6) SDSU	0.00	0-0-0	1/0	3.1	2	0	0	1	5	0	43
(3/12) MTSU	0.00	0-0-1	1/0	1.0	1	0	0	0	1	0	19
(3/16) at Ole Miss	0.00	0-0-1	1/0	2.0	1	0	0	1	2	0	36
(3/24) Arkansas	0.00	0-0-0	1/0	1.0	0	0	0	0	1	0	10
(3/26) vs. Auburn	0.00	1-0-0	1/0	2.1	2	0	0	0	2	0	28
(3/31) at Florida	0.92	0-0-0	1/0	3.2	2	2	2	1	3	1	46
(4/5) South Carolina-2	0.79	0-0-1	1/0	3.0	0	0	0	2	4	0	39
(4/6) South Carolina	0.78	0-0-0	1/0	0.1	0	0	0	2	1	0	10
<b>TOTALS</b>	<b>0.78</b>	<b>1-0-5</b>	<b>13/0</b>	<b>23.0</b>	<b>9</b>	<b>2</b>	<b>2</b>	<b>8</b>	<b>34</b>	<b>1</b>	<b>--</b>

### CAREER TOTALS (at Alabama)

YEAR	ERA	W-L	APP/GS	SV	IP	H	R	ER	BB	SO	B/AVG
2019	0.78	1-0	13/0	5	23.0	9	2	2	8	34	.123
<b>TOTALS</b>	<b>0.78</b>	<b>1-0</b>	<b>13/0</b>	<b>5</b>	<b>23.0</b>	<b>9</b>	<b>2</b>	<b>2</b>	<b>8</b>	<b>34</b>	<b>.123</b>

## #25 DYLAN SMITH, RHP - FR.

**MOST RECENT APP:** 1.0 IP, 2 H, 1 R/1 ER, 1 K (4/9 at Samford)  
**IN SEC PLAY (2019):** 0-0 (3 G), 17.18 ERA (7 ER/3.2 IP), 7 H, 7 R/7 ER, 4 K/4 BB

### 2019 SEASON TOTALS

OPPONENT	ERA	W-L-S	G/GS	IP	H	R	ER	BB	SO	HR	NP
(2/18) Jacksonville St.	0.00	0-0-0	1/0	1.2	2	0	0	0	1	0	15
(2/22) Ball State	3.38	0-0-0	1/0	1.0	1	1	1	1	1	0	19
(3/6) SDSU	2.08	0-0-0	1/0	1.2	1	0	0	1	0	0	29
(3/8) NKU	1.69	0-0-0	1/0	1.0	0	0	0	0	1	0	7
(3/12) MTSU	1.23	0-0-0	1/0	2.0	1	0	0	0	0	0	25
(3/17) at Ole Miss	3.00	0-0-0	1/0	1.2	2	2	2	2	1	0	27
(3/22) Arkansas	4.50	0-0-0	1/0	1.0	3	2	2	0	2	1	20
(3/30) at Florida	6.55	0-0-0	1/0	1.0	2	3	3	2	1	1	28
(4/2) Troy	5.68	0-0-0	1/0	1.2	1	0	0	2	2	0	26
(4/9) at Samford	5.93	0-0-0	1/0	1.0	2	1	1	1	0	1	26
<b>TOTALS</b>	<b>5.93</b>	<b>0-0-0</b>	<b>10/0</b>	<b>13.2</b>	<b>15</b>	<b>9</b>	<b>9</b>	<b>8</b>	<b>10</b>	<b>2</b>	<b>--</b>

### CAREER TOTALS (at Alabama)

YEAR	ERA	W-L	APP/GS	SV	IP	H	R	ER	BB	SO	B/AVG
2019	5.93	0-0	10/0	0	13.2	15	9	9	8	10	.288
<b>TOTALS</b>	<b>5.93</b>	<b>0-0</b>	<b>10/0</b>	<b>0</b>	<b>13.2</b>	<b>15</b>	<b>9</b>	<b>9</b>	<b>8</b>	<b>10</b>	<b>.288</b>

## #26 DYLAN OLIVER, LHP - JR.

**MOST RECENT APP:** 1.0 IP, 2 H, 1 R/0 ER, 2 BB (4/9 at Samford)  
**IN SEC PLAY (2019):** N/A

### 2019 SEASON TOTALS

OPPONENT	ERA	W-L-S	G/GS	IP	H	R	ER	BB	SO	HR	NP
(2/18) Jacksonville St.	0.00	0-0-0	1/0	0.1	0	0	0	0	1	0	5
(3/8) NKU	0.00	0-0-0	1/0	1.0	0	0	0	0	1	0	10
(3/10) NKU	0.00	0-0-0	1/0	1.0	0	0	0	0	0	0	13
(3/19) Maine	0.00	0-0-0	1/0	1.0	2	0	0	0	1	0	21
(4/9) at Samford	0.00	0-0-0	1/0	1.0	2	1	0	2	0	0	21
<b>TOTALS</b>	<b>0.00</b>	<b>0-0-0</b>	<b>5/0</b>	<b>4.1</b>	<b>4</b>	<b>1</b>	<b>0</b>	<b>2</b>	<b>3</b>	<b>0</b>	<b>--</b>

### CAREER TOTALS (at Alabama)

YEAR	ERA	W-L	APP/GS	SV	IP	H	R	ER	BB	SO	B/AVG
2019	0.00	0-0	5/0	0	4.1	4	1	0	2	3	.250
<b>TOTALS</b>	<b>0.00</b>	<b>0-0</b>	<b>5/0</b>	<b>0</b>	<b>4.1</b>	<b>4</b>	<b>1</b>	<b>0</b>	<b>2</b>	<b>3</b>	<b>.250</b>

# PITCHING GAME-BY-GAME AND CAREER STATS

## #27 CHASE LEE, RHP - R-FR.

**MOST RECENT APP:** 2.1 IP, 2 H, 1 R/1 ER, 2 K/1 BB (4/6 vs. South Carolina)  
**IN SEC PLAY (2019):** 0-0 (4 G), 5.87 ERA (5 ER/7.2 IP), 6 R/5 ER, 8 H, 6 K/2 BB

### 2019 SEASON TOTALS

OPPONENT	ERA	W-L-S	G/GS	IP	H	R	ER	BB	SO	HR	NP
(2/15) Presbyterian	0.00	0-0-0	1/0	1.0	0	0	0	0	2	0	9
(2/23) Ball State	0.00	0-0-0	1/0	1.1	0	0	0	0	3	0	13
(2/27) UNA	0.00	1-0-0	1/0	1.2	0	0	0	0	2	0	25
(3/2) at USA-1	0.00	0-0-0	1/0	1.0	1	0	0	0	1	0	9
(3/5) UAB	0.00	0-0-0	1/0	1.0	1	0	0	0	1	0	14
(3/9) NKU	0.00	0-0-0	1/0	1.1	1	0	0	0	1	0	11
(3/16) at Ole Miss	0.00	0-0-0	1/0	2.1	2	1	0	0	0	0	37
(3/24) Arkansas	3.38	0-0-0	1/0	1.0	3	4	4	0	3	0	22
(3/26) vs. Auburn	3.86	0-0-0	1/0	1.0	2	1	1	0	1	0	12
(3/29) at Florida	3.29	0-0-0	1/0	2.0	1	0	0	1	1	0	35
(4/2) Troy	2.93	0-0-0	1/0	1.2	0	0	0	0	0	0	20
(4/6) South Carolina	3.06	0-0-0	1/0	2.1	2	1	1	1	2	0	29
<b>TOTALS</b>	<b>3.06</b>	<b>1-0-0</b>	<b>12/0</b>	<b>17.2</b>	<b>13</b>	<b>7</b>	<b>6</b>	<b>2</b>	<b>17</b>	<b>0</b>	<b>--</b>

### CAREER TOTALS

YEAR	ERA	W-L	APP/GS	SV	IP	H	R	ER	BB	SO	B/AVG
2019	3.06	1-0	12/0	0	17.2	13	7	6	2	17	.203
<b>TOTALS</b>	<b>3.06</b>	<b>1-0</b>	<b>12/0</b>	<b>0</b>	<b>17.2</b>	<b>13</b>	<b>7</b>	<b>6</b>	<b>2</b>	<b>17</b>	<b>.203</b>

## #29 CONNOR SHAMBLIN, RHP - FR.

**MOST RECENT APP:** 2.0 IP, 1 H, 4 K/1 BB (4/9 at Samford)  
**AS A STARTER:** 2-1 (4 GS), 6.17 ERA (8 ER/11.2 IP), 7 H, 8 R/7 ER, 13 K/8 BB  
**IN SEC PLAY (2019):** 0-0 (3 G), 4.50 ERA (2 ER/4.0 IP), 3 H, 2 K/4 BB

### 2019 SEASON TOTALS

OPPONENT	ERA	W-L-S	G/GS	IP	H	R	ER	BB	SO	HR	NP
(2/16) Presbyterian-2	4.50	1-0-0	1/1	4.0	5	3	2	1	5	0	60
(2/24) Ball State	2.00	1-0-0	1/1	5.0	0	0	0	1	5	0	67
(3/2) at USA-1	2.79	0-0-0	1/1	0.2	1	1	1	3	0	0	28
(3/6) SDSU	2.53	0-0-0	1/0	1.0	2	1	0	1	0	0	16
(3/17) at Ole Miss	2.13	0-0-0	1/0	2.0	0	0	0	3	1	0	35
(3/22) Arkansas	1.98	0-0-0	1/0	1.0	0	0	0	1	1	0	18
(3/30) at Florida	3.07	0-0-0	1/0	1.0	3	2	2	0	0	0	18
(4/2) Troy	4.86	0-1-0	1/1	2.0	1	4	4	3	3	1	38
(4/9) at Samford	4.34	0-0-0	1/0	2.0	1	0	0	1	4	0	30
<b>TOTALS</b>	<b>4.34</b>	<b>2-1-0</b>	<b>9/4</b>	<b>18.2</b>	<b>13</b>	<b>11</b>	<b>9</b>	<b>14</b>	<b>19</b>	<b>0</b>	<b>--</b>

### CAREER TOTALS

YEAR	ERA	W-L	APP/GS	SV	IP	H	R	ER	BB	SO	B/AVG
2019	4.34	2-1	9/4	0	18.2	13	11	9	14	19	.194
<b>TOTALS</b>	<b>4.34</b>	<b>2-1</b>	<b>9/4</b>	<b>0</b>	<b>18.2</b>	<b>13</b>	<b>11</b>	<b>9</b>	<b>14</b>	<b>19</b>	<b>.194</b>

## #32 DEACON MEDDERS, RHP - JR.

**MOST RECENT APP:** L, 3.0 IP, 1 R/1 ER, 4 K/1 BB (4/6 vs. South Carolina)  
**AS A STARTER (CAREER):** 2-1 (6 GS), 4.44 ERA (12 ER/24.1 IP), 26 H, 15 R/12 ER, 19 K/12 BB  
**IN SEC PLAY (CAREER):** 1-6, 4 SV (24 G/1 GS), 5.94 ERA (31 ER/47.0 IP), 52 H, 39 R/31 ER, 39 K/36 BB

### 2019 SEASON TOTALS

OPPONENT	ERA	W-L-S	G/GS	IP	H	R	ER	BB	SO	HR	NP
(2/16) Presbyterian-1	0.00	0-1-0	1/0	1.1	1	1	0	1	2	0	35
(2/22) Ball State	0.00	0-0-0	1/0	1.0	0	0	0	0	3	0	16
(2/26) UNA	0.00	0-0-0	1/0	1.0	0	0	0	1	3	0	18
(3/2) at USA-1	2.57	1-0-0	1/0	3.2	2	2	2	2	1	6	52
(3/6) SDSU	2.57	0-0-0	1/0	0.0	1	0	0	1	0	0	7
(3/10) NKU	2.25	0-0-0	1/0	1.0	0	0	0	0	1	0	8
(3/16) at Ole Miss	2.00	1-0-0	1/0	1.0	0	0	0	2	1	0	21
(3/19) Maine	1.80	0-0-0	1/0	1.0	0	0	0	1	3	0	19
(3/24) Arkansas	3.27	0-0-0	1/0	1.0	2	2	2	2	2	1	30
(3/26) vs. Auburn	3.86	0-0-0	1/0	0.2	0	1	1	1	1	0	16
(3/31) at Florida	3.65	0-0-0	1/0	0.2	1	0	0	0	1	0	12
(4/2) Troy	3.29	0-0-0	1/0	1.1	1	1	0	1	2	0	26
(4/6) South Carolina	3.24	0-1-0	1/0	3.0	0	1	1	1	4	0	44
<b>TOTALS</b>	<b>3.24</b>	<b>2-2-0</b>	<b>13/0</b>	<b>16.2</b>	<b>8</b>	<b>8</b>	<b>6</b>	<b>12</b>	<b>29</b>	<b>1</b>	<b>--</b>

### 2018 SEASON TOTALS

OPPONENT	ERA	W-L-S	G/GS	IP	H	R	ER	BB	SO	HR	NP
(2/20) MTSU	0.00	0-0-0	1/0	1.0	0	0	0	0	0	0	9
(2/23) Wash. State-2	0.00	0-0-1	1/0	3.0	1	0	0	0	3	0	26
(2/27) at Samford	1.35	0-0-0	1/0	2.2	2	1	1	1	2	0	37
(3/4) at Oklahoma	1.17	0-0-0	1/0	1.0	1	0	0	0	1	0	17
(3/7) Southern Miss	0.93	0-0-0	1/0	2.0	1	0	0	1	2	0	27
(3/9) N.M. State-2	0.71	0-0-1	1/0	3.0	0	0	0	3	2	0	42
(3/16) Georgia	0.57	0-0-0	1/0	3.0	2	1	0	1	4	0	67
(3/23) at Tennessee	0.52	0-1-0	1/0	1.2	0	1	0	6	1	0	59
(3/30) Kentucky	0.47	0-0-1	1/0	2.0	1	0	0	0	3	0	19
(3/31) Kentucky	0.45	0-0-1	1/0	0.2	0	0	0	1	1	0	10
(4/6) at Missouri	0.41	0-0-1	1/0	2.0	3	0	0	0	1	0	22
(4/7) at Missouri-2	0.39	0-0-1	1/0	1.1	1	0	0	0	1	0	15
(4/14) at Texas A&M	0.33	0-1-0	1/0	4.1	4	1	0	4	1	0	68
(4/21) Auburn-2	1.80	0-0-0	1/0	2.1	6	6	5	3	0	0	61
(4/29) at Arkansas	1.93	0-0-0	1/0	2.2	3	1	1	3	3	0	57
(5/4) Miss. State	2.34	0-1-0	1/0	2.0	2	2	2	0	3	1	40
(5/6) Miss. State	2.21	0-0-0	1/0	2.0	1	0	0	0	1	0	18
(5/11) at LSU	3.13	0-1-0	1/0	0.2	1	5	4	3	0	0	29
(5/13) at LSU	3.79	0-0-0	1/0	0.2	3	3	3	0	0	0	14
(5/19) Ole Miss	3.69	0-0-0	1/0	1.0	0	0	0	1	1	0	13
<b>TOTALS</b>	<b>3.69</b>	<b>0-4-6</b>	<b>20/0</b>	<b>39.0</b>	<b>32</b>	<b>21</b>	<b>16</b>	<b>27</b>	<b>30</b>	<b>1</b>	<b>--</b>

### 2017 SEASON TOTALS

OPPONENT	ERA	W-L-S	G/GS	IP	H	R	ER	BB	SO	HR	NP
(2/24) Oral Roberts	0.00	0-0-0	1/0	1.0	1	0	0	0	1	0	15
(2/28) Jacksonville St.	0.00	0-0-0	1/0	0.1	0	0	0	2	1	0	16
(3/12) UAPB-1	0.00	0-0-0	1/0	1.0	0	0	0	0	1	0	9
(3/15) Samford	3.38	0-0-0	1/0	0.1	1	1	1	0	0	0	2
(3/21) at UAB	1.35	0-0-0	1/1	4.0	3	0	0	2	3	0	53
(3/31) Arkansas	0.87	0-0-0	1/0	3.2	5	1	0	0	4	0	46
(4/4) at Troy	1.84	0-0-0	1/1	4.1	5	5	2	2	5	0	83
(4/9) at Ole Miss	2.95	0-0-0	1/0	3.2	5	3	3	2	1	1	59
(4/13) Texas A&M	2.53	0-0-0	1/0	3.0	2	2	0	3	5	0	68
(4/18) Alcorn State	2.39	1-0-0	1/1	5.0	4	1	1	1	4	0	68
(4/21) at Miss. St.-2	3.08	0-0-0	1/0	0.0	2	2	2	0	0	1	4
(4/25) Jacksonville St.	3.49	0-0-0	1/1	2.0	3	2	2	3	3	1	53
(5/7) at Auburn	3.60	0-0-0	1/0	1.2	0	1	1	2	1	0	24
(5/10) Grambling	3.00	1-0-0	1/1	6.0	3	0	0	2	4	0	97
(5/18) at Vanderbilt	4.38	0-1-0	1/1	3.0	8	7	7	2	0	0	69
<b>TOTALS</b>	<b>4.38</b>	<b>2-1-0</b>	<b>15/6</b>	<b>39.0</b>	<b>42</b>	<b>25</b>	<b>19</b>	<b>21</b>	<b>33</b>	<b>3</b>	<b>--</b>

### CAREER TOTALS

YEAR	ERA	W-L	APP/GS	SV	IP	H	R	ER	BB	SO	B/AVG
2017	4.38	2-1	15/6	0	39.0	42	25	19	21	33	.278
2018	3.69	0-4	20/0	6	39.0	32	21	16	27	30	.227
2019	3.24	2-2	13/0	0	16.2	8	8	6	12	29	.133
<b>TOTALS</b>	<b>3.90</b>	<b>4-7</b>	<b>48/6</b>	<b>6</b>	<b>94.2</b>	<b>82</b>	<b>54</b>	<b>41</b>	<b>60</b>	<b>92</b>	<b>.233</b>

# PITCHING GAME-BY-GAME AND CAREER STATS

## #33 KYLE CAMERON, RHP - R-JR.

**MOST RECENT APP:** 0.1 IP (4/6 vs. South Carolina)  
**AS A STARTER (CAREER):** 0-1 (1 GS), 13.50 ERA (6 ER/4.0 IP), 7 H, 6 R/6 ER, 2 K/2 BB  
**IN SEC PLAY (CAREER):** 2-3 (20 G), 9.17 ERA (37 ER/36.1 IP), 55 H, 41 R/37 ER, 14 K/14 BB

### 2019 SEASON TOTALS

OPPONENT	ERA	W-L-S	G/GS	IP	H	R	ER	BB	SO	HR	NP
(2/18) Jacksonville St.	0.00	1-0-0	1/0	2.0	0	0	0	0	3	0	25
(2/26) UNA	0.00	0-0-0	1/0	2.0	0	0	0	0	1	3	28
(3/2) at USA-2	1.35	0-0-0	1/0	2.2	4	1	1	0	2	0	38
(3/5) UAB	2.35	0-0-0	1/0	1.0	1	1	1	0	0	0	13
(3/6) SDSU	1.86	1-0-0	1/0	2.0	1	0	0	0	0	0	19
(3/12) MTSU	1.69	0-0-0	1/0	1.0	1	0	0	0	0	0	7
(3/15) at Ole Miss	1.64	0-0-0	1/0	0.1	0	0	0	0	0	0	6
(3/17) at Ole Miss	3.97	0-0-0	1/0	0.1	2	3	3	1	0	0	23
(3/24) Arkansas	5.11	0-0-0	1/0	1.0	3	2	2	0	0	0	22
(3/26) vs. Auburn	4.85	0-0-0	1/0	0.2	0	0	0	0	0	0	5
(3/31) at Florida	6.08	0-0-0	1/0	0.1	3	2	2	0	0	0	12
(4/6) South Carolina	5.93	0-0-0	1/0	0.1	0	0	0	0	0	0	4
<b>TOTALS</b>	<b>5.93</b>	<b>2-0-0</b>	<b>12/0</b>	<b>13.2</b>	<b>15</b>	<b>9</b>	<b>9</b>	<b>2</b>	<b>8</b>	<b>0</b>	<b>--</b>

### 2018 SEASON TOTALS

OPPONENT	ERA	W-L-S	G/GS	IP	H	R	ER	BB	SO	HR	NP
(2/17) Valparaiso	0.00	0-0-0	1/0	2.2	4	0	0	0	2	0	46
(2/23) Wash. State-1	0.00	0-0-0	1/0	2.1	2	0	0	0	1	0	34
(3/2) at Oklahoma	0.00	0-1-0	1/0	2.1	2	1	0	1	2	0	40
(3/9) N.M. State-1	0.90	0-0-0	1/0	2.2	3	1	1	1	2	0	44
(3/18) Georgia	0.64	0-0-0	1/0	4.0	3	2	0	0	1	1	50
(3/25) at Tennessee-2	1.06	0-0-0	1/0	3.0	4	1	1	0	2	0	47
(4/1) Kentucky	1.27	0-0-0	1/0	4.1	6	1	1	0	2	0	78
(4/7) at Missouri-2	1.37	1-0-0	1/0	5.0	3	1	1	1	3	0	53
(4/14) at Texas A&M	1.57	0-0-0	1/0	2.1	4	2	1	1	1	0	45
(4/21) Auburn-2	3.10	0-0-0	1/0	0.1	5	5	5	0	0	1	17
(4/24) Troy	2.90	0-0-1	1/0	2.0	1	0	0	1	1	0	30
(4/29) at Arkansas	3.74	0-0-0	1/0	2.2	4	4	4	2	1	1	63
(5/6) Miss. State	4.71	0-1-0	1/0	2.2	5	5	5	1	0	1	44
(5/13) at LSU	4.42	0-0-0	1/0	2.1	2	0	0	0	0	0	21
(5/19) Ole Miss	5.31	0-1-0	1/0	0.1	4	4	4	1	0	1	24
<b>TOTALS</b>	<b>5.31</b>	<b>1-3-1</b>	<b>15/0</b>	<b>39.0</b>	<b>52</b>	<b>27</b>	<b>23</b>	<b>9</b>	<b>18</b>	<b>5</b>	<b>--</b>

### 2017 SEASON TOTALS

OPPONENT	ERA	W-L-S	G/GS	IP	H	R	ER	BB	SO	HR	NP
(2/22) Southern Miss	13.50	0-0-0	1/0	0.2	2	1	1	0	0	0	10
(2/24) Oral Roberts	9.00	0-0-0	1/0	1.1	1	1	1	2	2	0	31
<b>TOTALS</b>	<b>9.00</b>	<b>0-0-0</b>	<b>2/0</b>	<b>2.0</b>	<b>3</b>	<b>2</b>	<b>2</b>	<b>2</b>	<b>2</b>	<b>0</b>	<b>--</b>

### 2016 SEASON TOTALS

OPPONENT	ERA	W-L-S	G/GS	IP	H	R	ER	BB	SO	HR	NP
(2/20) Maryland	10.80	0-0-0	1/0	1.2	1	2	2	1	0	0	32
(2/28) North Dakota	6.00	0-0-0	1/0	1.1	1	0	0	0	2	0	19
(3/6) vs. Brown	3.00	1-0-0	1/0	3.0	1	0	0	1	3	0	42
(3/11) Houston	2.08	0-0-0	1/0	2.2	0	0	0	0	0	0	26
(3/13) Houston	3.00	0-0-0	1/0	0.1	1	2	1	1	1	0	15
(3/20) at LSU	5.25	0-1-0	1/0	3.0	6	5	4	1	1	0	57
(3/26) Tennessee-1	4.72	1-0-0	1/0	1.1	0	0	0	1	1	0	22
(3/31) at Georgia	6.43	0-0-0	1/0	0.2	0	3	3	3	1	0	--
(4/5) Alcorn State-1	7.88	0-0-0	1/0	2.0	4	4	4	1	2	0	42
(4/20) USA	9.00	0-1-0	1/1	4.0	7	6	6	2	2	0	62
(4/26) at Samford	7.94	0-0-0	1/0	2.2	2	0	0	1	2	0	40
(5/8) Auburn	7.71	0-0-0	1/0	0.2	1	0	0	0	0	0	10
(5/21) USC	7.66	0-0-0	1/0	1.1	0	1	1	2	1	0	32
<b>TOTALS</b>	<b>7.66</b>	<b>2-2-0</b>	<b>13/1</b>	<b>24.2</b>	<b>24</b>	<b>23</b>	<b>21</b>	<b>14</b>	<b>16</b>	<b>0</b>	<b>--</b>

### CAREER TOTALS

YEAR	ERA	W-L	APP/GS	SV	IP	H	R	ER	BB	SO	B/AVG
2016	7.66	2-2	13/1	0	24.2	24	23	21	14	16	.250
2017	9.00	0-0	2/0	0	2.0	3	2	2	2	2	.375
2018	5.31	1-3	15/0	1	39.0	52	27	23	9	18	.323
2019	5.93	2-0	12/0	0	13.2	15	9	9	2	8	.288
<b>TOTALS</b>	<b>6.24</b>	<b>5-5</b>	<b>42/1</b>	<b>1</b>	<b>79.1</b>	<b>94</b>	<b>61</b>	<b>55</b>	<b>27</b>	<b>44</b>	<b>.297</b>

## #34 JACOB McNAIRY, RHP - FR.

**MOST RECENT APP:** 2.0 IP, 1 H, 1 K (4/9 at Samford)  
**IN SEC PLAY (2019):** N/A

### 2019 SEASON TOTALS

OPPONENT	ERA	W-L-S	G/GS	IP	H	R	ER	BB	SO	HR	NP
(2/16) Presbyterian-1	4.50	0-0-0	1/0	2.0	3	1	1	2	0	0	30
(2/23) Ball State	10.12	0-0-0	1/0	0.2	3	2	2	0	0	0	13
(2/27) UNA	5.79	0-0-1	1/0	2.0	1	0	0	0	1	0	19
(3/2) at USA-1	6.35	0-0-0	1/0	1.0	2	1	1	1	1	0	22
(3/6) SDSU	9.95	0-0-0	1/0	0.2	3	3	3	0	0	0	18
(4/9) at Samford	7.56	0-0-0	1/0	2.0	1	0	0	0	1	0	28
<b>TOTALS</b>	<b>7.56</b>	<b>0-0-1</b>	<b>6/0</b>	<b>8.1</b>	<b>13</b>	<b>7</b>	<b>7</b>	<b>3</b>	<b>3</b>	<b>0</b>	<b>--</b>

### CAREER TOTALS

YEAR	ERA	W-L	APP/GS	SV	IP	H	R	ER	BB	SO	B/AVG
2019	7.56	0-0	6/0	1	8.1	13	7	7	3	3	.361
<b>TOTALS</b>	<b>7.56</b>	<b>0-0</b>	<b>6/0</b>	<b>1</b>	<b>8.1</b>	<b>13</b>	<b>7</b>	<b>7</b>	<b>3</b>	<b>3</b>	<b>.361</b>

## #40 BROCK GUFFEY, LHP - SO.

**MOST RECENT APP:** 0.1 IP (4/6 vs. South Carolina)  
**IN SEC PLAY (CAREER):** 0-2 (15 G), 2.66 ERA (6 ER/20.1 IP), 16 H, 8 R/6 ER, 9 K/7 BB

### 2019 SEASON TOTALS

OPPONENT	ERA	W-L-S	G/GS	IP	H	R	ER	BB	SO	HR	NP
(2/18) Jacksonville St.	4.50	0-0-0	1/0	2.0	2	1	1	0	1	0	32
(2/26) UNA	3.00	0-0-0	1/0	1.0	1	0	0	0	2	0	9
(3/16) at Ole Miss	2.45	0-0-0	1/0	0.2	0	0	0	0	1	0	14
(3/19) Maine	1.93	0-0-0	1/0	1.0	1	0	0	0	3	0	15
(3/23) Arkansas	1.23	0-0-0	1/0	2.2	2	0	0	0	2	0	42
(3/26) vs. Auburn	1.17	0-0-0	1/0	0.1	1	1	0	1	0	0	14
(3/31) at Florida	0.96	0-0-0	1/0	1.2	0	0	0	0	0	0	11
(4/6) South Carolina	0.93	0-0-0	1/0	0.1	0	0	0	0	0	0	5
<b>TOTALS</b>	<b>0.93</b>	<b>0-0-0</b>	<b>8/0</b>	<b>9.2</b>	<b>7</b>	<b>2</b>	<b>1</b>	<b>2</b>	<b>8</b>	<b>0</b>	<b>--</b>

### 2018 SEASON TOTALS

OPPONENT	ERA	W-L-S	G/GS	IP	H	R	ER	BB	SO	HR	NP
(2/18) Valparaiso	0.00	0-0-1	1/0	1.2	0	0	0	0	3	0	23
(2/24) Wash. State	0.00	1-0-0	1/0	2.1	1	0	0	1	3	0	32
(3/3) at Oklahoma	2.70	0-0-0	1/0	2.2	4	2	2	1	2	1	57
(3/9) N.M. State-2	2.45	0-0-0	1/0	0.2	1	0	0	0	1	0	16
(3/13) Alabama A&M	2.16	0-0-0	1/0	1.0	0	0	0	0	1	0	14
(3/17) Georgia	1.93	0-0-0	1/0	1.0	1	0	0	0	0	0	15
(3/20) at UAB	2.53	0-0-0	1/0	1.1	3	1	1	0	0	0	27
(3/27) vs. Auburn	2.25	0-0-0	1/0	1.1	0	0	0	0	1	0	16
(3/30) Kentucky	2.03	0-0-0	1/0	1.1	0	0	0	0	0	0	19
(4/1) Kentucky	2.51	0-1-0	1/0	1.0	1	2	1	0	1	1	25
(4/7) at Missouri-2	2.45	0-0-0	1/0	0.1	0	0	0	0	1	0	3
(4/13) at Texas A&M	2.25	0-0-0	1/0	1.1	1	1	0	1	1	0	41
(4/17) Samford	2.65	0-0-0	1/0	1.0	2	2	1	0	1	0	18
(4/21) Auburn-2	2.41	0-0-0	1/0	1.2	2	0	0	2	1	0	42
(4/24) Troy	2.18	0-0-0	1/0	2.0	1	0	0	1	2	0	37
(4/28) at Arkansas	3.74	0-1-0	1/0	1.0	2	4	4	3	1	0	36
(5/5) Miss. State	3.75	0-0-0	1/0	2.1	4	1	1	0	1	1	31
(5/8) Jacksonville St.	4.21	0-0-0	1/0	1.2	2	2	2	1	3	0	36
(5/12) at LSU	4.05	0-0-0	1/0	1.0	1	0	0	0	0	0	18
(5/17) Ole Miss	3.77	0-0-0	1/0	2.0	1	0	0	0	1	0	24
(5/19) Ole Miss	3.64	0-0-0	1/0	1.0	1	0	0	0	0	0	15
<b>TOTALS</b>	<b>3.64</b>	<b>1-2-1</b>	<b>21/0</b>	<b>29.2</b>	<b>28</b>	<b>15</b>	<b>12</b>	<b>10</b>	<b>24</b>	<b>3</b>	<b>--</b>

### CAREER TOTALS

YEAR	ERA	W-L	APP/GS	SV	IP	H	R	ER	BB	SO	B/AVG
2018	3.64	1-2	21/0	1	29.2	28	15	12	10	24	.246
2019	0.93	0-0	8/0	0	9.2	7	2	1	2	8	.194
<b>TOTALS</b>	<b>2.97</b>	<b>1-2</b>	<b>29/0</b>	<b>1</b>	<b>39.1</b>	<b>35</b>	<b>17</b>	<b>13</b>	<b>12</b>	<b>32</b>	<b>.233</b>

# PITCHING GAME-BY-GAME AND CAREER STATS

## #44 DAVIS VAINER, RHP - R-JR.

**MOST RECENT APP:** 1.0 IP, 2 K/1 BB (4/6 vs. South Carolina)  
**AS A STARTER (CAREER):** 0-0 (1 APP), 0.00 ERA (0 ER/1.0 IP), 1 K  
**IN SEC PLAY (CAREER):** 0-3, 2 SV (25 G), 6.89 ERA (25 ER/32.2 IP), 37 H, 29 R/25 ER, 41 K/35 BB

### 2019 SEASON TOTALS

OPPONENT	ERA	W-L-S	G/GS	IP	H	R	ER	BB	SO	HR	NP
(2/18) Jacksonville St.	0.00	0-0-0	1/0	2.0	0	0	0	2	3	0	36
(2/27) UNA	0.00	0-0-0	1/0	2.0	2	0	0	0	3	0	32
(3/5) UAB	0.00	0-0-0	1/0	2.0	0	0	0	0	4	0	27
(3/9) NKU	0.00	0-0-0	1/0	1.0	0	0	0	0	1	0	14
(3/12) MTSU	0.00	1-0-0	1/0	2.0	0	0	0	0	3	0	30
(3/16) at Ole Miss	0.00	0-0-0	1/0	1.1	0	0	0	1	0	0	23
(3/24) Arkansas	0.00	0-0-0	1/0	2.2	1	0	0	1	2	0	39
(3/26) vs. Auburn	0.00	0-0-0	1/0	0.1	1	0	0	2	0	0	14
(4/2) Troy	0.00	0-0-0	1/0	2.0	0	0	0	1	6	0	36
(4/6) South Carolina	0.00	0-0-0	1/0	1.0	0	0	0	1	2	0	20
<b>TOTALS</b>	<b>0.00</b>	<b>1-0-0</b>	<b>10/0</b>	<b>16.1</b>	<b>4</b>	<b>0</b>	<b>0</b>	<b>8</b>	<b>24</b>	<b>0</b>	<b>--</b>

### 2018 SEASON TOTALS

OPPONENT	ERA	W-L-S	G/GS	IP	H	R	ER	BB	SO	HR	NP
(2/18) Valparaiso	0.00	1-0-0	1/0	3.2	2	0	0	1	4	0	56
(2/24) Wash. State	4.15	0-0-0	1/0	0.2	1	2	2	2	1	0	28
(2/28) Alabama St.	2.70	0-0-0	1/0	2.1	2	0	0	2	3	0	45
(3/4) at Oklahoma	2.08	0-0-0	1/0	2.0	1	0	0	1	2	0	29
(3/10) N.M. State	2.13	1-0-0	1/0	4.0	3	1	1	1	3	0	56
(3/14) Alabama A&M	1.98	0-0-0	1/1	1.0	1	0	0	0	1	0	13
(3/18) Georgia	3.45	0-1-0	1/0	2.0	2	3	3	2	2	0	40
(3/23) at Tennessee	3.24	0-0-0	1/0	1.0	1	0	0	1	1	0	22
(3/27) vs. Auburn	3.57	0-0-0	1/0	1.0	2	1	1	0	1	1	17
(4/1) Kentucky	3.54	0-0-0	1/0	2.2	4	1	1	1	4	0	42
(4/10) UAB	3.38	0-0-0	1/0	1.0	0	0	0	0	2	0	9
(4/12) at Texas A&M	4.09	0-0-0	1/0	0.2	3	2	2	1	2	0	26
(4/17) Samford	3.60	0-0-0	1/0	3.0	0	0	0	1	5	0	27
(4/20) Auburn	4.78	0-0-0	1/0	1.1	4	7	4	3	1	1	46
(4/24) Troy	4.61	0-0-0	1/0	1.0	0	0	0	0	1	0	16
4/28) at Arkansas	4.61	0-0-0	1/0	0.0	0	0	0	1	0	0	4
(5/6) Miss. State	4.76	0-0-0	1/0	1.0	0	1	1	1	1	0	18
(5/8) Jacksonville St.	4.45	0-0-0	1/0	2.0	1	0	0	0	5	0	28
(5/13) at LSU	4.45	0-0-0	1/0	2.0	1	1	1	0	1	0	21
(5/17) Ole Miss	4.28	0-0-0	1/0	1.1	0	0	0	1	0	0	17
(5/19) Ole Miss	4.46	0-0-0	1/0	0.2	2	1	1	1	0	0	17
<b>TOTALS</b>	<b>4.46</b>	<b>2-1-0</b>	<b>21/1</b>	<b>34.1</b>	<b>30</b>	<b>20</b>	<b>17</b>	<b>20</b>	<b>40</b>	<b>2</b>	<b>--</b>

### 2017 SEASON TOTALS

OPPONENT	ERA	W-L-S	G/GS	IP	H	R	ER	BB	SO	HR	NP
(2/19) Presbyterian	0.00	0-0-0	1/0	1.0	0	0	0	0	2	0	7
(2/22) Southern Miss	0.00	0-0-1	1/0	3.0	1	0	0	0	4	0	32
(2/25) Oral Roberts	0.00	0-0-0	1/0	1.2	0	0	0	1	3	0	28
(2/26) Oral Roberts	0.00	0-0-0	1/0	0.1	1	0	0	0	0	0	3
(2/28) Jacksonville St.	1.23	0-1-0	1/0	1.1	1	1	1	2	3	0	29
(3/5) ULM	1.00	0-0-0	1/0	1.2	0	0	0	2	1	0	19
(3/9) UAPB	0.96	0-0-1	1/0	0.1	0	0	0	0	1	0	5
(3/15) Samford	0.82	0-0-0	1/0	1.2	0	0	0	0	1	0	11
(3/18) Missouri	1.59	0-0-0	1/0	0.1	1	1	1	3	1	0	22
(3/21) at UAB	1.38	0-0-1	1/0	1.2	1	0	0	0	3	0	21
(3/25) at USC	2.51	0-1-0	1/0	1.1	2	2	2	4	3	0	47
(4/1) Arkansas	2.40	0-0-0	1/0	0.2	0	0	0	1	2	0	16
(4/2) Arkansas	2.93	0-0-0	1/0	0.1	1	1	1	2	1	0	17
(4/9) at Ole Miss	3.45	0-0-0	1/0	0.1	0	1	1	1	0	0	10
(4/11) UAB	3.24	0-0-0	1/0	1.0	0	0	0	1	1	0	21
(4/13) Teas A&M	3.06	0-0-0	1/0	1.0	1	0	0	0	1	0	14
(4/21) at Miss. St.-2	3.38	0-0-0	1/0	3.2	5	3	2	0	5	0	68
(4/25) Jacksonville St.	4.22	0-0-0	1/0	0.0	2	2	2	0	0	0	5
(4/29) LSU	4.01	0-1-0	1/0	3.1	3	1	1	4	5	0	58
(5/6) at Auburn-1	3.96	0-0-1	1/0	0.1	0	0	0	0	1	0	5
(5/6) at Auburn-2	4.00	0-0-1	1/0	2.0	3	1	1	2	4	0	50
(5/13) Florida	4.55	0-0-0	1/0	0.2	2	2	2	2	1	0	21
(5/20) at Vanderbilt	4.71	0-0-0	1/0	1.0	1	1	1	1	1	0	20
<b>TOTALS</b>	<b>4.71</b>	<b>0-3-5</b>	<b>23/0</b>	<b>28.2</b>	<b>25</b>	<b>17</b>	<b>15</b>	<b>26</b>	<b>44</b>	<b>0</b>	<b>--</b>

### CAREER TOTALS

YEAR	ERA	W-L	APP/GS	SV	IP	H	R	ER	BB	SO	B/AVG
2016											
2017	4.71	0-3	23/0	5	28.2	25	17	15	26	44	.236
2018	4.46	2-1	21/1	0	34.1	30	20	17	20	40	.236
2019	0.00	1-0	10/0	0	16.1	4	0	0	8	24	.075
<b>TOTALS</b>	<b>3.63</b>	<b>3-4</b>	<b>54/1</b>	<b>5</b>	<b>79.1</b>	<b>59</b>	<b>37</b>	<b>32</b>	<b>54</b>	<b>108</b>	<b>.206</b>

REDSHIRTED DURING HIS FIRST SEASON AT UA

# 2019 PLAYER BIOS

## #1 DANIEL CARINCI, INF - FR.

**LAST GAME (at Samford):** 1 G/0 GS - .000 (0-1), R, HBP  
**LAST 10 GAMES:** 3 G/1 GS - .000 (0-4), RBI, R, HBP  
**CURRENT STREAK:** N/A

- Entered off the bench at Samford and tallied one run scored and a hit-by-pitch
- Made the start at second against Troy, recording one RBI in the midweek matchup

### CAREER TOTALS

YEAR	GP-GS	AVG	AB	R	H	2B	3B	HR	RBI	BB	SO	SB-A
2019	10-2	.200	15	2	3	0	0	0	1	0	4	0-0

### CAREER SEC TOTALS

YEAR	GP-GS	AVG	AB	R	H	2B	3B	HR	RBI	BB	SO	SB-A
2019	1-0	.000	1	0	0	0	0	0	0	0	0	0-0

### 2019 SEASON HIGHS

Hits	1	3x, last vs. Northern Kentucky (3/10)
Doubles	N/A	
Triples	N/A	
Home Runs	N/A	
RBI	1	vs. Troy (4/2)
Runs	1	2x, last at Samford (4/9)
Walks	N/A	
Stolen Bases	N/A	

### CAREER HIGHS

Hits	1	3x, last vs. Northern Kentucky (3/10/19)
Doubles	N/A	
Triples	N/A	
Home Runs	N/A	
RBI	1	vs. Troy (4/2)
Runs	1	2x, last at Samford (4/9/19)
Walks	N/A	
Stolen Bases	N/A	

## #2 JOHN TROUSDALE, INF - JR.

**LAST GAME (at Samford):** 1 G/0 GS - .000 (0-1)  
**LAST 10 GAMES:** 8 G/4 GS - .133 (2-15), HR, 4 RBI, 2 R, 4 BB  
**CURRENT STREAK:** N/A

- Appeared as a pinch-hitter and remained in the game at 3B at Samford, finishing 0-for-1
- Started two games against SC and recorded one walk

### CAREER TOTALS

YEAR	GP-GS	AVG	AB	R	H	2B	3B	HR	RBI	BB	SO	SB-A
2017	24-1	.160	25	2	4	0	0	1	4	2	4	0-0
2018	34-21	.214	98	15	21	10	1	2	10	11	21	0-0
2019	26-16	.215	65	13	14	2	1	1	8	11	12	0-0
<b>TOTALS</b>	<b>84-38</b>	<b>.207</b>	<b>188</b>	<b>30</b>	<b>39</b>	<b>12</b>	<b>2</b>	<b>4</b>	<b>22</b>	<b>24</b>	<b>37</b>	<b>0-0</b>

### CAREER SEC TOTALS

YEAR	GP-GS	AVG	AB	R	H	2B	3B	HR	RBI	BB	SO	SB-A
2017	12-0	.100	10	0	1	0	0	0	0	2	3	0-0
2018	18-14	.153	59	9	9	3	1	2	4	7	17	0-0
2019	9-6	.136	22	2	3	0	0	0	2	4	7	0-0
<b>TOTALS</b>	<b>39-20</b>	<b>.143</b>	<b>91</b>	<b>11</b>	<b>13</b>	<b>3</b>	<b>1</b>	<b>2</b>	<b>6</b>	<b>13</b>	<b>27</b>	<b>0-0</b>

### 2019 SEASON HIGHS

Hits	2	4x, last vs. Troy (4/2)
Doubles	1	2x, last vs. Middle Tennessee (3/12)
Triples	1	vs. Northern Kentucky (3/9)
Home Runs	1	vs. Troy (4/2)
RBI	2	2x, last vs. Troy (4/2)
Runs	1	13x, last vs. Troy (4/2)
Walks	1	11x, last vs. South Carolina - GM 2 (4/5)
Stolen Bases	N/A	

### CAREER HIGHS

Hits	3	at LSU (5/13/18)
Doubles	2	2x, last at LSU (5/11/18)
Triples	1	2x, last vs. Northern Kentucky (3/9/19)
Home Runs	1	4x, last vs. Troy (4/2/19)
RBI	4	vs. Grambling (5/10/17)
Runs	2	3x, last at LSU (5/11)
Walks	1	24x, last vs. South Carolina - GM 2 (4/5/19)
Stolen Bases	N/A	

## #4 JOE BREAUX, OF - SR.

**LAST GAME (at Samford):** 1 G/1 GS - .500 (1-2), 2B, RBI, 2 R, BB, HBP  
**LAST 10 GAMES:** 10 G/10 GS - .243 (9-37), 3 2B, 5 RBI, 5 R, 6 BB, HBP, 1-2 SB  
**CURRENT STREAK:** N/A

- Reached base in his first 17 games played to start the 2019 campaign from Feb. 15-March 12 and has reached in 27 of his 33 starts this season
- Leads the team in doubles with 11, a total that ties for 10th in the SEC
- Spotted the stat sheet at Samford going 1-for-2 with a double, RBI, two runs, a walk and HBP
- Tallied three hits, including one double, to go with two runs and a walk against South Carolina

### CAREER TOTALS (at Alabama)

YEAR	GP-GS	AVG	AB	R	H	2B	3B	HR	RBI	BB	SO	SB-A
2018	47-46	.247	162	34	40	9	2	2	19	32	44	7-8
2019	33-33	.279	129	22	36	11	2	2	20	18	27	3-5
<b>TOTALS</b>	<b>80-79</b>	<b>.261</b>	<b>291</b>	<b>56</b>	<b>76</b>	<b>20</b>	<b>4</b>	<b>4</b>	<b>39</b>	<b>50</b>	<b>71</b>	<b>10-13</b>

### CAREER SEC TOTALS (at Alabama)

YEAR	GP-GS	AVG	AB	R	H	2B	3B	HR	RBI	BB	SO	SB-A
2018	28-28	.280	100	17	28	5	1	2	11	17	29	5-5
2019	12-12	.217	46	4	10	1	0	1	4	6	15	0-1
<b>TOTALS</b>	<b>40-40</b>	<b>.260</b>	<b>146</b>	<b>21</b>	<b>38</b>	<b>6</b>	<b>1</b>	<b>3</b>	<b>15</b>	<b>23</b>	<b>44</b>	<b>5-6</b>

### 2019 SEASON HIGHS

Hits	3	4x, last vs. UAB (3/5)
Doubles	1	11x, last at Samford (4/9)
Triples	1	vs. UAB (3/5)
Home Runs	1	2x, last at Ole Miss (3/16)
RBI	4	vs. Maine (3/19)
Runs	2	4x, last at Samford (4/9)
Walks	2	4x, last vs. Auburn (3/26)
Stolen Bases	1	3x, last vs. Auburn (3/26)

### CAREER HIGHS

Hits	3	4x, last vs. UAB (3/5/19)
Doubles	2	vs. Valparaiso (2/18/18)
Triples	1	3x, last vs. UAB (3/5/19)
Home Runs	1	4x, last at Ole Miss (3/16/19)
RBI	4	vs. Maine (3/19/19)
Runs	2	11x, last at Samford (4/9/19)
Walks	5	vs. Washington State - GM 1 (2/23/18)
Stolen Bases	2	at LSU (5/12)

## #5 TYLER RAS, RHP/OF - FR.

**LAST GAME (at Samford):** 1 G/0 GS - .500 (1-2), HR, 2 RBI, R  
**LAST 10 GAMES:** 3 G/0 GS - .250 (1-4), HR, 2 RBI, R  
**CURRENT STREAK:** N/A

- Went 1-for-2 with his first career HR while adding two RBI and a run on Tuesday in Birmingham

### CAREER TOTALS

YEAR	GP-GS	AVG	AB	R	H	2B	3B	HR	RBI	BB	SO	SB-A
2019	8-1	.154	13	2	2	1	0	1	3	1	6	0-0

### CAREER SEC TOTALS

YEAR	GP-GS	AVG	AB	R	H	2B	3B	HR	RBI	BB	SO	SB-A
2019	2-0	.000	2	0	0	0	0	0	0	0	1	0-0

### 2019 SEASON HIGHS

Hits	1	2x, last at Samford (4/9)
Doubles	1	vs. Presbyterian - GM 2 (2/16)
Triples	N/A	
Home Runs	1	at Samford (4/9)
RBI	2	at Samford (4/9/19)
Runs	1	2x, last at Samford (4/9)
Walks	1	vs. Presbyterian - GM 2 (2/16)
Stolen Bases	N/A	

### CAREER HIGHS

Hits	1	2x, last at Samford (4/9/19)
Doubles	1	vs. Presbyterian - GM 2 (2/16/19)
Triples	N/A	
Home Runs	1	at Samford (4/9/19)
RBI	2	at Samford (4/9/19)
Runs	1	2x, last at Samford (4/9/19)
Walks	1	vs. Presbyterian - GM 2 (2/16/19)
Stolen Bases	N/A	

## #7 BRETT AUERBACH, C/INF - JR.

**LAST GAME (at Samford):** 1 G/1 GS - .400 (2-5), HR, 4 RBI, 2 R  
**LAST 10 GAMES:** 9 G/9 GS - .212 (7-33), 2B, HR, 7 RBI, 5 R, 3 BB  
**CURRENT STREAK:** N/A

- Registered a seven-game hitting streak from March 1-9, batting .379 (11-29) with three doubles, seven RBI, six runs, four walks and three stolen bases in as many attempts across that stretch
- Matched the UA all-time record for hits in a game with a 5-for-5 performance against NKU on March 8, the 32nd five-hit game in program history
- Finished 2-for-5 with his first HR while adding 2 runs and a team-high tying 4 RBI vs. Samford
- Collected three hits, including a double, and added three RBI and a walk against South Carolina

### CAREER TOTALS (at Alabama)

YEAR	GP-GS	AVG	AB	R	H	2B	3B	HR	RBI	BB	SO	SB-A
2019	33-32	.240	129	22	31	8	0	1	20	16	27	4-5

### CAREER SEC TOTALS (at Alabama)

YEAR	GP-GS	AVG	AB	R	H	2B	3B	HR	RBI	BB	SO	SB-A
2019	11-11	.163	43	3	7	2	0	0	4	3	9	0-1

### 2019 SEASON HIGHS

Hits	5	vs. Northern Kentucky (3/8)
Doubles	2	vs. Northern Kentucky (3/8)
Triples	N/A	
Home Runs	1	at Samford (4/9)
RBI	4	at Samford (4/9)
Runs	2	5x, last at Samford (4/9)
Walks	2	3x, last vs. Northern Kentucky (3/9)
Stolen Bases	2	at South Alabama - GM 2 (3/2)

### CAREER HIGHS (at Alabama)

Hits	5	vs. Northern Kentucky (3/8/19)
Doubles	2	vs. Northern Kentucky (3/8/19)
Triples	N/A	
Home Runs	1	at Samford (4/9/19)
RBI	4	at Samford (4/9/19)
Runs	2	5x, last at Samford (4/9/19)
Walks	2	3x, last vs. Northern Kentucky (3/9/19)
Stolen Bases	2	at South Alabama - GM 2 (3/2/19)

# 2019 PLAYER BIOS

## #8 MORGAN McCULLOUGH, INF - JR.

**LAST GAME (at Samford):** 1 G/1 GS - .333 (1-3), HR, RBI, R, BB  
**LAST 10 GAMES:** 9 G/9 GS - .289 (11-38), 2B, HR, 5 RBI, 5 R, 2 BB, HBP, 2-2 SB  
**CURRENT STREAK:** 6 G hitting - .400 (10-25), HR, 5 RBI, 5 R, BB, HBP, 2-2 SB (dates back to March 30)

- Tied for 13th in the SEC in walks with 23, a total that ranks second on the Crimson Tide
- Totaled 10 doubles, tying for second on the team and 16th in the league
- Leads UA in hits (39) while ranking third in runs scored (23)
- Reached base safely in the first 25 games he played during the 2019 season (ended March 29) and has gotten aboard in 31 of 32 starts this season
- Recorded an 11-game hitting streak to start the season from Feb. 15-March 2, batting .349 (15-43) with three 2B, 3B, eight RBI, 10 runs, eight BB and a perfect 2-for-2 on SB during that time
- Finished 1-for-3 with a homer, RBI, run and walk at Samford on Tuesday
- Led UA in hitting with a .467 (7-15) average and contributed 4 RBI, 4 runs and 2 SB against SC

### CAREER TOTALS (at Alabama)

YEAR	GP-GS	AVG	AB	R	H	2B	3B	HR	RBI	BB	SO	SB-A
2019	32-32	.325	120	23	39	10	2	2	21	23	20	4-4

### CAREER SEC TOTALS (at Alabama)

YEAR	GP-GS	AVG	AB	R	H	2B	3B	HR	RBI	BB	SO	SB-A
2019	12-12	.292	48	6	14	3	0	0	5	4	6	2-2

### 2019 SEASON HIGHS

Hits	3	3x, last vs. South Carolina - GM 2 (4/5)
Doubles	1	10x, last vs. Auburn (3/26)
Triples	1	2x, last vs. South Dakota State (3/6)
Home Runs	1	2x, last at Samford (4/9)
RBI	2	6x, last vs. South Carolina (4/6)
Runs	2	5x, last vs. South Carolina - GM 2 (4/5)
Walks	3	vs. UAB (3/5)
Stolen Bases	2	vs. South Carolina - GM 2 (4/5)

### CAREER HIGHS (at Alabama)

Hits	3	3x, last vs. South Carolina - GM 2 (4/5/19)
Doubles	1	10x, last vs. Ole Miss (3/26/19)
Triples	1	2x, last vs. South Dakota State (3/6/19)
Home Runs	1	2x, last at Samford (4/9/19)
RBI	2	6x, last vs. South Carolina (4/6/19)
Runs	2	5x, last vs. South Carolina - GM 2 (4/5/19)
Walks	3	vs. UAB (3/5/19)
Stolen Bases	2	vs. South Carolina - GM 2 (4/5/19)

## #13 WALKER McCLENEY, OF - JR.

**LAST GAME (at Samford):** 1 G/1 GS - .000 (0-2), R  
**LAST 10 GAMES:** 4 G/0 GS - .000 (0-3), R  
**CURRENT STREAK:** N/A

- Saw time at Samford, recording a run scored
- Came off the bench as a defensive replacement in two games against South Carolina

### CAREER TOTALS

YEAR	GP-GS	AVG	AB	R	H	2B	3B	HR	RBI	BB	SO	SB-A
2017	39-15	.250	44	11	11	2	0	0	1	6	14	3-3
2018	41-22	.191	68	16	13	4	0	0	6	16	24	3-4
2019	23-0	.000	15	3	0	0	0	0	0	1	5	1-1
<b>TOTALS</b>	<b>103-37</b>	<b>.189</b>	<b>127</b>	<b>30</b>	<b>24</b>	<b>6</b>	<b>0</b>	<b>0</b>	<b>7</b>	<b>23</b>	<b>43</b>	<b>7-8</b>

### CAREER SEC TOTALS

YEAR	GP-GS	AVG	AB	R	H	2B	3B	HR	RBI	BB	SO	SB-A
2017	22-12	.250	32	6	8	2	0	0	1	4	12	3-3
2018	19-11	.129	31	5	4	0	0	0	0	8	13	1-2
2019	6-0	.000	2	0	0	0	0	0	0	0	1	0-0
<b>TOTALS</b>	<b>47-23</b>	<b>.185</b>	<b>65</b>	<b>11</b>	<b>12</b>	<b>2</b>	<b>0</b>	<b>0</b>	<b>1</b>	<b>12</b>	<b>26</b>	<b>4-5</b>

### 2019 SEASON HIGHS

Hits	N/A	
Doubles	N/A	
Triples	N/A	
Home Runs	N/A	
RBI	N/A	
Runs	1	3x, last at Samford (4/9)
Walks	1	at South Alabama - GM 1 (3/2)
Stolen Bases	1	at South Alabama - GM 1 (3/2)

### CAREER HIGHS

Hits	2	4x, last at LSU (5/11/18)
Doubles	1	6x, last vs. Southern Miss (3/7/18)
Triples	N/A	
Home Runs	N/A	
RBI	2	2x, last vs. Alabama State (2/28/18)
Runs	3	2x, last vs. Valparaiso (2/16/18)
Walks	3	vs. Kentucky (3/31/18)
Stolen Bases	1	7x, last at South Alabama - GM 1 (3/2/19)

## #14 GENE WOOD, OF - R-JR.

**LAST GAME (at Samford):** 1 G/0 GS - .500 (1-2), RBI, BB  
**LAST 10 GAMES:** 3 G/0 GS - .333 (1-3), RBI, R, BB, HBP  
**CURRENT STREAK:** N/A

- Saw time off the bench at Samford, going 1-for-2 with an RBI and walk against the Bulldogs
- Pinch-hit in game one of the series with South Carolina

### CAREER TOTALS

YEAR	GP-GS	AVG	AB	R	H	2B	3B	HR	RBI	BB	SO	SB-A
2016	25-8	.105	38	8	4	0	0	0	1	5	10	3-3
2017	30-23	.253	75	12	19	5	0	1	6	9	12	1-2
2018	3-2	.375	8	1	3	0	0	0	1	2	2	0-0
2019	15-6	.115	26	4	3	0	0	0	4	5	7	0-0
<b>TOTALS</b>	<b>73-39</b>	<b>.197</b>	<b>147</b>	<b>25</b>	<b>29</b>	<b>5</b>	<b>0</b>	<b>1</b>	<b>12</b>	<b>21</b>	<b>31</b>	<b>4-5</b>

### CAREER SEC TOTALS

YEAR	GP-GS	AVG	AB	R	H	2B	3B	HR	RBI	BB	SO	SB-A
2016	12-1	.111	9	2	1	0	0	0	0	1	1	2-2
2017	11-8	.269	26	4	7	2	0	1	1	3	6	1-1
2018	DID NOT PLAY DUE TO INJURY											
2019	1-0	.000	1	0	0	0	0	0	0	0	1	0-0
<b>TOTALS</b>	<b>24-9</b>	<b>.222</b>	<b>36</b>	<b>6</b>	<b>8</b>	<b>2</b>	<b>0</b>	<b>1</b>	<b>1</b>	<b>4</b>	<b>8</b>	<b>3-3</b>

### 2019 SEASON HIGHS

Hits	2	vs. North Alabama (2/26)
Doubles	N/A	
Triples	N/A	
Home Runs	N/A	
RBI	2	vs. North Alabama (2/26)
Runs	2	vs. North Alabama (2/26)
Walks	2	2x, last vs. North Alabama (2/26)
Stolen Bases	N/A	

### CAREER HIGHS

Hits	3	at UAB (3/21/17)
Doubles	1	4x, last at Ole Miss (4/8/17)
Triples	N/A	
Home Runs	1	at South Carolina (3/26/17)
RBI	2	3x, last vs. North Alabama (2/26/19)
Runs	2	4x, last vs. North Alabama (2/26/19)
Walks	2	4x, last vs. North Alabama (2/26/19)
Stolen Bases	1	2x, last at South Carolina (3/24/17)

## #16 ISAIAH BYARS, INF - FR.

**LAST GAME (at Samford):** 1 G/0 GS - .333 (1-3)  
**LAST 10 GAMES:** 1 G/0 GS - .333 (1-3)  
**CURRENT STREAK:** N/A

- Came off the bench to play short, going 1-for-3 against Samford
- Entered at shortstop midway through the contest vs. Maine, finishing 1-for-2 with a pair of RBI

### CAREER TOTALS

YEAR	GP-GS	AVG	AB	R	H	2B	3B	HR	RBI	BB	SO	SB-A
2019	7-0	.273	11	0	3	0	0	0	3	1	5	0-0

### CAREER SEC TOTALS

YEAR	GP-GS	AVG	AB	R	H	2B	3B	HR	RBI	BB	SO	SB-A
2019	--	--	--	--	--	--	--	--	--	--	--	--

### 2019 SEASON HIGHS

Hits	1	3x, last at Samford (4/9)
Doubles	N/A	
Triples	N/A	
Home Runs	N/A	
RBI	2	vs. Maine (3/19)
Runs	N/A	
Walks	1	vs. North Alabama (2/26)
Stolen Bases	N/A	

### CAREER HIGHS

Hits	1	3x, last at Samford (4/9/19)
Doubles	N/A	
Triples	N/A	
Home Runs	N/A	
RBI	2	vs. Maine (3/19/19)
Runs	N/A	
Walks	1	vs. North Alabama (2/26/19)
Stolen Bases	N/A	

# 2019 PLAYER BIOS

## #18 KEITH HOLCOMBE, OF - SR.

**LAST GAME (at Samford):** 1 G/1 GS - .667 (2-3), RBI, 2 R, BB  
**LAST 10 GAMES:** 8 G/8 GS - .179 (5-28), 2B, 3 RBI, 3 R, 2 BB, 2 HBP  
**CURRENT STREAK:** N/A

- Reached base safely in 36 games from game two of the doubleheader vs. Auburn on April 21, 2018 through March 19 of this season and has reached in 25 of 30 games this season
- Totaled 10 doubles to tie for second on the team and 16th in the league
- Tied for the team lead in RBI with 28 while ranking third in slugging .529
- Started at DH vs. Samford, going 2-for-3 with an RBI and walk along with two runs scored
- Recorded a double, two RBI and one run to go with a walk and hit-by-pitch vs. SC last weekend

### CAREER TOTALS

YEAR	GP-GS	AVG	AB	R	H	2B	3B	HR	RBI	BB	SO	SB-A
2016	37-32	.279	111	23	31	2	1	0	8	15	34	4-7
2017	13-10	.250	28	6	7	1	0	0	2	3	7	0-0
2018	47-45	.290	176	19	51	9	1	2	29	12	47	6-8
2019	30-30	.324	102	16	33	10	1	3	28	11	23	2-2
<b>TOTALS</b>	<b>127-117</b>	<b>.293</b>	<b>417</b>	<b>64</b>	<b>122</b>	<b>22</b>	<b>3</b>	<b>5</b>	<b>67</b>	<b>41</b>	<b>111</b>	<b>12-17</b>

### CAREER SEC TOTALS

YEAR	GP-GS	AVG	AB	R	H	2B	3B	HR	RBI	BB	SO	SB-A
2016	17-17	.305	59	13	18	2	0	0	3	8	18	1-2
2017	1-1	.000	1	0	0	0	0	0	0	0	0	0-0
2018	27-26	.260	104	7	27	5	0	1	15	6	34	2-3
2019	12-12	.209	43	4	9	4	0	1	6	3	13	0-0
<b>TOTALS</b>	<b>57-56</b>	<b>.261</b>	<b>207</b>	<b>24</b>	<b>54</b>	<b>11</b>	<b>0</b>	<b>2</b>	<b>24</b>	<b>17</b>	<b>65</b>	<b>3-5</b>

### 2019 SEASON HIGHS

Hits	3	2x, last at Ole Miss (3/17)
Doubles	2	2x, last at Ole Miss (3/17)
Triples	1	at South Alabama (3/1)
Home Runs	1	3x, last vs. Arkansas (3/23)
RBI	4	2x, last vs. Ball State (2/24)
Runs	2	4x, last at Samford (4/9)
Walks	2	vs. Ball State (2/23)
Stolen Bases	1	2x, last vs. Ball State (2/24)

### CAREER HIGHS

Hits	4	3x, last vs. Mississippi State (5/6/18)
Doubles	2	2x, last at Ole Miss (3/17/19)
Triples	1	3x, last at South Alabama (3/1/19)
Home Runs	1	5x, last vs. Arkansas (3/23/19)
RBI	4	3x, last vs. Ball State (2/24/19)
Runs	4	vs. Valparaiso (2/18/18)
Walks	2	3x, last vs. Ball State (2/23/19)
Stolen Bases	1	12x, last vs. Ball State (2/24/19)

## #22 T.J. REEVES, OF - FR.

**LAST GAME (at Samford):** 1 G/1 GS - .500 (2-4), 2 HR, 4 RBI, 2 R  
**LAST 10 GAMES:** 10 G/8 GS - .333 (9-27), 2B, 4 HR, 7 RBI, 9 R, 6 BB, 2 HBP, 2-3 SB  
**CURRENT STREAK:** 15 G reached base (dates back to March 16)

- In the contest vs. Maine, recorded the Crimson Tide's first inside-the-park home run since 2015
- Homered twice in the same inning against Samford on April 9 making him the first player to do so since Ross Wilson against Mississippi State on April 19, 2008
- Has reached base safely in his last 15 games played dating back to March 16
- Ranks second on the team in runs scored with 24
- Had a huge night in Birmingham on Tuesday, going 2-for-4 with two HR, two runs and a team-high tying four RBI vs. Samford
- Started all three games against SC, batting .400 (4-10) with a 2B, HR, RBI, 3 runs, 2 BB and a HBP

### CAREER TOTALS

YEAR	GP-GS	AVG	AB	R	H	2B	3B	HR	RBI	BB	SO	SB-A
2019	26-17	.279	61	24	17	2	0	6	16	15	13	3-4

### CAREER SEC TOTALS

YEAR	GP-GS	AVG	AB	R	H	2B	3B	HR	RBI	BB	SO	SB-A
2019	11-8	.280	25	10	7	1	0	2	4	9	5	1-2

### 2019 SEASON HIGHS

Hits	2	4x, last at Samford (4/9)
Doubles	1	2x, last vs. South Carolina - GM 1 (4/5)
Triples	N/A	
Home Runs	2	at Samford (4/9)
RBI	4	at Samford (4/9)
Runs	3	2x, last vs. Maine (3/19)
Walks	3	at Ole Miss (3/16)
Stolen Bases	1	3x, last vs. Troy (4/2)

### CAREER HIGHS

Hits	2	4x, last at Samford (4/9/19)
Doubles	1	2x, last vs. South Carolina - GM 1 (4/5/19)
Triples	N/A	
Home Runs	2	at Samford (4/9/19)
RBI	4	at Samford (4/9/19)
Runs	3	2x, last vs. Maine (3/19/19)
Walks	3	at Ole Miss (3/16/19)
Stolen Bases	1	3x, last vs. Troy (4/2/19)

## #24 KOLBY ROBINSON, INF - JR.

**LAST GAME (at Samford):** 1 G/1 GS - .333 (1-3), 2B, RBI, R  
**LAST 10 GAMES:** 10 G/10 GS - .184 (7-38), 2B, 2 RBI, 4 R, 4 BB, 3 HBP, 1-1 SB  
**CURRENT STREAK:** N/A

- Ranks second on the Crimson Tide in batting average at .333
- Recorded a six-game hitting streak to start the season from Feb. 15-23, batting .550 (11-20) with a double, four RBI, three runs scored and a pair of walks across that time
- Went 1-for-3 with a double, RBI and run scored at Samford in the midweek
- Tallied three runs scored to go with a hit, walk and two hit-by-pitches against the Gamecocks

### CAREER TOTALS (at Alabama)

YEAR	GP-GS	AVG	AB	R	H	2B	3B	HR	RBI	BB	SO	SB-A
2019	33-33	.333	111	17	37	3	1	0	19	13	9	4-7

### CAREER SEC TOTALS (at Alabama)

YEAR	GP-GS	AVG	AB	R	H	2B	3B	HR	RBI	BB	SO	SB-A
2019	12-12	.244	45	6	11	0	1	0	6	4	6	1-3

### 2019 SEASON HIGHS

Hits	3	4x, last at Ole Miss (3/16)
Doubles	1	3x, last at Samford (4/9)
Triples	1	at Ole Miss (3/16)
Home Runs	N/A	
RBI	3	vs. Arkansas (3/23)
Runs	2	2x, last vs. South Carolina - GM 1 (4/5)
Walks	2	vs. Maine (3/19)
Stolen Bases	2	vs. Northern Kentucky (3/9)

### CAREER HIGHS (at Alabama)

Hits	3	4x, last at Ole Miss (3/16/19)
Doubles	1	3x, last at Samford (4/9/19)
Triples	1	at Ole Miss (3/16/19)
Home Runs	N/A	
RBI	3	vs. Arkansas (3/23/19)
Runs	2	2x, last vs. South Carolina - GM 1 (4/5/19)
Walks	2	vs. Maine (3/19/19)
Stolen Bases	2	vs. Northern Kentucky (3/9/19)

## #28 TYLER GENTRY, OF - SO.

**LAST GAME (at Samford):** 1 G/1 GS - .750 (3-4), 2B, 2 HR, 2 RBI, 3 R  
**LAST 10 GAMES:** 10 G/10 GS - .289 (11-38), 2B, 3 HR, 6 RBI, 8 R, 3 BB, HBP, 1-2 SB  
**CURRENT STREAK:** 5 G hitting - .450 (9-20), 2B, 3 HR, 6 RBI, 6 R, BB, HBP, 1-2 SB (dates back to April 2)

- Tied for eighth and leads UA in home runs with eight while tying for the team lead in RBI at 28
- Collected a five-game hitting streak from March 19-26, batting .368 (7-19) with a 2B, HR, 3 RBI, 6 runs scored and a walk during that stretch
- Reached base safely in 10 straight games from Feb. 26-March 10
- Recorded the Crimson Tide's first grand slam of the season when he homered against South Carolina in the series opener on April 5
- Tied for the team lead in hits with a 3-for-4 night that included a double, two home runs, two RBI and a team-high tying three runs scored against Samford on Tuesday evening
- Batted .417 (5-12) against SC, notching a grand slam, four RBI, three runs, a HBP and one SB

### CAREER TOTALS (at Alabama)

YEAR	GP-GS	AVG	AB	R	H	2B	3B	HR	RBI	BB	SO	SB-A
2019	34-33	.306	124	25	38	5	0	8	28	14	25	5-9

### CAREER SEC TOTALS (at Alabama)

YEAR	GP-GS	AVG	AB	R	H	2B	3B	HR	RBI	BB	SO	SB-A
2019	12-12	.244	45	7	11	0	0	1	6	1	13	2-4

### 2019 SEASON HIGHS

Hits	4	at South Alabama - GM 1 (3/2)
Doubles	2	at South Alabama - GM 1 (3/2)
Triples	N/A	
Home Runs	2	at Samford (4/9/19)
RBI	4	vs. South Carolina - GM 1 (4/5)
Runs	3	2x, last at Samford (4/9)
Walks	3	at South Alabama (3/1)
Stolen Bases	1	5x, last vs. South Carolina - GM 2 (4/5)

### CAREER HIGHS (at Alabama)

Hits	4	at South Alabama - GM 1 (3/2/19)
Doubles	2	at South Alabama - GM 1 (3/2/19)
Triples	N/A	
Home Runs	2	at Samford (4/9/19)
RBI	4	vs. South Carolina - GM 1 (4/5/19)
Runs	3	2x, last at Samford (4/9/19)
Walks	3	at South Alabama (3/1/19)
Stolen Bases	1	5x, last vs. South Carolina - GM 2 (4/5/19)

# 2019 PLAYER BIOS

## #36 JUSTIN KING, OF/INF - JR.

**LAST GAME (at Samford):** 1 G/0 GS - .000 (0-3)  
**LAST 10 GAMES:** 3 G/1 GS - .286 (2-7), HR, RBI, R, BB, 1-1 SB  
**CURRENT STREAK:** N/A

- Ranks third on the team in walks with 19
- Went 0-for-3 in the midweek with Samford on Tuesday night
- Pinch-hit against South Carolina, going 1-for-1 with a single

**CAREER TOTALS (at Alabama)**

YEAR	GP-GS	AVG	AB	R	H	2B	3B	HR	RBI	BB	SO	SB-A
2019	21-10	.270	37	9	10	2	0	2	3	19	19	2-2

**CAREER SEC TOTALS (at Alabama)**

YEAR	GP-GS	AVG	AB	R	H	2B	3B	HR	RBI	BB	SO	SB-A
2019	3-0	.250	4	0	1	0	0	0	0	0	3	0-0

**2019 SEASON HIGHS**

Hits	2	2x, last at South Alabama (3/1)
Doubles	1	2x, last at South Alabama - GM 2 (3/2)
Triples	N/A	N/A
Home Runs	1	2x, last vs. Troy (4/2)
RBI	1	3x, last vs. Troy (4/2)
Runs	2	2x, last vs. Maine (3/19)
Walks	3	2x, last vs. Maine (3/19)
Stolen Bases	1	2x, last vs. Troy (4/2)

**CAREER HIGHS (at Alabama)**

Hits	2	2x, last at South Alabama (3/1/19)
Doubles	1	2x, last at South Alabama - GM 2 (3/2/19)
Triples	N/A	N/A
Home Runs	1	2x, last vs. Troy (4/2/19)
RBI	1	3x, last vs. Troy (4/2/19)
Runs	2	2x, last vs. Maine (3/19/19)
Walks	3	2x, last vs. Maine (3/19/19)
Stolen Bases	1	2x, last vs. Troy (4/2/19)

## #42 JOHNNY HAWK, C - JR.

**LAST GAME (at Samford):** 1 G/1 GS - .250 (1-4), HR, 2 RBI, 2 R, 2 BB  
**LAST 10 GAMES:** 5 G/4 GS - .182 (2-11), HR, 3 RBI, 2 R, 5 BB, HBP  
**CURRENT STREAK:** N/A

- Made the start against Samford, finishing with a home run, two RBI, two runs and a pair of walks
- Started game one of the series with SC, getting hit by a pitch

**CAREER TOTALS (at Alabama)**

YEAR	GP-GS	AVG	AB	R	H	2B	3B	HR	RBI	BB	SO	SB-A
2019	18-8	.219	32	10	7	2	0	2	8	11	11	0-0

**CAREER SEC TOTALS (at Alabama)**

YEAR	GP-GS	AVG	AB	R	H	2B	3B	HR	RBI	BB	SO	SB-A
2019	6-2	.250	8	0	2	1	0	0	1	2	3	0-0

**2019 SEASON HIGHS**

Hits	2	vs. Maine (3/19)
Doubles	1	2x, last vs. Arkansas (3/22)
Triples	N/A	N/A
Home Runs	1	2x, last at Samford (4/9)
RBI	2	3x, last at Samford (4/9)
Runs	2	3x, last at Samford (4/9)
Walks	2	4x, last at Samford (4/9)
Stolen Bases	N/A	N/A

**CAREER HIGHS (at Alabama)**

Hits	2	vs. Maine (3/19/19)
Doubles	1	2x, last vs. Arkansas (3/22/19)
Triples	N/A	N/A
Home Runs	1	2x, last at Samford (4/9/19)
RBI	2	3x, last at Samford (4/9/19)
Runs	2	3x, last at Samford (4/9/19)
Walks	2	4x, last at Samford (4/9/19)
Stolen Bases	N/A	N/A

## #50 KOBE MORRIS, INF - JR.

**LAST GAME (at Samford):** 1 G/0 GS - .000 (0-2)  
**LAST 10 GAMES:** 9 G/6 GS - .000 (0-20), RBI, R, 2 BB, 2 HBP  
**CURRENT STREAK:** N/A

- Finished 0-for-2 at the plate in the midweek pairing with Samford
- Appeared off the bench in two games against South Carolina

**CAREER TOTALS (at Alabama)**

YEAR	GP-GS	AVG	AB	R	H	2B	3B	HR	RBI	BB	SO	SB-A
2019	27-16	.172	58	6	10	1	0	0	3	8	16	1-1

**CAREER SEC TOTALS (at Alabama)**

YEAR	GP-GS	AVG	AB	R	H	2B	3B	HR	RBI	BB	SO	SB-A
2019	11-9	.115	26	2	3	0	0	0	2	4	6	0-0

**2019 SEASON HIGHS**

Hits	2	vs. Northern Kentucky (3/9)
Doubles	1	vs. Northern Kentucky (3/10)
Triples	N/A	N/A
Home Runs	N/A	N/A
RBI	1	3x, last vs. Arkansas (3/23)
Runs	2	vs. Arkansas (3/23)
Walks	2	at Ole Miss (3/16)
Stolen Bases	1	vs. Northern Kentucky (3/9)

**CAREER HIGHS (at Alabama)**

Hits	2	vs. Northern Kentucky (3/9/19)
Doubles	1	vs. Northern Kentucky (3/10/19)
Triples	N/A	N/A
Home Runs	N/A	N/A
RBI	1	3x, last vs. Arkansas (3/23/19)
Runs	2	vs. Arkansas (3/23/19)
Walks	2	at Ole Miss (3/16/19)
Stolen Bases	1	vs. Northern Kentucky (3/9/19)

## #55 DREW WILLIAMSON, INF/OF - FR.

**LAST GAME (at Samford):** 1 G/1 GS - 1.000 (3-3), 3B, HR, 2 RBI, 3 R, BB  
**LAST 10 GAMES:** 10 G/10 GS - .444 (16-36), 2 2B, 3B, 2 HR, 5 RBI, 8 R, 4 BB, 2-3 SB  
**CURRENT STREAK:** 19 G reached base (dates back to March 9)

- Tied for 57th nationally and fifth in the SEC for walks with 25, a total that leads all Tide hitters
- Gotten aboard in 30 of his 31 starts on the season, including all 12 SEC contests
- Put together a five-game hitting streak from March 24-31, batting .474 (9-19) with a double, home run, RBI, four runs and a stolen base during that time
- Reached base safely in the first 11 games to start the 2019 campaign
- Selected as MVP of the Capital City Classic with a perfect 4-for-4 night that included a double, two runs and a stolen base against the Tigers
- Went a perfect 3-for-3, falling a double short of the cycle, while adding two RBI, a walk and a team-high tying three runs scored against Samford on Tuesday night
- Batted .364 (4-11) with a 2B, two RBI and a run scored to go with a pair of walks and a SB vs. SC

**CAREER TOTALS**

YEAR	GP-GS	AVG	AB	R	H	2B	3B	HR	RBI	BB	SO	SB-A
2019	32-31	.344	96	20	33	4	1	2	15	26	17	4-5

**CAREER SEC TOTALS**

YEAR	GP-GS	AVG	AB	R	H	2B	3B	HR	RBI	BB	SO	SB-A
2019	12-12	.250	40	5	10	2	0	1	5	8	8	1-1

**2019 SEASON HIGHS**

Hits	4	vs. Auburn (3/26)
Doubles	1	4x, last vs. South Carolina - GM 2 (4/5)
Triples	1	at Samford (4/9)
Home Runs	1	2x, last at Samford (4/9/19)
RBI	2	5x, last at Samford (4/9)
Runs	3	at Samford (4/9)
Walks	3	2x, last at South Alabama (3/1)
Stolen Bases	1	4x, last vs. South Carolina - GM 2 (4/5/19)

**CAREER HIGHS**

Hits	4	vs. Auburn (3/26/19)
Doubles	1	4x, last vs. South Carolina - GM 2 (4/5/19)
Triples	1	at Samford (4/9/19)
Home Runs	1	2x, last at Samford (4/9/19)
RBI	2	5x, last at Samford (4/9/19)
Runs	3	at Samford (4/9/19)
Walks	3	2x, last at South Alabama (3/1/19)
Stolen Bases	1	4x, last vs. South Carolina - GM 2 (4/5/19)

# 2019 SINGLE-GAME HIGHS

## ALABAMA

Runs, Game	21 at Samford (4/9)
Runs, Inning	13, 3rd inning at Samford (4/9)
Hits, Game	21 at Samford (4/9)
Hits, Inning	(Alabama record) 11, 3rd inning at Samford (4/9)
Consecutive Hits, Inning	(Alabama record) 9, 3rd inning at Samford (4/9)
Doubles	5, twice, last vs. Northern Kentucky (3/8)
Triples	1, 8x, last at Samford (4/9)
Home Runs	9 at Samford (4/9)
Extra-Base Hits	13 at Samford (4/9)
Stolen Bases	4 vs. South Carolina - GM 2 (4/5)
Left on Base	14 vs. Northern Kentucky (3/9)
Errors (Committed By)	2, 7x, last at Samford (4/9)
Strikeouts	14, twice, last at Ole Miss (3/17)
Walks	12 vs. Northern Kentucky (3/10)
Double Plays (Hit Into)	2, 5x, last vs. South Dakota State (3/6)
Triple Plays (Hit Into)	N/A

## OPPONENTS

Runs, Game	12, 3x, last Florida (3/30)
Runs, Inning	7, 3rd inning, Ole Miss (3/17)
Hits, Game	16, Florida (3/30)
Hits, Inning	6, 2nd inning, Arkansas (3/22)
Consecutive Hits, Inning	5, 3rd inning, Ole Miss (3/17)
Doubles	4, Florida (3/30)
Triples	2, Presbyterian - GM 1 (2/16)
Home Runs	5, Florida (3/30)
Extra-Base Hits	9, Florida (3/30)
Stolen Bases	4, Arkansas (3/24)
Left on Base	13, twice, last South Dakota State (3/6)
Errors (Committed By)	3, 4x, last Arkansas (3/24)
Strikeouts	17, South Alabama - GM 2 (3/2)
Walks	8, 3x, last Troy (4/2)
Double Plays (Hit Into)	2, 4x, last Auburn (3/26)
Triple Plays (Hit Into)	N/A

## INDIVIDUAL BATTING

Longest Hitting Streak	11 games, McCullough (2/15-3/2)
Runs	3, 5x, last Gentry and Williamson at Samford (4/9)
Hits	(matches the Alabama single-game record) 5, Auerbach vs. Northern Kentucky (3/8)
Doubles	2, 4x, last Holcombe at Ole Miss (3/17)
Triples	1, 8x, last Williamson at Samford (4/9)
Home Runs	2, twice, last Gentry and Reeves at Samford (4/9)
Inside-the-Park Home Run	1, Reeves vs. Maine (3/19)
Consecutive Games with a Home Run	2, Praytor (2/15-16)
Runs Batted In	4, 6x, last Auerbach and Reeves at Samford (4/9)
Stolen Bases	2, 3x, last McCullough vs. South Carolina - GM 2 (4/5)
Strikeouts	4, Reeves vs. Middle Tennessee (3/12)
Walks	3, 8x, last King vs. Maine (3/19)

## INDIVIDUAL PITCHING

Innings Pitched, Starter	9.0, Finnerty vs. South Carolina - GM 1 (4/5)
Innings Pitched, Reliever	4.0, Cobb vs. Arkansas (3/22)
Strikeouts	11, Love at South Alabama - GM 2 (3/2)
Walks	3, 6x, last Shamblin vs. Troy (4/2)
Fewest Hits Allowed, Starter (5.0+ IP)	0, Shamblin vs. Ball State (2/24)
Consecutive Scoreless IP, Starter	16.1 innings, Ras (3/6-31)
Consecutive Scoreless IP, Reliever	18.0, Randolph (2/16-3/31)
Consecutive Scoreless Relief Appearances	10, Randolph (2/16-3/26)
Consecutive Saves Converted	5, Randolph (2/16-Present)
Longest Winning Streak, Starter	4, Finnerty (2/15-3/8)

## TEAM MISCELLANEOUS

Most Games Over .500	14 (3/12, 3/16, 3/19, 3/23, 3/26)
Most Games Under .500	N/A
Longest Winning Streak	12 games (2/24-3/12)
Longest Losing Streak	4 games (3/29-4/2)
Largest Margin of Victory	19 at Samford (4/9)
Largest Margin of Defeat	10 at Ole Miss (3/17)
Fewest Hits, Game	3 at Florida (3/29)
Fewest Hits Allowed, Game	1 vs. Ball State (2/24)

## STARTS BY POSITION

<b>Pitcher (6)</b>	- Finnerty (8), Ras (8), Shamblin (4), Freeman (5), Love (7), Rukes (2)
<b>Catcher (3)</b>	- Praytor (4), Auerbach (22), Hawk (8)
<b>First Base (3)</b>	- Williamson (31), King (2), Trousdale (1)
<b>Second Base (3)</b>	- McCullough (31), Carinci (2), Trousdale (1)
<b>Third Base (3)</b>	- Auerbach (9), Morris (16), Trousdale (9)
<b>Shortstop (2)</b>	- Robinson (33), McCullough (1)
<b>Left Field (3)</b>	- King (3), Holcombe (25), Reeves (6)
<b>Center Field (2)</b>	- Breaux (33), Reeves (1)
<b>Right Field (2)</b>	- Gentry (33), King (1)
<b>Designated Hitter (9)</b>	- Wood (6), Praytor (1), Ras (1), Finnerty (1), King (4), Holcombe (5), Reeves (10), Trousdale (5), Auerbach (1)

## CRIMSON TIDE AT A GLANCE

Overall Record	23-11
Current Streak	Won 1
Series Record	6-3-0
Home	17-6
Road	5-5
Neutral	1-0
Day/Night	13-6/10-5
vs. Top-25 Teams	3-7
In February	7-2
In March	13-7
In April	3-2
In May	0-0
In June	0-0
vs. RHS/LHS	16-9/7-2
Alabama Scores First	19-2
Comeback Wins	7
Losses After Leading	2
Extra Innings	1-1
One-Run Games	2-2
Two-Run Games	2-1
Leading After 6/7/8	21-0/21-0/23-0
Trailing After 6/7/8	0-10/0-10/0-10
Alabama Out-Hits Opponent	19-0
Opponent Out-Hits Alabama	0-10
Two Teams Match on Hits	4-1

# LAST TIME IT HAPPENED...

## INDIVIDUAL

### Four Hits in One Game

Alabama: **by Drew Williamson (4-4) vs. Auburn (March 26, 2019)**  
Opponent: **by Cole Zabowski (4-5) of Ole Miss (May 19, 2018)**

### Five Hits in One Game

Alabama: **by Brett Auerbach (5-5) vs. Northern Kentucky (March 8, 2019)**  
Opponent: **by Connor Brumfield (5-5) of Missouri (March 18, 2017)**

### Six Hits in One Game

Alabama: Has not occurred  
Opponent: **by Kendrick Moore of Arkansas (May 20, 1995)**

### Three Runs in One Game

Alabama: **by Tyler Gentry and Drew Williamson at Samford (April 9, 2019)**  
Opponent: **by Brady McConnell of Florida (March 30, 2019)**

### Four Runs in One Game

Alabama: **by Keith Holcombe vs. Valparaiso (Feb. 18, 2018)**  
Opponent: **by Will Holland of Auburn - GM 2 (April 21, 2018)**

### Five Runs in One Game

Alabama: **by Josh Rutledge vs. UIC (Feb. 27, 2010)**

### Six+ Runs in One Game

Alabama: **6 by Craig Shipley at Georgia Southern (March 24, 1984)**

### Four RBI in One Game

Alabama: **by Brett Auerbach and T.J. Reeves at Samford (April 9, 2019)**  
Opponent: **by Reed Smith of Troy (April 2, 2019)**

### Five RBI in One Game

Alabama: **by Hunter Alexander vs. Alabama A&M (March 14, 2018)**  
Opponent: **by Grae Kessinger of Ole Miss (March 17, 2019)**

### Two Players with Five RBI in One Game

Alabama: **Casey Hughston and Kyle Overstreet vs. Maryland Eastern Shore (Feb. 15, 2015)**

### Six RBI in One Game

Alabama: **by Matt Malkin vs. UAB (April 10, 2018)**  
Opponent: **by Cole Zabowski of Ole Miss (May 19, 2018)**

### Seven RBI in One Game

Alabama: **by Cody Henry vs. Alcorn State (April 18, 2017)**

### Eight RBI in One Game

Alabama: **by Andy Phillips at UAB (April 14, 1999)**

### Nine+ RBI in One Game

Alabama: **9 by Roberto Vaz at Auburn (April 12, 1997)**

### Two Doubles in One Game

Alabama: **by Keith Holcombe at Ole Miss (March 17, 2019)**  
Opponent: **by Trevor Ezell of Arkansas (March 24, 2019)**

### Three Doubles in One Game

Alabama: **Chandler Avant vs. New Mexico State (March 10, 2018)**  
Opponent: **Grae Kessinger of Ole Miss (March 17, 2019)**

### Four Doubles in One Game

Alabama: **Mickey Kerns vs. Auburn (April 20, 1991)**

### Two Triples in One Game

Alabama: **Georgie Salem vs. Mississippi Valley State - GM 2 (April 21, 2015)**

### Three Triples in One Game

Alabama: **Ken Chapman vs. Samford (March 22, 1960)**

### Two Home Runs in One Inning

Alabama: **T.J. Reeves at Samford (April 9, 2019) (3rd inning)**

### Two Home Runs in One Game

Alabama: **Tyler Gentry and T.J. Reeves at Samford (April 9, 2019)**  
Opponent: **Brady McConnell of Florida (March 30, 2019)**

### Three Home Runs in One Game

Alabama: **G.W. Keller vs. Vanderbilt (May 8, 1999)**  
Opponent: **Tom Belza of Oklahoma State (May 29, 2009)**

### Inside the Park Home Run

Alabama: **T.J. Reeves vs. Maine (March 19, 2019)**  
Opponent: **Justin Christian of SE Missouri State (Feb. 22, 2003)**

### Grand Slam Home Run

Alabama: **Tyler Gentry vs. South Carolina - GM 1 (April 5, 2019)**  
Opponent: **Reed Smith of Troy (April 2, 2019)**

### Walk-Off Home Run

Alabama: **John Trousdale (grand slam) vs. Grambling (8 innings) (May 10, 2017)**  
Opponent: **Tate Blackman of Ole Miss (April 8, 2017)**

### Game-Winning Home Run

Alabama: **Hunter Alexander vs. Kentucky (March 31, 2018)**  
Opponent: **Beau Jordan of LSU (May 11, 2018)**

### Back-to-Back Home Runs

Alabama: **Sam Praytor and Joe Breaux at Arkansas (April 28, 2018)**  
Opponent: **JJ Schwarz and Nelson Maldonado of Florida (May 14, 2017)**

### Back-to-Back-to-Back Home Runs

Alabama: **T.J. Reeves, Morgan McCullough and Tyler Gentry at Samford (April 9, 2019)**  
Opponent: **Russ Sneed, Connor Powers and Ryan Duffy of Mississippi State (May 2, 2009)**

### Two Home Runs in the Same Inning

Alabama: **Tyler Ras and Johnny Hawk at Samford (April 9, 2019) (6th inning)**  
Opponent: **Nick Fortes and Tim Rowe of Ole Miss (April 8, 2017) (6th inning)**

### Three+ Home Runs in the Same Inning

Alabama: **Reeves (2), McCullough, Gentry and Auerbach at Samford (April 9, 2019) (3rd inning)**  
Opponent: **Jacob Young, Nelson Maldonado and Wil Dalton of Florida (March 30, 2019) (3rd inning)**

### Home Run to Lead Off a Game

Alabama: **Joe Breaux vs. Jacksonville State (Feb. 18, 2019)**  
Opponent: **Casey Martin of Arkansas (March 24, 2019)**

### Home Run in Two Consecutive At-Bats

Alabama: **T.J. Reeves at Samford (April 9, 2019)**  
Opponent: **Adam Matthews of South Carolina (April 27, 2012)**

### Home Run in Three Consecutive At-Bats

Alabama: **G.W. Keller vs. Niagara (March 7, 1999)**  
Opponent: **Tom Belza of Oklahoma State (May 29, 2009)**

### Pinch-Hit Home Run

Alabama: **T.J. Reeves at Florida (March 31, 2019)**  
Opponent: **Tim Rowe of Ole Miss (April 8, 2017)**

### Home Run in 3 Straight Games

Alabama: **Cobie Vance (April 28-May 4, 2018)**

### Home Run in 4 Straight Games

Alabama: **Kent Matthes (March 7-14, 2009)**

### Home Run in 5 Straight Games

Alabama: **Kent Matthes (Feb. 22-March 3, 2009)**

### Home Run in 6 Straight Games

Alabama: **Kent Matthes (Feb. 22-March 3, 2009)**

### Hit for the Cycle

Alabama: **Josh Rutledge at South Alabama (April 22, 2009)**

### Stole 3 Bases in One Game

Alabama: **Casey Hughston vs. Lipscomb (March 6, 2015)**  
Opponent: **Adam Engel of Louisville (March 9, 2013)**

### Stole 4 Bases in One Game

Alabama: **Scott McClanahan vs. Miami (Ohio) (Feb. 18, 2001)**  
Opponent: **Nick Crawford of UAB (March 24, 2009)**

### Stole 5 Bases in One Game

Alabama: **Ted Williams vs. Samford (March 5, 1986)**

### Stole Home (Straight Steal)

Alabama: **Alex Kubal vs. Southeast Missouri State (Feb. 20, 2009)**  
Opponent: **Ryan Ussery of UAB (April 10, 2012)**

### Stole Home (Double Steal)

Alabama: **Morgan McCullough (HP) and Walker McCleney (2B) at South Alabama - GM 1 (March 2, 2019)**  
Opponent: **Robbie Glendinning (HP) and Kameron Misner (CS) of Missouri (March 19, 2017)**

### Perfect Game

Alabama: **Al Drumheller, John Collins and Brett Sullenberger at South Florida (March 31, 1993)**  
Opponent: **Bruce Baudier of LSU (1967)**

### Nine-Inning No-Hitter

Alabama: **Justin Kamplain, Jay Shaw and Geoffrey Bramblett vs. Mississippi Valley St. (March 8, 2014)**

### Seven-Inning No-Hitter

Alabama: **Vince Barrantine at Auburn (March 27, 1981)**  
Opponent: **Robert Earl Sidell of Mississippi (1962)**

### Complete Game One-Hitter

Alabama: **Lance Cormier vs. Winthrop (March 4, 2001) (CG)**  
Opponent: **Connor Shamblin, Casey Cobb and Jeremy Randolph vs. Ball State (Feb. 24, 2019)**  
**Robert Tyler of Georgia (April 1, 2016)**

### Complete Game Two-Hitter

Alabama: **Geoffrey Bramblett vs. Georgia Southern (June 1, 2014)**  
Opponent: **Freeman, Cameron, Guffey, Medders and Randolph vs. North Alabama (Feb. 26, 2019)**  
**Keaton McKinney of Arkansas (May 2, 2015)**

### Complete Game Three-Hitter

Alabama: **Charley Sullivan vs. Tennessee (March 15, 2013)**  
Opponent: **Tommy Mace of Florida (March 29, 2019)**

### Recorded 10+ Strikeouts

Alabama: **11 by Brock Love at South Alabama - GM 2 (March 2, 2019)**  
Opponent: **11 by Kacey Murphy of Arkansas (April 28, 2018)**

# LAST TIME IT HAPPENED...

## Recorded 15+ Strikeouts

Alabama: Wade LeBlanc (17) vs. McNeese State (March 4, 2005)

## Nine-Inning Complete Game

Alabama: Geoffrey Bramblett vs. Ole Miss (May 19, 2015)

Opponent: **Tommy Mace of Florida (March 29, 2019)**

## Seven-Inning Complete Game

Alabama: Adam Morgan vs. Tennessee (April 16, 2011)

Opponent: Will Neely of Tennessee - GM 2 (March 25, 2018)

## Complete Game Shutout

Alabama: **Sam Finnerty vs. South Carolina - GM 1 (April 5, 2019)**

Opponent: Michael Plassmeyer of Missouri - GM 1 (April 7, 2018)

## Combined Shutout

Alabama: **Brock Love, Brock Guffey and Connor Shamblin vs. Arkansas (March 23, 2019)**

Opponent: **Will Ethridge, Austin Miller and Parker Caracci of Ole Miss (March 15, 2019)**

## Back-to-Back Shutouts

Alabama: **Connor Shamblin, Casey Cobb and Jeremy Randolph vs. Ball State (Feb. 24, 2019)**

Opponent: **Freeman, Cameron, Guffey, Medders and Randolph vs. North Alabama (Feb. 26, 2019)**

Opponent: Austin Robichaux of Louisiana-Lafayette (Feb. 28, 2014)

Opponent: Carson Baranik and Matt Plitt of Louisiana-Lafayette (March 1, 2014)

## Back-to-Back-to-Back Shutouts

Alabama: Taylor Guilbeau and Ray Castillo vs. Maryland Eastern Shore (Feb. 13, 2015)

Opponent: Will Carter, Alex Watkins and J.C. Wilhite vs. Maryland Eastern Shore (Feb. 14, 2015)

Opponent: Geoffrey Bramblett, Jay Shaw, Mitch Greer and Thomas Burrows vs. Maryland Eastern Shore (Feb. 15, 2015)

## Back-to-Back Complete Games (9 IP)

Alabama: Jimmy Nelson vs. Ole Miss (May 15, 2010)

Opponent: Nathan Kilcrease vs. Ole Miss (May 16, 2010)

## Back-to-Back-to-Back Complete Games (9 IP)

Alabama: Jimmy Nelson vs. Ole Miss (May 15, 2010)

Opponent: Nathan Kilcrease vs. Ole Miss (May 16, 2010)

Opponent: Jimmy Nelson at Tennessee (May 20, 2010)

## Back-to-Back Complete Games (7 IP)

Alabama: Bernard Robert at South Carolina (April 9, 2006) (DH)

Opponent: Tommy Hunter at South Carolina (April 9, 2006) (DH)

## Three Straight Complete Games

Alabama: Jimmy Nelson (May 14-25, 2010)

Opponent: Manny Torres (April 16-30, 1999)

## Four Straight Complete Games

Alabama: Wade LeBlanc (April 23-May 16, 2004)

## Five Straight Complete Games

Alabama: Chris Eilers (March 18-April 14, 1995)

## TEAM

### Shutout

Alabama: **Alabama 9 vs. South Carolina 0 - GM 1 (April 5, 2019)**

Opponent: **Alabama 0 vs. Ole Miss 1 (March 15, 2019)**

### Scored 10-14 Runs

Alabama: **10 vs. Arkansas (March 23, 2019)**

Opponent: **12 by Florida (March 30, 2019)**

### Scored 15-19 Runs

Alabama: **16 vs. Maine (March 19, 2019)**

Opponent: 19 by Auburn (April 20, 2018)

### Scored 20-24 Runs

Alabama: **21 at Samford (April 9, 2019)**

Opponent: 20 by Auburn - GM 2 (April 21, 2018)

### Scored 25-29 Runs

Alabama: 25 vs. UIC (Feb. 27, 2010)

Opponent: 27 at Vanderbilt (1988); at Florida (1989)

### Scored 30+ Runs

Alabama: 35 at Georgia Southern (March 23, 1984)

Opponent: Not on Record

### Recorded 15+ Hits

Alabama: **19 at Samford (April 9, 2019)**

Opponent: **16 by Florida (March 30, 2019)**

### Recorded 20+ Hits

Alabama: 20 vs. Nicholls State (Feb. 24, 2016)

Opponent: 22 at South Alabama (April 22, 2009)

### Recorded 25+ Hits

Alabama: 26 vs. Alabama A&M (March 17, 2009)

Opponent: 25 at South Carolina (May 1, 2010)

### Recorded 30+ Hits

Alabama: 35 at Georgia Southern (March 23, 1984)

Opponent: 30 at Vanderbilt (April 17, 1988)

## Scored 5 Runs in One Inning

Alabama: **vs. South Carolina - GM 1 (April 5, 2019) (2nd inning)**

Opponent: **by Ole Miss (March 17, 2019) (5th inning)**

## Scored 6 Runs in One Inning

Alabama: **vs. Arkansas (March 23, 2019) (6th inning)**

Opponent: **by Arkansas (March 22, 2019) (2nd inning)**

## Scored 7 Runs in One Inning

Alabama: **vs. Northern Kentucky (March 8, 2019) (5th inning)**

Opponent: **by Ole Miss (March 17, 2019) (3rd inning)**

## Scored 8 Runs in One Inning

Alabama: vs. Alabama A&M (March 13, 2018) (1st inning)

Opponent: by Oklahoma (March 3, 2018) (8th inning)

## Scored 9 Runs in One Inning

Alabama: vs. Maryland Eastern Shore (Feb. 15, 2015) (7th inning)

Opponent: by Mississippi State - Game 2 (April 21, 2017) (6th inning)

## Scored 10 Runs in One Inning

Alabama: vs. UAB (Feb. 28, 2007) (5th inning)

Opponent: by South Alabama (April 22, 2009) (3rd inning)

## Scored 11+ Runs in One Inning

Alabama: 11 vs. UAB (April 14, 2000) (7th inning)

Opponent: 11 by Auburn - GM 2 (April 21, 2018) (8th inning)

## Scored 12+ Runs in One Inning

Alabama: **13 at Samford (April 9, 2019)**

Opponent: 12 by Florida (March 19, 1989) (6th inning)

## Recorded 6 Hits in One Inning

Alabama: **vs. Northern Kentucky (March 8, 2019) (5th inning)**

Opponent: **by Arkansas (March 22, 2019) (2nd inning)**

## Recorded 7 Hits in One Inning

Alabama: vs. Alabama A&M (March 14, 2018) (5th inning)

Opponent: by Oklahoma (March 3, 2018) (8th inning)

## Recorded 8 Hits in One Inning

Alabama: vs. Alabama A&M (March 13, 2018) (1st inning)

Opponent: at South Alabama (April 22, 2009) (3rd inning)

## Recorded 9 Hits in One Inning

Alabama: vs. Canisius (Feb. 16, 2007) (7th inning)

Opponent: at South Alabama (April 4, 1989) (3rd inning)

## Recorded 10 Hits in One Inning

Alabama: at UAB (April 14, 1999) (7th inning)

Opponent: vs. Auburn (May 20, 1993) (SEC Tourney) (4th inning)

## Recorded 11+ Hits in One Inning

Alabama: **(Alabama record) 11 at Samford (April 9, 2019) (3rd inning)**

Opponent: 11 by Florida (1989)

Opponent: 11 by Miami (CWS) (June 2, 1996) (3rd inning)

## Made 3 Errors in One Game

Alabama: at LSU (May 11, 2018)

Opponent: **by Arkansas (March 24, 2019)**

## Made 4 Errors in One Game

Alabama: vs. Georgia (13 Innings) (March 16, 2018)

Opponent: by Ole Miss (April 8, 2017)

## Made 5 Errors in One Game

Alabama: vs. Texas A&M (April 13, 2017)

Opponent: by Auburn (May 10, 2015)

## Made 6 Errors in One Game

Alabama: at Texas-Arlington (March 2, 2008)

Opponent: by Mississippi Valley State (April 1, 2009)

## Made 8 Errors in One Game

Alabama: vs. Georgia (April 4, 1992)

## Turned 3 Double Plays

Alabama: vs. Alcorn State (April 18, 2018)

Opponent: by LSU (April 28, 2017)

## Turned 4 Double Plays

Alabama: at LSU (May 12, 2018)

Opponent: by Auburn (April 12, 2014)

## Turned 5 Double Plays

Alabama: vs. Kentucky (March 20, 2005)

Opponent: vs. Huntingdon (April 27, 1990)

## Turned a Triple Play

Alabama: at UAB (March 21, 2017)

Opponent: by Middle Tennessee (Feb. 25, 1997)

## 2019 RESULTS

Date	Opponent	Score	Inns	Overall	SEC	Pitcher of record	Attend	Time
Feb 15, 2019	PRESBYTERIAN	w 7-2	9	1-0-0	0-0-0	Finnerty (W 1-0)	3366	2:31
Feb 16, 2019	PRESBYTERIAN-1	L 1-4	9	1-1-0	0-0-0	Medders (L 0-1)	-	3:12
Feb 16, 2019	PRESBYTERIAN-2	w 9-4	9	2-1-0	0-0-0	Shamblin (W 1-0)	4455	2:48
Feb 18, 2019	JACKSONVILLE STATE	w 13-2	9	3-1-0	0-0-0	Cameron (W 1-0)	2631	2:58
Feb 22, 2019	BALL STATE	w 7-1	9	4-1-0	0-0-0	Finnerty (W 2-0)	2523	2:30
Feb 23, 2019	BALL STATE	L 5-8	9	4-2-0	0-0-0	Ras (L 0-1)	2672	3:02
Feb 24, 2019	BALL STATE	w 6-0	9	5-2-0	0-0-0	Shamblin (W 2-0)	2648	2:33
Feb 26, 2019	NORTH ALABAMA	w 8-0	9	6-2-0	0-0-0	Freeman (W 1-0)	2957	2:46
Feb 27, 2019	NORTH ALABAMA	w 4-1	9	7-2-0	0-0-0	Lee (W 1-0)	2849	2:57
Mar 1, 2019	at South Alabama	w 7-3	9	8-2-0	0-0-0	Finnerty (W 3-0)	3013	2:59
Mar 2, 2019	at South Alabama-1	w 10-5	9	9-2-0	0-0-0	Medders (W 1-1)	-	3:12
Mar 2, 2019	at South Alabama-2	w 6-1	9	10-2-0	0-0-0	Love (W 1-0)	2538	2:45
Mar 5, 2019	UAB	w 4-3	9	11-2-0	0-0-0	Rukes (W 1-0)	2424	3:00
Mar 6, 2019	SOUTH DAKOTA STATE	w 5-4	(14)	12-2-0	0-0-0	Cameron (W 2-0)	2377	4:18
Mar 8, 2019	NORTHERN KENTUCKY	w 15-1	9	13-2-0	0-0-0	Finnerty (W 4-0)	2416	2:30
Mar 9, 2019	NORTHERN KENTUCKY	w 9-4	9	14-2-0	0-0-0	Love (W 2-0)	2471	3:14
Mar 10, 2019	NORTHERN KENTUCKY	w 10-1	9	15-2-0	0-0-0	Freeman (W 2-0)	2569	2:42
Mar 12, 2019	MIDDLE TENNESSEE	w 2-0	9	16-2-0	0-0-0	Vainer (W 1-0)	2713	2:36
* Mar 15, 2019	at #7 Ole Miss	L 0-1	9	16-3-0	0-1-0	Finnerty (L 4-1)	8507	2:52
* Mar 16, 2019	at #7 Ole Miss	w 8-6	9	17-3-0	1-1-0	Medders (W 2-1)	9016	3:44
* Mar 17, 2019	at #7 Ole Miss	L 2-12	9	17-4-0	1-2-0	Freeman (L 2-1)	8667	3:07
Mar 19, 2019	MAINE	w 16-0	9	18-4-0	1-2-0	Ras (W 1-1)	2889	3:04
* Mar 22, 2019	#9 ARKANSAS	L 3-12	9	18-5-0	1-3-0	Finnerty (L 4-2)	4060	2:50
* Mar 23, 2019	#9 ARKANSAS	w 10-0	9	19-5-0	2-3-0	Love (W 3-0)	4317	2:45
* Mar 24, 2019	#9 ARKANSAS	L 2-10	9	19-6-0	2-4-0	Freeman (L 2-2)	3687	2:58
Mar 26, 2019	vs #12 Auburn	w 6-3	9	20-6-0	2-4-0	Randolph (W 1-0)	7896	3:26
* Mar 29, 2019	at #15 Florida	L 1-3	9	20-7-0	2-5-0	Finnerty (L 4-3)	4521	2:37
* Mar 30, 2019	at #15 Florida	L 3-12	9	20-8-0	2-6-0	Love (L 3-1)	5156	2:38
* Mar 31, 2019	at #15 Florida	L 3-6	9	20-9-0	2-7-0	Ras (L 1-2)	3785	2:34
Apr 2, 2019	TROY	L 4-8	9	20-10-0	2-7-0	Shamblin (L 2-1)	3137	2:44
* Apr 5, 2019	SOUTH CAROLINA-1	w 9-0	9	21-10-0	3-7-0	Finnerty (W 5-3)	-	2:20
* Apr 5, 2019	SOUTH CAROLINA-2	w 4-1	9	22-10-0	4-7-0	Love (W 4-1)	3171	2:45
* Apr 6, 2019	SOUTH CAROLINA	L 4-5	(12)	22-11-0	4-8-0	Medders (L 2-2)	3146	4:10
Apr 9, 2019	at Samford	w 21-2	9	23-11-0	4-8-0	Rukes (W 2-0)	1221	2:59

\* = Conference game

() extra inning game

# 2019 GAMES SUMMARY

Score by innings	1	2	3	4	5	6	7	8	9	EX	Total
Alabama	17	47	36	24	32	23	16	18	10	1	224
Opponents	11	27	23	7	17	4	10	13	12	1	125

**Record when ...**

Overall	23-11	After 6 leading	21-0
Conference	4-8	..... trailing	0-10
Non-Conference	19-3	..... tied	2-1
Home games	17-6	After 7 leading	21-0
Away games	5-5	..... trailing	0-10
Neutral site	1-0	..... tied	2-1
Day games	13-6	After 8 leading	23-0
Night games	10-5	..... trailing	0-10
vs Left starter	7-2	..... tied	0-1
vs Right starter	16-9	Hit 0 home runs	10-6
1-Run games	2-2	... 1 home run	9-4
2-Run games	2-1	... 2+ home runs	4-1
5+Run games	15-4	Opponent 0 home runs	19-4
Extra innings	1-1	..... 1 home run	4-4
Shutouts	6-1	..... 2+ HRs	0-3
Scoring 0-2 runs	1-5	Made 0 errors	11-5
..... 3-5 runs	4-6	.... 1 error	9-2
..... 6-9 runs	11-0	.... 2+ errors	3-4
..... 10+ runs	7-0	Opp. made 0 errors	9-5
Opponent 0-2 runs	15-1	..... 1 error	8-4
..... 3-5 runs	7-3	..... 2+ errors	6-2
..... 6-9 runs	1-3	Out-hit opponent	19-0
..... 10+ runs	0-4	Out-hit by opponent	0-10
Scored in 1st inning	8-0	Hits are tied	4-1
Opp. scored in 1st	3-6		
Scores first	19-2		
Opp. scores first	4-9		

**Record when team scores:**

Runs	0	1	2	3	4	5	6	7	8	9	10+
W-L	0-1	0-2	1-2	0-3	3-2	1-1	3-0	3-0	2-0	3-0	7-0

**Record when opponent scores:**

Runs	0	1	2	3	4	5	6	7	8	9	10+
W-L	6-0	6-1	3-0	3-1	3-1	1-1	1-1	0-0	0-2	0-0	0-4

**Record when leading after:**

Inn.	1	2	3	4	5	6	7	8
W-L	8-0	15-1	17-0	19-0	20-0	21-0	21-0	23-0

**Record when trailing after:**

Inn.	1	2	3	4	5	6	7	8
W-L	1-6	2-8	3-9	1-9	1-10	0-10	0-10	0-10

**Record when tied after:**

Inn.	1	2	3	4	5	6	7	8
W-L	14-5	6-2	3-2	3-2	2-1	2-1	2-1	0-1

Current winning streak: 1  
 Longest winning streak: 12  
 Longest losing streak: 4

Home attendance : 63478 ( 21 dates avg = 3022 )  
 Away attendance : 54320 ( 10 dates avg = 5432 )  
 Total attendance: 117798 ( 31 dates avg = 3799 )

# 2019 TEAM GAME-BY-GAME [BATTING]

Date	Opponent	ab	r	h	rbi	2b	3b	hr	tb	bb	ibb	sb	cs	hbp	sac	sf	gdp	k	po	a	e	lob	avg
Feb 15	PRESBYTERIAN	35	7	13	7	2	0	1	18	3	0	0	1	2	0	1	0	4	27	12	0	10	.371
Feb 16	PRESBYTERIAN	30	1	5	1	1	0	1	9	7	0	0	0	1	0	0	2	2	27	6	2	10	.277
Feb 16	PRESBYTERIAN	34	9	11	7	2	0	1	16	6	0	2	0	0	0	1	2	7	27	9	1	8	.293
Feb 18	JACKSONVILLE STATE	33	13	10	10	2	0	1	15	9	0	2	0	3	1	0	1	9	27	4	0	9	.295
Feb 22	BALL STATE	31	7	7	6	1	0	1	11	7	0	0	0	2	0	0	2	12	27	13	1	9	.282
Feb 23	BALL STATE	36	5	9	5	1	0	1	13	8	0	0	0	0	0	0	0	9	27	9	0	12	.276
Feb 24	BALL STATE	32	6	11	6	4	0	0	15	4	0	2	0	1	1	1	0	3	27	7	0	9	.286
Feb 26	NORTH ALABAMA	33	8	11	7	1	0	1	15	8	0	0	1	2	0	1	0	7	27	6	0	12	.292
Feb 27	NORTH ALABAMA	29	4	7	4	1	0	0	8	8	0	0	0	0	1	1	0	5	27	4	2	11	.287
Mar 1	at South Alabama	33	7	9	7	2	1	0	13	10	0	1	0	0	0	2	1	7	27	7	0	11	.285
Mar 2	at South Alabama	40	10	15	8	5	1	3	31	5	0	3	0	2	1	0	1	9	27	6	0	11	.295
Mar 2	at South Alabama	37	6	11	5	4	0	0	15	3	0	3	0	1	0	1	0	9	27	5	1	9	.295
Mar 5	UAB	32	4	10	4	1	1	1	16	5	0	0	1	0	0	1	0	10	27	6	1	10	.297
Mar 6	SOUTH DAKOTA STAT	51	5	14	3	1	1	0	17	3	1	1	0	3	1	0	2	7	42	18	1	13	.294
Mar 8	NORTHERN KENTUCK	40	15	18	14	5	0	1	26	4	0	0	0	1	0	0	1	8	27	3	0	6	.306
Mar 9	NORTHERN KENTUCK	32	9	9	9	2	1	0	13	10	0	3	0	4	0	1	0	5	27	2	1	14	.305
Mar 10	NORTHERN KENTUCK	28	10	6	8	2	0	0	8	12	0	2	0	3	0	1	1	6	27	14	0	10	.300
Mar 12	MIDDLE TENNESSEE	29	2	6	2	1	0	0	7	3	0	0	1	2	0	0	0	9	27	9	0	8	.296
*Mar 15	at Ole Miss	30	0	4	0	1	0	0	5	4	0	0	1	0	0	0	0	14	24	6	0	7	.288
*Mar 16	at Ole Miss	35	8	13	8	3	1	1	21	9	0	1	1	1	1	2	1	10	27	11	2	13	.293
*Mar 17	at Ole Miss	33	2	5	2	3	0	0	8	3	0	1	0	0	0	0	0	14	24	14	0	7	.286
Mar 19	MAINE	39	16	16	16	3	1	3	30	11	0	2	0	0	0	2	1	5	27	6	0	12	.293
*Mar 22	ARKANSAS	33	3	7	2	1	0	0	8	3	0	0	1	1	0	0	0	8	27	8	1	7	.289
*Mar 23	ARKANSAS	32	10	9	10	1	0	1	13	7	0	0	0	0	0	2	0	2	27	8	1	7	.289
*Mar 24	ARKANSAS	33	2	5	1	0	0	0	5	5	0	1	1	0	0	1	0	10	27	8	2	10	.284
Mar 26	vs Auburn	29	6	10	4	3	0	0	13	8	0	3	1	1	1	0	0	5	27	12	1	9	.286
*Mar 29	at Florida	29	1	3	1	0	0	0	3	1	0	0	0	2	0	0	1	7	24	13	1	4	.280
*Mar 30	at Florida	30	3	4	2	0	0	1	7	5	0	0	0	3	0	1	0	10	24	10	0	9	.275
*Mar 31	at Florida	34	3	9	2	0	0	1	12	2	0	0	1	0	1	0	0	5	24	9	0	7	.275
Apr 2	TROY	31	4	5	4	0	0	2	11	6	0	2	0	1	0	1	0	5	27	8	2	8	.271
*Apr 5	SOUTH CAROLINA	35	9	11	9	2	0	2	19	5	0	0	0	3	0	0	1	8	27	11	0	10	.273
*Apr 5	SOUTH CAROLINA	35	4	11	4	1	0	0	12	1	0	4	1	1	0	0	0	1	27	7	1	9	.274
*Apr 6	SOUTH CAROLINA	42	4	7	4	2	0	0	9	3	1	0	1	2	1	0	0	8	36	12	2	8	.270
Apr 9	at Samford	47	21	19	21	3	1	9	51	7	0	0	0	2	0	0	0	10	27	7	2	8	.275
Totals		1162	224	320	203	61	8	32	493	195	2	33	12	44	9	20	17	250	927	290	25	317	.275

# 2019 TEAM GAME-BY-GAME [PITCHING]

Date	Opponent	ip	h	r	er	bb	so	2b	3b	hr	wp	bk	hbp	dp	ibb	score	w-l	sv	era
Feb 15	PRESBYTERIAN	9.0	10	2	2	2	5	1	0	1	0	0	0	2	0	7-2	1-0	0	2.00
Feb 16	PRESBYTERIAN	9.0	13	4	2	5	11	2	2	1	1	0	0	1	0	1-4	1-1	0	2.00
Feb 16	PRESBYTERIAN	9.0	9	4	3	2	12	3	0	0	0	0	0	1	0	9-4	2-1	1	2.33
Feb 18	JACKSONVILLE STATE	9.0	6	2	2	2	9	2	0	0	0	0	0	0	0	13-2	3-1	1	2.25
Feb 22	BALL STATE	9.0	4	1	1	1	10	0	0	0	2	0	0	2	0	7-1	4-1	1	2.00
Feb 23	BALL STATE	9.0	10	8	8	6	8	3	0	0	1	0	0	1	0	5-8	4-2	1	3.00
Feb 24	BALL STATE	9.0	1	0	0	2	9	0	0	0	0	0	0	1	0	6-0	5-2	1	2.57
Feb 26	NORTH ALABAMA	9.0	2	0	0	3	15	1	0	0	0	0	2	0	0	8-0	6-2	1	2.25
Feb 27	NORTH ALABAMA	9.0	7	1	0	2	12	0	0	0	0	0	1	0	0	4-1	7-2	2	2.00
Mar 1	at South Alabama	9.0	5	3	3	1	7	1	0	1	0	0	0	0	0	7-3	8-2	3	2.10
Mar 2	at South Alabama	9.0	10	5	5	5	10	1	1	0	0	0	1	1	0	10-5	9-2	3	2.36
Mar 2	at South Alabama	9.0	4	1	1	2	17	1	0	0	0	0	0	0	0	6-1	10-2	3	2.25
Mar 5	UAB	9.0	6	3	3	2	10	1	0	0	1	0	1	1	0	4-3	11-2	4	2.31
Mar 6	SOUTH DAKOTA STAT	14.0	13	4	3	5	9	2	0	0	0	0	0	2	0	5-4	12-2	4	2.27
Mar 8	NORTHERN KENTUCK	9.0	5	1	1	0	8	1	0	0	0	0	0	0	0	15-1	13-2	4	2.19
Mar 9	NORTHERN KENTUCK	9.0	9	4	1	3	9	0	0	1	1	0	1	0	0	9-4	14-2	4	2.11
Mar 10	NORTHERN KENTUCK	9.0	6	1	1	1	6	2	0	0	0	0	0	0	0	10-1	15-2	4	2.05
Mar 12	MIDDLE TENNESSEE	9.0	6	0	0	0	5	1	0	0	0	0	2	1	0	2-0	16-2	5	1.94
*Mar 15	at Ole Miss	8.0	6	1	1	1	5	0	0	1	3	0	0	0	0	0-1	16-3	5	1.90
*Mar 16	at Ole Miss	9.0	6	6	4	8	5	0	0	0	1	0	3	1	0	8-6	17-3	6	2.01
*Mar 17	at Ole Miss	8.0	10	12	12	8	4	3	0	0	2	0	1	1	0	2-12	17-4	6	2.48
Mar 19	MAINE	9.0	7	0	0	4	13	2	0	0	0	0	0	0	0	16-0	18-4	6	2.37
*Mar 22	ARKANSAS	9.0	15	12	11	1	14	3	0	3	0	0	2	0	0	3-12	18-5	6	2.74
*Mar 23	ARKANSAS	9.0	4	0	0	4	4	1	0	0	0	0	0	1	0	10-0	19-5	6	2.63
*Mar 24	ARKANSAS	9.0	14	10	10	4	9	4	0	2	0	0	2	1	0	2-10	19-6	6	2.92
Mar 26	vs Auburn	9.0	8	3	2	4	7	1	0	0	0	0	1	2	0	6-3	20-6	6	2.89
*Mar 29	at Florida	8.0	7	3	3	5	5	1	0	0	0	1	0	0	0	1-3	20-7	6	2.90
*Mar 30	at Florida	8.0	16	12	12	2	6	4	0	5	1	0	0	1	0	3-12	20-8	6	3.24
*Mar 31	at Florida	8.0	9	6	6	2	4	2	0	1	1	0	0	0	0	3-6	20-9	6	3.34
Apr 2	TROY	9.0	6	8	5	8	14	2	0	1	1	1	0	0	0	4-8	20-10	6	3.40
*Apr 5	SOUTH CAROLINA	9.0	4	0	0	0	5	2	0	0	0	0	0	1	0	9-0	21-10	6	3.29
*Apr 5	SOUTH CAROLINA	9.0	3	1	1	4	12	0	0	1	0	0	1	1	0	4-1	22-10	7	3.22
*Apr 6	SOUTH CAROLINA	12.0	9	5	3	5	13	1	0	0	2	0	3	0	2	4-5	22-11	7	3.18
Apr 9	at Samford	9.0	7	2	1	4	7	0	0	0	0	0	0	1	0	21-2	23-11	7	3.12
Totals		309.0	257	125	107	108	299	48	3	18	17	2	21	23	2	224-125	23-11	7	3.12

# 2019 CUMULATIVE STATS



## ALABAMA BASEBALL Overall Statistics for Alabama (as of Apr 11, 2019) (All games Sorted by Batting avg)



Record: 23-11 Home: 17-6 Away: 5-5 Neutral: 1-0 SEC: 4-8

Player	avg	gp-gs	ab	r	h	2b	3b	hr	rbi	tb	slg%	bb	hp	so	gdp	ob%	sf	sh	sb-att	po	a	e	fld%
Drew Williamson	.344	32-31	96	20	33	4	1	2	15	45	.469	26	1	17	1	.484	1	0	4-5	233	4	0	1.000
Kolby Robinson	.333	33-33	111	17	37	3	1	0	19	42	.378	13	6	9	0	.418	4	5	4-7	41	77	6	.952
Morgan McCullough	.325	32-32	120	23	39	10	2	2	21	59	.492	23	2	20	2	.432	3	0	4-4	40	78	4	.967
Keith Holcombe	.324	30-30	102	16	33	10	1	3	28	54	.529	11	8	23	1	.426	1	0	2-2	44	0	1	.978
Tyler Gentry	.306	34-33	124	25	38	5	0	8	28	67	.540	14	2	25	1	.380	2	0	5-9	75	2	1	.987
Joe Breaux	.279	33-33	129	22	36	11	2	2	20	57	.442	18	6	27	2	.387	2	1	3-5	83	0	0	1.000
Brett Auerbach	.240	33-32	129	22	31	8	0	1	20	42	.326	16	5	27	1	.342	2	2	4-5	180	37	3	.986
-----																							
T.J. Reeves	.279	26-17	61	24	17	2	0	6	16	37	.607	15	4	13	1	.444	1	0	3-4	11	0	0	1.000
Isaiah Byars	.273	7-0	11	0	3	0	0	0	3	3	.273	1	0	5	0	.333	0	0	0-0	2	4	1	.857
Justin King	.270	21-10	37	9	10	2	0	2	3	18	.486	19	1	19	0	.526	0	0	2-2	25	2	1	.964
Sam Praytor	.222	6-5	18	6	4	0	0	2	3	10	.556	2	2	4	1	.364	0	0	0-0	24	0	0	1.000
Johnny Hawk	.219	18-8	32	10	7	2	0	2	8	15	.469	11	2	11	2	.444	0	0	0-0	88	13	1	.990
John Trousdale	.215	26-16	65	13	14	2	1	1	8	21	.323	11	0	12	0	.325	1	0	0-0	28	10	2	.950
Daniel Carinci	.200	10-2	15	2	3	0	0	0	1	3	.200	0	2	4	0	.278	1	0	0-0	4	6	1	.909
Kobe Morris	.172	27-16	58	6	10	1	0	0	3	11	.190	8	2	16	2	.290	1	0	1-1	19	26	1	.978
Tyler Ras	.154	8-1	13	2	2	1	0	1	3	6	.462	1	0	6	1	.214	0	0	0-0	5	2	1	.875
Gene Wood	.115	15-6	26	4	3	0	0	0	4	3	.115	5	1	7	1	.273	1	0	0-0	1	0	0	1.000
Walker McCleney	.000	23-0	15	3	0	0	0	0	0	0	.000	1	0	5	1	.063	0	1	1-1	19	0	0	1.000
Sam Finnerty	.000	1-1	0	0	0	0	0	0	0	0	.000	0	0	0	0	.000	0	0	0-0	0	6	0	1.000
Totals	.275	34	1162	224	320	61	8	32	203	493	.424	195	44	250	17	.393	20	9	33-45	927	290	25	.980
Opponents	.225	34	1143	125	257	48	3	18	110	365	.319	108	21	299	18	.301	12	8	22-29	889	283	32	.973

LOB - Team (317), Opp (241). DPs turned - Team (23), Opp (21). CI - Team (1), Hawk 1. IBB - Team (2), McCullough 1, Williamson 1, Opp (2). Picked off - Holcombe 1.

### (All games Sorted by Earned run avg)

Player	era	w-l	app	gs	cg	sho	sv	ip	h	r	er	bb	so	2b	3b	hr	b/avg	wp	hp	bks	sfa	sha	
Sam Finnerty	3.19	5-3	8	8	1	1/0	0	48.0	42	18	17	6	36	9	0	4	.232	2	1	0	2	1	
Brock Love	3.62	4-1	9	7	0	0/1	0	32.1	28	15	13	12	41	1	0	6	.228	1	3	0	0	2	
-----																							
Davis Vainer	0.00	1-0	10	0	0	0/1	0	16.1	4	0	0	8	24	0	0	0	.075	1	1	1	0	0	
Dylan Oliver	0.00	0-0	5	0	0	0/1	0	4.1	4	1	0	2	3	1	0	0	.250	0	0	0	0	0	
Garret Rukes	0.47	2-0	10	2	0	0/1	0	19.0	16	2	1	5	12	3	0	0	.239	1	0	0	1	2	
Jeremy Randolph	0.78	1-0	13	0	0	0/3	5	23.0	9	2	2	8	34	1	0	1	.123	3	2	0	1	1	
Brock Guffey	0.93	0-0	8	0	0	0/3	0	9.2	7	2	1	2	8	2	0	0	.194	0	1	0	0	0	
Chase Lee	3.06	1-0	12	0	0	0/0	0	17.2	13	7	6	2	17	1	0	0	.203	1	3	1	1	0	
Casey Cobb	3.22	0-0	10	0	0	0/1	1	22.1	19	11	8	9	20	2	0	1	.224	0	0	0	0	1	
Deacon Medders	3.24	2-2	13	0	0	0/2	0	16.2	8	8	6	12	29	1	0	1	.133	2	1	0	0	0	
Tyler Ras	3.47	1-2	9	8	0	0/2	0	23.1	29	11	9	9	21	7	2	1	.309	1	2	0	1	0	
Wil Freeman	4.09	2-2	9	5	0	0/1	0	22.0	22	12	10	6	14	5	0	1	.262	1	3	0	2	0	
Connor Shamblin	4.34	2-1	9	4	0	0/2	0	18.2	13	11	9	14	19	5	0	1	.194	1	0	0	1	0	
Dylan Smith	5.93	0-0	10	0	0	0/1	0	13.2	15	9	9	8	10	3	0	2	.288	3	1	0	0	0	
Kyle Cameron	5.93	2-0	12	0	0	0/2	0	13.2	15	9	9	2	8	3	0	0	.288	0	2	0	1	1	
Jacob McNairy	7.56	0-0	6	0	0	0/0	1	8.1	13	7	7	3	3	4	1	0	.361	0	1	0	2	0	
Totals	3.12	23-11	34	34	1	6/5	7	309.0	257	125	107	108	299	48	3	18	.225	17	21	2	12	8	
Opponents	6.10	11-23	34	34	1	1/1	3	296.1	320	224	201	195	250	61	8	32	.275	45	44	7	20	9	

PB - Team (4), Auerbach 2, Hawk 2, Opp (9). Pickoffs - Team (2), Smith 1, Auerbach 1, Opp (1). SBA/ATT - Auerbach (17-21), Hawk (5-8), Love (4-5), Vainer (3-4), Medders (3-3), Smith (3-3), Freeman (1-2), Ras (1-2), Lee (0-2), Rukes (2-2), Cameron (2-2), Randolph (1-1), Shamblin (0-1), Guffey (1-1), Finnerty (1-1).

# 2019 CUMULATIVE STATS



**ALABAMA BASEBALL**  
**Overall Statistics for Alabama (as of Apr 11, 2019)**  
**(All games Sorted by Fielding pct)**

Player	c	po	a	e	fld%	dp	sba	csb	sba%	pb	ci
Drew Williamson	237	233	4	0	1.000	18	0	0	---	0	0
Joe Breaux	83	83	0	0	1.000	0	0	0	---	0	0
Sam Praytor	24	24	0	0	1.000	0	0	0	---	0	0
Walker McCleney	19	19	0	0	1.000	0	0	0	---	0	0
T.J. Reeves	11	11	0	0	1.000	0	0	0	---	0	0
Sam Finnerty	6	0	6	0	1.000	0	1	0	1.000	0	0
Casey Cobb	6	0	6	0	1.000	0	0	0	---	0	0
Dylan Smith	4	1	3	0	1.000	0	3	0	1.000	0	0
Connor Shamblin	4	1	3	0	1.000	1	0	1	.000	0	0
Jeremy Randolph	4	1	3	0	1.000	1	1	0	1.000	0	0
Kyle Cameron	3	1	2	0	1.000	0	2	0	1.000	0	0
Brock Love	2	0	2	0	1.000	0	4	1	.800	0	0
Deacon Medders	1	0	1	0	1.000	0	3	0	1.000	0	0
Jacob McNairy	1	0	1	0	1.000	0	0	0	---	0	0
Brock Guffey	1	0	1	0	1.000	0	1	0	1.000	0	0
Garret Rukes	1	0	1	0	1.000	0	2	0	1.000	0	0
Wil Freeman	1	1	0	0	1.000	0	1	1	.500	0	0
Gene Wood	1	1	0	0	1.000	0	0	0	---	0	0
Johnny Hawk	102	88	13	1	.990	0	5	3	.625	2	1
Tyler Gentry	78	75	2	1	.987	0	0	0	---	0	0
Brett Auerbach	220	180	37	3	.986	1	17	4	.810	2	0
Kobe Morris	46	19	26	1	.978	3	0	0	---	0	0
Keith Holcombe	45	44	0	1	.978	0	0	0	---	0	0
Morgan McCullough	122	40	78	4	.967	17	0	0	---	0	0
Justin King	28	25	2	1	.964	3	0	0	---	0	0
Kolby Robinson	124	41	77	6	.952	17	0	0	---	0	0
John Trousdale	40	28	10	2	.950	1	0	0	---	0	0
Daniel Carinci	11	4	6	1	.909	1	0	0	---	0	0
Tyler Ras	8	5	2	1	.875	1	1	1	.500	0	0
Isaiah Byars	7	2	4	1	.857	0	0	0	---	0	0
Davis Vainer	1	0	0	1	.000	0	3	1	.750	0	0
Chase Lee	1	0	0	1	.000	0	0	2	.000	0	0
Dylan Oliver	0	0	0	0	.000	0	0	0	---	0	0
Totals	1242	927	290	25	.980	23	22	7	.759	4	1
Opponents	1204	889	283	32	.973	21	33	12	.733	9	0

Hitting minimums - 1 Games 75% of Games 5 AB 2.0 AB/Game 5 TPA 3.0 TPA/Game  
 Pitching minimums - 1 Games 1% of Games 30 IP 1 BF 1 Decisions

# 2019 CUMULATIVE SEC STATS



## ALABAMA BASEBALL Conference statistics for Alabama (as of Apr 11, 2019) (SEC games only Sorted by Batting avg)



Record: 4-8 Home: 3-3 Away: 1-5 SEC: 4-8

Player	avg	gp-gs	ab	r	h	2b	3b	hr	rbi	tb	slg%	bb	hp	so	gdp	ob%	sf	sh	sb-att	po	a	e	fld%	
Morgan McCullough	.292	12-12	48	6	14	3	0	0	5	17	.354	4	2	6	1	.364	1	0	2-2	12	38	2	.962	
T.J. Reeves	.280	11-8	25	10	7	1	0	2	4	14	.560	9	2	5	0	.500	0	0	1-2	5	0	0	1.000	
Drew Williamson	.250	12-12	40	5	10	2	0	1	5	15	.375	8	0	8	1	.375	0	0	1-1	104	2	0	1.000	
Tyler Gentry	.244	12-12	45	7	11	0	0	1	6	14	.311	1	1	13	0	.271	1	0	2-4	31	2	0	1.000	
Kolby Robinson	.244	12-12	45	6	11	0	1	0	6	13	.289	4	3	6	0	.340	1	1	1-3	17	37	3	.947	
Joe Breaux	.217	12-12	46	4	10	1	0	1	4	14	.304	6	0	15	0	.302	1	1	0-1	36	0	0	1.000	
Keith Holcombe	.209	12-12	43	4	9	4	0	1	6	16	.372	3	3	13	1	.306	0	0	0-0	15	0	1	.938	
Brett Auerbach	.163	11-11	43	3	7	2	0	0	4	9	.209	3	0	9	0	.217	0	1	0-1	64	10	2	.974	
-----																								
Johnny Hawk	.250	6-2	8	0	2	1	0	0	1	3	.375	2	1	3	0	.455	0	0	0-0	19	1	0	1.000	
Justin King	.250	3-0	4	0	1	0	0	0	0	1	.250	0	0	3	0	.250	0	0	0-0	2	1	0	1.000	
John Trousdale	.136	9-6	22	2	3	0	0	0	2	3	.136	4	0	7	0	.259	1	0	0-0	5	3	0	1.000	
Kobe Morris	.115	11-9	26	2	3	0	0	0	2	3	.115	4	1	6	0	.250	1	0	0-0	5	15	1	.952	
Walker McCleney	.000	6-0	2	0	0	0	0	0	0	0	.000	0	0	1	0	.000	0	0	0-0	0	0	0	.000	
Tyler Ras	.000	2-0	2	0	0	0	0	0	0	0	.000	0	0	1	0	.000	0	0	0-0	0	0	0	.000	
Daniel Carinci	.000	1-0	1	0	0	0	0	0	0	0	.000	0	0	0	0	.000	0	0	0-0	0	0	0	.000	
Gene Wood	.000	1-0	1	0	0	0	0	0	0	0	.000	0	0	1	0	.000	0	0	0-0	0	0	0	.000	
Totals	.219	12	401	49	88	14	1	6	45	122	.304	48	13	97	3	.318	6	3	7-14	318	117	10	.978	
Opponents	.253	12	407	68	103	21	0	13	61	163	.400	44	12	86	7	.341	3	3	13-15	324	96	10	.977	

LOB - Team (98), Opp (83). DPs turned - Team (7), Opp (3). IBB - Team (1), Williamson 1, Opp (2).

### (SEC games only Sorted by Earned run avg)

Player	era	w-l	app	gs	cg	sho	sv	ip	h	r	er	bb	so	2b	3b	hr	b/avg	wp	hp	bk	sfa	sha
Brock Guffey	0.00	0-0	4	0	0	0/1	0	5.1	2	0	0	1	2	0	0	0	.111	0	1	0	0	0
Davis Vainer	0.00	0-0	3	0	0	0/0	0	5.0	1	0	0	3	4	0	0	0	.063	0	0	0	0	0
Garret Rukes	0.00	0-0	3	0	0	0/0	0	5.0	7	0	0	0	2	1	0	0	.368	1	0	0	1	1
Jeremy Randolph	1.80	0-0	5	0	0	0/0	2	10.0	3	2	2	6	11	0	0	1	.097	2	2	0	0	0
Casey Cobb	3.97	0-0	4	0	0	0/0	0	11.1	9	5	5	3	12	1	0	1	.220	0	0	0	0	1
Sam Finnerty	4.30	1-3	4	4	1	1/0	0	23.0	22	12	11	4	17	6	0	2	.239	2	1	0	0	0
Connor Shamblin	4.50	0-0	3	0	0	0/1	0	4.0	3	2	2	4	2	3	0	0	.200	1	0	0	0	0
Deacon Medders	4.76	1-1	4	0	0	0/0	0	5.2	3	3	3	5	8	0	0	1	.150	1	1	0	0	0
Chase Lee	5.87	0-0	4	0	0	0/0	0	7.2	8	6	5	2	6	1	0	0	.258	0	2	1	0	0
Brock Love	6.75	2-1	4	4	0	0/1	0	16.0	16	13	12	8	15	1	0	5	.254	1	2	0	0	0
Tyler Ras	10.12	0-1	2	2	0	0/0	0	2.2	8	5	3	1	2	3	0	0	.533	0	0	0	1	0
Wil Freeman	12.46	0-2	2	2	0	0/0	0	4.1	6	6	6	2	1	2	0	1	.333	1	1	0	0	0
Dylan Smith	17.18	0-0	3	0	0	0/0	0	3.2	7	7	7	4	4	2	0	2	.467	1	1	0	0	0
Kyle Cameron	27.00	0-0	5	0	0	0/0	0	2.1	8	7	7	1	0	1	0	0	.615	0	1	0	1	1
Totals	5.35	4-8	12	12	1	2/1	2	106.0	103	68	63	44	86	21	0	13	.253	10	12	1	3	3
Opponents	3.58	8-4	12	12	1	1/1	1	108.0	88	49	43	48	97	14	1	6	.219	16	13	0	6	3

PB - Team (0), Opp (3). Pickoffs - Team (1), Auerbach 1. SBA/ATT - Auerbach (11-13), Love (2-3), Vainer (2-2), Cameron (2-2), Hawk (2-2), Medders (2-2), Randolph (1-1), Ras (1-1), Finnerty (1-1), Lee (0-1), Smith (1-1), Guffey (1-1).

# 2019 CUMULATIVE SEC STATS



**ALABAMA BASEBALL**  
**Conference statistics for Alabama (as of Apr 11, 2019)**  
**(SEC games only Sorted by Fielding pct)**

Player	c	po	a	e	fld%	dp	sba	csb	sba%	pb	ci
Drew Williamson	106	104	2	0	1.000	6	0	0	---	0	0
Joe Breaux	36	36	0	0	1.000	0	0	0	---	0	0
Tyler Gentry	33	31	2	0	1.000	0	0	0	---	0	0
Johnny Hawk	20	19	1	0	1.000	0	2	0	1.000	0	0
John Trousdale	8	5	3	0	1.000	0	0	0	---	0	0
T.J. Reeves	5	5	0	0	1.000	0	0	0	---	0	0
Justin King	3	2	1	0	1.000	1	0	0	---	0	0
Connor Shamblin	3	1	2	0	1.000	0	0	0	---	0	0
Casey Cobb	3	0	3	0	1.000	0	0	0	---	0	0
Sam Finnerty	1	0	1	0	1.000	0	1	0	1.000	0	0
Brock Guffey	1	0	1	0	1.000	0	1	0	1.000	0	0
Jeremy Randolph	1	1	0	0	1.000	0	1	0	1.000	0	0
Wil Freeman	1	1	0	0	1.000	0	0	0	---	0	0
Kyle Cameron	1	0	1	0	1.000	0	2	0	1.000	0	0
Brett Auerbach	76	64	10	2	.974	0	11	2	.846	0	0
Morgan McCullough	52	12	38	2	.962	7	0	0	---	0	0
Kobe Morris	21	5	15	1	.952	0	0	0	---	0	0
Kolby Robinson	57	17	37	3	.947	7	0	0	---	0	0
Keith Holcombe	16	15	0	1	.938	0	0	0	---	0	0
Chase Lee	1	0	0	1	.000	0	0	1	.000	0	0
Garret Rukes	0	0	0	0	.000	0	0	0	---	0	0
Walker McCleney	0	0	0	0	.000	0	0	0	---	0	0
Tyler Ras	0	0	0	0	.000	0	1	0	1.000	0	0
Deacon Medders	0	0	0	0	.000	0	2	0	1.000	0	0
Davis Vainer	0	0	0	0	.000	0	2	0	1.000	0	0
Daniel Carinci	0	0	0	0	.000	0	0	0	---	0	0
Brock Love	0	0	0	0	.000	0	2	1	.667	0	0
Gene Wood	0	0	0	0	.000	0	0	0	---	0	0
Dylan Smith	0	0	0	0	.000	0	1	0	1.000	0	0
Totals	445	318	117	10	.978	7	13	2	.867	0	0
Opponents	430	324	96	10	.977	3	7	7	.500	3	0

Hitting minimums - 1 Games 75% of Games 5 AB 2.0 AB/Game 5 TPA 3.0 TPA/Game

Pitching minimums - 1 Games 1% of Games 30 IP 1 BF 1 Decisions

# 2019 TEAM MISCELLANEOUS STATS (OVERALL)

<b>Multiple Hit Games</b>	<b>2</b>	<b>3</b>	<b>4</b>	<b>5+</b>	<b>Total</b>
Keith Holcombe	10	2	-	-	12
Morgan McCullough	8	3	-	-	11
Joe Breaux	8	3	-	-	11
Tyler Gentry	5	4	1	-	10
Kolby Robinson	4	4	-	-	8
Drew Williamson	4	3	1	-	8
Brett Auerbach	2	2	-	1	5
John Trousdale	4	-	-	-	4
T.J. Reeves	4	-	-	-	4
Justin King	2	-	-	-	2
Kobe Morris	1	-	-	-	1
Johnny Hawk	1	-	-	-	1
Gene Wood	1	-	-	-	1
Sam Praytor	1	-	-	-	1
TEAM	55	21	2	1	79

<b>Multiple RBI Games</b>	<b>2</b>	<b>3</b>	<b>4</b>	<b>5+</b>	<b>Total</b>
Tyler Gentry	6	2	1	-	9
Keith Holcombe	3	2	2	-	7
Morgan McCullough	6	-	-	-	6
Drew Williamson	5	-	-	-	5
Joe Breaux	3	1	1	-	5
T.J. Reeves	1	2	1	-	4
Kolby Robinson	3	1	-	-	4
Brett Auerbach	1	1	1	-	3
Johnny Hawk	3	-	-	-	3
John Trousdale	2	-	-	-	2
Sam Praytor	1	-	-	-	1
Isaiah Byars	1	-	-	-	1
Tyler Ras	1	-	-	-	1
Gene Wood	1	-	-	-	1
TEAM	37	9	6	0	52

<b>Hitting Streaks</b>	<b>Longest</b>	<b>Current</b>
Morgan McCullough	11	6
Brett Auerbach	7	1
Kolby Robinson	6	1
Tyler Gentry	6	5
Keith Holcombe	5	2
Drew Williamson	5	1
Joe Breaux	5	3
John Trousdale	4	-
T.J. Reeves	4	4
Justin King	4	-
Kobe Morris	4	-
Isaiah Byars	2	2
Sam Praytor	2	-
Johnny Hawk	2	1
Daniel Carinci	1	-
Gene Wood	1	1
Tyler Ras	1	1

<b>Reached Base Streaks</b>	<b>Longest</b>	<b>Current</b>
Morgan McCullough	25	6
Keith Holcombe	20	2
Drew Williamson	19	19
Joe Breaux	17	3
T.J. Reeves	15	15
Brett Auerbach	10	1
Tyler Gentry	10	5
Kolby Robinson	10	2
John Trousdale	8	-
Justin King	7	-
Johnny Hawk	6	6
Sam Praytor	4	-
Kobe Morris	4	-
Daniel Carinci	3	1
Isaiah Byars	2	2
Tyler Ras	1	1
Gene Wood	1	1
Walker McCleney	1	-


# 2019 TEAM MISCELLANEOUS STATS (SEC)

<b>Multiple Hit Games</b>	<b>2</b>	<b>3</b>	<b>4</b>	<b>5+</b>	<b>Total</b>
Morgan McCullough	4	1	-	-	5
Joe Breaux	4	-	-	-	4
Keith Holcombe	2	1	-	-	3
Tyler Gentry	3	-	-	-	3
Kolby Robinson	1	1	-	-	2
Drew Williamson	1	1	-	-	2
Brett Auerbach	1	-	-	-	1
John Trousdale	1	-	-	-	1
T.J. Reeves	1	-	-	-	1
TEAM	18	4	0	0	22

<b>Multiple RBI Games</b>	<b>2</b>	<b>3</b>	<b>4</b>	<b>5+</b>	<b>Total</b>
Drew Williamson	2	-	-	-	2
Morgan McCullough	2	-	-	-	2
Keith Holcombe	2	-	-	-	2
Brett Auerbach	1	-	-	-	1
Kolby Robinson	-	1	-	-	1
T.J. Reeves	1	-	-	-	1
Tyler Gentry	-	-	1	-	1
Joe Breaux	1	-	-	-	1
TEAM	9	1	1	0	11

<b>Hitting Streaks</b>	<b>Longest</b>	<b>Current</b>
Drew Williamson	6	-
Morgan McCullough	5	5
Kolby Robinson	4	-
T.J. Reeves	4	4
Tyler Gentry	3	3
Brett Auerbach	3	-
Keith Holcombe	2	1
Kobe Morris	2	-
Johnny Hawk	2	-
Joe Breaux	2	2
John Trousdale	1	-
Justin King	1	1


<b>Reached Base Streaks</b>	<b>Longest</b>	<b>Current</b>
Drew Williamson	12	12
T.J. Reeves	11	11
Kolby Robinson	7	1
Morgan McCullough	6	5
Brett Auerbach	3	-
Keith Holcombe	3	1
Tyler Gentry	3	3
Johnny Hawk	3	3
Joe Breaux	2	2
John Trousdale	2	-
Kobe Morris	2	-
Justin King	1	1




**1 Daniel Carinci**  
**FRESHMAN**  
 INF • 5-10 • 185 • Ajax, Ontario  
 Pickering




**2 John Trousdale**  
**JUNIOR**  
 INF • 6-0 • 190 • Rogersville, Ala.  
 Lauderdale County



**4 Joe Breaux**  
**SENIOR**  
 OF • 5-11 • 200 • Tomball, Texas  
 McLennan C.C./Tomball



**5 Tyler Ras**  
**FRESHMAN**  
 RHP/OF • 6-4 • 200 • Middletown, N.J.  
 Middletown North



**7 Brett Auerbach**  
**JUNIOR**  
 C/INF • 5-9 • 180 • Mission Viejo, Calif.  
 Saddleback C.C./Tesoro



**8 Morgan McCullough**  
**JUNIOR**  
 INF • 5-9 • 180 • Seattle, Wash.  
 Chipola C.C./Oregon/West Seattle



**9 Casey Cobb**  
**JUNIOR**  
 RHP • 5-10 • 190 • Hamilton, Ga.  
 Chattahoochee Valley C.C./Harris County



**10 Sam Finnerty**  
**SENIOR**  
 RHP • 6-0 • 225 • Pelham, Ala.  
 Pelham



**11 Wil Freeman**  
**JUNIOR**  
 RHP • 6-1 • 205 • Semmes, Ala.  
 Jones County J.C./Faith Academy




**12 Tyrell Shavers**  
**SOPHOMORE**  
 OF • 6-6 • 216 • Lewisville, Texas  
 Lewisville




**13 Walker McCleney**  
**JUNIOR**  
 OF • 5-8 • 175 • Morris, Ala.  
 Mortimer Jordan



**14 Gene Wood**  
**R-JUNIOR**  
 OF • 6-0 • 190 • Flowood, Miss.  
 Jackson Preparatory




**16 Isaiah Byars**  
**FRESHMAN**  
 INF • 6-0 • 180 • Stone Mountain, Ga.  
 Parkview



**18 Keith Holcombe**  
**SENIOR**  
 OF • 6-4 • 235 • Tuscaloosa, Ala.  
 Hillcrest



**19 Sam Praytor**  
**SOPHOMORE**  
 C • 5-9 • 220 • Helena, Ala.  
 Helena



**20 Brock Love**  
**R-JUNIOR**  
 RHP • 6-1 • 210 • Gadsden, Ala.  
 Southside



**21 Garret Rukes**  
**R-SOPHOMORE**  
 LHP • 6-4 • 205 • Coconut Creek, Fla.  
 Pine Crest



**22 T.J. Reeves**  
**FRESHMAN**  
 OF • 5-11 • 200 • Birmingham, Ala.  
 Hueytown



**23 Jeremy Randolph**  
**GRADUATE**  
 RHP • 5-11 • 210 • Miamisburg, Ohio  
 Wright State/Miamisburg




**24 Kolby Robinson**  
**JUNIOR**  
 INF • 5-9 • 170 • Cullman, Ala.  
 Wallace State C.C./Cullman



**25 Dylan Smith**

**FRESHMAN**  
RHP • 6-1 • 160 • Stafford, Texas  
Stafford



**26 Dylan Oliver**

**JUNIOR**  
LHP • 5-10 • 155 • Mount Olive, Ala.  
Marion Military Institute/Gardendale




**27 Chase Lee**

**R-FRESHMAN**  
RHP • 6-0 • 150 • McCalla, Ala.  
McAdory



**28 Tyler Gentry**

**SOPHOMORE**  
OF • 6-2 • 200 • Arlington, Tenn.  
Walters State C.C./Arlington



**29 Connor Shamblin**

**FRESHMAN**  
RHP • 6-1 • 195 • Lakeland, Tenn.  
Briarcrest Christian



**32 Deacon Medders**

**JUNIOR**  
RHP • 6-4 • 195 • Tuscaloosa, Ala.  
American Christian Academy



**33 Kyle Cameron**

**R-JUNIOR**  
RHP • 6-5 • 220 • Tuscaloosa, Ala.  
Hale County




**34 Jacob McNairy**

**FRESHMAN**  
RHP • 6-1 • 195 • Athens, Ala.  
Athens



**36 Justin King**

**JUNIOR**  
OF/INF • 6-1 • 200 • Okotoks, Alberta  
Indian Hills C.C./Foothills Composite



**40 Brock Guffey**

**SOPHOMORE**  
LHP • 6-1 • 190 • Hoover, Ala.  
Hoover




**42 Johnny Hawk**

**JUNIOR**  
C • 5-9 • 180 • McClelland, Iowa  
Iowa Western C.C./Creighton Prep



**44 Davis Vanier**

**R-JUNIOR**  
RHP • 6-0 • 185 • Atlanta, Ga.  
Riverwood



**48 Landon Green**

**FRESHMAN**  
RHP • 6-1 • 180 • Helena, Ala.  
Helena



**50 Kobe Morris**

**JUNIOR**  
INF • 6-4 • 200 • Victoria, B.C.  
Crowder C.C./Spectrum



**55 Drew Williamson**

**FRESHMAN**  
NF/OF • 6-5 • 210 • Brewton, Ala.  
T.R. Miller



**6 Brad Bohannon**

**HEAD COACH**  
Second Season  
Berry College, 1998



**15 Jason Jackson**

**ASST. COACH**  
Second Season  
Florida State, 2000




**3 Jerry Zulli**

**ASST. COACH**  
Second Season  
New Orleans, 2002



**41 Matt Reida**

**VOL. COACH**  
First Season  
Kentucky, 2014



**Jack Hoehl**

**DIR. OF OPS.**  
Second Season  
Auburn, 2012