



129 SEASONS
37 NCAA TOURNAMENT APPEARANCES
14 MLB FIRST ROUND DRAFT PICKS
11 SEC CHAMPIONSHIPS
10 COLLEGE WORLD SERIES APPEARANCES
7 SEC TOURNAMENT TITLES



GAME 38
SLU
NOTES

2019 Schedule & Results

February (8-1)

| | | | |
|----|------------------------|-------|------------------|
| 15 | YOUNGSTOWN STATE | SECN+ | W, 14-3 |
| 16 | YOUNGSTOWN STATE-1 | SECN+ | W, 14-2 |
| | YOUNGSTOWN STATE-2 | SECN+ | W, 8-0 |
| 20 | UAB | SECN+ | W, 3-2 |
| 22 | #21 SOUTHERN MISS | SECN+ | L, 0-1 (10 Inn.) |
| 23 | #21 SOUTHERN MISS | SECN+ | W, 8-1 |
| 24 | #21 SOUTHERN MISS | SECN+ | W, 4-3 |
| 26 | JACKSON STATE | SECN+ | W, 17-4 |
| 27 | SOUTHEASTERN LOUISIANA | SECN+ | W, 12-0 |

March (16-4)

Frisco Classic (Frisco, Texas)

| | | | |
|----|--------------------------|-------------|----------|
| 1 | vs. Sam Houston State | FloLive.tv | W, 5-4 |
| 2 | vs. #8 Texas Tech | FloLive.tv | W, 4-2 |
| 3 | vs. Nebraska | FloLive.tv | Canceled |
| 5 | ECU | SECN+ | W, 4-1 |
| 6 | ARKANSAS-PINE BLUFF | SECN+ | W, 14-1 |
| 8 | MAINE-1 | SECN+ | W, 9-2 |
| | MAINE-2 | SECN+ | W, 5-1 |
| 10 | MAINE | SECN+ | W, 9-8 |
| 13 | GRAMBLING | SECN+ | W, 18-1 |
| 15 | at #4 Florida * | SECN+ | W, 6-5 |
| 16 | at #4 Florida-1 * | SEC Network | W, 10-4 |
| | at #4 Florida-2 * | SEC Network | L, 2-4 |
| 19 | LITTLE ROCK | SECN+ | W, 15-4 |
| 20 | at Samford | ESPN3/ESPN+ | W, 6-4 |
| 22 | #16 AUBURN * | SECN+ | L, 5-6 |
| 23 | #16 AUBURN * | SECN+ | W, 15-2 |
| 24 | #16 AUBURN * | SECN+ | W, 20-15 |
| 26 | MISSISSIPPI VALLEY STATE | SECN+ | W, 18-5 |
| 28 | #17 LSU * | ESPNU | W, 6-5 |
| 29 | #17 LSU * | SEC NETWORK | L, 5-10 |
| 30 | #17 LSU * | SECN+ | L, 2-11 |

April (7-1)

| | | | |
|----|-------------------|-------------|------------------|
| 3 | ULM | SECN+ | W, 21-8 |
| 5 | at Tennessee * | SECN+ | W, 6-3 (11 Inn.) |
| 6 | at Tennessee * | SECN+ | L, 1-2 |
| 7 | at Tennessee * | SECN+ | W, 7-5 |
| 10 | SOUTH ALABAMA | SECN+ | W, 7-5 |
| 12 | ALABAMA * | SECN+ | W, 6-0 |
| 13 | ALABAMA * | SECN+ | W, 9-1 |
| 14 | ALABAMA * | SEC NETWORK | W, 13-3 |
| 16 | TEXAS SOUTHERN | SECN+ | 6:30 p.m. |
| 18 | at #10 Arkansas * | ESPNU | 8 p.m. |
| 19 | at #10 Arkansas * | SECN+ | 6:30 p.m. |
| 20 | at #10 Arkansas * | SECN+ | 2 p.m. |

Governor's Cup (Pearl, Miss.)

| | | | |
|----|--------------|-------------|-----------|
| 23 | vs. Ole Miss | --- | 6 p.m. |
| 26 | GEORGIA * | SECN+ | 6:30 p.m. |
| 27 | GEORGIA * | SEC NETWORK | Noon |
| 28 | GEORGIA * | SECN+ | 1 p.m. |

May

| | | | |
|----|------------------|-------------|-----------|
| 2 | at Texas A&M * | SEC Network | 6 p.m. |
| 3 | at Texas A&M * | SECN+ | 6:35 p.m. |
| 4 | at Texas A&M * | SEC Network | 2 p.m. |
| 8 | MEMPHIS | SECN+ | 6:30 p.m. |
| 10 | at Ole Miss * | SECN+ | 6:30 p.m. |
| 11 | at Ole Miss * | SECN+ | 4 p.m. |
| 12 | at Ole Miss * | ESPN2 | Noon |
| 16 | SOUTH CAROLINA * | SECN+ | 6:30 p.m. |
| 17 | SOUTH CAROLINA * | SECN+ | 6:30 p.m. |
| 18 | SOUTH CAROLINA * | SECN+ | 1 p.m. |

Rankings from Baseball America

All times central and subject to change

HOME GAMES IN BOLD CAPS

* - Southeastern Conference game

Mississippi State

Record (SEC): 31-6 (10-5)
H/A/N: 24-4 / 5-2 / 2-0
Rankings: Baseball America - 3, CBN - 3
D1Baseball - 3, NCBWA - 3
Perfect Game - 2, USA Today - 2

Head Coach: Chris Lemonis
Record at MSU (Yrs.): 31-6 (1st)
Career Record (Yrs): 172-97-2 (5th)

Batting Average: .327
Runs Per-Game: 8.8
Hits Per-Game: 11.8
Slugging Percentage: .506

ERA: 3.26
K's/BB Ratio: 4.14/1
Batting Average Against: .220

First Year of Baseball: 1885 (129th season)
Program Record: 2,671-1,567-29 (.629)

Texas Southern

Record (SWAC): 11-25 (7-8)
H/A/N: 5-5 / 6-20 / --
Rankings: --

Head Coach: Michael Robertson
Record at TSU (Yrs.): 263-302 (11th)
Career Record (Yrs): 426-473 (17th)

Batting Average: .261
Runs Per-Game: 5.4
Hits Per-Game: 8.2
Slugging Percentage: .393

ERA: 8.79
K's/BB Ratio: 1.08/1
Batting Average Against: .337

The Rotation

Friday, April 12, 2019

MSU: Brandon Smith, RHP, Fr. 1-0, 4.41 ERA
TSU: TBA

Gameday Information

Texas Southern at No. 3 Mississippi State

Dudy Noble Field (Starkville, Miss.)

Tuesday

First Pitch: 6:30 p.m.
TV: ---
Internet Stream: SEC Network+
Radio: MSU Radio Network
(100.9 FM locally)
Audio Stream: HailState.com/plus

The First Pitch

What's Inside

- Senior **Jake Mangum** owns a hit in 80 percent of the games he has played in, which has him atop the Mississippi State hits chart and bearing down on the SEC's all-time mark. **MORE ON PAGE 6-7**
- Mississippi State and Texas Southern will meet for the second time in program history, after MSU won 11-6 in 2018. **MORE ON PAGE 5**
- MSU won its second-straight road series to start the SEC season at Tennessee, marking just the second time in the last 10 seasons it has done so.
- Fans have flooded the gates at Dudy Noble Field thus far in 2019, with six crowds of 10,000-plus through seven weeks, which is already tied for the second-most in program history. **MORE ON PAGE 8**

- The 2019 edition of the Diamond Dawgs tied the 1989 squad as the fastest team to 30 wins in program history. **MORE ON PAGE 8**
- Senior **Elijah MacNamee** and sophomore **Jordan Westburg** picked up back-to-back SEC Player of the Week honors on March 18 and 25. **MORE ON PAGE 14**
- Redshirt-junior **Ethan Small** ranks No. 4 nationally in strikeouts and enters week nine atop the SEC charts with 79 Ks in 48 innings of work. **MORE ON PAGE 9, 11 & 27**
- Head coach **Chris Lemonis** won his first four games as Mississippi State skipper. Lemonis is one of nine MSU head coaches to win his first career game and one of three to start 4-0 or better. **BIO ON PAGE 3, MORE ON PAGE 10**

Starting Nine

| Pos. | Name | Yr. | B/T | Ht./Wt. | Avg. | R | H | RBI | Notes |
|------|------------------|-----|-----|----------|------|----|----|-----|--|
| C | Dustin Skelton | Jr. | R/R | 6-0/202 | .325 | 22 | 37 | 30 | Hitting .339 in Southeastern Conference games in 2019 |
| 1B | Tanner Allen | So. | L/R | 5-11/184 | .291 | 36 | 44 | 36 | Hit .588 with six extra base hits and six RBIs in four games last week |
| 2B | Justin Foscue | So. | R/R | 6-0/201 | .348 | 38 | 54 | 38 | 1st MSU hitter with 10+ home runs since Brent Rooker (23; 2017) |
| SS | Jordan Westburg | So. | R/R | 6-3/191 | .361 | 44 | 52 | 42 | Leads the team with 42 RBIs and is No. 2 in runs scored (44) |
| 3B | Marshall Gilbert | Sr. | R/R | 6-0/203 | .326 | 7 | 15 | 7 | Hit a HR in each of the last two games in the series with Alabama |
| LF | Rowdey Jordan | So. | S/R | 5-10/171 | .273 | 32 | 38 | 23 | Hitting .526 in his last five games |
| CF | Jake Mangum | Sr. | S/L | 6-1/179 | .401 | 46 | 69 | 31 | Is the MSU career hits leader (344) and sits No. 8 in career total bases (445) |
| RF | Elijah MacNamee | Sr. | R/R | 6-3/198 | .351 | 40 | 46 | 38 | Reached base in 28-straight games from Feb. 23-April 10 |
| DH | Brad Cumbest | Fr. | R/R | 6-5/245 | .333 | 7 | 12 | 7 | Hitting .316 over the last 10 games with four starts |
| -or- | Josh Hatcher | So. | L/L | 6-2/175 | .347 | 5 | 17 | 9 | Owens a .429 on-base percentage in 23 games played (14 starts) |

* Based on the previous games



2019 Roster

Numerical

| # | Name | Pos. | B/T | Ht. | Wt. | Yr. | Hometown/High School (Previous School) |
|----|-------------------|--------|-----|------|-----|-------|--|
| 2 | Gunner Halter | IF | R/R | 6-3 | 180 | Jr. | Overland Park, Kan./Blue Valley (Seminole State (Okla.) College) |
| 3 | JT Ginn | RHP/IF | R/R | 6-2 | 192 | Fr. | Brandon, Miss./Brandon |
| 4 | Rowdey Jordan | IF/OF | S/R | 5-10 | 171 | So. | Auburn, Ala./Auburn |
| 5 | Tanner Allen | IF/OF | L/R | 5-11 | 184 | So. | Theodore, Ala./UMS- Wright Prep |
| 6 | Brandon Smith | RHP/IF | R/R | 6-3 | 180 | Fr. | Richland, Miss./Richland |
| 8 | Dustin Skelton | C | R/R | 6-0 | 202 | Jr. | Olive Branch, Miss./Magnolia Heights School |
| 10 | Josh Hatcher | IF/OF | L/L | 6-2 | 175 | So. | Albany, Ga./Lee County |
| 11 | Jordan Westburg | IF | R/R | 6-3 | 191 | So. | New Braunfels, Texas/New Braunfels |
| 12 | Hayden Jones | C | L/R | 6-0 | 185 | Fr. | Huntersville, Ind./Carroll |
| 13 | Peyton Plumlee | RHP | R/R | 6-3 | 201 | Sr. | Olive Branch, Miss./Lewisburg (Northwest Mississippi C.C.) |
| 14 | Riley Self | RHP | R/R | 6-4 | 241 | Jr. | Coldwater, Miss./Magnolia Heights School |
| 15 | Jake Mangum | OF | S/L | 6-1 | 179 | Sr. | Pearl, Miss./Jackson Prep |
| 16 | Jack Eagan | LHP | L/L | 6-3 | 235 | Jr. | Wautoma, Wis./Wautoma (Madison C.C.) |
| 17 | Justin Foscue | IF | R/R | 6-0 | 201 | So. | Huntsville, Ala./Virgil Grissom |
| 18 | Keegan James | RHP | R/R | 6-2 | 214 | R-Jr. | Southaven, Miss./DeSoto Central |
| 19 | Jared Liebelt | RHP | R/R | 6-0 | 169 | Sr. | Aurora, Ill./West Aurora (Waubensee C.C.) |
| 20 | Luke Hancock | C | L/R | 5-11 | 170 | Fr. | Houston, Miss./Houston |
| 23 | Tucker Childers | C/IF | L/R | 6-3 | 235 | Jr. | Ripley, Miss./Ripley (Northeast Mississippi C.C.) |
| 24 | Cole Gordon | RHP/DH | L/R | 6-5 | 244 | Gr. | Tampa, Fla./Steinbrenner |
| 27 | Bryce Brock | LHP/OF | L/L | 6-0 | 165 | Fr. | Hernando, Miss./Lewisburg |
| 28 | Christian MacLeod | LHP | L/L | 6-3 | 215 | Fr. | Huntsville, Ala./Huntsville |
| 31 | Benjamin Bell | OF | L/R | 5-9 | 180 | Fr. | Madison, Miss./Germantown |
| 32 | Landon Jordan | IF | L/R | 6-0 | 180 | Fr. | Poplarville, Miss./Hancock |
| 33 | Brad Cumbest | OF | R/R | 6-5 | 245 | Fr. | Hurley, Miss./East Central |
| 34 | Marshall Gilbert | C | R/R | 6-0 | 203 | Sr. | Kenosha, Wis./Westosha Central (John A. Logan C.C.) |
| 35 | Basiel Williams | OF | S/R | 6-3 | 180 | Fr. | Hammond, La./Ponchatoula |
| 36 | Hunter Blalock | OF | R/R | 6-5 | 195 | Fr. | Madison, Miss./Madison Central |
| 37 | Eric Cerantola | RHP | R/R | 6-5 | 195 | Fr. | Oakville, Ontario/Ecole Secondaire Catholique Sainte-Trinite |
| 38 | JP Elkins | RHP | R/R | 6-1 | 190 | So. | Ridgeland, Miss./Ridgeland (Hinds C.C.) |
| 39 | Tyler Spring | RHP | R/R | 6-4 | 202 | R-Jr. | Wiggins, Miss./Stone (Jones County C.C.) |
| 40 | Elijah MacNamee | OF | R/R | 6-3 | 198 | Sr. | Cypress, Texas/Cypress Ranch (Blinn C.C.) |
| 41 | Colby White | RHP | R/R | 6-0 | 190 | Jr. | Foxworth, Miss./West Marion (Pearl River C.C.) |
| 43 | Kale Breaux | LHP | R/L | 5-11 | 193 | R-Jr. | Sulphur, La./Sulphur |
| 44 | Ethan Small | LHP | L/L | 6-3 | 214 | R-Jr. | Lexington, Tenn./Lexington |
| 46 | Trysten Barlow | LHP | L/L | 6-1 | 215 | R-Jr. | Halls, Tenn./Dyer County |
| 55 | Spencer Price | RHP | R/R | 6-2 | 228 | R-Jr. | Olive Branch, Miss./DeSoto Central (Meridian C.C.) |

22 Chris Lemonis - Head Coach (First Season at Mississippi State, Fifth Overall; The Citadel, 1992)

21 Jake Gautreau - Assistant Coach (Second Season; Tulane, 2011)

42 Scott Foxhall - Assistant Coach (First Season; College of Charleston, 2004)

0 Kyle Cheesebrough - Volunteer Assistant Coach (First Season; Louisville, 2010)

Roger Rodeheaver - Coordinator of Operations (First Season; Indiana, 2010)

Tyler Younger - Coordinator of Player Development (First Season; Methodist College, 2013)

Seth Diters - Strength and Conditioning Coach (First Season; Springfield College, 2008)

Jason Wire - Associate Athletic Trainer (Ninth Season; St. Cloud State, 2006)

Alphabetical

| # | Name | Pos. | B/T | Ht. | Wt. | Yr. |
|----|-------------------|-----------------|-----|------|-----|-------|
| 5 | Tanner Allen | IF/OF | L/R | 5-11 | 184 | So. |
| 46 | Trysten Barlow | LHP | L/L | 6-1 | 215 | R-Jr. |
| 31 | Benjamin Bell | OF | L/R | 5-9 | 180 | Fr. |
| 36 | Hunter Blalock | OF | R/R | 6-5 | 195 | Fr. |
| 43 | Kale Breaux | LHP | R/L | 5-11 | 193 | R-Jr. |
| 27 | Bryce Brock | LHP/OF | L/L | 6-0 | 165 | Fr. |
| 0 | Kyle Cheesebrough | Assistant Coach | | | | |
| 37 | Eric Cerantola | RHP | R/R | 6-5 | 195 | Fr. |
| 23 | Tucker Childers | C/IF | L/R | 6-3 | 235 | Jr. |
| 33 | Brad Cumbest | OF | R/R | 6-5 | 245 | Fr. |
| 16 | Jack Eagan | LHP | L/L | 6-3 | 235 | Jr. |
| 38 | JP Elkins | RHP | R/R | 6-1 | 190 | So. |
| 17 | Justin Foscue | IF | R/R | 6-0 | 201 | So. |
| 42 | Scott Foxhall | Assistant Coach | | | | |
| 21 | Jake Gautreau | Assistant Coach | | | | |
| 34 | Marshall Gilbert | C | R/R | 6-0 | 203 | Sr. |
| 3 | JT Ginn | RHP/IF | R/R | 6-2 | 192 | Fr. |
| 24 | Cole Gordon | RHP/DH | L/R | 6-5 | 244 | Gr. |
| 2 | Gunner Halter | IF | R/R | 6-3 | 180 | Jr. |
| 20 | Luke Hancock | C | L/R | 5-11 | 170 | Fr. |
| 10 | Josh Hatcher | IF/OF | L/L | 6-2 | 175 | So. |
| 18 | Keegan James | RHP | R/R | 6-2 | 214 | R-Jr. |
| 12 | Hayden Jones | C | L/R | 6-0 | 185 | Fr. |
| 4 | Rowdey Jordan | IF/OF | S/R | 5-10 | 171 | So. |
| 32 | Landon Jordan | IF | L/R | 6-0 | 180 | Fr. |
| 22 | Chris Lemonis | Head Coach | | | | |
| 19 | Jared Liebelt | RHP | R/R | 6-0 | 169 | Sr. |
| 28 | Christian MacLeod | LHP | L/L | 6-3 | 215 | Fr. |
| 40 | Elijah MacNamee | OF | R/R | 6-3 | 198 | Sr. |
| 15 | Jake Mangum | OF | S/L | 6-1 | 179 | Sr. |
| 13 | Peyton Plumlee | RHP | R/R | 6-3 | 201 | Sr. |
| 55 | Spencer Price | RHP | R/R | 6-2 | 228 | R-Jr. |
| 14 | Riley Self | RHP | R/R | 6-4 | 241 | Jr. |
| 8 | Dustin Skelton | C | R/R | 6-0 | 202 | Jr. |
| 44 | Ethan Small | LHP | L/L | 6-3 | 214 | R-Jr. |
| 6 | Brandon Smith | RHP/IF | R/R | 6-3 | 180 | Fr. |
| 39 | Tyler Spring | RHP | R/R | 6-4 | 202 | R-Jr. |
| 11 | Jordan Westburg | IF | R/R | 6-3 | 191 | So. |
| 41 | Colby White | RHP | R/R | 6-0 | 190 | Jr. |
| 35 | Basiel Williams | OF | S/R | 6-3 | 180 | Fr. |

Program Quick Facts

School Information

| | |
|---------------------------|---------------------------------|
| Location | Starkville, Mississippi |
| Founded | 1878 |
| Enrollment | 22,201 |
| President | Dr. Mark E. Keenum |
| Faculty Representative | Dr. Steven Turner |
| Director of Athletics | John Cohen |
| Twitter | @JohnCohenAD |
| Affiliation | NCAA Division I |
| Conference | Southeastern - Western Division |
| Nickname | Bulldogs |
| Colors | Maroon and White |
| Athletic Department Phone | (662) 325-2532 |
| Ticket Office Phone | (662) 325-2600 |

Stadium

| | |
|------------------|---|
| Name | Dudy Noble Field, Polk-DeMent Stadium |
| Capacity | 15,000+ |
| Field Dimensions | Left-330, Left Center-385, Center-400, Right Center-380, Right-305 |
| Press Box Phone | (662) 325-3776 |

2018 Team Information

| | |
|---|-------------------------------|
| Overall Record (SEC; Finish) | 39-29 (15-15; T3rd in West) |
| Home/Away/Neutral | 16-7/10-17/13-5 |
| Postseason | College World Series |
| Lettermen Returning/Lost | 18/11 |
| Position Starters Returning/Lost (120+ ABs) | 8/2 |
| Pitchers Returning/Lost (Min. 5 app.) | 5/7 |
| Newcomers | 17 (11 Freshmen, 6 Transfers) |

Program Information

| | |
|-------------------------------------|-----------------------|
| First Year of Baseball | 1885 (129th season) |
| First Year in SEC | 1933 (Charter Member) |
| All-Time Record (Win %) | 2,671-1,567-29 (.629) |
| All-Time SEC Record (Win %) | 948-817-3 (.537) |
| SEC Championships (Last) | 11 (2016) |
| SEC Tournament Championships (Last) | 7 (2012) |
| NCAA Tournaments (Last) | 37 (2018) |
| NCAA Super Regionals (Last) | 8 (2018) |
| College World Series (Last) | 10 (2018) |

Pronunciation Guide

| | |
|-------------------|------------------------|
| Trysten Barlow | TRIS-ten |
| Hunter Blalock | BLAY-lock |
| Kale Breaux | BRO |
| Eric Cerantola | Sare-an-TOE-la |
| Jack Eagan | E-ginn (hard G) |
| Justin Foscue | Foss-Q |
| Jake Gautreau | Go-tro (both long O) |
| Rowdey Jordan | Rouw-D |
| Chris Lemonis | LUH-moan-iss |
| Jared Liebelt | LEE-belt |
| Christian MacLeod | Mc-CLOUD |
| Elijah MacNamee | Mac-NUH-me |
| Basiel Williams | Basil (like the spice) |



CHRIS LEMONIS

Head Coach | First Season at Mississippi State (Fifth Overall)



When Chris Lemonis stepped to the podium on June 25, 2018 at Dudy Noble Field to become the 18th head baseball coach in Mississippi State's storied history, a journey of nearly 40 years came full circle. The son of a 1973 State graduate, Lemonis resided in Starkville as a child and now returned to lead one of the perennial powerhouses in college baseball.

One of the top recruiters and player development coaches in the country, Lemonis has seen success at every coaching stop. After helping his alma mater, The Citadel, to five NCAA Regional appearances in 12 seasons as an assistant coach, Lemonis joined college teammate Dan McDonnell's staff at Louisville and quickly turned the Cardinals into a consistent Omaha contender. After helping Louisville to seven postseason berths in eight years, the 2013 American Baseball Coaches Association/Baseball America Assistant Coach of the Year headed to Indiana University to take his first head coaching job in 2015.

In his first season at the helm of Indiana, the Hoosiers found themselves in the NCAA Tournament and, after finishing third in the Big Ten standings during his second season, Lemonis became the first coach in program history to take IU to back-to-back NCAA Tournaments in years three and four. The 2018 Hoosiers took the No. 2 seed into the NCAA Austin Regional, falling in the regional final to eventual College World Series participant Texas. Three of IU's eight appearances in the NCAA Tournament came under Lemonis' watch.

Overall, Lemonis enters his 25th season as a collegiate coach in 2019, making three College World Series appearances as a coach, earning 15 NCAA tournament berths and aiding in three 50-win seasons. His pupils have earned 25 All-America honors, 12 Freshman All-America laurels and 65 have signed professional baseball contracts, with 14 getting the call up to Major League Baseball.

Owning a head coaching record of 141-91-2, Lemonis was also a part of nearly 800 wins as an assistant coach. During his time at Indiana, Lemonis' teams averaged 35.3 wins per season, including a 40-win campaign during his final season in Bloomington. He averaged 39.2 victories per year during his career in an assistant role, bolstered by a 44.9 wins-per-season average at Louisville. The Cardinals were college baseball's winningest program during that eight-year span.

Lemonis' 15 postseason appearances have spanned all three of his coaching stops, with five coming as an assistant at The Citadel, seven during his assistant coaching tenure at Louisville and three as the head coach at Indiana. The Cardinals advanced to the Super Regionals on four occasions, punching a ticket to Omaha three times.

Along with his success on the field, Lemonis has always held academics to the highest standard, as well. In his final season at Indiana, a program-record 16 baseball student-athletes were named to the Big Ten Spring Academic Honor Roll, while 26 Cardinal baseball student-athletes earned ACC Honor Roll selections during his final season in Louisville. Already at Mississippi State, Lemonis has shown his dedication to his student-athletes in the classroom, as the program posted a 3.04 GPA during the fall semester.

Lemonis not only understands what it takes to get to Omaha as a coach but also as a player. A 1992 graduate of The Citadel, Lemonis added a 1990 appearance in the College World Series as a student-athlete. The appearance makes the Bulldogs one of just three school in Southern Conference history (Duke, Wake Forest) and only current member of the conference to advance to Omaha.

A two-time All-Southern Conference honoree, Lemonis led The Citadel in home runs three times. During his senior season, Lemonis led the Bulldogs with a .367 average, 19 doubles, 52 runs, 10 home runs and 66 RBIs. A member of the 1993 All-Southern Conference Tournament team, Lemonis ranks among the top 15 all-time at The Citadel in RBIs (152), home runs (23) and slugging percentage (.538).

Lemonis' father, Thomas, was a 1973 Mississippi State graduate in electrical engineering, with Chris living in Starkville as a newborn during his father's time at State.

A native of Myrtle Beach, S.C., Lemonis and his wife, Jill, have two daughters, Marissa and Mackenzie.

Personal

| | |
|------------------|-----------------------------|
| Hometown: | Myrtle Beach, S.C. |
| Wife: | Jill Lemonis |
| Children: | Marissa & Mackenzie Lemonis |
| College: | The Citadel, 1992 |

Coaching Career

| | |
|-----------|----------------------------------|
| 2019- | Mississippi State Head Coach |
| 2015-18 | Indiana Head Coach |
| 2007-14 | Louisville Assistant Coach |
| 2003-06 | The Citadel Associate Head Coach |
| 1995-2002 | The Citadel Assistant Coach |

Lemonis Year-by-Year

As a Head Coach

| Yr. | School | Record | Postseason |
|---------------|---------------------|-----------------|-------------------------|
| 2019 | Mississippi State | 31-6 | -- |
| 2018 | Indiana | 40-19 | NCAA Regional |
| 2017 | Indiana | 34-24-2 | NCAA Regional |
| 2016 | Indiana | 32-24 | -- |
| 2015 | Indiana | 35-24 | NCAA Regional |
| Totals | Four Seasons | 172-97-2 | 3 NCAA Regionals |

As an Assistant Coach

| | | | |
|---------------|-------------------|----------------|--------------------------|
| 2014 | Louisville | 50-17 | College World Series |
| 2013 | Louisville | 51-14 | College World Series |
| 2012 | Louisville | 41-22 | NCAA Regional |
| 2011 | Louisville | 32-29 | |
| 2010 | Louisville | 50-14 | NCAA Regional |
| 2009 | Louisville | 47-18 | NCAA Super Regional |
| 2008 | Louisville | 41-21 | NCAA Regional |
| 2007 | Louisville | 47-24 | College World Series |
| 2006 | The Citadel | 34-27 | |
| 2005 | The Citadel | 25-34 | |
| 2004 | The Citadel | 39-28 | NCAA Regional |
| 2003 | The Citadel | 32-25 | |
| 2002 | The Citadel | 31-26 | |
| 2001 | The Citadel | 38-24 | NCAA Regional |
| 2000 | The Citadel | 39-20 | |
| 1999 | The Citadel | 41-20 | NCAA Regional |
| 1998 | The Citadel | 37-24 | NCAA Regional |
| 1997 | The Citadel | 37-21 | |
| 1996 | The Citadel | 33-26 | |
| 1995 | The Citadel | 39-21 | NCAA Regional |
| Totals | 20 Seasons | 784-455 | 15 NCAA Regionals |

Four NCAA Super Regionals
Three College World Series



Mississippi State When...

| | 2018 | 2019 |
|-------------------------------------|-------|-------|
| Overall | 39-29 | 31-6 |
| vs. Top-5 Teams | 10-1 | 2-1 |
| vs. Top-10 Teams | 10-1 | 3-1 |
| vs. Top-25 Teams | 18-18 | 8-5 |
| Non-Conference | 24-14 | 21-1 |
| SEC | 15-15 | 10-5 |
| SEC East | 5-7 | 4-2 |
| SEC West | 10-8 | 6-3 |
| At Home | 16-7 | 24-4 |
| On the Road | 10-17 | 5-2 |
| At Neutral Sites | 13-5 | 2-0 |
| In Day Games | 18-15 | 19-3 |
| In Night Games | 21-14 | 12-3 |
| vs. Teams .500 Or Better | 31-24 | 17-6 |
| vs. Teams Worse Than .500 | 8-5 | 14-0 |
| vs. Left-Handed Starter | 15-6 | 8-0 |
| vs. Right-Handed Starter | 24-23 | 23-6 |
| When Starter Receives Decision | 21-15 | 17-4 |
| When Reliever Receives Decision | 18-14 | 14-2 |
| When Starter Goes 5+ Innings | 25-12 | 17-4 |
| When Starter Goes <5 Innings | 14-17 | 14-2 |
| When Scoring First | 23-8 | 20-3 |
| When Opponent Scores First | 16-21 | 11-3 |
| When Leading After 6 Innings | 25-5 | 24-1 |
| When Trailing After 6 Innings | 7-22 | 3-4 |
| When Tied After 6 Innings | 7-2 | 4-1 |
| When Leading After 8 Innings | 32-3 | 29-0 |
| When Trailing After 8 Innings | 2-25 | 0-5 |
| When Tied After 8 Innings | 5-1 | 2-1 |
| In One-Run Games | 7-6 | 6-3 |
| In Two-Run Games | 10-1 | 4-1 |
| In 5+ Run Games | 17-9 | 18-2 |
| Series W-L-T | 6-7 | 7-1-0 |
| Series Sweeps/Times Swept | 3/2 | 3/-- |
| When Scoring 0-2 Runs | 1-14 | 0-4 |
| When Scoring 3-5 Runs | 10-13 | 6-2 |
| When Scoring 6-9 Runs | 13-1 | 12-0 |
| When Scoring 10+ Runs | 15-1 | 13-0 |
| Shutouts/Times Shut Out | 3/3 | 3/1 |
| In Extra Innings | 6-3 | 1-1 |
| When Opponent Scores 4 Runs Or Less | 25-8 | 22-3 |
| When Opponent Scores 5 Runs Or More | 14-21 | 9-3 |
| When Out-Hitting Opponent | 28-8 | 26-2 |
| When Out-Hit by Opponent | 7-20 | 3-3 |
| When Hits Are Equal | 4-1 | 2-1 |
| When Hitting A Home Run | 24-9 | 22-2 |
| When Opponent Hits A Home Run | 21-13 | 12-3 |
| When Errorless | 15-12 | 13-2 |
| When Committing One Error | 14-7 | 9-2 |
| When Committing 2+ Errors | 10-10 | 9-2 |
| When Opponent is Errorless | 9-14 | 6-5 |
| When Opponent Commits One Error | 17-11 | 8-0 |
| When Opponent Commits 2+ Errors | 13-4 | 17-1 |
| Game 1 of Weekend | 7-8 | 7-2 |
| Game 2 of Weekend | 9-6 | 7-2 |
| Game 3 of Weekend | 8-7 | 6-2 |
| Monday | 1-0 | -- |
| Tuesday | 4-2 | 4-0 |
| Wednesday | 6-3 | 7-0 |
| Thursday | 1-1 | 1-0 |
| Friday | 8-9 | 7-3 |
| Saturday | 10-8 | 7-3 |
| Sunday | 9-6 | 5-0 |

Uniform breakdown on page 6

NOTE: Rankings based on Baseball America poll.

How It Was Won

Below is a chart representing how the eventual game-winning run was recorded for Mississippi State in 2019.

| Gm | Opponent | Final | Player | Inn. | Outs | Play | Score at Time |
|-----|--------------------------|-------|------------------|------|------|---|---------------|
| 1. | Youngstown State | 14-3 | Tanner Allen | 8 | -- | RBI fielder's choice | 3-3 |
| 2. | Youngstown State | 14-2 | Justin Foscue | 1 | 1 | Sacrifice fly to right-center field | 2-2 |
| 3. | Youngstown State | 8-0 | Justin Foscue | 2 | -- | Solo home run | 0-0 |
| 4. | UAB | 3-2 | Jake Mangum | 7 | 2 | 2RBI single to right field | 1-2 |
| 5. | -- | -- | -- | -- | -- | -- | -- |
| 6. | Southern Miss | 8-1 | Jake Mangum | 2 | 2 | RBI single through the left side | 1-0 |
| 7. | Southern Miss | 4-3 | Tanner Allen * | 9 | 2 | RBI double down the right-field line | 3-3 |
| 8. | Jackson State | 17-4 | Justin Foscue | 3 | 2 | 2-run home run to left-center field | 3-0 |
| 9. | Southeastern Louisiana | 12-0 | Justin Foscue | 1 | 1 | Grand Slam to left field | 0-0 |
| 10. | vs. Sam Houston State | 5-4 | Justin Foscue | 8 | -- | Scored on a fielding error by the shortstop | 4-4 |
| 11. | vs. Texas Tech | 4-2 | Tanner Allen | 5 | 2 | Scored on a fielding error by the shortstop | 2-1 |
| 12. | East Carolina | 4-1 | Gunner Halter | 5 | 1 | RBI single through the right side | 1-0 |
| 13. | Arkansas-Pine Bluff | 14-1 | Marshall Gilbert | 2 | 1 | RBI single up the middle | 1-0 |
| 14. | Maine | 9-2 | Jordan Westburg | 5 | 1 | 3-run home run to left field | 1-0 |
| 15. | Maine | 5-1 | Dustin Skelton | 2 | -- | 2-run home run to left-center field | 1-0 |
| 16. | Maine | 9-8 | Elijah MacNamee | 8 | 2 | RBI single through the left side | 8-8 |
| 17. | Grambling | 18-1 | Josh Hatcher | 4 | 2 | RBI double to left-center field | 1-1 |
| 18. | at Florida | 6-5 | Elijah MacNamee | 9 | 1 | 2RBI double to left-center field | 4-2 |
| 19. | at Florida | 10-5 | Jordan Westburg | 7 | -- | RBI double to right-center field | 5-1 |
| 20. | -- | -- | -- | -- | -- | -- | -- |
| 21. | Little Rock | 15-4 | Elijah MacNamee | 2 | 1 | RBI fielder's choice | 4-4 |
| 22. | at Samford | 6-4 | Jake Mangum | 7 | 2 | RBI single through the left side | 4-4 |
| 23. | -- | -- | -- | -- | -- | -- | -- |
| 24. | Auburn | 15-2 | Dustin Skelton | 1 | 1 | RBI single to left-center field | 2-0 |
| 25. | Auburn | 20-15 | Jordan Westburg | 8 | 1 | RBI double to right-center field | 15-15 |
| 26. | Mississippi Valley State | 18-5 | Elijah MacNamee | 5 | -- | 2RBI single to center field | 5-5 |
| 27. | LSU | 6-5 | -- | -- | -- | -- | -- |
| 28. | -- | -- | -- | -- | -- | -- | -- |
| 29. | -- | -- | -- | -- | -- | -- | -- |
| 30. | ULM | 21-8 | Rowdey Jordan | 4 | 1 | RBI single to first base | 7-4 |
| 31. | at Tennessee | 6-3 | Tanner Allen | 11 | 2 | RBI single to left-center field | 3-2 |
| 32. | --- | --- | --- | --- | --- | --- | --- |
| 33. | at Tennessee | 7-5 | Jake Mangum | 6 | 2 | 2RBI double down the left-field line | 4-3 |
| 34. | South Alabama | 7-5 | Tanner Allen | 7 | 1 | 3-run home run to center field | 4-3 |
| 35. | Alabama | 6-0 | Brad Cumbest | 2 | 1 | RBI single to left field | 0-0 |
| 36. | Alabama | 9-1 | Rowdey Jordan | 4 | 1 | 2RBI single to left field | 0-0 |
| 37. | Alabama | 13-3 | Rowdey Jordan | 2 | 2 | RBI single through the right side | 3-0 |

* - Walk-off hit





Inside the Series

Series Notes

- Mississippi State and Texas Southern will meet of the second time in program history on Tuesday, with Mississippi State owning a victory in the only other meeting.
Overall Mississippi State leads 1-0
In Starkville Mississippi State leads 1-0
- State won an 11-6 decision over TSU on March 21, 2018, in the second of two midweek games that week. The night before, MSU toppled Alcorn State, 17-1.
- Against the Southwestern Athletic Conference (SWAC), the Diamond Dawgs own an all-time mark of 104-9 versus the current alignment of the conference.
- MSU's most common SWAC opponents are Alcorn State (16 meetings), Jackson State (60 meetings) and Mississippi Valley State (27 meetings).
- Already this season, State has defeated SWAC opponents Jackson State, 17-4, on Feb. 26, Arkansas-Pine Bluff, 14-1, on March 6, Grambling, 18-1, on March 13, and Mississippi Valley State, 18-5, on March 26.

Series History

| Year | Location | Result |
|-----------|------------|---------|
| 3/21/2018 | Starkville | W, 11-6 |

Week-by-Week Polls

| Week | BA | CB | D1 | BW | PG | USA | RPI |
|--------------------|----|----|----|----|----|-----|-----|
| Preseason | 9 | 27 | 14 | 13 | 17 | 15 | -- |
| Week 1 - Feb. 18 | 9 | 25 | 14 | 12 | 17 | -- | -- |
| Week 2 - Feb. 25 | 9 | 16 | 12 | 11 | 17 | -- | -- |
| Week 3 - March 4 | 8 | 8 | 7 | 7 | 6 | 8 | 64 |
| Week 4 - March 11 | 7 | 5 | 6 | 5 | 5 | 5 | 75 |
| Week 5 - March 18 | 2 | 2 | 2 | 2 | 2 | 4 | 39 |
| Week 6 - March 25 | 2 | 4 | 2 | 3 | 2 | 2 | 18 |
| Week 7 - April 1 | 5 | 10 | 8 | 9 | 6 | 8 | 28 |
| Week 8 - April 8 | 5 | 10 | 6 | T5 | 5 | 6 | 12 |
| Week 9 - April 15 | 3 | 3 | 3 | 3 | 2 | 2 | 10 |
| Week 10 - April 22 | | | | | | | |
| Week 11 - April 29 | | | | | | | |
| Week 12 - May 6 | | | | | | | |
| Week 13 - May 13 | | | | | | | |
| Week 14 - May 20 | | | | | | | |
| Week 15 - May 27 | | | | | | | |
| Final Poll | | | | | | | |

BA - Baseball America, CB - Collegiate Baseball Newspaper, D1 - D1Baseball, BW - National Collegiate Baseball Writers Association, PG - Perfect Game, USA - USA Today Coaches Poll, RPI - NCAA RPI

In The Polls

| Baseball America | | | Collegiate Baseball | | | D1Baseball | | | NCBWA | | | Perfect Game | | | USA Today/Coaches | | |
|-----------------------------|----------------|-----------|-----------------------------|----------------|-----------|-----------------------------|----------------|-----------|-----------------------------|----------------|-----------|-----------------------------|----------------|-----------|-----------------------------|----------------|-----------|
| 1. UCLA | 27-6 | 1 | 1. UCLA | 27-6 | 1 | 1. UCLA | 27-6 | 1 | 1. UCLA | 27-6 | 1 | 1. UCLA | 27-6 | 1 | 1. UCLA | 27-6 | 1 |
| 2. Stanford | 24-5 | 2 | 2. Stanford | 24-5 | 3 | 2. Oregon State | 25-8-1 | 4 | 2. Stanford | 24-5 | 4 | 2. Mississippi State | 31-6 | 5 | 2. Mississippi State | 31-6 | 6 |
| 3. Mississippi State | 31-6 | 5 | 3. Mississippi State | 31-6 | 10 | 3. Mississippi State | 31-6 | 6 | 3. Mississippi State | 31-6 | 5 | 3. Oregon State | 25-8-1 | 3 | 3. Stanford | 24-5 | 5 |
| 4. Georgia | 29-8 | 3 | 4. Oregon State | 25-8-1 | 5 | 4. Stanford | 24-5 | 5 | 4. Oregon State | 25-8-1 | 2 | 4. Stanford | 24-5 | 6 | 4. Oregon State | 25-8-1 | 3 |
| 5. Oregon State | 25-8-1 | 7 | 5. Georgia | 29-8 | 4 | 5. Georgia | 29-8 | 2 | 5. Vanderbilt | 27-9 | 7 | 5. Georgia | 29-8 | 2 | 5. Vanderbilt | 27-9 | 7 |
| 6. Vanderbilt | 27-9 | 6 | 6. Vanderbilt | 27-9 | 6 | 6. Vanderbilt | 27-9 | 7 | 6. Georgia | 29-8 | 3 | 6. Vanderbilt | 27-9 | 7 | 6. Georgia | 29-8 | 2 |
| 7. Louisville | 28-8 | 20 | 7. UC Santa Barbara | 27-5 | 14 | 7. Texas A&M | 27-10-1 | 10 | 7. Louisville | 28-8 | 12 | 7. NC State | 29-8 | 4 | 7. Louisville | 28-8 | 14 |
| 8. UC Santa Barbara | 27-5 | 19 | 8. Louisville | 28-8 | 20 | 8. Louisville | 28-8 | 20 | 8. Arkansas | 26-10 | 9 | 8. Texas A&M | 27-10-1 | 13 | 8. NC State | 29-8 | 4 |
| 9. NC State | 29-8 | 4 | 9. Arkansas | 26-10 | 7 | 9. NC State | 29-8 | 3 | 9. Texas A&M | 27-10-1 | 12 | 9. UC Santa Barbara | 27-5 | 16 | 9. Texas A&M | 27-10-1 | 12 |
| 10. Arkansas | 26-10 | 8 | 10. Texas A&M | 27-10-1 | 12 | 10. UC Santa Barbara | 27-5 | 23 | 10. UC Santa Barbara | 27-5 | 20 | 10. LSU | 24-13 | 8 | 10. Arkansas | 26-10 | 10 |
| 11. Texas A&M | 27-10-1 | 14 | 11. NC State | 29-8 | 2 | 11. Georgia Tech | 24-12 | 17 | 11. NC State | 29-8 | 5 | 11. Ole Miss | 25-12 | 10 | 11. UC Santa Barbara | 27-5 | 21 |
| 12. East Carolina | 25-10 | 10 | 12. Arizona State | 27-7 | 9 | 12. Arkansas | 26-10 | 12 | 12. North Carolina | 27-10 | 19 | 12. Arkansas | 26-10 | 11 | 12. Arizona State | 27-7 | 9 |
| 13. Georgia Tech | 24-12 | 18 | 13. East Carolina | 25-10 | 11 | 13. East Carolina | 25-10 | 8 | 13. LSU | 24-13 | 8 | 13. Louisville | 28-8 | 22 | 13. North Carolina | 27-10 | 18 |
| 14. Arizona State | 27-7 | 13 | 14. North Carolina | 27-10 | 21 | 14. LSU | 24-13 | 9 | 14. East Carolina | 25-10 | 10 | 14. North Carolina | 27-10 | 21 | 14. LSU | 24-13 | 8 |
| 15. LSU | 24-13 | 12 | 15. LSU | 24-13 | 8 | 15. Ole Miss | 25-12 | 11 | 15. Arizona State | 27-7 | 14 | 15. East Carolina | 25-10 | 9 | 15. East Carolina | 25-10 | 11 |
| 16. Texas Tech | 23-11 | 11 | 16. Clemson | 25-11 | 13 | 16. Arizona State | 27-7 | 13 | 16. Texas Tech | 23-11 | 11 | 16. Texas Tech | 23-11 | 12 | 16. Georgia Tech | 24-12 | 22 |
| 17. North Carolina | 27-10 | 21 | 17. Ole Miss | 25-12 | 16 | 17. North Carolina | 27-10 | 21 | 17. Ole Miss | 25-12 | 15 | 17. Georgia Tech | 24-12 | 20 | 17. Ole Miss | 25-12 | 15 |
| 18. Ole Miss | 25-12 | 15 | 18. Baylor | 24-10 | 17 | 18. Baylor | 24-10 | 24 | 18. Georgia Tech | 24-12 | 24 | 18. Connecticut | 23-13 | 25 | 18. Texas Tech | 23-11 | 13 |
| 19. Baylor | 24-10 | 25 | 19. Georgia Tech | 24-12 | 18 | 19. TCU | 22-12 | 19 | 19. Baylor | 24-10 | 23 | 19. Texas | 23-15 | 14 | 19. Baylor | 24-10 | 24 |
| 20. Texas | 23-15 | 9 | 20. TCU | 22-12 | 22 | 20. West Virginia | 22-13 | NR | 20. TCU | 22-12 | 21 | 20. Arizona State | 27-7 | 17 | 20. Clemson | 25-11 | 16 |
| 21. UC Irvine | 21-9 | 16 | 21. Louisiana Tech | 24-11 | NR | 21. Missouri | 25-12-1 | NR | 21. Clemson | 25-11 | 17 | 21. TCU | 22-12 | 23 | 21. TCU | 22-12 | 23 |
| 22. TCU | 22-12 | 23 | 22. Miami (Fla.) | 25-12 | NR | 22. Texas Tech | 23-11 | 15 | 22. Tennessee | 26-11 | 29 | 22. Auburn | 24-12 | 18 | 22. Tennessee | 26-11 | NR |
| 23. Clemson | 25-11 | 17 | 23. Texas Tech | 23-11 | 19 | 23. Miami (Fla.) | 25-12 | NR | 23. West Virginia | 22-13 | NR | 23. UC Irvine | 21-9 | 15 | 23. Auburn | 24-12 | 19 |
| 24. Auburn | 24-12 | 22 | 24. UC Irvine | 21-9 | 15 | 24. Clemson | 25-11 | 16 | 24. Miami (Fla.) | 25-12 | NR | 24. West Virginia | 22-13 | NR | 24. West Virginia | 22-13 | NR |
| 25. West Virginia | 22-13 | NR | 25. Florida | 24-14 | NR | 25. Tennessee | 26-11 | NR | 25. Texas | 23-15 | 18 | 25. Tennessee | 26-11 | NR | 25. Texas | 23-15 | 17 |
| | | | 26. Florida State | 22-13 | NR | | | | 26. Auburn | 24-12 | 22 | | | | | | |
| | | | 27. FAU | 24-11 | 24 | | | | 27. Missouri | 25-12-1 | NR | | | | | | |
| | | | 28. Miami (Ohio) | 29-6 | NR | | | | 28. Florida | 24-14 | 28 | | | | | | |
| | | | 29. Texas-Arlington | 24-13 | NR | | | | 29. UC Irvine | 21-9 | 16 | | | | | | |
| | | | 30. Nebraska | 20-10 | NR | | | | 30. Coastal Carolina | 23-13-1 | 26 | | | | | | |

2019 Opponents in Bold



Mangum's Record Watch

Career Hits - Mississippi State

| Player (Seasons) | Hits |
|--------------------------------------|------------|
| 1. Jake Mangum (2016-present) | 344 |
| 2. Jeffrey Rea (2004-07) | 335 |
| 3. Richard Lee (1995-98) | 328 |
| 4. Travis Chapman (1997-2000) | 327 |
| 5. Steve Gendron (2001-04) | 316 |

Career Hits - Southeastern Conference

| Player (Seasons) | Hits |
|---|------------|
| 1. Eddy Furniss, LSU (1995-98) | 352 |
| 2. Jake Mangum, Mississippi State (2016-present) | 344 |
| 3. Preston Tucker, Florida (2009-12) | 341 |
| Jay Waggoner, Auburn (1992-95) | 341 |
| 5. Jeffrey Rea, Mississippi State (2004-07) | 335 |
| 6. Taylor Dugas, Alabama (2009-12) | 334 |
| 7. Blake Dean, LSU (2007-10) | 332 |
| 8. Richard Lee, Mississippi State (1995-98) | 328 |
| 9. Travis Chapman, Mississippi State (1997-00) | 327 |
| Jason Williams, LSU (1993-96) | 327 |
| 11. Andy Phillips, Alabama (1996-99) | 322 |
| 12. Mark Ellis, Florida (1996-99) | 319 |
| 13. Steve Gendron, Mississippi State (2001-04) | 316 |
| 14. Chris Burke, Tennessee (1999-01) | 314 |
| 15. Brent Boyd, Alabama (1999-02) | 313 |

Batting Average

| Player (Seasons) | H-AB | Avg. |
|--------------------------------------|----------------|-------------|
| 1. Will Clark (1983-85) | 209-34 | .391 |
| 2. Mark Gillaspie (1980-81) | 139-362 | .384 |
| 3. Rafael Palmeiro (1983-85) | 268-720 | .372 |
| 4. Jimmy Bragan (1948-50) | 86-233 | .369 |
| 5. Jackie Parker (1953-54) | 52-142 | .366 |
| Tommy Raffo (1987-90) | 278-760 | .366 |
| 7. Jake Mangum (2016-present) | 344-944 | .364 |
| 8. Braxton Nail (1952-55) | 55-152 | .362 |
| 9. Dan Paradoa (1986-87) | 159-441 | .361 |
| 10. Brian Wiese (1996-99) | 242-674 | .359 |

Career At-Bats

| Player (Seasons) | At-Bats |
|--------------------------------------|------------|
| 1. Jeffrey Rea (2004-07) | 998 |
| 2. Steve Gendron (2001-04) | 994 |
| 3. Matthew Maniscalco (2000-03) | 993 |
| 4. Richard Lee (1995-98) | 967 |
| 5. Jake Mangum (2016-present) | 944 |
| 6. Burke Masters (1987-90) | 937 |
| 7. Travis Chapman (1997-2000) | 919 |
| 8. Brad Hildreth (1986-89) | 877 |
| 9. Brad Freeman (1995-98) | 870 |
| 10. Rex Buckner (1990-93) | 837 |

Career Runs

| Player (Seasons) | Runs |
|--------------------------------------|------------|
| 1. Dan Van Cleve (1981-85) | 232 |
| 2. Burke Masters (1987-90) | 227 |
| 3. Rafael Palmeiro (1983-85) | 224 |
| 4. Travis Chapman (1997-2000) | 221 |
| 5. Richard Lee (1995-98) | 219 |
| 6. Jeffrey Rea (2004-07) | 207 |
| 7. Brad Winkler (1980-83) | 203 |
| 8. Jake Mangum (2016-present) | 200 |
| 9. Matthew Maniscalco (2000-03) | 197 |
| 10. Brad Freeman (1995-98) | 192 |

Mangum's Mastery

Mangum Eyes SEC Hits Record

- Senior **Jake Mangum** sits at 344 career hits and is just nine hits shy of the SEC career hits record, which currently belongs to LSU's **Eddy Furniss** (352; 1995-98).
- The SEC career hits record will be closely watched by both MSU and LSU fans all season, as Tiger's senior **Antoine Duplantis** has 309 career hits.
- His career total of 344 him Mississippi State's Hit King, as he passed **Jeffrey Rea** (335; 2004-07) with his third hit in the series opening victory at Tennessee on April 5.
- For his career, Mangum averages 1.48 hits per game.
- The NCAA record books lists the top 13 student-athletes in career hits, with a tie for No. 12 between **Sonny Meade** (The Citadel, 2006-09) and **Chris Campbell** (College of Charleston, 2004-07) at 355 career hits.

Career Hits - NCAA

| | |
|--|-----|
| 1. Phil Stephenson, Wichita State (1979-82) | 418 |
| 2. Khalil Greene, Clemson (1999-2002) | 403 |
| 3. Steve Stanley, Notre Dame (1999-2002) | 385 |
| 4. John Fishel, Cal State Fullerton (1982-85) | 379 |
| 5. Jim Thomas, Wichita State (1979-82) | 373 |
| 6. Tim Raley, Wichita State (1984-87) | 370 |
| 7. John Gall, Stanford (1997-2000) | 368 |
| 8. Jake Weber, NC State (1995-98) | 366 |
| 9. Philip Hartig, The Citadel (1998-2001) | 360 |
| 10. Gary Cooper, BYU (1983-86) | 359 |
| 11. Sam Fuld, Stanford (2001-04) | 356 |
| 12. Sonny Meade, The Citadel (2006-09) | 355 |
| 13. Chris Campbell, Col. of Charleston (2004-07) | 355 |

Leading Off

- Senior **Jake Mangum** has played in 232 career games and hit in the leadoff spot in 189 of those contests.
- In 189 at bats to start a game (bottom or top of the first inning), Mangum has been a true table setter on 60 occasions.
- With 60 hits in the first plate appearance of the game, Mangum has collected a hit in 32% of his game-starting appearances.
- Add in his 13 walks and four hit-by-pitch and Mangum has been on base after his first plate appearance 41% of the time.

Mangum's Milestones

- As senior Jake Mangum moves up the Mississippi State and Southeastern Conference career hits charts, below are his milestone hits.
 - 1st hit - Alcorn State, March 11, 2016
 - 8th career game
 - 100th hit - Indiana State, Feb. 25, 2017
 - 70th career game (62 game between)
 - 200th hit - Southeastern Louisiana, March 14, 2018
 - 144th career game (74 games between)
 - 300th hit - Grambling, March 13, 2019
 - 212th career game (68 games between)
 - 336th hit - at Tennessee, April 5, 2019 (MSU Record)
 - 226th career game

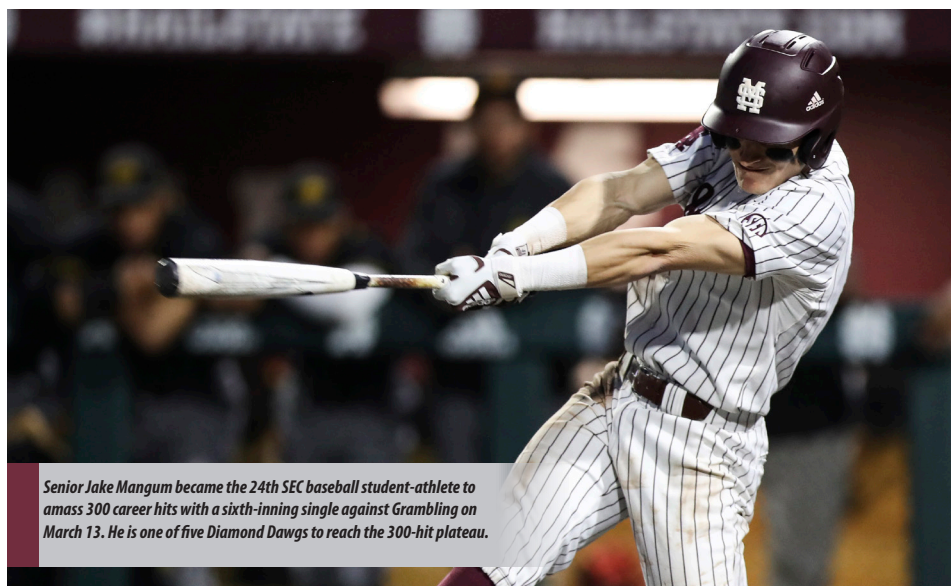
NCAA Active Leaders

- Senior **Jake Mangum** currently leads all active NCAA Division I baseball student-athletes in hits at 344, while the Pearl, Mississippi native is also among the top 25 in nine other categories.


| Rank | Statistic | Value |
|------|-----------------|-------|
| 1 | Hits | 344 |
| 2 | At Bats | 944 |
| 3 | Games Played | 232 |
| 3 | Runs | 200 |
| 3 | Doubles | 66 |
| 4 | Total Bases | 445 |
| 11 | Batting Average | 0.364 |
| 13 | Hit by Pitch | 38 |
| 24 | Stolen Bases | 53 |
| 27 | Triples | 10 |

Reaching Base

- In 37 games in 2019, senior **Jake Mangum** has reached base safely in 34 of those.
- The senior owns at least one hit in 179 of 213 games started (84.0%), 187 of 228 games with at least one plate appearances (82.0%) and 187 of 232 games played (80.6%)
- Has reached base in 194 of 213 games started (91.0%), 204 of 228 games with at least one plate appearances (89.4%) and 204 of 232 games played (87.9%)
- Along those same lines, Mangum has posted 100 career multi-hit games, which gives him multiple hits in 43% of his career games played.



Senior Jake Mangum became the 24th SEC baseball student-athlete to amass 300 career hits with a sixth-inning single against Grambling on March 13. He is one of five Diamond Dawgs to reach the 300-hit plateau.



Mississippi State is HitU

- With a sixth-inning single against Grambling on March 13, senior **Jake Mangum** joined an exclusive group of Southeastern Conference baseball student-athletes.
- That hit pushed Mangum into the 300-hit club, making him one of just 25 SEC baseball student-athletes to reach the mark, including one of five Diamond Dawgs.
- Mangum joins the following MSU student-athletes to post 300 hits;
Jake Mangum (344; 2016-present)
 Jeffery Rae (335; 2004-07)
 Richard Lee (328; 1995-98)
 Travis Chapman (327; 1997-2000)
 Steve Gendron (316; 2001-04)
- While LSU (6) and Alabama (5) also have at least five student-athletes among the top 25 all-time hit leaders, State holds the distinction of all five 300-hit club members ranking in the top-15.
- With Rae, Lee, Chapman, Gendron and Mangum each sitting among the top-15 in SEC career hits, no other SEC school has more than three. Alabama and LSU each have three, Florida has two, while Auburn and Tennessee have one apiece.

Mangum Goes for 100

- Senior **Jake Mangum** became the fifth Diamond Dawg in program history to collect 100 hits in a season during the 2018 campaign.
- "The Mayor" posted 101 hits, the fourth-most in a single-season in MSU history.
- His 100-hit season was the first since **Adam Frazier** did it during the 2013 campaign, logging a school-record 107 hits.
- The complete list of Bulldogs with 100-plus hits in a season is below;
 Adam Frazier (107; 2013)
 Brian Wiese (103; 1998)
 Tommy Raffo (102; 1989)
Jake Mangum (101; 2018)
 Richard Lee (100; 1997)

Mangum's Record Watch (cont.)

Career Doubles

| <i>Player (Seasons)</i> | <i>Doubles</i> |
|-----------------------------------|----------------|
| 1. Travis Chapman (1997-2000) | 71 |
| 2. Richard Lee (1995-98) | 66 |
| Jake Mangum (2016-present) | 66 |
| 4. Pete Young (1987-89) | 56 |
| 5. Dan Van Cleve (1981-85) | 55 |

Career Triples

| <i>Player (Seasons)</i> | <i>Triples</i> |
|-----------------------------------|----------------|
| 1. Mike Kelley (1976-79) | 20 |
| 2. Ted Milton (1969-72) | 14 |
| 3. Brad Winkler (1980-83) | 12 |
| 4. Matthew Maniscalco (2000-03) | 11 |
| 5. Rex Buckner (1990-93) | 10 |
| Jeff Butts (2003-06) | 10 |
| Ryan Collins (2008-11) | 10 |
| Jake Mangum (2016-present) | 10 |
| 9. Cody Brown (2014-17) | 9 |
| Gator Thiesen (1984-85) | 9 |
| Tracy Echols (1986-87,89-90) | 9 |
| Jeffrey Rea (2004-07) | 9 |

Career Total Bases

| <i>Player (Seasons)</i> | <i>Total Bases</i> |
|--------------------------------------|--------------------|
| 1. Richard Lee (1995-98) | 544 |
| 2. Rafael Palmeiro (1983-85) | 530 |
| 3. Travis Chapman (1997-2000) | 482 |
| 4. Tommy Raffo (1987-90) | 477 |
| 5. Connor Powers (2007-10) | 471 |
| 6. Matthew Maniscalco (2000-03) | 468 |
| 7. Jon Knott (1998-2001) | 460 |
| 8. Jake Mangum (2016-present) | 445 |
| 9. Will Clark (1983-85) | 433 |
| 10. Tracy Echols (1986-87,89-90) | 420 |

Career Stolen Bases

| <i>Player (Seasons)</i> | <i>Stolen Bases</i> |
|--------------------------------------|---------------------|
| 1. Mike Kelley (1976-79) | 79 |
| 2. Dan Van Cleve (1981-85) | 70 |
| 3. Brad Winkler (1980-83) | 60 |
| 4. Dave Klipstein (1979-82) | 54 |
| Grant Hogue (2008-09) | 54 |
| 6. Jake Mangum (2016-present) | 53 |
| 7. Pete White (1980-83) | 51 |
| 8. Matthew Maniscalco (2000-03) | 46 |
| Jacob Robson (2013-16) | 46 |
| 10. Jeffrey Rea (2004-07) | 43 |

Career Games Played

| <i>Player (Seasons)</i> | <i>Games Played</i> |
|--------------------------------------|---------------------|
| 1. Burke Masters (1987-90) | 251 |
| 2. Richard Lee (1995-98) | 248 |
| Travis Chapman (1997-2000) | 248 |
| 4. Brad Freeman (1995-98) | 246 |
| Matthew Maniscalco (2000-03) | 246 |
| 6. Steve Gendron (2001-04) | 242 |
| 7. Rex Buckner (1990-93) | 240 |
| 8. Brad Hildreth (1986-89) | 237 |
| Tracy Echols (1986-87,89-90) | 237 |
| 10. Jeffrey Rea (2004-07) | 236 |
| --- | --- |
| -- Jake Mangum (2016-present) | 232 |

Hitting Totals/Streaks

| MULTI-HIT GAMES | 2 | 3 | 4 | 5+ | 2019 | Career |
|------------------|-----------|-----------|----------|----------|------------|-----------|
| Jake Mangum | 13 | 3 | 3 | 2 | 21 | 100 |
| Justin Foscue | 12 | 4 | 1 | -- | 17 | 27 |
| Jordan Westburg | 12 | 4 | 1 | -- | 17 | 24 |
| Elijah MacNamee | 13 | 2 | -- | -- | 15 | 39 |
| Tanner Allen | 8 | 4 | 1 | -- | 13 | 37 |
| Rowdey Jordan | 5 | 4 | 1 | -- | 10 | 30 |
| Dustin Skelton | 6 | 2 | 1 | -- | 9 | 20 |
| Josh Hatcher | 5 | -- | -- | -- | 5 | 17 |
| Gunner Halter | 4 | 1 | -- | -- | 5 | 5 |
| Marshall Gilbert | 4 | -- | -- | -- | 4 | 12 |
| Brad Cumbest | 1 | 2 | -- | -- | 3 | 3 |
| Luke Hancock | 1 | -- | -- | -- | 1 | 1 |
| Hayden Jones | 1 | -- | -- | -- | 1 | 1 |
| Landon Jordan | 1 | -- | -- | -- | 1 | 1 |
| TEAM | 86 | 26 | 8 | 2 | 122 | -- |

| MULTI-RBI GAMES | 2 | 3 | 4 | 5+ | 2019 | Career |
|------------------|-----------|-----------|----------|----------|-----------|-----------|
| Jordan Westburg | 4 | 4 | 2 | 1 | 11 | 18 |
| Justin Foscue | 6 | 1 | 3 | -- | 10 | 16 |
| Jake Mangum | 8 | 2 | -- | -- | 10 | 29 |
| Elijah MacNamee | 7 | 2 | -- | 1 | 10 | 26 |
| Rowdey Jordan | 6 | 1 | 1 | -- | 8 | 18 |
| Tanner Allen | 4 | 1 | 1 | 2 | 8 | 16 |
| Dustin Skelton | 2 | 3 | -- | 2 | 7 | 13 |
| Luke Hancock | 1 | 1 | -- | -- | 2 | 2 |
| Hayden Jones | 2 | -- | -- | -- | 2 | 2 |
| Landon Jordan | 2 | -- | -- | -- | 2 | 2 |
| Josh Hatcher | 2 | -- | -- | -- | 2 | 8 |
| Gunner Halter | 2 | -- | -- | -- | 2 | 2 |
| Brad Cumbest | 1 | -- | -- | -- | 1 | 1 |
| Marshall Gilbert | -- | 1 | -- | -- | 1 | 6 |
| TEAM | 47 | 16 | 7 | 6 | 76 | -- |

| HITTING STREAKS | Current | 2019 Long | Career |
|------------------|---------|-----------|--------|
| Jake Mangum | 17 | 17 | 27 * |
| Dustin Skelton | 4 | 13 | 13 |
| Elijah MacNamee | 3 | 12 | 12 |
| Justin Foscue | 9 | 9 | 9 |
| Jordan Westburg | 5 | 8 | 8 |
| Josh Hatcher | -- | 6 | 6 |
| Rowdey Jordan | 5 | 5 | 7 |
| Gunner Halter | 2 | 5 | 5 |
| Tanner Allen | 5 | 5 | 11 |
| Landon Jordan | -- | 4 | 4 |
| Hayden Jones | -- | 3 | 3 |
| Luke Hancock | -- | 3 | 3 |
| Marshall Gilbert | 2 | 3 | 6 |
| Brad Cumbest | -- | 2 | 2 |
| Bryce Brock | 1 | 1 | 1 |
| --- | | | |
| Cole Gordon | -- | -- | 3 |
| Spencer Price | 1 | -- | 1 |

| REACHED BASED | CURRENT | 2019 | CAREER |
|------------------|---------|------|--------|
| Elijah MacNamee | 3 | 28 | 31 |
| Dustin Skelton | 21 | 21 | 21 |
| Justin Foscue | 17 | 17 | 17 |
| Jake Mangum | 17 | 17 | 27 * |
| Gunner Halter | 2 | 17 | 17 |
| Jordan Westburg | 5 | 15 | 15 |
| Tanner Allen | 5 | 9 | 11 |
| Rowdey Jordan | 5 | 7 | 9 |
| Hayden Jones | -- | 7 | 7 |
| Marshall Gilbert | 6 | 6 | 6 |
| Josh Hatcher | -- | 6 | 8 |
| Landon Jordan | -- | 5 | 5 |
| Luke Hancock | 1 | 5 | 5 |
| Brad Cumbest | -- | 3 | 3 |
| Bryce Brock | 1 | 1 | 1 |
| --- | | | |
| Cole Gordon | -- | -- | 4 |
| Spencer Price | 1 | -- | 1 |

* - Mangum's 27-game hit and reached-base streak spanned the 2016 and 2017 seasons. His career-best single season hitting streak is 14 games, doing so during both the 2017 & 2018 seasons. He reached base in 20-straight games during the 2016 campaign.

News and Notes

Fastest to 30

- Mississippi State was the first Division I program to win 30 games during the 2019 season, claiming with No. 30 on Saturday, April 13 versus Alabama.
- The next afternoon, State claimed win No. 31 on the season and ended week No. 9 as the only 30-win program in the country.
- Winning the 30th game of the year in overall contest 36 equals the 1989 squad as the fastest team to 30 wins in a season in program history.

Moving Up the Rankings

- After a weekend series win at No. 4 Florida to open the Southeastern Conference schedule, Mississippi State moved into No. 2 nationally in five of the six major polls.
- MORE ON PAGE 5**
- Entering week 10 of the season, MSU is among the top five in each of the six major polls.
 - The No. 2 ranking was the highest since the program ascended No. 1 during the 14th week of the 2016 campaign. On May 23, 2016, MSU ranked No. 1 in the Collegiate Baseball, National Collegiate Baseball Writers Association and Perfect Game polls.
 - The top two after week five had a bit of history with the rankings, as UCLA defeated MSU in the 2013 NCAA national championship series, with the Bruins finishing the year No. 1 and the Bulldogs ending the season at No. 2.

Best Start Since...

- Through its first 26 games, MSU piled up an 23-3 record with eight wins against teams ranked in the Baseball America Top 25.
 - State toppled No. 21 Southern Miss (twice), No. 8 Texas Tech No. 14 East Carolina, No. 4 Florida (twice) and No. 16 Auburn (twice) to that point in 2019.
 - The 23-3 record was the best 26-game start since 1979, when the Diamond Dawgs started the year 29-3.
 - The 2019 start included a 14-game winning streak that ran from Feb. 23-March 16. The streak is tied for the fourth-longest run in program history;
- | | |
|-----------|------------------------------------|
| 18 | 2006 |
| 17 | 2013 |
| 15 | 1987 |
| 14 | 1985, 2019 |
| 13 | 1970, 1976, 1979, 1981, 1999, 2015 |

Fans Showing Out

- The Mississippi State baseball program has the best fans in the country and they are showing up in large numbers thus far in 2019 to open the "New Dude" in style.
 - Through 26 home dates, MSU is averaging 8,629 in home attendance. The school record for average attendance is 8,127, which came during 2014 season.
 - That average is helped by six crowds of 10,000-plus, which are already the second-most in a single season in program history with eight regular season home games left.
 - Here is a list of most 10,000-plus crowds in a single season;
- | | |
|----------|-------------|
| 8 | 2016 |
| 6 | 2019 |
| 5 | 2013 |
| 4 | 2014, 2007 |
| 3 | 2017, 2000 |

Scoring in Bunches

- After scoring 35 runs in the final two games of a home series with then-No. 16 Auburn, Mississippi State piled up 18 runs against Mississippi Valley State in its next game.
- The three-straight games with 15-plus runs marked just the fourth time in program history that State had scored 15 or more runs in three straight.
- It was the first time since 1998 that MSU scored at least 15 runs in three-straight contests. The complete list is below.

| | | |
|------|--------------------|----------|
| 2019 | No. 16 Auburn | W, 15-2 |
| | No. 16 Auburn | W, 20-15 |
| | Miss. Valley State | W, 18-5 |
| 1998 | Miss. Valley State | W, 27-1 |
| | Alcorn State | W, 18-4 |
| | Jackson State | W, 18-0 |
| 1997 | Jackson State | W, 20-0 |
| | Jackson State | W, 19-1 |
| | Alcorn State | W, 16-1 |
| 1997 | Southern Miss | W, 16-12 |
| | Southern Miss | W, 20-2 |
| | at Ole Miss | W, 21-6 |

Putting Up 20

- Mississippi State piled up 21 hits and scored 20 runs in a series-clinching win on Sunday, March 24 against Auburn to mark the first 20-run game since scoring 27 against Alcorn State on April 20, 2010 in a 27-4 win.
- The 20-run outburst was the largest in an SEC contest since ranking up 20 runs against Florida in a 20-7 win on May 5, 2000.
- The 35 combined runs were the most in a game since MSU and Kentucky scored 39 runs on April 19, 2009.
- Furthermore, below is a list of 20-run games for Mississippi State in a Southeastern Conference game since 1933;

| | | |
|-----------|---------------|------------------|
| 29 | Kentucky | 1941 |
| 28 | at Kentucky | 1989 |
| 27 | Ole Miss | 1983 |
| 27 | Vanderbilt | 1956 |
| 26 | LSU | 1978 |
| 26 | LSU | 1942 |
| 25 | at Vanderbilt | 4/6/1997 |
| 25 | Georgia | 1988 |
| 25 | LSU | 1934 |
| 22 | Georgia | 1990 |
| 22 | at Tulane | 1958 |
| 22 | Tulane | 1950 |
| 21 | at Ole Miss | 4/25/1997 |
| 21 | at Tulane | 1946 |
| 20 | Auburn | 3/24/2019 |
| 20 | Florida | 5/5/2000 |
| 20 | at Tulane | 1955 |



Back-to-Back 15s in SEC Play

- Mississippi State rebounded from a 6-5 series-opening loss to then-No. 16 Auburn with 35 runs in the next two contests. State won the series with a 15-2 win on Saturday and a 20-15 victory on Sunday.
- In 85 seasons of playing baseball in the SEC, Mississippi State has scored 15-plus runs in back-to-back games just three other times.

| | | |
|------|---------------|-------------------|
| 2019 | No. 16 Auburn | W, 15-2 |
| | No. 16 Auburn | W, 20-15 |
| 2000 | at LSU | W, 15-13 |
| | at LSU | L, 15-18 |
| 1997 | at Vanderbilt | W, 15-5 |
| | at Vanderbilt | W, 25-13 (7 inn.) |
| 1953 | Tulane | W, 16-4 |
| | LSU | W, 16-7 |

NOTE: State began SEC play in 1933 as a charter member of the conference, but did not compete during the 1944 or 1945 seasons.

Ks For Days

- The first five outs recorded by Mississippi State in 2019 came via the strikeout and Bulldog pitchers amassed 43 Ks during the opening weekend of the season.
- That strikeout total is the highest three-game series total since at least 2005.
- MSU also posted 40-plus strikeouts in a three-game set versus LSU, racking up 41 strikeouts.
- Along those lines, the Bulldogs amassed double-digit strikeouts in each of the first nine games, marking the longest stretch to start a season since at least 2007.
- Overall, State has piled up 10-plus strikeouts in 28 of 37 games in 2019.
- Redshirt-junior **Ethan Small** entered the week No. 2 nationally with an SEC-best 94 strikeouts through the first nine weeks of the season. He has racked up those Ks while walking just 15 batters. **MORE ON PAGE 25**
- Freshman **JT Ginn** owns 64 strikeouts in his nine starts to enter the 10th week of the season at No. 8 in the SEC, including a career-best 11 at No. 4 Florida in his first-career SEC start.
- The bullpen has struck out 203 batters in 168 innings of work, with 10 of 14 relievers fanning at least 10 batters in a relief role, while five of those relievers have 20-plus strikeouts. **MORE ON PAGE 25**

Foscue Hitting Long Ball

- In 2018, **Justin Foscue** hit three home runs, with each of them coming on the road. In 2019, Foscue hit his fourth home run in the ninth game of the season.
- After hitting all of his homer runs away from a season ago, Foscue enjoy the New Dude, hitting nine of his 10 long balls in front of the home crowd in 2019.
- With is 10th home run of the season versus South Alabama on April 10, Foscue became the first Diamond Dawg to reach double-digits in home runs since **Brent Rooker** (23; 2017).

Starting with a Sweep

- Mississippi State opened the 2019 season with a three-game sweep of Youngstown State, marking the first time since 2015 the Bulldogs swept a series to open a season.
- In all, State has opened a season with a perfect home weekend on 13 occasions since 1990, when most college teams began starting the season with weekend series.
- More recently, State was unblemished on the first weekend of a season at home in 2015 (Cincinnati/Miami (Ohio)), 2013 (Portland), 2011 (Akron/Lamar) and 2010 (Rhode Island).
- Other seasons include; 2007, 2006, 2005, 2004, 2001, 1999, 1995, 1994.
- Of the 30 seasons since 1990, State has opened the year at home on 22 occasions.

Uni Watch

- Mississippi State has six different uniform combinations for the 2019 campaign and below is a look at how they have fared in each garb;
- | | |
|----------------------|-----|
| Black '85s | 5-0 |
| Maroon '85s | 8-2 |
| White '85s | 5-0 |
| White Block State | 5-1 |
| Grey Sleeveless | 1-0 |
| White Pinstripes | 4-1 |
| Grey Pinstripes | 2-2 |
| Alex Wilcox Uniforms | 1-0 |

2019 SEC Breakdown

Overall Standings

SEC East

| | | | | | | |
|----------------|-------|------|-----|---------|------|----|
| Georgia | 10-5 | .667 | -- | 29-8 | .784 | W1 |
| Vanderbilt | 9-6 | .600 | 1.0 | 27-9 | .750 | L1 |
| Missouri | 7-7-1 | .500 | 2.5 | 25-12-1 | .671 | W2 |
| Florida | 6-9 | .400 | 4.0 | 24-14 | .632 | W1 |
| Tennessee | 6-9 | .400 | 4.0 | 26-11 | .703 | L1 |
| Kentucky | 4-11 | .267 | 6.0 | 20-16 | .556 | W2 |
| South Carolina | 4-11 | .267 | 6.0 | 21-15 | .583 | L1 |

SEC West

| | | | | | | |
|-------------------|-------|------|-----|---------|------|----|
| Mississippi State | 10-5 | .667 | -- | 31-6 | .838 | W5 |
| Texas A&M | 9-5-1 | .633 | 0.5 | 27-10-1 | .724 | W1 |
| Arkansas | 9-6 | .600 | 1.0 | 26-10 | .722 | W1 |
| Ole Miss | 9-6 | .600 | 1.0 | 25-12 | .676 | L2 |
| LSU | 9-6 | .600 | 1.0 | 24-13 | .649 | L2 |
| Auburn | 8-7 | .533 | 2.0 | 24-12 | .667 | L1 |
| Alabama | 4-11 | .267 | 6.0 | 23-14 | .622 | L3 |

This Week in the SEC...

Tuesday, April 16

| | |
|-------------------------------------|---------------------------------|
| Jacksonville at Florida | 6:00 p.m. (SECN+) |
| Auburn at Georgia Tech | 6:00 p.m. (ACC Network Extra) |
| Morehead State at Tennessee | 6:00 p.m. (SECN+) |
| Louisville at Kentucky | 6:30 p.m. (SECN+) |
| Clemson at Georgia | 7:00 p.m. (SEC Network) |
| South Carolina vs. North Carolina | 7:00 p.m. [Charlotte, N.C.] |
| Alabama at UAB | 7:30 p.m. |
| Arkansas-Pine Bluff at Arkansas | 7:30 p.m. (SECN+) |
| Memphis at Ole Miss | 7:30 p.m. (SECN+) |
| Texas Southern at Mississippi State | 7:30 p.m. (SECN+) |
| Missouri at Missouri State | 7:30 p.m. |
| Texas A&M at Houston | 7:30 p.m. |
| Indiana State at Vanderbilt | 7:30 p.m. (SECN+) |
| LSU vs. UL-Lafayette | 8:00 p.m. [Metairie, La.] (CST) |

Weekend Series Schedule

| | |
|-------------------------------|-----------|
| Vanderbilt at Alabama | F-Sa.-Su. |
| Mississippi State at Arkansas | T-F-Sa. |
| Ole Miss at Auburn | T-F-Sa. |
| Florida at LSU | T-F-Sa. |
| Missouri at Georgia | T-F-Sa. |
| Tennessee at Kentucky | T-F-Sa. |
| Texas A&M at South Carolina | T-F-Sa. |





Career Reliever Lists

Career Saves

| Player (Seasons) | Saves |
|--|-----------|
| 1. Jonathan Holder (2012-13) | 37 |
| 2. Van Johnson (1995-98) | 29 |
| 3. Scott Tanksley (1993-95) | 24 |
| 4. Caleb Reed (2009-12) | 21 |
| 5. Pete Young (1987-89) | 19 |
| 6. Jay Powell (1991-93) | 17 |
| 7. Bryan Hardwick (1979-80, 1982) | 16 |
| 8. Adam Larson (1999-2001) | 15 |
| 9. Spencer Price (2017-present) | 14 |
| Aaron Weatherford (2006-08) | 14 |
| 11. Jonathan Papelbon (2001-03) | 13 |
| Cole Gordon (2016-present) | 13 |

Career Relief Appearances

| Player (Seasons) | RA |
|-------------------------------------|-----------|
| 1. Van Johnson (1995-98) | 115 |
| 2. Jon Harden (1989-92) | 110 |
| 3. Caleb Reed (2009-12) | 92 |
| 4. Ross Mitchell (2012-15) | 86 |
| 5. Jonathan Holder (2012-14) | 81 |
| 6. Chad Gironi (2010-13) | 78 |
| 7. Scott Tanksley (1993-95) | 75 |
| 8. Pete Young (1987-89) | 72 |
| 9. Scott Polk (1995-99) | 71 |
| Saunders Ramsey (2002-05) | 71 |
| --- | |
| -- Riley Self (2017-present) | 62 |

Lemonis Wins No. 1

- Head coach **Chris Lemonis** earned his first Mississippi State victory in his first game as head coach, joining eight other Bulldog skippers to accomplish the feat.
- Lemonis joins **John Cohen, Jimmy Bragan, Paul E. Gregory, S.L. Robinson, F.P. Plass, S.A. Jehl, S.W. Scales** and **G.C. Creelman**, who each won their first games as the Maroon and White's head coach.
- Ron Polk** won the first game of his second stint as the MSU skipper in 2002. However, Polk dropped his MSU debut, 2-1, to Louisiana Tech in 1976.
- Of the nine coaches to win their first game, Lemonis joins Creelman and Robinson as the only three to start 4-0 or better. Creelman won his first 14 games over five seasons and was 15-0-3 before suffering his first loss, while Robinson started 6-0 in 1919. Lemonis began the season 4-0.

Big League Talent

- Mississippi State is great at turning out major league talent, with 59 Diamond Dawgs reaching the highest level of the sport, but it is also great at keeping student-athletes from the draft.
- The 2019 roster features eight Bulldogs that have been drafted, including two with multiple selections in the Major League Baseball First Year Player Draft.
- A complete list is below;

| Name (Pos.) | Year | Round | Organization |
|----------------------|------|-------|----------------------|
| Tanner Allen (IF/OF) | 2017 | 36th | Chicago Cubs |
| Eric Cerantola (LHP) | 2018 | 30th | Tampa Bay Rays |
| JT Ginn (RHP/IF) | 2018 | 1st | Los Angeles Dodgers |
| Gunner Halter (IF) | 2017 | 22nd | Toronto Blue Jays |
| | 2018 | 26th | Cleveland Indians |
| Josh Hatcher (IF/OF) | 2017 | 39th | Los Angeles Angels |
| Jake Mangum (OF) | 2017 | 30th | New York Yankees |
| | 2018 | 32nd | New York Mets |
| Dustin Skelton (C) | 2016 | 36th | Toronto Blue Jays |
| Ethan Small (LHP) | 2018 | 26th | Arizona Diamondbacks |

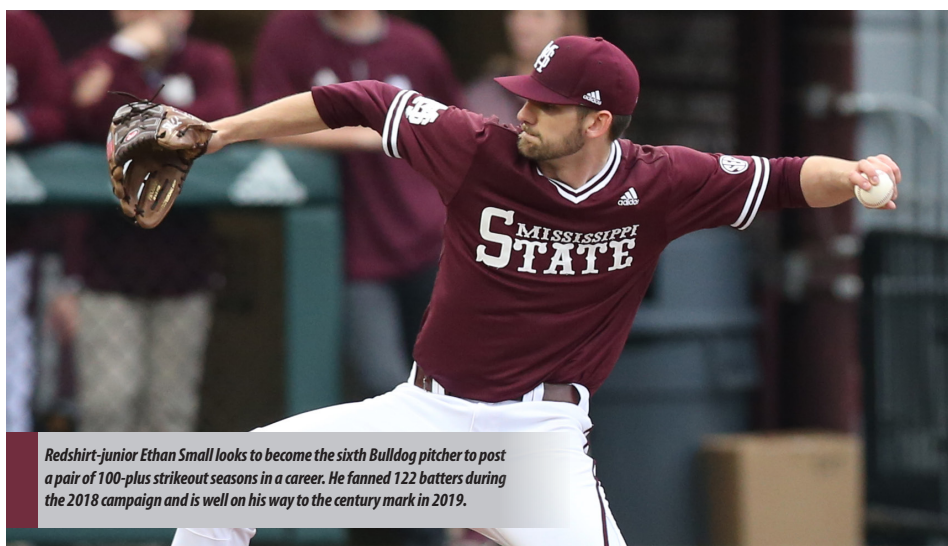
Voice of the Diamond Dawgs Enters Year 41

- Long-time MSU radio broadcaster **Jim Ellis** enters his 41st season as the play-by-play announcer for Mississippi State baseball, with his first season having been 1979.
- Ellis is tied for the second-longest tenured broadcaster in the Division I college baseball, trailing only Dave Nitz at Louisiana Tech (45 seasons). Ellis' 41 years are tied with Ole Miss' David Kellum and Southern Miss' John Cox.
- The new Dudy Noble Field features home and visiting radio booths inside the Jim Ellis Radio Suite, named for the iconic "Voice of the Diamond Dawgs."





Nothing Small About It



Redshirt-junior Ethan Small looks to become the sixth Bulldog pitcher to post a pair of 100-plus strikeout seasons in a career. He fanned 122 batters during the 2018 campaign and is well on his way to the century mark in 2019.

Raking in the Ks

- Redshirt-junior **Ethan Small** became just the 18th Mississippi State pitcher to record at least 100 strikeouts in one season during the 2018 campaign and is quickly closing in on the century mark in 2019.
- Small opened the 2019 campaign with a then-career-high 11 strikeouts versus Youngstown State, including the first five batters he faced.
- He followed that up with a then-career-best 13 strikeouts in seven one-hit innings against No. 21 Southern Miss. He didn't walk a batter for the second-straight contest.
- He produced a career-best 15 Ks versus Alabama on April 12 in only six innings of work
- Small also has double-digit strikeout performances versus Maine (10) on March 8, at No. 4 Florida (11) on March 15, against LSU (10) on March 28 and at Tennessee (11) on April 5.
- Overall, Small has 236 career punch outs in 42 appearances. His season total sits at 94 in nine starts.
- After missing the 2017 season due to injury, Small sat down 122 batters via strikeout in 2018, the seventh-highest total in State history. **MORE ON PAGE 12 SIDE BAR**
- Only five Bulldogs have ever posted multiple 100-plus strikeout seasons in program history; **Jeff Brantley** (1984, 85), **Eric DuBose** (1995, 96, 97), **Matt Ginter** (1998, 99), **Konnor Pilkington** (2017, 18) and **B.J. Wallace** (1991, 92).

NCAA Actives

- Even without moving into a starting role until his second year on the mound, redshirt-junior **Ethan Small** still ranks among the NCAA active leaders in a pair of categories.
- The Lexington, Tennessee native is among the Division I leaders in a pair of categories;

| Rank | Statistic | Value |
|------|-----------------------------|-------|
| 4 | Strikeouts Per Nine Innings | 12.82 |
| 20 | Strikeouts | 236 |

K to BB

- While the strikeout numbers have been impressive for redshirt-junior **Ethan Small**, he has also held down the walk numbers throughout his career.
- In 158 2/3 career innings pitched, Small has walked only 58 batters to 236 strikeouts. That equates into a 4.06 K-to-BB ratio.
- To start the 2019 campaign, Small went 80-straight plate appearances before issuing his first walk.

Small Owns Three National POTW Honors

- Redshirt-junior **Ethan Small** has earned three National Player of the Week recognitions during the 2019 season, grabbing Weekly Honor Roll accolades from Collegiate Baseball Newspaper each time. **MORE ON PAGE 8**
- His first honor came after striking out a career-high 13 batters in his week two start versus No. 21 Southern Miss. The left-hander allowed just one hit and hit a batter, with neither advancing to second base.
- Small's second honor came after an 11-strikeout outing against No. 4 Florida in Gainesville. The left-hander tossed six innings and allowed just two hits to earn his second-straight victory. He struck out at least one batter in each of his six innings, with multiple Ks in five of those frames.
- The third honor came after Small produced 15 of his 18 out via the strikeout in a six-inning start against Alabama. He scattered three hits and three walks, while not allowing a run in the outing. The fanned the first five batters he faced and added a string of seven-straight hitters retired - all by strikeout.

Small's Record Watch

100-plus Strikeout Seasons

| Player (Season) | Strikeouts |
|------------------------------|------------|
| 1. Eric DuBose (1996) | 174 |
| 2. B.J. Wallace (1992) | 145 |
| Eric DuBose (1997) | 145 |
| 4. Gary Rath (1994) | 141 |
| 5. Jeff Brantley (1985) | 136 |
| 6. Chris Stratton (2012) | 127 |
| 7. Ethan Small (2018) | 122 |
| 8. Hank Thoms (1999) | 121 |
| 9. Jeff Brantley (1984) | 115 |
| Dakota Hudson (2016) | 115 |
| 11. Konnor Pilkington (2017) | 111 |
| 12. Eric DuBose (1995) | 109 |
| 13. Jon Harden (1992) | 108 |
| Matt Ginter (1999) | 108 |
| 15. Konnor Pilkington (2018) | 107 |
| 16. B.J. Wallace (1991) | 104 |
| 17. Frank Montgomery (1962) | 102 |
| 18. Paul Maholm (2003) | 101 |
| Carlton Loewer (1993) | 101 |
| 20. Matt Ginter (1998) | 100 |
| Jacob Lindgren (2014) | 100 |
| Ken Kurtz (1979) | 100 |

Career Strikeouts

| Player (Seasons) | Strikeouts |
|--------------------------------------|------------|
| 1. Eric DuBose (1995-97) | 428 |
| 2. Jeff Brantley (1982-85) | 364 |
| 3. Chris Stratton (2010-12) | 279 |
| 4. Paul Maholm (2001-03) | 273 |
| 5. B.J. Wallace (1990-92) | 271 |
| 6. Matt Ginter (1996-99) | 269 |
| 7. Mike Proffitt (1969-72) | 265 |
| 8. Don Robinson (1975-78) | 262 |
| 9. Carlton Loewer (1992-94) | 261 |
| 10. Konnor Pilkington (2016-18) | 260 |
| --- | |
| -- Ethan Small (2016-present) | 236 |



Pitching Potables

Record By Starter

| Pitcher | Starts | Team Record |
|-----------------|--------|-------------|
| Cerantola, Eric | 4 | 4-0 |
| Eagan, Jack | 1 | 1-0 |
| Ginn, JT | 9 | 8-1 |
| James, Keegan | 7 | 7-1 |
| Plumlee, Peyton | 7 | 5-2 |
| Small, Ethan | 9 | 7-2 |

Quality Starts

| Pitcher | Starts | Quality Starts | Steak |
|-----------------|--------|----------------|-------|
| Cerantola, Eric | 4 | -- | -- |
| Eagan, Jack | 1 | -- | -- |
| Ginn, JT | 9 | 4 | -- |
| James, Keegan | 7 | -- | -- |
| Plumlee, Peyton | 7 | 1 | -- |
| Small, Ethan | 9 | 7 | 2 |

Starting Pitcher Run Support

| Pitcher | Starts | Runs * | Runs Per Start |
|-----------------|--------|--------|----------------|
| Cerantola, Eric | 4 | 64 | 16.0 |
| Eagan, Jack | 1 | 7 | 7.0 |
| Ginn, JT | 9 | 81 | 9.0 |
| James, Keegan | 7 | 68 | 9.7 |
| Plumlee, Peyton | 6 | 51 | 8.5 |
| Small, Ethan | 9 | 57 | 6.3 |

* - Runs are based on total runs scored by the team in each pitchers starts, not just runs scored while the starting pitcher is in the game.

'Penning It Down

Gordon's Scoreless Streak

- Graduate **Cole Gordon** nearly equaled the MSU record for consecutive scoreless innings pitched, as he ran a streak of 25 innings without giving up a run.
- Gordon's streak was just shy of **Jonathan Holder's** 27 1/3 innings of scoreless work during the 2012 season.
- The streak began with a scoreless ninth inning against Oklahoma in the fourth game of the 2018 Tallahassee Regional and ended with a one-out sacrifice fly versus Maine on March 10, 2019.
- During the stretch, Gordon has accomplished the following:
vs. Oklahoma (6/3): 6.0 IP, 7 H, 4 R, 2 BB, 10 K - **Win**
The final inning was scoreless, with 3K, 1 HPB, 1 BB
at Vanderbilt (6/8): 3.1 IP, 1 H, 1 BB, 3 K
at Vanderbilt (6/10): 3.2 IP, 2 H, 3 BB, 7 K
vs. Washington (6/16): 0.1 IP, 1 H
vs. North Carolina (6/19): 3.0 IP, 1 H, 2 K - **Save**
vs. Oregon State (6/23): 4.1 IP, 1 H, 3 K
Youngstown State (2/15): 1.0 IP, 2 K - **Win**
UAB (2/20): 2.0 IP, 2 H, 1 BB, 4 K - **Save**
Southern Miss (2/24): 2.0 IP, 3 BB, 2 K - **Win**
vs. Sam Houston State (3/1): 1.0 IP, 1 H, 1 K - **Save**
vs. Texas Tech (3/2): 1.0 IP, 2 K - **Save**
East Carolina (3/5): 1.0 IP, 4 K - **Save**
Maine (3/8): 1.0 IP, 2 K
- During the streak, Gordon allowed nine hits, nine walks and hit one batter. He struck out 35 to go along with a 3-0 record and five saves in the 10 appearances.
- Along with his work on the mound, Gordon also wears the SEC Graduate patch, signifying an SEC student-athlete that has already completed their degree.
- He owns degrees in business administration and marketing. Gordon is currently working towards his MBA.

A Trusty 'Pen

- Everyone needs a trust pen. Be it for note taking, making a grocery list or, as a head baseball coach, somewhere you can go to get big outs late in games.
- Through 37 games, the Mississippi State bullpen has been just that for head coach **Chris Lemonis** and pitching coach **Scott Foxhall**, posting a 3.54 ERA.
- The 'pen has posted 15 wins and collected 11 saves. Fourteen relievers have racked up 168 innings to help the Dawgs to a 31-6 record. **MORE ON PAGE 13 & 25**
- Fourteen different relievers have combined to allow just 66 earned runs on 140 hits. The group owns 203 strikeouts and 51 walks.
- Graduate student **Cole Gordon** is 3-0 with eight saves in 15 appearances. He owns 32 strikeouts in 22 innings of work.
- Senior **Jared Liebelt** has appeared in 16 games and owns 20 strikeouts in a team-best 25 2/3 innings of relief work.

Liebelt Thriving as a Senior

- Senior **Jared Liebelt** (Lee-belt) spent his first two collegiate seasons at Waubonsee (Ill.) Community College, before the Aurora, Illinois native made his way to Starkville.
- After appearing in 12 games during the 2018 campaign and throwing just 13 innings, Liebelt has enjoyed a breakout senior season.
- His 2018 campaign featured 21 runs (19 earned) on 21 hits. He walked eight batters and struck out seven.
- In 2019, Liebelt surpassed his strikeout total from the previous season by appearance No. 5 and enters the week with 16 appearances.
- On the season, the right hander has 20 strikeouts and just three walks in 25 2/3 innings. He has allowed just 22 hits.





Pen Production

Below is a listing of decisions (win or loss), holds and saves from the Mississippi State bullpen in 2019.

NOTE: A hold occurs when a relief pitcher enters the game in a save situation and maintains the team's lead, while recording at least one out. In order for a pitcher to be credited with a hold one of two conditions must be met: 1) He enters with a lead of three runs or less and maintains that lead while recording at least one out. 2) He enters the game with the tying run on-deck, at the plate or on the bases, and records an out.

| Opponent (Date) | Result | Pitcher | Line | Opponent (Date) | Result | Pitcher | Line |
|---------------------------------|-------------------------|-----------------|-----------------------------------|----------------------|----------|-----------------|-----------------------------------|
| UAB (2/20) | Win (1) | Self, Riley | 1.0 IP, 1 BB | South Alabama (4/10) | Win (2) | Smith, Brandon | 2.1 IP, 4 H, 2 R, 2 ER |
| UAB (2/20) | Save (1) | Gordon, Cole | 2.0 IP, 2 H, 1 BB, 4 K | South Alabama (4/10) | Hold (2) | Self, Riley | 2.0 IP, 4 H, 2 R, 2 ER, 2 K |
| Southern Miss (2/22) | Loss (1) | Barlow, Trysten | 1.0 IP, 1 R, 1 ER, 1 BB, 1 K | South Alabama (4/10) | Save (8) | Gordon, Cole | 2.0 IP, 1 H, 1 BB, 4 K |
| Southern Miss (2/24) | Win (1) | Gordon, Cole | 2.0 IP, 3 BB, 2 K | Alabama (4/13) | Hold (1) | James, Keegan | 1.2 IP, 1 H, 1 R, 1 ER, 1 BB, 2 K |
| vs. Sam Houston State (3/1) | Win (1) | Barlow, Trysten | 0.1 IP, 1 K | Alabama (4/13) | Hold (4) | Barlow, Trysten | 1.1 IP, 1 H, 1 K |
| vs. Sam Houston State (3/1) | Save (2) | Gordon, Cole | 1.0 IP, 1 H, 1 K | | | | |
| vs. Texas Tech (3/2) | Hold (1) | White, Colby | 1.0 IP, 2 K | | | | |
| vs. Texas Tech (3/2) | Save (3) | Gordon, Cole | 1.0 IP, 2 K | | | | |
| East Carolina (3/5) | Hold (1) | Eagan, Jack | 1.0 IP, 1 H | | | | |
| East Carolina (3/5) | Hold (1) | Plumlee, Peyton | 3.0 IP, 1 H, 1 R, 1 ER, 1 BB, 4 K | | | | |
| East Carolina (3/5) | Hold (1) | Barlow, Trysten | 1.0 IP, 1 H, 3 K | | | | |
| East Carolina (3/5) | Hold (2) | White, Colby | 1.0 IP, 1 K | | | | |
| East Carolina (3/5) | Save (4) | Gordon, Cole | 1.0 IP, 4 K | | | | |
| Arkansas-Pine Bluff (3/6) | Hold (1) | Self, Riley | 2.0 IP, 1 H, 1 K | | | | |
| Arkansas-Pine Bluff (3/6) | Hold (1) | Price, Spencer | 1.0 IP, 2 BB | | | | |
| Arkansas-Pine Bluff (3/6) | Hold (1) | Smith, Brandon | 1.0 IP, 1 H, 1 K | | | | |
| Maine (3/8-1) | Save (1) | Liebelt, Jared | 3.0 IP, 4 H, 1 R, 1 ER, 3 K | | | | |
| Maine (3/8-2) | Hold (2) | Smith, Brandon | 1.0 IP, 2 K | | | | |
| Maine (3/10) | Win (1) | White, Colby | 1.0 IP, 1 K | | | | |
| Maine (3/10) | Save (5) | Gordon, Cole | 1.0 IP, 2 H, 1 R, 1 ER, 1 BB | | | | |
| Grambling (3/13) | Win (3) | Cerantola, Eric | 2.0 IP, 1 R, 0 ER, 3 BB, 4 K | | | | |
| at Florida (3/15) | Hold (1) | Liebelt, Jared | 1.0 IP, 1 K | | | | |
| at Florida (3/15) | Hold (3) | White, Colby | 1.0 IP, 2 H, 1 R, 1 ER | | | | |
| at Florida (3/16) | Save (2) | Liebelt, Jared | 2.2 IP, 1 H, 1 R, 1 ER, 2 K | | | | |
| Little Rock (3/19) | Win (1) | Eagan, Jack | 1.1 IP, 1 BB, 3 K | | | | |
| Little Rock (3/19) | Hold (3) | Smith, Brandon | 4.0 IP, 1 H, 1 BB, 5 K | | | | |
| at Samford (3/20) | Win (1) | Spring, Tyler | 2.0 IP, 1 H, 3 K | | | | |
| at Samford (3/20) | Hold (2) | Barlow, Trysten | 1.0 IP, 1 K | | | | |
| at Samford (3/20) | Hold (4) | White, Colby | 1.0 IP, 1 H, 2 K | | | | |
| at Samford (3/20) | Save (6) | Gordon, Cole | 1.0 IP, 3 K | | | | |
| Auburn (3/22) | Hold (2) | Liebelt, Jared | 0.2 IP, 2 H, 2 R, 2 ER | | | | |
| Auburn (3/22) | Hold (3) | Barlow, Trysten | 0.1 IP, 1 K | | | | |
| Auburn (3/22) | Blown Save (1)/Loss (1) | White, Colby | 1.0 IP, 3 H, 2 R, 2 ER, 2 K | | | | |
| Auburn (3/24) | Win (3) | Gordon, Cole | 3.0 IP, 4 H, 3 R, 3 ER, 1 BB, 3 K | | | | |
| Mississippi Valley State (3/26) | Win (1) | Liebelt, Jared | 0.1 IP, 1 K | | | | |
| Mississippi Valley State (3/26) | Hold (5) | White, Colby | 1.0 IP, 1 K | | | | |
| Mississippi Valley State (3/26) | Hold (2) | Eagan, Jack | 2.0 IP, 6 K | | | | |
| LSU (3/28) | Save (7) | Gordon, Cole | 1.1 IP, 1 H, 3 K | | | | |
| at Tennessee (4/5) | Win (2) | Barlow, Trysten | 1.0 IP | | | | |
| at Tennessee (4/7) | Win (3) | James, Keegan | 3.0 IP, 1 H, 1 R, 1 ER, 1 K | | | | |
| at Tennessee (4/7) | Hold (4) | Barlow, Trysten | 2.0 IP, 3 H, 2 R, 2 ER, 2 K | | | | |
| at Tennessee (4/7) | Save (3) | Liebelt, Jared | 3.0 IP, 2 H, 2 K | | | | |

Honors Tracker

Tanner Allen

Preseason All-SEC (First Team - Coaches)
Collegiate Baseball Newspaper National Weekly Honor Roll (Feb. 18)
Perfect Game National Hitter of the Week (Feb. 18)

Justin Foscue

Frisco Classic All-Tournament Team (March 3)

JT Ginn

Baseball America Preseason All-America (2nd Team)
SEC Co-Freshman of the Week (Feb. 25)
Frisco Classic MVP (March 3)
SEC Co-Freshman of the Week (March 4)
Perfect Game Midseason National Freshman of the Year

Cole Gordon

NCBWA Stopper of the Year Preseason Watch List

Elijah MacNamee

Frisco Classic All-Tournament Team (March 3)
SEC Player of the Week (March 18)

Jake Mangum

Golden Spikes Award Preseason Watch List
Collegiate Baseball Newspaper Preseason All-America (first team)
NCBWA Preseason All-America (first team)
D1Baseball Preseason All-America (second team)
Perfect Game (third team)
D1Baseball's top returning senior
Preseason All-SEC (First Team - Coaches)
Perfect Game Midseason All-America (first team)
D1Baseball Midseason All-American (first team)
Golden Spikes Award Midseason Watch List
Senior CLASS Award Finalist

Spencer Price

NCBWA Stopper of the Year Preseason Watch List

Dustin Skelton

Buster Posey Award Watch List

Ethan Small

Collegiate Baseball Newspaper National Weekly Honor Roll (Feb. 25)
Collegiate Baseball Newspaper National Weekly Honor Roll (March 18)
Collegiate Baseball Newspaper National Weekly Honor Roll (April 15)
Golden Spikes Award Midseason Watch List

Jordan Westburg

SEC Player of the Week (March 25)
Perfect Game Midseason All-America (second team)

Honor System

SEC Awards Rolling In

- Mississippi State has earned four SEC weekly awards in 2019, with **Elijah MacNamee** and **Jordan Westburg** each garnering SEC Player of the Week, and **JT Ginn** grabbing a pair of SEC Freshman of the Week honors.
- The four weekly honors are tied for third most in program history for a season;
 - 6 - 2016 (2 Player, 3 Pitcher, 1 Freshman)
 - 5 - 2012 (3 Pitcher, 3 Freshman)
 - 4 - 2019 (2 Player, 2 Freshman)**
 - 2007 (1 Player, 1 Pitcher, 2 Freshman)
 - 1985 (4 Player)
- With MacNamee and Westburg each earning SEC Player of the Week, it marks the first time since 2016 that two different Diamond Dawgs earned the award. That season, Brent Rooker and Nathaniel Lowe won the award.
- With the duo winning the award in back-to-back weeks, it marks the fourth time in program history MSU student-athlete won the award in consecutive weeks;
 - 1985 - Brantley (March 12), Will Clark (March 19 & 26)
 - 2013 - Hunter Renfroe (April 15), Nick Ammirati (April 22)
 - 2017 - Brent Rooker (April 7 & 12)
- For Ginn, he is just the third Diamond Dawg since the SEC began awarding the FOTW award in 2006 to claim multiple awards, joining;
 - Brandon Turner (2007)
 - Daryl Norris (2011)

Ginn Grabs Back-to-Back SEC FOTW Honors


- Freshman **JT Ginn** grabbed back-to-back Southeastern Conference Co-Freshman of the Week honors in weeks two and three of the 2019 season.
- The rookie collected victories over back-to-back ranked opponents, defeating No. 21 Southern Miss and No. 8 Texas Tech.
- He fired off seven innings of three-hit, two-run baseball to earn a victory over Texas Tech on Saturday, March 2. Ginn fanned eight batters and walked only one in the outing. The Red Raiders were averaging 11.2 hits and 9.3 runs per game entering the weekend, but Ginn was able to scatter three hits, as he retired 12-straight batters from the second inning to the sixth inning.
- Against Southern Miss, Ginn tossed seven shutout innings and allowed just two hits and walked one batter. He struck out a career-high nine and didn't face more than four hitters in any inning.

MacNamee Earns SEC Player of the Week

- Senior **Elijah MacNamee** collected multiple hits in each of his four starts during the fifth week of the season, as he earned Southeastern Conference Player of the Week.
- MacNamee helped the Diamond Dawgs to a 3-1 week, including a SEC-opening series win over a top-five Florida program on the road.
- The senior opened the week with a five-RBI showing against Grambling, including a sixth-inning grand slam.
- In the series opener at Florida, MacNamee made two of the biggest plays in the game, running down a flyball for the final out of the eighth to save a run from scoring. He then belted a two-RBI double in the ninth, which would account for the eventual game-winning runs. He contributed a career-high-tying three hits in the first game of a doubleheader, including a home run and a double and chipped in a pair of singles in the finale.
- The player of the week honor is the first for a Diamond Dawg since the 2017 season, when **Brent Rooker** claimed the award on three occasions.

Westburg Earns SEC Player of the Week

- Sophomore **Jordan Westburg** hit .583 to help Mississippi State to a series win over No. 16 Auburn and for his efforts was named the Southeastern Conference Player of the Week.
- In five total games between March 18-24, Westburg led the Diamond Dawgs with a .556 batting average and reached base in all five games to help MSU to a 4-1 week.
- His .571 on-base percentage for the week was tied for tops on the team and he piled up 11 RBIs. Westburg posted multiple hits in four of the five contests and ran his reached base streak to nine games after finding his way on base in all five games.
- He opened the week with a three-hit contest, scoring twice and driving in two runs against Little Rock, before reaching base just once at Samford - via walk.
- The New Braunfels, Texas had a monster weekend against Auburn, hitting .583 (7-of-12) to lead the Bulldogs in the three-game series and reached base at a .647 clip. He had multiple hits in each game versus the Tigers and reached base at least three times in each contest.
- He posted at least one extra base hit in all three games versus Auburn, including a double and home run in each of the final two contests. To cap his impressive weekend, Westburg drove in the eventual game winning run with an RBI double in the eighth inning to break a 15-15 tie and give MSU its second-straight SEC series win.





Trio Earns Midseason Honors from Perfect Game

- Perfect Game honored three Diamond Dawgs with midseason awards, as freshman **JT Ginn** earned the publication's Midseason National Freshman of the Year, while senior **Jake Mangum** was a first-team midseason All-American pick and sophomore **Jordan Westburg** earned second-team midseason All-American.
- After winning his first six starts on the mound, Ginn was named top freshman at the season's mid-way point by Perfect Game. The rookie started seven games on the mound during the first half of the season, with four of those quality starts
- Among the victories that made up his 6-1 overall mark at the middle point of 2019, the right hander posted four wins over ranked foes, including No. 21 Southern Miss, No. 8 Texas Tech, No. 4 Florida and No. 16 Auburn.
- Arguably the best leadoff hitter in the NCAA, Mangum posted 53 hits through the first half of 2019. Mangum is the NCAA active leader in hits, while he is chasing the Mississippi State and Southeastern Conference hits records.

MORE ON PAGE 10-11

- Westburg hit the mid-way point of the season having already surpassed his career totals for hits (44), runs (35), RBIs (33), doubles (13), triples (2), home runs (5) and walks (15). He had also been hit-by-pitch seven times and was a perfect 4-for-4 in stolen base attempts, after not stealing a base as a freshman.
- He carried a pair of double-digit reached base streaks during the first half of 2019, with a 14-game stretch to start the season and a current 14-game streak.

Skelton on Posey Watch List

- Juniore catcher **Dustin Skelton** is one of 79 Division I catchers named to the Buster Posey Award Watch List, which is awarded by the Greater Wichita Area Sports Commission.
- Skelton is among the initial candidates for the National Collegiate Catcher of the Year Award, formerly the Johnny Bench Award, which honors the nation's top Division I catcher as voted on by head coaches and sports information directors.
- Former MSU catcher Edward Easley won the prestigious award following a stellar 2007 campaign, which also saw him drafted in the first round of the Major League Baseball Draft.

Three Earn Frisco Classic Honors

- After finishing the Frisco Classic at 2-0, three Diamond Dawgs were honored with all-tournament honors, as **JT Ginn** was named the MVP of the event, and **Justin Foscoe** and **Elijah MacNamee** each earned all-tournament nods.
- Ginn fired off seven innings of three-hit, two-run baseball in his third career start to improve to 3-0 with a victory over No. 3 Texas Tech on Saturday afternoon. The right hander fanned eight batters and walked only one in the outing.
- Foscoe led MSU with a .500 (4-for-8) average at the event. His four hits were the most for a Bulldog and he scored the game-winning run vs. Sam Houston State after leading off the eighth inning with a double down the left-field line.
- MacNamee hit .333 (2-for-6) at the Frisco Classic, but owned a .556 on-base percentage with two walks and a hit-by-pitch. He scored two runs and drove in one RBI on the weekend.

Allen Earns National POTW Honors

- Sophomore **Tanner Allen** opened the 2019 season with a bang against Youngstown State to earn national honors from a pair of publications.
- Allen** had a monster opening weekend for the Diamond Dawgs, hitting .538 with five extra base hits and 13 RBIs versus Youngstown State. Of his seven hits, five went for extra bases, including the two home runs, to account for 16 total bases on the weekend.
- For his efforts, Allen earned Perfect Game National Hitter of the Week and was named to the Collegiate Baseball Newspaper National Player of the Week Honor Roll. **MORE ON PAGE 4**

State to The Show

Diamond Dawgs Playing in Major League Baseball

| Name (Yrs. at MSU) | Pos. | Organization |
|----------------------------|-------|---------------------|
| Adam Frazier (2011-13) | IF | Pittsburgh Pirates |
| Kendall Graveman (2010-13) | RHP * | Chicago Cubs |
| Jonathan Holder (2010-13) | RHP | New York Yankees |
| Dakota Hudson (2014-16) | RHP | St. Louis Cardinals |
| Mitch Moreland (2005-07) | IF | Boston Red Sox |
| Hunter Renfroe (2011-13) | RF | San Diego Padres |
| Chris Stratton (2010-12) | RHP | Los Angeles Angels |
| Brandon Woodruff (2012-14) | LHP | Milwaukee Brewers |

* - Part of 40-man roster, but on injured list.

Diamond Dawgs in Minor League Baseball

| Name (Yrs. at MSU) | Pos. | Organization (Level) |
|-----------------------------|------|--------------------------|
| Jacob Billingsley (2014-18) | RHP | Houston Astros (A-SS) |
| Ben Bracewell (2010-14) | RHP | Oakland Athletics (AA) |
| Daniel Brown (2015-16) | LHP | Milwaukee Brewers (AA) |
| Gavin Collins (2014-16) | C | Cleveland Indians (A+) |
| J.P. France (2018) | RHP | Houston Astros (A+) |
| Ryan Gidley (2015-2017) | IF | Oakland Athletics (A) |
| Zac Houston (2014-16) | RHP | Detroit Tigers (AAA) |
| Reid Humphreys (2014-16) | RHP | Colorado Rockies (AA) |
| Jack Kruger (2016) | C | Los Angeles Angels (AA) |
| Nathaniel Lowe (2016) | IF | Tampa Bay Rays (AAA) |
| Zach Neff (2018) | LHP | Minnesota Twins (A) |
| Rafael Palmeiro (1983-85) | --- | Cleburne (Ind.) |
| Konnor Pilkington (2016-18) | LHP | Chicago White Sox (A) |
| Jacob Robson (2013-16) | CF | Detroit Tigers (AAA) |
| Brent Rooker (2014-2017) | IF | Minnesota Twins (AAA) |
| Austin Sexton (2014-16) | RHP | St. Louis Cardinals (A+) |
| Hunter Stovall (2016-18) | IF | Colorado Rockies (A) |

Diamond Dawgs Coaching in Professional Baseball

| Name (Yrs. at MSU) | Organization | Team (Level) |
|----------------------------|-----------------------|-----------------------------|
| Travis Chapman (1997-2000) | New York Yankees | Scranton Wilkes-Barre (AAA) |
| Chris Maloney (1982-83) | Atlanta Braves | Mississippi (AA) |
| Chris Young (2000-02) | Philadelphia Phillies | Philadelphia (MLB) |

Diamond Dawgs Working in Professional Baseball

| Name (Yrs. at MSU) | Organization | Role |
|-------------------------|----------------------|-------------------|
| Jeff Brantley (1982-85) | Cincinnati Reds | Broadcaster |
| Will Clark (1983-85) | San Francisco Giants | Special Assistant |



Going Yard

Below is a listing of all of the home runs for the 2019 season, including expanded data for those home runs that MSU hits at home.

| Gm | Name | Inn. | On Base | Exit Velocity | Launch Angle | Distance |
|----|--------------------|------|---------|---------------|--------------|----------|
| 1 | Tanner Allen | 6 | 1 | 97 | 32 | 369 feet |
| 1 | Elijah MacNamee | 8 | 2 | 97 | 31 | 365 feet |
| 2 | Tanner Allen | 2 | 2 | 97 | 29 | 365 feet |
| 3 | Justin Foscue * | 2 | -- | 101 | 30 | 375 feet |
| 3 | Hayden Jones | 5 | -- | 104 | 31 | 400 feet |
| 6 | Justin Foscue * | 2 | -- | 99 | 27 | 376 feet |
| 6 | Dustin Skelton | 5 | 1 | 101 | 29 | 402 feet |
| 6 | Dustin Skelton * | 7 | -- | 97 | 27 | 397 feet |
| 8 | Marshall Gilbert * | 3 | -- | 102 | 29 | 375 feet |
| 8 | Justin Foscue | 3 | 1 | 101 | 21 | 372 feet |
| 9 | Justin Foscue | 1 | 4 | 102 | 27 | 397 feet |
| 9 | Gunner Halter * | 2 | -- | 96 | 22 | 323 feet |
| 14 | Jordan Westburg | 5 | 2 | 104 | 22 | 410 feet |
| 15 | Dustin Skelton | 2 | 1 | 101 | 28 | 385 feet |
| 16 | Dustin Skelton | 4 | -- | 103 | 36 | 381 feet |
| 16 | Justin Foscue | 5 | 2 | 98 | 36 | 360 feet |
| 17 | Elijah MacNamee | 5 | 3 | 95 | 30 | 380 feet |
| 18 | Justin Foscue * | 5 | -- | -- | -- | -- |
| 19 | Jake Mangum ^ | 1 | -- | -- | -- | -- |
| 19 | Tanner Allen * | 4 | -- | -- | -- | -- |
| 19 | Elijah MacNamee | 6 | -- | -- | -- | -- |
| 24 | Jordan Westburg | 8 | -- | 107 | 22 | 409 feet |
| 25 | Jordan Westburg | 5 | 1 | 105 | 26 | 405 feet |
| 25 | Dustin Skelton | 8 | 2 | 101 | 34 | 388 feet |
| 26 | Justin Foscue | 2 | -- | 104 | 22 | 371 feet |
| 26 | Jordan Westburg | 3 | 2 | 98 | 28 | 365 feet |
| 27 | Justin Foscue | 3 | 2 | 97 | 31 | 392 feet |
| 27 | Elijah MacNamee * | 5 | -- | 104 | 31 | 388 feet |
| 27 | Justin Foscue | 5 | -- | 96 | 30 | 373 feet |
| 28 | Jordan Westburg | 5 | 1 | 103 | 28 | 408 feet |
| 29 | Rowdey Jordan | 9 | 1 | 94 | 43 | 331 feet |
| 30 | Dustin Skelton | 1 | 3 | 96 | 29 | 335 feet |
| 30 | Tanner Allen | 1 | -- | 100 | 20 | 370 feet |
| 33 | Rowdey Jordan * | 3 | -- | -- | -- | -- |
| 33 | Tanner Allen | 5 | 2 | -- | -- | -- |
| 34 | Justin Foscue | 2 | -- | 104 | 26 | 406 feet |
| 34 | Tanner Allen | 7 | 2 | 104 | 21 | 410 feet |
| 35 | Jordan Westburg | 2 | 2 | 96 | 35 | 358 feet |
| 36 | Elijah MacNamee | 7 | 1 | 102 | 27 | 361 feet |
| 36 | Dustin Skelton | 7 | 2 | 100 | 34 | 399 feet |
| 36 | Marshall Gilbert * | 8 | -- | 105 | 22 | 407 feet |
| 37 | Marshall Gilbert | 5 | -- | 98 | 30 | 380 feet |

42 total home runs in 2019

(* - Home run led off an inning | ^ - Leadoff home run (bottom/top 1st)

NOTE: Data not included for games at Florida, Samford or Tennessee.

The Last Time...

- SEC Tournament | % - NCAA Regional | ^ - NCAA Super Regional | S - College World Series

A MISSISSIPPI STATE TEAM...

| | |
|---|--|
| Won 15+ Consecutive Games | 17 - Feb. 15-March 8, 2013 |
| Won 10+ Consecutive Games | 14 - Feb. 23-March 16, 2019 |
| Won 10+ Consecutive SEC Games | 12 - April 30-May 25, 2016 |
| Won 5+ Consecutive SEC Games | 6 - March 24-April 1, 2017 |
| Lost 5+ Consecutive Games | 6 - May 7-16, 2015 |
| Lost 5+ Consecutive SEC Games | 6 - May 7-16, 2015 |
| Swept a Three-Game Series | Alabama; April 12-14, 2019 |
| at Home | Alabama; April 12-14, 2019 |
| on The Road | at Ole Miss; March 30-April 1, 2017 |
| Swept a Non-Conference Three-Game Series | Maine; March 8-10, 2019 |
| at Home | Maine; March 8-10, 2019 |
| on The Road | at Hawaii-Hilo; 1985 |
| Swept a Three-Game SEC Series | Alabama; April 12-14, 2019 |
| at Home | Alabama; April 12-14, 2019 |
| on The Road | at Ole Miss; March 30-April 1, 2017 |
| Was Swept in a Three-Game Series | Vanderbilt; March 16-18, 2018 |
| at Home | Vanderbilt; March 16-18, 2018 |
| on The Road | at Southern Miss; Feb. 16-18, 2018 |
| Was Swept in a Three-Game Non-Conference Series | at Southern Miss; Feb. 16-18, 2018 |
| at Home | Southeastern Louisiana; Feb. 26-28, 2010 |
| on The Road | at Southern Miss; Feb. 16-18, 2018 |
| Was Swept in a Three-Game SEC Series | Vanderbilt; March 16-18, 2018 |
| at Home | Vanderbilt; March 16-18, 2018 |
| on The Road | at Arkansas; March 17-19, 2017 |
| Played An Extra-Inning Game | W, 6-3 (11 innings) - at Tennessee; April 5, 2019 |
| Won An Extra-Inning Game | W, 6-3 (11 innings) - at Tennessee; April 5, 2019 |
| Lost An Extra-Inning Game | L, 0-1 (10 innings) - Southern Miss; Feb. 22, 2019 |
| Played Consecutive Extra-Inning Games | May 4-5, 2018; at Alabama, W, 14-12 (10 innings) and L, 3-4 (10 innings) |
| Won Consecutive Extra-Inning Games | May 10-11, 2014; Tennessee, W, 1-0 (10 innings) and W, 4-3 (12 innings) |
| Won on a Walk-Off | W, 4-3 - Southern Miss, Feb. 24, 2019 |
| | Tanner Allen RBI double in the ninth inning |
| Won Consecutive Games Via A Walk-Off | May 10-11, 2014; Tennessee, W, 1-0 (10 innings) and W, 4-3 (12 innings) |
| | Seth Heck RBI single in the 10th inning |
| | Cody Walker bases loaded walk in the 12th inning |

A MISSISSIPPI STATE OFFENSE...

| | |
|------------------------------------|---|
| Scored 30+ Runs | 32 - Jackson State; April 29, 1988 |
| Scored 25+ Runs | 27 - Alcorn State; April 20, 2010 |
| Scored 20+ Runs | 21 - ULM; April 3, 2019 |
| Scored 15+ Runs | 21 - ULM; April 3, 2019 |
| Scored 10+ Runs In An Inning | 10 - ULM; April 3, 2019 |
| Scored 9+ Runs In An Inning | 10 - ULM; April 3, 2019 |
| Scored 8+ Runs In An Inning | 10 - ULM; April 3, 2019 |
| Had 30+ Hits | 30 - Kentucky; April 30, 1989 |
| Had 25+ Hits | 26 - Little Rock; Feb. 28, 1999 |
| Had 20+ Hits | 21 - Auburn; March 24, 2019 |
| Had 20+ Hits in Back-to-Back Games | Auburn (20, 21); March 23-24, 2019 |
| Had 6+ Home Runs | 6 - at UAB; March 18, 2008 |
| Had 5+ Home Runs | 5 - Alabama; May 2, 2009 |
| Hit Back-To-Back Home Runs | 1st Inning, Dustin Skelton (Grand Slam)/Tanner Allen (Solo) - ULM; April 3, 2019 |
| Hit Back-To-Back-To-Back Home Runs | 8th Inning, Russ Sneed (2R HR)/Connor Powers (Solo)/Ryan Duffy (Solo); Alabama, May 3, 2009 |
| Had 3+ Triples | 3 - Southern Cal; March 14, 2004 |
| Had 8+ Doubles | 8 - Auburn; March 24, 2019 |
| Had 7+ Doubles | 8 - Auburn; March 24, 2019 |
| Had 6+ Doubles | 6 - Alabama; April 14, 2019 |
| Had 10+ Walks | 11 - Columbia; March 13, 2017 |
| Had 9+ Stolen Bases | 10 - Arkansas-Pine Bluff; March 18, 2017 |
| Had 8+ Stolen Bases | 10 - Arkansas-Pine Bluff; March 18, 2017 |
| Didn't Strikeout in a Game | Jackson State; Feb. 26, 2019 |
| Had Two or Fewer Strikeouts | 2 - South Alabama; April 10, 2019 |
| Was Shut Out | Southern Miss (0-1); Feb. 22, 2019 |
| at Home | Southern Miss (0-1); Feb. 22, 2019 |
| on The Road | at LSU (0-4); March 31, 2018 |
| Back-To-Back Games | Auburn (0-5, 0-4); March 27-28, 2015 |
| Three-Straight Games | vs. Southern Miss (0-3); March 24, 2018 and Auburn (0-5, 0-4); March 27-28, 2015 |



Hit It Hard

Top 10 Exit Velocities

Below is a listing of the top-10 hardest hit balls by MSU in 2019.

| Exit Velocity | Name | Opponent | Result |
|---------------|-----------------|-------------------------|------------|
| 112.2 | Jordan Westburg | Auburn (3/22) | Ground Out |
| 111.9 | Jordan Westburg | Auburn (3/22) | Double |
| 109.9 | Jordan Westburg | Youngstown State (2/15) | Single |
| 109.3 | Jordan Westburg | Southern Miss (2/23) | Single |
| 108.9 | Jordan Westburg | Southeastern La. (2/27) | Ground Out |
| 108.6 | Justin Foscue | Alabama (4/14) | Single |
| 107.8 | Rowdey Jordan | Auburn (3/23) | Single |
| 107.7 | Jordan Westburg | LSU (3/28) | Double |
| 107.2 | Jordan Westburg | Auburn (3/24) | Home Run |
| 106.8 | Justin Foscue | Alabama (4/12) | Line Out |

NOTE: List does not include games at Florida, Samford or Tennessee.

Individual Exit Velocities

Below is a listing of each MSU student-athlete's average and top exit velocity of the 2019 season.

| Name | Average EV | Top EV |
|-------------------|------------|--------|
| Allen, Tanner | 93.0 | 105.7 |
| Brock, Bryce | 91.3 | 100.3 |
| Cumbest, Brad | 92.6 | 105.9 |
| Foscue, Justin | 92.5 | 108.6 |
| Gilbert, Marshall | 86.3 | 104.5 |
| Halter, Gunner | 90.2 | 104.7 |
| Hancock, Luke | 85.8 | 99.1 |
| Hatcher, Josh | 86.8 | 102.4 |
| Jones, Hayden | 87.2 | 105.6 |
| Jordan, Landon | 88.4 | 105.3 |
| Jordan, Rowdey | 88.6 | 107.9 |
| MacNamee, Elijah | 87.9 | 105.3 |
| Mangum, Jake | 89.5 | 102.2 |
| Skelton, Dustin | 88.7 | 104.6 |
| Westburg, Jordan | 94.2 | 112.2 |

NOTE: List does not include games at Florida, Samford or Tennessee.

Barrel Count

Below is a listing of each MSU student-athlete's total barreled balls. A barreled ball is 98-plus exit velocity and a 10-35 degree launch angle. Barreled balls include all balls put in play.

| Name | Average EV |
|-------------------|------------|
| Allen, Tanner | 12 |
| Brock, Bryce | 1 |
| Cumbest, Brad | 3 |
| Foscue, Justin | 20 |
| Gilbert, Marshall | 4 |
| Halter, Gunner | 3 |
| Hancock, Luke | 1 |
| Hatcher, Josh | 2 |
| Jones, Hayden | 5 |
| Jordan, Landon | 2 |
| Jordan, Rowdey | 9 |
| MacNamee, Elijah | 10 |
| Mangum, Jake | 7 |
| Skelton, Dustin | 8 |
| Westburg, Jordan | 17 |

NOTE: List does not include games at Florida, Samford or Tennessee.

A MISSISSIPPI STATE PITCHING STAFF...

| | |
|--------------------------------|---|
| Held Opponent To 1 Hit | Akron; Feb. 18, 2011 |
| Held Opponent To 2 Hits | Mississippi Valley State; March 26, 2019 |
| Struck Out 20+ Batters | Not Since At Least 2004 |
| Struck Out 15+ Batters | 18 - Alabama; April 12, 2019 |
| Did Not Issue A Walk | at Tennessee; April 7, 2019 |
| Shut Out An Opponent | Alabama; April 12, 2019 |
| at Home | Alabama; April 12, 2019 |
| on The Road | at Auburn; May 13, 2016 (4-0) |
| Neutral Site Game | vs. Washington; June 16, 2018 \$ |
| Postseason Game | vs. Washington; June 16, 2018 \$ |
| Recorded Back-To-Back Shutouts | 2016 (Nicholls State, Feb. 28 [8-0] and Alcorn State, March 1 [14-0]) |
| Shut Out An SEC Opponent | Alabama; April 12, 2019 (6-0) |
| At Home | Alabama; April 12, 2019 (6-0) |
| On The Road | at Auburn; May 13, 2016 (4-0) |
| Neutral Site | vs. Georgia; May 24, 2017 (3-0) # |

A MISSISSIPPI STATE BATTER HAD...

| | |
|--|---|
| Hit for the Cycle | Brad Freeman; South Alabama, Feb. 17, 1998 |
| Walk-Off Hit | Tanner Allen; Southern Miss; Feb. 24, 2019 |
| 8+ At-Bats | .8 - Adam Frazier & Brett Pirtle; vs. Missouri, May 21, 2013 # |
| 6+ Hits | .6 - Adam Frazier; at Virginia, June 8, 2013 |
| 5+ Hits | 5 - Jake Mangum; ULM; April 3, 2019 |
| 4+ Hits | 4 - Tanner Allen; Alabama; April 14, 2019 |
| 2+ Hits In An Inning | Jake Mangum (1B, 1B) & Brad Cumbest (1B, 1B) (4th inning); ULM; April 3, 2019 |
| 5+ Runs | .5 - Jon Knott; Little Rock, Feb. 28, 1999 |
| 4+ Runs | .4 - Dustin Skelton & Jordan Westburg; Auburn, March 24, 2019 |
| 3+ Doubles | 3 - Tanner Allen; Alabama, April 14, 2019 |
| 2+ Triples | 2 - C.T. Bradford; at Arizona, March 9, 2014 |
| 3+ Home Runs | 3 - Brent Rooker; vs. Kentucky, April 8, 2017 |
| 2+ Home Runs | 2 - Justin Foscue; LSU, March 28, 2019 |
| Inside-The-Park Home Run | Cody Brown; vs. Kentucky, April 7, 2017 |
| Pinch Hit Home Run | Cole Gordon; vs. South Alabama, June 4, 2017 |
| Leadoff Home Run (Top or bottom of 1st inning) | Jake Mangum (Top 1st); at Florida-1, March 16, 2019 |
| Walk-Off Home Run | Elijah MacNamee (2-run HR); at Vanderbilt, June 8, 2018 |
| Hit a Grand Slam | Dustin Skelton; ULM; April 3, 2019 |
| Multiple Grand Slams | Never |
| A Pinch Hit Grand Slam | Never |
| 10+ RBIs | 11 - Jason Nappi; at UAB, March 18, 2008 |
| 9+ RBIs | .9 - Ryan Duffy; vs. Jackson State, April 6, 2010 |
| 8+ RBIs | .8 - Brent Rooker; vs. Indiana State, Feb. 24, 2017 |
| 7+ RBIs | .7 - Jordan Westburg; vs. North Carolina, June 19, 2018 \$ |
| 10+ Total Bases | 13 - Brent Rooker; vs. Kentucky, April 8, 2017 |
| 4+ Walks | .4 - Seth Heck; vs. Marshall, Feb. 21, 2015 |
| 3+ Walks | 3 - Elijah MacNamee; at Samford, March 20, 2019 |
| 4+ Stolen Bases | 4 - Derrick Armstrong; vs. Michigan State, March 1, 2014 |
| 3+ Stolen Bases | 3 - Brent Rooker; vs. Arkansas-Pine Bluff, March 14, 2017 |
| Stole Home | Hunter Stovall; vs. Alcorn State, March 1, 2016 |
| 3+ Hit By Pitches | 3 - Jordan Westburg; Youngstown State-2, Feb. 16, 2019 |

A MISSISSIPPI STATE PITCHER HAD...

| | |
|-------------------------------|--|
| A Perfect Game | J.T. Peatross; Mississippi College (1-0), 1918 |
| A No-Hitter | Gene Morgan; at Hawaii-Hilo (2-0), April 6, 1985 |
| A Complete Game | Jacob Billingsley; at Southern Miss (8-1), June 6, 2017 % |
| Complete-Game 1-Hitter | Unknown |
| Complete-Game 2-Hitter | Ricky Bowen; vs. Ole Miss, March 16, 2008 |
| Consecutive Complete Games | Dakota Hudson; 2016 (at Auburn (4-0), May 13 and Arkansas (7-0), May 19) |
| A Complete-Game Shutout | Dakota Hudson; vs. Arkansas (7-0), May 19, 2016 |
| at Home | Dakota Hudson; vs. Arkansas (7-0), May 19, 2016 |
| on The Road | Dakota Hudson; at Auburn (4-0), May 13, 2016 |
| SEC Game | Dakota Hudson; vs. Arkansas (7-0), May 19, 2016 |
| as a Freshman | Scott Tanksley; vs. Mississippi College (6-0), April 20, 1993 |
| Postseason Game | B.J. Wallace; vs. Nicholls State (1-0), May 21, 1992 % |
| 17+ Strikeouts | .17 - Chris Stratton; at LSU, March 16, 2012 |
| 15+ Strikeouts | 15 - Ethan Small; Alabama, April 14, 2019 |
| 10+ Strikeouts | 15 - Ethan Small; Alabama, April 14, 2019 |
| Recorded Two Saves In One Day | Trevor Fitts; vs. Marshall and Alabama A&M, Feb. 22, 2015 |

A MISSISSIPPI STATE DEFENSE...

| | |
|--------------------------|---|
| Turned 5+ Double Plays | .5 - San Diego, March 8, 2015 |
| Turned 4+ Double Plays | .5 - San Diego, March 8, 2015 |
| Turned A Triple Play | Auburn-Montgomery, March 9, 1991 |
| Had 5+ Errors | .5 - at Vanderbilt, March 18, 2011 |
| Threw Out 3 Base Runners | .3 - Gavin Collins; Eastern Illinois, March 1, 2014 |



Dudy Noble Field

Biography

The largest on-campus facility in college baseball, Dudy Noble Field will see the 53rd season of Mississippi State baseball at its current site in 2019. With nearly 1,600 games played at the venue, the Diamond Dawgs bring a .726 winning percentage into the brand new \$68-million facility.

The field is named in honor of longtime MSU baseball coach, athletics director and ABCA Hall of Famer Clarke Randolph "Dudy" Noble. On April 27, 1998 the facility was renamed Dudy Noble Field, Polk-DeMent Stadium, honoring another ABCA Hall of Famer, former Bulldog skipper Ron Polk, and the late Gordon DeMent, a successful businessman and longtime fan of the Diamond Dawgs from Indianola, Mississippi.

The Origin

From 1929 until 1964, Mississippi State hosted its baseball games at the original on-campus venue, Hardy Field, which was located several hundred yards to the south of the Bulldogs' home football venue, Davis Wade Stadium at Scott Field. The baseball field was closed following the 1964 season to make way for the construction of Dorman Hall and for the next two seasons the Diamond Dawgs played their home games at Redbird Park in Columbus, Mississippi, capturing SEC titles both seasons at their temporary home.

The tin-roofed grandstand and 2,000-seat bleachers from the original Dudy Noble Field were transported to the stadium's present site, which became playable for the 1967 season. Since that time, facility enhancements have followed at a steady pace to make the "Carnegie Hall of College Baseball" one of the finest all-around facilities on the road to Omaha. Among with numerous upgrades, the current site has seen two complete demolitions and reconstructions, the latest occurring during a three-year span from 2017-2019 and opening prior to the start of the 2019 campaign.

Leading the Attendance Boom

With a laundry list of legendary names on its all-time roster, it comes as no surprise that Mississippi State ranks among the nation's attendance leaders year in and year out. The Dudy Noble Field faithful have sold out the reserved seating allotment every season since 1987.

Along with routinely hosting some of the largest crowds in the SEC, 10 of the last 12 three-day Super Bulldog Weekend series have drawn more than 25,000 fans.

MSU eclipsed the 200,000 mark in paid attendance at Dudy Noble Field for six-straight seasons between 2012-17, marking the first such occurrence in the program's history. In 2013, the Diamond Dawgs' five-millionth fan walked through the turnstiles at Dudy Noble Field. Since home attendance figures were charted starting in 1976, the "Carnegie Hall of College Baseball" has seen 6,250,621 fans rush through the gates.

In 18 of the last 19 seasons, Mississippi State has averaged 6,000 fans per game, including a record average of 8,127 during the 2014 campaign. Overall, State has eclipsed the 200,000-fan mark 11 times since 2002, with a school-record 302,558 viewing the 2016 home schedule.

Of the top 25 all-time college baseball on-campus attendances, Dudy Noble Field finds itself on the list 17 times, most notably owning the all-time on-campus attendance record of 15,586 on April 12, 2014. The Bulldogs own 14 of the top 15 marks in NCAA on-campus history and are the only NCAA baseball program to boast on-campus attendances of 14,000 or more. The four largest NCAA Super Regional crowds have assembled in Starkville, Mississippi, as well.

From April 11-13, the Bulldog faithful flooded the gates at Dudy Noble Field to the tune of 39,181 fans for a three-game series versus Ole Miss. The nearly 40,000 fans on the weekend set an NCAA on-campus attendance record for a three-game series.

Dudy Noble Field has ushered in crowds of 10,000 or better 55 times, including 2007 NCAA Super Regional-record draws of 13,715 and 12,620 for nationally-televised, late-morning games against Clemson. With the stadium

under construction in 2018, State added a 10,000-plus crowd to the tally, drawing 10,147 fans for the final date against Arkansas on April 21.

Mississippi State has hosted 23 postseason events at the facility, including three NCAA District III Tournaments (1973, 74 & 75), five SEC tournaments (1979, 1981, 1983, 1988 & 1995), 13 NCAA Regionals (1979, 1984, 1985, 1987, 1988, 1989, 1990, 1992, 1997, 2000, 2003, 2013 & 2016) and a pair of NCAA Super Regionals (2007 & 2016).

The Left Field Lounge

The aura of Mississippi State baseball at Dudy Noble Field is certainly not confined to the loyal legions in the impressive grandstand, pro-style luxury sky suites or luxurious Left Field Lofts.

In fact, some of the more highly-prized seats at Bulldog Baseball games are found beyond the outfield fence in the Left Field Lounge™. Waiting lists greet those seeking to purchase one of the 96 outfield lounges in the iconic two-level outfield tailgate.

Once a colorful assortment of pickup trucks, motor homes, and trailers — most equipped with barbecue grills — lined the outfield fence, completing a circle of humanity at Dudy Noble Field. Now, the permanent lounge spaces are connected to the concourse, allowing everyone to stroll through and experience the iconic lounge culture.

What began in the late 1960s as a popular gathering spot for baseball-loving MSU supporters now forms college baseball's largest tailgate party.

The "New Dude"

The second demolition at the current site occurred following the 2017 season and the \$68 million facility opened its gates for the 2019 campaign. Architect Wier Boerner Allin, along with consultants Populous and famed stadium architect/State alum Janet Marie Smith designed the project, while construction manager ICM and general contractor JESCO Construction, Inc. oversaw the construction.

Covering 12 acres of land on the Mississippi State University campus, the 230,000 square foot facility carries on Dudy Noble Field's legacy as the "Carnegie Hall of College Baseball." Installation of the second largest scoreboard in college baseball, measuring 43 feet wide by 60 feet high, started the project in 2017. The board, which was the largest in college baseball upon installation, is larger than boards owned by three Major League Baseball teams. The addition of 96 permanent Left Field Lounge rigs encircling the outfield followed during the fall of 2018.

The concourse and lower-level grandstands were in place for the 2018 season, with the Diamond Suites, upper-deck reserved seating area and three unique club areas — Farm Bureau Triple Crown Club, Charlie and Dana Stephenson Omaha Club and The Rooftop Club — were completed prior to the 2019 campaign. The newest version of Dudy Noble Field also features increased restroom facilities and concession points of sale.

The player spaces also received an upgrade, expanding to cover 18,000 square feet underneath the facility. The fully-equipped Bruce and Julie Martin Locker Room includes an embedded equipment room, houses 40 wooden lockers and features an oversized, dimensional halo-lit '85 Script Mississippi State sign is suspended overhead in the middle of the room.

The more spacious locker room includes an attached training room with whirlpool and fully-functional fueling station. The Mitch Moreland Hitting Tunnel, which is equipped with HitTrax, and Turner & Gloria Wingo Team Lounge are easily accessed from the home dugout, with the eye-popping player entrance and Hassell H. Franklin Omaha Room greeting players as they enter the facility. The Pitching Lab is also housed under the stadium, featuring arm care and conditioning equipment, one oversized turfed mound with three pitching rubbers and state of the art video equipment.

Top-25 Crowds

| | Attendance | Opponent | Date |
|-----|------------|---------------|----------------|
| 1. | 15,586 * | Ole Miss | April 12, 2014 |
| 2. | 15,078 | Texas A&M | April 16, 2016 |
| 3. | 14,991 | Florida | April 22, 1989 |
| 4. | 14,562 | Auburn | April 20, 2013 |
| 5. | 14,378 | LSU | April 16, 1988 |
| 6. | 13,761 | Arkansas | April 25, 1992 |
| 7. | 13,715 # | Clemson | June 9, 2007 |
| 8. | 13,691 | Kentucky | April 8, 2017 |
| 9. | 13,617 | Georgia | April 8, 2006 |
| 10. | 13,452 # | Arizona | June 11, 2016 |
| 11. | 13,224 | Ole Miss | April 11, 2014 |
| 12. | 13,123 | Ole Miss | April 15, 2000 |
| 13. | 13,004 | Florida | April 18, 2015 |
| 14. | 12,913 # | Arizona | June 10, 2016 |
| 15. | 12,708 | Auburn | April 24, 1993 |
| 16. | 12,620 # | Clemson | June 8, 2007 |
| 17. | 12,360 | Georgia | April 6, 2002 |
| 18. | 12,343 | Auburn | March 23, 2019 |
| 19. | 11,763 | Auburn | April 12, 2003 |
| 20. | 11,648 | LSU | March 30, 2019 |
| 21. | 11,515 | Ole Miss | April 2, 2016 |
| 22. | 11,496 ^ | Florida State | May 27, 1990 |
| 23. | 11,262 | LSU | March 29, 2019 |
| 24. | 11,201 | Florida | April 8, 2011 |
| 25. | 11,174 | Florida | April 13, 1991 |

* - NCAA on-campus attendance record

^ - NCAA Regional

- NCAA Super Regional

NOTE: Mississippi State owns 53 crowds of 10,000-plus in the history of the program. The top seven (7) crowds in Dudy Noble Field history are also the top seven (7) on-campus crowds in NCAA history.



Season Statistics

Record: 31-6 Home: 24-4 Away: 5-2 Neutral: 2-0 SEC: 10-5

| Player | avg | gp-gs | ab | r | h | 2b | 3b | hr | rbi | tb | slg% | bb | hp | so | gdp | ob% | sf | sh | sb-att | po | a | e | fld% |
|----------------------|------|-------|------|-----|-----|----|----|----|-----|-----|------|-----|----|-----|-----|------|----|----|--------|------|-----|----|-------|
| 15 Mangum, Jake | .401 | 37-37 | 172 | 46 | 69 | 17 | 3 | 1 | 31 | 95 | .552 | 11 | 3 | 10 | 0 | .444 | 1 | 0 | 19-24 | 76 | 2 | 0 | 1.000 |
| 11 Westburg, Jordan | .361 | 36-36 | 144 | 44 | 52 | 15 | 2 | 6 | 42 | 89 | .618 | 22 | 7 | 35 | 0 | .460 | 3 | 0 | 4-4 | 38 | 84 | 9 | .931 |
| 40 MacNamee, Elijah | .351 | 37-37 | 131 | 40 | 46 | 12 | 0 | 5 | 38 | 73 | .557 | 28 | 6 | 20 | 2 | .471 | 5 | 0 | 4-7 | 56 | 3 | 1 | .983 |
| 17 Foscue, Justin | .348 | 37-37 | 155 | 38 | 54 | 11 | 0 | 10 | 38 | 95 | .613 | 13 | 1 | 16 | 2 | .398 | 2 | 0 | 1-1 | 25 | 70 | 8 | .922 |
| 8 Skelton, Dustin | .325 | 33-30 | 114 | 22 | 37 | 2 | 1 | 7 | 30 | 62 | .544 | 10 | 3 | 27 | 3 | .394 | 0 | 3 | 2-3 | 298 | 46 | 1 | .997 |
| 5 Allen, Tanner | .291 | 37-37 | 151 | 36 | 44 | 13 | 0 | 6 | 36 | 75 | .497 | 21 | 2 | 20 | 3 | .379 | 3 | 0 | 1-1 | 295 | 17 | 2 | .994 |
| 4 Jordan, Rowdey | .273 | 37-36 | 139 | 32 | 38 | 9 | 0 | 2 | 23 | 53 | .381 | 14 | 2 | 16 | 1 | .346 | 1 | 1 | 8-10 | 46 | 0 | 1 | .979 |
| ----- | | | | | | | | | | | | | | | | | | | | | | | |
| 27 Brock, Bryce | .500 | 1-0 | 2 | 1 | 1 | 0 | 0 | 0 | 1 | 1 | .500 | 0 | 0 | 0 | 0 | .500 | 0 | 0 | 0-0 | 0 | 0 | 0 | .000 |
| 20 Hancock, Luke | .400 | 10-1 | 10 | 2 | 4 | 1 | 0 | 0 | 7 | 5 | .500 | 3 | 0 | 2 | 0 | .538 | 0 | 0 | 0-0 | 8 | 0 | 0 | 1.000 |
| 10 Hatcher, Josh | .347 | 23-14 | 49 | 5 | 17 | 2 | 2 | 0 | 9 | 23 | .469 | 6 | 1 | 10 | 1 | .429 | 0 | 0 | 2-3 | 3 | 1 | 0 | 1.000 |
| 33 Cumbest, Brad | .333 | 20-5 | 36 | 7 | 12 | 3 | 0 | 0 | 7 | 15 | .417 | 2 | 1 | 8 | 0 | .375 | 1 | 0 | 0-0 | 4 | 0 | 0 | 1.000 |
| 34 Gilbert, Marshall | .326 | 25-10 | 46 | 7 | 15 | 3 | 0 | 3 | 7 | 27 | .587 | 11 | 1 | 14 | 0 | .466 | 0 | 0 | 0-0 | 35 | 13 | 1 | .980 |
| 32 Jordan, Landon | .277 | 24-10 | 47 | 14 | 13 | 3 | 0 | 0 | 8 | 16 | .340 | 4 | 0 | 6 | 2 | .333 | 0 | 0 | 2-2 | 8 | 12 | 0 | 1.000 |
| 2 Halter, Gunner | .266 | 31-29 | 94 | 27 | 25 | 3 | 0 | 1 | 11 | 31 | .330 | 11 | 1 | 22 | 0 | .349 | 0 | 7 | 3-3 | 30 | 47 | 5 | .939 |
| 12 Jones, Hayden | .227 | 21-14 | 44 | 4 | 10 | 4 | 0 | 1 | 5 | 17 | .386 | 1 | 1 | 7 | 0 | .261 | 0 | 0 | 1-2 | 61 | 3 | 2 | .970 |
| 3 Ginn, JT | .000 | 3-0 | 3 | 0 | 0 | 0 | 0 | 0 | 0 | 0 | .000 | 0 | 0 | 1 | 0 | .000 | 0 | 0 | 0-0 | 3 | 7 | 0 | 1.000 |
| 31 Bell, Benjamin | .000 | 8-0 | 1 | 3 | 0 | 0 | 0 | 0 | 0 | 0 | .000 | 0 | 0 | 0 | 1 | .000 | 0 | 0 | 0-0 | 0 | 0 | 0 | .000 |
| Totals | .327 | 37 | 1338 | 328 | 437 | 98 | 8 | 42 | 293 | 677 | .506 | 157 | 29 | 214 | 15 | .405 | 16 | 11 | 47-60 | 1002 | 349 | 37 | .973 |
| Opponents | .220 | 37 | 1245 | 139 | 274 | 56 | 3 | 19 | 121 | 393 | .316 | 103 | 40 | 427 | 12 | .298 | 9 | 12 | 34-52 | 932 | 358 | 56 | .958 |

LOB - Team (288), Opp (269). DPs turned - Team (14), Opp (17). CI - Team (1), Jones 1. IBB - Team (6), Allen 2, Jordan, L. 1, Skelton 1, Mangum 1, Foscue 1, Opp (2). Picked off - Westburg 1, Allen 1, MacNamee 1, Jordan, R. 1.

(All games Sorted by Earned run avg)

| Player | era | w-l | app | gs | cg | sho | sv | ip | h | r | er | bb | so | 2b | 3b | hr | b/avg | wp | hp | bk | sfa | sha |
|--------------------|------|------|-----|----|----|-----|----|-------|-----|-----|-----|-----|-----|----|----|----|-------|----|----|----|-----|-----|
| 44 Small, Ethan | 1.83 | 4-0 | 9 | 9 | 0 | 0/1 | 0 | 54.0 | 32 | 12 | 11 | 15 | 94 | 8 | 1 | 5 | .170 | 2 | 4 | 0 | 0 | 4 |
| 13 Plumlee, Peyton | 3.35 | 2-2 | 11 | 7 | 0 | 0/1 | 0 | 37.2 | 29 | 16 | 14 | 16 | 38 | 5 | 0 | 2 | .207 | 5 | 6 | 0 | 0 | 1 |
| 3 Ginn, JT | 3.35 | 7-1 | 9 | 9 | 0 | 0/0 | 0 | 48.1 | 42 | 19 | 18 | 6 | 64 | 8 | 0 | 1 | .226 | 7 | 4 | 2 | 1 | 0 |
| ----- | | | | | | | | | | | | | | | | | | | | | | |
| 43 Breaux, Kale | 0.00 | 0-0 | 1 | 0 | 0 | 0/0 | 0 | 0.1 | 1 | 0 | 0 | 1 | 1 | 1 | 0 | 0 | .500 | 0 | 0 | 0 | 0 | 0 |
| 46 Barlow, Trysten | 1.59 | 2-1 | 15 | 0 | 0 | 0/1 | 0 | 17.0 | 14 | 4 | 3 | 1 | 24 | 2 | 0 | 1 | .215 | 2 | 3 | 0 | 1 | 1 |
| 19 Liebelt, Jared | 2.81 | 1-0 | 16 | 0 | 0 | 0/3 | 3 | 25.2 | 22 | 10 | 8 | 3 | 20 | 6 | 1 | 1 | .229 | 1 | 0 | 0 | 2 | 0 |
| 39 Spring, Tyler | 2.84 | 1-0 | 6 | 0 | 0 | 0/0 | 0 | 6.1 | 6 | 2 | 2 | 1 | 11 | 3 | 0 | 0 | .231 | 1 | 1 | 0 | 0 | 0 |
| 41 White, Colby | 2.87 | 1-1 | 16 | 0 | 0 | 0/2 | 0 | 15.2 | 11 | 6 | 5 | 3 | 25 | 2 | 0 | 0 | .193 | 1 | 1 | 0 | 0 | 0 |
| 14 Self, Riley | 3.07 | 1-0 | 13 | 0 | 0 | 0/1 | 0 | 14.2 | 17 | 5 | 5 | 2 | 13 | 3 | 0 | 1 | .288 | 3 | 1 | 0 | 0 | 0 |
| 55 Price, Spencer | 3.24 | 0-0 | 9 | 0 | 0 | 0/0 | 0 | 8.1 | 7 | 4 | 3 | 5 | 10 | 1 | 0 | 1 | .226 | 1 | 1 | 0 | 0 | 1 |
| 18 James, Keegan | 4.15 | 3-1 | 10 | 7 | 0 | 0/1 | 0 | 30.1 | 31 | 17 | 14 | 15 | 31 | 6 | 0 | 1 | .267 | 5 | 3 | 1 | 1 | 2 |
| 6 Smith, Brandon | 4.35 | 2-0 | 16 | 0 | 0 | 0/1 | 0 | 20.2 | 20 | 11 | 10 | 3 | 16 | 3 | 1 | 3 | .256 | 1 | 3 | 0 | 1 | 1 |
| 16 Eagan, Jack | 4.41 | 1-0 | 12 | 1 | 0 | 0/1 | 0 | 16.1 | 9 | 9 | 8 | 8 | 25 | 4 | 0 | 1 | .170 | 1 | 5 | 0 | 1 | 2 |
| 24 Gordon, Cole | 4.50 | 3-0 | 15 | 0 | 0 | 0/0 | 8 | 22.0 | 20 | 11 | 11 | 10 | 32 | 2 | 0 | 2 | .238 | 4 | 1 | 0 | 2 | 0 |
| 27 Brock, Bryce | 4.76 | 0-0 | 4 | 0 | 0 | 0/0 | 0 | 5.2 | 8 | 5 | 3 | 4 | 7 | 0 | 0 | 0 | .320 | 0 | 2 | 0 | 0 | 0 |
| 37 Cerantola, Eric | 4.91 | 3-0 | 7 | 4 | 0 | 0/0 | 0 | 11.0 | 5 | 8 | 6 | 10 | 16 | 2 | 0 | 0 | .128 | 2 | 5 | 0 | 0 | 0 |
| Totals | 3.26 | 31-6 | 37 | 37 | 0 | 3/3 | 11 | 334.0 | 274 | 139 | 121 | 103 | 427 | 56 | 3 | 19 | .220 | 36 | 40 | 3 | 9 | 12 |
| Opponents | 8.29 | 6-31 | 37 | 37 | 0 | 1/1 | 3 | 311.2 | 437 | 328 | 287 | 157 | 214 | 98 | 8 | 42 | .327 | 55 | 29 | 5 | 16 | 11 |

PB - Team (5), Skelton 3, Jones 1, Gilbert 1, Opp (12). Pickoffs - Team (3), Gordon 1, Skelton 1, Ginn 1, Opp (4). SBA/ATT - Skelton (25-35), Ginn (10-13), Plumlee (8-11), Jones (6-8), James (4-7), Gilbert (3-7), Small (4-6), Cerantola (1-3), Barlow (1-3), White (2-3), Smith (2-2), Gordon (1-2), Self (0-1), Eagan (1-1).



Southeastern Conference Statistics

Record: 10-5 Home: 6-3 Away: 4-2 SEC: 10-5

| Player | avg | gp-gs | ab | r | h | 2b | 3b | hr | rbi | tb | slg% | bb | hp | so | gdp | ob% | sf | sh | sb-att | po | a | e | fld% |
|----------------------|------|-------|-----|-----|-----|----|----|----|-----|-----|------|----|----|-----|-----|------|----|----|--------|-----|-----|----|-------|
| 40 MacNamee, Elijah | .379 | 15-15 | 58 | 17 | 22 | 7 | 0 | 3 | 13 | 38 | .655 | 10 | 1 | 10 | 1 | .471 | 1 | 0 | 0-0 | 22 | 1 | 1 | .958 |
| 15 Mangum, Jake | .360 | 15-15 | 75 | 16 | 27 | 9 | 1 | 1 | 8 | 41 | .547 | 2 | 0 | 5 | 0 | .377 | 0 | 0 | 3-5 | 39 | 0 | 0 | 1.000 |
| 8 Skelton, Dustin | .339 | 15-14 | 56 | 9 | 19 | 2 | 0 | 2 | 12 | 27 | .482 | 5 | 2 | 14 | 2 | .413 | 0 | 2 | 1-2 | 141 | 18 | 0 | 1.000 |
| 11 Westburg, Jordan | .338 | 15-15 | 65 | 15 | 22 | 8 | 0 | 4 | 20 | 42 | .646 | 7 | 2 | 18 | 0 | .408 | 2 | 0 | 1-1 | 17 | 41 | 4 | .935 |
| 17 Foscue, Justin | .323 | 15-15 | 65 | 16 | 21 | 5 | 0 | 3 | 16 | 35 | .538 | 5 | 0 | 7 | 0 | .371 | 0 | 0 | 0-0 | 8 | 30 | 1 | .974 |
| 4 Jordan, Rowdey | .321 | 15-14 | 56 | 10 | 18 | 4 | 0 | 2 | 14 | 28 | .500 | 4 | 1 | 4 | 0 | .377 | 0 | 1 | 2-3 | 21 | 0 | 1 | .955 |
| 5 Allen, Tanner | .303 | 15-15 | 66 | 13 | 20 | 5 | 0 | 2 | 5 | 31 | .470 | 7 | 0 | 10 | 1 | .370 | 0 | 0 | 0-0 | 122 | 12 | 1 | .993 |
| ----- | | | | | | | | | | | | | | | | | | | | | | | |
| 32 Jordan, Landon | .333 | 6-1 | 6 | 1 | 2 | 0 | 0 | 0 | 2 | 2 | .333 | 0 | 0 | 0 | 0 | .333 | 0 | 0 | 0-0 | 1 | 0 | 0 | 1.000 |
| 33 Cumbest, Brad | .292 | 10-4 | 24 | 3 | 7 | 2 | 0 | 0 | 3 | 9 | .375 | 1 | 1 | 6 | 0 | .333 | 1 | 0 | 0-0 | 1 | 0 | 0 | 1.000 |
| 10 Hatcher, Josh | .286 | 11-9 | 28 | 3 | 8 | 1 | 0 | 0 | 2 | 9 | .321 | 3 | 1 | 8 | 0 | .375 | 0 | 0 | 1-1 | 1 | 0 | 0 | 1.000 |
| 34 Gilbert, Marshall | .278 | 9-5 | 18 | 4 | 5 | 0 | 0 | 2 | 3 | 11 | .611 | 5 | 0 | 6 | 0 | .435 | 0 | 0 | 0-0 | 7 | 11 | 1 | .947 |
| 2 Halter, Gunner | .270 | 12-11 | 37 | 6 | 10 | 3 | 0 | 0 | 4 | 13 | .351 | 2 | 0 | 9 | 0 | .308 | 0 | 3 | 1-1 | 10 | 15 | 3 | .893 |
| 12 Jones, Hayden | .000 | 3-1 | 4 | 0 | 0 | 0 | 0 | 0 | 0 | 0 | .000 | 0 | 0 | 0 | 0 | .000 | 0 | 0 | 0-0 | 0 | 0 | 0 | .000 |
| 20 Hancock, Luke | .000 | 2-1 | 2 | 0 | 0 | 0 | 0 | 0 | 0 | 0 | .000 | 1 | 0 | 0 | 0 | .333 | 0 | 0 | 0-0 | 1 | 0 | 0 | 1.000 |
| Totals | .323 | 15 | 560 | 113 | 181 | 46 | 1 | 19 | 102 | 286 | .511 | 52 | 8 | 97 | 4 | .386 | 4 | 6 | 9-13 | 405 | 150 | 16 | .972 |
| Opponents | .258 | 15 | 524 | 77 | 135 | 34 | 1 | 12 | 69 | 207 | .395 | 39 | 14 | 156 | 4 | .322 | 6 | 5 | 8-16 | 393 | 149 | 10 | .982 |

LOB - Team (124), Opp (106). DPs turned - Team (4), Opp (4). Picked off - MacNamee 1.

(SEC games only Sorted by Earned run avg)

| Player | era | w-l | app | gs | cg | sho | sv | ip | h | r | er | bb | so | 2b | 3b | hr | b/avg | wp | hp | bk | sfa | sha |
|--------------------|-------|------|-----|----|----|-----|----|-------|-----|-----|-----|----|-----|----|----|----|-------|----|----|----|-----|-----|
| 44 Small, Ethan | 2.10 | 3-0 | 5 | 5 | 0 | 0/1 | 0 | 30.0 | 18 | 7 | 7 | 13 | 54 | 5 | 1 | 4 | .171 | 2 | 1 | 0 | 0 | 1 |
| 19 Liebelt, Jared | 4.02 | 0-0 | 9 | 0 | 0 | 0/1 | 2 | 15.2 | 14 | 7 | 7 | 1 | 11 | 4 | 0 | 1 | .241 | 1 | 0 | 0 | 2 | 0 |
| 3 Ginn, JT | 5.01 | 3-1 | 5 | 5 | 0 | 0/0 | 0 | 23.1 | 29 | 14 | 13 | 3 | 32 | 8 | 0 | 0 | .296 | 0 | 2 | 0 | 0 | 0 |
| ----- | | | | | | | | | | | | | | | | | | | | | | |
| 13 Plumlee, Peyton | 1.46 | 1-2 | 3 | 3 | 0 | 0/0 | 0 | 12.1 | 8 | 3 | 2 | 6 | 9 | 2 | 0 | 1 | .195 | 0 | 2 | 0 | 0 | 1 |
| 46 Barlow, Trysten | 1.80 | 1-0 | 8 | 0 | 0 | 0/0 | 0 | 10.0 | 8 | 3 | 2 | 0 | 12 | 2 | 0 | 1 | .211 | 0 | 2 | 0 | 1 | 1 |
| 14 Self, Riley | 3.38 | 0-0 | 4 | 0 | 0 | 0/0 | 0 | 5.1 | 6 | 2 | 2 | 0 | 6 | 2 | 0 | 0 | .273 | 2 | 1 | 0 | 0 | 0 |
| 16 Eagan, Jack | 4.91 | 0-0 | 3 | 0 | 0 | 0/0 | 0 | 3.2 | 1 | 3 | 2 | 2 | 3 | 1 | 0 | 0 | .100 | 0 | 0 | 0 | 1 | 1 |
| 18 James, Keegan | 6.75 | 1-1 | 5 | 2 | 0 | 0/0 | 0 | 12.0 | 16 | 10 | 9 | 4 | 10 | 4 | 0 | 0 | .308 | 2 | 2 | 1 | 0 | 1 |
| 41 White, Colby | 7.94 | 0-1 | 6 | 0 | 0 | 0/1 | 0 | 5.2 | 8 | 6 | 5 | 3 | 7 | 2 | 0 | 0 | .320 | 1 | 0 | 0 | 0 | 0 |
| 24 Gordon, Cole | 10.00 | 1-0 | 5 | 0 | 0 | 0/0 | 1 | 9.0 | 14 | 10 | 10 | 4 | 8 | 2 | 0 | 2 | .359 | 2 | 1 | 0 | 1 | 0 |
| 55 Price, Spencer | 11.57 | 0-0 | 3 | 0 | 0 | 0/0 | 0 | 2.1 | 2 | 3 | 3 | 1 | 1 | 0 | 0 | 1 | .222 | 0 | 0 | 0 | 0 | 0 |
| 6 Smith, Brandon | 12.60 | 0-0 | 5 | 0 | 0 | 0/0 | 0 | 5.0 | 10 | 8 | 7 | 1 | 2 | 2 | 0 | 2 | .417 | 0 | 2 | 0 | 1 | 0 |
| 27 Brock, Bryce | 13.50 | 0-0 | 1 | 0 | 0 | 0/0 | 0 | 0.2 | 1 | 1 | 1 | 1 | 1 | 0 | 0 | 0 | .333 | 0 | 1 | 0 | 0 | 0 |
| Totals | 4.67 | 10-5 | 15 | 15 | 0 | 1/1 | 3 | 135.0 | 135 | 77 | 70 | 39 | 156 | 34 | 1 | 12 | .258 | 10 | 14 | 1 | 6 | 5 |
| Opponents | 7.42 | 5-10 | 15 | 15 | 0 | 0/0 | 3 | 131.0 | 181 | 113 | 108 | 52 | 97 | 46 | 1 | 19 | .323 | 12 | 8 | 1 | 4 | 6 |

PB - Team (2), Skelton 2, Opp (6). Pickoffs - Team (1), Skelton 1, Opp (1). SBA/ATT - Skelton (7-12), Ginn (4-6), Gilbert (1-3), White (1-2), James (2-2), Small (1-2), Barlow (0-2), Plumlee (0-1), Gordon (0-1).



Last Five Games Statistics

Record: 5-0 Home: 4-0 Away: 1-0 SEC: 4-0

| Player | avg | gp-gs | ab | r | h | 2b | 3b | hr | rbi | tb | slg% | bb | hp | so | gdp | ob% | sf | sh | sb-att | po | a | e | fld% |
|----------------------|------|-------|-----|----|----|----|----|----|-----|-----|-------|----|----|----|-----|------|----|----|--------|-----|----|---|-------|
| 5 Allen, Tanner | .591 | 5-5 | 22 | 7 | 13 | 5 | 0 | 2 | 7 | 24 | 1.091 | 2 | 0 | 2 | 1 | .625 | 0 | 0 | 0-0 | 44 | 7 | 0 | 1.000 |
| 4 Jordan, Rowdey | .526 | 5-5 | 19 | 4 | 10 | 1 | 0 | 1 | 6 | 14 | .737 | 2 | 0 | 2 | 0 | .571 | 0 | 0 | 0-0 | 7 | 0 | 0 | 1.000 |
| 17 Foscue, Justin | .409 | 5-5 | 22 | 3 | 9 | 2 | 0 | 1 | 5 | 14 | .636 | 0 | 0 | 0 | 0 | .409 | 0 | 0 | 0-0 | 4 | 18 | 0 | 1.000 |
| 11 Westburg, Jordan | .368 | 5-5 | 19 | 7 | 7 | 2 | 0 | 1 | 7 | 12 | .632 | 5 | 0 | 6 | 0 | .480 | 1 | 0 | 0-0 | 8 | 11 | 0 | 1.000 |
| 40 MacNamee, Elijah | .286 | 5-5 | 21 | 4 | 6 | 2 | 0 | 1 | 5 | 11 | .524 | 2 | 0 | 3 | 0 | .348 | 0 | 0 | 0-0 | 6 | 1 | 0 | 1.000 |
| 15 Mangum, Jake | .261 | 5-5 | 23 | 8 | 6 | 2 | 0 | 0 | 2 | 8 | .348 | 2 | 0 | 2 | 0 | .320 | 0 | 0 | 1-1 | 11 | 0 | 0 | 1.000 |
| 8 Skelton, Dustin | .250 | 5-5 | 16 | 2 | 4 | 0 | 0 | 1 | 4 | 7 | .438 | 1 | 3 | 3 | 1 | .400 | 0 | 1 | 0-0 | 44 | 7 | 0 | 1.000 |
| ----- | | | | | | | | | | | | | | | | | | | | | | | |
| 2 Halter, Gunner | .375 | 3-2 | 8 | 2 | 3 | 0 | 0 | 0 | 0 | 3 | .375 | 0 | 0 | 1 | 0 | .375 | 0 | 1 | 0-0 | 0 | 4 | 0 | 1.000 |
| 34 Gilbert, Marshall | .375 | 3-3 | 8 | 4 | 3 | 0 | 0 | 2 | 3 | 9 | 1.125 | 3 | 0 | 1 | 0 | .545 | 0 | 0 | 0-0 | 1 | 5 | 1 | .857 |
| 33 Cumbest, Brad | .222 | 4-2 | 9 | 1 | 2 | 0 | 0 | 0 | 2 | 2 | .222 | 0 | 1 | 2 | 0 | .273 | 1 | 0 | 0-0 | 0 | 0 | 0 | .000 |
| 10 Hatcher, Josh | .167 | 2-1 | 6 | 0 | 1 | 0 | 0 | 0 | 0 | 1 | .167 | 0 | 0 | 0 | 1 | .167 | 0 | 0 | 0-0 | 0 | 0 | 0 | .000 |
| 32 Jordan, Landon | .000 | 3-1 | 3 | 0 | 0 | 0 | 0 | 0 | 0 | 0 | .000 | 0 | 0 | 0 | 0 | .000 | 0 | 0 | 0-0 | 0 | 0 | 0 | .000 |
| 12 Jones, Hayden | .000 | 1-1 | 2 | 0 | 0 | 0 | 0 | 0 | 0 | 0 | .000 | 0 | 0 | 0 | 0 | .000 | 0 | 0 | 0-0 | 0 | 0 | 0 | .000 |
| 20 Hancock, Luke | .000 | 1-0 | 0 | 0 | 0 | 0 | 0 | 0 | 0 | 0 | .000 | 0 | 0 | 0 | 0 | .000 | 0 | 0 | 0-0 | 1 | 0 | 0 | 1.000 |
| Totals | .360 | 5 | 178 | 42 | 64 | 14 | 0 | 9 | 41 | 105 | .590 | 17 | 4 | 22 | 3 | .423 | 2 | 2 | 1-1 | 135 | 64 | 2 | .990 |
| Opponents | .243 | 5 | 169 | 14 | 41 | 11 | 0 | 4 | 13 | 64 | .379 | 13 | 5 | 48 | 3 | .316 | 0 | 2 | 3-5 | 123 | 56 | 2 | .989 |

LOB - Team (38), Opp (40). DPs turned - Team (3), Opp (3). Picked off - Westburg 1, Jordan, R. 1.

(Last Five Games Sorted by Earned run avg)

| Player | era | w-l | app | gs | cg | sho | sv | ip | h | r | er | bb | so | 2b | 3b | hr | b/avg | wp | hp | bk | sfa | sha |
|--------------------|------|-----|-----|----|----|-----|----|------|----|----|----|----|----|----|----|----|-------|----|----|----|-----|-----|
| 44 Small, Ethan | 0.00 | 1-0 | 1 | 1 | 0 | 0/1 | 0 | 6.0 | 3 | 0 | 0 | 3 | 15 | 2 | 0 | 0 | .143 | 0 | 0 | 0 | 0 | 0 |
| 19 Liebelt, Jared | 0.00 | 0-0 | 2 | 0 | 0 | 0/1 | 1 | 5.0 | 3 | 0 | 0 | 0 | 4 | 1 | 0 | 0 | .167 | 1 | 0 | 0 | 0 | 0 |
| 13 Plumlee, Peyton | 0.00 | 1-0 | 1 | 1 | 0 | 0/0 | 0 | 5.0 | 4 | 0 | 0 | 2 | 2 | 1 | 0 | 0 | .250 | 0 | 1 | 0 | 0 | 0 |
| 3 Ginn, JT | 3.60 | 0-0 | 2 | 2 | 0 | 0/0 | 0 | 5.0 | 7 | 2 | 2 | 0 | 6 | 2 | 0 | 0 | .333 | 0 | 0 | 0 | 0 | 0 |
| ----- | | | | | | | | | | | | | | | | | | | | | | |
| 41 White, Colby | 0.00 | 0-0 | 2 | 0 | 0 | 0/1 | 0 | 2.0 | 1 | 0 | 0 | 2 | 2 | 1 | 0 | 0 | .143 | 1 | 0 | 0 | 0 | 0 |
| 16 Eagan, Jack | 3.38 | 0-0 | 1 | 1 | 0 | 0/0 | 0 | 2.2 | 2 | 1 | 1 | 2 | 4 | 1 | 0 | 0 | .222 | 1 | 1 | 0 | 0 | 1 |
| 18 James, Keegan | 3.86 | 1-0 | 2 | 0 | 0 | 0/0 | 0 | 4.2 | 2 | 2 | 2 | 1 | 3 | 1 | 0 | 0 | .125 | 0 | 2 | 0 | 0 | 0 |
| 6 Smith, Brandon | 5.40 | 1-0 | 2 | 0 | 0 | 0/0 | 0 | 3.1 | 4 | 2 | 2 | 0 | 0 | 0 | 0 | 1 | .333 | 0 | 0 | 0 | 0 | 0 |
| 14 Self, Riley | 5.40 | 0-0 | 2 | 0 | 0 | 0/0 | 0 | 3.1 | 5 | 2 | 2 | 0 | 4 | 0 | 0 | 1 | .333 | 1 | 1 | 0 | 0 | 0 |
| 46 Barlow, Trysten | 5.40 | 0-0 | 2 | 0 | 0 | 0/0 | 0 | 3.1 | 4 | 2 | 2 | 0 | 3 | 1 | 0 | 1 | .286 | 0 | 0 | 0 | 0 | 1 |
| 24 Gordon, Cole | 5.79 | 1-0 | 2 | 0 | 0 | 0/0 | 1 | 4.2 | 6 | 3 | 3 | 3 | 5 | 1 | 0 | 1 | .300 | 0 | 0 | 0 | 0 | 0 |
| Totals | 2.80 | 5-0 | 5 | 5 | 0 | 1/1 | 2 | 45.0 | 41 | 14 | 14 | 13 | 48 | 11 | 0 | 4 | .243 | 4 | 5 | 0 | 0 | 2 |
| Opponents | 9.22 | 0-5 | 5 | 5 | 0 | 0/0 | 0 | 41.0 | 64 | 42 | 42 | 17 | 22 | 14 | 0 | 9 | .360 | 7 | 4 | 1 | 2 | 2 |

PB - Team (1), Skelton 1. Pickoffs - Team (0), Opp (2). SBA/ATT - Skelton (3-5), Ginn (1-2), James (1-1), Plumlee (0-1), Eagan (1-1).



Last 10 Games Statistics

Record: 7-3 Home: 5-2 Away: 2-1 SEC: 5-3

| Player | avg | gp-gs | ab | r | h | 2b | 3b | hr | rbi | tb | slg% | bb | hp | so | gdp | ob% | sf | sh | sb-att | po | a | e | fld% |
|----------------------|------|-------|-----|----|-----|----|----|----|-----|-----|------|----|----|-----|-----|-------|----|----|--------|-----|-----|---|-------|
| 15 Mangum, Jake | .408 | 10-10 | 49 | 14 | 20 | 5 | 2 | 0 | 7 | 29 | .592 | 2 | 0 | 5 | 0 | .431 | 0 | 0 | 4-5 | 32 | 0 | 0 | 1.000 |
| 5 Allen, Tanner | .381 | 10-10 | 42 | 10 | 16 | 5 | 0 | 3 | 9 | 30 | .714 | 4 | 0 | 7 | 1 | .435 | 0 | 0 | 0-0 | 79 | 11 | 1 | .989 |
| 4 Jordan, Rowdey | .350 | 10-10 | 40 | 7 | 14 | 1 | 0 | 2 | 10 | 21 | .525 | 4 | 0 | 3 | 0 | .409 | 0 | 0 | 0-0 | 13 | 0 | 0 | 1.000 |
| 17 Foscue, Justin | .333 | 10-10 | 42 | 8 | 14 | 3 | 0 | 1 | 6 | 20 | .476 | 2 | 1 | 3 | 0 | .378 | 0 | 0 | 0-0 | 8 | 30 | 2 | .950 |
| 40 MacNamee, Elijah | .333 | 10-10 | 39 | 9 | 13 | 3 | 0 | 1 | 10 | 19 | .487 | 6 | 1 | 4 | 0 | .435 | 0 | 0 | 0-1 | 9 | 1 | 0 | 1.000 |
| 11 Westburg, Jordan | .316 | 10-10 | 38 | 11 | 12 | 2 | 0 | 2 | 12 | 20 | .526 | 8 | 0 | 9 | 0 | .417 | 2 | 0 | 0-0 | 14 | 22 | 1 | .973 |
| 8 Skelton, Dustin | .278 | 10-10 | 36 | 4 | 10 | 0 | 0 | 2 | 10 | 16 | .444 | 1 | 3 | 8 | 1 | .350 | 0 | 1 | 0-1 | 86 | 15 | 0 | 1.000 |
| ----- | | | | | | | | | | | | | | | | | | | | | | | |
| 33 Cumbest, Brad | .316 | 8-4 | 19 | 4 | 6 | 0 | 0 | 0 | 4 | 6 | .316 | 1 | 1 | 4 | 0 | .364 | 1 | 0 | 0-0 | 0 | 0 | 0 | .000 |
| 34 Gilbert, Marshall | .286 | 7-4 | 14 | 4 | 4 | 0 | 0 | 2 | 3 | 10 | .714 | 6 | 0 | 4 | 0 | .500 | 0 | 0 | 0-0 | 2 | 8 | 1 | .909 |
| 32 Jordan, Landon | .250 | 4-1 | 4 | 0 | 1 | 0 | 0 | 0 | 0 | 1 | .250 | 0 | 0 | 0 | 0 | .250 | 0 | 0 | 0-0 | 1 | 0 | 0 | 1.000 |
| 2 Halter, Gunner | .235 | 7-6 | 17 | 5 | 4 | 1 | 0 | 0 | 0 | 5 | .294 | 2 | 0 | 5 | 0 | .316 | 0 | 2 | 0-0 | 5 | 7 | 1 | .923 |
| 10 Hatcher, Josh | .188 | 7-4 | 16 | 1 | 3 | 0 | 0 | 0 | 1 | 3 | .188 | 1 | 0 | 3 | 1 | .235 | 0 | 0 | 0-0 | 2 | 0 | 0 | 1.000 |
| 12 Jones, Hayden | .000 | 3-1 | 5 | 0 | 0 | 0 | 0 | 0 | 0 | 0 | .000 | 0 | 0 | 1 | 0 | .000 | 0 | 0 | 0-0 | 9 | 0 | 0 | 1.000 |
| 31 Bell, Benjamin | .000 | 1-0 | 1 | 0 | 0 | 0 | 0 | 0 | 0 | 0 | .000 | 0 | 0 | 0 | 1 | .000 | 0 | 0 | 0-0 | 0 | 0 | 0 | .000 |
| 20 Hancock, Luke | .000 | 2-0 | 0 | 0 | 0 | 0 | 0 | 0 | 1 | 0 | .000 | 1 | 0 | 0 | 0 | 1.000 | 0 | 0 | 0-0 | 1 | 0 | 0 | 1.000 |
| Totals | .323 | 10 | 362 | 77 | 117 | 20 | 2 | 13 | 73 | 180 | .497 | 38 | 6 | 56 | 4 | .394 | 3 | 3 | 4-7 | 273 | 108 | 9 | .977 |
| Opponents | .255 | 10 | 349 | 48 | 89 | 27 | 0 | 7 | 41 | 137 | .393 | 30 | 9 | 104 | 5 | .327 | 4 | 4 | 7-10 | 261 | 105 | 4 | .989 |

LOB - Team (74), Opp (75). DPs turned - Team (5), Opp (4). Picked off - Jordan, R. 1, Westburg 1, MacNamee 1.

(Last Ten Games Sorted by Earned run avg)

| Player | era | w-l | app | gs | cg | sho | sv | ip | h | r | er | bb | so | 2b | 3b | hr | b/avg | wp | hp | bk | sfa | sha |
|--------------------|-------|-----|-----|----|----|-----|----|------|-----|----|----|----|-----|----|----|----|-------|----|----|----|-----|-----|
| 44 Small, Ethan | 1.38 | 1-0 | 2 | 2 | 0 | 0/1 | 0 | 13.0 | 10 | 2 | 2 | 3 | 26 | 5 | 0 | 0 | .208 | 0 | 1 | 0 | 0 | 0 |
| 13 Plumlee, Peyton | 1.46 | 1-2 | 3 | 3 | 0 | 0/0 | 0 | 12.1 | 8 | 3 | 2 | 6 | 9 | 2 | 0 | 1 | .195 | 0 | 2 | 0 | 0 | 1 |
| 3 Ginn, JT | 6.30 | 0-1 | 3 | 3 | 0 | 0/0 | 0 | 10.0 | 16 | 8 | 7 | 2 | 15 | 4 | 0 | 0 | .364 | 0 | 0 | 0 | 0 | 0 |
| ----- | | | | | | | | | | | | | | | | | | | | | | |
| 55 Price, Spencer | 0.00 | 0-0 | 1 | 0 | 0 | 0/0 | 0 | 1.1 | 0 | 0 | 0 | 0 | 0 | 0 | 0 | 0 | .000 | 0 | 0 | 0 | 0 | 0 |
| 37 Cerantola, Eric | 0.00 | 0-0 | 1 | 0 | 0 | 0/0 | 0 | 1.0 | 0 | 0 | 0 | 0 | 2 | 0 | 0 | 0 | .000 | 0 | 0 | 0 | 0 | 0 |
| 43 Breaux, Kale | 0.00 | 0-0 | 1 | 0 | 0 | 0/0 | 0 | 0.1 | 1 | 0 | 0 | 1 | 1 | 1 | 0 | 0 | .500 | 0 | 0 | 0 | 0 | 0 |
| 19 Liebelt, Jared | 1.12 | 0-0 | 4 | 0 | 0 | 0/1 | 1 | 8.0 | 6 | 1 | 1 | 1 | 5 | 1 | 0 | 0 | .214 | 1 | 0 | 0 | 1 | 0 |
| 46 Barlow, Trysten | 3.00 | 1-0 | 4 | 0 | 0 | 0/0 | 0 | 6.0 | 5 | 2 | 2 | 0 | 6 | 1 | 0 | 1 | .227 | 0 | 1 | 0 | 1 | 1 |
| 41 White, Colby | 3.86 | 0-0 | 5 | 0 | 0 | 0/1 | 0 | 4.2 | 3 | 3 | 2 | 3 | 8 | 1 | 0 | 0 | .167 | 1 | 0 | 0 | 0 | 0 |
| 18 James, Keegan | 4.15 | 1-0 | 4 | 1 | 0 | 0/0 | 0 | 8.2 | 5 | 7 | 4 | 4 | 8 | 2 | 0 | 1 | .156 | 2 | 2 | 0 | 0 | 0 |
| 6 Smith, Brandon | 6.00 | 2-0 | 4 | 0 | 0 | 0/0 | 0 | 6.0 | 9 | 5 | 4 | 1 | 1 | 1 | 0 | 2 | .360 | 0 | 0 | 0 | 1 | 0 |
| 24 Gordon, Cole | 6.35 | 1-0 | 3 | 0 | 0 | 0/0 | 1 | 5.2 | 8 | 4 | 4 | 3 | 5 | 2 | 0 | 1 | .320 | 1 | 0 | 0 | 0 | 0 |
| 16 Eagan, Jack | 6.43 | 0-0 | 5 | 1 | 0 | 0/0 | 0 | 7.0 | 6 | 6 | 5 | 4 | 7 | 3 | 0 | 0 | .250 | 1 | 1 | 0 | 1 | 2 |
| 14 Self, Riley | 6.75 | 0-0 | 4 | 0 | 0 | 0/0 | 0 | 5.1 | 8 | 4 | 4 | 1 | 7 | 2 | 0 | 1 | .333 | 1 | 1 | 0 | 0 | 0 |
| 27 Brock, Bryce | 13.50 | 0-0 | 1 | 0 | 0 | 0/0 | 0 | 0.2 | 1 | 1 | 1 | 1 | 1 | 0 | 0 | 0 | .333 | 0 | 1 | 0 | 0 | 0 |
| 39 Spring, Tyler | 18.00 | 0-0 | 1 | 0 | 0 | 0/0 | 0 | 1.0 | 3 | 2 | 2 | 0 | 3 | 2 | 0 | 0 | .500 | 1 | 0 | 0 | 0 | 0 |
| Totals | 3.96 | 7-3 | 10 | 10 | 0 | 1/1 | 2 | 91.0 | 89 | 48 | 40 | 30 | 104 | 27 | 0 | 7 | .255 | 8 | 9 | 0 | 4 | 4 |
| Opponents | 7.76 | 3-7 | 10 | 10 | 0 | 0/0 | 1 | 87.0 | 117 | 77 | 75 | 38 | 56 | 20 | 2 | 13 | .323 | 10 | 6 | 1 | 3 | 3 |

PB - Team (1), Skelton 1, Opp (4). Pickoffs - Team (1), Skelton 1, Opp (3). SBA/ATT - Skelton (7-10), Ginn (2-4), James (2-2), Plumlee (0-1), Eagan (1-1), White (1-1), Small (1-1).



Versus Ranked Opponents Statistics

Record: 9-5 Home: 6-4 Away: 2-1 Neutral: 1-0 SEC: 5-4

| Player | avg | gp-gs | ab | r | h | 2b | 3b | hr | rbi | tb | slg% | bb | hp | so | gdp | ob% | sf | sh | sb-att | po | a | e | fld% |
|----------------------|------|-------|-----|----|-----|----|----|----|-----|-----|------|----|----|-----|-----|------|----|----|--------|-----|-----|----|-------|
| 11 Westburg, Jordan | .393 | 14-14 | 61 | 14 | 24 | 10 | 0 | 3 | 15 | 43 | .705 | 5 | 2 | 14 | 0 | .449 | 1 | 0 | 2-2 | 16 | 43 | 5 | .922 |
| 8 Skelton, Dustin | .377 | 14-13 | 53 | 10 | 20 | 2 | 0 | 3 | 11 | 31 | .585 | 5 | 0 | 17 | 1 | .431 | 0 | 2 | 1-2 | 134 | 19 | 0 | 1.000 |
| 15 Mangum, Jake | .365 | 14-14 | 63 | 12 | 23 | 7 | 1 | 1 | 6 | 35 | .556 | 4 | 1 | 3 | 0 | .406 | 1 | 0 | 3-5 | 24 | 2 | 0 | 1.000 |
| 40 MacNamee, Elijah | .340 | 14-14 | 50 | 13 | 17 | 5 | 0 | 2 | 10 | 28 | .560 | 10 | 2 | 8 | 2 | .453 | 2 | 0 | 0-0 | 18 | 0 | 1 | .947 |
| 17 Foscue, Justin | .283 | 14-14 | 60 | 15 | 17 | 3 | 0 | 4 | 12 | 32 | .533 | 5 | 0 | 11 | 0 | .338 | 0 | 0 | 0-0 | 7 | 19 | 2 | .929 |
| 2 Halter, Gunner | .233 | 13-13 | 43 | 6 | 10 | 3 | 0 | 0 | 6 | 13 | .302 | 3 | 0 | 12 | 0 | .283 | 0 | 3 | 1-1 | 13 | 20 | 3 | .917 |
| 4 Jordan, Rowdey | .208 | 14-13 | 48 | 9 | 10 | 4 | 0 | 1 | 8 | 17 | .354 | 5 | 1 | 6 | 1 | .296 | 0 | 1 | 2-3 | 24 | 0 | 1 | .960 |
| 5 Allen, Tanner | .203 | 14-14 | 59 | 7 | 12 | 2 | 0 | 1 | 6 | 17 | .288 | 8 | 0 | 10 | 1 | .299 | 0 | 0 | 0-0 | 116 | 6 | 1 | .992 |
| ----- | | | | | | | | | | | | | | | | | | | | | | | |
| 33 Cumbest, Brad | .400 | 5-1 | 10 | 1 | 4 | 2 | 0 | 0 | 1 | 6 | .600 | 1 | 0 | 2 | 0 | .455 | 0 | 0 | 0-0 | 1 | 0 | 0 | 1.000 |
| 10 Hatcher, Josh | .333 | 9-8 | 24 | 3 | 8 | 1 | 0 | 0 | 2 | 9 | .375 | 3 | 1 | 7 | 0 | .429 | 0 | 0 | 1-1 | 1 | 0 | 0 | 1.000 |
| 12 Jones, Hayden | .250 | 5-4 | 12 | 0 | 3 | 1 | 0 | 0 | 0 | 4 | .333 | 0 | 0 | 1 | 0 | .250 | 0 | 0 | 0-1 | 10 | 1 | 0 | 1.000 |
| 34 Gilbert, Marshall | .250 | 7-2 | 12 | 0 | 3 | 0 | 0 | 0 | 0 | 3 | .250 | 0 | 0 | 5 | 0 | .250 | 0 | 0 | 0-0 | 5 | 3 | 0 | 1.000 |
| 32 Jordan, Landon | .222 | 7-1 | 9 | 1 | 2 | 0 | 0 | 0 | 2 | 2 | .222 | 0 | 0 | 1 | 1 | .222 | 0 | 0 | 0-0 | 4 | 3 | 0 | 1.000 |
| 20 Hancock, Luke | .000 | 1-1 | 2 | 0 | 0 | 0 | 0 | 0 | 0 | 0 | .000 | 1 | 0 | 0 | 0 | .333 | 0 | 0 | 0-0 | 0 | 0 | 0 | .000 |
| 3 Ginn, JT | .000 | 2-0 | 2 | 0 | 0 | 0 | 0 | 0 | 0 | 0 | .000 | 0 | 0 | 1 | 0 | .000 | 0 | 0 | 0-0 | 1 | 6 | 0 | 1.000 |
| 31 Bell, Benjamin | .000 | 3-0 | 0 | 0 | 0 | 0 | 0 | 0 | 0 | 0 | .000 | 0 | 0 | 0 | 0 | .000 | 0 | 0 | 0-0 | 0 | 0 | 0 | .000 |
| Totals | .301 | 14 | 508 | 91 | 153 | 40 | 1 | 15 | 79 | 240 | .472 | 50 | 7 | 98 | 6 | .369 | 4 | 6 | 10-15 | 378 | 133 | 17 | .968 |
| Opponents | .238 | 14 | 479 | 71 | 114 | 22 | 2 | 11 | 64 | 173 | .361 | 39 | 14 | 163 | 5 | .310 | 6 | 4 | 11-19 | 365 | 131 | 20 | .961 |

LOB - Team (119), Opp (93). DPs turned - Team (5), Opp (7). IBB - Team (2), Allen 2, Opp (1).

(Versus Ranked Teams Sorted by Earned run avg)

| Player | era | w-l | app | gs | cg | sho | sv | ip | h | r | er | bb | so | 2b | 3b | hr | b/avg | wp | hp | bk | sfa | sha |
|--------------------|-------|-----|-----|----|----|-----|----|-------|-----|----|----|----|-----|----|----|----|-------|----|----|----|-----|-----|
| 44 Small, Ethan | 1.88 | 2-0 | 4 | 4 | 0 | 0/0 | 0 | 24.0 | 9 | 5 | 5 | 10 | 41 | 0 | 1 | 4 | .114 | 2 | 1 | 0 | 0 | 1 |
| 3 Ginn, JT | 3.62 | 4-1 | 5 | 5 | 0 | 0/0 | 0 | 32.1 | 27 | 14 | 13 | 5 | 43 | 6 | 0 | 0 | .218 | 5 | 3 | 1 | 0 | 0 |
| ----- | | | | | | | | | | | | | | | | | | | | | | |
| 46 Barlow, Trysten | 1.00 | 0-1 | 8 | 0 | 0 | 0/0 | 0 | 9.0 | 6 | 2 | 1 | 1 | 14 | 1 | 0 | 0 | .182 | 1 | 2 | 0 | 1 | 0 |
| 13 Plumlee, Peyton | 3.60 | 0-1 | 2 | 1 | 0 | 0/0 | 0 | 5.0 | 3 | 2 | 2 | 2 | 8 | 1 | 0 | 1 | .158 | 0 | 1 | 0 | 0 | 0 |
| 16 Eagan, Jack | 5.40 | 0-0 | 4 | 0 | 0 | 0/0 | 0 | 5.0 | 4 | 4 | 3 | 2 | 4 | 2 | 0 | 1 | .267 | 0 | 1 | 0 | 1 | 1 |
| 19 Liebelt, Jared | 5.56 | 0-0 | 8 | 0 | 0 | 0/0 | 1 | 11.1 | 10 | 7 | 7 | 3 | 9 | 3 | 0 | 1 | .244 | 0 | 0 | 0 | 2 | 0 |
| 24 Gordon, Cole | 5.79 | 2-0 | 6 | 0 | 0 | 0/0 | 3 | 9.1 | 7 | 6 | 6 | 5 | 15 | 0 | 0 | 1 | .200 | 2 | 1 | 0 | 1 | 0 |
| 18 James, Keegan | 5.84 | 1-1 | 5 | 4 | 0 | 0/0 | 0 | 12.1 | 18 | 9 | 8 | 7 | 13 | 3 | 0 | 0 | .333 | 4 | 1 | 1 | 0 | 2 |
| 14 Self, Riley | 6.23 | 0-0 | 5 | 0 | 0 | 0/0 | 0 | 4.1 | 9 | 3 | 3 | 0 | 4 | 3 | 0 | 0 | .429 | 1 | 0 | 0 | 0 | 0 |
| 41 White, Colby | 8.44 | 0-1 | 6 | 0 | 0 | 0/0 | 0 | 5.1 | 6 | 6 | 5 | 1 | 7 | 1 | 0 | 0 | .286 | 0 | 1 | 0 | 0 | 0 |
| 55 Price, Spencer | 11.57 | 0-0 | 3 | 0 | 0 | 0/0 | 0 | 2.1 | 2 | 3 | 3 | 1 | 1 | 0 | 0 | 1 | .222 | 0 | 0 | 0 | 0 | 0 |
| 27 Brock, Bryce | 13.50 | 0-0 | 1 | 0 | 0 | 0/0 | 0 | 0.2 | 1 | 1 | 1 | 1 | 1 | 0 | 0 | 0 | .333 | 0 | 1 | 0 | 0 | 0 |
| 6 Smith, Brandon | 14.40 | 0-0 | 5 | 0 | 0 | 0/0 | 0 | 5.0 | 12 | 9 | 8 | 1 | 3 | 2 | 1 | 2 | .480 | 0 | 2 | 0 | 1 | 0 |
| Totals | 4.64 | 9-5 | 14 | 14 | 0 | 0/0 | 4 | 126.0 | 114 | 71 | 65 | 39 | 163 | 22 | 2 | 11 | .238 | 15 | 14 | 2 | 6 | 4 |
| Opponents | 5.99 | 5-9 | 14 | 14 | 0 | 1/1 | 2 | 121.2 | 153 | 91 | 81 | 50 | 98 | 40 | 1 | 15 | .301 | 11 | 7 | 0 | 4 | 6 |

PB - Team (1), Skelton 1, Opp (6). Pickoffs - Team (1), Skelton 1. SBA/ATT - Skelton (10-14), Ginn (8-10), Gilbert (1-3), James (2-3), White (1-2), Barlow (0-2), Gordon (0-1), Small (0-1), Jones (0-1).



Results

| Date | Opponent | Score | Inns | Overall | SEC | Pitcher of record | Attend | Time |
|-----------------|----------------------|---------|------|---------|--------|-------------------|--------|------|
| Feb 15, 2019 | YOUNGSTOWN STATE | w 14-3 | 9 | 1-0-0 | 0-0-0 | Gordon (W 1-0) | 8503 | 3:00 |
| Feb 16, 2019 | YOUNGSTOWN STATE-1 | w 14-2 | 9 | 2-0-0 | 0-0-0 | Ginn (W 1-0) | 9157 | 3:00 |
| Feb 16, 2019 | YOUNGSTOWN STATE-2 | w 8-0 | 9 | 3-0-0 | 0-0-0 | James (W 1-0) | 9157 | 2:52 |
| Feb 20, 2019 | UAB | w 3-2 | 9 | 4-0-0 | 0-0-0 | Self (W 1-0) | 6539 | 2:54 |
| Feb 22, 2019 | #21 SOUTHERN MISS | L 0-1 | (10) | 4-1-0 | 0-0-0 | Barlow (L 0-1) | 7091 | 2:33 |
| Feb 23, 2019 | #21 SOUTHERN MISS | w 8-1 | 9 | 5-1-0 | 0-0-0 | Ginn (W 2-0) | 9376 | 2:35 |
| Feb 24, 2019 | #21 SOUTHERN MISS | w 4-3 | 9 | 6-1-0 | 0-0-0 | Gordon (W 2-0) | 9449 | 3:21 |
| Feb 26, 2019 | JACKSON STATE | w 17-4 | 9 | 7-1-0 | 0-0-0 | Cerantola (W 1-0) | 7019 | 2:56 |
| Feb 27, 2019 | SOUTHEASTERN LA. | w 12-0 | 9 | 8-1-0 | 0-0-0 | Plumlee (W 1-0) | 7860 | 3:01 |
| \$ Mar 01, 2019 | vs Sam Houston State | w 5-4 | 9 | 9-1-0 | 0-0-0 | Barlow (W 1-1) | 6447 | 2:54 |
| \$ Mar 02, 2019 | vs #8 Texas Tech | w 4-2 | 9 | 10-1-0 | 0-0-0 | Ginn (W 3-0) | 7527 | 3:23 |
| Mar 05, 2019 | #14 EAST CAROLINA | w 4-1 | 9 | 11-1-0 | 0-0-0 | James (W 2-0) | 7013 | 3:12 |
| Mar 06, 2019 | ARKANSAS-PINE BLUFF | w 14-1 | 9 | 12-1-0 | 0-0-0 | Cerantola (W 2-0) | 6506 | 3:08 |
| Mar 08, 2019 | MAINE-1 | w 9-2 | 9 | 13-1-0 | 0-0-0 | Small (W 1-0) | 7238 | 2:42 |
| Mar 08, 2019 | MAINE-2 | w 5-1 | 9 | 14-1-0 | 0-0-0 | Ginn (W 4-0) | 7238 | 2:35 |
| Mar 10, 2019 | MAINE | w 9-8 | 9 | 15-1-0 | 0-0-0 | White (W 1-0) | 7458 | 3:19 |
| Mar 13, 2019 | GRAMBLING | w 18-1 | 9 | 16-1-0 | 0-0-0 | Cerantola (W 3-0) | 7495 | 3:19 |
| * Mar 15, 2019 | at #4 Florida | w 6-5 | 9 | 17-1-0 | 1-0-0 | Small (W 2-0) | 4215 | 3:12 |
| * Mar 16, 2019 | at #4 Florida-1 | w 10-5 | 9 | 18-1-0 | 2-0-0 | Ginn (W 5-0) | 4019 | 3:13 |
| * Mar 16, 2019 | at #4 Florida-2 | L 2-4 | 9 | 18-2-0 | 2-1-0 | James (L 2-1) | 3247 | 2:48 |
| Mar 19, 2019 | LITTLE ROCK | w 15-4 | 9 | 19-2-0 | 2-1-0 | Eagan (W 1-0) | 7470 | 3:28 |
| Mar 20, 2019 | at Samford | w 6-4 | 9 | 20-2-0 | 2-1-0 | Spring (W 1-0) | 2284 | 3:23 |
| * Mar 22, 2019 | #16 AUBURN | L 5-6 | 9 | 20-3-0 | 2-2-0 | White (L 1-1) | 10029 | 3:14 |
| * Mar 23, 2019 | #16 AUBURN | w 15-2 | 9 | 21-3-0 | 3-2-0 | Ginn (W 6-0) | 12343 | 3:22 |
| * Mar 24, 2019 | #16 AUBURN | w 20-15 | 9 | 22-3-0 | 4-2-0 | Gordon (W 3-0) | 9886 | 4:11 |
| Mar 26, 2019 | MISS. VALLEY STATE | w 18-5 | 9 | 23-3-0 | 4-2-0 | Liebelt (W 1-0) | 7198 | 3:24 |
| * Mar 28, 2019 | #17 LSU | w 6-5 | 9 | 24-3-0 | 5-2-0 | Small (W 3-0) | 9797 | 3:34 |
| * Mar 29, 2019 | #17 LSU | L 5-10 | 9 | 24-4-0 | 5-3-0 | Ginn (L 6-1) | 11262 | 3:36 |
| * Mar 30, 2019 | #17 LSU | L 2-11 | 9 | 24-5-0 | 5-4-0 | Plumlee (L 1-1) | 11648 | 3:15 |
| Apr 03, 2019 | ULM | w 21-8 | 9 | 25-5-0 | 5-4-0 | Smith (W 1-0) | 7532 | 3:46 |
| * Apr 05, 2019 | at Tennessee | w 6-3 | (11) | 26-5-0 | 6-4-0 | Barlow (W 2-1) | 2684 | 3:33 |
| * Apr 06, 2019 | at Tennessee | L 1-2 | 9 | 26-6-0 | 6-5-0 | Plumlee (L 1-2) | 2485 | 2:46 |
| * Apr 07, 2019 | at Tennessee | w 7-5 | 9 | 27-6-0 | 7-5-0 | James (W 3-1) | 2416 | 3:09 |
| Apr 10, 2019 | SOUTH ALABAMA | w 7-5 | 9 | 28-6-0 | 7-5-0 | Smith (W 2-0) | 7270 | 3:13 |
| * Apr 12, 2019 | ALABAMA | w 6-0 | 9 | 29-6-0 | 8-5-0 | Small (W 4-0) | 10386 | 2:55 |
| * Apr 13, 2019 | ALABAMA | w 9-1 | 9 | 30-6-0 | 9-5-0 | Plumlee (W 2-2) | 11112 | 3:59 |
| * Apr 14, 2019 | ALABAMA | w 13-3 | 9 | 31-6-0 | 10-5-0 | Ginn (W 7-1) | 8593 | 3:25 |

* = SEC game

\$ = Frisco Classic (Dr Pepper Ballpark; Frisco, Texas)

Rankings from Baseball America

() extra inning game



Game-by-Game

Hitting

| Date | Opponent | ab | r | h | rbi | 2b | 3b | hr | tb | bb | ibb | sb | cs | hbp | sac | sf | gdp | k | po | a | e | lob | avg |
|---------|-------------------|------|-----|-----|-----|----|----|----|-----|-----|-----|----|----|-----|-----|----|-----|-----|------|-----|----|-----|------|
| Feb 15 | YOUNGSTOWN ST | 40 | 14 | 14 | 14 | 4 | 0 | 2 | 24 | 4 | 0 | 0 | 0 | 0 | 0 | 0 | 0 | 2 | 27 | 6 | 1 | 6 | .350 |
| Feb 16 | YOUNGSTOWN ST | 36 | 14 | 14 | 13 | 5 | 0 | 1 | 22 | 6 | 0 | 1 | 1 | 1 | 0 | 1 | 0 | 3 | 27 | 8 | 0 | 6 | .368 |
| Feb 16 | YOUNGSTOWN ST | 35 | 8 | 11 | 8 | 3 | 1 | 2 | 22 | 3 | 0 | 2 | 0 | 3 | 0 | 0 | 0 | 8 | 27 | 7 | 1 | 9 | .351 |
| Feb 20 | UAB | 29 | 3 | 3 | 3 | 0 | 0 | 0 | 3 | 3 | 0 | 1 | 0 | 1 | 0 | 0 | 0 | 8 | 27 | 13 | 0 | 6 | .300 |
| Feb 22 | SOUTHERN MISS | 36 | 0 | 7 | 0 | 0 | 0 | 0 | 7 | 0 | 0 | 2 | 1 | 0 | 0 | 0 | 0 | 4 | 30 | 12 | 0 | 6 | .278 |
| Feb 23 | SOUTHERN MISS | 36 | 8 | 13 | 8 | 1 | 0 | 3 | 23 | 5 | 1 | 1 | 0 | 0 | 0 | 0 | 2 | 6 | 27 | 16 | 0 | 9 | .292 |
| Feb 24 | SOUTHERN MISS | 35 | 4 | 7 | 4 | 4 | 0 | 0 | 11 | 4 | 1 | 0 | 0 | 0 | 0 | 0 | 1 | 9 | 27 | 9 | 0 | 9 | .279 |
| Feb 26 | JACKSON STATE | 35 | 17 | 12 | 12 | 4 | 0 | 2 | 22 | 8 | 0 | 3 | 0 | 3 | 0 | 1 | 1 | 0 | 27 | 6 | 2 | 6 | .287 |
| Feb 27 | SOUTHEASTERN L | 33 | 12 | 12 | 10 | 2 | 0 | 2 | 20 | 8 | 0 | 2 | 1 | 2 | 0 | 1 | 0 | 6 | 27 | 6 | 1 | 8 | .295 |
| Mar 01 | vs Sam Houston St | 34 | 5 | 10 | 4 | 3 | 0 | 0 | 13 | 0 | 0 | 1 | 0 | 0 | 1 | 1 | 0 | 6 | 27 | 12 | 2 | 7 | .295 |
| Mar 02 | vs Texas Tech | 33 | 4 | 8 | 2 | 1 | 0 | 0 | 9 | 5 | 0 | 1 | 1 | 2 | 1 | 1 | 0 | 9 | 27 | 8 | 0 | 11 | .291 |
| Mar 05 | EAST CAROLINA | 28 | 4 | 6 | 3 | 1 | 0 | 0 | 7 | 5 | 0 | 0 | 0 | 0 | 1 | 1 | 1 | 9 | 27 | 9 | 4 | 7 | .285 |
| Mar 06 | ARKANSAS-PINE B | 36 | 14 | 15 | 13 | 6 | 0 | 0 | 21 | 6 | 1 | 1 | 1 | 2 | 1 | 1 | 0 | 4 | 27 | 9 | 1 | 8 | .296 |
| Mar 08 | MAINE | 37 | 9 | 14 | 8 | 3 | 0 | 1 | 20 | 2 | 0 | 4 | 1 | 0 | 0 | 0 | 0 | 5 | 27 | 8 | 1 | 6 | .302 |
| Mar 08 | MAINE | 30 | 5 | 8 | 3 | 1 | 0 | 1 | 12 | 4 | 2 | 2 | 1 | 0 | 0 | 1 | 1 | 5 | 27 | 7 | 2 | 6 | .300 |
| Mar 10 | MAINE | 35 | 9 | 11 | 9 | 1 | 0 | 2 | 18 | 3 | 1 | 6 | 0 | 2 | 0 | 0 | 1 | 5 | 27 | 10 | 0 | 7 | .301 |
| Mar 13 | GRAMBLING | 41 | 18 | 18 | 16 | 4 | 2 | 1 | 29 | 8 | 0 | 1 | 1 | 0 | 0 | 1 | 0 | 9 | 27 | 6 | 2 | 8 | .311 |
| *Mar 15 | at Florida | 35 | 6 | 10 | 5 | 2 | 0 | 1 | 15 | 4 | 0 | 0 | 0 | 1 | 2 | 0 | 0 | 7 | 27 | 5 | 0 | 9 | .309 |
| *Mar 16 | at Florida | 45 | 10 | 17 | 8 | 6 | 0 | 3 | 32 | 0 | 0 | 0 | 0 | 0 | 0 | 0 | 0 | 9 | 27 | 12 | 2 | 8 | .314 |
| *Mar 16 | at Florida | 34 | 2 | 8 | 2 | 3 | 0 | 0 | 11 | 1 | 0 | 0 | 0 | 0 | 1 | 0 | 0 | 5 | 24 | 7 | 0 | 7 | .310 |
| Mar 19 | LITTLE ROCK | 40 | 15 | 15 | 13 | 3 | 2 | 0 | 22 | 8 | 0 | 2 | 0 | 0 | 0 | 0 | 1 | 6 | 27 | 9 | 0 | 9 | .314 |
| Mar 20 | at Samford | 37 | 6 | 11 | 6 | 1 | 1 | 0 | 14 | 7 | 0 | 2 | 0 | 1 | 0 | 0 | 1 | 5 | 27 | 8 | 1 | 12 | .313 |
| *Mar 22 | AUBURN | 37 | 5 | 7 | 3 | 2 | 0 | 0 | 9 | 3 | 0 | 0 | 0 | 2 | 0 | 0 | 0 | 7 | 27 | 10 | 1 | 10 | .307 |
| *Mar 23 | AUBURN | 41 | 15 | 20 | 12 | 5 | 0 | 1 | 28 | 8 | 0 | 1 | 1 | 0 | 0 | 1 | 1 | 7 | 27 | 13 | 0 | 11 | .316 |
| *Mar 24 | AUBURN | 45 | 20 | 21 | 20 | 8 | 0 | 2 | 35 | 5 | 0 | 3 | 0 | 1 | 0 | 1 | 0 | 6 | 27 | 10 | 3 | 8 | .323 |
| Mar 26 | MISS. VALLEY STA | 41 | 18 | 17 | 15 | 2 | 0 | 2 | 25 | 5 | 0 | 5 | 0 | 1 | 0 | 2 | 0 | 2 | 27 | 9 | 2 | 7 | .327 |
| *Mar 28 | LSU | 32 | 6 | 11 | 6 | 3 | 0 | 3 | 23 | 4 | 0 | 2 | 1 | 1 | 1 | 0 | 1 | 6 | 27 | 6 | 2 | 8 | .328 |
| *Mar 29 | LSU | 35 | 5 | 8 | 4 | 2 | 1 | 1 | 15 | 4 | 0 | 0 | 0 | 0 | 0 | 0 | 0 | 10 | 27 | 7 | 2 | 7 | .324 |
| *Mar 30 | LSU | 36 | 2 | 10 | 2 | 2 | 0 | 1 | 15 | 2 | 0 | 0 | 1 | 0 | 0 | 0 | 0 | 4 | 27 | 9 | 3 | 9 | .323 |
| Apr 03 | ULM | 39 | 21 | 19 | 20 | 0 | 1 | 2 | 27 | 8 | 0 | 1 | 1 | 2 | 1 | 1 | 1 | 4 | 27 | 9 | 1 | 6 | .329 |
| *Apr 05 | at Tennessee | 42 | 6 | 11 | 5 | 2 | 0 | 0 | 13 | 5 | 0 | 1 | 1 | 0 | 0 | 0 | 0 | 10 | 33 | 7 | 0 | 8 | .326 |
| *Apr 06 | at Tennessee | 32 | 1 | 5 | 1 | 0 | 0 | 0 | 5 | 2 | 0 | 1 | 0 | 0 | 0 | 0 | 0 | 6 | 24 | 12 | 1 | 6 | .322 |
| *Apr 07 | at Tennessee | 35 | 7 | 13 | 7 | 3 | 0 | 2 | 22 | 1 | 0 | 0 | 0 | 3 | 1 | 1 | 2 | 3 | 27 | 18 | 1 | 7 | .323 |
| Apr 10 | SOUTH ALABAMA | 32 | 7 | 11 | 7 | 3 | 0 | 2 | 20 | 3 | 0 | 0 | 0 | 1 | 0 | 0 | 1 | 2 | 27 | 12 | 0 | 5 | .324 |
| *Apr 12 | ALABAMA | 37 | 6 | 13 | 6 | 2 | 0 | 1 | 18 | 1 | 0 | 0 | 0 | 0 | 0 | 0 | 0 | 5 | 27 | 7 | 0 | 8 | .324 |
| *Apr 13 | ALABAMA | 33 | 9 | 10 | 9 | 0 | 0 | 3 | 19 | 6 | 0 | 0 | 0 | 0 | 1 | 0 | 0 | 7 | 27 | 15 | 1 | 7 | .324 |
| *Apr 14 | ALABAMA | 41 | 13 | 17 | 12 | 6 | 0 | 1 | 26 | 6 | 0 | 1 | 0 | 0 | 0 | 1 | 0 | 5 | 27 | 12 | 0 | 11 | .327 |
| Totals | | 1338 | 328 | 437 | 293 | 98 | 8 | 42 | 677 | 157 | 6 | 47 | 13 | 29 | 11 | 16 | 15 | 214 | 1002 | 349 | 37 | 288 | .327 |



Game-by-Game

Pitching

| Date | Opponent | ip | h | r | er | bb | so | 2b | 3b | hr | wp | bk | hbp | dp | ibb | score | w-l | sv | era |
|---------|-------------------|-------|-----|-----|-----|-----|-----|----|----|----|----|----|-----|----|-----|---------|------|----|------|
| Feb 15 | YOUNGSTOWN ST | 9.0 | 5 | 3 | 3 | 1 | 18 | 1 | 0 | 1 | 1 | 0 | 1 | 0 | 0 | 14-3 | 1-0 | 0 | 3.00 |
| Feb 16 | YOUNGSTOWN ST | 9.0 | 3 | 2 | 2 | 5 | 15 | 0 | 0 | 1 | 1 | 0 | 1 | 0 | 0 | 14-2 | 2-0 | 0 | 2.50 |
| Feb 16 | YOUNGSTOWN ST | 9.0 | 7 | 0 | 0 | 2 | 10 | 0 | 0 | 0 | 1 | 0 | 1 | 1 | 0 | 8-0 | 3-0 | 0 | 1.67 |
| Feb 20 | UAB | 9.0 | 9 | 2 | 2 | 2 | 10 | 0 | 0 | 0 | 1 | 0 | 1 | 0 | 0 | 3-2 | 4-0 | 1 | 1.75 |
| Feb 22 | SOUTHERN MISS | 10.0 | 3 | 1 | 1 | 2 | 16 | 0 | 0 | 0 | 1 | 0 | 1 | 0 | 0 | 0-1 | 4-1 | 1 | 1.57 |
| Feb 23 | SOUTHERN MISS | 9.0 | 4 | 1 | 1 | 1 | 11 | 0 | 1 | 0 | 3 | 0 | 1 | 1 | 0 | 8-1 | 5-1 | 1 | 1.47 |
| Feb 24 | SOUTHERN MISS | 9.0 | 8 | 3 | 3 | 8 | 10 | 1 | 0 | 1 | 2 | 0 | 0 | 1 | 1 | 4-3 | 6-1 | 1 | 1.69 |
| Feb 26 | JACKSON STATE | 9.0 | 8 | 4 | 1 | 1 | 11 | 2 | 0 | 0 | 1 | 0 | 2 | 0 | 0 | 17-4 | 7-1 | 1 | 1.60 |
| Feb 27 | SOUTHEASTERN L | 9.0 | 2 | 0 | 0 | 2 | 14 | 0 | 0 | 0 | 1 | 0 | 1 | 1 | 0 | 12-0 | 8-1 | 1 | 1.43 |
| Mar 01 | vs Sam Houston St | 9.0 | 11 | 4 | 2 | 0 | 9 | 1 | 1 | 0 | 0 | 0 | 1 | 0 | 0 | 5-4 | 9-1 | 2 | 1.48 |
| Mar 02 | vs Texas Tech | 9.0 | 3 | 2 | 2 | 1 | 12 | 0 | 0 | 0 | 2 | 1 | 0 | 0 | 0 | 4-2 | 10-1 | 3 | 1.53 |
| Mar 05 | EAST CAROLINA | 9.0 | 4 | 1 | 1 | 1 | 14 | 2 | 0 | 0 | 1 | 0 | 4 | 1 | 0 | 4-1 | 11-1 | 4 | 1.49 |
| Mar 06 | ARKANSAS-PINE B | 9.0 | 5 | 1 | 1 | 4 | 8 | 1 | 0 | 0 | 1 | 0 | 0 | 1 | 1 | 14-1 | 12-1 | 4 | 1.45 |
| Mar 08 | MAINE | 9.0 | 7 | 2 | 1 | 2 | 13 | 3 | 0 | 0 | 0 | 0 | 0 | 1 | 0 | 9-2 | 13-1 | 5 | 1.42 |
| Mar 08 | MAINE | 9.0 | 6 | 1 | 1 | 0 | 13 | 0 | 0 | 0 | 1 | 1 | 0 | 0 | 0 | 5-1 | 14-1 | 5 | 1.39 |
| Mar 10 | MAINE | 9.0 | 9 | 8 | 8 | 7 | 10 | 1 | 0 | 0 | 1 | 0 | 1 | 1 | 0 | 9-8 | 15-1 | 6 | 1.80 |
| Mar 13 | GRAMBLING | 9.0 | 6 | 1 | 0 | 3 | 11 | 0 | 0 | 0 | 1 | 0 | 1 | 0 | 0 | 18-1 | 16-1 | 6 | 1.69 |
| *Mar 15 | at Florida | 9.0 | 6 | 5 | 5 | 4 | 13 | 0 | 0 | 1 | 1 | 0 | 1 | 0 | 0 | 6-5 | 17-1 | 6 | 1.88 |
| *Mar 16 | at Florida | 9.0 | 11 | 5 | 5 | 0 | 12 | 3 | 0 | 1 | 0 | 0 | 1 | 0 | 0 | 10-5 | 18-1 | 7 | 2.04 |
| *Mar 16 | at Florida | 8.0 | 8 | 4 | 4 | 2 | 6 | 2 | 0 | 1 | 0 | 1 | 1 | 0 | 0 | 2-4 | 18-2 | 7 | 2.15 |
| Mar 19 | LITTLE ROCK | 9.0 | 5 | 4 | 4 | 6 | 12 | 2 | 0 | 0 | 2 | 0 | 3 | 0 | 0 | 15-4 | 19-2 | 7 | 2.24 |
| Mar 20 | at Samford | 9.0 | 10 | 4 | 3 | 3 | 14 | 1 | 0 | 1 | 0 | 0 | 2 | 0 | 0 | 6-4 | 20-2 | 8 | 2.27 |
| *Mar 22 | AUBURN | 9.0 | 9 | 6 | 6 | 3 | 11 | 2 | 1 | 2 | 0 | 0 | 0 | 0 | 0 | 5-6 | 20-3 | 8 | 2.43 |
| *Mar 23 | AUBURN | 9.0 | 4 | 2 | 2 | 1 | 9 | 2 | 0 | 0 | 0 | 0 | 1 | 0 | 0 | 15-2 | 21-3 | 8 | 2.42 |
| *Mar 24 | AUBURN | 9.0 | 21 | 15 | 14 | 3 | 8 | 3 | 0 | 2 | 1 | 0 | 2 | 1 | 0 | 20-15 | 22-3 | 8 | 2.88 |
| Mar 26 | MISS. VALLEY STA | 9.0 | 2 | 5 | 4 | 5 | 16 | 1 | 0 | 0 | 3 | 0 | 4 | 0 | 0 | 18-5 | 23-3 | 8 | 2.92 |
| *Mar 28 | LSU | 9.0 | 9 | 5 | 5 | 4 | 17 | 1 | 0 | 1 | 2 | 0 | 0 | 0 | 0 | 6-5 | 24-3 | 9 | 3.00 |
| *Mar 29 | LSU | 9.0 | 13 | 10 | 8 | 3 | 12 | 4 | 0 | 0 | 0 | 0 | 1 | 0 | 0 | 5-10 | 24-4 | 9 | 3.18 |
| *Mar 30 | LSU | 9.0 | 11 | 11 | 8 | 6 | 12 | 2 | 0 | 2 | 2 | 0 | 1 | 1 | 0 | 2-11 | 24-5 | 9 | 3.34 |
| Apr 03 | ULM | 9.0 | 11 | 8 | 6 | 5 | 14 | 5 | 0 | 1 | 1 | 0 | 0 | 0 | 0 | 21-8 | 25-5 | 9 | 3.43 |
| *Apr 05 | at Tennessee | 11.0 | 10 | 3 | 3 | 0 | 12 | 4 | 0 | 0 | 1 | 0 | 1 | 1 | 0 | 6-3 | 26-5 | 9 | 3.40 |
| *Apr 06 | at Tennessee | 8.0 | 3 | 2 | 1 | 3 | 6 | 1 | 0 | 0 | 0 | 0 | 1 | 0 | 0 | 1-2 | 26-6 | 9 | 3.33 |
| *Apr 07 | at Tennessee | 9.0 | 9 | 5 | 5 | 0 | 7 | 2 | 0 | 1 | 1 | 0 | 2 | 0 | 0 | 7-5 | 27-6 | 10 | 3.38 |
| Apr 10 | SOUTH ALABAMA | 9.0 | 11 | 5 | 5 | 3 | 10 | 1 | 0 | 2 | 1 | 0 | 1 | 2 | 0 | 7-5 | 28-6 | 11 | 3.43 |
| *Apr 12 | ALABAMA | 9.0 | 4 | 0 | 0 | 4 | 18 | 3 | 0 | 0 | 1 | 0 | 0 | 0 | 0 | 6-0 | 29-6 | 11 | 3.33 |
| *Apr 13 | ALABAMA | 9.0 | 6 | 1 | 1 | 3 | 5 | 2 | 0 | 0 | 0 | 0 | 1 | 1 | 0 | 9-1 | 30-6 | 11 | 3.27 |
| *Apr 14 | ALABAMA | 9.0 | 11 | 3 | 3 | 3 | 8 | 3 | 0 | 1 | 1 | 0 | 1 | 0 | 0 | 13-3 | 31-6 | 11 | 3.26 |
| Totals | | 334.0 | 274 | 139 | 121 | 103 | 427 | 56 | 3 | 19 | 36 | 3 | 40 | 14 | 2 | 328-139 | 31-6 | 11 | 3.26 |



Non-Starter Statistics

| Player | avg | gp-gs | ab | r | h | 2b | 3b | hr | rbi | tb | slg% | bb | hp | so | gdp | ob% | sf | sh | sb-att | po | a | e | fld% |
|----------------------|-------|-------|----|----|----|----|----|----|-----|----|-------|----|----|----|-----|-------|----|----|--------|----|----|---|-------|
| 8 Skelton, Dustin | 1.000 | 3-0 | 3 | 1 | 3 | 1 | 0 | 0 | 3 | 4 | 1.333 | 0 | 0 | 0 | 0 | 1.000 | 0 | 0 | 0-0 | 5 | 1 | 0 | 1.000 |
| 20 Hancock, Luke | .500 | 9-0 | 8 | 2 | 4 | 1 | 0 | 0 | 7 | 5 | .625 | 2 | 0 | 2 | 0 | .600 | 0 | 0 | 0-0 | 8 | 0 | 0 | 1.000 |
| 27 Brock, Bryce | .500 | 1-0 | 2 | 1 | 1 | 0 | 0 | 0 | 1 | 1 | .500 | 0 | 0 | 0 | 0 | .500 | 0 | 0 | 0-0 | 0 | 0 | 0 | .000 |
| 32 Jordan, Landon | .400 | 14-0 | 15 | 6 | 6 | 2 | 0 | 0 | 3 | 8 | .533 | 2 | 0 | 2 | 1 | .471 | 0 | 0 | 0-0 | 2 | 1 | 0 | 1.000 |
| 10 Hatcher, Josh | .300 | 9-0 | 10 | 1 | 3 | 0 | 0 | 0 | 3 | 3 | .300 | 2 | 0 | 3 | 0 | .417 | 0 | 0 | 0-0 | 2 | 1 | 0 | 1.000 |
| 12 Jones, Hayden | .250 | 7-0 | 8 | 0 | 2 | 1 | 0 | 0 | 2 | 3 | .375 | 1 | 0 | 2 | 0 | .333 | 0 | 0 | 0-0 | 20 | 0 | 1 | .952 |
| 33 Cumbest, Brad | .214 | 15-0 | 14 | 3 | 3 | 2 | 0 | 0 | 3 | 5 | .357 | 2 | 1 | 5 | 0 | .333 | 1 | 0 | 0-0 | 4 | 0 | 0 | 1.000 |
| 34 Gilbert, Marshall | .158 | 15-0 | 19 | 0 | 3 | 2 | 0 | 0 | 0 | 5 | .263 | 4 | 0 | 10 | 0 | .304 | 0 | 0 | 0-0 | 12 | 1 | 0 | 1.000 |
| 3 Ginn, JT | .000 | 3-0 | 3 | 0 | 0 | 0 | 0 | 0 | 0 | 0 | .000 | 0 | 0 | 1 | 0 | .000 | 0 | 0 | 0-0 | 0 | 0 | 0 | .000 |
| 31 Bell, Benjamin | .000 | 8-0 | 1 | 3 | 0 | 0 | 0 | 0 | 0 | 0 | .000 | 0 | 0 | 0 | 1 | .000 | 0 | 0 | 0-0 | 0 | 0 | 0 | .000 |
| 2 Halter, Gunner | .000 | 2-0 | 1 | 1 | 0 | 0 | 0 | 0 | 1 | 0 | .000 | 1 | 0 | 0 | 0 | .500 | 0 | 1 | 0-0 | 1 | 0 | 0 | 1.000 |
| ----- | | | | | | | | | | | | | | | | | | | | | | | |
| 4 Jordan, Rowdey | .000 | 1-0 | 0 | 1 | 0 | 0 | 0 | 0 | 0 | 0 | .000 | 0 | 0 | 0 | 0 | .000 | 0 | 0 | 0-0 | 0 | 0 | 0 | .000 |
| Totals | .298 | 37 | 84 | 19 | 25 | 9 | 0 | 0 | 23 | 34 | .405 | 14 | 1 | 25 | 2 | .400 | 1 | 1 | 0-0 | 67 | 28 | 5 | .950 |
| Opponents | .275 | 37 | 69 | 11 | 19 | 4 | 0 | 2 | 13 | 29 | .420 | 6 | 0 | 31 | 1 | .329 | 1 | 0 | 1-1 | 36 | 29 | 5 | .929 |

(All games Sorted by Earned run avg)


| Player | era | w-l | app | gs | cg | sho | sv | ip | h | r | er | bb | so | 2b | 3b | hr | b/avg | wp | hp | bk | sfa | sha |
|--------------------|------|------|-----|----|----|-----|----|-------|-----|-----|-----|-----|-----|----|----|----|-------|----|----|----|-----|-----|
| 37 Cerantola, Eric | 0.00 | 1-0 | 3 | 0 | 0 | 0/0 | 0 | 4.0 | 0 | 1 | 0 | 5 | 8 | 0 | 0 | 0 | .000 | 0 | 0 | 0 | 0 | 0 |
| 43 Breaux, Kale | 0.00 | 0-0 | 1 | 0 | 0 | 0/0 | 0 | 0.1 | 1 | 0 | 0 | 1 | 1 | 1 | 0 | 0 | .500 | 0 | 0 | 0 | 0 | 0 |
| 46 Barlow, Trysten | 1.59 | 2-1 | 15 | 0 | 0 | 0/1 | 0 | 17.0 | 14 | 4 | 3 | 1 | 24 | 2 | 0 | 1 | .215 | 2 | 3 | 0 | 1 | 1 |
| 19 Liebelt, Jared | 2.81 | 1-0 | 16 | 0 | 0 | 0/3 | 3 | 25.2 | 22 | 10 | 8 | 3 | 20 | 6 | 1 | 1 | .229 | 1 | 0 | 0 | 2 | 0 |
| 39 Spring, Tyler | 2.84 | 1-0 | 6 | 0 | 0 | 0/0 | 0 | 6.1 | 6 | 2 | 2 | 1 | 11 | 3 | 0 | 0 | .231 | 1 | 1 | 0 | 0 | 0 |
| 41 White, Colby | 2.87 | 1-1 | 16 | 0 | 0 | 0/2 | 0 | 15.2 | 11 | 6 | 5 | 3 | 25 | 2 | 0 | 0 | .193 | 1 | 1 | 0 | 0 | 0 |
| 14 Self, Riley | 3.07 | 1-0 | 13 | 0 | 0 | 0/1 | 0 | 14.2 | 17 | 5 | 5 | 2 | 13 | 3 | 0 | 1 | .288 | 3 | 1 | 0 | 0 | 0 |
| 55 Price, Spencer | 3.24 | 0-0 | 9 | 0 | 0 | 0/0 | 0 | 8.1 | 7 | 4 | 3 | 5 | 10 | 1 | 0 | 1 | .226 | 1 | 1 | 0 | 0 | 1 |
| 18 James, Keegan | 3.38 | 1-0 | 3 | 0 | 0 | 0/0 | 0 | 5.1 | 2 | 3 | 2 | 1 | 4 | 1 | 0 | 0 | .105 | 2 | 2 | 0 | 0 | 0 |
| 6 Smith, Brandon | 4.35 | 2-0 | 16 | 0 | 0 | 0/1 | 0 | 20.2 | 20 | 11 | 10 | 3 | 16 | 3 | 1 | 3 | .256 | 1 | 3 | 0 | 1 | 1 |
| 24 Gordon, Cole | 4.50 | 4-0 | 15 | 0 | 0 | 0/0 | 8 | 22.0 | 20 | 11 | 11 | 10 | 32 | 2 | 0 | 2 | .238 | 4 | 1 | 0 | 2 | 0 |
| 16 Eagan, Jack | 4.61 | 1-0 | 11 | 0 | 0 | 0/1 | 0 | 13.2 | 7 | 8 | 7 | 6 | 21 | 3 | 0 | 1 | .159 | 0 | 4 | 0 | 1 | 1 |
| 27 Brock, Bryce | 4.76 | 0-0 | 4 | 0 | 0 | 0/0 | 0 | 5.2 | 8 | 5 | 3 | 4 | 7 | 0 | 0 | 0 | .320 | 0 | 2 | 0 | 0 | 0 |
| 13 Plumlee, Peyton | 7.27 | 0-0 | 4 | 0 | 0 | 0/0 | 0 | 8.2 | 5 | 7 | 7 | 6 | 11 | 2 | 0 | 0 | .152 | 3 | 2 | 0 | 0 | 0 |
| Totals | 3.54 | 15-2 | 37 | 0 | 0 | 3/3 | 11 | 168.0 | 140 | 77 | 66 | 51 | 203 | 29 | 2 | 10 | .221 | 19 | 21 | 0 | 7 | 4 |
| Opponents | 9.27 | 2-11 | 37 | 0 | 0 | 1/1 | 3 | 158.1 | 238 | 193 | 163 | 100 | 114 | 60 | 4 | 18 | .343 | 39 | 18 | 4 | 11 | 6 |

National Rankings (Games through April 8)


| Hitting | NCAA | SEC | Total | Hitting | Name | NCAA | SEC | Total | Hitting (cont.) | Name | NCAA | SEC | Total |
|--------------------------------|------|-----|-------|---------------------|-----------------|------|-----|-------|--------------------------------|-----------------|------|-----|-------|
| Batting Average | 3 | 1 | 0.327 | Batting Average | Jake Mangum | 27 | 2 | 0.401 | Stolen Bases | Jake Mangum | 31 | 2 | 19 |
| On Base Percentage | 17 | 3 | 0.405 | | Jordan Westburg | 120 | 7 | 0.361 | Total Bases | Justin Foscue | 15 | 2 | 95 |
| Slugging Percentage | 5 | 1 | 0.506 | | Elijah MacNamee | 164 | 11 | 0.351 | | Jake Mangum | 15 | 2 | 95 |
| Hits | 1 | 1 | 437 | | Justin Foscue | 176 | 13 | 0.348 | | Jordan Westburg | 33 | 4 | 89 |
| Runs | 2 | 1 | 328 | On Base Percentage | Elijah MacNamee | 104 | 5 | 0.471 | | Tanner Allen | 149 | 19 | 75 |
| Runs Per Game | 5 | 1 | 8.9 | | Jordan Westburg | 143 | 8 | 0.46 | Toughest to Strike Out | Jake Mangum | 4 | 1 | 17.2 |
| Doubles | 1 | 1 | 98 | Slugging Percentage | Jordan Westburg | 80 | 5 | 0.618 | | Justin Foscue | 104 | 7 | 9.7 |
| Doubles Per Game | 2 | 1 | 2.65 | | Justin Foscue | 90 | 6 | 0.613 | | | | | |
| Triples | 115 | 3 | 8 | | Elijah MacNamee | 224 | 15 | 0.557 | Pitching | Name | NCAA | SEC | Total |
| Triples Per Game | 143 | 3 | 0.22 | | Jake Mangum | 241 | 16 | 0.552 | Victories | JT Ginn | 3 | 1 | 7 |
| Home Runs | 19 | 3 | 42 | Hits | Jake Mangum | 1 | 1 | 69 | Saves | Cole Gordon | 13 | 3 | 8 |
| Home Runs Per Game | 26 | 3 | 1.14 | | Justin Foscue | 25 | 3 | 54 | Earned Run Average | Ethan Small | 42 | 7 | 1.83 |
| Base on Balls | 113 | 10 | 157 | Runs | Jordan Westburg | 39 | 5 | 52 | Hits Allowed Per Nine Innings | Ethan Small | 23 | 5 | 5.33 |
| Hit by Pitch | 200 | 13 | 29 | | Jake Mangum | 9 | 1 | 46 | | Peyton Plumlee | 144 | 15 | 6.93 |
| Sacrifice Bunts | 227 | 12 | 11 | | Jordan Westburg | 13 | 3 | 44 | WHIP | Ethan Small | 22 | 4 | 0.87 |
| Sacrifice Flies | 88 | 7 | 16 | | Elijah MacNamee | 38 | 7 | 40 | | JT Ginn | 66 | 12 | 0.99 |
| Stolen Bases | 71 | 7 | 47 | | Justin Foscue | 55 | 11 | 38 | Walks Allowed Per Nine Innings | JT Ginn | 14 | 2 | 1.12 |
| Stolen Bases Per Game | 94 | 7 | 1.27 | Runs Batted In | Tanner Allen | 83 | 14 | 36 | Hit Batters | --- | | | |
| Pitching | NCAA | SEC | Total | | Jordan Westburg | 28 | 5 | 42 | Strikeout-to-Walk Ratio | JT Ginn | 6 | 1 | 10.67 |
| Earned Run Average | 17 | 5 | 3.29 | | Justin Foscue | 55 | 6 | 38 | | Ethan Small | 28 | 6 | 6.27 |
| Hits Allowed Per Nine Innings | 18 | 5 | 7.38 | Doubles | Elijah MacNamee | 55 | 6 | 38 | Strikeouts | Ethan Small | 2 | 1 | 94 |
| WHIP | 6 | 3 | 1.13 | | Tanner Allen | 82 | 10 | 36 | | JT Ginn | 51 | 8 | 64 |
| Walks Allowed Per Nine Innings | 8 | 2 | 2.78 | | Jake Mangum | 6 | 1 | 17 | Strikeouts Per Nine Innings | Ethan Small | 2 | 1 | 15.67 |
| Hit Batters | 88 | 1 | 40 | | Jordan Westburg | 15 | 3 | 15 | | JT Ginn | 40 | 9 | 11.92 |
| Strikeout-to-Walk Ratio | 1 | 1 | 4.15 | | Tanner Allen | 48 | 7 | 13 | Pitching Appearances | --- | | | |
| Strikeouts Per Nine Innings | 1 | 1 | 11.5 | | Elijah MacNamee | 70 | 11 | 12 | Games Started | JT Ginn | 21 | 2 | 9 |
| Shutouts | 34 | 7 | 3 | Triples | Justin Foscue | 116 | 14 | 11 | | Ethan Small | 21 | 2 | 9 |
| Fielding | NCAA | SEC | Total | Home Runs | Jake Mangum | 71 | 3 | 3 | Complete Games | --- | | | |
| Fielding Percentage | 79 | 8 | 0.973 | | Justin Foscue | 30 | 3 | 10 | | | | | |
| Double Plays | 279 | 14 | 14 | Base on Balls | Dustin Skelton | 126 | 16 | 7 | | | | | |
| Double Plays Per Game | 290 | 14 | 0.38 | Hit by Pitch | Elijah MacNamee | 64 | 5 | 28 | | | | | |
| | | | | Sacrifice Bunts | --- | | | | | | | | |
| | | | | Sacrifice Flies | Gunner Halter | 29 | 1 | 7 | | | | | |
| | | | | | Elijah MacNamee | 23 | 3 | 5 | | | | | |



Media Roster



2 | Gunner Halter
IF | R/R | Jr.
Overland Park, Kan.



3 | JT Ginn
RHP/IF | R/R | Fr.
Brandon, Miss.



4 | Rowdey Jordan
IF/OF | S/R | So.
Auburn, Ala.



5 | Tanner Allen
IF/OF | L/R | So.
Theodore, Ala.



6 | Brandon Smith
RHP/IF | R/R | Fr.
Richland, Miss.



8 | Dustin Skelton
C | R/R | Jr.
Olive Branch, Miss.



10 | Josh Hatcher
IF/OF | L/L | So.
Albany, Ga.



11 | Jordan Westburg
IF | R/R | So.
New Braunfels, Texas



12 | Hayden Jones
C | L/R | Fr.
Huntstown, Ind.



13 | Peyton Plumlee
RHP | R/R | Sr.
Olive Branch, Miss.



14 | Riley Self
RHP | R/R | Jr.
Coldwater, Miss.



15 | Jake Mangum
OF | S/L | Sr.
Pearl, Miss.



16 | Jack Eagan
LHP | L/L | R-Jr.
Wautoma, Wis.



17 | Justin Foscue
IF | R/R | So.
Huntsville, Ala.



18 | Keegan James
RHP | R/R | R-Jr.
Southaven, Miss.



19 | Jared Liebelt
RHP | R/R | Sr.
Aurora, Ill.



20 | Luke Hancock
C | L/R | Fr.
Houston, Miss.



23 | Tucker Childers
C/IF | L/R | Jr.
Ripley, Miss.



24 | Cole Gordon
RHP | R/R | Grad.
Tampa, Fla.



27 | Bryce Brock
LHP/OF | L/L | Fr.
Hernando, Miss.



28 | Christian MacLeod
LHP | L/L | Fr.
Huntsville, Ala.



31 | Benjamin Bell
OF | L/R | Fr.
Madison, Miss.



32 | Landon Jordan
IF | L/R | Fr.
Poplarville, Miss.




33 | Brad Cumbest
OF | R/R | Fr.
Hurley, Miss.



34 | Marshall Gilbert
C | R/R | Sr.
Kenosha, Wis.



35 | Basiel Williams
OF | S/R | Fr.
Hammond, La.



36 | Hunter Blalock
OF | R/R | Fr.
Madison, Miss.



37 | Eric Cerantola
RHP | R/R | Fr.
Oakville, Ontario



38 | JP Elkins
RHP | R/R | So.
Ridgeland, Miss.



39 | Tyler Spring
RHP | R/R | R-Jr.
Wiggins, Miss.



40 | Elijah MacNamee
OF | R/R | Sr.
Cypress, Texas



41 | Colby White
RHP | R/R | Jr.
Foxworth, Miss.



43 | Kale Breaux
LHP | R/L | R-Jr.
Sulphur, La.



44 | Ethan Small
LHP | L/L | R-Jr.
Lexington, Tenn.



46 | Trysten Barlow
LHP | L/L | R-Jr.
Halls, Tenn.



55 | Spencer Price
RHP | R/R | R-Jr.
Olive Branch, Miss.



22 | Chris Lemonis
Head Coach
First Season



22 | Jake Gautreau
Assistant Coach
Second Season



42 | Scott Foxhall
Assistant Coach
First Season



0 | Kyle Cheesebrough
Assistant Coach
First Season