



129 SEASONS
37 NCAA TOURNAMENT APPEARANCES
14 MLB FIRST ROUND DRAFT PICKS
11 SEC CHAMPIONSHIPS
10 COLLEGE WORLD SERIES APPEARANCES
7 SEC TOURNAMENT TITLES



GAME 42
Ole Miss
NOTES

2019 Schedule & Results

February (8-1)

15	YOUNGSTOWN STATE	SECN+	W, 14-3
16	YOUNGSTOWN STATE-1	SECN+	W, 14-2
	YOUNGSTOWN STATE-2	SECN+	W, 8-0
20	UAB	SECN+	W, 3-2
22	#21 SOUTHERN MISS	SECN+	L, 0-1 (10 Inn.)
23	#21 SOUTHERN MISS	SECN+	W, 8-1
24	#21 SOUTHERN MISS	SECN+	W, 4-3
26	JACKSON STATE	SECN+	W, 17-4
27	SOUTHEASTERN LOUISIANA	SECN+	W, 12-0

March (16-4)

Frisco Classic (Frisco, Texas)

1	vs. Sam Houston State	FloLive.tv	W, 5-4
2	vs. #8 Texas Tech	FloLive.tv	W, 4-2
3	vs. Nebraska	FloLive.tv	Canceled
5	ECU	SECN+	W, 4-1
6	ARKANSAS-PINE BLUFF	SECN+	W, 14-1
8	MAINE-1	SECN+	W, 9-2
	MAINE-2	SECN+	W, 5-1
10	MAINE	SECN+	W, 9-8
13	GRAMBLING	SECN+	W, 18-1
15	at #4 Florida *	SECN+	W, 6-5
16	at #4 Florida-1 *	SEC Network	W, 10-4
	at #4 Florida-2 *	SEC Network	L, 2-4
19	LITTLE ROCK	SECN+	W, 15-4
20	at Samford	ESPN3/ESPN+	W, 6-4
22	#16 AUBURN *	SECN+	L, 5-6
23	#16 AUBURN *	SECN+	W, 15-2
24	#16 AUBURN *	SECN+	W, 20-15
26	MISSISSIPPI VALLEY STATE	SECN+	W, 18-5
28	#17 LSU *	ESPNU	W, 6-5
29	#17 LSU *	SEC NETWORK	L, 5-10
30	#17 LSU *	SECN+	L, 2-11

April (8-1)

3	ULM	SECN+	W, 21-8
5	at Tennessee *	SECN+	W, 6-3 (11 Inn.)
6	at Tennessee *	SECN+	L, 1-2
7	at Tennessee *	SECN+	W, 7-5
10	SOUTH ALABAMA	SECN+	W, 7-5
12	ALABAMA *	SECN+	W, 6-0
13	ALABAMA *	SECN+	W, 9-1
14	ALABAMA *	SEC NETWORK	W, 13-3
16	TEXAS SOUTHERN	SECN+	W, 5-1
18	at #10 Arkansas *	ESPNU	L, 3-5
19	at #10 Arkansas *	SECN+	L, 5-12
20	at #10 Arkansas *	SECN+	L, 2-10

Governor's Cup (Pearl, Miss.)

23	vs. #23 Ole Miss	---	6 p.m.
26	#3 GEORGIA *	SECN+	6:30 p.m.
27	#3 GEORGIA *	SEC NETWORK	Noon
28	#3 GEORGIA *	SECN+	1 p.m.

May

2	at Texas A&M *	SEC Network	6 p.m.
3	at Texas A&M *	SECN+	6:35 p.m.
4	at Texas A&M *	SEC Network	2 p.m.
8	MEMPHIS	SECN+	6:30 p.m.
10	at Ole Miss *	SECN+	6:30 p.m.
11	at Ole Miss *	SECN+	4 p.m.
12	at Ole Miss *	ESPN2	Noon
16	SOUTH CAROLINA *	SECN+	6:30 p.m.
17	SOUTH CAROLINA *	SECN+	6:30 p.m.
18	SOUTH CAROLINA *	SECN+	1 p.m.

Rankings from Baseball America

All times central and subject to change

HOME GAMES IN BOLD CAPS

* - Southeastern Conference game

Mississippi State

Record (SEC): 32-9 (10-8)

H/A/N: 25-4 / 5-5 / 2-0

Rankings: Baseball America - 9, CBN - 9

D1Baseball - 9, NCBWA - 10

Perfect Game - 11, USA Today - 8

Head Coach: Chris Lemonis

Record at MSU (Yrs.): 32-9 (1st)

Career Record (Yrs): 173-100-2 (5th)

Batting Average: .316

Runs Per-Game: 8.4

Hits Per-Game: 11.3

Slugging Percentage: .489

ERA: 3.56

K's/BB Ratio: 3.52/1

Batting Average Against: .224

First Year of Baseball: 1885 (129th season)

Program Record: 2,672-1,570-29 (.629)

Ole Miss

Record (SEC): 27-14 (10-8)

H/A/N: 19-6 / 7-8 / 1-0

Rankings: Baseball America - 23, CBN - 22

D1Baseball - 19, NCBWA - 19

Perfect Game - 17, USA Today - 19

Head Coach: Mike Bianco

Record at UM (Yrs.): 737-426-1 (19th)

Career Record (Yrs): 837-497-1 (21st)

Batting Average: .293

Runs Per-Game: 7.7

Hits Per-Game: 9.9

Slugging Percentage: .455

ERA: 4.00

K's/BB Ratio: 2.83/1

Batting Average Against: .256

The Rotation

Tuesday, April 23, 2019

MSU: : Peyton Plumlee, RHP, Sr. 2-3, 4.08 ERA

UM: Zack Phillips, LHP, Jr. 4-1, 4.58 ERA

Gameday Information

Mississippi State vs. Ole Miss

Trustmark Park (Pearl, Miss.)

Tuesday

First Pitch:	6 p.m. CT
TV:	---
Internet Stream:	---
Radio:	MSU Radio Network (100.9 FM locally)
Audio Stream:	HailState.com/plus

The First Pitch

What's Inside

- Senior **Jake Mangum** owns a hit in 80 percent of the games he has played in, which has him atop the Mississippi State hits chart and bearing down on the SEC's all-time mark. **MORE ON PAGE 6-7**
- Mississippi State and Ole Miss have met 468 times prior to Tuesday's Governor's Cup, with MSU owning a 258-206-4 edge in the all-time series. **MORE ON PAGE 5**
- Fans have flooded the gates at Dudy Noble Field thus far in 2019, with six crowds of 10,000-plus through seven weeks, which is already tied for the second-most in program history. **MORE ON PAGE 8**

- The 2019 edition of the Diamond Dawgs posted the best start in school history through 37 games. **MORE ON PAGE 8**
- Senior **Elijah MacNamee** and sophomore **Jordan Westburg** picked up back-to-back SEC Player of the Week honors on March 18 and 25. **MORE ON PAGE 14**
- Redshirt-junior **Ethan Small** ranks No. 2 nationally in strikeouts and enters week 11 atop the SEC charts with 103 Ks in 60 innings of work. **MORE ON PAGE 9, 11 & 27**
- Head coach **Chris Lemonis** won his first four games as Mississippi State skipper. Lemonis is one of nine MSU head coaches to win his first career game and one of three to start 4-0 or better. **BIO ON PAGE 3, MORE ON PAGE 10**

Starting Nine

Pos.	Name	Yr.	B/T	Ht./Wt.	Avg.	R	H	RBI	Notes
C	Dustin Skelton	Jr.	R/R	6-0/202	.320	25	40	32	Owens a career-high eight home runs in 2019
1B	Tanner Allen	So.	L/R	5-11/184	.297	39	49	36	Hitting .450 in his last five games with a .522 on-base percentage
2B	Justin Foscue	So.	R/R	6-0/201	.329	40	56	42	First Diamond Dawg with 10+ home runs since 2017 (Rooker, 23)
SS	Jordan Westburg	So.	R/R	6-3/191	.348	45	55	42	Leads the team with 42 RBIs and seven HBP
3B	Gunner Halter	Jr.	R/R	6-3/180	.270	28	27	11	Leads the team with seven sacrifice hits
LF	Rowdey Jordan	So.	S/R	5-10/171	.268	33	41	27	Hit his third home run of the season on Thursday night at Arkansas
CF	Jake Mangum	Sr.	S/L	6-1/179	.383	47	72	32	Reached base in 37 of 41 games in 2019 and has 347 career hits
RF	Elijah MacNamee	Sr.	R/R	6-3/198	.338	42	49	41	Leads the team with a .338 batting average in SEC play
DH	Brad Cumbest	Fr.	R/R	6-5/245	.300	7	12	7	Started at designated hitter twice at No. 10 Arkansas
-or-	Josh Hatcher	So.	L/L	6-2/175	.310	5	18	10	Hitting .310 with a .394 on-base percentage in 27 appearances (17 starts)

* Based on the previous games



2019 Roster

Numerical

#	Name	Pos.	B/T	Ht.	Wt.	Yr.	Hometown/High School (Previous School)
2	Gunner Halter	IF	R/R	6-3	180	Jr.	Overland Park, Kan./Blue Valley (Seminole State (Okla.) College)
3	JT Ginn	RHP/IF	R/R	6-2	192	Fr.	Brandon, Miss./Brandon
4	Rowdey Jordan	IF/OF	S/R	5-10	171	So.	Auburn, Ala./Auburn
5	Tanner Allen	IF/OF	L/R	5-11	184	So.	Theodore, Ala./UMS- Wright Prep
6	Brandon Smith	RHP/IF	R/R	6-3	180	Fr.	Richland, Miss./Richland
8	Dustin Skelton	C	R/R	6-0	202	Jr.	Olive Branch, Miss./Magnolia Heights School
10	Josh Hatcher	IF/OF	L/L	6-2	175	So.	Albany, Ga./Lee County
11	Jordan Westburg	IF	R/R	6-3	191	So.	New Braunfels, Texas/New Braunfels
12	Hayden Jones	C	L/R	6-0	185	Fr.	Huntersville, Ind./Carroll
13	Peyton Plumlee	RHP	R/R	6-3	201	Sr.	Olive Branch, Miss./Lewisburg (Northwest Mississippi C.C.)
14	Riley Self	RHP	R/R	6-4	241	Jr.	Coldwater, Miss./Magnolia Heights School
15	Jake Mangum	OF	S/L	6-1	179	Sr.	Pearl, Miss./Jackson Prep
16	Jack Eagan	LHP	L/L	6-3	235	Jr.	Wautoma, Wis./Wautoma (Madison C.C.)
17	Justin Foscue	IF	R/R	6-0	201	So.	Huntsville, Ala./Virgil Grissom
18	Keegan James	RHP	R/R	6-2	214	R-Jr.	Southaven, Miss./DeSoto Central
19	Jared Liebelt	RHP	R/R	6-0	169	Sr.	Aurora, Ill./West Aurora (Waubensee C.C.)
20	Luke Hancock	C	L/R	5-11	170	Fr.	Houston, Miss./Houston
23	Tucker Childers	C/IF	L/R	6-3	235	Jr.	Ripley, Miss./Ripley (Northeast Mississippi C.C.)
24	Cole Gordon	RHP/DH	L/R	6-5	244	Gr.	Tampa, Fla./Steinbrenner
27	Bryce Brock	LHP/OF	L/L	6-0	165	Fr.	Hernando, Miss./Lewisburg
28	Christian MacLeod	LHP	L/L	6-3	215	Fr.	Huntsville, Ala./Huntsville
31	Benjamin Bell	OF	L/R	5-9	180	Fr.	Madison, Miss./Germantown
32	Landon Jordan	IF	L/R	6-0	180	Fr.	Poplarville, Miss./Hancock
33	Brad Cumbest	OF	R/R	6-5	245	Fr.	Hurley, Miss./East Central
34	Marshall Gilbert	C	R/R	6-0	203	Sr.	Kenosha, Wis./Westosha Central (John A. Logan C.C.)
35	Basiel Williams	OF	S/R	6-3	180	Fr.	Hammond, La./Ponchatoula
36	Hunter Blalock	OF	R/R	6-5	195	Fr.	Madison, Miss./Madison Central
37	Eric Cerantola	RHP	R/R	6-5	195	Fr.	Oakville, Ontario/Ecole Secondaire Catholique Sainte-Trinite
38	JP Elkins	RHP	R/R	6-1	190	So.	Ridgeland, Miss./Ridgeland (Hinds C.C.)
39	Tyler Spring	RHP	R/R	6-4	202	R-Jr.	Wiggins, Miss./Stone (Jones County C.C.)
40	Elijah MacNamee	OF	R/R	6-3	198	Sr.	Cypress, Texas/Cypress Ranch (Blinn C.C.)
41	Colby White	RHP	R/R	6-0	190	Jr.	Foxworth, Miss./West Marion (Pearl River C.C.)
43	Kale Breaux	LHP	R/L	5-11	193	R-Jr.	Sulphur, La./Sulphur
44	Ethan Small	LHP	L/L	6-3	214	R-Jr.	Lexington, Tenn./Lexington
46	Trysten Barlow	LHP	L/L	6-1	215	R-Jr.	Halls, Tenn./Dyer County
55	Spencer Price	RHP	R/R	6-2	228	R-Jr.	Olive Branch, Miss./DeSoto Central (Meridian C.C.)

22 Chris Lemonis - Head Coach (First Season at Mississippi State, Fifth Overall; The Citadel, 1992)

21 Jake Gautreau - Assistant Coach (Second Season; Tulane, 2011)

42 Scott Foxhall - Assistant Coach (First Season; College of Charleston, 2004)

0 Kyle Cheesebrough - Volunteer Assistant Coach (First Season; Louisville, 2010)

Roger Rodeheaver - Coordinator of Operations (First Season; Indiana, 2010)

Tyler Younger - Coordinator of Player Development (First Season; Methodist College, 2013)

Seth Diters - Strength and Conditioning Coach (First Season; Springfield College, 2008)

Jason Wire - Associate Athletic Trainer (Ninth Season; St. Cloud State, 2006)

Alphabetical

#	Name	Pos.	B/T	Ht.	Wt.	Yr.
5	Tanner Allen	IF/OF	L/R	5-11	184	So.
46	Trysten Barlow	LHP	L/L	6-1	215	R-Jr.
31	Benjamin Bell	OF	L/R	5-9	180	Fr.
36	Hunter Blalock	OF	R/R	6-5	195	Fr.
43	Kale Breaux	LHP	R/L	5-11	193	R-Jr.
27	Bryce Brock	LHP/OF	L/L	6-0	165	Fr.
0	Kyle Cheesebrough	Assistant Coach				
37	Eric Cerantola	RHP	R/R	6-5	195	Fr.
23	Tucker Childers	C/IF	L/R	6-3	235	Jr.
33	Brad Cumbest	OF	R/R	6-5	245	Fr.
16	Jack Eagan	LHP	L/L	6-3	235	Jr.
38	JP Elkins	RHP	R/R	6-1	190	So.
17	Justin Foscue	IF	R/R	6-0	201	So.
42	Scott Foxhall	Assistant Coach				
21	Jake Gautreau	Assistant Coach				
34	Marshall Gilbert	C	R/R	6-0	203	Sr.
3	JT Ginn	RHP/IF	R/R	6-2	192	Fr.
24	Cole Gordon	RHP/DH	L/R	6-5	244	Gr.
2	Gunner Halter	IF	R/R	6-3	180	Jr.
20	Luke Hancock	C	L/R	5-11	170	Fr.
10	Josh Hatcher	IF/OF	L/L	6-2	175	So.
18	Keegan James	RHP	R/R	6-2	214	R-Jr.
12	Hayden Jones	C	L/R	6-0	185	Fr.
4	Rowdey Jordan	IF/OF	S/R	5-10	171	So.
32	Landon Jordan	IF	L/R	6-0	180	Fr.
22	Chris Lemonis	Head Coach				
19	Jared Liebelt	RHP	R/R	6-0	169	Sr.
28	Christian MacLeod	LHP	L/L	6-3	215	Fr.
40	Elijah MacNamee	OF	R/R	6-3	198	Sr.
15	Jake Mangum	OF	S/L	6-1	179	Sr.
13	Peyton Plumlee	RHP	R/R	6-3	201	Sr.
55	Spencer Price	RHP	R/R	6-2	228	R-Jr.
14	Riley Self	RHP	R/R	6-4	241	Jr.
8	Dustin Skelton	C	R/R	6-0	202	Jr.
44	Ethan Small	LHP	L/L	6-3	214	R-Jr.
6	Brandon Smith	RHP/IF	R/R	6-3	180	Fr.
39	Tyler Spring	RHP	R/R	6-4	202	R-Jr.
11	Jordan Westburg	IF	R/R	6-3	191	So.
41	Colby White	RHP	R/R	6-0	190	Jr.
35	Basiel Williams	OF	S/R	6-3	180	Fr.

Program Quick Facts

School Information

Location	Starkville, Mississippi
Founded	1878
Enrollment	22,201
President	Dr. Mark E. Keenum
Faculty Representative	Dr. Steven Turner
Director of Athletics	John Cohen
Twitter	@JohnCohenAD
Affiliation	NCAA Division I
Conference	Southeastern - Western Division
Nickname	Bulldogs
Colors	Maroon and White
Athletic Department Phone	(662) 325-2532
Ticket Office Phone	(662) 325-2600

Stadium

Name	Dudy Noble Field, Polk-DeMent Stadium
Capacity	15,000+
Field Dimensions	Left-330, Left Center-385, Center-400, Right Center-380, Right-305
Press Box Phone	(662) 325-3776

2018 Team Information

Overall Record (SEC; Finish)	39-29 (15-15; T3rd in West)
Home/Away/Neutral	16-7/10-17/13-5
Postseason	College World Series
Lettermen Returning/Lost	18/11
Position Starters Returning/Lost (120+ ABs)	8/2
Pitchers Returning/Lost (Min. 5 app.)	5/7
Newcomers	17 (11 Freshmen, 6 Transfers)

Program Information

First Year of Baseball	1885 (129th season)
First Year in SEC	1933 (Charter Member)
All-Time Record (Win %)	2,672-1,570-29 (.629)
All-Time SEC Record (Win %)	948-820-3 (.538)
SEC Championships (Last)	11 (2016)
SEC Tournament Championships (Last)	7 (2012)
NCAA Tournaments (Last)	37 (2018)
NCAA Super Regionals (Last)	8 (2018)
College World Series (Last)	10 (2018)

Pronunciation Guide

Trysten Barlow	TRIS-ten
Hunter Blalock	BLAY-lock
Kale Breaux	BRO
Eric Cerantola	Sare-an-TOE-la
Jack Eagan	E-ginn (hard G)
Justin Foscue	Foss-Q
Jake Gautreau	Go-tro (both long O)
Rowdey Jordan	Rouw-D
Chris Lemonis	LUH-moan-iss
Jared Liebelt	LEE-belt
Christian MacLeod	Mc-CLOUD
Elijah MacNamee	Mac-NUH-me
Basiel Williams	Basil (like the spice)



CHRIS LEMONIS

Head Coach | First Season at Mississippi State (Fifth Overall)



When Chris Lemonis stepped to the podium on June 25, 2018 at Dudy Noble Field to become the 18th head baseball coach in Mississippi State's storied history, a journey of nearly 40 years came full circle. The son of a 1973 State graduate, Lemonis resided in Starkville as a child and now returned to lead one of the perennial powerhouses in college baseball.

One of the top recruiters and player development coaches in the country, Lemonis has seen success at every coaching stop. After helping his alma mater, The Citadel, to five NCAA Regional appearances in 12 seasons as an assistant coach, Lemonis joined college teammate Dan McDonnell's staff at Louisville and quickly turned the Cardinals into a consistent Omaha contender. After helping Louisville to seven postseason berths in eight years, the 2013 American Baseball Coaches Association/Baseball America Assistant Coach of the Year headed to Indiana University to take his first head coaching job in 2015.

In his first season at the helm of Indiana, the Hoosiers found themselves in the NCAA Tournament and, after finishing third in the Big Ten standings during his second season, Lemonis became the first coach in program history to take IU to back-to-back NCAA Tournaments in years three and four. The 2018 Hoosiers took the No. 2 seed into the NCAA Austin Regional, falling in the regional final to eventual College World Series participant Texas. Three of IU's eight appearances in the NCAA Tournament came under Lemonis' watch.

Overall, Lemonis enters his 25th season as a collegiate coach in 2019, making three College World Series appearances as a coach, earning 15 NCAA tournament berths and aiding in three 50-win seasons. His pupils have earned 25 All-America honors, 12 Freshman All-America laurels and 65 have signed professional baseball contracts, with 14 getting the call up to Major League Baseball.

Owning a head coaching record of 141-91-2, Lemonis was also a part of nearly 800 wins as an assistant coach. During his time at Indiana, Lemonis' teams averaged 35.3 wins per season, including a 40-win campaign during his final season in Bloomington. He averaged 39.2 victories per year during his career in an assistant role, bolstered by a 44.9 wins-per-season average at Louisville. The Cardinals were college baseball's winningest program during that eight-year span.

Lemonis' 15 postseason appearances have spanned all three of his coaching stops, with five coming as an assistant at The Citadel, seven during his assistant coaching tenure at Louisville and three as the head coach at Indiana. The Cardinals advanced to the Super Regionals on four occasions, punching a ticket to Omaha three times.

Along with his success on the field, Lemonis has always held academics to the highest standard, as well. In his final season at Indiana, a program-record 16 baseball student-athletes were named to the Big Ten Spring Academic Honor Roll, while 26 Cardinal baseball student-athletes earned ACC Honor Roll selections during his final season in Louisville. Already at Mississippi State, Lemonis has shown his dedication to his student-athletes in the classroom, as the program posted a 3.04 GPA during the fall semester.

Lemonis not only understands what it takes to get to Omaha as a coach but also as a player. A 1992 graduate of The Citadel, Lemonis added a 1990 appearance in the College World Series as a student-athlete. The appearance makes the Bulldogs one of just three school in Southern Conference history (Duke, Wake Forest) and only current member of the conference to advance to Omaha.

A two-time All-Southern Conference honoree, Lemonis led The Citadel in home runs three times. During his senior season, Lemonis led the Bulldogs with a .367 average, 19 doubles, 52 runs, 10 home runs and 66 RBIs. A member of the 1993 All-Southern Conference Tournament team, Lemonis ranks among the top 15 all-time at The Citadel in RBIs (152), home runs (23) and slugging percentage (.538).

Lemonis' father, Thomas, was a 1973 Mississippi State graduate in electrical engineering, with Chris living in Starkville as a newborn during his father's time at State.

A native of Myrtle Beach, S.C., Lemonis and his wife, Jill, have two daughters, Marissa and Mackenzie.

Personal

Hometown:	Myrtle Beach, S.C.
Wife:	Jill Lemonis
Children:	Marissa & Mackenzie Lemonis
College:	The Citadel, 1992

Coaching Career

2019-	Mississippi State Head Coach
2015-18	Indiana Head Coach
2007-14	Louisville Assistant Coach
2003-06	The Citadel Associate Head Coach
1995-2002	The Citadel Assistant Coach

Lemonis Year-by-Year

As a Head Coach

Yr.	School	Record	Postseason
2019	Mississippi State	32-9	--
2018	Indiana	40-19	NCAA Regional
2017	Indiana	34-24-2	NCAA Regional
2016	Indiana	32-24	--
2015	Indiana	35-24	NCAA Regional
Totals	Four Seasons	173-100-2	3 NCAA Regionals

As an Assistant Coach

Yr.	School	Record	Postseason
2014	Louisville	50-17	College World Series
2013	Louisville	51-14	College World Series
2012	Louisville	41-22	NCAA Regional
2011	Louisville	32-29	
2010	Louisville	50-14	NCAA Regional
2009	Louisville	47-18	NCAA Super Regional
2008	Louisville	41-21	NCAA Regional
2007	Louisville	47-24	College World Series
2006	The Citadel	34-27	
2005	The Citadel	25-34	
2004	The Citadel	39-28	NCAA Regional
2003	The Citadel	32-25	
2002	The Citadel	31-26	
2001	The Citadel	38-24	NCAA Regional
2000	The Citadel	39-20	
1999	The Citadel	41-20	NCAA Regional
1998	The Citadel	37-24	NCAA Regional
1997	The Citadel	37-21	
1996	The Citadel	33-26	
1995	The Citadel	39-21	NCAA Regional
Totals	20 Seasons	784-455	15 NCAA Regionals

Four NCAA Super Regionals
Three College World Series



Mississippi State When...

	2018	2019
Overall	39-29	32-9
vs. Top-5 Teams	10-1	2-1
vs. Top-10 Teams	10-1	3-4
vs. Top-25 Teams	18-18	8-9
Non-Conference	24-14	22-1
SEC	15-15	10-8
SEC East	5-7	4-2
SEC West	10-8	6-6
At Home	16-7	25-4
On the Road	10-17	5-5
At Neutral Sites	13-5	2-0
In Day Games	18-15	19-4
In Night Games	21-14	13-5
vs. Teams .500 Or Better	31-24	17-9
vs. Teams Worse Than .500	8-5	15-0
vs. Left-Handed Starter	15-6	8-1
vs. Right-Handed Starter	24-23	24-8
When Starter Receives Decision	21-15	17-7
When Reliever Receives Decision	18-14	15-2
When Starter Goes 5+ Innings	25-12	17-6
When Starter Goes <5 Innings	14-17	15-3
When Scoring First	23-8	21-4
When Opponent Scores First	16-21	11-5
When Leading After 6 Innings	25-5	24-1
When Trailing After 6 Innings	7-22	3-7
When Tied After 6 Innings	7-2	5-1
When Leading After 8 Innings	32-3	30-0
When Trailing After 8 Innings	2-25	0-8
When Tied After 8 Innings	5-1	2-1
In One-Run Games	7-6	6-3
In Two-Run Games	10-1	4-2
In 5+ Run Games	17-9	18-4
Weekend Series W-L-T	6-7	7-2-0
Series Sweeps/Times Swept	3/2	3/1
When Scoring 0-2 Runs	1-14	0-5
When Scoring 3-5 Runs	10-13	7-4
When Scoring 6-9 Runs	13-1	12-0
When Scoring 10+ Runs	15-1	13-0
Shutouts/Times Shut Out	3/3	3/1
In Extra Innings	6-3	1-1
When Opponent Scores 4 Runs Or Less	25-8	23-3
When Opponent Scores 5 Runs Or More	14-21	9-6
When Out-Hitting Opponent	28-8	27-2
When Out-Hit by Opponent	7-20	3-6
When Hits Are Equal	4-1	2-1
When Hitting A Home Run	24-9	23-4
When Opponent Hits A Home Run	21-13	12-6
When Errorless	15-12	13-3
When Committing One Error	14-7	10-3
When Committing 2+ Errors	10-10	9-3
When Opponent is Errorless	9-14	6-6
When Opponent Commits One Error	17-11	8-2
When Opponent Commits 2+ Errors	13-4	18-1
Game 1 of Weekend	7-8	7-3
Game 2 of Weekend	9-6	7-3
Game 3 of Weekend	8-7	6-3
Monday	1-0	--
Tuesday	4-2	5-0
Wednesday	6-3	7-0
Thursday	1-1	1-1
Friday	8-9	7-4
Saturday	10-8	7-4
Sunday	9-6	5-0

Uniform breakdown on page 6

NOTE: Rankings based on Baseball America poll.

How It Was Won

Below is a chart representing how the eventual game-winning run was recorded for Mississippi State in 2019.

Gm	Opponent	Final	Player	Inn.	Outs	Play	Score at Time
1.	Youngstown State	14-3	Tanner Allen	8	--	RBI fielder's choice	3-3
2.	Youngstown State	14-2	Justin Foscue	1	1	Sacrifice fly to right-center field	2-2
3.	Youngstown State	8-0	Justin Foscue	2	--	Solo home run	0-0
4.	UAB	3-2	Jake Mangum	7	2	2RBI single to right field	1-2
5.	--	--	--	--	--	--	--
6.	Southern Miss	8-1	Jake Mangum	2	2	RBI single through the left side	1-0
7.	Southern Miss	4-3	Tanner Allen *	9	2	RBI double down the right-field line	3-3
8.	Jackson State	17-4	Justin Foscue	3	2	2-run home run to left-center field	3-0
9.	Southeastern Louisiana	12-0	Justin Foscue	1	1	Grand Slam to left field	0-0
10.	vs. Sam Houston State	5-4	Justin Foscue	8	--	Scored on a fielding error by the shortstop	4-4
11.	vs. Texas Tech	4-2	Tanner Allen	5	2	Scored on a fielding error by the shortstop	2-1
12.	East Carolina	4-1	Gunner Halter	5	1	RBI single through the right side	1-0
13.	Arkansas-Pine Bluff	14-1	Marshall Gilbert	2	1	RBI single up the middle	1-0
14.	Maine	9-2	Jordan Westburg	5	1	3-run home run to left field	1-0
15.	Maine	5-1	Dustin Skelton	2	--	2-run home run to left-center field	1-0
16.	Maine	9-8	Elijah MacNamee	8	2	RBI single through the left side	8-8
17.	Grambling	18-1	Josh Hatcher	4	2	RBI double to left-center field	1-1
18.	at Florida	6-5	Elijah MacNamee	9	1	2RBI double to left-center field	4-2
19.	at Florida	10-5	Jordan Westburg	7	--	RBI double to right-center field	5-1
20.	--	--	--	--	--	--	--
21.	Little Rock	15-4	Elijah MacNamee	2	1	RBI fielder's choice	4-4
22.	at Samford	6-4	Jake Mangum	7	2	RBI single through the left side	4-4
23.	--	--	--	--	--	--	--
24.	Auburn	15-2	Dustin Skelton	1	1	RBI single to left-center field	2-0
25.	Auburn	20-15	Jordan Westburg	8	1	RBI double to right-center field	15-15
26.	Mississippi Valley State	18-5	Elijah MacNamee	5	--	2RBI single to center field	5-5
27.	LSU	6-5	--	--	--	--	--
28.	--	--	--	--	--	--	--
29.	--	--	--	--	--	--	--
30.	ULM	21-8	Rowdey Jordan	4	1	RBI single to first base	7-4
31.	at Tennessee	6-3	Tanner Allen	11	2	RBI single to left-center field	3-2
32.	---	---	---	---	---	---	---
33.	at Tennessee	7-5	Jake Mangum	6	2	2RBI double down the left-field line	4-3
34.	South Alabama	7-5	Tanner Allen	7	1	3-run home run to center field	4-3
35.	Alabama	6-0	Brad Cumbest	2	1	RBI single to left field	0-0
36.	Alabama	9-1	Rowdey Jordan	4	1	2RBI single to left field	0-0
37.	Alabama	13-3	Rowdey Jordan	2	2	RBI single through the right side	3-0
38.	Texas Southern	5-1	Justin Foscue	8	--	RBI single through the left side	1-1
39.	---	---	---	---	---	---	---
40.	---	---	---	---	---	---	---
41.	---	---	---	---	---	---	---

* - Walk-off hit





Inside the Series

Series Notes

- Mississippi State and Ole Miss have met 468 times prior to this weekend's three-game series in Oxford, with Mississippi State owning a 258-206-4 edge on the all-time ledger.

Overall	Mississippi State leads 258-206-4
In Starkville	Mississippi State leads 127-80-1
In Oxford	Ole Miss leads 97-99-2
Neutral Site Games	Mississippi State leads 34-27-1
SEC Tournament	Mississippi State leads 6-2
Governor's Cup	Mississippi State leads 21-18
- The first meeting came between the two programs in 1893, with Mississippi State winning a 6-3 contest in Starkville.
- Mississippi State has the longest winning streak in the series at 14 games (1932-37).
- Ole Miss' longest winning has been nine games, claiming those games between 1972-73.
- Originally the Mayor's Cup (1980-2006), the in-season, non-conference meeting between MSU and UM began in 1980, with State winning the first meeting.
- Overall, Mississippi State owns the edge in the series, 21-18, with the Bulldogs winning eight of the 12 meetings since the event became the Governor's Cup in 2007.
- Ole Miss owns the longest winning streak in the event at five games (2002-06), while Mississippi State has a pair of three-game winning streaks, one spanning 1996-98 and the other a current streak heading into the 2019 meeting.
- Over the last 10 games, Mississippi State is 8-2 against Ole Miss.

Governor's Cup History

Year	Location	Result
1980	Jackson, Miss.	W, 9-2
1981	Jackson, Miss.	W, 4-3
1982	Jackson, Miss.	L, 5-8
1983	Jackson, Miss.	W, 9-1
1984	Jackson, Miss.	L, 3-4
1985	Jackson, Miss.	W, 5-2
1986	Jackson, Miss.	W, 8-5
1987	Jackson, Miss.	L, 4-6
1988	Jackson, Miss.	W, 7-4
1991	Jackson, Miss.	L, 4-5
1992	Jackson, Miss.	W, 4-3
1993	Jackson, Miss.	L, 5-6
1994	Jackson, Miss.	W, 5-3
1995	Jackson, Miss.	L, 4-5
1996	Jackson, Miss.	W, 8-4
1997	Jackson, Miss.	W, 7-3
1998	Jackson, Miss.	W, 9-3
1999	Jackson, Miss.	L, 6-10
2000	Jackson, Miss.	L, 1-4
2001	Jackson, Miss.	W, 15-6
2002	Jackson, Miss.	L, 4-8
2003	Jackson, Miss.	L, 1-5
2004	Jackson, Miss.	L, 4-10
2005	Jackson, Miss.	L, 1-5
2006	Jackson, Miss.	L, 0-1
4/17/2007	Pearl, Miss.	W, 14-9
4/15/2008	Pearl, Miss.	W, 6-5
4/14/2009	Pearl, Miss.	L, 1-8
3/30/2010	Pearl, Miss.	L, 3-5
4/19/2011	Pearl, Miss.	W, 6-1
4/17/2012	Pearl, Miss.	L, 3-6
4/9/2013	Pearl, Miss.	W, 5-1
4/22/2014	Pearl, Miss.	W, 8-3
4/28/2015	Pearl, Miss.	L, 1-11
4/26/2016	Pearl, Miss.	W, 2-0
4/25/2017	Pearl, Miss.	W, 4-2
4/24/2018	Pearl, Miss.	W, 7-6

Week-by-Week Polls

Week	BA	CB	D1	BW	PG	USA	RPI
Preseason	9	27	14	13	17	15	--
Week 1 - Feb. 18	9	25	14	12	17	--	--
Week 2 - Feb. 25	9	16	12	11	17	--	--
Week 3 - March 4	8	8	7	7	6	8	64
Week 4 - March 11	7	5	6	5	5	5	75
Week 5 - March 18	2	2	2	2	2	4	39
Week 6 - March 25	2	4	2	3	2	2	18
Week 7 - April 1	5	10	8	9	6	8	28
Week 8 - April 8	5	10	6	15	5	6	12
Week 9 - April 15	3	3	3	3	2	2	10
Week 10 - April 22	9	9	9	10	11	8	12
Week 11 - April 29							
Week 12 - May 6							
Week 13 - May 13							
Week 14 - May 20							
Week 15 - May 27							
Final Poll							

BA - Baseball America, CB - Collegiate Baseball Newspaper, D1 - D1Baseball, BW - National Collegiate Baseball Writers Association, PG - Perfect Game, USA - USA Today Coaches Poll, RPI - NCAA RPI

In The Polls

Baseball America			Collegiate Baseball			D1Baseball			NCBWA			Perfect Game			USA Today/Coaches		
1. UCLA	30-7	1	1. UCLA	30-7	1	1. UCLA	30-7	1	1. UCLA	30-7	1	1. UCLA	30-7	1	1. UCLA	30-7	1
2. Stanford	27-6	2	2. Stanford	27-6	2	2. Oregon State	28-8-1	2	2. Stanford	27-6	2	2. Oregon State	28-8-1	3	2. Oregon State	28-8-1	4
3. Georgia	33-8	4	3. Oregon State	28-8-1	4	3. Stanford	27-6	4	3. Oregon State	28-8-1	4	3. Stanford	27-6	4	3. Stanford	27-6	3
4. Oregon State	28-8-1	5	4. Georgia	33-8	5	4. Georgia	33-8	5	4. Vanderbilt	31-9	5	4. Georgia	33-8	5	4. Vanderbilt	31-9	5
5. Vanderbilt	31-9	6	5. Vanderbilt	31-9	6	5. Vanderbilt	31-9	6	5. Georgia	33-8	6	5. Vanderbilt	31-9	6	5. Georgia	33-8	6
6. Arkansas	30-10	10	6. UC Santa Barbara	30-5	7	6. Texas A&M	29-12-1	7	6. Louisville	31-9	7	6. Arkansas	30-10	12	6. Louisville	31-9	7
7. Louisville	31-9	7	7. Louisville	31-9	8	7. Louisville	31-9	8	7. Arkansas	30-10	8	7. UC Santa Barbara	30-5	9	7. Arkansas	30-10	10
8. UC Santa Barbara	30-5	8	8. Arkansas	30-10	9	8. Arkansas	30-10	12	8. UC Santa Barbara	30-5	10	8. Texas A&M	29-12-1	8	8. Mississippi State	32-9	2
9. Mississippi State	32-9	3	9. Mississippi State	32-9	3	9. Mississippi State	32-9	3	9. Texas A&M	29-12-1	9	9. LSU	26-15	10	9. UC Santa Barbara	30-5	11
10. Texas A&M	29-12-1	11	10. Arizona State	30-8	12	10. UC Santa Barbara	30-5	10	10. Mississippi State	32-9	3	10. Louisville	31-9	13	10. Texas A&M	29-12-1	9
11. East Carolina	29-10	12	11. East Carolina	29-10	13	11. Georgia Tech	27-13	11	11. East Carolina	29-10	14	11. Mississippi State	32-9	2	11. Arizona State	30-8	12
12. Georgia Tech	27-13	13	12. North Carolina	30-11	14	12. East Carolina	29-10	13	12. North Carolina	30-11	12	12. East Carolina	29-10	15	12. East Carolina	29-10	15
13. Arizona State	30-8	14	13. Texas A&M	29-12-1	10	13. LSU	26-15	14	13. Arizona State	30-8	15	13. NC State	31-10	7	13. Georgia Tech	27-13	16
14. LSU	26-15	15	14. NC State	31-10	11	14. NC State	31-10	9	14. LSU	26-15	13	14. North Carolina	30-11	14	14. NC State	31-10	8
15. Texas Tech	25-13	16	15. LSU	26-15	15	15. Arizona State	30-8	16	15. NC State	31-10	11	15. Texas Tech	25-13	16	15. North Carolina	30-11	13
16. NC State	31-10	9	16. Oklahoma State	23-15	NR	16. North Carolina	30-11	17	16. Georgia Tech	27-13	18	16. Georgia Tech	27-13	17	16. LSU	26-15	14
17. North Carolina	30-11	17	17. Georgia Tech	27-13	19	17. West Virginia	24-14	20	17. Texas Tech	25-13	16	17. Ole Miss	27-14	11	17. Texas Tech	25-13	18
18. West Virginia	25-13	26	18. Louisiana Tech	27-12	21	18. Texas Tech	25-13	22	18. Baylor	26-12	19	18. Arizona State	30-8	20	18. Tennessee	30-11	22
19. UC Irvine	25-9	21	19. UC Irvine	25-9	24	19. Ole Miss	27-14	15	19. Ole Miss	27-14	17	19. Auburn	26-14	22	19. Ole Miss	27-14	17
20. Auburn	26-14	24	20. UT-Arlington	28-13	29	20. Tennessee	30-11	25	20. West Virginia	24-14	23	20. Tennessee	30-11	25	20. West Virginia	24-14	24
21. Tennessee	30-11	NR	21. Texas Tech	25-13	23	21. Baylor	26-12	18	21. Tennessee	30-11	22	21. UC Irvine	25-9	23	21. Auburn	26-14	23
22. Oklahoma State	25-13	NR	22. Ole Miss	27-14	17	22. Oklahoma State	25-13	NR	22. Miami (Fla.)	27-14	24	22. West Virginia	24-13	24	22. Baylor	26-12	19
23. Ole Miss	27-14	18	23. Baylor	26-12	18	23. Indiana	27-13	NR	23. Auburn	26-14	26	23. Oklahoma State	25-13	NR	23. Oklahoma State	25-13	NR
24. Baylor	26-12	19	24. Indiana	27-13	NR	24. Miami (Fla.)	27-14	23	24. UC Irvine	25-9	29	24. Indiana	27-13	NR	24. Miami (Fla.)	27-14	NR
25. Indiana	27-13	NR	25. Duke	24-16	NR	25. Auburn	26-14	NR	25. Oklahoma State	25-13	NR	25. Louisiana Tech	27-12	NR	25. Indiana	27-13	NR
			26. Miami (Fla.)	27-14	22				26. Indiana	27-13	NR						
			27. Florida State	24-14	26				27. TCU	23-15	20						
			28. FAU	27-12	27				28. Creighton	22-8	NR						
			29. BYU	26-10	NR				29. BYU	26-10	NR						
			30. West Virginia	24-14	NR				30. Michigan	28-11	NR						

2019 Opponents in Bold



Mangum's Record Watch

Career Hits - Mississippi State

Player (Seasons)	Hits
1. Jake Mangum (2016-present)	347
2. Jeffrey Rea (2004-07)	335
3. Richard Lee (1995-98)	328
4. Travis Chapman (1997-2000)	327
5. Steve Gendron (2001-04)	316

Career Hits - Southeastern Conference

Player (Seasons)	Hits
1. Eddy Furniss, LSU (1995-98)	352
2. Jake Mangum, Mississippi State (2016-present)	347
3. Preston Tucker, Florida (2009-12)	341
Jay Waggoner, Auburn (1992-95)	341
5. Jeffrey Rea, Mississippi State (2004-07)	335
6. Taylor Dugas, Alabama (2009-12)	334
7. Blake Dean, LSU (2007-10)	332
8. Richard Lee, Mississippi State (1995-98)	328
9. Travis Chapman, Mississippi State (1997-00)	327
Jason Williams, LSU (1993-96)	327
11. Andy Phillips, Alabama (1996-99)	322
12. Mark Ellis, Florida (1996-99)	319
13. Steve Gendron, Mississippi State (2001-04)	316
14. Chris Burke, Tennessee (1999-01)	314
15. Brent Boyd, Alabama (1999-02)	313

Batting Average

Player (Seasons)	H-AB	Avg.
1. Will Clark (1983-85)	209-34	.391
2. Mark Gillaspie (1980-81)	139-362	.384
3. Rafael Palmeiro (1983-85)	268-720	.372
4. Jimmy Bragan (1948-50)	86-233	.369
5. Jackie Parker (1953-54)	52-142	.366
Tommy Raffo (1987-90)	278-760	.366
7. Braxton Nail (1952-55)	55-152	.362
8. Dan Paradoa (1986-87)	159-441	.361
Jake Mangum (2016-present)	347-960	.361
10. Brian Wiese (1996-99)	242-674	.359

Career At-Bats

Player (Seasons)	At-Bats
1. Jeffrey Rea (2004-07)	998
2. Steve Gendron (2001-04)	994
3. Matthew Maniscalco (2000-03)	993
4. Richard Lee (1995-98)	967
5. Jake Mangum (2016-present)	960
6. Burke Masters (1987-90)	937
7. Travis Chapman (1997-2000)	919
8. Brad Hildreth (1986-89)	877
9. Brad Freeman (1995-98)	870
10. Rex Buckner (1990-93)	837

Career Runs

Player (Seasons)	Runs
1. Dan Van Cleve (1981-85)	232
2. Burke Masters (1987-90)	227
3. Rafael Palmeiro (1983-85)	224
4. Travis Chapman (1997-2000)	221
5. Richard Lee (1995-98)	219
6. Jeffrey Rea (2004-07)	207
7. Brad Winkler (1980-83)	203
8. Jake Mangum (2016-present)	201
9. Matthew Maniscalco (2000-03)	197
10. Brad Freeman (1995-98)	192

Mangum's Mastery

Mangum Eyes SEC Hits Record

- Senior **Jake Mangum** sits at 347 career hits and is just six hits shy of owning the SEC career hits record, which currently belongs to LSU's **Eddy Furniss** (352; 1995-98).
- The SEC career hits record will be closely watched by both MSU and LSU fans all season, as Tiger's senior **Antoine Duplantis** has 321 career hits.
- His career total of 347 hits make him Mississippi State's Hit King, as he passed **Jeffrey Rea** (335; 2004-07) with his third hit in the series opening victory at Tennessee on April 5.
- For his career, Mangum averages 1.47 hits per game.
- The NCAA record books lists the top 13 student-athletes in career hits, with a tie for No. 12 between **Sonny Meade** (The Citadel, 2006-09) and **Chris Campbell** (College of Charleston, 2004-07) at 355 career hits.

Career Hits - NCAA

1. Phil Stephenson, Wichita State (1979-82)	418
2. Khalil Greene, Clemson (1999-2002)	403
3. Steve Stanley, Notre Dame (1999-2002)	385
4. John Fishel, Cal State Fullerton (1982-85)	379
5. Jim Thomas, Wichita State (1979-82)	373
6. Tim Raley, Wichita State (1984-87)	370
7. John Gall, Stanford (1997-2000)	368
8. Jake Weber, NC State (1995-98)	366
9. Philip Hartig, The Citadel (1998-2001)	360
10. Gary Cooper, BYU (1983-86)	359
11. Sam Fuld, Stanford (2001-04)	356
12. Sonny Meade, The Citadel (2006-09)	355
13. Chris Campbell, Col. of Charleston (2004-07)	355

Leading Off

- Senior **Jake Mangum** has played in 236 career games and hit in the leadoff spot in 193 of those contests.
- In 193 plate appearances to start a game (bottom or top of the first inning), Mangum has been a true table setter on 63 occasions.
- With 63 hits in the first plate appearance of the game, Mangum has collected a hit in 32.6% of his game-starting appearances.
- Add in his 13 walks and four hit-by-pitch and Mangum has been on base after his first plate appearance 41.5% of the time.

Mangum's Milestones

- As senior Jake Mangum moves up the Mississippi State and Southeastern Conference career hits charts, below are his milestone hits.
 - 1st hit - Alcorn State, March 11, 2016
 - 8th career game
 - 100th hit - Indiana State, Feb. 25, 2017
 - 70th career game (62 game between)
 - 200th hit - Southeastern Louisiana, March 14, 2018
 - 144th career game (74 games between)
 - 300th hit - Grambling, March 13, 2019
 - 212th career game (68 games between)
 - 336th hit - at Tennessee, April 5, 2019 (MSU Record)
 - 226th career game

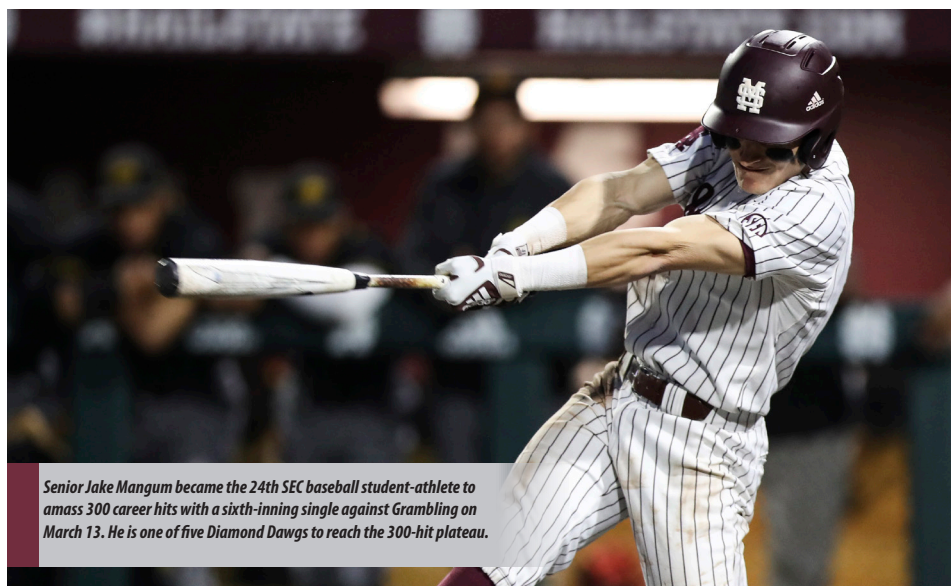
NCAA Active Leaders

- Senior **Jake Mangum** currently leads all active NCAA Division I baseball student-athletes in hits at 347, while the Pearl, Mississippi native is also among the top 30 in nine other categories.


Rank	Statistic	Value
1	Hits	347
2	At Bats	960
3	Games Played	236
3	Runs	201
3	Doubles	66
4	Total Bases	448
12	Batting Average	.361
14	Hit by Pitch	39
26	Stolen Bases	53
27	Triples	10

Reaching Base

- In 41 games in 2019, senior **Jake Mangum** has reached base safely in 37 of those.
- The senior owns at least one hit in 182 of 217 games started (83.8%), 190 of 232 games with at least one plate appearances (81.8%) and 190 of 236 games played (80.5%)
- Has reached base in 197 of 217 games started (90.7%), 207 of 230 games with at least one plate appearances (90.0%) and 207 of 236 games played (87.7%)
- Along those same lines, Mangum has posted 100 career multi-hit games, which gives him multiple hits in 43% of his career games played.



Senior Jake Mangum became the 24th SEC baseball student-athlete to amass 300 career hits with a sixth-inning single against Grambling on March 13. He is one of five Diamond Dawgs to reach the 300-hit plateau.



Mississippi State is HitU

- With a sixth-inning single against Grambling on March 13, senior **Jake Mangum** joined an exclusive group of Southeastern Conference baseball student-athletes.
- That hit pushed Mangum into the 300-hit club, making him one of just 25 SEC baseball student-athletes to reach the mark, including one of five Diamond Dawgs.
- Mangum joins the following MSU student-athletes to post 300 hits;
Jake Mangum (347; 2016-present)
 Jeffery Rae (335; 2004-07)
 Richard Lee (328; 1995-98)
 Travis Chapman (327; 1997-2000)
 Steve Gendron (316; 2001-04)
- While LSU (6) and Alabama (5) also have at least five student-athletes among the top 25 all-time hit leaders, State holds the distinction of all five 300-hit club members ranking in the top-15.
- With Rae, Lee, Chapman, Gendron and Mangum each sitting among the top-15 in SEC career hits, only LSU (4) has more than two. Alabama and Florida have two, while Auburn and Tennessee have one apiece.

Mangum Goes for 100

- Senior **Jake Mangum** became the fifth Diamond Dawg in program history to collect 100 hits in a season during the 2018 campaign.
- "The Mayor" posted 101 hits, the fourth-most in a single-season in MSU history.
- His 100-hit season was the first since **Adam Frazier** did it during the 2013 campaign, logging a school-record 107 hits.
- The complete list of Bulldogs with 100-plus hits in a season is below;
 Adam Frazier (107; 2013)
 Brian Wiese (103; 1998)
 Tommy Raffo (102; 1989)
Jake Mangum (101; 2018)
 Richard Lee (100; 1997)

Mangum's Record Watch (cont.)

Career Doubles

<i>Player (Seasons)</i>	<i>Doubles</i>
1. Travis Chapman (1997-2000)	71
2. Richard Lee (1995-98)	66
Jake Mangum (2016-present)	66
4. Pete Young (1987-89)	56
5. Dan Van Cleve (1981-85)	55

Career Triples

<i>Player (Seasons)</i>	<i>Triples</i>
1. Mike Kelley (1976-79)	20
2. Ted Milton (1969-72)	14
3. Brad Winkler (1980-83)	12
4. Matthew Maniscalco (2000-03)	11
5. Rex Buckner (1990-93)	10
Jeff Butts (2003-06)	10
Ryan Collins (2008-11)	10
Jake Mangum (2016-present)	10
9. Cody Brown (2014-17)	9
Gator Thiesen (1984-85)	9
Tracy Echols (1986-87,89-90)	9
Jeffrey Rea (2004-07)	9

Career Total Bases

<i>Player (Seasons)</i>	<i>Total Bases</i>
1. Richard Lee (1995-98)	544
2. Rafael Palmeiro (1983-85)	530
3. Travis Chapman (1997-2000)	482
4. Tommy Raffo (1987-90)	477
5. Connor Powers (2007-10)	471
6. Matthew Maniscalco (2000-03)	468
7. Jon Knott (1998-2001)	460
8. Jake Mangum (2016-present)	448
9. Will Clark (1983-85)	433
10. Tracy Echols (1986-87,89-90)	420

Career Stolen Bases

<i>Player (Seasons)</i>	<i>Stolen Bases</i>
1. Mike Kelley (1976-79)	79
2. Dan Van Cleve (1981-85)	70
3. Brad Winkler (1980-83)	60
4. Dave Klipstein (1979-82)	54
Grant Hogue (2008-09)	54
6. Jake Mangum (2016-present)	53
7. Pete White (1980-83)	51
8. Matthew Maniscalco (2000-03)	46
Jacob Robson (2013-16)	46
10. Jeffrey Rea (2004-07)	43

Career Games Played

<i>Player (Seasons)</i>	<i>Games Played</i>
1. Burke Masters (1987-90)	251
2. Richard Lee (1995-98)	248
Travis Chapman (1997-2000)	248
4. Brad Freeman (1995-98)	246
Matthew Maniscalco (2000-03)	246
6. Steve Gendron (2001-04)	242
7. Rex Buckner (1990-93)	240
8. Brad Hildreth (1986-89)	237
Tracy Echols (1986-87,89-90)	237
10. Jeffrey Rea (2004-07)	236
Jake Mangum (2016-present)	236



Hitting Totals/Streaks

MULTI-HIT GAMES	2	3	4	5+	2019	Career
Jake Mangum	13	3	3	2	21	100
Justin Foscue	12	4	1	--	17	27
Jordan Westburg	12	4	1	--	17	24
Elijah MacNamee	14	2	--	--	16	40
Tanner Allen	10	4	1	--	15	39
Rowdey Jordan	5	4	1	--	10	30
Dustin Skelton	6	2	1	--	9	20
Josh Hatcher	5	--	--	--	5	17
Gunner Halter	4	1	--	--	5	5
Marshall Gilbert	4	--	--	--	4	12
Brad Cumbest	1	2	--	--	3	3
Luke Hancock	1	--	--	--	1	1
Hayden Jones	1	--	--	--	1	1
Landon Jordan	1	--	--	--	1	1
TEAM	89	26	8	2	125	--

MULTI-RBI GAMES	2	3	4	5+	2019	Career
Jordan Westburg	4	4	2	1	11	18
Justin Foscue	6	2	3	--	11	17
Elijah MacNamee	7	2	--	1	10	26
Jake Mangum	8	2	--	--	10	29
Rowdey Jordan	7	1	1	--	9	19
Dustin Skelton	3	3	--	2	8	14
Tanner Allen	4	1	1	2	8	16
Luke Hancock	1	1	--	--	2	2
Hayden Jones	2	--	--	--	2	2
Landon Jordan	2	--	--	--	2	2
Josh Hatcher	2	--	--	--	2	8
Gunner Halter	2	--	--	--	2	2
Brad Cumbest	1	--	--	--	1	1
Marshall Gilbert	--	1	--	--	1	6
TEAM	49	17	7	6	79	--

HITTING STREAKS	Current	2019 Long	Career
Jake Mangum	--	20	27 *
Dustin Skelton	--	13	13
Elijah MacNamee	--	12	12
Justin Foscue	--	10	10
Jordan Westburg	2	8	8
Tanner Allen	1	7	11
Rowdey Jordan	1	7	7
Josh Hatcher	--	6	6
Gunner Halter	2	5	5
Landon Jordan	--	4	4
Hayden Jones	1	3	3
Luke Hancock	--	3	3
Marshall Gilbert	--	3	6
Brad Cumbest	--	2	2
Bryce Brock	1	1	1

Cole Gordon	--	--	3
Spencer Price	1	--	1

REACHED BASED	CURRENT	2019	CAREER
Elijah MacNamee	--	28	31
Dustin Skelton	--	24	24
Jake Mangum	--	20	27 *
Justin Foscue	2	18	18
Gunner Halter	2	17	17
Jordan Westburg	9	15	15
Rowdey Jordan	9	9	9
Tanner Allen	9	9	11
Hayden Jones	1	7	7
Josh Hatcher	--	6	8
Marshall Gilbert	--	6	6
Landon Jordan	1	5	5
Luke Hancock	--	5	5
Brad Cumbest	--	4	4
Bryce Brock	1	1	1

Cole Gordon	--	--	4
Spencer Price	1	--	1

* - Mangum's 27-game hit and reached-base streak spanned the 2016 and 2017 seasons. His career-best single season hitting streak is 14 games, doing so during both the 2017 & 2018 seasons. He reached base in 20-straight games during the 2016 campaign.

News and Notes

Fastest to 30

- Mississippi State was the first Division I program to win 30 games during the 2019 season, claiming with No. 30 on Saturday, April 13 versus Alabama.
- The next afternoon, State claimed win No. 31 on the season and ended week No. 9 as the only 30-win program in the country.
- Winning the 30th game of the year in overall contest 36 equals the 1989 squad as the fastest team to 30 wins in a season in program history.
- Winning the following day against the Crimson Tide gave the 2019 edition of the Diamond Dawgs the best 37-game start in school history at 31-6.

Moving Up the Rankings

- After a weekend series win at No. 4 Florida to open the Southeastern Conference schedule, Mississippi State moved into No. 2 nationally in five of the six major polls.

MORE ON PAGE 5

- Entering week 11 of the season, MSU is among the top 10 in each of the six major polls.
- The No. 2 ranking in week five was the highest since the program ascended No. 1 during the 14th week of the 2016 campaign. On May 23, 2016, MSU ranked No. 1 in the Collegiate Baseball, National Collegiate Baseball Writers Association and Perfect Game polls.
- The top two after week five had a bit of history with the rankings, as UCLA defeated MSU in the 2013 NCAA national championship series, with the Bruins finishing the year No. 1 and the Bulldogs ending the season at No. 2.

Best Start Since...

- Through its first 26 games, MSU piled up an 23-3 record with eight wins against teams ranked in the Baseball America Top 25.
 - State topped No. 21 Southern Miss (twice), No. 8 Texas Tech No. 14 East Carolina, No. 4 Florida (twice) and No. 16 Auburn (twice) to that point in 2019.
 - The 23-3 record was the best 26-game start since 1979, when the Diamond Dawgs started the year 29-3.
 - The 2019 start included a 14-game winning streak that ran from Feb. 23-March 16. The streak is tied for the fourth-longest run in program history;
- | | |
|-----------|------------------------------------|
| 18 | 2006 |
| 17 | 2013 |
| 15 | 1987 |
| 14 | 1985, 2019 |
| 13 | 1970, 1976, 1979, 1981, 1999, 2015 |

Fans Showing Out

- The Mississippi State baseball program has the best fans in the country and they are showing up in large numbers thus far in 2019 to open the "New Dude" in style.
 - Through 26 home dates, MSU is averaging 8,587 in home attendance. The school record for average attendance is 8,127, which came during 2014 season.
 - That average is helped by six crowds of 10,000-plus, which are already the second-most in a single season in program history with eight regular season home games left.
 - Here is a list of most 10,000-plus crowds in a single season;
- | | |
|----------|-------------|
| 8 | 2016 |
| 6 | 2019 |
| 5 | 2013 |
| 4 | 2014, 2007 |
| 3 | 2017, 2000 |

Scoring in Bunches

- After scoring 35 runs in the final two games of a home series with then-No. 16 Auburn, Mississippi State piled up 18 runs against Mississippi Valley State in its next game.
- The three-straight games with 15-plus runs marked just the fourth time in program history that State had scored 15 or more runs in three straight.
- It was the first time since 1998 that MSU scored at least 15 runs in three-straight contests. The complete list is below.

2019	No. 16 Auburn	W, 15-2
	No. 16 Auburn	W, 20-15
	Miss. Valley State	W, 18-5
1998	Miss. Valley State	W, 27-1
	Alcorn State	W, 18-4
	Jackson State	W, 18-0
1997	Jackson State	W, 20-0
	Jackson State	W, 19-1
	Alcorn State	W, 16-1
1997	Southern Miss	W, 16-12
	Southern Miss	W, 20-2
	at Ole Miss	W, 21-6

Putting Up 20

- Mississippi State piled up 21 hits and scored 20 runs in a series-clinching win on Sunday, March 24 against Auburn to mark the first 20-run game since scoring 27 against Alcorn State on April 20, 2010 in a 27-4 win.
- The 20-run outburst was the largest in an SEC contest since ranking up 20 runs against Florida in a 20-7 win on May 5, 2000.
- The 35 combined runs were the most in a game since MSU and Kentucky scored 39 runs on April 19, 2009.
- Furthermore, below is a list of 20-run games for Mississippi State in a Southeastern Conference game since 1933;

29	Kentucky	1941
28	at Kentucky	1989
27	Ole Miss	1983
27	Vanderbilt	1956
26	LSU	1978
26	LSU	1942
25	at Vanderbilt	4/6/1997
25	Georgia	1988
25	LSU	1934
22	Georgia	1990
22	at Tulane	1958
22	Tulane	1950
21	at Ole Miss	4/25/1997
21	at Tulane	1946
20	Auburn	3/24/2019
20	Florida	5/5/2000
20	at Tulane	1955



Back-to-Back 15s in SEC Play

- Mississippi State rebounded from a 6-5 series-opening loss to then-No. 16 Auburn with 35 runs in the next two contests. State won the series with a 15-2 win on Saturday and a 20-15 victory on Sunday.
- In 85 seasons of playing baseball in the SEC, Mississippi State has scored 15-plus runs in back-to-back games just three other times.

2019	No. 16 Auburn	W, 15-2
	No. 16 Auburn	W, 20-15
2000	at LSU	W, 15-13
	at LSU	L, 15-18
1997	at Vanderbilt	W, 15-5
	at Vanderbilt	W, 25-13 (7 inn.)
1953	Tulane	W, 16-4
	LSU	W, 16-7

NOTE: State began SEC play in 1933 as a charter member of the conference, but did not compete during the 1944 or 1945 seasons.

Ks For Days

- The first five outs recorded by Mississippi State in 2019 came via the strikeout and Bulldog pitchers amassed 43 Ks during the opening weekend of the season.
- That strikeout total is the highest three-game series total since at least 2005.
- MSU also posted 40-plus strikeouts in a three-game set versus LSU, racking up 41 strikeouts.
- Along those lines, the Bulldogs amassed double-digit strikeouts in each of the first nine games, marking the longest stretch to start a season since at least 2007.
- Overall, State has piled up 10-plus strikeouts in 30 of 41 games in 2019.
- Redshirt-junior **Ethan Small** entered the week No. 2 nationally with an SEC-best 103 strikeouts through the first 10 weeks of the season. He has racked up those Ks while walking just 16 batters. **MORE ON PAGE 27**
- Freshman **JT Ginn** owns 68 strikeouts in his 10 starts to enter the 11th week of the season at No. 12 in the SEC, including a career-best 11 at No. 4 Florida in his first-career SEC start.
- The bullpen has struck out 221 batters in 186 innings of work, with 10 of 14 relievers fanning at least 10 batters in a relief role, while five of those relievers have 20-plus strikeouts. **MORE ON PAGE 27**

Sophomore's Slaying

- The quartet of **Tanner Allen**, **Justin Foscue**, **Rowdey Jordan** and **Jordan Westburg** played a big part in the 2018 run to Omaha, but that group has its sights squarely focused on a return trip the College World Series.
- Below is a look at their 2018 season totals and what they have done so far in 2019.

Tanner Allen

	GP-GS	R	H	HR	RBI	TB	Avg.	BB	K
2018	68-68	42	79	5	45	122	.287	27	62
2019	41-41	39	49	6	36	80	.297	23	24

Justin Foscue

	GP-GS	R	H	HR	RBI	TB	Avg.	BB	K
2018	58-48	24	45	3	20	66	.241	22	22
2019	41-41	40	56	11	42	100	.329	14	18

Rowdey Jordan

	GP-GS	R	H	HR	RBI	TB	Avg.	BB	K
2018	57-51	39	62	7	37	100	.321	21	40
2019	41-40	33	41	3	27	59	.268	15	21

Jordan Westburg

	GP-GS	R	H	HR	RBI	TB	Avg.	BB	K
2018	42-31	18	30	2	30	47	.248	10	35
2019	40-40	45	55	6	42	92	.348	24	39

Foscue Hitting Long Ball

- In 2018, **Justin Foscue** hit three home runs, with each of them coming on the road. In 2019, Foscue hit his fourth home run in the ninth game of the season.
- After hitting all of his homer runs away from a season ago, Foscue is enjoy the New Dude, hitting nine of his 11 long balls in front of the home crowd in 2019.
- With is 10th home run of the season versus South Alabama on April 10, Foscue became the first Diamond Dawg to reach double-digits in home runs since **Brent Rooker** (23; 2017).

2019 SEC Breakdown

Overall Standings

SEC East

Georgia	13-5	.722	--	33-8	.805	W5
Vanderbilt	12-6	.667	1.0	31-9	.775	W4
Tennessee	9-9	.500	4.0	30-11	.732	W4
Missouri	7-10-1	.417	5.5	26-15-1	.631	L3
Florida	7-11	.389	6.0	26-16	.619	L2
South Carolina	5-13	.278	8.0	23-17	.575	L1
Kentucky	4-14	.222	9.0	20-20	.500	L3

SEC West

Arkansas	12-6	.667	--	30-10	.750	W5
Texas A&M	11-5-1	.639	0.5	29-12-1	.702	W1
LSU	11-7	.611	1.0	26-15	.634	W2
Auburn	10-8	.556	2.0	26-14	.650	W1
Ole Miss	10-9	.556	2.0	27-14	.659	L1
Mississippi State	10-8	.556	2.0	32-9	.780	L3
Alabama	4-14	.222	8.0	24-17	.585	L3

This Week in the SEC...

Tuesday, April 23

FAU at Florida	6:00 p.m. (SECN+)
Kentucky at Western Kentucky	6:00 p.m.
Gardner Webb at Tennessee	6:00 p.m. (SECN+)
Auburn at Jacksonville State	7:00 p.m. (ESPN+)
Ole Miss vs. Mississippi State (Pearl, Miss.)	7:00 p.m.
Missouri State at Missouri	7:00 p.m. (SEC Network)
South Carolina vs. Charleston Southern (North Augusta, S.C.)	7:00 p.m.
Northwestern State at Arkansas	7:30 p.m. (SECN+)
Lamar at LSU	7:30 p.m. (SECN+)
UT Arlington at Texas A&M	7:30 p.m. (SECN+)
Georgia vs. Georgia Tech (Atlanta, Ga.)	7:00 p.m.

Wednesday, April 24

Northwestern State at Arkansas	4:00 p.m. (SECN+)
Alabama at Jacksonville State	7:00 p.m.



Career Reliever Lists

Career Saves

Player (Seasons)	Saves
1. Jonathan Holder (2012-13)	37
2. Van Johnson (1995-98)	29
3. Scott Tanksley (1993-95)	24
4. Caleb Reed (2009-12)	21
5. Pete Young (1987-89)	19
6. Jay Powell (1991-93)	17
7. Bryan Hardwick (1979-80, 1982)	16
8. Adam Larson (1999-2001)	15
9. Spencer Price (2017-present)	14
Aaron Weatherford (2006-08)	14
11. Jonathan Papelbon (2001-03)	13
Cole Gordon (2016-present)	13

Career Relief Appearances

Player (Seasons)	RA
1. Van Johnson (1995-98)	115
2. Jon Harden (1989-92)	110
3. Caleb Reed (2009-12)	92
4. Ross Mitchell (2012-15)	86
5. Jonathan Holder (2012-14)	81
6. Chad Gironi (2010-13)	78
7. Scott Tanksley (1993-95)	75
8. Pete Young (1987-89)	72
9. Scott Polk (1995-99)	71
Saunders Ramsey (2002-05)	71

-- Riley Self (2017-present)	63

Lemonis Wins No. 1

- Head coach **Chris Lemonis** earned his first Mississippi State victory in his first game as head coach, joining eight other Bulldog skippers to accomplish the feat.
- Lemonis joins **John Cohen, Jimmy Bragan, Paul E. Gregory, S.L. Robinson, F.P. Plass, S.A. Jehl, S.W. Scales** and **G.C. Creelman**, who each won their first games as the Maroon and White's head coach.
- Ron Polk** won the first game of his second stint as the MSU skipper in 2002. However, Polk dropped his MSU debut, 2-1, to Louisiana Tech in 1976.
- Of the nine coaches to win their first game, Lemonis joins Creelman and Robinson as the only three to start 4-0 or better. Creelman won his first 14 games over five seasons and was 15-0-3 before suffering his first loss, while Robinson started 6-0 in 1919. Lemonis began the season 4-0.

Big League Talent

- Mississippi State is great at turning out major league talent, with 59 Diamond Dawgs reaching the highest level of the sport, but it is also great at keeping student-athletes from the draft.
- The 2019 roster features eight Bulldogs that have been drafted, including two with multiple selections in the Major League Baseball First Year Player Draft.
- A complete list is below;

Name (Pos.)	Year	Round	Organization
Tanner Allen (IF/OF)	2017	36th	Chicago Cubs
Eric Cerantola (LHP)	2018	30th	Tampa Bay Rays
JT Ginn (RHP/IF)	2018	1st	Los Angeles Dodgers
Gunner Halter (IF)	2017	22nd	Toronto Blue Jays
	2018	26th	Cleveland Indians
Josh Hatcher (IF/OF)	2017	39th	Los Angeles Angels
Jake Mangum (OF)	2017	30th	New York Yankees
	2018	32nd	New York Mets
Dustin Skelton (C)	2016	36th	Toronto Blue Jays
Ethan Small (LHP)	2018	26th	Arizona Diamondbacks

Uni Watch

- Mississippi State has six different uniform combinations for the 2019 campaign and below is a look at how they have fared in each garb;
- | | |
|----------------------|-----|
| Black '85s | 5-0 |
| Maroon '85s | 8-3 |
| White '85s | 6-0 |
| White Block State | 5-1 |
| Grey Sleeveless | 1-1 |
| White Pinstripes | 4-1 |
| Grey Pinstripes | 2-3 |
| Alex Wilcox Uniforms | 1-0 |

Starting with a Sweep

- Mississippi State opened the 2019 season with a three-game sweep of Youngstown State, marking the first time since 2015 the Bulldogs swept a series to open a season.
- In all, State has opened a season with a perfect home weekend on 13 occasions since 1990, when most college teams began starting the season with weekend series.
- More recently, State was unblemished on the first weekend of a season at home in 2015 (Cincinnati/Miami (Ohio)), 2013 (Portland), 2011 (Akron/Lamar) and 2010 (Rhode Island).
- Other seasons include; 2007, 2006, 2005, 2004, 2001, 1999, 1995, 1994.
- Of the 30 seasons since 1990, State has opened the year at home on 22 occasions.

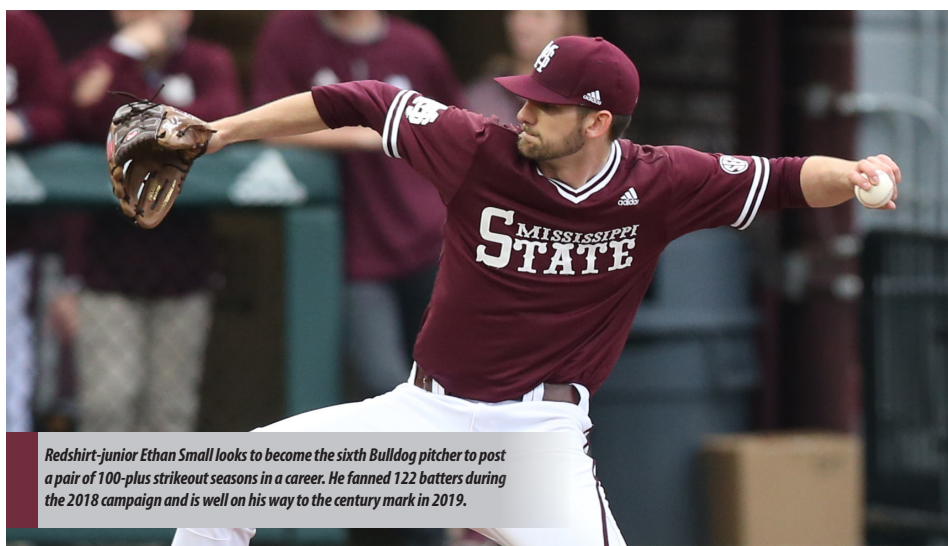
Voice of the Diamond Dawgs Enters Year 41

- Long-time MSU radio broadcaster **Jim Ellis** enters his 41st season as the play-by-play announcer for Mississippi State baseball, with his first season having been 1979.
- Ellis is tied for the second-longest tenured broadcaster in the Division I college baseball, trailing only Dave Nitz at Louisiana Tech (45 seasons). Ellis' 41 years are tied with Ole Miss' David Kellum and Southern Miss' John Cox.
- The new Dudy Noble Field features home and visiting radio booths inside the Jim Ellis Radio Suite, named for the iconic "Voice of the Diamond Dawgs."





Nothing Small About It



Redshirt-junior Ethan Small looks to become the sixth Bulldog pitcher to post a pair of 100-plus strikeout seasons in a career. He fanned 122 batters during the 2018 campaign and is well on his way to the century mark in 2019.

Raking in the Ks

- Redshirt-junior **Ethan Small** became just the 18th Mississippi State pitcher to record at least 100 strikeouts in one season during the 2018 campaign and is quickly closing in on the century mark in 2019.
- Small opened the 2019 campaign with a then-career-high 11 strikeouts versus Youngstown State, including the first five batters he faced.
- He followed that up with a then-career-best 13 strikeouts in seven one-hit innings against No. 21 Southern Miss. He didn't walk a batter for the second-straight contest.
- He produced a career-best 15 Ks versus Alabama on April 12 in only six innings of work, with 15 of 18 outs ending at the plate.
- Small also has double-digit strikeout performances versus Maine (10) on March 8, at No. 4 Florida (11) on March 15, against LSU (10) on March 28 and at Tennessee (11) on April 5.
- Overall, Small has 245 career punch outs in 43 appearances. His season total sits at 103 in 10 starts (10.3 per start).
- After missing the 2017 season due to injury, Small sat down 122 batters via strikeout in 2018, the seventh-highest total in State history. **MORE ON PAGE 11 SIDE BAR**
- With his sixth strikeout at No. 10 Arkansas, Small moved his named into rare company as the sixth Bulldog pitcher to strikeout 100-plus batters twice in a career.
- The other five Bulldogs to posted multiple 100-plus strikeout seasons in program history; **Jeff Brantley** (1984, 85), **Eric DuBose** (1995, 96, 97), **Matt Ginter** (1998, 99), **Konnor Pilkington** (2017, 18) and **B.J. Wallace** (1991, 92).

NCAA Actives

- Even without moving into a starting role until his second year on the mound, redshirt-junior **Ethan Small** still ranks among the NCAA active leaders in a pair of categories.
- The Lexington, Tennessee native is among the Division I leaders in a pair of categories;

Rank	Statistic	Value
5	Strikeouts Per Nine Innings	12.84
15	Strikeouts	245

K to BB

- While the strikeout numbers have been impressive for redshirt-junior **Ethan Small**, he has also held down the walk numbers throughout his career.
- In 171 2/3 career innings pitched, Small has walked only 59 batters to 245 strikeouts. That equates into a 4.15 K-to-BB ratio.
- To start the 2019 campaign, Small went 80-straight plate appearances before issuing his first walk.

Small Owns Three National POTW Honors

- Redshirt-junior **Ethan Small** has earned three National Player of the Week recognitions during the 2019 season, grabbing Weekly Honor Roll accolades from Collegiate Baseball Newspaper each time. **MORE ON PAGE 14**
- His first honor came after striking out a career-high 13 batters in his week two start versus No. 21 Southern Miss. The left-hander allowed just one hit and hit a batter, with neither advancing to second base.
- Small's second honor came after an 11-strikeout outing against No. 4 Florida in Gainesville. The left-hander tossed six innings and allowed just two hits to earn his second-straight victory. He struck out at least one batter in each of his six innings, with multiple Ks in five of those frames.
- The third honor came after Small produced 15 of his 18 out via the strikeout in a six-inning start against Alabama. He scattered three hits and three walks, while not allowing a run in the outing. The fanned the first five batters he faced and added a string of seven-straight hitters retired - all by strikeout.

Small's Record Watch

100-plus Strikeout Seasons

Player (Season)	Strikeouts
1. Eric Dubose (1996)	174
2. B.J. Wallace (1992)	145
Eric Dubose (1997)	145
4. Gary Rath (1994)	141
5. Jeff Brantley (1985)	136
6. Chris Stratton (2012)	127
7. Ethan Small (2018)	122
8. Hank Thoms (1999)	121
9. Jeff Brantley (1984)	115
Dakota Hudson (2016)	115
11. Konnor Pilkington (2017)	111
12. Eric Dubose (1995)	109
13. Jon Harden (1992)	108
Matt Ginter (1999)	108
15. Konnor Pilkington (2018)	107
16. B.J. Wallace (1991)	104
17. Ethan Small (2019)	103
18. Frank Montgomery (1962)	102
19. Paul Maholm (2003)	101
Carlton Loewer (1993)	101
21. Matt Ginter (1998)	100
Jacob Lindgren (2014)	100
Ken Kurtz (1979)	100

Career Strikeouts

Player (Seasons)	Strikeouts
1. Eric DuBose (1995-97)	428
2. Jeff Brantley (1982-85)	364
3. Chris Stratton (2010-12)	279
4. Paul Maholm (2001-03)	273
5. B.J. Wallace (1990-92)	271
6. Matt Ginter (1996-99)	269
7. Mike Proffitt (1969-72)	265
8. Don Robinson (1975-78)	262
9. Carlton Loewer (1992-94)	261
10. Konnor Pilkington (2016-18)	260

-- Ethan Small (2016-present)	245



Pitching Potables

Record By Starter

Pitcher	Starts	Team Record
Cerantola, Eric	4	4-0
Eagan, Jack	1	1-0
Ginn, JT	10	8-2
James, Keegan	7	7-1
Plumlee, Peyton	8	5-3
Small, Ethan	10	7-3
Smith, Brandon	1	1-0

Quality Starts

Pitcher	Starts	Quality Starts	Steak
Cerantola, Eric	4	--	--
Eagan, Jack	1	--	--
Ginn, JT	10	4	--
James, Keegan	7	--	--
Plumlee, Peyton	8	1	--
Small, Ethan	10	8	3
Smith, Brandon	1	--	--

Starting Pitcher Run Support

Pitcher	Starts	Runs *	Runs Per Start
Cerantola, Eric	4	64	16.0
Eagan, Jack	1	7	7.0
Ginn, JT	10	83	8.3
James, Keegan	7	68	9.7
Plumlee, Peyton	7	56	8.0
Small, Ethan	10	60	6.0
Smith, Brandon	1	5	5.0

* - Runs are based on total runs scored by the team in each pitchers starts, not just runs scored while the starting pitcher is in the game.

'Penning It Down

Gordon's Scoreless Streak

- Graduate **Cole Gordon** nearly equaled the MSU record for consecutive scoreless innings pitched, as he ran a streak of 25 innings without giving up a run.
- Gordon's streak was just shy of **Jonathan Holder's** 27 1/3 innings of scoreless work during the 2012 season and ranks third in program history, just shy of **Bobby Reed's** 25 1/3-straight scoreless innings in 1988.
- The streak began with a scoreless ninth inning against Oklahoma in the fourth game of the 2018 Tallahassee Regional and ended with a one-out sacrifice fly versus Maine on March 10, 2019.
- During the stretch, Gordon has accomplished the following;
 - vs. Oklahoma (6/3): 6.0 IP, 7 H, 4 R, 2 BB, 10 K - **Win**
 - The final inning was scoreless, with 3K, 1 HPB, 1 BB at Vanderbilt (6/8): 3.1 IP, 1 H, 1 BB, 3 K
 - at Vanderbilt (6/10): 3.2 IP, 2 H, 3 BB, 7 K
 - vs. Washington (6/16): 0.1 IP, 1 H
 - vs. North Carolina (6/19): 3.0 IP, 1 H, 2 K - **Save**
 - vs. Oregon State (6/23): 4.1 IP, 1 H, 3 K
 - Youngstown State (2/15): 1.0 IP, 2 K - **Win**
 - UAB (2/20): 2.0 IP, 2 H, 1 BB, 4 K - **Save**
 - Southern Miss (2/24): 2.0 IP, 3 BB, 2 K - **Win**
 - vs. Sam Houston State (3/1): 1.0 IP, 1 H, 1 K - **Save**
 - vs. Texas Tech (3/2): 1.0 IP, 2 K - **Save**
 - East Carolina (3/5): 1.0 IP, 4 K - **Save**
 - Maine (3/8): 1.0 IP, 2 K
- During the streak, Gordon allowed nine hits, nine walks and hit one batter. He struck out 35 to go along with a 3-0 record and five saves in the 10 appearances.
- Along with his work on the mound, Gordon also wears the SEC Graduate patch, signifying an SEC student-athlete that has already completed their degree.
- He owns degrees in business administration and marketing. Gordon is currently working towards his MBA.

A Trusty 'Pen

- Everyone needs a trust pen. Be it for note taking, making a grocery list or, as a head baseball coach, somewhere you can go to get big outs late in games.
- Through 41 games, the Mississippi State bullpen has been just that for head coach **Chris Lemonis** and pitching coach **Scott Foxhall**, posting a 3.92 ERA.
- The 'pen has posted 15 wins and collected 11 saves. Fourteen relievers have racked up 186 innings to help the Dawgs to a 32-9 record. **MORE ON PAGE 13 & 27**
- Fourteen different relievers have combined to allow just 81 earned runs on 158 hits. The group owns 221 strikeouts and 73 walks.
- Graduate student **Cole Gordon** is 3-0 with eight saves in 16 appearances. He owns 35 strikeouts in 23 innings of work.
- Senior **Jared Liebelt** has appeared in 18 games and owns 20 strikeouts in a team-best 28 innings of relief work.

Liebelt Thriving as a Senior

- Senior **Jared Liebelt** (Lee-belt) spent his first two collegiate seasons at Waubonsee (Ill.) Community College, before the Aurora, Illinois native made his way to Starkville.
- After appearing in 12 games during the 2018 campaign and throwing just 13 innings, Liebelt has enjoyed a breakout senior season.
- His 2018 campaign featured 21 runs (19 earned) on 21 hits. He walked eight batters and struck out seven.
- In 2019, Liebelt surpassed his strikeout total from the previous season by appearance No. 5 and enters the week with 18 appearances.
- On the season, the right hander has 20 strikeouts and just three walks in 28 innings. He has allowed just 25 hits.
- Below is a look at his two seasons at MSU;

	App	IP	H	R	ER	BAA	BB	K	HBP
2018	12	13.0	21	21	19	.362	8	7	7
2019	18	28.0	25	11	9	.238	3	20	--





Pen Production

Below is a listing of decisions (win or loss), holds and saves from the Mississippi State bullpen in 2019.

NOTE: A hold occurs when a relief pitcher enters the game in a save situation and maintains the team's lead, while recording at least one out. In order for a pitcher to be credited with a hold one of two conditions must be met: 1) He enters with a lead of three runs or less and maintains that lead while recording at least one out. 2) He enters the game with the tying run on-deck, at the plate or on the bases, and records an out.

Opponent (Date)	Result	Pitcher	Line	Mississippi Valley State (3/26)	Hold (2)	Eagan, Jack	2.0 IP, 6 K
Youngstown State (2/15)	Win (1)	Gordo, Cole	1.0 IP, 2 K	Opponent (Date)	Result	Pitcher	Line
UAB (2/20)	Win (1)	Self, Riley	1.0 IP, 1 BB	LSU (3/28)	Save (7)	Gordon, Cole	1.1 IP, 1 H, 3 K
UAB (2/20)	Save (1)	Gordon, Cole	2.0 IP, 2 H, 1 BB, 4 K	ULM (4/3)	Win (1)	Smith, Brandon	0.2 IP, 1 H
Southern Miss (2/22)	Loss (1)	Barlow, Trysten	1.0 IP, 1 R, 1 ER, 1 BB, 1 K	at Tennessee (4/5)	Win (2)	Barlow, Trysten	1.0 IP
Southern Miss (2/24)	Win (2)	Gordon, Cole	2.0 IP, 3 BB, 2 K	at Tennessee (4/7)	Win (1)	James, Keegan	3.0 IP, 1 H, 1 R, 1 ER, 1 K
vs. Sam Houston State (3/1)	Win (1)	Barlow, Trysten	0.1 IP, 1 K	at Tennessee (4/7)	Hold (4)	Barlow, Trysten	2.0 IP, 3 H, 2 R, 2 ER, 2 K
vs. Sam Houston State (3/1)	Save (2)	Gordon, Cole	1.0 IP, 1 H, 1 K	at Tennessee (4/7)	Save (3)	Liebelt, Jared	3.0 IP, 2 H, 2 K
vs. Texas Tech (3/2)	Hold (1)	White, Colby	1.0 IP, 2 K	South Alabama (4/10)	Win (2)	Smith, Brandon	2.1 IP, 4 H, 2 R, 2 ER
vs. Texas Tech (3/2)	Save (3)	Gordon, Cole	1.0 IP, 2 K	South Alabama (4/10)	Hold (2)	Self, Riley	2.0 IP, 4 H, 2 R, 2 ER, 2 K
East Carolina (3/5)	Hold (1)	Eagan, Jack	1.0 IP, 1 H	South Alabama (4/10)	Save (8)	Gordon, Cole	2.0 IP, 1 H, 1 BB, 4 K
East Carolina (3/5)	Hold (1)	Plumlee, Peyton	3.0 IP, 1 H, 1 R, 1 ER, 1 BB, 4 K	Alabama (4/13)	Hold (1)	James, Keegan	1.2 IP, 1 H, 1 R, 1 ER, 1 BB, 2 K
East Carolina (3/5)	Hold (1)	Barlow, Trysten	1.0 IP, 1 H, 3 K	Alabama (4/13)	Hold (5)	Barlow, Trysten	1.1 IP, 1 H, 1 K
East Carolina (3/5)	Hold (2)	White, Colby	1.0 IP, 1 K	Texas Southern (4/16)	Win (2)	White, Colby	1.0 IP, 1 K
East Carolina (3/5)	Save (4)	Gordon, Cole	1.0 IP, 4 K				
Arkansas-Pine Bluff (3/6)	Hold (1)	Self, Riley	2.0 IP, 1 H, 1 K				
Arkansas-Pine Bluff (3/6)	Hold (1)	Price, Spencer	1.0 IP, 2 BB				
Arkansas-Pine Bluff (3/6)	Hold (1)	Smith, Brandon	1.0 IP, 1 H, 1 K				
Maine (3/8-1)	Save (1)	Liebelt, Jared	3.0 IP, 4 H, 1 R, 1 ER, 3 K				
Maine (3/8-2)	Hold (2)	Smith, Brandon	1.0 IP, 2 K				
Maine (3/10)	Win (1)	White, Colby	1.0 IP, 1 K				
Maine (3/10)	Save (5)	Gordon, Cole	1.0 IP, 2 H, 1 R, 1 ER, 1 BB				
Grambling (3/13)	Win (3)	Cerantola, Eric	2.0 IP, 1 R, 0 ER, 3 BB, 4 K				
at Florida (3/15)	Hold (1)	Liebelt, Jared	1.0 IP, 1 K				
at Florida (3/15)	Hold (3)	White, Colby	1.0 IP, 2 H, 1 R, 1 ER				
at Florida (3/16)	Save (2)	Liebelt, Jared	2.2 IP, 1 H, 1 R, 1 ER, 2 K				
Little Rock (3/19)	Win (1)	Eagan, Jack	1.1 IP, 1 BB, 3 K				
Little Rock (3/19)	Hold (3)	Smith, Brandon	4.0 IP, 1 H, 1 BB, 5 K				
at Samford (3/20)	Win (1)	Spring, Tyler	2.0 IP, 1 H, 3 K				
at Samford (3/20)	Hold (2)	Barlow, Trysten	1.0 IP, 1 K				
at Samford (3/20)	Hold (4)	White, Colby	1.0 IP, 1 H, 2 K				
at Samford (3/20)	Save (6)	Gordon, Cole	1.0 IP, 3 K				
Auburn (3/22)	Hold (2)	Liebelt, Jared	0.2 IP, 2 H, 2 R, 2 ER				
Auburn (3/22)	Hold (3)	Barlow, Trysten	0.1 IP, 1 K				
Auburn (3/22)	Blown Save (1)/Loss (1)	White, Colby	1.0 IP, 3 H, 2 R, 2 ER, 2 K				
Auburn (3/24)	Win (3)	Gordon, Cole	3.0 IP, 4 H, 3 R, 3 ER, 1 BB, 3 K				
Mississippi Valley State (3/26)	Win (1)	Liebelt, Jared	0.1 IP, 1 K				
Mississippi Valley State (3/26)	Hold (5)	White, Colby	1.0 IP, 1 K				

Individual Relief Breakdown

Name	Win	Hold/Save	Loss/Blown Save	Name	Win	Hold/Save	Loss/Blown Save	Name	Win	Hold/Save	Loss/Blown Save
Barlow, Trysten	2	5/--	1/--	James, Keegan	1	1/--	--/--	Self, Riley	1	2/--	--/--
Cerantola, Eric	1	--/--	--/--	Liebelt, Jared	1	2/3	--/--	Smith, Brandon	2	3/--	--/--
Eagan, Jack	1	2/--	--/--	Plumlee, Peyton	--	1/--	--/--	Spring, Tyler	1	--/--	--/--
Gordon, Cole	3	--/8	--/--	Price, Spencer	--	1/--	--/--	White, Colby	2	5/--	1/1

Honors Tracker

Tanner Allen

Preseason All-SEC (First Team - Coaches)
Collegiate Baseball Newspaper National Weekly Honor Roll (Feb. 18)
Perfect Game National Hitter of the Week (Feb. 18)

Justin Foscue

Frisco Classic All-Tournament Team (March 3)

JT Ginn

Baseball America Preseason All-America (2nd Team)
SEC Co-Freshman of the Week (Feb. 25)
Frisco Classic MVP (March 3)
SEC Co-Freshman of the Week (March 4)
Perfect Game Midseason National Freshman of the Year

Cole Gordon

NCBWA Stopper of the Year Preseason Watch List
Mississippi State University Master's Graduate Service Assistant of the Year

Elijah MacNamee

Frisco Classic All-Tournament Team (March 3)
SEC Player of the Week (March 18)

Jake Mangum

Golden Spikes Award Preseason Watch List
Collegiate Baseball Newspaper Preseason All-America (first team)
NCBWA Preseason All-America (first team)
D1Baseball Preseason All-America (second team)
Perfect Game (third team)
D1Baseball's top returning senior
Preseason All-SEC (First Team - Coaches)
Perfect Game Midseason All-America (first team)
D1Baseball Midseason All-American (first team)
Golden Spikes Award Midseason Watch List
Senior CLASS Award Finalist

Spencer Price

NCBWA Stopper of the Year Preseason Watch List

Dustin Skelton

Buster Posey Award Watch List

Ethan Small

Collegiate Baseball Newspaper National Weekly Honor Roll (Feb. 25)
Collegiate Baseball Newspaper National Weekly Honor Roll (March 18)
Collegiate Baseball Newspaper National Weekly Honor Roll (April 15)
Golden Spikes Award Midseason Watch List

Jordan Westburg

SEC Player of the Week (March 25)
Perfect Game Midseason All-America (second team)

Honor System

SEC Awards Rolling In

- Mississippi State has earned four SEC weekly awards in 2019, with **Elijah MacNamee** and **Jordan Westburg** each garnering SEC Player of the Week, and **JT Ginn** grabbing a pair of SEC Freshman of the Week honors.
- The four weekly honors are tied for third most in program history for a season;
 - 6 - 2016 (2 Player, 3 Pitcher, 1 Freshman)
 - 5 - 2012 (3 Pitcher, 3 Freshman)
 - 4 - 2019 (2 Player, 2 Freshman)**
 - 2007 (1 Player, 1 Pitcher, 2 Freshman)
 - 1985 (4 Player)
- With MacNamee and Westburg each earning SEC Player of the Week, it marks the first time since 2016 that two different Diamond Dawgs earned the award. That season, Brent Rooker and Nathaniel Lowe won the award.
- With the duo winning the award in back-to-back weeks, it marks the fourth time in program history MSU student-athlete won the award in consecutive weeks;
 - 1985 - Brantley (March 12), Will Clark (March 19 & 26)
 - 2013 - Hunter Renfroe (April 15), Nick Ammirati (April 22)
 - 2017 - Brent Rooker (April 7 & 12)
- For Ginn, he is just the third Diamond Dawg since the SEC began awarding the FOTW award in 2006 to claim multiple awards, joining;
 - Brandon Turner (2007)
 - Daryl Norris (2011)

Ginn Grabs Back-to-Back SEC FOTW Honors


- Freshman **JT Ginn** grabbed back-to-back Southeastern Conference Co-Freshman of the Week honors in weeks two and three of the 2019 season.
- The rookie collected victories over back-to-back ranked opponents, defeating No. 21 Southern Miss and No. 8 Texas Tech.
- He fired off seven innings of three-hit, two-run baseball to earn a victory over Texas Tech on Saturday, March 2. Ginn fanned eight batters and walked only one in the outing. The Red Raiders were averaging 11.2 hits and 9.3 runs per game entering the weekend, but Ginn was able to scatter three hits, as he retired 12-straight batters from the second inning to the sixth inning.
- Against Southern Miss, Ginn tossed seven shutout innings and allowed just two hits and walked one batter. He struck out a career-high nine and didn't face more than four hitters in any inning.

MacNamee Earns SEC Player of the Week

- Senior **Elijah MacNamee** collected multiple hits in each of his four starts during the fifth week of the season, as he earned Southeastern Conference Player of the Week.
- MacNamee helped the Diamond Dawgs to a 3-1 week, including a SEC-opening series win over a top-five Florida program on the road.
- The senior opened the week with a five-RBI showing against Grambling, including a sixth-inning grand slam.
- In the series opener at Florida, MacNamee made two of the biggest plays in the game, running down a flyball for the final out of the eighth to save a run from scoring. He then belted a two-RBI double in the ninth, which would account for the eventual game-winning runs. He contributed a career-high-tying three hits in the first game of a doubleheader, including a home run and a double and chipped in a pair of singles in the finale.
- The player of the week honor is the first for a Diamond Dawg since the 2017 season, when **Brent Rooker** claimed the award on three occasions.

Westburg Earns SEC Player of the Week

- Sophomore **Jordan Westburg** hit .583 to help Mississippi State to a series win over No. 16 Auburn and for his efforts was named the Southeastern Conference Player of the Week.
- In five total games between March 18-24, Westburg led the Diamond Dawgs with a .556 batting average and reached base in all five games to help MSU to a 4-1 week.
- His .571 on-base percentage for the week was tied for tops on the team and he piled up 11 RBIs. Westburg posted multiple hits in four of the five contests and ran his reached base streak to nine games after finding his way on base in all five games.
- He opened the week with a three-hit contest, scoring twice and driving in two runs against Little Rock, before reaching base just once at Samford - via walk.
- The New Braunfels, Texas had a monster weekend against Auburn, hitting .583 (7-of-12) to lead the Bulldogs in the three-game series and reached base at a .647 clip. He had multiple hits in each game versus the Tigers and reached base at least three times in each contest.
- He posted at least one extra base hit in all three games versus Auburn, including a double and home run in each of the final two contests. To cap his impressive weekend, Westburg drove in the eventual game winning run with an RBI double in the eighth inning to break a 15-15 tie and give MSU its second-straight SEC series win.





Trio Earns Midseason Honors from Perfect Game

- Perfect Game honored three Diamond Dawgs with midseason awards, as freshman **JT Ginn** earned the publication's Midseason National Freshman of the Year, while senior **Jake Mangum** was a first-team midseason All-American pick and sophomore **Jordan Westburg** earned second-team midseason All-American.
- After winning his first six starts on the mound, Ginn was named top freshman at the season's mid-way point by Perfect Game. The rookie started seven games on the mound during the first half of the season, with four of those quality starts
- Among the victories that made up his 6-1 overall mark at the middle point of 2019, the right hander posted four wins over ranked foes, including No. 21 Southern Miss, No. 8 Texas Tech, No. 4 Florida and No. 16 Auburn.
- Arguably the best leadoff hitter in the NCAA, Mangum posted 53 hits through the first half of 2019. Mangum is the NCAA active leader in hits, while he is chasing the Mississippi State and Southeastern Conference hits records. Westburg hit the mid-way point of the season having already surpassed his career totals for hits (44), runs (35), RBIs (33), doubles (13), triples (2), home runs (5) and walks (15). He had also been hit-by-pitch seven times.
- He carried a pair of double-digit reached base streaks during the first half of 2019, with a 14-game stretch to start the season and a current 14-game streak.

Skelton on Posey Watch List

- Junior catcher **Dustin Skelton** is one of 79 Division I catchers named to the Buster Posey Award Watch List, which is awarded by the Greater Wichita Area Sports Commission.
- Skelton is among the initial candidates for the National Collegiate Catcher of the Year Award, formerly the Johnny Bench Award, which honors the nation's top Division I catcher as voted on by head coaches and sports information directors.
- Former MSU catcher Edward Easley won the prestigious award following a stellar 2007 campaign, which also saw him drafted in the first round of the Major League Baseball Draft.

Gordon's Graduate Award

Already with undergraduate degrees in business administration and marketing from Mississippi State University, graduate student **Cole Gordon** spent the 2018-19 academic year working as a Graduate Service Assistant in the Office of the Graduate School, and for his efforts was named the Masters Graduate Service Assistant of the Year. Working towards a Master of Business Administration degree, Gordon was nominated, and ultimately selected for the award by a faculty committee. One graduate is awarded per year, with Gordon earning the distinction in 2018-19.

Three Earn Frisco Classic Honors

- After finishing the Frisco Classic at 2-0, three Diamond Dawgs were honored with all-tournament honors, as **JT Ginn** was named the MVP of the event, and **Justin Foscoe** and **Elijah MacNamee** each earned all-tournament nods.
- Ginn fired off seven innings of three-hit, two-run baseball in his third career start to improve to 3-0 with a victory over No. 3 Texas Tech on Saturday afternoon. The right hander fanned eight batters and walked only one in the outing.
- Foscoe led MSU with a .500 (4-for-8) average at the event. His four hits were the most for a Bulldog and he scored the game-winning run vs. Sam Houston State after leading off the eighth inning with a double down the left-field line.
- MacNamee hit .333 (2-for-6) at the Frisco Classic, but owned a .556 on-base percentage with two walks and a hit-by-pitch. He scored two runs and drove in one RBI on the weekend.

Allen Earns National POTW Honors

- Sophomore **Tanner Allen** opened the 2019 season with a bang against Youngstown State to earn national honors from a pair of publications.
- Allen** had a monster opening weekend for the Diamond Dawgs, hitting .538 with five extra base hits and 13 RBIs versus Youngstown State. Of his seven hits, five went for extra bases, including the two home runs, to account for 16 total bases on the weekend.
- For his efforts, Allen earned Perfect Game National Hitter of the Week and was named to the Collegiate Baseball Newspaper National Player of the Week Honor Roll. **MORE ON PAGE 4**

State to The Show

Diamond Dawgs Playing in Major League Baseball

Name (Yrs. at MSU)	Pos.	Organization
Adam Frazier (2011-13)	IF	Pittsburgh Pirates
Kendall Graveman (2010-13)	RHP *	Chicago Cubs
Jonathan Holder (2010-13)	RHP	New York Yankees
Dakota Hudson (2014-16)	RHP	St. Louis Cardinals
Mitch Moreland (2005-07)	IF	Boston Red Sox
Hunter Renfroe (2011-13)	RF	San Diego Padres
Chris Stratton (2010-12)	RHP	Los Angeles Angels
Brandon Woodruff (2012-14)	LHP	Milwaukee Brewers

* - Part of 40-man roster, but on injured list.

Diamond Dawgs in Minor League Baseball

Name (Yrs. at MSU)	Pos.	Organization (Level)
Jacob Billingsley (2014-18)	RHP	Houston Astros (A-SS)
Ben Bracewell (2010-14)	RHP	Oakland Athletics (AA)
Daniel Brown (2015-16)	LHP	Milwaukee Brewers (AA)
Gavin Collins (2014-16)	C	Cleveland Indians (A+)
J.P. France (2018)	RHP	Houston Astros (A+)
Ryan Gidley (2015-2017)	IF	Oakland Athletics (A)
Zac Houston (2014-16)	RHP	Detroit Tigers (AAA)
Reid Humphreys (2014-16)	RHP	Colorado Rockies (AA)
Jack Kruger (2016)	C	Los Angeles Angels (AA)
Nathaniel Lowe (2016)	IF	Tampa Bay Rays (AAA)
Zach Neff (2018)	LHP	Minnesota Twins (A)
Rafael Palmeiro (1983-85)	---	Cleburne (Ind.)
Konnor Pilkington (2016-18)	LHP	Chicago White Sox (A)
Jacob Robson (2013-16)	CF	Detroit Tigers (AAA)
Brent Rooker (2014-2017)	IF	Minnesota Twins (AAA)
Austin Sexton (2014-16)	RHP	St. Louis Cardinals (A+)
Hunter Stovall (2016-18)	IF	Colorado Rockies (A)

Diamond Dawgs Coaching in Professional Baseball

Name (Yrs. at MSU)	Organization	Team (Level)
Travis Chapman (1997-2000)	New York Yankees	Scranton Wilkes-Barre (AAA)
Chris Maloney (1982-83)	Atlanta Braves	Mississippi (AA)
Chris Young (2000-02)	Philadelphia Phillies	Philadelphia (MLB)

Diamond Dawgs Working in Professional Baseball

Name (Yrs. at MSU)	Organization	Role
Jeff Brantley (1982-85)	Cincinnati Reds	Broadcaster
Will Clark (1983-85)	San Francisco Giants	Special Assistant



Going Yard

Below is a listing of all of the home runs for the 2019 season, including expanded data for those home runs that MSU hits at home.

Gm	Name	Inn.	On Base	Exit Velocity	Launch Angle	Distance
1	Tanner Allen	6	1	97	32	369 feet
1	Elijah MacNamee	8	2	97	31	365 feet
2	Tanner Allen	2	2	97	29	365 feet
3	Justin Foscue *	2	--	101	30	375 feet
3	Hayden Jones	5	--	104	31	400 feet
6	Justin Foscue *	2	--	99	27	376 feet
6	Dustin Skelton	5	1	101	29	402 feet
6	Dustin Skelton *	7	--	97	27	397 feet
8	Marshall Gilbert *	3	--	102	29	375 feet
8	Justin Foscue	3	1	101	21	372 feet
9	Justin Foscue	1	4	102	27	397 feet
9	Gunner Halter *	2	--	96	22	323 feet
14	Jordan Westburg	5	2	104	22	410 feet
15	Dustin Skelton	2	1	101	28	385 feet
16	Dustin Skelton	4	--	103	36	381 feet
16	Justin Foscue	5	2	98	36	360 feet
17	Elijah MacNamee	5	3	95	30	380 feet
18	Justin Foscue *	5	--	--	--	--
19	Jake Mangum ^	1	--	--	--	--
19	Tanner Allen *	4	--	--	--	--
19	Elijah MacNamee	6	--	--	--	--
24	Jordan Westburg	8	--	107	22	409 feet
25	Jordan Westburg	5	1	105	26	405 feet
25	Dustin Skelton	8	2	101	34	388 feet
26	Justin Foscue	2	--	104	22	371 feet
26	Jordan Westburg	3	2	98	28	365 feet
27	Justin Foscue	3	2	97	31	392 feet
27	Elijah MacNamee *	5	--	104	31	388 feet
27	Justin Foscue	5	--	96	30	373 feet
28	Jordan Westburg	5	1	103	28	408 feet
29	Rowdey Jordan	9	1	94	43	331 feet
30	Dustin Skelton	1	3	96	29	335 feet
30	Tanner Allen	1	--	100	20	370 feet
33	Rowdey Jordan *	3	--	--	--	--
33	Tanner Allen	5	2	--	--	--
34	Justin Foscue	2	--	104	26	406 feet
34	Tanner Allen	7	2	104	21	410 feet
35	Jordan Westburg	2	2	96	35	358 feet
36	Elijah MacNamee	7	1	102	27	361 feet
36	Dustin Skelton	7	2	100	34	399 feet
36	Marshall Gilbert *	8	--	105	22	407 feet
37	Marshall Gilbert	5	--	98	30	380 feet
38	Dustin Skelton	8	2	100	41	373 feet
39	Rowdey Jordan *	5	--	96	23	345 feet
39	Elijah MacNamee *	9	--	103	29	403 feet
40	Justin Foscue	5	2	101	29	390 feet

46 total home runs in 2019

(* - Home run led off an inning | ^ - Leadoff home run (bottom/top 1st)

NOTE: Data not included for games at Florida, Samford or Tennessee.

The Last Time...

- SEC Tournament | % - NCAA Regional | ^ - NCAA Super Regional | S - College World Series

A MISSISSIPPI STATE TEAM...

Won 15+ Consecutive Games	17 - Feb. 15-March 8, 2013
Won 10+ Consecutive Games	14 - Feb. 23-March 16, 2019
Won 10+ Consecutive SEC Games	12 - April 30-May 25, 2016
Won 5+ Consecutive SEC Games	6 - March 24-April 1, 2017
Lost 5+ Consecutive Games	6 - May 7-16, 2015
Lost 5+ Consecutive SEC Games	6 - May 7-16, 2015
Swept a Three-Game Series	Alabama; April 12-14, 2019
at Home	Alabama; April 12-14, 2019
on The Road	at Ole Miss; March 30-April 1, 2017
Swept a Non-Conference Three-Game Series	Maine; March 8-10, 2019
at Home	Maine; March 8-10, 2019
on The Road	at Hawaii-Hilo; 1985
Swept a Three-Game SEC Series	Alabama; April 12-14, 2019
at Home	Alabama; April 12-14, 2019
on The Road	at Ole Miss; March 30-April 1, 2017
Was Swept in a Three-Game Series	at Arkansas; April 18-20, 2019
at Home	Vanderbilt; March 16-18, 2018
on The Road	at Arkansas; April 18-20, 2019
Was Swept in a Three-Game Non-Conference Series	at Southern Miss; Feb. 16-18, 2018
at Home	Southeastern Louisiana; Feb. 26-28, 2010
on The Road	at Southern Miss; Feb. 16-18, 2018
Was Swept in a Three-Game SEC Series	at Arkansas; April 18-20, 2019
at Home	Vanderbilt; March 16-18, 2018
on The Road	at Arkansas; April 18-20, 2019
Played An Extra-Inning Game	W, 6-3 (11 innings) - at Tennessee; April 5, 2019
Won An Extra-Inning Game	W, 6-3 (11 innings) - at Tennessee; April 5, 2019
Lost An Extra-Inning Game	L, 0-1 (10 innings) - Southern Miss; Feb. 22, 2019
Played Consecutive Extra-Inning Games	May 4-5, 2018; at Alabama, W, 14-12 (10 innings) and L, 3-4 (10 innings)
Won Consecutive Extra-Inning Games	May 10-11, 2014; Tennessee, W, 1-0 (10 innings) and W, 4-3 (12 innings)
Won on a Walk-Off	W, 4-3 - Southern Miss, Feb. 24, 2019
	Tanner Allen RBI double in the ninth inning
Won Consecutive Games Via A Walk-Off	May 10-11, 2014; Tennessee, W, 1-0 (10 innings) and W, 4-3 (12 innings)
	Seth Heck RBI single in the 10th inning
	Cody Walker bases loaded walk in the 12th inning

A MISSISSIPPI STATE OFFENSE...

Scored 30+ Runs	32 - Jackson State; April 29, 1988
Scored 25+ Runs	27 - Alcorn State; April 20, 2010
Scored 20+ Runs	21 - ULM; April 3, 2019
Scored 15+ Runs	21 - ULM; April 3, 2019
Scored 10+ Runs In An Inning	10 - ULM; April 3, 2019
Scored 9+ Runs In An Inning	10 - ULM; April 3, 2019
Scored 8+ Runs In An Inning	10 - ULM; April 3, 2019
Had 30+ Hits	30 - Kentucky; April 30, 1989
Had 25+ Hits	26 - Little Rock; Feb. 28, 1999
Had 20+ Hits	21 - Auburn; March 24, 2019
Had 20+ Hits in Back-to-Back Games	Auburn (20, 21); March 23-24, 2019
Had 6+ Home Runs	6 - at UAB; March 18, 2008
Had 5+ Home Runs	5 - Alabama; May 2, 2009
Hit Back-To-Back Home Runs	1st Inning, Dustin Skelton (Grand Slam)/Tanner Allen (Solo) - ULM; April 3, 2019
Hit Back-To-Back-To-Back Home Runs	8th Inning, Russ Sneed (2R HR)/Connor Powers (Solo)/Ryan Duffy (Solo); Alabama, May 3, 2009
Had 3+ Triples	3 - Southern Cal; March 14, 2004
Had 8+ Doubles	8 - Auburn; March 24, 2019
Had 7+ Doubles	8 - Auburn; March 24, 2019
Had 6+ Doubles	6 - Alabama; April 14, 2019
Had 10+ Walks	11 - Columbia; March 13, 2017
Had 9+ Stolen Bases	10 - Arkansas-Pine Bluff; March 18, 2017
Had 8+ Stolen Bases	10 - Arkansas-Pine Bluff; March 18, 2017
Didn't Strikeout in a Game	Jackson State; Feb. 26, 2019
Had Two or Fewer Strikeouts	2 - South Alabama; April 10, 2019
Was Shut Out	Southern Miss (0-1); Feb. 22, 2019
at Home	Southern Miss (0-1); Feb. 22, 2019
on The Road	at LSU (0-4); March 31, 2018
Back-To-Back Games	Auburn (0-5, 0-4); March 27-28, 2015
Three-Straight Games	vs. Southern Miss (0-3); March 24, 2018 and Auburn (0-5, 0-4); March 27-28, 2015



Hit It Hard

Top 10 Exit Velocities

Below is a listing of the top-10 hardest hit balls by MSU in 2019.

Exit Velocity	Name	Opponent	Result
112.2	Jordan Westburg	Auburn (3/22)	Ground Out
111.9	Jordan Westburg	Auburn (3/22)	Double
109.9	Jordan Westburg	Youngstown State (2/15)	Single
109.3	Jordan Westburg	Southern Miss (2/23)	Single
108.9	Jordan Westburg	Southeastern La. (2/27)	Ground Out
108.6	Justin Foscue	Alabama (4/14)	Single
107.8	Rowdey Jordan	Auburn (3/23)	Single
107.7	Jordan Westburg	LSU (3/28)	Double
107.2	Hayden Jones	at Arkansas (4/20)	Single
107.2	Jordan Westburg	Auburn (3/24)	Home Run

NOTE: List does not include games at Florida, Samford or Tennessee.

Individual Exit Velocities

Below is a listing of each MSU student-athlete's average and top exit velocity of the 2019 season.

Name	Average EV	Top EV
Allen, Tanner	92.9	105.7
Brock, Bryce	91.3	100.3
Cumbest, Brad	92.6	105.9
Foscue, Justin	91.9	108.6
Gilbert, Marshall	86.3	104.5
Halter, Gunner	90.2	104.7
Hancock, Luke	87.2	99.1
Hatcher, Josh	87.3	102.4
Jones, Hayden	87.7	107.2
Jordan, Landon	88.8	105.3
Jordan, Rowdey	89.1	107.9
MacNamee, Elijah	87.9	105.3
Mangum, Jake	89.3	102.2
Skelton, Dustin	89.0	104.6
Westburg, Jordan	94.0	112.2

NOTE: List does not include games at Florida, Samford or Tennessee.

Barrel Count

Below is a listing of each MSU student-athlete's total barreled balls. A barreled ball is 98-plus exit velocity and a 10-35 degree launch angle. Barreled balls include all balls put in play.

Name	Average EV
Allen, Tanner	12
Brock, Bryce	1
Cumbest, Brad	3
Foscue, Justin	22
Gilbert, Marshall	4
Halter, Gunner	3
Hancock, Luke	1
Hatcher, Josh	2
Jones, Hayden	5
Jordan, Landon	2
Jordan, Rowdey	9
MacNamee, Elijah	11
Mangum, Jake	7
Skelton, Dustin	8
Westburg, Jordan	17

NOTE: List does not include games at Florida, Samford or Tennessee.

A MISSISSIPPI STATE PITCHING STAFF...

Held Opponent To 1 Hit	Akron; Feb. 18, 2011
Held Opponent To 2 Hits	Texas Southern; April 16, 2019
Struck Out 20+ Batters	Not Since At Least 2004
Struck Out 15+ Batters	18 - Alabama; April 12, 2019
Did Not Issue A Walk	at Tennessee; April 7, 2019
Shut Out An Opponent	Alabama; April 12, 2019
at Home	Alabama; April 12, 2019
on The Road	at Auburn; May 13, 2016 (4-0)
Neutral Site Game	vs. Washington; June 16, 2018 \$
Postseason Game	vs. Washington; June 16, 2018 \$
Recorded Back-To-Back Shutouts	2016 (Nicholls State, Feb. 28 [8-0] and Alcorn State, March 1 [14-0])
Shut Out An SEC Opponent	Alabama; April 12, 2019 (6-0)
At Home	Alabama; April 12, 2019 (6-0)
On The Road	at Auburn; May 13, 2016 (4-0)
Neutral Site	vs. Georgia; May 24, 2017 (3-0) #

A MISSISSIPPI STATE BATTER HAD...

Hit for the Cycle	Brad Freeman; South Alabama, Feb. 17, 1998
Walk-Off Hit	Tanner Allen; Southern Miss; Feb. 24, 2019
8+ At-Bats	.8 - Adam Frazier & Brett Pirtle; vs. Missouri, May 21, 2013 #
6+ Hits	.6 - Adam Frazier; at Virginia, June 8, 2013
5+ Hits	.5 - Jake Mangum; ULM; April 3, 2019
4+ Hits	.4 - Tanner Allen; Alabama; April 14, 2019
2+ Hits In An Inning	Jake Mangum (1B, 1B) & Brad Cumbest (1B, 1B) (4th inning); ULM; April 3, 2019
5+ Runs	.5 - Jon Knott; Little Rock, Feb. 28, 1999
4+ Runs	.4 - Dustin Skelton & Jordan Westburg; Auburn, March 24, 2019
3+ Doubles	.3 - Tanner Allen; Alabama, April 14, 2019
2+ Triples	.2 - C.T. Bradford; at Arizona, March 9, 2014
3+ Home Runs	.3 - Brent Rooker; vs. Kentucky, April 8, 2017
2+ Home Runs	.2 - Justin Foscue; LSU, March 28, 2019
Inside-The-Park Home Run	Cody Brown; vs. Kentucky, April 7, 2017
Pinch Hit Home Run	Cole Gordon; vs. South Alabama, June 4, 2017
Leadoff Home Run (Top or bottom of 1st inning)	Jake Mangum (Top 1st); at Florida-1, March 16, 2019
Walk-Off Home Run	Elijah MacNamee (2-run HR); at Vanderbilt, June 8, 2018
Hit a Grand Slam	Dustin Skelton; ULM; April 3, 2019
Multiple Grand Slams	Never
A Pinch Hit Grand Slam	Never
10+ RBIs	.11 - Jason Nappi; at UAB, March 18, 2008
9+ RBIs	.9 - Ryan Duffy; vs. Jackson State, April 6, 2010
8+ RBIs	.8 - Brent Rooker; vs. Indiana State, Feb. 24, 2017
7+ RBIs	.7 - Jordan Westburg; vs. North Carolina, June 19, 2018 \$
10+ Total Bases	.13 - Brent Rooker; vs. Kentucky, April 8, 2017
4+ Walks	.4 - Seth Heck; vs. Marshall, Feb. 21, 2015
3+ Walks	.3 - Elijah MacNamee; at Samford, March 20, 2019
4+ Stolen Bases	.4 - Derrick Armstrong; vs. Michigan State, March 1, 2014
3+ Stolen Bases	.3 - Brent Rooker; vs. Arkansas-Pine Bluff, March 14, 2017
Stole Home	Hunter Stovall; vs. Alcorn State, March 1, 2016
3+ Hit By Pitches	.3 - Jordan Westburg; Youngstown State-2, Feb. 16, 2019

A MISSISSIPPI STATE PITCHER HAD...

A Perfect Game	J.T. Peatross; Mississippi College (1-0), 1918
A No-Hitter	Gene Morgan; at Hawaii-Hilo (2-0), April 6, 1985
A Complete Game	Jacob Billingsley; at Southern Miss (8-1), June 6, 2017 %
Complete-Game 1-Hitter	Unknown
Complete-Game 2-Hitter	Ricky Bowen; vs. Ole Miss, March 16, 2008
Consecutive Complete Games	Dakota Hudson; 2016 (at Auburn (4-0), May 13 and Arkansas (7-0), May 19)
A Complete-Game Shutout	Dakota Hudson; vs. Arkansas (7-0), May 19, 2016
at Home	Dakota Hudson; vs. Arkansas (7-0), May 19, 2016
on The Road	Dakota Hudson; at Auburn (4-0), May 13, 2016
SEC Game	Dakota Hudson; vs. Arkansas (7-0), May 19, 2016
as a Freshman	Scott Tanksley; vs. Mississippi College (6-0), April 20, 1993
Postseason Game	B.J. Wallace; vs. Nicholls State (1-0), May 21, 1992 %
17+ Strikeouts	.17 - Chris Stratton; at LSU, March 16, 2012
15+ Strikeouts	.15 - Ethan Small; Alabama, April 14, 2019
10+ Strikeouts	.15 - Ethan Small; Alabama, April 14, 2019
Recorded Two Saves In One Day	Trevor Fitts; vs. Marshall and Alabama A&M, Feb. 22, 2015

A MISSISSIPPI STATE DEFENSE...

Turned 5+ Double Plays	.5 - San Diego, March 8, 2015
Turned 4+ Double Plays	.5 - San Diego, March 8, 2015
Turned A Triple Play	Auburn-Montgomery, March 9, 1991
Had 5+ Errors	.5 - at Vanderbilt, March 18, 2011
Threw Out 3 Base Runners	.3 - Gavin Collins; Eastern Illinois, March 1, 2014



Dudy Noble Field

Biography

The largest on-campus facility in college baseball, Dudy Noble Field will see the 53rd season of Mississippi State baseball at its current site in 2019. With nearly 1,600 games played at the venue, the Diamond Dawgs bring a .726 winning percentage into the brand new \$68-million facility.

The field is named in honor of longtime MSU baseball coach, athletics director and ABCA Hall of Famer Clarke Randolph "Dudy" Noble. On April 27, 1998 the facility was renamed Dudy Noble Field, Polk-DeMent Stadium, honoring another ABCA Hall of Famer, former Bulldog skipper Ron Polk, and the late Gordon DeMent, a successful businessman and longtime fan of the Diamond Dawgs from Indianola, Mississippi.

The Origin

From 1929 until 1964, Mississippi State hosted its baseball games at the original on-campus venue, Hardy Field, which was located several hundred yards to the south of the Bulldogs' home football venue, Davis Wade Stadium at Scott Field. The baseball field was closed following the 1964 season to make way for the construction of Dorman Hall and for the next two seasons the Diamond Dawgs played their home games at Redbird Park in Columbus, Mississippi, capturing SEC titles both seasons at their temporary home.

The tin-roofed grandstand and 2,000-seat bleachers from the original Dudy Noble Field were transported to the stadium's present site, which became playable for the 1967 season. Since that time, facility enhancements have followed at a steady pace to make the "Carnegie Hall of College Baseball" one of the finest all-around facilities on the road to Omaha. Among with numerous upgrades, the current site has seen two complete demolitions and reconstructions, the latest occurring during a three-year span from 2017-2019 and opening prior to the start of the 2019 campaign.

Leading the Attendance Boom

With a laundry list of legendary names on its all-time roster, it comes as no surprise that Mississippi State ranks among the nation's attendance leaders year in and year out. The Dudy Noble Field faithful have sold out the reserved seating allotment every season since 1987.

Along with routinely hosting some of the largest crowds in the SEC, 10 of the last 12 three-day Super Bulldog Weekend series have drawn more than 25,000 fans.

MSU eclipsed the 200,000 mark in paid attendance at Dudy Noble Field for six-straight seasons between 2012-17, marking the first such occurrence in the program's history. In 2013, the Diamond Dawgs' five-millionth fan walked through the turnstiles at Dudy Noble Field. Since home attendance figures were charted starting in 1976, the "Carnegie Hall of College Baseball" has seen 6,250,621 fans rush through the gates.

In 18 of the last 19 seasons, Mississippi State has averaged 6,000 fans per game, including a record average of 8,127 during the 2014 campaign. Overall, State has eclipsed the 200,000-fan mark 11 times since 2002, with a school-record 302,558 viewing the 2016 home schedule.

Of the top 25 all-time college baseball on-campus attendances, Dudy Noble Field finds itself on the list 17 times, most notably owning the all-time on-campus attendance record of 15,586 on April 12, 2014. The Bulldogs own 14 of the top 15 marks in NCAA on-campus history and are the only NCAA baseball program to boast on-campus attendances of 14,000 or more. The four largest NCAA Super Regional crowds have assembled in Starkville, Mississippi, as well.

From April 11-13, the Bulldog faithful flooded the gates at Dudy Noble Field to the tune of 39,181 fans for a three-game series versus Ole Miss. The nearly 40,000 fans on the weekend set an NCAA on-campus attendance record for a three-game series.

Dudy Noble Field has ushered in crowds of 10,000 or better 55 times, including 2007 NCAA Super Regional-record draws of 13,715 and 12,620 for nationally-televised, late-morning games against Clemson. With the stadium

under construction in 2018, State added a 10,000-plus crowd to the tally, drawing 10,147 fans for the final date against Arkansas on April 21.

Mississippi State has hosted 23 postseason events at the facility, including three NCAA District III Tournaments (1973, 74 & 75), five SEC tournaments (1979, 1981, 1983, 1988 & 1995), 13 NCAA Regionals (1979, 1984, 1985, 1987, 1988, 1989, 1990, 1992, 1997, 2000, 2003, 2013 & 2016) and a pair of NCAA Super Regionals (2007 & 2016).

The Left Field Lounge

The aura of Mississippi State baseball at Dudy Noble Field is certainly not confined to the loyal legions in the impressive grandstand, pro-style luxury sky suites or luxurious Left Field Lofts.

In fact, some of the more highly-prized seats at Bulldog Baseball games are found beyond the outfield fence in the Left Field Lounge™. Waiting lists greet those seeking to purchase one of the 96 outfield lounges in the iconic two-level outfield tailgate.

Once a colorful assortment of pickup trucks, motor homes, and trailers — most equipped with barbecue grills — lined the outfield fence, completing a circle of humanity at Dudy Noble Field. Now, the permanent lounge spaces are connected to the concourse, allowing everyone to stroll through and experience the iconic lounge culture.

What began in the late 1960s as a popular gathering spot for baseball-loving MSU supporters now forms college baseball's largest tailgate party.

The "New Dude"

The second demolition at the current site occurred following the 2017 season and the \$68 million facility opened its gates for the 2019 campaign. Architect Wier Boerner Allin, along with consultants Populous and famed stadium architect/State alum Janet Marie Smith designed the project, while construction manager ICM and general contractor JESCO Construction, Inc. oversaw the construction.

Covering 12 acres of land on the Mississippi State University campus, the 230,000 square foot facility carries on Dudy Noble Field's legacy as the "Carnegie Hall of College Baseball." Installation of the second largest scoreboard in college baseball, measuring 43 feet wide by 60 feet high, started the project in 2017. The board, which was the largest in college baseball upon installation, is larger than boards owned by three Major League Baseball teams. The addition of 96 permanent Left Field Lounge rigs encircling the outfield followed during the fall of 2018.

The concourse and lower-level grandstands were in place for the 2018 season, with the Diamond Suites, upper-deck reserved seating area and three unique club areas — Farm Bureau Triple Crown Club, Charlie and Dana Stephenson Omaha Club and The Rooftop Club — were completed prior to the 2019 campaign. The newest version of Dudy Noble Field also features increased restroom facilities and concession points of sale.

The player spaces also received an upgrade, expanding to cover 18,000 square feet underneath the facility. The fully-equipped Bruce and Julie Martin Locker Room includes an embedded equipment room, houses 40 wooden lockers and features an oversized, dimensional halo-lit '85 Script Mississippi State sign is suspended overhead in the middle of the room.

The more spacious locker room includes an attached training room with whirlpool and fully-functional fueling station. The Mitch Moreland Hitting Tunnel, which is equipped with HitTrax, and Turner & Gloria Wingo Team Lounge are easily accessed from the home dugout, with the eye-popping player entrance and Hassell H. Franklin Omaha Room greeting players as they enter the facility. The Pitching Lab is also housed under the stadium, featuring arm care and conditioning equipment, one oversized turfed mound with three pitching rubbers and state of the art video equipment.

Top-25 Crowds

	Attendance	Opponent	Date
1.	15,586 *	Ole Miss	April 12, 2014
2.	15,078	Texas A&M	April 16, 2016
3.	14,991	Florida	April 22, 1989
4.	14,562	Auburn	April 20, 2013
5.	14,378	LSU	April 16, 1988
6.	13,761	Arkansas	April 25, 1992
7.	13,715 #	Clemson	June 9, 2007
8.	13,691	Kentucky	April 8, 2017
9.	13,617	Georgia	April 8, 2006
10.	13,452 #	Arizona	June 11, 2016
11.	13,224	Ole Miss	April 11, 2014
12.	13,123	Ole Miss	April 15, 2000
13.	13,004	Florida	April 18, 2015
14.	12,913 #	Arizona	June 10, 2016
15.	12,708	Auburn	April 24, 1993
16.	12,620 #	Clemson	June 8, 2007
17.	12,360	Georgia	April 6, 2002
18.	12,343	Auburn	March 23, 2019
19.	11,763	Auburn	April 12, 2003
20.	11,648	LSU	March 30, 2019
21.	11,515	Ole Miss	April 2, 2016
22.	11,496 ^	Florida State	May 27, 1990
23.	11,262	LSU	March 29, 2019
24.	11,201	Florida	April 8, 2011
25.	11,174	Florida	April 13, 1991

* - NCAA on-campus attendance record

^ - NCAA Regional

- NCAA Super Regional

NOTE: Mississippi State owns 53 crowds of 10,000-plus in the history of the program. The top seven (7) crowds in Dudy Noble Field history are also the top seven (7) on-campus crowds in NCAA history.



Season Statistics

Record: 32-9 Home: 25-4 Away: 5-5 Neutral: 2-0 SEC: 10-8

Player	avg	gp-gs	ab	r	h	2b	3b	hr	rbi	tb	slg%	bb	hp	so	gdp	ob%	sf	sh	sb-att	po	a	e	fld%
15 Mangum, Jake	.383	41-41	188	47	72	17	3	1	32	98	.521	11	4	12	0	.426	1	0	19-24	84	2	0	1.000
11 Westburg, Jordan	.348	40-40	158	45	55	15	2	6	42	92	.582	24	7	39	0	.448	3	0	4-4	41	91	9	.936
40 MacNamee, Elijah	.338	41-41	145	42	49	13	0	6	41	80	.552	29	6	22	2	.454	5	0	4-7	61	3	2	.970
17 Foscue, Justin	.329	41-41	170	40	56	11	0	11	42	100	.588	14	1	18	2	.380	2	0	1-1	29	82	8	.933
8 Skelton, Dustin	.320	37-33	125	25	40	3	1	8	32	69	.552	10	4	31	3	.388	0	3	2-3	323	51	1	.997
5 Allen, Tanner	.297	41-41	165	39	49	13	0	6	36	80	.485	23	3	24	3	.387	3	0	1-1	331	19	2	.994
4 Jordan, Rowdey	.268	41-40	153	33	41	9	0	3	27	59	.386	15	2	21	1	.339	1	2	8-10	50	0	1	.980

27 Brock, Bryce	.500	1-0	2	1	1	0	0	0	1	1	.500	0	0	0	0	.500	0	0	0-0	1	0	0	1.000
20 Hancock, Luke	.357	12-2	14	2	5	1	0	0	7	6	.429	4	0	3	1	.500	0	0	0-0	16	3	1	.950
10 Hatcher, Josh	.310	27-17	58	5	18	2	2	0	10	24	.414	7	1	13	1	.394	0	0	2-3	3	1	0	1.000
33 Cumbest, Brad	.300	22-6	40	7	12	3	0	0	7	15	.375	2	1	11	0	.341	1	0	0-0	4	0	0	1.000
34 Gilbert, Marshall	.294	29-11	51	7	15	3	0	3	7	27	.529	11	1	16	1	.429	0	1	0-0	35	13	1	.980
32 Jordan, Landon	.271	26-10	48	14	13	3	0	0	8	16	.333	5	0	6	2	.340	0	0	2-2	8	12	0	1.000
2 Halter, Gunner	.270	34-32	100	28	27	3	0	1	11	33	.330	12	1	23	0	.354	0	7	3-3	32	53	7	.924
12 Jones, Hayden	.239	23-14	46	5	11	4	0	1	5	18	.391	1	1	7	0	.271	0	0	1-2	61	3	2	.970
3 Ginn, JT	.000	3-0	3	0	0	0	0	0	0	0	.000	0	0	1	0	.000	0	0	0-0	3	7	0	1.000
31 Bell, Benjamin	.000	9-0	1	3	0	0	0	0	0	0	.000	0	0	0	1	.000	0	0	0-0	0	0	0	.000
Totals	.316	41	1467	343	464	100	8	46	308	718	.489	168	32	247	17	.395	16	13	47-60	1101	390	41	.973
Opponents	.224	41	1370	167	307	60	4	22	145	441	.322	131	41	462	16	.309	9	14	37-56	1037	400	60	.960

LOB - Team (313), Opp (298). DPs turned - Team (19), Opp (19). CI - Team (1), Jones 1. IBB - Team (6), Allen 2, Jordan, L. 1, Mangum 1, Skelton 1, Foscue 1, Opp (2). Picked off - Allen 2, Mangum 1, Westburg 1, Jordan, R. 1, MacNamee 1.

(All games Sorted by Earned run avg)

Player	era	w-l	app	gs	cg	sho	sv	ip	h	r	er	bb	so	2b	3b	hr	b/avg	wp	hp	bk	sfa	sha
44 Small, Ethan	2.10	4-1	10	10	0	0/1	0	60.0	37	15	14	16	103	9	1	5	.176	2	4	0	0	5
3 Ginn, JT	3.38	7-2	10	10	0	0/0	0	53.1	47	22	20	7	68	9	0	1	.228	7	4	2	1	0

43 Breaux, Kale	0.00	0-0	1	0	0	0/0	0	0.1	1	0	0	1	1	1	0	0	.500	0	0	0	0	0
39 Spring, Tyler	2.00	1-0	8	0	0	0/0	0	9.0	6	2	2	5	12	3	0	0	.182	2	1	0	0	0
41 White, Colby	2.55	2-1	18	0	0	0/2	0	17.2	11	6	5	4	29	2	0	0	.175	1	1	0	0	0
19 Liebelt, Jared	2.89	1-0	18	0	0	0/3	3	28.0	25	11	9	3	20	6	1	1	.238	1	0	0	2	0
55 Price, Spencer	3.24	0-0	9	0	0	0/0	0	8.1	7	4	3	5	10	1	0	1	.226	1	1	0	0	1
16 Eagan, Jack	3.66	1-0	14	1	0	0/1	0	19.2	10	9	8	12	31	4	0	1	.161	1	5	0	1	3
6 Smith, Brandon	3.75	2-0	18	1	0	0/1	0	24.0	25	11	10	4	19	3	1	3	.278	1	3	0	1	1
14 Self, Riley	3.78	1-0	14	0	0	0/1	0	16.2	21	7	7	3	14	4	0	2	.309	3	1	0	0	0
13 Plumlee, Peyton	4.08	2-3	12	8	0	0/1	0	39.2	32	21	18	19	39	5	0	3	.213	5	6	0	0	1
27 Brock, Bryce	4.26	0-0	5	0	0	0/0	0	6.1	8	5	3	5	7	0	0	0	.296	0	2	0	0	0
18 James, Keegan	4.45	3-1	12	7	0	0/1	0	32.1	34	20	16	20	34	6	1	1	.272	7	3	1	1	2
46 Barlow, Trysten	4.58	2-1	17	0	0	0/1	0	17.2	16	10	9	3	24	3	0	2	.229	2	4	0	1	1
37 Cerantola, Eric	4.91	3-0	7	4	0	0/0	0	11.0	5	8	6	10	16	2	0	0	.128	2	5	0	0	0
24 Gordon, Cole	5.87	3-0	16	0	0	0/0	8	23.0	22	16	15	14	35	2	0	2	.247	5	1	0	2	0
Totals	3.56	32-9	41	41	0	3/3	11	367.0	307	167	145	131	462	60	4	22	.224	40	41	3	9	14
Opponents	7.84	9-32	41	41	0	1/1	4	346.2	464	343	302	168	247	100	8	46	.316	59	32	5	16	13

PB - Team (6), Skelton 4, Jones 1, Gilbert 1, Opp (12). Pickoffs - Team (4), Ginn 1, Spring 1, Skelton 1, Gordon 1, Opp (6). SBA/ATT - Skelton (25-36), Ginn (10-13), Plumlee (8-11), James (6-9), Jones (6-8), Gilbert (3-7), Small (4-6), White (2-3), Cerantola (1-3), Barlow (1-3), Hancock (3-3), Self (0-2), Gordon (1-2), Smith (2-2), Spring (1-1), Eagan (1-1).



Southeastern Conference Statistics

Record: 10-8 Home: 6-3 Away: 4-5 SEC: 10-8

Player	avg	gp-gs	ab	r	h	2b	3b	hr	rbi	tb	slg%	bb	hp	so	gdp	ob%	sf	sh	sb-att	po	a	e	fld%
40 MacNamee, Elijah	.338	18-18	68	18	23	7	0	4	15	42	.618	11	1	12	1	.432	1	0	0-0	25	1	2	.929
15 Mangum, Jake	.333	18-18	87	16	29	9	1	1	9	43	.494	2	1	7	0	.356	0	0	3-5	43	0	0	1.000
11 Westburg, Jordan	.320	18-18	75	16	24	8	0	4	20	44	.587	9	2	22	0	.398	2	0	1-1	19	47	4	.943
8 Skelton, Dustin	.318	18-17	66	11	21	3	0	2	12	30	.455	5	3	18	2	.392	0	2	1-2	165	23	0	1.000
5 Allen, Tanner	.312	18-18	77	15	24	5	0	2	5	35	.455	9	0	13	1	.384	0	0	0-0	149	14	1	.994
4 Jordan, Rowdey	.299	18-17	67	11	20	4	0	3	17	33	.493	5	1	8	0	.356	0	1	2-3	25	0	1	.962
17 Foscue, Justin	.289	18-18	76	17	22	5	0	4	19	39	.513	6	0	9	0	.341	0	0	0-0	12	39	1	.981

32 Jordan, Landon	.286	8-1	7	1	2	0	0	0	2	2	.286	1	0	0	0	.375	0	0	0-0	1	0	0	1.000
2 Halter, Gunner	.279	15-14	43	7	12	3	0	0	4	15	.349	3	0	10	0	.326	0	3	1-1	12	21	5	.868
33 Cumbest, Brad	.250	12-5	28	3	7	2	0	0	3	9	.321	1	1	9	0	.290	1	0	0-0	1	0	0	1.000
34 Gilbert, Marshall	.250	12-5	20	4	5	0	0	2	3	11	.550	5	0	7	0	.400	0	0	0-0	7	11	1	.947
10 Hatcher, Josh	.235	14-11	34	3	8	1	0	0	3	9	.265	3	1	11	0	.316	0	0	1-1	1	0	0	1.000
12 Jones, Hayden	.167	5-1	6	1	1	0	0	0	0	1	.167	0	0	0	0	.167	0	0	0-0	0	0	0	.000
20 Hancock, Luke	.000	3-1	4	0	0	0	0	0	0	0	.000	1	0	1	0	.200	0	0	0-0	1	0	0	1.000
Totals	.301	18	658	123	198	47	1	22	112	313	.476	61	10	127	4	.367	4	6	9-13	477	180	19	.972
Opponents	.266	18	624	104	166	38	2	15	93	253	.405	61	15	183	7	.343	6	6	8-17	474	179	12	.982

LOB - Team (142), Opp (131). DPs turned - Team (7), Opp (4). Picked off - Allen 1, MacNamee 1, Mangum 1.

(SEC games only Sorted by Earned run avg)

Player	era	w-l	app	gs	cg	sho	sv	ip	h	r	er	bb	so	2b	3b	hr	b/avg	wp	hp	bk	sfa	sha
44 Small, Ethan	2.50	3-1	6	6	0	0/1	0	36.0	23	10	10	14	63	6	1	4	.181	2	1	0	0	2
3 Ginn, JT	4.76	3-2	6	6	0	0/0	0	28.1	34	17	15	4	36	9	0	0	.288	0	2	0	0	0

39 Spring, Tyler	0.00	0-0	1	0	0	0/0	0	0.2	0	0	0	2	0	0	0	0	.000	1	0	0	0	0
16 Eagan, Jack	3.60	0-0	4	0	0	0/0	0	5.0	2	3	2	5	7	1	0	0	.133	0	0	0	1	1
13 Plumlee, Peyton	3.77	1-3	4	4	0	0/0	0	14.1	11	8	6	9	10	2	0	2	.216	0	2	0	0	1
19 Liebelt, Jared	4.15	0-0	10	0	0	0/1	2	17.1	17	8	8	1	11	4	0	1	.262	1	0	0	2	0
14 Self, Riley	4.91	0-0	5	0	0	0/0	0	7.1	10	4	4	1	7	3	0	1	.323	2	1	0	0	0
41 White, Colby	6.75	0-1	7	0	0	0/1	0	6.2	8	6	5	4	10	2	0	0	.286	1	0	0	0	0
27 Brock, Bryce	6.75	0-0	2	0	0	0/0	0	1.1	1	1	1	2	1	0	0	0	.200	0	1	0	0	0
46 Barlow, Trysten	6.97	1-0	9	0	0	0/0	0	10.1	10	9	8	2	12	3	0	2	.238	0	3	0	1	1
18 James, Keegan	7.62	1-1	6	2	0	0/0	0	13.0	19	12	11	7	12	4	1	0	.328	4	2	1	0	1
6 Smith, Brandon	9.95	0-0	6	0	0	0/0	0	6.1	13	8	7	1	2	2	0	2	.448	0	2	0	1	0
55 Price, Spencer	11.57	0-0	3	0	0	0/0	0	2.1	2	3	3	1	1	0	0	1	.222	0	0	0	0	0
24 Gordon, Cole	12.60	1-0	6	0	0	0/0	1	10.0	16	15	14	8	11	2	0	2	.364	3	1	0	1	0
Totals	5.32	10-8	18	18	0	1/1	3	159.0	166	104	94	61	183	38	2	15	.266	14	15	1	6	6
Opponents	6.72	8-10	18	18	0	0/0	4	158.0	198	123	118	61	127	47	1	22	.301	15	10	1	4	6

PB - Team (3), Skelton 3, Opp (6). Pickoffs - Team (1), Skelton 1, Opp (3). SBA/ATT - Skelton (7-13), Ginn (4-6), Gilbert (1-3), Small (1-2), Barlow (0-2), James (2-2), White (1-2), Plumlee (0-1), Self (0-1), Gordon (0-1).



Last Five Games Statistics

Record: 2-3 Home: 2-0 Away: 0-3 SEC: 1-3

Player	avg	gp-gs	ab	r	h	2b	3b	hr	rbi	tb	slg%	bb	hp	so	gdp	ob%	sf	sh	sb-att	po	a	e	fld%
5 Allen, Tanner	.450	5-5	20	6	9	3	0	0	1	12	.600	2	1	5	0	.522	0	0	0-0	44	4	0	1.000
4 Jordan, Rowdey	.333	5-5	18	1	6	0	0	1	7	9	.500	2	0	5	0	.400	0	1	0-0	6	0	0	1.000
8 Skelton, Dustin	.267	5-4	15	3	4	1	0	1	3	8	.533	1	1	4	0	.353	0	0	0-0	32	6	0	1.000
17 Foscoe, Justin	.250	5-5	20	3	5	1	0	1	7	9	.450	1	0	2	0	.286	0	0	0-0	5	19	0	1.000
11 Westburg, Jordan	.235	5-5	17	3	4	1	0	0	2	5	.294	4	0	5	0	.364	1	0	0-0	4	8	0	1.000
15 Mangum, Jake	.227	5-5	22	4	5	0	0	0	1	5	.227	0	1	3	0	.261	0	0	1-1	11	0	0	1.000
40 MacNamee, Elijah	.222	5-5	18	4	4	2	0	1	4	9	.500	2	0	3	0	.300	0	0	0-0	6	0	1	.857

2 Halter, Gunner	.333	3-3	6	1	2	0	0	0	0	2	.333	1	0	1	0	.429	0	0	0-0	2	6	2	.800
34 Gilbert, Marshall	.250	5-2	8	2	2	0	0	1	1	5	.625	1	0	2	1	.333	0	1	0-0	0	1	0	1.000
12 Jones, Hayden	.250	3-1	4	1	1	0	0	0	0	1	.250	0	0	0	0	.250	0	0	0-0	0	0	0	.000
20 Hancock, Luke	.250	3-1	4	0	1	0	0	0	0	1	.250	1	0	1	1	.400	0	0	0-0	9	3	1	.923
10 Hatcher, Josh	.091	5-3	11	0	1	0	0	0	1	1	.091	1	0	3	0	.167	0	0	0-0	0	0	0	.000
33 Cumbest, Brad	.000	3-1	5	0	0	0	0	0	0	0	.000	0	0	4	0	.000	0	0	0-0	0	0	0	.000
32 Jordan, Landon	.000	3-0	2	0	0	0	0	0	0	0	.000	1	0	0	0	.333	0	0	0-0	0	0	0	.000
31 Bell, Benjamin	.000	1-0	0	0	0	0	0	0	0	0	.000	0	0	0	0	.000	0	0	0-0	0	0	0	.000
Totals	.259	5	170	28	44	8	0	5	27	67	.394	17	3	38	2	.335	1	2	1-1	126	53	4	.978
Opponents	.272	5	162	31	44	7	1	4	27	65	.401	31	2	43	4	.395	0	2	3-5	129	53	5	.973

LOB - Team (36), Opp (40). DPs turned - Team (5), Opp (2). Picked off - Allen 1, Mangum 1.

(Last Five Games Sorted by Earned run avg)

Player	era	w-l	app	gs	cg	sho	sv	ip	h	r	er	bb	so	2b	3b	hr	b/avg	wp	hp	bk	sfa	sha
3 Ginn, JT	2.00	1-1	2	2	0	0/0	0	9.0	9	3	2	1	8	2	0	0	.257	0	0	0	0	0
44 Small, Ethan	4.50	0-1	1	1	0	0/0	0	6.0	5	3	3	1	9	1	0	0	.227	0	0	0	0	1

6 Smith, Brandon	0.00	0-0	2	1	0	0/0	0	3.1	5	0	0	1	3	0	0	0	.417	0	0	0	0	0
16 Eagan, Jack	0.00	0-0	2	0	0	0/0	0	3.1	1	0	0	4	6	0	0	0	.111	0	0	0	0	1
41 White, Colby	0.00	1-0	3	0	0	0/0	0	3.0	1	0	0	2	5	1	0	0	.100	0	0	0	0	0
39 Spring, Tyler	0.00	0-0	2	0	0	0/0	0	2.2	0	0	0	4	1	0	0	0	.000	1	0	0	0	0
27 Brock, Bryce	0.00	0-0	1	0	0	0/0	0	0.2	0	0	0	1	0	0	0	0	.000	0	0	0	0	0
19 Liebelt, Jared	3.86	0-0	2	0	0	0/0	0	2.1	3	1	1	0	0	0	0	0	.333	0	0	0	0	0
14 Self, Riley	5.40	0-0	2	0	0	0/0	0	3.1	5	2	2	1	3	1	0	1	.357	1	1	0	0	0
18 James, Keegan	9.00	0-0	2	0	0	0/0	0	2.0	3	3	2	5	3	0	1	0	.333	2	0	0	0	0
24 Gordon, Cole	17.18	0-0	2	0	0	0/0	0	3.2	7	8	7	6	4	1	0	1	.389	1	0	0	0	0
13 Plumlee, Peyton	18.00	0-1	1	1	0	0/0	0	2.0	3	5	4	3	1	0	0	1	.300	0	0	0	0	0
46 Barlow, Trysten	81.00	0-0	2	0	0	0/0	0	0.2	2	6	6	2	0	1	0	1	.400	0	1	0	0	0
Totals	5.79	2-3	5	5	0	0/0	0	42.0	44	31	27	31	43	7	1	4	.272	5	2	0	0	2
Opponents	5.86	3-2	5	5	0	0/0	1	43.0	44	28	28	17	38	8	0	5	.259	7	3	1	1	2

PB - Team (1), Skelton 1. Pickoffs - Team (1), Spring 1, Opp (2). SBA/ATT - Hancock (3-3), Skelton (0-2), James (2-2), Ginn (0-1), Self (0-1), Spring (1-1).



Last 10 Games Statistics

Record: 6-4 Home: 5-0 Away: 1-4 SEC: 4-4

Player	avg	gp-gs	ab	r	h	2b	3b	hr	rbi	tb	slg%	bb	hp	so	gdp	ob%	sf	sh	sb-att	po	a	e	fld%
5 Allen, Tanner	.450	10-10	40	10	18	5	0	2	7	29	.725	4	1	6	1	.511	0	0	0-0	91	10	0	1.000
4 Jordan, Rowdey	.351	10-10	37	5	13	1	0	2	10	20	.541	3	0	8	0	.400	0	1	0-0	12	0	0	1.000
17 Foscue, Justin	.293	10-10	41	5	12	2	0	2	10	20	.488	1	0	2	0	.310	0	0	0-0	9	34	0	1.000
11 Westburg, Jordan	.270	10-10	37	8	10	2	0	1	7	15	.405	7	0	10	0	.378	1	0	0-0	12	19	0	1.000
40 MacNamee, Elijah	.263	10-10	38	7	10	3	0	2	8	19	.500	4	0	5	0	.333	0	0	0-0	11	1	1	.923
8 Skelton, Dustin	.258	10-9	31	5	8	1	0	2	6	15	.484	1	4	9	1	.361	0	1	0-0	73	15	0	1.000
15 Mangum, Jake	.233	10-10	43	9	10	2	0	0	3	12	.279	2	1	5	0	.283	0	0	2-2	24	0	0	1.000

2 Halter, Gunner	.357	6-5	14	3	5	0	0	0	0	5	.357	1	0	2	0	.400	0	1	0-0	2	10	2	.857
34 Gilbert, Marshall	.267	8-5	15	4	4	0	0	2	3	10	.667	4	0	4	1	.421	0	1	0-0	1	7	1	.889
20 Hancock, Luke	.250	3-1	4	0	1	0	0	0	0	1	.250	1	0	1	1	.400	0	0	0-0	9	3	1	.923
12 Jones, Hayden	.200	4-1	5	1	1	0	0	0	0	1	.200	0	0	0	0	.200	0	0	0-0	0	0	0	.000
33 Cumbest, Brad	.154	6-3	13	1	2	0	0	0	2	2	.154	0	1	5	0	.200	1	0	0-0	0	0	0	.000
10 Hatcher, Josh	.118	7-5	17	0	2	0	0	0	1	2	.118	1	0	4	1	.167	0	0	0-0	0	0	0	.000
32 Jordan, Landon	.000	5-1	4	0	0	0	0	0	0	0	.000	1	0	0	0	.200	0	0	0-0	0	0	0	.000
31 Bell, Benjamin	.000	1-0	0	0	0	0	0	0	0	0	.000	0	0	0	0	.000	0	0	0-0	0	0	0	.000
Totals	.283	10	339	58	96	16	0	13	57	151	.445	30	7	61	5	.352	2	4	2-2	258	117	7	.982
Opponents	.241	10	320	44	77	16	1	7	37	116	.363	44	7	89	7	.345	0	5	6-9	255	102	6	.983

LOB - Team (69), Opp (74). DPs turned - Team (8), Opp (5). Picked off - Westburg 1, Jordan, R. 1, Mangum 1, Allen 1.

(Last Ten Games Sorted by Earned run avg)

Player	era	w-l	app	gs	cg	sho	sv	ip	h	r	er	bb	so	2b	3b	hr	b/avg	wp	hp	bk	sfa	sha
44 Small, Ethan	2.25	1-1	2	2	0	0/1	0	12.0	8	3	3	4	24	3	0	0	.186	0	0	0	0	1
3 Ginn, JT	3.60	1-1	3	3	0	0/0	0	10.0	12	5	4	1	10	3	0	0	.293	0	0	0	0	0
13 Plumlee, Peyton	3.65	1-2	3	3	0	0/0	0	12.1	9	7	5	8	6	2	0	1	.209	0	2	0	0	1

41 White, Colby	0.00	1-0	5	0	0	0/1	0	5.1	2	0	0	3	8	1	0	0	.111	1	0	0	0	0
39 Spring, Tyler	0.00	0-0	2	0	0	0/0	0	2.2	0	0	0	4	1	0	0	0	.000	1	0	0	0	0
27 Brock, Bryce	0.00	0-0	1	0	0	0/0	0	0.2	0	0	0	1	0	0	0	0	.000	0	0	0	0	0
16 Eagan, Jack	1.23	0-0	4	1	0	0/0	0	7.1	3	1	1	6	11	1	0	0	.136	1	1	0	0	2
19 Liebelt, Jared	1.23	0-0	4	0	0	0/1	1	7.1	6	1	1	0	4	1	0	0	.222	1	0	0	0	0
6 Smith, Brandon	2.70	1-0	4	1	0	0/0	0	6.2	9	2	2	1	3	0	0	1	.375	0	0	0	0	0
18 James, Keegan	5.40	1-0	4	0	0	0/0	0	6.2	5	5	4	6	6	1	1	0	.200	2	2	0	0	0
14 Self, Riley	6.75	0-0	3	0	0	0/0	0	5.1	9	4	4	1	5	1	0	2	.375	1	1	0	0	0
24 Gordon, Cole	11.12	0-0	3	0	0	0/0	1	5.2	8	8	7	7	8	1	0	1	.320	1	0	0	0	0
46 Barlow, Trysten	18.00	0-0	4	0	0	0/0	0	4.0	6	8	8	2	3	2	0	2	.316	0	1	0	0	1
Totals	4.08	6-4	10	10	0	1/1	2	86.0	77	44	39	44	89	16	1	7	.241	8	7	0	0	5
Opponents	6.14	4-6	10	10	0	0/0	2	85.0	96	58	58	30	61	16	0	13	.283	13	7	1	2	4

PB - Team (2), Skelton 2. Pickoffs - Team (1), Spring 1, Opp (4). SBA/ATT - Skelton (3-6), Hancock (3-3), James (3-3), Ginn (1-2), Eagan (1-1), Plumlee (0-1), Self (0-1), Spring (1-1).



Versus Ranked Opponents Statistics

Record: 9-8 Home: 6-4 Away: 2-4 Neutral: 1-0 SEC: 5-7

Player	avg	gp-gs	ab	r	h	2b	3b	hr	rbi	tb	slg%	bb	hp	so	gdp	ob%	sf	sh	sb-att	po	a	e	fld%
11 Westburg, Jordan	.366	17-17	71	15	26	10	0	3	15	45	.634	7	2	18	0	.432	1	0	2-2	18	49	5	.931
8 Skelton, Dustin	.349	17-16	63	12	22	3	0	3	11	34	.540	5	1	21	1	.406	0	2	1-2	158	24	0	1.000
15 Mangum, Jake	.333	17-17	75	12	25	7	1	1	7	37	.493	4	2	5	0	.378	1	0	3-5	28	2	0	1.000
40 MacNamee, Elijah	.300	17-17	60	14	18	5	0	3	12	32	.533	11	2	10	2	.413	2	0	0-0	21	0	2	.913
17 Foscue, Justin	.254	17-17	71	16	18	3	0	5	15	36	.507	6	0	13	0	.312	0	0	0-0	11	28	2	.951
5 Allen, Tanner	.229	17-17	70	9	16	2	0	1	6	21	.300	10	0	13	1	.325	0	0	0-0	143	8	1	.993
4 Jordan, Rowdey	.203	17-16	59	10	12	4	0	2	11	22	.373	6	1	10	1	.288	0	1	2-3	28	0	1	.966

12 Jones, Hayden	.286	7-4	14	1	4	1	0	0	0	5	.357	0	0	1	0	.286	0	0	0-1	10	1	0	1.000
33 Cumbest, Brad	.286	7-2	14	1	4	2	0	0	1	6	.429	1	0	5	0	.333	0	0	0-0	1	0	0	1.000
10 Hatcher, Josh	.267	12-10	30	3	8	1	0	0	3	9	.300	3	1	10	0	.353	0	0	1-1	1	0	0	1.000
2 Halter, Gunner	.245	16-16	49	7	12	3	0	0	6	15	.306	4	0	13	0	.302	0	3	1-1	15	26	5	.891
34 Gilbert, Marshall	.214	10-2	14	0	3	0	0	0	0	3	.214	0	0	6	0	.214	0	0	0-0	5	3	0	1.000
32 Jordan, Landon	.200	9-1	10	1	2	0	0	0	2	2	.200	1	0	1	1	.273	0	0	0-0	4	3	0	1.000
20 Hancock, Luke	.000	2-1	4	0	0	0	0	0	0	0	.000	1	0	1	0	.200	0	0	0-0	0	0	0	.000
3 Ginn, JT	.000	2-0	2	0	0	0	0	0	0	0	.000	0	0	1	0	.000	0	0	0-0	1	6	0	1.000
31 Bell, Benjamin	.000	3-0	0	0	0	0	0	0	0	0	.000	0	0	0	0	.000	0	0	0-0	0	0	0	.000
Totals	.281	17	606	101	170	41	1	18	89	267	.441	59	9	128	6	.351	4	6	10-15	450	163	20	.968
Opponents	.250	17	579	98	145	26	3	14	88	219	.378	61	15	190	8	.334	6	5	11-20	446	161	22	.965

LOB - Team (137), Opp (118). DPs turned - Team (8), Opp (7). IBB - Team (2), Allen 2, Opp (1). Picked off - Allen 1, Mangum 1.

(Versus Ranked Teams Sorted by Earned run avg)

Player	era	w-l	app	gs	cg	sho	sv	ip	h	r	er	bb	so	2b	3b	hr	b/avg	wp	hp	bk	sfa	sha
44 Small, Ethan	2.40	2-1	5	5	0	0/0	0	30.0	14	8	8	11	50	1	1	4	.139	2	1	0	0	2
3 Ginn, JT	3.62	4-2	6	6	0	0/0	0	37.1	32	17	15	6	47	7	0	0	.222	5	3	1	0	0

39 Spring, Tyler	0.00	0-0	1	0	0	0/0	0	0.2	0	0	0	2	0	0	0	0	.000	1	0	0	0	0
16 Eagan, Jack	4.26	0-0	5	0	0	0/0	0	6.1	5	4	3	5	8	2	0	1	.250	0	1	0	1	1
19 Liebelt, Jared	5.54	0-0	9	0	0	0/0	1	13.0	13	8	8	3	9	3	0	1	.271	0	0	0	2	0
18 James, Keegan	6.75	1-1	6	4	0	0/0	0	13.1	21	11	10	10	15	3	1	0	.350	6	1	1	0	2
46 Barlow, Trysten	6.75	0-1	9	0	0	0/0	0	9.1	8	8	7	3	14	2	0	1	.216	1	3	0	1	0
27 Brock, Bryce	6.75	0-0	2	0	0	0/0	0	1.1	1	1	1	2	1	0	0	0	.200	0	1	0	0	0
14 Self, Riley	7.11	0-0	6	0	0	0/0	0	6.1	13	5	5	1	5	4	0	1	.433	1	0	0	0	0
41 White, Colby	7.11	0-1	7	0	0	0/0	0	6.1	6	6	5	2	10	1	0	0	.250	0	1	0	0	0
13 Plumlee, Peyton	7.71	0-2	3	2	0	0/0	0	7.0	6	7	6	5	9	1	0	2	.207	0	1	0	0	0
24 Gordon, Cole	8.71	2-0	7	0	0	0/0	3	10.1	9	11	10	9	18	0	0	1	.225	3	1	0	1	0
6 Smith, Brandon	11.37	0-0	6	0	0	0/0	0	6.1	15	9	8	1	3	2	1	2	.500	0	2	0	1	0
55 Price, Spencer	11.57	0-0	3	0	0	0/0	0	2.1	2	3	3	1	1	0	0	1	.222	0	0	0	0	0
Totals	5.34	9-8	17	17	0	0/0	4	150.0	145	98	89	61	190	26	3	14	.250	19	15	2	6	5
Opponents	5.51	8-9	17	17	0	1/1	3	148.2	170	101	91	59	128	41	1	18	.281	14	9	0	4	6

PB - Team (2), Skelton 2, Opp (6). Pickoffs - Team (1), Skelton 1, Opp (2). SBA/ATT - Skelton (10-15), Ginn (8-10), Gilbert (1-3), James (2-3), White (1-2), Barlow (0-2), Gordon (0-1), Self (0-1), Small (0-1), Jones (0-1).



Results

Date	Opponent	Score	Inns	Overall	SEC	Pitcher of record	Attend	Time
Feb 15, 2019	YOUNGSTOWN STATE	w 14-3	9	1-0-0	0-0-0	Gordon (W 1-0)	8503	3:00
Feb 16, 2019	YOUNGSTOWN STATE-1	w 14-2	9	2-0-0	0-0-0	Ginn (W 1-0)	9157	3:00
Feb 16, 2019	YOUNGSTOWN STATE-2	w 8-0	9	3-0-0	0-0-0	James (W 1-0)	9157	2:52
Feb 20, 2019	UAB	w 3-2	9	4-0-0	0-0-0	Self (W 1-0)	6539	2:54
Feb 22, 2019	#21 SOUTHERN MISS	L 0-1	(10)	4-1-0	0-0-0	Barlow (L 0-1)	7091	2:33
Feb 23, 2019	#21 SOUTHERN MISS	w 8-1	9	5-1-0	0-0-0	Ginn (W 2-0)	9376	2:35
Feb 24, 2019	#21 SOUTHERN MISS	w 4-3	9	6-1-0	0-0-0	Gordon (W 2-0)	9449	3:21
Feb 26, 2019	JACKSON STATE	w 17-4	9	7-1-0	0-0-0	Cerantola (W 1-0)	7019	2:56
Feb 27, 2019	SOUTHEASTERN LA.	w 12-0	9	8-1-0	0-0-0	Plumlee (W 1-0)	7860	3:01
\$ Mar 01, 2019	vs Sam Houston State	w 5-4	9	9-1-0	0-0-0	Barlow (W 1-1)	6447	2:54
\$ Mar 02, 2019	vs #8 Texas Tech	w 4-2	9	10-1-0	0-0-0	Ginn (W 3-0)	7527	3:23
Mar 05, 2019	#14 EAST CAROLINA	w 4-1	9	11-1-0	0-0-0	James (W 2-0)	7013	3:12
Mar 06, 2019	ARKANSAS-PINE BLUFF	w 14-1	9	12-1-0	0-0-0	Cerantola (W 2-0)	6506	3:08
Mar 08, 2019	MAINE-1	w 9-2	9	13-1-0	0-0-0	Small (W 1-0)	7238	2:42
Mar 08, 2019	MAINE-2	w 5-1	9	14-1-0	0-0-0	Ginn (W 4-0)	7238	2:35
Mar 10, 2019	MAINE	w 9-8	9	15-1-0	0-0-0	White (W 1-0)	7458	3:19
Mar 13, 2019	GRAMBLING	w 18-1	9	16-1-0	0-0-0	Cerantola (W 3-0)	7495	3:19
* Mar 15, 2019	at #4 Florida	w 6-5	9	17-1-0	1-0-0	Small (W 2-0)	4215	3:12
* Mar 16, 2019	at #4 Florida-1	w 10-5	9	18-1-0	2-0-0	Ginn (W 5-0)	4019	3:13
* Mar 16, 2019	at #4 Florida-2	L 2-4	9	18-2-0	2-1-0	James (L 2-1)	3247	2:48
Mar 19, 2019	LITTLE ROCK	w 15-4	9	19-2-0	2-1-0	Eagan (W 1-0)	7470	3:28
Mar 20, 2019	at Samford	w 6-4	9	20-2-0	2-1-0	Spring (W 1-0)	2284	3:23
* Mar 22, 2019	#16 AUBURN	L 5-6	9	20-3-0	2-2-0	White (L 1-1)	10029	3:14
* Mar 23, 2019	#16 AUBURN	w 15-2	9	21-3-0	3-2-0	Ginn (W 6-0)	12343	3:22
* Mar 24, 2019	#16 AUBURN	w 20-15	9	22-3-0	4-2-0	Gordon (W 3-0)	9886	4:11
Mar 26, 2019	MISS. VALLEY STATE	w 18-5	9	23-3-0	4-2-0	Liebelt (W 1-0)	7198	3:24
* Mar 28, 2019	#17 LSU	w 6-5	9	24-3-0	5-2-0	Small (W 3-0)	9797	3:34
* Mar 29, 2019	#17 LSU	L 5-10	9	24-4-0	5-3-0	Ginn (L 6-1)	11262	3:36
* Mar 30, 2019	#17 LSU	L 2-11	9	24-5-0	5-4-0	Plumlee (L 1-1)	11648	3:15
Apr 03, 2019	ULM	w 21-8	9	25-5-0	5-4-0	Smith (W 1-0)	7532	3:46
* Apr 05, 2019	at Tennessee	w 6-3	(11)	26-5-0	6-4-0	Barlow (W 2-1)	2684	3:33
* Apr 06, 2019	at Tennessee	L 1-2	9	26-6-0	6-5-0	Plumlee (L 1-2)	2485	2:46
* Apr 07, 2019	at Tennessee	w 7-5	9	27-6-0	7-5-0	James (W 3-1)	2416	3:09
Apr 10, 2019	SOUTH ALABAMA	w 7-5	9	28-6-0	7-5-0	Smith (W 2-0)	7270	3:13
* Apr 12, 2019	ALABAMA	w 6-0	9	29-6-0	8-5-0	Small (W 4-0)	10386	2:55
* Apr 13, 2019	ALABAMA	w 9-1	9	30-6-0	9-5-0	Plumlee (W 2-2)	11112	3:59
* Apr 14, 2019	ALABAMA	w 13-3	9	31-6-0	10-5-0	Ginn (W 7-1)	8593	3:25
Apr 16, 2019	TEXAS SOUTHERN	w 5-1	9	32-6-0	10-5-0	White (W 2-1)	7402	2:46
* Apr 18, 2019	at #10 Arkansas	L 3-5	9	32-7-0	10-6-0	Small (L 4-1)	8338	2:50
* Apr 19, 2019	at #10 Arkansas	L 5-12	9	32-8-0	10-7-0	Plumlee (L 2-3)	9573	3:58
* Apr 20, 2019	at #10 Arkansas	L 2-10	9	32-9-0	10-8-0	Ginn (L 7-2)	11087	2:58

* = SEC game

\$ = Frisco Classic (Dr Pepper Ballpark; Frisco, Texas)

Rankings from Baseball America

() extra inning game



Game-by-Game

Hitting

Date	Opponent	ab	r	h	rbi	2b	3b	hr	tb	bb	ibb	sb	cs	hbp	sac	sf	gdp	k	po	a	e	lob	avg
Feb 15	YOUNGSTOWN ST	40	14	14	14	4	0	2	24	4	0	0	0	0	0	0	0	2	27	6	1	6	.350
Feb 16	YOUNGSTOWN ST	36	14	14	13	5	0	1	22	6	0	1	1	1	0	1	0	3	27	8	0	6	.368
Feb 16	YOUNGSTOWN ST	35	8	11	8	3	1	2	22	3	0	2	0	3	0	0	0	8	27	7	1	9	.351
Feb 20	UAB	29	3	3	3	0	0	0	3	3	0	1	0	1	0	0	0	8	27	13	0	6	.300
Feb 22	SOUTHERN MISS	36	0	7	0	0	0	0	7	0	0	2	1	0	0	0	0	4	30	12	0	6	.278
Feb 23	SOUTHERN MISS	36	8	13	8	1	0	3	23	5	1	1	0	0	0	0	2	6	27	16	0	9	.292
Feb 24	SOUTHERN MISS	35	4	7	4	4	0	0	11	4	1	0	0	0	0	0	1	9	27	9	0	9	.279
Feb 26	JACKSON STATE	35	17	12	12	4	0	2	22	8	0	3	0	3	0	1	1	0	27	6	2	6	.287
Feb 27	SOUTHEASTERN L	33	12	12	10	2	0	2	20	8	0	2	1	2	0	1	0	6	27	6	1	8	.295
Mar 01	vs Sam Houston St	34	5	10	4	3	0	0	13	0	0	1	0	0	1	1	0	6	27	12	2	7	.295
Mar 02	vs Texas Tech	33	4	8	2	1	0	0	9	5	0	1	1	2	1	1	0	9	27	8	0	11	.291
Mar 05	EAST CAROLINA	28	4	6	3	1	0	0	7	5	0	0	0	0	1	1	1	9	27	9	4	7	.285
Mar 06	ARKANSAS-PINE B	36	14	15	13	6	0	0	21	6	1	1	1	2	1	1	0	4	27	9	1	8	.296
Mar 08	MAINE	37	9	14	8	3	0	1	20	2	0	4	1	0	0	0	0	5	27	8	1	6	.302
Mar 08	MAINE	30	5	8	3	1	0	1	12	4	2	2	1	0	0	1	1	5	27	7	2	6	.300
Mar 10	MAINE	35	9	11	9	1	0	2	18	3	1	6	0	2	0	0	1	5	27	10	0	7	.301
Mar 13	GRAMBLING	41	18	18	16	4	2	1	29	8	0	1	1	0	0	1	0	9	27	6	2	8	.311
*Mar 15	at Florida	35	6	10	5	2	0	1	15	4	0	0	0	1	2	0	0	7	27	5	0	9	.309
*Mar 16	at Florida	45	10	17	8	6	0	3	32	0	0	0	0	0	0	0	0	9	27	12	2	8	.314
*Mar 16	at Florida	34	2	8	2	3	0	0	11	1	0	0	0	0	1	0	0	5	24	7	0	7	.310
Mar 19	LITTLE ROCK	40	15	15	13	3	2	0	22	8	0	2	0	0	0	0	1	6	27	9	0	9	.314
Mar 20	at Samford	37	6	11	6	1	1	0	14	7	0	2	0	1	0	0	1	5	27	8	1	12	.313
*Mar 22	AUBURN	37	5	7	3	2	0	0	9	3	0	0	0	2	0	0	0	7	27	10	1	10	.307
*Mar 23	AUBURN	41	15	20	12	5	0	1	28	8	0	1	1	0	0	1	1	7	27	13	0	11	.316
*Mar 24	AUBURN	45	20	21	20	8	0	2	35	5	0	3	0	1	0	1	0	6	27	10	3	8	.323
Mar 26	MISS. VALLEY STA	41	18	17	15	2	0	2	25	5	0	5	0	1	0	2	0	2	27	9	2	7	.327
*Mar 28	LSU	32	6	11	6	3	0	3	23	4	0	2	1	1	1	0	1	6	27	6	2	8	.328
*Mar 29	LSU	35	5	8	4	2	1	1	15	4	0	0	0	0	0	0	0	10	27	7	2	7	.324
*Mar 30	LSU	36	2	10	2	2	0	1	15	2	0	0	1	0	0	0	0	4	27	9	3	9	.323
Apr 03	ULM	39	21	19	20	0	1	2	27	8	0	1	1	2	1	1	1	4	27	9	1	6	.329
*Apr 05	at Tennessee	42	6	11	5	2	0	0	13	5	0	1	1	0	0	0	0	10	33	7	0	8	.326
*Apr 06	at Tennessee	32	1	5	1	0	0	0	5	2	0	1	0	0	0	0	0	6	24	12	1	6	.322
*Apr 07	at Tennessee	35	7	13	7	3	0	2	22	1	0	0	0	3	1	1	2	3	27	18	1	7	.323
Apr 10	SOUTH ALABAMA	32	7	11	7	3	0	2	20	3	0	0	0	1	0	0	1	2	27	12	0	5	.324
*Apr 12	ALABAMA	37	6	13	6	2	0	1	18	1	0	0	0	0	0	0	0	5	27	7	0	8	.324
*Apr 13	ALABAMA	33	9	10	9	0	0	3	19	6	0	0	0	0	1	0	0	7	27	15	1	7	.324
*Apr 14	ALABAMA	41	13	17	12	6	0	1	26	6	0	1	0	0	0	1	0	5	27	12	0	11	.327
Apr 16	TEXAS SOUTHERN	31	5	10	5	1	0	1	14	2	0	0	0	1	2	0	2	3	27	11	1	7	.327
*Apr 18	at Arkansas	32	3	6	3	1	0	2	13	1	0	0	0	1	0	0	0	13	24	7	0	4	.323
*Apr 19	at Arkansas	33	5	5	5	0	0	1	8	5	0	0	0	1	0	0	0	11	24	11	2	7	.319
*Apr 20	at Arkansas	33	2	6	2	0	0	0	6	3	0	0	0	0	0	0	0	6	24	12	1	7	.316
Totals		1467	343	464	308	100	8	46	718	168	6	47	13	32	13	16	17	247	1101	390	41	313	.316



Game-by-Game

Pitching

Date	Opponent	ip	h	r	er	bb	so	2b	3b	hr	wp	bk	hbp	dp	ibb	score	w-l	sv	era
Feb 15	YOUNGSTOWN ST	9.0	5	3	3	1	18	1	0	1	1	0	1	0	0	14-3	1-0	0	3.00
Feb 16	YOUNGSTOWN ST	9.0	3	2	2	5	15	0	0	1	1	0	1	0	0	14-2	2-0	0	2.50
Feb 16	YOUNGSTOWN ST	9.0	7	0	0	2	10	0	0	0	1	0	1	1	0	8-0	3-0	0	1.67
Feb 20	UAB	9.0	9	2	2	2	10	0	0	0	1	0	1	0	0	3-2	4-0	1	1.75
Feb 22	SOUTHERN MISS	10.0	3	1	1	2	16	0	0	0	1	0	1	0	0	0-1	4-1	1	1.57
Feb 23	SOUTHERN MISS	9.0	4	1	1	1	11	0	1	0	3	0	1	1	0	8-1	5-1	1	1.47
Feb 24	SOUTHERN MISS	9.0	8	3	3	8	10	1	0	1	2	0	0	1	1	4-3	6-1	1	1.69
Feb 26	JACKSON STATE	9.0	8	4	1	1	11	2	0	0	1	0	2	0	0	17-4	7-1	1	1.60
Feb 27	SOUTHEASTERN L	9.0	2	0	0	2	14	0	0	0	1	0	1	1	0	12-0	8-1	1	1.43
Mar 01	vs Sam Houston St	9.0	11	4	2	0	9	1	1	0	0	0	1	0	0	5-4	9-1	2	1.48
Mar 02	vs Texas Tech	9.0	3	2	2	1	12	0	0	0	2	1	0	0	0	4-2	10-1	3	1.53
Mar 05	EAST CAROLINA	9.0	4	1	1	1	14	2	0	0	1	0	4	1	0	4-1	11-1	4	1.49
Mar 06	ARKANSAS-PINE B	9.0	5	1	1	4	8	1	0	0	1	0	0	1	1	14-1	12-1	4	1.45
Mar 08	MAINE	9.0	7	2	1	2	13	3	0	0	0	0	0	1	0	9-2	13-1	5	1.42
Mar 08	MAINE	9.0	6	1	1	0	13	0	0	0	1	1	0	0	0	5-1	14-1	5	1.39
Mar 10	MAINE	9.0	9	8	8	7	10	1	0	0	1	0	1	1	0	9-8	15-1	6	1.80
Mar 13	GRAMBLING	9.0	6	1	0	3	11	0	0	0	1	0	1	0	0	18-1	16-1	6	1.69
*Mar 15	at Florida	9.0	6	5	5	4	13	0	0	1	1	0	1	0	0	6-5	17-1	6	1.88
*Mar 16	at Florida	9.0	11	5	5	0	12	3	0	1	0	0	1	0	0	10-5	18-1	7	2.04
*Mar 16	at Florida	8.0	8	4	4	2	6	2	0	1	0	1	1	0	0	2-4	18-2	7	2.15
Mar 19	LITTLE ROCK	9.0	5	4	4	6	12	2	0	0	2	0	3	0	0	15-4	19-2	7	2.24
Mar 20	at Samford	9.0	10	4	3	3	14	1	0	1	0	0	2	0	0	6-4	20-2	8	2.27
*Mar 22	AUBURN	9.0	9	6	6	3	11	2	1	2	0	0	0	0	0	5-6	20-3	8	2.43
*Mar 23	AUBURN	9.0	4	2	2	1	9	2	0	0	0	0	1	0	0	15-2	21-3	8	2.42
*Mar 24	AUBURN	9.0	21	15	14	3	8	3	0	2	1	0	2	1	0	20-15	22-3	8	2.88
Mar 26	MISS. VALLEY STA	9.0	2	5	4	5	16	1	0	0	3	0	4	0	0	18-5	23-3	8	2.92
*Mar 28	LSU	9.0	9	5	5	4	17	1	0	1	2	0	0	0	0	6-5	24-3	9	3.00
*Mar 29	LSU	9.0	13	10	8	3	12	4	0	0	0	0	1	0	0	5-10	24-4	9	3.18
*Mar 30	LSU	9.0	11	11	8	6	12	2	0	2	2	0	1	1	0	2-11	24-5	9	3.34
Apr 03	ULM	9.0	11	8	6	5	14	5	0	1	1	0	0	0	0	21-8	25-5	9	3.43
*Apr 05	at Tennessee	11.0	10	3	3	0	12	4	0	0	1	0	1	1	0	6-3	26-5	9	3.40
*Apr 06	at Tennessee	8.0	3	2	1	3	6	1	0	0	0	0	1	0	0	1-2	26-6	9	3.33
*Apr 07	at Tennessee	9.0	9	5	5	0	7	2	0	1	1	0	2	0	0	7-5	27-6	10	3.38
Apr 10	SOUTH ALABAMA	9.0	11	5	5	3	10	1	0	2	1	0	1	2	0	7-5	28-6	11	3.43
*Apr 12	ALABAMA	9.0	4	0	0	4	18	3	0	0	1	0	0	0	0	6-0	29-6	11	3.33
*Apr 13	ALABAMA	9.0	6	1	1	3	5	2	0	0	0	0	1	1	0	9-1	30-6	11	3.27
*Apr 14	ALABAMA	9.0	11	3	3	3	8	3	0	1	1	0	1	0	0	13-3	31-6	11	3.26
Apr 16	TEXAS SOUTHERN	9.0	2	1	0	6	8	0	0	0	0	0	0	2	0	5-1	32-6	11	3.17
*Apr 18	at Arkansas	8.0	9	5	5	2	10	2	0	1	0	0	0	0	0	3-5	32-7	11	3.23
*Apr 19	at Arkansas	8.0	12	12	10	16	10	0	1	1	4	0	0	2	0	5-12	32-8	11	3.41
*Apr 20	at Arkansas	8.0	10	10	9	4	7	2	0	1	0	0	1	1	0	2-10	32-9	11	3.56
Totals		367.0	307	167	145	131	462	60	4	22	40	3	41	19	2	343-167	32-9	11	3.56



Non-Starter Statistics

Player	avg	gp-gs	ab	r	h	2b	3b	hr	rbi	tb	slg%	bb	hp	so	gdp	ob%	sf	sh	sb-att	po	a	e	fld%
8 Skelton, Dustin	1.000	4-0	4	2	4	1	0	1	5	8	2.000	0	0	0	0	1.000	0	0	0-0	6	1	0	1.000
27 Brock, Bryce	.500	1-0	2	1	1	0	0	0	1	1	.500	0	0	0	0	.500	0	0	0-0	1	0	0	1.000
20 Hancock, Luke	.400	10-0	10	2	4	1	0	0	7	5	.500	2	0	3	0	.500	0	0	0-0	8	0	0	1.000
32 Jordan, Landon	.375	16-0	16	6	6	2	0	0	3	8	.500	3	0	2	1	.474	0	0	0-0	2	1	0	1.000
12 Jones, Hayden	.300	9-0	10	1	3	1	0	0	2	4	.400	1	0	2	0	.364	0	0	0-0	20	0	1	.952
10 Hatcher, Josh	.273	10-0	11	1	3	0	0	0	3	3	.273	2	0	4	0	.385	0	0	0-0	2	1	0	1.000
33 Cumbest, Brad	.200	16-0	15	3	3	2	0	0	3	5	.333	2	1	5	0	.316	1	0	0-0	4	0	0	1.000
34 Gilbert, Marshall	.143	18-0	21	0	3	2	0	0	0	5	.238	4	0	11	0	.280	0	0	0-0	12	1	0	1.000
3 Ginn, JT	.000	3-0	3	0	0	0	0	0	0	0	.000	0	0	1	0	.000	0	0	0-0	0	0	0	.000
31 Bell, Benjamin	.000	9-0	1	3	0	0	0	0	0	0	.000	0	0	0	1	.000	0	0	0-0	0	0	0	.000
2 Halter, Gunner	.000	2-0	1	1	0	0	0	0	1	0	.000	1	0	0	0	.500	0	1	0-0	1	0	0	1.000

4 Jordan, Rowdey	.000	1-0	0	1	0	0	0	0	0	0	.000	0	0	0	0	.000	0	0	0-0	0	0	0	.000
Totals	.287	41	94	21	27	9	0	1	25	39	.415	15	1	28	2	.387	1	1	0-0	72	33	5	.955
Opponents	.275	41	69	11	19	4	0	2	13	29	.420	7	0	31	1	.338	1	0	1-1	37	30	5	.931

(All games Sorted by Earned run avg)


Player	era	w-l	app	gs	cg	sho	sv	ip	h	r	er	bb	so	2b	3b	hr	b/avg	wp	hp	bk	sfa	sha
37 Cerantola, Eric	0.00	1-0	3	0	0	0/0	0	4.0	0	1	0	5	8	0	0	0	.000	0	0	0	0	0
43 Breaux, Kale	0.00	0-0	1	0	0	0/0	0	0.1	1	0	0	1	1	1	0	0	.500	0	0	0	0	0
39 Spring, Tyler	2.00	1-0	8	0	0	0/0	0	9.0	6	2	2	5	12	3	0	0	.182	2	1	0	0	0
41 White, Colby	2.55	2-1	18	0	0	0/2	0	17.2	11	6	5	4	29	2	0	0	.175	1	1	0	0	0
19 Liebelt, Jared	2.89	1-0	18	0	0	0/3	3	28.0	25	11	9	3	20	6	1	1	.238	1	0	0	2	0
55 Price, Spencer	3.24	0-0	9	0	0	0/0	0	8.1	7	4	3	5	10	1	0	1	.226	1	1	0	0	1
16 Eagan, Jack	3.71	1-0	13	0	0	0/1	0	17.0	8	8	7	10	27	3	0	1	.151	0	4	0	1	2
14 Self, Riley	3.78	1-0	14	0	0	0/1	0	16.2	21	7	7	3	14	4	0	2	.309	3	1	0	0	0
6 Smith, Brandon	4.09	2-0	17	0	0	0/1	0	22.0	23	11	10	3	16	3	1	3	.277	1	3	0	1	1
27 Brock, Bryce	4.26	0-0	5	0	0	0/0	0	6.1	8	5	3	5	7	0	0	0	.296	0	2	0	0	0
46 Barlow, Trysten	4.58	2-1	17	0	0	0/1	0	17.2	16	10	9	3	24	3	0	2	.229	2	4	0	1	1
18 James, Keegan	4.91	1-0	5	0	0	0/0	0	7.1	5	6	4	6	7	1	1	0	.179	4	2	0	0	0
24 Gordon, Cole	5.87	3-0	16	0	0	0/0	8	23.0	22	16	15	14	35	2	0	2	.247	5	1	0	2	0
13 Plumlee, Peyton	7.27	0-0	4	0	0	0/0	0	8.2	5	7	7	6	11	2	0	0	.152	3	2	0	0	0
Totals	3.92	15-2	41	0	0	3/3	11	186.0	158	94	81	73	221	31	3	12	.226	23	22	0	7	5
Opponents	9.20	3-11	41	0	0	1/1	4	166.1	244	200	170	106	123	60	4	21	.337	40	20	4	11	6

National Rankings (Games through April 21)


Hitting	NCAA	SEC	Total	Hitting	Name	NCAA	SEC	Total	Hitting (cont.)	Name	NCAA	SEC	Total
Batting Average	6	1	0.316	Batting Average	Jake Mangum	49	3	0.383	Total Bases	Justin Foscue	26	2	100
On Base Percentage	33	4	0.395		Jordan Westburg	179	11	0.348		Jake Mangum	35	3	98
Slugging Percentage	8	2	0.489		Elijah MacNamee	247	16	0.338		Jordan Westburg	66	7	92
Hits	3	1	464	On Base Percentage	---				Toughest to Strike Out	Jake Mangum	7	1	15.7
Runs	3	1	343	Slugging Percentage	Justin Foscue	128	6	0.588		Justin Foscue	108	7	9.4
Runs Per Game	8	1	8.4		Jordan Westburg	142	8	0.582					
Doubles	1	1	100		Dustin Skelton	231	14	0.552	Pitching	Name	NCAA	SEC	Total
Doubles Per Game	3	1	2.44		Elijah MacNamee	232	15	0.552	Victories	JT Ginn	10	2	7
Triples	136	3	8	Hits	Jake Mangum	2	1	72	Saves	Cole Gordon	31	5	8
Triples Per Game	170	3	0.2		Justin Foscue	52	6	56	Earned Run Average	Ethan Small	59	9	2.1
Home Runs	22	5	46		Jordan Westburg	66	8	55	Hits Allowed Per Nine Innings	Ethan Small	30	5	5.55
Home Runs Per Game	32	6	1.12	Runs	Jake Mangum	20	4	47	WHIP	Ethan Small	23	3	0.88
Base on Balls	128	11	168		Jordan Westburg	34	6	45		JT Ginn	73	12	1.01
Hit by Pitch	205	13	32		Elijah MacNamee	52	7	42	Walks Allowed Per Nine Innings	JT Ginn	16	1	1.18
Sacrifice Bunts	217	9	13	Runs Batted In	Justin Foscue	75	14	40	Hit Batters	---			
Sacrifice Flies	122	10	16		Tanner Allen	87	16	39	Strikeout-to-Walk Ratio	JT Ginn	6	1	9.71
Stolen Bases	94	8	47		Justin Foscue	49	6	42		Ethan Small	28	6	6.44
Stolen Bases Per Game	119	8	1.15		Jordan Westburg	49	6	42	Strikeouts	Ethan Small	2	1	103
					Elijah MacNamee	61	8	41		JT Ginn	69	12	68
Pitching	NCAA	SEC	Total	Doubles	Tanner Allen	132	15	36	Strikeouts Per Nine Innings	Ethan Small	2	1	15.45
Earned Run Average	26	5	3.58		Jake Mangum	9	1	17		JT Ginn	51	7	11.48
Hits Allowed Per Nine Innings	20	6	7.53		Jordan Westburg	28	4	15	Pitching Appearances	---			
WHIP	13	4	1.19		Tanner Allen	73	9	13	Games Started	JT Ginn	21	3	10
Walks Allowed Per Nine Innings	19	3	3.21		Elijah MacNamee	73	9	13		Ethan Small	21	3	10
Hit Batters	117	3	41		Jake Mangum	86	3	3	Complete Games	---			
Strikeout-to-Walk Ratio	3	2	3.53		Justin Foscue	32	3	11					
Strikeouts Per Nine Innings	1	1	11.3		Dustin Skelton	128	16	8					
Shutouts	40	8	3		Elijah MacNamee	102	10	29					
Fielding	NCAA	SEC	Total		---								
Fielding Percentage	76	8	0.973		Gunner Halter	39	1	7					
Double Plays	253	11	19		Elijah MacNamee	29	3	5					
Double Plays Per Game	273	12	0.46		Jake Mangum	37	2	19					



Media Roster



2 | Gunner Halter
IF | R/R | Jr.
Overland Park, Kan.



3 | JT Ginn
RHP/IF | R/R | Fr.
Brandon, Miss.



4 | Rowdey Jordan
IF/OF | S/R | So.
Auburn, Ala.



5 | Tanner Allen
IF/OF | L/R | So.
Theodore, Ala.



6 | Brandon Smith
RHP/IF | R/R | Fr.
Richland, Miss.



8 | Dustin Skelton
C | R/R | Jr.
Olive Branch, Miss.



10 | Josh Hatcher
IF/OF | L/L | So.
Albany, Ga.



11 | Jordan Westburg
IF | R/R | So.
New Braunfels, Texas



12 | Hayden Jones
C | L/R | Fr.
Huntersville, Ind.



13 | Peyton Plumlee
RHP | R/R | Sr.
Olive Branch, Miss.



14 | Riley Self
RHP | R/R | Jr.
Coldwater, Miss.



15 | Jake Mangum
OF | S/L | Sr.
Pearl, Miss.



16 | Jack Eagan
LHP | L/L | R-Jr.
Wautoma, Wis.



17 | Justin Foscue
IF | R/R | So.
Huntsville, Ala.



18 | Keegan James
RHP | R/R | R-Jr.
Southaven, Miss.



19 | Jared Liebelt
RHP | R/R | Sr.
Aurora, Ill.



20 | Luke Hancock
C | L/R | Fr.
Houston, Miss.



23 | Tucker Childers
C/IF | L/R | Jr.
Ripley, Miss.



24 | Cole Gordon
RHP | R/R | Grad.
Tampa, Fla.



27 | Bryce Brock
LHP/OF | L/L | Fr.
Hernando, Miss.



28 | Christian MacLeod
LHP | L/L | Fr.
Huntsville, Ala.



31 | Benjamin Bell
OF | L/R | Fr.
Madison, Miss.



32 | Landon Jordan
IF | L/R | Fr.
Poplarville, Miss.




33 | Brad Cumbest
OF | R/R | Fr.
Hurley, Miss.



34 | Marshall Gilbert
C | R/R | Sr.
Kenosha, Wis.



35 | Basiel Williams
OF | S/R | Fr.
Hammond, La.



36 | Hunter Blalock
OF | R/R | Fr.
Madison, Miss.



37 | Eric Cerantola
RHP | R/R | Fr.
Oakville, Ontario



38 | JP Elkins
RHP | R/R | So.
Ridgeland, Miss.



39 | Tyler Spring
RHP | R/R | R-Jr.
Wiggins, Miss.



40 | Elijah MacNamee
OF | R/R | Sr.
Cypress, Texas



41 | Colby White
RHP | R/R | Jr.
Foxworth, Miss.



43 | Kale Breaux
LHP | R/L | R-Jr.
Sulphur, La.



44 | Ethan Small
LHP | L/L | R-Jr.
Lexington, Tenn.



46 | Trysten Barlow
LHP | L/L | R-Jr.
Halls, Tenn.



55 | Spencer Price
RHP | R/R | R-Jr.
Olive Branch, Miss.



22 | Chris Lemonis
Head Coach
First Season



22 | Jake Gautreau
Assistant Coach
Second Season



42 | Scott Foxhall
Assistant Coach
First Season



0 | Kyle Cheesebrough
Assistant Coach
First Season