


# 2019 OLE MISS BASEBALL

2018 SEC TOURNAMENT CHAMPIONS • 2018 SEC WEST CHAMPIONS

MEDIA CONTACT: ALEX SIMS • APSIMS@OLEMISS.EDU • @APSIMS

OLEMISSSPORTS.COM • @OLEMISSBSB • @COACHMIKEBIANCO



## No. 17 Ole Miss REBELS

(27-14, 10-8 SEC West)

Head Coach: Mike Bianco  
At Ole Miss: 737-426-1 (19th)  
Career: 837-497-1 (22nd)

### GAME 42

Date: Apr. 23

First Pitch: 6 p.m.

Location: Pearl, Miss.

Venue: Trustmark Park (8,480)  
Dimensions: LF-330, CF-402, RF-332

Radio: Ole Miss Radio Network

Play by Play: David Kellum

Analyst: Keith Kessinger

Governor's Cup/Mayor's Trophy History:

MSU leads 21-18

Last Governor's Cup: April 24, 2018

7-6, MSU

Series History: MSU leads 247-213

Last Series: April 7-8, 2018 in Starkville

13-3, MSU | 6-1, Ole Miss | 7-5, MSU (11 inn.)



## No. 8 Mississippi State BULLDOGS

(32-9, 10-8 SEC West)

Head Coach: Chris Lemonis  
At MSU: 32-9 (1st)  
Career: 173-100-2 (5th)

## LEADING OFF

- Ole Miss enters the week coming off a series defeat at Auburn, in which the Rebels fell in extra innings in the deciding Game 3.
- With the Rebels' next win, head coach Mike Bianco will move to a tie for third on the all-time SEC coaching wins chart at 738, matching South Carolina's Ray Tanner.
- Ole Miss will look to snap a three-game losing streak in the battle for the Governor's Cup.
- The Rebels have scored the 13th-most runs in the nation this season at 317, good for 3rd in the SEC. They're also averaging 7.7 runs per game, the third-most in the conference and 17th in the country.
- Ole Miss is second in the SEC and No. 19 in the country with a .403 team on-base percentage. The Rebels have drawn 219 walks on the season, good for 15th in the nation and third in the conference.
- Ole Miss has hit 47 home runs on the season, good for fourth in the SEC and 19th in the country.
- The Rebels have stolen 69 bases this season, the third-most in the SEC.
- Junior shortstop Grae Kessinger has reached base successfully in the last 29 straight games. Kessinger leads the SEC in hits, RBI, batting average, total bases and slugging percentage in SEC play. In SEC games, he is hitting .453 with 19 runs scored, 21 RBI and 11 extra-base hits.
- Sophomore third baseman Tyler Keenan is No. 9 in the nation and second in the SEC with 51 RBI.
- Junior catcher Cooper Johnson has thrown out 15 would-be base stealers this season, the most in the SEC. Offensively, Johnson has hit five home runs, four of which have come in the 8th or 9th inning.

## PROJECTED STARTING LINEUP

### POSITION PLAYERS

| Pos. | No. | Name             | Yr. | B/T | GP-GS | Avg. | R  | H  | 2B | 3B | HR | RBI | Of Note:                                  |
|------|-----|------------------|-----|-----|-------|------|----|----|----|----|----|-----|---|
| C    | 13  | Cooper Johnson   | Jr. | R/R | 36-33 | .283 | 20 | 32 | 8  | 0  | 5  | 18  | Named to Buster Posey Award Watch List    |
| 1B   | 14  | Cole Zabowski    | Jr. | L/L | 41-41 | .316 | 33 | 49 | 9  | 0  | 9  | 38  | 3rd in SEC w/ 6 HR in conf. games         |
| 2B   | 1   | Jacob Adams      | Sr. | L/R | 33-26 | .217 | 15 | 18 | 2  | 0  | 0  | 10  | Just one error made all year; .989 fld %  |
| 3B   | 10  | Tyler Keenan     | So. | L/R | 41-41 | .303 | 25 | 46 | 4  | 1  | 10 | 51  | No. 9 in the nation, 2nd in SEC w/ 51 RBI |
| SS   | 15  | Grae Kessinger   | Jr. | R/R | 41-41 | .348 | 48 | 57 | 13 | 0  | 4  | 33  | Leads SEC H, RBI, BA, TB, SLG in SEC play |
| LF   | 6   | Thomas Dillard   | Jr. | S/R | 41-41 | .317 | 40 | 45 | 5  | 1  | 9  | 36  | No. 10 in nation w/ 36 walks drawn        |
| CF   | 2   | Ryan Olenek      | Sr. | R/R | 36-36 | .370 | 32 | 51 | 11 | 1  | 1  | 26  | Fifth in SEC in batting average           |
| RF   | 3   | Anthony Servideo | So. | L/R | 39-34 | .290 | 41 | 36 | 5  | 1  | 0  | 17  | Fourth in SEC with 17 stolen bases        |
| DH   | 35  | Kevin Graham     | Fr. | L/R | 29-18 | .270 | 12 | 20 | 4  | 1  | 5  | 17  | Hit 5th career HR in G2 vs. Kentucky      |

### ROTATION

| Pos. | No. | Name          | Yr. | App-GS | W-L | ERA  | IP   | H  | ER | BB | SO | Avg. | Of Note:                                |
|------|-----|---------------|-----|--------|-----|------|------|----|----|----|----|------|---|
| LHP  | 24  | Zack Phillips | Jr. | 11-8   | 4-1 | 4.58 | 35.1 | 39 | 18 | 15 | 35 | .277 | Has allowed 2 R or fewer in last 9 app. |

## 2019 SCHEDULE

| DAY  | DATE          | OPPONENT                  | RESULT/TIME |
|------|---------------|---------------------------|-------------|
| Fri. | Feb. 15       | WRIGHT STATE              | W, 10-1     |
| Sat. | Feb. 16       | WRIGHT STATE              | L, 5-9      |
| Sun. | Feb. 17       | WRIGHT STATE              | Cancelled   |
| Wed. | Feb. 20       | ARKANSAS STATE            | W, 15-3     |
| Fri. | Feb. 22       | at Tulane                 | W, 6-4      |
| Sat. | Feb. 23       | at Tulane                 | L, 12-13    |
| Sun. | Feb. 24       | at Tulane                 | W, 6-3      |
| Tue. | Feb. 26       | UT MARTIN                 | W, 12-6     |
| Fri. | Mar. 1        | LONG BEACH STATE          | W, 7-2      |
| Sat. | Mar. 2        | LONG BEACH STATE          | W, 7-6      |
| Sat. | Mar. 2        | LONG BEACH STATE          | W, 5-3      |
| Tue. | Mar. 5        | LITTLE ROCK               | W, 11-8     |
| Wed. | Mar. 6        | #14 ECU                   | L, 2-3      |
| Fri. | Mar. 8        | UAB                       | W, 15-9     |
| Sat. | Mar. 9        | UAB                       | W, 13-4     |
| Sun. | Mar. 10       | UAB                       | W, 2-1      |
| Tue. | Mar. 12       | at #7 Louisville          | L, 3-4 (10) |
| Wed. | Mar. 13       | at #7 Louisville          | L, 8-10     |
| Fri. | Mar. 15       | ALABAMA*                  | W, 1-0      |
| Sat. | Mar. 16       | ALABAMA*                  | L, 6-8      |
| Sun. | Mar. 17       | ALABAMA*                  | W, 12-2     |
| Tue. | Mar. 19       | ARKANSAS-PINE BLUFF       | W, 12-2     |
| Wed. | Mar. 20       | ARKANSAS-PINE BLUFF       | W, 25-0     |
| Fri. | Mar. 22       | at Missouri*              | L, 1-2      |
| Sat. | Mar. 23       | at Missouri*              | W, 3-0      |
| Sun. | Mar. 24       | at Missouri*              | L, 8-5      |
| Tue. | Mar. 26       | at Memphis #              | W, 9-6      |
| Fri. | Mar. 29       | at #8 Arkansas*           | L, 3-5      |
| Sat. | Mar. 30       | at #8 Arkansas*           | W, 4-3      |
| Sun. | Mar. 31       | at #8 Arkansas*           | W, 10-5     |
| Tue. | Apr. 2        | NORTH ALABAMA             | L, 6-10     |
| Fri. | Apr. 5        | #16 FLORIDA*              | W, 12-4     |
| Sat. | Apr. 6        | #16 FLORIDA*              | W, 16-4     |
| Sat. | Apr. 6        | #16 FLORIDA*              | W, 12-10    |
| Tue. | Apr. 9        | vs. Southern Miss ^       | W, 11-2     |
| Fri. | Apr. 12       | KENTUCKY*                 | W, 8-2      |
| Sat. | Apr. 13       | KENTUCKY*                 | L, 1-4 (7)  |
| Sun. | Apr. 14       | KENTUCKY*                 | L, 2-4 (7)  |
| Tue. | Apr. 16       | MEMPHIS                   | W, 5-2      |
| Thu. | Apr. 18       | at #22 Auburn*            | L, 4-7      |
| Fri. | Apr. 19       | at #22 Auburn*            | W, 5-3      |
| Sat. | Apr. 20       | at #22 Auburn*            | L, 5-6 (10) |
| Tue. | Apr. 23       | vs. #8 Mississippi State% | 6 p.m.      |
| Thu. | Apr. 25       | #6 TEXAS A&M*             | 6 p.m.      |
| Fri. | Apr. 26       | #6 TEXAS A&M*             | 6:30 p.m.   |
| Sat. | Apr. 27       | #6 TEXAS A&M*             | 2 p.m.      |
| Wed. | May 1         | at Southern Miss          | 6 p.m.      |
| Fri. | May 3         | at #16 LSU*               | 7 p.m.      |
| Sat. | May 4         | at #16 LSU*               | 6:30 p.m.   |
| Sun. | May 5         | at #16 LSU*               | 2:30 p.m.   |
| Fri. | May 10        | #8 MISSISSIPPI STATE*     | 6:30 p.m.   |
| Sat. | May 11        | #8 MISSISSIPPI STATE*     | 6 p.m.      |
| Sun. | May 12        | #8 MISSISSIPPI STATE*     | 12 p.m.     |
| Tue. | May 14        | at Arkansas State         | 6:30 p.m.   |
| Thu. | May 16        | at #18 Tennessee*         | 5:30 p.m.   |
| Fri. | May 17        | at #18 Tennessee*         | 5:30 p.m.   |
| Sat. | May 18        | at #18 Tennessee*         | 1 p.m.      |
|      | May 21-26     | SEC Tournament            | TBA         |
|      | May 31-Jun. 2 | NCAA Regionals            | TBA         |
|      | Jun. 7-9      | NCAA Super Regionals      | TBA         |
|      | Jun. 15-26    | NCAA College World Series | TBA         |

^ - Trustmark Park (Pearl, Miss.)

# - AutoZone Park (Memphis, Tenn.)

% - Governor's Cup at Trustmark Park (Pearl, Miss.)

\* - Southeastern Conference game

HOME GAMES INDICATED IN BOLD AND CAPS

All times Central and subject to change

## QUICK FACTS

## UNIVERSITY

Name ..... University of Mississippi (Ole Miss)  
 Location ..... Oxford, Miss.  
 Founded ..... Nov. 6, 1848  
 Enrollment ..... 23,258  
 Nickname ..... Rebels  
 Colors ..... Cardinal Red & Navy Blue  
 Conference ..... Southeastern (West)  
 Interim Chancellor ..... Larry Sparks  
 Vice Chancellor for Intercollegiate Athletics ..... Ross Bjork  
 Faculty Athletics Representative ..... Ron Rychlak

## STADIUM INFO

Home Stadium ..... O-U Stadium/Swayze Field  
 Capacity ..... 11,477  
 Dimensions ..... LF-330, CF-390, RF-330

## COACHING/SUPPORT STAFF

Head Coach ..... Mike Bianco  
 Alma Mater ..... LSU, 1989  
 Record at Ole Miss ..... 737-426-1  
 Year at Ole Miss ..... 19th  
 Overall Record (21 Years) ..... 837-497-1  
 Assistant Coach ..... Carl Lafferty  
 Alma Mater ..... Ole Miss, 2004  
 Year at Ole Miss ..... 13th  
 Assistant Coach ..... Mike Clement  
 Alma Mater ..... Morningside College, 2002  
 Year at Ole Miss ..... 5th  
 Volunteer Assistant Coach ..... Marc MacMillan  
 Alma Mater ..... Ole Miss, 1996  
 Year at Ole Miss ..... 6th

## PROGRAM HISTORY

First Year of Baseball ..... 1893  
 All-Time Record (118 Seasons) ..... 2210-1597-20 (.580)  
 All-Time SEC Record ..... 844-953-2 (.469)  
 SEC Championships ..... 9  
 NCAA Tournament Appearances ..... 22  
 NCAA Tournament Record ..... 54-48 (.529)  
 NCAA Regional Championships ..... 9  
 NCAA Super Regional Appearances ..... 5  
 College World Series Appearance ..... 5

## TEAM INFORMATION

2018 Overall Record ..... 48-17 (.783)  
 2018 SEC Record (Finish) ..... 18-12 (.600 - T1st West)  
 2018 NCAA Postseason ..... NCAA Oxford Regional  
 Letterwinners Returning/Lost ..... 23/8  
 Position Starters Returning/Lost ..... 7/2  
 Pitchers Returning/Lost ..... 11/5  
 Newcomers ..... 14

## COMMUNICATIONS

Baseball Communications Contact ..... Alex Sims  
 Email ..... apsims@olemiss.edu  
 Work Phone ..... 662-816-9610  
 Cell Phone ..... 515-720-2260  
 Secondary Contact ..... Davis McCool  
 Email ..... dcmccool@go.olemiss.edu

## ON THE WEB

Baseball Twitter ..... @OleMissBSB  
 Baseball Instagram ..... @OleMissBSB  
 Baseball Facebook ..... OleMissBaseball  
 Athletics Website ..... OleMissSports.com  
 Gameday Fan Info ..... OleMissGameday.com

## FAN INFO

## GAMEDAY INFORMATION

- OleMissGameday.com
- OleMissGameday.com/baseball/parking
- OleMissTix.com

## GENERAL ADMISSION SEATING

General Admission seating is located in left field and overflow into right field. For left field and right field general admission, you are allowed to bring in your own folding chair to sit in. You are only able to enter the stadium with a folding chair through the left or right field gate entrances and are responsible for removing your chair after the game has ended. If all seats are filled in left field or right field, we offer standing room only around the stadium. Please be mindful when standing around the stadium as to not block another person's view.

## PROMO SCHEDULE

## TUESDAY

- vs. MSU in Pearl

## THURSDAY

- Military Appreciation Weekend
- First 1,000 fans receive 'Beat Texas A&M' buttons

## FRIDAY

- Military Poster Giveaway
- 1,000 replica Ole Miss digital camp hat giveaway
- Friday Night Fireworks presented by Oxford Heat

## SATURDAY

- 1,000 baseball card pack giveaway (4-of-5)
- Kids Run the Bases presented by Belles and Beaus



## WEEKLY SCHEDULE

| TUESDAY   | WEDNESDAY  | THURSDAY  | FRIDAY   | SATURDAY   | SUNDAY  |
|---|--|---|--|--|---|
| <ul style="list-style-type: none"> <li>• Game 42 vs. MSU Trustmark Park Pearl, Miss. 6 p.m. CT</li> </ul> | <ul style="list-style-type: none"> <li>• Practice</li> </ul> | <ul style="list-style-type: none"> <li>• Game 43 vs. Texas A&amp;M 6 p.m. CT SEC Network</li> </ul> | <ul style="list-style-type: none"> <li>• Game 44 vs. Texas A&amp;M 6:30 p.m. CT SEC Network +</li> </ul> | <ul style="list-style-type: none"> <li>• Game 45 vs. Texas A&amp;M 2 p.m. CT SEC Network+</li> </ul> | <ul style="list-style-type: none"> <li>• Off</li> </ul> |

**ATHLETICS COMMUNICATIONS:** Assistant director of communications Alex Sims handles all communications duties for the Ole Miss baseball program. For any questions or special requests, contact Alex at apsims@olemiss.edu or at (515) 720-2260.

**PRACTICES/INTERVIEWS:** The Rebels practice throughout the week and media availability will typically take place on Monday or Tuesday, depending on the week's schedule. The media op will generally range in the 1-2 p.m. time frame, but notification will be sent out in advance of specific details. Practices are generally open for those wishing to watch, but give a heads up. Office and phone interviews may also be arranged throughout the week, depending on the schedule and student-athletes' media block. Please notify the communications staff of any special requests or any questions relating to media ops.

**WWW.OLEMISSSPORTS.COM:** All information regarding the Rebels, including player/coach bios, game recaps, notes, stats, and more, can be found online at the Official Website of Ole Miss Athletics, OleMissSports.com.

**LIVE STATS:** Live stats are available for each Ole Miss baseball game. Links to follow will be made available online at OleMissSports.com, and can generally be found specifically in the game previews or in the game notes. For all Rebel home games, live stats are available on the schedule page via Gametracker, or on StatBroadcast by visiting olemiss.statbroadcast.com.

**WORKING CREDENTIALS:** For any special credential requests, please email Alex Sims at least 24 hours in advance of the game to request credentials. Any last minute credential requests will be left at the Ole Miss Athletics Ticket Office will call location, located at the entrance of O-U Stadium/Swayze Field. For any other questions relating to credentials please contact the communications staff.

**MEDIA PARKING:** All season-long credential owners are permitted to park in Lot A, which is located next to the Main Athletics Building on the north side of Vaught-Hemingway Stadium. Single-came credential holders will also be placed on a list to park in Lot A.

**TELEVISION INFORMATION:** All Ole Miss home games not already scheduled for national television are broadcast live on SEC Network+, via WatchESPN.com and the ESPN app. Links for these broadcasts are made available on the schedule page at OleMissSports.com, as well as in each week's copy of the game notes. All other games scheduled on the ESPN family of networks can be found on the schedule page online, as well as the notes.

**VISITING RADIO:** All visiting teams traveling to O-U Stadium/Swayze Field will have full access to the venue's visiting radio booth, which is plenty spacious enough for a full crew plus any other traveling staff. For any special accommodations relating to radio please inform the communications staff prior to the game so arrangements can be made.

**FOLLOW THE REBELS:** Fans and media alike can get an exclusive, behind-the-scenes look at the Rebels on their official social media accounts, listed below and to the left. All four platforms will provide exclusive content throughout the season. Fans and media can also follow the Official Social Media Accounts of Ole Miss Athletics on Twitter (@OleMissSports), on Facebook (Facebook.com/OleMissSports), on Instagram (olemissathletics), and on Snapchat (weareolemiss).

## OLE MISS REBELS STYLE GUIDE



2019 ROSTER

NUMERICAL

| NO. | NAME                 | POS.   | B/T | HT./WT.  | YR.-EXP. | HOMETOWN/PREVIOUS SCHOOL               |
|-----|----------------------|--------|-----|----------|----------|--|
| 1   | Adams, Jacob         | IF     | L/R | 5-9/170  | Sr.-1L   | Conway, AR/Crowder College             |
| 2   | Olenek, Ryan         | OF/IF  | R/R | 6-4/190  | Sr.-3L   | Winter Park, FL/Trinity Prep           |
| 3   | Anthony Servideo     | IF     | L/R | 5-10/170 | So.-1L   | Jupiter, FL/Jupiter HS                 |
| 4   | Loposer, Knox        | C      | R/R | 5-10/195 | Fr.-HS   | Madison, MS/Jackson Prep               |
| 6   | Dillard, Thomas      | OF/C   | S/R | 6-0/230  | Jr.-2L   | Oxford, MS/Oxford HS                   |
| 7   | Hall, Josh           | OF     | L/R | 5-9/185  | Fr.-HS   | Birmingham, AL/Homewood HS             |
| 8   | Bench, Justin        | IF     | R/R | 6-0/180  | Fr.-HS   | Redington Beach, FL/ Calvary Christian |
| 9   | Spears, Michael      | OF     | R/R | 5-11/190 | So.-1L   | Winter Park, FL/Orangewood Christian   |
| 10  | Keenan, Tyler        | IF     | L/R | 6-3/240  | So.-1L   | Clayton, NC/Cleveland HS               |
| 11  | Cockrell, Chase      | IF/OF  | R/R | 6-4/225  | Sr.-2L   | Bastrop, LA/Hinds CC                   |
| 12  | Holston, Greer       | RHP    | R/R | 6-4/220  | Jr.-2L   | Long Beach, MS/IMG Academy             |
| 13  | Johnson, Cooper      | C      | R/R | 6-0/215  | Jr.-2L   | Munedelein, IL/Carmel Catholic HS      |
| 14  | Zabowski, Cole       | IF     | L/L | 6-5/240  | Jr.-2L   | Lawrenceville, GA/Collins Hill         |
| 15  | Kessinger, Grae      | IF     | R/R | 6-2/200  | Jr.-2L   | Oxford, MS/Oxford HS                   |
| 17  | Hoglund, Gunnar      | RHP/IF | L/R | 6-4/225  | Fr.-HS   | Hudson, FL/Dayspring Christian Academy |
| 18  | Green, Connor        | RHP    | R/R | 6-4/225  | Sr.-3L   | Collierville, TN/St. Georges HS        |
| 19  | Nabors, Hunter       | C      | R/R | 5-11/215 | Jr.-JC   | Montevallo, AL/Itawamba CC             |
| 20  | Ethridge, Will       | RHP    | R/R | 6-5/240  | Jr.-2L   | Liburn, GA/Parkview HS                 |
| 21  | Fowler, Jordan       | LHP    | L/L | 6-3/180  | So.-1L   | Union City, TN/Dyer County HS          |
| 22  | Hill, Kaleb          | LHP    | R/L | 6-3/220  | Fr.-HS   | Pine Bluff, AR/Watson Chapel           |
| 24  | Phillips, Zack       | LHP    | L/L | 6-0/170  | Jr.-JC   | Texarkana, AR/Grayson County College   |
| 25  | Elko, Tim            | IF/OF  | R/R | 6-4/225  | So.-1L   | Lutz, FL/Hillsborough HS               |
| 26  | Nikhazy, Doug        | LHP/OF | L/L | 5-10/200 | Fr.-HS   | Windermere, FL/West Orange             |
| 27  | Broadway, Taylor     | RHP    | R/R | 5-11/205 | Jr.-JC   | Cypress, TX/Tyler Junior College       |
| 28  | Miller, Austin       | RHP    | R/R | 6-7/225  | Jr.-1L   | North Liberty, IA/Kirkwood CC          |
| 29  | Cioffi, Max          | RHP    | R/R | 6-4/220  | So.-1L   | Chicago, IL/Saint Patrick HS           |
| 31  | Coates, Colin        | RHP    | R/R | 6-0/205  | Sr.-1L   | Nesbit, MS/Hinds CC                    |
| 32  | Fitzsimmons, Michael | IF     | R/R | 6-1/230  | R-Sr.-3L | Eads, TN/Memphis University School     |
| 34  | Myers, Tyler         | RHP    | R/R | 6-1/190  | Jr.-JC   | Houston, TX/Paris Junior College       |
| 35  | Graham, Kevin        | IF     | L/R | 6-0/195  | Fr.-HS   | O'Fallon, MO/Westminster Christian     |
| 38  | Savell, Logan        | RHP    | R/R | 6-4/180  | Fr.-HS   | Madison, MS/Madison Central            |
| 39  | Steinberg, Jacob     | RHP    | R/R | 6-2/225  | Fr.-HS   | Darnestown, MD/St. John's College      |
| 40  | Roth, Houston        | RHP    | R/R | 6-3/220  | Jr.-2L   | Oxford, MS/Oxford HS                   |
| 41  | Smith, Pierce        | LHP    | L/L | 6-5/220  | Sr.-1L   | Marietta, GA/Walton HS                 |
| 44  | Gindl, Carl          | OF     | L/R | 5-10/185 | So.-1L   | Cantonment, FL/Pensacola Catholic HS   |
| 58  | Falk, Ray            | RHP    | R/R | 6-3/220  | Jr.-JC   | Pacifica, CA/Skyline College           |
| 65  | Caracci, Parker      | RHP    | R/R | 6-0/205  | R-Jr.-2L | Jackson, MS/Jackson Prep               |

ALPHABETICAL

| NO. | NAME                 | MAJOR                                |
|-----|----------------------|--------------------------------------|
| 1   | Adams, Jacob         | General Business                     |
| 8   | Bench, Justin        | Freshman Studies                     |
| 27  | Broadway, Taylor     | General Studies                      |
| 65  | Caracci, Parker      | Marketing                            |
| 29  | Cioffi, Max          | Freshman Studies                     |
| 31  | Coates, Colin        | Exercise Science                     |
| 11  | Cockrell, Chase      | Criminal Justice                     |
| 6   | Dillard, Thomas      | Sport and Recreation Admin.          |
| 25  | Elko, Tim            | Exercise Science                     |
| 20  | Ethridge, Will       | General Business                     |
| 58  | Falk, Ray            | General Studies                      |
| 32  | Fitzsimmons, Michael | Managerial Finance                   |
| 21  | Fowler, Jordan       | General Business                     |
| 44  | Gindl, Carl          | Electrical Engineering               |
| 35  | Graham, Kevin        | General Business                     |
| 18  | Green, Connor        | Banking & Finance/Managerial Finance |
| 7   | Hall, Josh           | Freshman Studies                     |
| 22  | Hill, Kaleb          | Freshman Studies                     |
| 17  | Hoglund, Gunnar      | General Studies                      |
| 12  | Holston, Greer       | General Business                     |
| 13  | Johnson, Cooper      | Sport and Recreation Admin.          |
| 10  | Keenan, Tyler        | Sport and Recreation Admin.          |
| 15  | Kessinger, Grae      | Managerial Finance                   |
| 4   | Loposer, Knox        | Freshman Studies                     |
| 28  | Miller, Austin       | General Business                     |
| 34  | Myers, Tyler         | Exercise Science                     |
| 19  | Nabors, Hunter       | General Studies                      |
| 26  | Nikhazy, Doug        | Freshman Studies                     |
| 2   | Olenek, Ryan         | General Business                     |
| 24  | Phillips, Zack       | General Studies                      |
| 40  | Roth, Houston        | Managerial Finance                   |
| 38  | Savell, Logan        | Freshman Studies                     |
| 3   | Servideo, Anthony    | Sport and Recreation Admin.          |
| 41  | Smith, Pierce        | Management                           |
| 9   | Spears, Michael      | Accountancy                          |
| 39  | Steinberg, Jacob     | Freshman Studies                     |
| 14  | Zabowski, Cole       | History                              |

COACHING STAFF

**Head Coach:** #5 Mike Bianco, 19th Season (LSU, 1989)  
**Assistant Coach:** #16 Carl Lafferty, 13th Season (Ole Miss, 2004)  
**Assistant Coach:** #30 Mike Clement, 5th Season (Morningside, 2002)  
**Volunteer Assistant Coach:** #23 Marc MacMillan, 6th Season (Ole Miss, 1996)

SUPPORT STAFF

**Director of Operations (External Affairs):** Chris Cleary, 1st Season (Menlo, 2012)  
**Director of Operations (Internal Affairs):** Chris Goudoras, 2nd Season (Bentley, 2015)  
**Athletic Trainer:** Josh Porter, 7th Season (UNCG, 2007)  
**Strength and Conditioning:** Zach Boone, 2nd Season (West Virginia, 2011)

ROSTER BREAKDOWN

BY CLASS

| Seniors   7         | Juniors   14                   | Sophomores   7   | Freshmen   9    |
|---------------------|--------------------------------|------------------|-----------------|
| Jacob Adams         | Taylor Broadway,               | Max Cioffi       | Justin Bench    |
| Colin Coates        | Parker Caracci,                | Tim Elko         | Kevin Graham    |
| Chase Cockrell      | Thomas Dillard, Will Ethridge, | Jordan Fowler    | Josh Hall       |
| Michael Fitzsimmons | Ray Falk, Greer Holston,       | Carl Gindl       | Kaleb Hill      |
| Connor Green        | Cooper Johnson,                | Tyler Keenan     | Gunnar Hoglund  |
| Ryan Olenek         | Grae Kessinger, Austin Miller, | Anthony Servideo | Knox Loposer    |
| Pierce Smith        | Tyler Myers, Hunter Nabors,    | Michael Spears   | Doug Nikhazy    |
|                     | Zack Phillips, Houston Roth,   |                  | Logan Savell    |
|                     | Cole Zabowski                  |                  | Jacob Steinberg |

PRONUNCIATION GUIDE

|                  |                  |
|------------------|------------------|
| Parker Caracci   | Cuh-RAY-see      |
| Max Cioffi       | CHO-fee          |
| Carl Gindl       | GIHN-dull        |
| Gunnar Hoglund   | HO-glund         |
| Grae Kessinger   | Gray KES-sing-er |
| Knox Loposer     | Luh-POSS-er      |
| Doug Nikhazy     | Nuh-KAY-zee      |
| Ryan Olenek      | Oh-LIN-nick      |
| Anthony Servideo | Sir-VID-ee-oh    |
| Cole Zabowski    | Zuh-BOW-ski      |
| ----             |                  |
| Mike Bianco      | Bee-AIN-co       |

# HEAD COACH MIKE BIANCO



|            |                |
|------------|----------------|
| HOMETOWN   | SEMINOLE, FLA. |
| ALMA MATER | LSU, 1989      |

NOTING NO. 5

- Longest tenured coach in baseball, football or men's basketball in the SEC.
- All-time wins leader at Ole Miss
- 4th all-time winningest coach in SEC history
- Winningest active coach in the SEC
- 15 postseason berths in 18 seasons
- 106 Rebels selected in MLB Draft in 18 seasons
- Coached 19 future MLB Rebels in 19 seasons
- Two SEC Tournament titles, one SEC Regular-Season title, three SEC Western Division titles
- LSU graduate; caught Ben McDonald, Russ Springer, Curtis Leskanic, John O'Donoghue, Chad Ogea and Paul Byrd, led Tigers to CWS semifinals in 1989
- Has five children: sons, Michael, Benjamin (sophomore for Louisville baseball), Andrew (freshman for LSU baseball) and Samuel (Louisiana baseball commit) and one daughter, Catherine.

Ole Miss named Mike Bianco head coach of the Rebel baseball program on June 7, 2000. Since then, Bianco has become the winningest head coach in program history and one of the top coaches in Southeastern Conference history while establishing Ole Miss as one of the premier programs in college baseball.

In 18 seasons leading the program, Bianco has delivered 15 postseason appearances, including five Super Regional berths and a trip to the College World Series in 2014. He has racked up 710 victories, holding a 710-412-1 (.633) record. Those wins are the most in Rebel baseball history and rank fifth all-time among coaches in the SEC. He also stands as the winningest and longest-active coach in the SEC among the three major men's sports of baseball, men's basketball and football. The Rebels have reached the 30-win plateau in each of Bianco's 18 seasons, including seven 40-win campaigns, proving that the Rebels don't rebuild under Bianco—they reload.

The Rebels posted three straight 40-win seasons from 2005-07 for the first time in school history and have hit the program record of 48 wins three times, most recently a 48-17 (.738) season in 2018, which came as the best win percentage by a Rebel team in the past 48 seasons.

To become the all-time winningest coach in Ole Miss history, Bianco passed Rebel legend Jake Gibbs with his 486th win on March 9, 2013, against Lipscomb in non-conference action. On March 6, 2016, he won his 600th game at Ole Miss to become just the ninth coach in SEC history to record at least 600 wins. On May 11, 2018, Bianco became just the fifth coach in history to record 700 wins with an SEC school, as well as earning his 800th career win with a victory over Auburn.

The winning tradition has led to a wealth of success in the nation's strongest baseball conference. Under Bianco, the Rebels have won four SEC Western Division titles, two SEC Tournament titles and one SEC regular-season championship, coming in 2009. Ole Miss captured the SEC Tournament title in 2006 and again in 2018. The Rebels also won the SEC West crown in 2018, becoming just the second in program history to win both a divisional and tournament title in the same season.

## AWARD-WINNING REBELS

On the field, Bianco has established a tradition of developing some of the nation's top players, as the Rebels have seen a combined 76 selections to All-America and Freshman All-America teams over the past 18 seasons. During the 2018 campaign, two Rebels earned Freshman All-America status in Tyler Keenan and Jordan Fowler, and closer Parker Caracci was selected to three different All-American teams. The feat marked the third consecutive season that Ole Miss has produced at least two Freshman All-Americans.

Ole Miss also became the first school to produce two different finalists for the Johnny Bench Award in consecutive seasons when Stuart Turner and Will Allen were named as finalists in 2013 and 2014, respectively. Turner claimed the award in 2013, becoming the first catcher in program history to be tabbed as the national catcher of the year. Nick Fortes carried on the tradition in 2018, earning a Johnny Bench Award semifinalist nod.

The Rebels have totaled 59 All-SEC nods under Bianco. Most recently, Ryan Olenek earned first-team honors in 2018, while Nick Fortes and Caracci were named to the second team. First baseman Cole Zabowski earned an All-Defensive Team nod, while Anthony Servideo was tabbed as an All-SEC freshman.

Bianco's Rebels have brought home a number of awards from the league office as well, including Stephen Head's SEC Player of the Year laurel in 2004, Drew Pomeranz earning SEC Pitcher of the Year honors in 2010 and the Rebels' trio of SEC Freshman of the Year winners: Seth Smith in 2002, Head in 2003 and Jordan Henry in 2007.

Bianco has also coached five C Spire Ferriss Trophy winners, given annually to the best college baseball player in Mississippi. Head won it in 2004, followed by Brian Pettway in 2005, Scott Bittle in 2008, Pomeranz in 2010 and Auston Bousfield in 2014.

The Rebels have also celebrated great academic success under Bianco. Five of his Rebels have been named CoSIDA Academic All-District. The SEC's First-Year Academic Honor Roll has included 59 Bianco-coached Rebels, while 194 student-athletes have been selected to the SEC Academic Honor Roll.

## PERSONAL BACKGROUND

Bianco's winning ways can be traced back to his playing days. After spending two seasons at Indian River (Fla.) Community College, he played two seasons for Skip Bertman at perennial national-power LSU in 1988 and 1989. He was the starting catcher and team captain for the Tigers' 1989 team that finished third at the College World Series in Omaha, Nebraska. He homered in LSU's 6-3 win over Miami (Fla.) in the 1989 CWS to help advance the Tigers to the semifinals.

Bianco, 51, was born May 3, 1967, and is a native of Seminole, Florida. He is married to the former Camille Marquette, and the couple has five children: sons, Michael, Benjamin, Andrew and Samuel, and one daughter, Catherine.

Bianco was inducted into the Indian River Community College Hall of Fame in 2003. He was also named to the All-Alex Box Omaha Era Team by LSU in 2008. In 2010, Bianco was inducted into the Seminole High School Hall of Fame.

# RECORD BREAKDOWN

OVERALL (22ND SEASON)

AT OLE MISS (19TH SEASON)

837-497-1 (.628)

737-426-1 (.634)

## YEAR-BY-YEAR RECORDS

| Year  | School        | W-L       | Conf.   | NCAA           |
|-------|---------------|-----------|---------|----------------|
| 1998  | McNeese State | 30-26     |         | --             |
| 1999  | McNeese State | 31-25     |         | --             |
| 2000  | McNeese State | 39-20     |         | Regional       |
| 2001  | Ole Miss      | 39-23-1   | 17-13   | Regional       |
| 2002  | Ole Miss      | 37-19     | 14-16   | --             |
| 2003  | Ole Miss      | 35-27     | 17-13   | Regional       |
| 2004  | Ole Miss      | 39-21     | 18-12   | Regional       |
| 2005  | Ole Miss      | 48-20     | 18-12   | Super Regional |
| 2006  | Ole Miss      | 44-22     | 17-13   | Super Regional |
| 2007  | Ole Miss      | 40-25     | 16-14   | Super Regional |
| 2008  | Ole Miss      | 39-26     | 15-15   | Regional       |
| 2009  | Ole Miss      | 44-20     | 20-10   | Super Regional |
| 2010  | Ole Miss      | 39-24     | 16-14   | Regional       |
| 2011  | Ole Miss      | 30-25     | 13-17   | --             |
| 2012  | Ole Miss      | 37-26     | 14-16   | Regional       |
| 2013  | Ole Miss      | 38-24     | 15-15   | Regional       |
| 2014  | Ole Miss      | 48-21     | 19-11   | CWS            |
| 2015  | Ole Miss      | 30-28     | 15-14   | Regional       |
| 2016  | Ole Miss      | 43-19     | 18-12   | Regional       |
| 2017  | Ole Miss      | 32-25     | 14-16   | --             |
| 2018  | Ole Miss      | 48-17     | 18-12   | Regional       |
| 2019  | Ole Miss      | 27-14     | 10-8    |                |
| Total | 22 Seasons    | 837-497-1 | 304-253 |                |

## BIANCO VS. 2019 OPPONENTS

| Team                | Wins | Losses | Ties | Percentage |
|---------------------|------|--------|------|------------|
| Alabama             | 35   | 29     | 0    | .547       |
| Arkansas            | 36   | 28     | 0    | .563       |
| Arkansas-Pine Bluff | 10   | 0      | 0    | 1.000      |
| Arkansas State      | 28   | 10     | 0    | .737       |
| Auburn              | 34   | 27     | 0    | .557       |
| ECU                 | 3    | 1      | 0    | .750       |
| Florida             | 27   | 20     | 0    | .574       |
| Kentucky            | 29   | 18     | 0    | .617       |
| Little Rock         | 13   | 2      | 0    | .867       |
| Long Beach State    | 5    | 1      | 0    | .833       |
| Louisville          | 5    | 7      | 0    | .417       |
| LSU                 | 30   | 36     | 0    | .455       |
| Memphis             | 27   | 11     | 0    | .711       |
| Mississippi State   | 37   | 39     | 0    | .487       |
| Missouri            | 7    | 6      | 0    | .538       |
| North Alabama       | 0    | 1      | 0    | .000       |
| Southern Miss       | 19   | 20     | 0    | .487       |
| Tennessee           | 28   | 17     | 0    | .622       |
| Texas A&M           | 11   | 9      | 0    | .550       |
| Tulane              | 9    | 7      | 0    | .563       |
| UAB                 | 5    | 2      | 0    | .714       |
| UT Martin           | 9    | 0      | 0    | 1.000      |
| Wright State        | 7    | 4      | 0    | .636       |

## RECORD BREAKDOWN

| Category                  | Record (Pct)     |
|---------------------------|------------------|
| Home                      | 476-171-1 (.735) |
| Road                      | 198-191 (.509)   |
| Neutral                   | 63-61 (.508)     |
| vs. SEC Teams             | 337-285 (.543)   |
| vs. SEC West              | 182-162 (.531)   |
| vs. SEC East              | 161-125 (.563)   |
| In SEC Games              | 304-253 (.547)   |
| SEC Tournament            | 28-26 (.518)     |
| NCAA Regionals            | 25-21 (.543)     |
| NCAA Super Regionals      | 5-9 (.357)       |
| NCAA College World Series | 2-2 (.500)       |
| Non-Conference Foes       | 394-138-1 (.740) |
| In February               | 123-30 (.804)    |
| In March                  | 246-119-1 (.674) |
| In April                  | 205-132 (.610)   |
| In May                    | 134-116 (.536)   |
| In June                   | 26-24 (.520)     |
| One Run Games             | 155-125 (.556)   |
| Two Run Games             | 100-66 (.600)    |
| Extra-Inning Games        | 41-31 (.578)     |



# TEAM NOTES

## BIANCO CLIMBING RECORD BOOKS

When Ole Miss defeated Auburn on Friday night, head coach Mike Bianco moved one win shy of former South Carolina head coach Ray Tanner, now Athletic Director at the school, for third place in the SEC coaching record books at 738.

On Friday, April 5, Ole Miss turned in a dominant 12-4 win over Florida to deliver Bianco's 300th win in SEC play.

## CLOSE DEFEATS

All of the Rebels' 14 losses have come by four runs or fewer, and 12 have come by three runs or fewer.

## KEEPING IT CLEAN

Ole Miss is 15-4 on the season when it doesn't make an error.

## AHEAD OF THE GAME

Ole Miss is 17-5 on the season when it scores the game's first run. The Rebels are 14-5 when they score in the first inning.

## UNDER THE LIGHTS

Ole Miss is 11-3 in night games this season.

## MENTIONABLE HONORS

Ole Miss earned four preseason All-SEC honors, the most in Rebel baseball history and tied for the most in the conference this season. Six of the Rebels' starting nine offensive players carry either 2019 preseason or 2018 postseason honors into the start of the season. Full awards list on page 10.

### 2019 Weekly Honors

Thomas Dillard - SEC Player of the Week (Week 2), Golden Spikes Award Performance of the Week (Week 2), NCBWA National Hitter of the Week (Week 2), Collegiate Baseball National Player of the Week (Week 2)  
Ryan Olenek - Collegiate Baseball National Player of the Week (Week 3)  
Doug Nikhazy - SEC Freshman of the Week (Week 8)

## THE GOVERNOR'S CUP

Aside from their conference series, Ole Miss and Mississippi State have played in a neutral-site rivalry game each season since 1980. The series, led 21-18 by MSU over the past 39 years, began as the Mayor's Trophy game, but was changed to the Governor's Cup in 2007.

Started in 1980 by then Jackson Mayor Dale Danks Jr., the Mayor's Trophy game has been one of the most anticipated matchups of the college baseball season. In the first 25 editions the game drew an average of 4,887 fans per game. The 1995 contest drew a series record of 6,712 fans as the Rebels defeated the Bulldogs 5-4.

Beginning in the 2007 season, the non-conference meeting between the two teams moved to Trustmark Park in Pearl, Miss., and began anew as the two teams now compete for the Governor's Cup.

As was the case with the Mayor's Trophy game, the two teams alternate serving as the designated home team. Ole Miss was the home team in the inaugural game on April 17, 2007. Ole Miss is the home team in the 2019 edition of the contest.

# ACROSS THE SEC

## SEC STANDINGS

| School         | SEC    | (Eastern) |         | Pct. | Last 10 | Strk |
|----------------|--------|-----------|---------|------|---------|------|
|                |        | Pct.      | Overall |      |         |      |
| Georgia        | 13-5   | .722      | 33-8    | .805 | 8-2     | W5   |
| Vanderbilt     | 12-6   | .667      | 31-9    | .775 | 7-3     | W4   |
| Tennessee      | 9-9    | .500      | 30-11   | .732 | 8-2     | W4   |
| Missouri       | 7-10-1 | .417      | 26-15-1 | .631 | 6-4     | L3   |
| Florida        | 7-11   | .389      | 26-16   | .619 | 5-5     | L2   |
| South Carolina | 5-13   | .278      | 23-17   | .575 | 5-5     | L1   |
| Kentucky       | 4-14   | .222      | 20-20   | .500 | 4-6     | L3   |

| School            | SEC    | (Western) |         | Pct. | Last 10 | Strk |
|-------------------|--------|-----------|---------|------|---------|------|
|                   |        | Pct.      | Overall |      |         |      |
| Arkansas          | 12-6   | .667      | 30-10   | .750 | 8-2     | W5   |
| Texas A&M         | 11-6-1 | .639      | 29-12-1 | .702 | 5-5     | W1   |
| LSU               | 11-7   | .611      | 26-15   | .634 | 4-6     | W2   |
| Ole Miss          | 10-8   | .556      | 27-14   | .659 | 6-4     | L1   |
| Auburn            | 10-8   | .556      | 26-14   | .650 | 3-7     | W1   |
| Mississippi State | 10-8   | .556      | 32-9    | .780 | 6-4     | L3   |
| Alabama           | 4-14   | .222      | 24-17   | .585 | 3-7     | L3   |

## PLAYER OF THE WEEK

|                |                                       |
|----------------|---------------------------------------|
| Feb. 18        | Austin Martin, Vanderbilt             |
| <b>Feb. 25</b> | <b>Thomas Dillard, Ole Miss</b>       |
| Mar. 4         | T.J. Hopkins, South Carolina          |
| Mar. 11        | Tucker Maxwell, Georgia               |
| Mar. 18        | Elijah MacNamee, Mississippi State    |
| Mar. 25        | Jordan Westburg, Mississippi State    |
| Apr. 1         | Chris Reid, LSU/JJ Bleday, Vanderbilt |
| Apr. 8         | Josh Smith, LSU                       |
| Apr. 15        | T.J. Collett, Kentucky                |
| Apr. 22        | Casey Martin, Arkansas                |
| Apr. 29        |                                       |
| May 6          |                                       |
| May 13         |                                       |
| May 20         |                                       |

## PITCHER OF THE WEEK

|         |  |
|---------|--|
| Feb. 18 | John Doxakis, Texas A&M                |
| Feb. 25 | Zach Linginfelter, Tennessee           |
| Mar. 4  | Tanner Burns, Auburn                   |
| Mar. 11 | Jack Owen, Auburn                      |
| Mar. 18 | Christian Roa, Texas A&M               |
| Mar. 25 | Drake Fellows, Vanderbilt              |
| Apr. 1  | Zack Thompson, Kentucky                |
| Apr. 8  | Sam Finnerty, Bama/Tony Loyce, Georgia |
| Apr. 15 | Garrett Stallings, Tennessee           |
| Apr. 22 | Emerson Hancock, Georgia               |
| Apr. 29 |  |
| May 6   |  |
| May 13  |  |
| May 20  |  |

## FRESHMAN OF THE WEEK

|               |  |
|---------------|--|
| Feb. 18       | Jaden Hill, LSU  |
| Feb. 25       | JT Ginn, Mississippi State/Kendrick Calilao, Florida   |
| Mar. 4        | JT Ginn, Mississippi State/Brett Kerry, South Carolina |
| Mar. 11       | Ty Coleman, Texas A&M                                  |
| Mar. 18       | Kendrick Calilao, Florida                              |
| Mar. 25       | Jacob Nesbit, Arkansas                                 |
| Apr. 1        | Christian Scott, Florida                               |
| <b>Apr. 8</b> | <b>Doug Nikhazy, Ole Miss</b>                          |
| Apr. 15       | Kumar Rocker, Vanderbilt                               |
| Apr. 22       | Cole Henry, LSU/Connor Noland, Arkansas                |
| Apr. 29       |  |
| May 6         |  |
| May 13        |  |
| May 20        |  |

# REBELS IN THE RANKINGS

|                     | Pre. | W1 | W2 | W3 | W4 | W5 | W6 | W7 | W8 | W9 | W10 | W11 | W12 | W13 | W14 | W15 | Final |
|---------------------|------|----|----|----|----|----|----|----|----|----|-----|-----|-----|-----|-----|-----|-------|
| Baseball America    | 13   | 13 | 13 | 12 | 12 | 18 | 22 | 20 | 15 | 18 | 23  | -   | -   | -   | -   | -   | -     |
| Collegiate Baseball | 11   | 13 | 17 | 18 | 19 | 28 | NR | NR | 16 | 17 | 22  | -   | -   | -   | -   | -   | -     |
| D1Baseball          | 10   | 10 | 10 | 10 | 9  | 18 | 24 | 18 | 11 | 15 | 19  | -   | -   | -   | -   | -   | -     |
| Perfect Game        | 10   | 10 | 10 | 9  | 7  | 15 | 21 | 19 | 10 | 11 | 17  | -   | -   | -   | -   | -   | -     |
| NCBWA               | 11   | 16 | 17 | 15 | 12 | 20 | 25 | 19 | 15 | 17 | 19  | -   | -   | -   | -   | -   | -     |
| USA Today/ESPN      | 10   | 10 | 10 | 13 | 8  | 20 | 22 | 18 | 15 | 17 | 19  | -   | -   | -   | -   | -   | -     |
| RPI                 | -    | -  | -  | -  | 32 | 28 | 48 | 30 | 20 | 25 | 28  | -   | -   | -   | -   | -   | -     |

# PROBABLE STARTERS

## TUESDAY



**LHP Zack Phillips**  
Jr. | Texarkana, Ark.  
4-1, 4.58 ERA, 35 K, 15 BB



**RHP Peyton Plumlee**  
Jr. | Olive Branch, Miss.  
2-3, 4.08 ERA, 39 K, 19 BB



## PHILLIPS NOTES

- Making ninth career start
- Last start: 6.0 IP, 3 H, 2 R, 2 BB, 6 K in W vs. Mem.
- Ole Miss is 3-0, has outscored opponents 41-4 during Phillips' midweek starts.
- Started combined no-hitter 3/20 vs. UAPB
- Opened season as Saturday starter; Made first midweek start Wednesday vs. UAPB
- Played two years at Grayson CC in Texas
- Went 10-1 as a starter with a 2.70 ERA; All-Conference and All-Region First Team honors
- Held opposing batters to a .138 batting average while striking out 11 in 10 innings of work this spring

# THE BULLPEN



**RHP Parker Caracci**  
R-Jr. | Jackson, Miss.  
1-2, 8 SV, 2.60 ERA, 25 K, 9 BB, 17.1 IP

- Had 14.1 IP scoreless streak snapped Sat. at Aub
- Preseason All-America, All-SEC
- 2018 MLB Draft Pick (R37 - Toronto)
- 2018 USA Baseball Collegiate National Team; Posted 0.00 ERA, in 9.2 inn. for Team USA
- 2018 All-America Second Team (Baseball America, D1Baseball); All-SEC Second Team; Midseason All-American (Perfect Game, D1Baseball)
- Went 5-2 with 10 saves, a 2.25 ERA and 73 K in 48.0 IP in 2018



**RHP Houston Roth**  
Jr. | Oxford, Miss.  
1-1, 5.75 ERA, 26 K, 10 BB, 20.1 IP

- Overcame injury to non-throwing shoulder in preseason
- Earned first win of 2019 in relief vs. Arkansas St.
- 2017 Freshman All-American (Collegiate Baseball)
- 2017, 2018 SEC Academic Honor Roll
- Had a team-high 13 K in spring scrimmages
- Started 2018 SEC Champ. game vs. LSU, going 4.1 IP with 4 K
- Honorable Mention All-American (Perfect Game); All-USA Mississippi (USA Today); Dandy Dozen (Clarion-Ledger) out of Oxford HS



**LHP Kaleb Hill**  
Fr. | Pine Bluff, Ark.  
0-0, 6.75 ERA, 12 K, 6 BB, 9.1 IP

- Went 2.0 IP in combined no-hitter Wed. vs. UAPB
- Strong collegiate debut vs. WSU (2/16): 2.0 IP, with one run allowed on one hit w/ 2 Ks, 1 BB
- 2018 MLB Draft Selection (39th Round - Cleveland Indians)
- Had a career ERA under 1.00 in high school at 0.92, including 184 strikeouts and a career batting average against of just .123



**RHP Max Cioffi**  
So. | Chicago, Ill.  
1-1, 3.24 ERA, 34 K, 7 BB, 25.0 IP

- Fourth on team with 34 strikeouts
- Was outstanding in 2019 debut, going 3.2 scoreless with just one hit allowed (.091 opponent batting average) while striking out five and walking one (2/16 vs. WSU)
- 14 relief appearances as frosh., 23.0 IP with a 1.96 ERA, the lowest of all Rebel pitchers with more than one IP
- Went 12.1 scoreless IP before allowing the 1st run of college career



**RHP Austin Miller**  
Jr. | North Liberty, Iowa  
3-0, 2 SV, 1.45 ERA, 44 K, 11 BB, 37.1 IP

- 2nd on team with 44 strikeouts, .167 BA against
- First arm out of the Rebel bullpen in 2019; Excellent outing, going 3.1 innings with one run allowed on three hits with 2 Ks and 0 BB
- Had a 7.33 K/BB ratio in 2018
- Made 12 relief app. with a 4.02 ERA in 15.2 innings of work last year
- Had a team-low 0.56 WHIP on the mound this spring



**RHP Tyler Myers**  
Jr. | Houston, Texas  
2-0, 3.25 ERA, 24 K, 5 BB, 27.2 IP

- Turned in 10 straight scoreless IP 3/13-3/31
- K/BB ratio: 4.8
- Played for two years at Paris JUCO in Texas
- Went 39.2 innings in 2018 with a 2.49 ERA and 35 strikeouts before he was named to the 2018 NCAA Texas / New Mexico All-Star game
- Was named 1st team All-District pitcher and team MVP in 2015 before being selected to play in the Houston Area Baseball All-Star game



**LHP Jordan Fowler**  
So. | Union City, Tenn.  
1-0, 6.75 ERA, 17 K, 9 BB, 17.1 IP

- Win 3/19 vs. UAPB moved him to No. 1 in Ole Miss history for career win pct. (8-0, 1.000)
- 2018 Freshman All-American (Collegiate Baseball, NCBWA)
- 2017 MLB Draft Selection (R25 - Texas Rangers)
- Combined with four others for two-hitter vs. Georgia St. on 3/14/18
- Tied single-season freshman record with seven straight wins
- Tied single-season program record with 1.000 win percentage



**RHP Taylor Broadway**  
Jr. | Cypress, Texas  
1-0, 7.02 ERA, 17 K, 3 BB, 16.2 IP

- Closed out combined no-hitter 3/20 vs. UAPB
- K/BB ratio: 5.7
- Excellent second appearance as a Rebel Tuesday vs. UT Martin; 2.0 IP, 1 H, 0 BB, 0 R, 3 K
- Made Rebel debut in Game 2 vs. Wright State;
- Allowed three runs on three hits with 2 BB, 1 K
- 2017 NCAA DIII Player of the Year, 1st Team All-American for Tyler JC



**RHP Connor Green**  
Sr. | Collierville, Tenn.  
3-2, 4.58 ERA, 20 K, 9 BB, 19.2 IP

- Earned 1st career win Sunday at Tulane
- Earned 2nd career win Tuesday vs. UT Martin
- Made nine relief appearances in 2018
- Allowed five runs on 11 hits in 12.0 innings of work for a 3.75 ERA, while striking out nine
- Three straight appearances without allowing a hit against Memphis, Southern Miss and Arkansas State last year

# PITCHING NOTES

## STARTING OFF

Ole Miss must replace its entire weekend starting rotation as Ryan Rolison (1st Round), Brady Feigl (5th Round) and James McArthur (12th Round) were all selected in the 2018 MLB Draft.

## GOOD WILL PITCHING

Will Ethridge earned the Friday night role after posting the team's best ERA over the offseason. The junior out of Lilburn, Georgia, posted a minuscule 0.60 ERA in the fall with 18 strikeouts compared to four walks (4.50 K/BB). He kept it going in the spring, holding opposing hitters to two runs over 11 innings for a 1.67 ERA.

Ethridge missed his second start of the season at Tulane with a blister, but aside from that hiccup, he has been every bit of the Friday night ace the Rebels hoped for.

Ethridge turned in the best start of his career Friday night against Kentucky, going 7.0 scoreless innings with just three hits allowed, no walks and 11 strikeouts in the Rebels' 8-2 victory.

## NIKHAZY FLIRTS WITH NO-NO

Freshman lefty Doug Nikhazy has moved into the Saturday night role and didn't disappoint in his first weekend start and first SEC start. Nikhazy took a no-hitter into the seventh inning and exited after 7.2, having allowed no runs on two hits. Parker Caracci closed out the win, and the two combined a two-hit shutout. Nikhazy became the first Rebel freshman to start a shutout in SEC play since Drew Pomeranz on April 5, 2008, against Vanderbilt.

The lefty out of Windermere, Florida, was named SEC Freshman of the Week after shutting down Florida this past week, going 6.0 innings with just one run allowed and six strikeouts.

Prior to his SEC starting debut, Nikhazy was called upon for two tough midweek starts against ranked opponents, No. 14 ECU and No. 7 Louisville. In those starts, Nikhazy allowed three runs in each game, yielding four hits against ECU and five against Louisville, going a total of 11 innings between the two starts, striking out 12. In six relief appearances, Nikhazy has allowed only two runs over 6.1 innings.

## FAB FRESHMAN

The final starting role was taken by highly touted freshman Gunnar Hoglund. Hoglund was drafted in the first round of the 2018 MLB Draft by the Pittsburgh Pirates but elected to come to Oxford. The rookie out of Hudson, Florida, has lived up to his billing thus far. His fall ERA was second only to Ethridge at 1.23 over 14.2 innings of work. He was outstanding in the spring as well, posting a 6.0 strikeout-to-walk ratio, going 8.2 innings without issuing a free pass. Before his final start of the spring, he allowed just two earned runs.

## CLOSING TIME

Parker Caracci had a breakout 2018 season that ended in All-America honors and a selection in the 37th round of the MLB Draft by the Toronto Blue Jays. However, Caracci elected to return for his redshirt-junior campaign, and he has worked his way back to top form going into the season. Caracci pitched for the USA Baseball Collegiate National Team over the summer, posting a perfect 0.00 ERA with two saves and an opposing batting average of .094 in 9.2 innings of work. Heading into the season, Caracci is a first-team All-American according to Perfect Game, in addition to four other All-America nods. He's also All-SEC Second Team and is on the NCBWA Stopper of the Year Award Watch List.

After a slow start to 2019, Caracci has caught fire with the start of SEC play. Caracci went eight straight outings without allowing a run. His streak spanned 13.1 innings, in which he allowed just six hits with three walks, while striking out 19.

## MILLER TIME

Along with Parker Caracci, Austin Miller has been the top shutdown arm out of the bullpen for Ole Miss this season. He has made a team-high 19 appearances in relief and is second on the team with 44 strikeouts compared to just 11 walks, four of which have come as intentional walks. The junior out of North Liberty, Iowa, hasn't allowed a run in his last five outings and has totaled 14 scoreless outings on the season. Miller's scoreless streak is at 9.1 innings, in which he has allowed just two hits with three walks and 11 strikeouts.

# THE BULLPEN



**RHP Ryan Olenek**

Sr. | Winter Park, Fla.

0-0, 2.25 ERA, 5 K, 2 BB, 4.0 IP

- Third career app: 3/13 at Louisville: Pitched perfect eighth inning, retiring three straight, 1 K.
- Second career app: 2/26/19 vs. UT Martin; Pitched flawless 9th inning, retiring three straight batters, striking out two

• First career app: 6/4/18 in Oxford Regional vs. Tennessee Tech; 0.2 with just one baserunner allowed on a walk.

• Posted 1.14 ERA his senior year of high school

• Posted 0.00 ERA in two appearances during spring scrimmages

## OLE MISS PITCHING COACHES



**MIKE BIANCO**

Mound Visits/Pitch Calling



**CARL LAFFERTY**

Bullpen

# PROBABLE STARTERS



## SS Grae Kessinger

Jr. | Oxford, Miss.

.348 BA, 48 R, 13 2B, 4 HR, 33 RBI

- Has reached base in 29 straight games
- Vs. SEC: .453/.506/.680, 19 R, 21 RBI, 11 XBH
- No. 3 in SEC, 17th nationally with 48 runs scored
- Leads SEC in hits, RBI, BA, TB, slugging in SEC play

- 2017, 2018 SEC Academic Honor Roll; 3.58 GPA in managerial finance
- 2016 MLB Draft Pick - 26th Round (San Diego Padres)
- Grandson of Don Kessinger, six-time MLB All-Star and Ole Miss All-American/Former Coach. Dad and uncle played BSB at Ole Miss.



## CF Ryan Olenek

Sr. | Winter Park, Fla.

.370 BA, 32 R, 11 2B, 1 HR, 26 RBI

- Probable with hip injury
- No. 5 in the SEC in batting average
- Fifth all-time in Ole Miss history with 51 doubles
- Week 3 Collegiate Baseball National Player of the Week

- 2019 Preseason All-American (Collegiate Baseball)
- 2018 MLB Draft Pick - R17 (Giants)
- 2018 C Spire Ferriss Trophy Finalist; All-SEC First Team
- Utility man has played CF, RF, LF, 3B, 2B, SS, DH w/ three P appearance.
- Excellent athlete; Three-time Omaha Challenge winner



## 1B Cole Zabowski

Jr. | Lawrenceville, Ga.

.316 BA, 33 R, 9 2B, 9 HR, 38 RBI

- Had 14-gm hitting streak snapped Sat. at Auburn
- 5th in SEC in slugging in conference play
- 3rd in conference w/ 6 HR in SEC games
- 2019 Preseason All-SEC First Team

- 2018 SEC All-Defensive Team, Gold Glove Award Finalist
- 2017, 2018 SEC Academic Honor Roll
- Hit .300 with eight doubles, 10 HR and .481 slugging pct. in 2018



## LF Thomas Dillard

Jr. | Oxford, Miss.

.317 BA, 40 R, 5 2B, 9 HR, 36 RBI

- No. 4 in SEC in on-base percentage (.467)
- No. 10 in the nation, 2nd in SEC with 39 walks
- SEC POTW; Collegiate Baseball National POTW; NCBWA Hitter of the Week; Golden Spikes POTW

- 2019 Preseason All-American (D1 Baseball)
- 2018 SEC All-Tournament Team; College Home Run Derby (3rd place)
- 2017, 2018 SEC Academic Honor Roll & Community Service Team
- Grandfather, Wilson, played HB for Ole Miss football team (1949-52)
- 2015 UA, PG, USA Today All-American; Mississippi Mr. Baseball



## 3B Tyler Keenan

So. | Clayton, N.C.

.303 BA, 25 R, 4 2B, 10 HR, 51 RBI

- No. 9 in the nation, 2nd in SEC with 51 RBI
- 2019 Preseason All-SEC Second Team
- 2018 Freshman All-American (Coll. Baseball, PG)
- Only freshman in SEC to win Player of the Week in 2018, second Rebel frosh ever to win POTW

- Back-to-back SEC Freshman of the Week (Apr. 2, Apr. 9)
- Outstanding defensive 3B; Made just five errors as a freshman
- Led OM with .432 batting average, 8 home runs, 21 RBI this fall



## 2B Jacob Adams

Sr. | Conway, Ark.

.217, 15 R, 2 2B, 0 HR, 10 RBI

- 2018 NCAA Oxford Regional All-Tournament Team
- Will share starting role at second base
- Excellent defender; Made just 3 E (.983) in 2018
- Hit .257 with 7 1B, 1 3B, 3 HR and 7 SB in 2018

- Homered in SEC Tournament win over Auburn, went 1-for-3 with a double in championship game victory over LSU
- Had RBI triple, run scored in NCAA Regional win over Saint Louis
- Played two seasons at Crowder College; Led team to NJCAA World Series
- All-State, 7A State Runner-Up out of Conway HS



## RF Anthony Servideo

So. | Jupiter, Fla.

.290 BA, 41 R, 5 2B, 0 HR, 17 RBI

- Vs. SEC: .317/.397/.350, 18 R, 3B, 8 SB
- Fourth in SEC with 17 stolen bases
- Has hits in 11 of last 14 games
- Scored a run in last five games

- 2018 SEC All-Freshman Team (2B)
- 2017 Honorable Mention All-American (PG); 9A-9 Player and Hitter of the Year out of Jupiter HS
- Cal Ripken League All-Star, Hit .391 for Baltimore Redbirds this summer



## DH/IF Kevin Graham

Fr. | O'Fallon, Mo.

.270 BA, 12 R, 4 2B, 5 HR, 17 RBI

- Hit fifth career HR Sunday vs. Kentucky
- First five starts: .313/.450/.750, 3 runs, 5 hits, 2 doubles, a triple, a home run and 5 RBI
- Made first career start Friday (3/10) vs. UAB; Hit home run in first at-bat as starter for first career hit

- Led Ole Miss with .389 batting average this spring
- Conference Player of the Year, All-Missouri First Team (USA Today) out of Westminster Christian Academy
- Grandfather, Cal Neeman, played for Chicago Cubs



## C Cooper Johnson

Jr. | Mundelein, Ill.

.283 BA, 20 R, 8 2B, 5 HR, 18 RBI

- Three of 5 HR this season have come in 9th inn.
- Named to Buster Posey Award Watch List
- Has thrown out 14 runners this season (leads SEC)
- Fewest stolen bases allowed in the SEC (11)

- 2016 MLB Draft Selection (R26 - Cincinnati)
- Elite defensive catcher; Has thrown out 30 baserunners in OM career
- UA, PG, All-American; USA Baseball U18 World Cup Gold Medalist; Top-ranked prospect in Illinois out of Carmel Catholic HS

# RESERVES



## DH Tim Elko

So. | Lutz, Fla.

.167 BA, 7 R, 2 2B, 2 HR, 8 RBI

- Hit first career triple Wednesday vs. UAPB
- Moved from 3B to OF in offseason
- Could still see time at corner infield
- Had team's second-highest batting average

- (.387) this spring with one home run, four doubles
- Hit first career HR at Georgia State (3/14/18)
- No. 69 prospect in the nation and Perfect Game All-American out of Hillsborough HS; 2017 PG Florida HS Dream Team
- Member of FCA and NHS, Hillsborough HS Vice President



## OF Carl Gindl

So. | Cantonment, Fla.

.269 BA, 10 R, 1 2B, 0 HR, 5 RBI

- Scored from 2nd on a sac fly vs. UT Martin
- Fastest player on roster; Posted 2.60-sec 20-yard dash, 6.42-sec 60-yard dash in 2018 Omaha Challenge
- Tied for team lead with .432 batting average, lead team with six doubles this fall

- Cal Ripken League All-Star, Championship Series MVP; hit .383 for Baltimore Redbirds this summer
- All-American (Louisville Slugger, Collegiate Baseball); No. 84 prospect in Florida out of Pensacola Catholic HS



## OF/DH Chase Cockrell

Sr. | Bastrop, La.

.237 BA, 11 R, 5 2B, 0 HR, 11 RBI

- 2019 Preseason All-SEC Second Team
- 2018 Dick Howser Trophy Semifinalist
- Hit .317 with nine HR, 38 RBI, 37 R in 2018
- Moved to outfield in offseason, may also see time at corner infield; Hit .371 with 3 HR, 8 RBI in preseason scrimmages

- Had two multi-homer games in 2018 (3/11 vs. EIU; 5/6 at USC)
- Homered in 7-0 SEC Tournament win over Auburn
- Played freshman season at Hinds CC (.335 BA, 45 R, 19 2B, 6 HR)
- All-State First Team as senior at Oak Grove (La.) HS



## OF Josh Hall

Fr. | Birmingham, Ala.

.263 BA, 10 R, 0 2B, 1 HR, 4 RBI, 6 SB

- Made first 4 starts last week; Had a hit in 3 gms
- National high school record holder with 224 career stolen bases out of Homewood HS
- Hit over .400 all four years of high school

- Three-time HS All-American (Collegiate Baseball)
- Alabama 6A Player of the Year; Hit .500 as a senior
- Finished second overall in 2018 Omaha Challenge; Tied for fastest 20-yard dash (2.60 seconds), Third-fastest 60-yard dash (6.52 seconds)



## IF Michael Fitzsimmons

R-Sr. | Eads, Tenn.

.115 BA, 3 R, 0 2B, 0 HR, 1 RBI

- 2019 Team Captain
- Earned the nickname "Pinch Hit Prince" for prowess off the bench; Hit pinch-hit grand slam at Texas A&M (3/23/18); Hit pinch-hit dagger home run vs.

- LSU in SEC Tournament Championship
- Highest batting average on the team in 2018
- Led Rebels in pinch hits (5) with .333 BA as pinch hitter in 2017
- Father, Mike, played football at Ole Miss



## C Knox Loposer

Fr. | Madison, Miss.

.243 BA, 9 R, 2 2B, 1 HR, 8 RBI

- Hitting .462 with RISP
- Hit the second-most HR (4) on the team this fall, finishing with .273 batting average in 44 at-bats
- Eased back into action this spring after sustaining

- broken foot in the fall
- High Honorable Mention All-American (Perfect Game), All-Conference First Team out of Jackson Prep



# OFFENSIVE NOTES

## SWAYZE SHOWER SEASON

With 47 home runs on the season, Ole Miss ranks 19th nationally and 4th in the SEC. The Rebels are averaging 1.15 home runs per game, good for 26th in the nation and third in the conference.

## REBS ARE RUNNIN'

Ole Miss is No. 13 in the nation and No. 3 in the SEC with 317 runs scored on the season. The Rebels are averaging 7.7 runs per game, good for 17th nationally and third in the conference.

## CROOKED NUMBERS

Ole Miss has scored 3 or more runs in an inning 42 times this season. The Rebels have had 18 three-run innings, 9 four-run innings, 7 five-run innings, 3 six-run innings, 2 seven-run innings, 2 eight-run innings and one nine-run inning.

## DOUBLE DIGITS

Ole Miss scored in double figures 15 times this season, including a season-high of 25 against UAPB. Ole Miss reached double figures in all three games of the Florida series. The Rebels have reached double figures in hits 18 times, including a season high of 21 against UAPB and 20 in Game 2 against Florida.

## TK, THE RBI MACHINE

Tyler Keenan had a tremendous rookie campaign, earning Freshman All-American honors, as well as an All-SEC Second Team nod going into 2019—and he has shown no signs of a sophomore slump.

Keenan is No. 9 in the nation and No. 2 in the SEC in RBI with 51 on the year. His 1.24 RBI/game average is also second in the conference and is 26th nationally.

## BIG GAME GRAE

Junior Grae Kessinger has been on fire since the start of SEC play. He has hits in 20 of 25 games since league play started and has reached base in 29 straight games.

He leads the SEC in hits, RBI, batting average, total bases and slugging percentage in league play. He's slashing .453/.506/.680 in conference games with 19 runs scored, 21 RBI and 11 extra-base hits (8 doubles, 3 HR).

## OLEEEEEY, OLEY, OLEY, OLEY

Ryan Olenek picked up where he left off in 2018, when the senior out of Winter Park, Florida, hit .350 and earned All-SEC First Team honors. In addition to being named a Preseason All-American by Collegiate Baseball, in Week 3 of 2019, Olenek was named a National Player of the Week by the Publication.

Olenek has hits in 28 of 36 games this season and is fifth in the SEC in batting average. Adding 11 doubles already this season, Oley has 51 doubles in his Rebel career, tying David Dellucci and Burney Hutchinson for fifth in Rebel history. He is nine shy of the all-time record of 60, owned by Brad Henderson.

## DILLY DILLY!

Thomas Dillard's incredible start to the 2019 season drew some major national recognition as the junior slugger swept the national awards in Week 2.

## Dillard's Week 2 Honors

- SEC Player of the Week
- Collegiate Baseball National Player of the Week
- NCBWA National Hitter of the Week
- Golden Spikes Award Performance of the Week

## CATCHER U

Junior Cooper Johnson is off to an excellent start to 2019 and is poised to be the next in a line of prolific catchers to play for head coach Mike Bianco. Johnson has just two passed balls in 33 games played and has erased 15 would-be base stealers, the most in the SEC. He has also allowed the fewest stolen bases (12) among starting catchers in the SEC.

Johnson was named to the Buster Posey Award Watch List (formerly known as the Johnny Bench Award), given annually to the best catcher in college baseball.

# RESERVES



## IF Justin Bench

Fr. | Redington Beach, Fla.  
.250 BA, 1 R, 0 2B, 0 HR, 2 RBI

- Out with fractured hand
- Led all freshmen with .342 batting avg. this fall
- Hit .258 with three runs scored this spring
- Will provide depth in middle infield

• Strong defender; made only one error from sophomore to senior seasons at Calvary Christian HS

## OLE MISS HITTING COACHES



**MIKE CLEMENT**

Infielders/3rd Base Coach



**MARC MACMILLAN**

Outfielders/1st Base Coach

## TEAM OFFENSIVE RANKINGS (TOP 50)

| Category           | NCAA Rank | SEC Rank | Total |
|--------------------|-----------|----------|-------|
| Runs.....          | 13        | 3        | 317   |
| Walks.....         | 15        | 3        | 219   |
| Runs/Game .....    | 17        | 3        | 7.7   |
| On-Base Pct. ....  | 19        | 2        | .403  |
| Home Runs .....    | 19        | 4        | 47    |
| HR/Game.....       | 26        | 3        | 1.15  |
| Hits .....         | 30        | 5        | 406   |
| Stolen Bases.....  | 32        | 3        | 69    |
| Slugging Pct. .... | 34        | 4        | .455  |
| Batting Avg. ....  | 37        | 4        | .293  |
| SB/Game.....       | 38        | 3        | 1.68  |

THE LAST TIME OLE MISS...

|  |   |
|--|---|
| Shut out an Opponent.....  | March 23, 2019 at Missouri (W, 3-0)                             |
| Completed a three-game sweep .....                                 | April 5-6, 2019 vs. No. 16 Florida (W, 12-4, 16-4, 12-10)       |
| Swept a Ranked Opponent.....                                       | April 5-6, 2019 vs. No. 16 Florida (W, 12-4, 16-4, 12-10)       |
| Scored 15+ Runs .....  | April 6, 2019 vs. No. 16 Florida (W, 16-4)                      |
| Scored 20+ Runs .....  | March 20, 2019 vs. UAPB (W, 25-0)                               |
| Scored 25+ Runs .....  | March 20, 2019 vs. UAPB (W, 25-0)                               |
| Scored 9 runs in one inning .....                                  | March 8, 2019 vs. UAB (2nd inning, 9 runs, W, 15-9)             |
| Scored 10 runs in one inning .....                                 | April 26, 2018 vs. LSU (6th inning, 11 runs, W, 14-3)           |
| Had 20+ Hits .....   | April 6, 2019 vs. No. 16 Florida (20 hits)                      |
| Hit 2+ home runs in one inning .....                               | March 20, 2019 vs. UAPB (4 HR)                                  |
| Defeated a No. 1 ranked team.....                                  | April 11, 2015 at #1 Vanderbilt (W, 5-4)                        |
| Defeated a Top 5 ranked team .....                                 | March 31, 2018 vs. #5 Arkansas (W, 11-10)                       |
| Defeated a Top 10 ranked team .....                                | March 31, 2019 at #8 Arkansas (W, 10-5)                         |
| Won a series over a Top 5 ranked team.....                         | March 29-31, 2018 vs. #5 Arkansas                               |
| Won a series over Top 10 ranked team.....                          | March 29-31, 2019 at #8 Arkansas                                |
| Every starter recorded at least one hit, one RBI and one run ..... | April 21, 2015 vs. Central Arkansas (W, 18-4)                   |
| Had a walk-off victory .....                                       | March 2, 2019 vs. Long Beach State (W, 7-6)                     |
| Rallied from a 5-run deficit .....                                 | April 6, 2019 vs. No. 16 Florida (Trailed 8-0, Won 12-10)       |
| Rallied in the ninth for a victory.....                            | April 4, 2017 vs. #17 Southern Miss (W, 6-5 in 12, trailed 5-4) |

THE LAST TIME A REBEL...

|  |   |
|--|---|
| Hit two home runs in a game.....                           | Grae Kessinger, April 20, 2019 at #23 Auburn  |
| Hit two home runs in the same inning.....                  | Nick Fortes, May 2, 2017 vs. ULM (6th inning)   |
| Hit three home runs in a game.....                         | Jude Voltz, April 2, 1999 vs. Vanderbilt  |
| Hit a grand slam.....                                      | Michael Fitzsimmons, March 23, 2018 at #11 Texas A&M  |
| Hit a lead-off home run to begin the game .....            | Jacob Adams, March 18, 2018 vs. Tennessee   |
| Hit a pinch-hit home run .....                             | Kevin Graham, April 14, 2019 vs. Kentucky   |
| Reliever recorded at least 10 strikeouts in one game ..... | Will Ethridge (10), April 12, 2018 vs. #16 Arkansas   |
| Had five hits in a game .....                              | Grae Kessinger, April 6, 2019 vs. No. 16 Florida  |
| Had six hits in a game.....                                | Tommy Nichols, April 5, 1967 vs. Delta State  |
| Had six RBI in a game.....                                 | Tyler Keenan, March 20, 2019 vs. UAPB (7)   |
| Had eight RBI in a game.....                               | Thomas Dillard, February 23, 2019 at Tulane (8)   |
| Had 10 RBI in a game.....                                  | Charlie Conerly, April 28, 1947 vs. Millsaps  |
| Hit back-to-back HRs.....                                  | Tyler Keenan and Thomas Dillard, March 20, 2019 vs. UAPB                                      |
| Had a walk-off hit/plate appearance .....                  | Thomas Dillard, March 2, 2019 vs. Long Beach State (W, 7-6)                                   |
| Hit a walk-off HR .....                                    | Thomas Dillard, March 2, 2019 vs. Long Beach State (W, 7-6)                                   |
| Struck out 10 hitters in a game.....                       | Will Ethridge (11), April 12, 2019 vs. Kentucky (W, 8-2)                                      |
| Struck out 10 hitters in his debut.....                    | Will Ethridge, Feb. 21, 2017 vs. Arkansas State   |
| Threw a perfect game .....                                 | None  |
| Threw a no-hitter.....                                     | Zack Phillips, Kaleb Hill, Pierce Smith, Taylor Broadway, March 20, 2019 vs. UAPB (7 innings) |
| Threw a one-hitter.....                                    | Adam Yates, Feb. 14, 2001 vs. SE Louisiana (7 innings)  |
| Threw a two-hitter.....                                    | Doug Nikhazy and Parker Caracci, March 23, 2019 at Missouri (W, 3-0)                          |

INDIVIDUAL OFFENSIVE RANKINGS (TOP 50)

| Rebel .....         | Category .....             | NCAA Rank ..... | SEC Rank ..... | Total ..... |
|---------------------|----------------------------|-----------------|----------------|-------------|
| Tyler Keenan.....   | RBI .....                  | 9.....          | 2.....         | 51          |
| Thomas Dillard..... | Walks .....                | 10.....         | 2.....         | 39          |
| Grae Kessinger..... | Runs .....                 | 17.....         | 3.....         | 48          |
| Thomas Dillard..... | Walks Per Game .....       | 22.....         | 2.....         | 0.95        |
| Tyler Keenan.....   | RBI Per Game .....         | 26.....         | 2.....         | 1.24        |
| Ryan Olenek.....    | Toughest to Strikeout..... | 32.....         | 3.....         | 12.5        |
| Grae Kessinger..... | Hits .....                 | 40.....         | 4.....         | 57          |
| Grae Kessinger..... | Runs Per Game .....        | 41.....         | 4.....         | 1.17        |
| Tyler Keenan.....   | Home Runs .....            | 46.....         | 5.....         | 10          |

SIDE-BY-SIDE COMPARISON

| OLE MISS..... | CATEGORY .....                | MSU ..... |
|---------------|-------------------------------|-----------|
| 27-14 .....   | Record.....                   | 32-9      |
| 10-8.....     | Conference Record .....       | 10-8      |
| .293.....     | Batting Average .....         | .316      |
| 1388.....     | At Bats.....                  | 1467      |
| 317 .....     | Runs .....                    | 343       |
| 406 .....     | Hits .....                    | 464       |
| 71 .....      | Doubles.....                  | 100       |
| 7 .....       | Triples .....                 | 8         |
| 47 .....      | Home Runs .....               | 46        |
| 285 .....     | Runs Batted In .....          | 308       |
| .455 .....    | Slugging Percentage.....      | .489      |
| 69-80 .....   | Stolen Bases-Attempts .....   | 47-60     |
| 219 .....     | Walks .....                   | 168       |
| 274 .....     | Strikeouts .....              | 247       |
| .403 .....    | On-Base Percentage.....       | .395      |
| 4.00 .....    | Team ERA .....                | 3.56      |
| 7.18 .....    | Opponent ERA.....             | 7.84      |
| 12 .....      | Saves.....                    | 11        |
| 134 .....     | Walks .....                   | 131       |
| 380 .....     | Strikeouts .....              | 462       |
| .256 .....    | Batting Average Against ..... | .224      |
| 34 .....      | Errors .....                  | 41        |

SWAYZE SUPERLATIVES

| Category .....               | Overall ..... | SEC ..... |
|------------------------------|---------------|-----------|
| In February .....            | 5-2 .....     | 0-0 ..... |
| In March .....               | 15-7 .....    | 5-4 ..... |
| In April .....               | 7-5 .....     | 5-4 ..... |
| In May .....                 | 0-0 .....     | 0-0 ..... |
| Monday .....                 | 0-0 .....     | 0-0 ..... |
| Tuesday .....                | 6-2 .....     | 0-0 ..... |
| Wednesday .....              | 2-2 .....     | 0-0 ..... |
| Thursday .....               | 0-1 .....     | 0-1 ..... |
| Friday .....                 | 8-2 .....     | 2-2 ..... |
| Saturday .....               | 7-4 .....     | 2-2 ..... |
| Sunday .....                 | 4-3 .....     | 2-1 ..... |
| Come-from-behind wins .....  | 12 .....      | 3 .....   |
| In red jerseys .....         | 6-3 .....     | 2-2 ..... |
| In navy jerseys .....        | 11-2 .....    | 5-1 ..... |
| In powder blue jerseys ..... | 6-3 .....     | 3-3 ..... |
| In grey jerseys .....        | 0-3 .....     | 0-1 ..... |
| In pinstripe jerseys .....   | 4-3 .....     | 0-1 ..... |

AWARDS TRACKER

|   |
|---|
| <b>Preseason All-American</b><br>Parker Caracci - 1st Team (Perfect Game); 2nd Team (D1Baseball, NCBWA, Collegiate Baseball); 3rd Team (Baseball America)<br>Thomas Dillard - 2nd Team (D1Baseball)<br>Ryan Olenek - 3rd Team (Collegiate Baseball) |
| <b>Preseason All-SEC</b><br>1B Cole Zabowski - First Team<br>RHP Parker Caracci - Second Team<br>IF/OF/DH Chase Cockrell - Second Team<br>3B Tyler Keenan - Second Team   |
| <b>Watch Lists</b><br>Parker Caracci - Stopper of the Year<br>Cooper Johnson - Buster Posey Award   |



# 1 JACOB ADAMS



SR. | INF | CONWAY, ARK. | CROWDER COLLEGE

## SEASON HIGHS

- ▶ Runs: 2, 2x, MR vs. Alabama (3/17/19)
- ▶ Hits: 2, 5x, MR vs. North Alabama (4/2/19)
- ▶ Home Runs: --
- ▶ RBI: 2, 2x, MR s. UAPB (3/20/19)
- ▶ Walks: 3, 2x, MR at Arkansas (3/31/19)
- ▶ Stolen Bases: 1, 4x, MR at Mizzou (3/24/19)
- ▶ Assists: 6, at Arkansas (3/31/19)

## CAREER HIGHS

- ▶ Runs: 2, 6x, MR vs. Alabama (3/17/19)
- ▶ Hits: 3, vs. Tennessee (3/19/18)
- ▶ Home Runs: 1, 2x, MR vs. Tennessee (3/19/18)
- ▶ RBI: 3, vs. Tennessee (3/19/18)
- ▶ Walks: 3, 2x, MR at Arkansas (3/31/19)
- ▶ Stolen Bases: 2, vs. Georgia (4/21/18)
- ▶ Assists: 8, at Long Beach State (2/17/18)

| Date   | Opponent          | Pos   | AB | R  | H  | RBI | 2B | 3B | HR | BB | SB | CS | HBP | SAC | SF | GDP | K  | PO | A  | E | Avg  |
|--------|-------------------|-------|----|----|----|-----|----|----|----|----|----|----|-----|-----|----|-----|----|----|----|---|------|
| Feb 16 | WRIGHT STATE      | *2b   | 4  | 0  | 2  | 0   | 0  | 0  | 0  | 0  | 0  | 0  | 0   | 0   | 0  | 0   | 0  | 2  | 2  | 0 | .500 |
| Feb 22 | at Tulane         | *2b   | 3  | 0  | 1  | 0   | 0  | 0  | 0  | 1  | 1  | 0  | 0   | 0   | 0  | 0   | 2  | 0  | 1  | 0 | .429 |
| Feb 24 | at Tulane         | *2b   | 2  | 1  | 0  | 0   | 0  | 0  | 0  | 2  | 0  | 0  | 0   | 0   | 0  | 0   | 0  | 1  | 2  | 0 | .333 |
| Mar 01 | LONG BEACH STATE  | *2b   | 3  | 0  | 2  | 2   | 0  | 0  | 0  | 0  | 0  | 0  | 1   | 0   | 0  | 0   | 0  | 0  | 2  | 0 | .417 |
| Mar 02 | LONG BEACH STATE- | *2b   | 2  | 0  | 0  | 0   | 0  | 0  | 0  | 0  | 0  | 0  | 0   | 0   | 0  | 0   | 0  | 1  | 1  | 0 | .357 |
| Mar 05 | LITTLE ROCK       | *2b   | 3  | 2  | 1  | 1   | 0  | 0  | 0  | 1  | 1  | 0  | 0   | 0   | 0  | 0   | 0  | 1  | 1  | 0 | .353 |
| Mar 06 | ECU               | *2b   | 3  | 0  | 0  | 0   | 0  | 0  | 0  | 0  | 0  | 0  | 0   | 0   | 0  | 0   | 0  | 4  | 1  | 0 | .300 |
| Mar 09 | UAB               | *2b   | 4  | 0  | 0  | 1   | 0  | 0  | 0  | 1  | 0  | 0  | 0   | 0   | 0  | 0   | 3  | 1  | 2  | 1 | .250 |
| Mar 10 | UAB               | ph/2b | 1  | 0  | 0  | 0   | 0  | 0  | 0  | 0  | 0  | 0  | 0   | 0   | 0  | 0   | 0  | 1  | 0  | 0 | .240 |
| Mar 12 | at Louisville     | *2b   | 3  | 0  | 2  | 1   | 0  | 0  | 0  | 1  | 0  | 0  | 0   | 0   | 0  | 0   | 0  | 0  | 2  | 0 | .286 |
| Mar 13 | at Louisville     | *2b   | 2  | 1  | 0  | 0   | 0  | 0  | 0  | 3  | 0  | 0  | 0   | 0   | 0  | 0   | 0  | 1  | 2  | 0 | .267 |
| Mar 15 | ALABAMA           | *2b   | 3  | 0  | 1  | 0   | 0  | 0  | 0  | 0  | 0  | 0  | 0   | 0   | 0  | 0   | 0  | 2  | 1  | 0 | .273 |
| Mar 16 | ALABAMA           | *2b   | 2  | 1  | 0  | 0   | 0  | 0  | 0  | 1  | 1  | 0  | 1   | 0   | 0  | 0   | 0  | 0  | 2  | 0 | .257 |
| Mar 17 | ALABAMA           | *2b   | 2  | 2  | 1  | 1   | 0  | 0  | 0  | 2  | 0  | 0  | 0   | 0   | 0  | 0   | 0  | 1  | 0  | 0 | .270 |
| Mar 19 | ARKANSAS-PINE BLU | *2b   | 4  | 1  | 0  | 1   | 0  | 0  | 0  | 0  | 0  | 0  | 0   | 0   | 0  | 0   | 0  | 2  | 3  | 0 | .244 |
| Mar 20 | ARKANSAS-PINE BLU | *2b   | 5  | 1  | 2  | 2   | 1  | 0  | 0  | 1  | 0  | 0  | 0   | 0   | 0  | 0   | 1  | 0  | 2  | 0 | .261 |
| Mar 22 | at Mizzou         | *2b   | 2  | 0  | 0  | 0   | 0  | 0  | 0  | 0  | 0  | 0  | 0   | 1   | 0  | 0   | 1  | 0  | 5  | 0 | .250 |
| Mar 23 | at Mizzou         | *2b   | 4  | 0  | 0  | 0   | 0  | 0  | 0  | 0  | 0  | 0  | 1   | 0   | 0  | 1   | 2  | 1  | 3  | 0 | .231 |
| Mar 24 | at Mizzou         | *2b   | 4  | 1  | 1  | 1   | 0  | 0  | 0  | 1  | 1  | 0  | 0   | 0   | 0  | 1   | 1  | 1  | 1  | 0 | .232 |
| Mar 30 | at Arkansas       | *2b   | 4  | 1  | 1  | 0   | 0  | 0  | 0  | 0  | 0  | 0  | 0   | 0   | 0  | 0   | 0  | 2  | 2  | 0 | .233 |
| Mar 31 | at Arkansas       | *2b   | 2  | 0  | 0  | 0   | 0  | 0  | 0  | 3  | 0  | 1  | 0   | 0   | 0  | 0   | 2  | 1  | 6  | 0 | .226 |
| Apr 02 | NORTH ALABAMA     | *2b   | 4  | 1  | 2  | 0   | 0  | 0  | 0  | 0  | 0  | 0  | 0   | 0   | 0  | 0   | 0  | 4  | 1  | 0 | .242 |
| Apr 06 | FLORIDA-1         | ph/2b | 1  | 0  | 0  | 0   | 0  | 0  | 0  | 0  | 0  | 0  | 0   | 0   | 0  | 1   | 0  | 0  | 0  | 0 | .239 |
| Apr 09 | vs Southern Miss  | *2b   | 3  | 1  | 0  | 0   | 0  | 0  | 0  | 1  | 0  | 0  | 0   | 0   | 0  | 0   | 1  | 1  | 3  | 0 | .229 |
| Apr 14 | KENTUCKY-2        | *2b   | 2  | 1  | 0  | 0   | 0  | 0  | 0  | 1  | 0  | 0  | 0   | 0   | 0  | 0   | 1  | 1  | 1  | 0 | .222 |
| Apr 18 | at Auburn         | *2b   | 3  | 1  | 1  | 0   | 1  | 0  | 0  | 1  | 0  | 0  | 0   | 0   | 0  | 0   | 1  | 2  | 2  | 0 | .227 |
| Apr 19 | at Auburn         | *2b   | 4  | 0  | 1  | 0   | 0  | 0  | 0  | 0  | 0  | 0  | 0   | 0   | 0  | 0   | 1  | 3  | 2  | 0 | .228 |
| Apr 20 | at Auburn         | *2b   | 4  | 0  | 0  | 0   | 0  | 0  | 0  | 0  | 0  | 0  | 0   | 0   | 0  | 0   | 2  | 2  | 1  | 0 | .217 |
| Totals |                   | 26gs  | 83 | 15 | 18 | 10  | 2  | 0  | 0  | 20 | 4  | 1  | 3   | 1   | 0  | 3   | 18 | 37 | 54 | 1 | .217 |

On base pct. .387 • Slugging pct. .241

## CAREER STATS

| Year  | Avg. | GP | GS | AB  | R  | H  | 2B | 3B | HR | RBI | TB | SLG% | BB | HBP | SO | GDP | OB%  | SF | SH | SB | ATT | PO  | A   | E | FLD% |
|-------|------|----|----|-----|----|----|----|----|----|-----|----|------|----|-----|----|-----|------|----|----|----|-----|-----|-----|---|------|
| 2018  | .257 | 58 | 48 | 152 | 35 | 39 | 7  | 1  | 3  | 18  | 57 | .375 | 28 | 7   | 34 | 5   | .392 | 2  | 3  | 7  | 10  | 70  | 106 | 3 | .983 |
| 2019  | .217 | 33 | 26 | 83  | 15 | 18 | 2  | 0  | 0  | 10  | 20 | .241 | 20 | 3   | 18 | 3   | .387 | 0  | 1  | 4  | 5   | 37  | 54  | 1 | .989 |
| TOTAL | .243 | 91 | 74 | 235 | 50 | 57 | 9  | 1  | 3  | 28  | 77 | .328 | 48 | 10  | 52 | 8   | .390 | 2  | 4  | 11 | 15  | 107 | 160 | 4 | .985 |



2

RYAN OLENEK

SR. | IF/OF/RHP | WINTER PARK, FLA. | TRINITY PREP

SEASON HIGHS

- ▶ Runs: 3, 2x, MR vs. UAB (3/9/19)
- ▶ Hits: 4, 2x, MR vs. UAPB (3/19/19)
- ▶ Home Runs: 1, vs. Wright State (2/16/19)
- ▶ RBI: 5, vs. UAPB (3/19/19)
- ▶ Walks: 2, 2x, MR at Louisville (3/13/19)
- ▶ Stolen Bases: 1, 6x, MR at Mizzou (3/24/19)
- ▶ Assists: 4, vs. UAPB (3/19/19)

CAREER HIGHS

- ▶ Runs: 4, at Vanderbilt (4/13)
- ▶ Hits: 4, 4x, MR vs. UAPB (3/19/19)
- ▶ Home Runs: 1, 9x, MR vs. Wright State (2/16/19)
- ▶ RBI: 5, vs. UAPB (3/19/19)
- ▶ Walks: 2, 2x, MR at Louisville (3/13/19)
- ▶ Stolen Bases: 1, 27x, MR at Mizzou (3/24/19)
- ▶ Assists: 4, 3x, MR vs. UAPB (3/19/19)

| Date   | Opponent          | Pos   | AB  | R  | H  | RBI | 2B | 3B | HR | BB | SB | CS | HBP | SAC | SF | GDP | K  | PO | A | E | Avg  |
|--------|-------------------|-------|-----|----|----|-----|----|----|----|----|----|----|-----|-----|----|-----|----|----|---|---|------|
| Feb 15 | WRIGHT STATE      | *of   | 3   | 2  | 1  | 0   | 0  | 0  | 0  | 0  | 0  | 0  | 0   | 1   | 0  | 0   | 1  | 0  | 0 | 0 | .333 |
| Feb 16 | WRIGHT STATE      | *of   | 4   | 1  | 1  | 2   | 0  | 0  | 1  | 0  | 1  | 0  | 1   | 0   | 0  | 0   | 1  | 0  | 0 | 0 | .286 |
| Feb 20 | ARKANSAS STATE    | *of   | 5   | 2  | 4  | 2   | 0  | 0  | 0  | 0  | 1  | 1  | 0   | 0   | 0  | 0   | 0  | 1  | 0 | 0 | .500 |
| Feb 22 | at Tulane         | *of   | 3   | 1  | 1  | 1   | 0  | 0  | 0  | 0  | 0  | 0  | 2   | 0   | 0  | 0   | 0  | 2  | 0 | 0 | .467 |
| Feb 23 | at Tulane         | *of   | 4   | 3  | 2  | 0   | 0  | 0  | 0  | 1  | 0  | 0  | 0   | 0   | 0  | 0   | 1  | 1  | 1 | 0 | .474 |
| Feb 24 | at Tulane         | *of   | 4   | 1  | 1  | 0   | 0  | 0  | 0  | 1  | 0  | 0  | 0   | 0   | 0  | 0   | 0  | 3  | 0 | 0 | .435 |
| Feb 26 | UT MARTIN         | *of/p | 4   | 2  | 3  | 1   | 2  | 0  | 0  | 0  | 0  | 0  | 0   | 0   | 1  | 0   | 0  | 2  | 0 | 0 | .481 |
| Mar 01 | LONG BEACH STATE  | *of   | 5   | 1  | 1  | 0   | 0  | 0  | 0  | 0  | 1  | 0  | 0   | 0   | 0  | 0   | 0  | 1  | 0 | 0 | .438 |
| Mar 02 | LONG BEACH STATE- | *of   | 5   | 1  | 3  | 0   | 2  | 0  | 0  | 0  | 1  | 0  | 0   | 0   | 0  | 0   | 0  | 2  | 0 | 0 | .459 |
| Mar 02 | LONG BEACH STATE- | *of   | 3   | 1  | 2  | 0   | 0  | 0  | 0  | 0  | 0  | 0  | 1   | 0   | 0  | 0   | 0  | 1  | 0 | 0 | .475 |
| Mar 05 | LITTLE ROCK       | *of   | 4   | 0  | 2  | 1   | 0  | 0  | 0  | 0  | 1  | 0  | 0   | 1   | 0  | 0   | 1  | 2  | 0 | 0 | .477 |
| Mar 06 | ECU               | *of   | 3   | 0  | 0  | 0   | 0  | 0  | 0  | 0  | 0  | 0  | 1   | 0   | 0  | 0   | 0  | 1  | 0 | 0 | .447 |
| Mar 08 | UAB               | *of   | 5   | 2  | 3  | 2   | 1  | 0  | 0  | 0  | 0  | 0  | 0   | 0   | 0  | 0   | 0  | 2  | 0 | 0 | .462 |
| Mar 09 | UAB               | *of   | 3   | 3  | 1  | 0   | 0  | 0  | 0  | 2  | 0  | 0  | 0   | 0   | 0  | 0   | 1  | 2  | 0 | 0 | .455 |
| Mar 10 | UAB               | *of   | 4   | 0  | 2  | 0   | 0  | 0  | 0  | 0  | 0  | 0  | 0   | 0   | 0  | 0   | 0  | 1  | 0 | 0 | .458 |
| Mar 12 | at Louisville     | *of   | 4   | 1  | 1  | 0   | 1  | 0  | 0  | 0  | 0  | 0  | 0   | 0   | 0  | 0   | 0  | 3  | 0 | 0 | .444 |
| Mar 13 | at Louisville     | *of/p | 3   | 0  | 1  | 0   | 0  | 0  | 0  | 2  | 0  | 0  | 0   | 0   | 0  | 1   | 1  | 3  | 0 | 0 | .439 |
| Mar 15 | ALABAMA           | *of   | 4   | 0  | 0  | 0   | 0  | 0  | 0  | 0  | 0  | 0  | 0   | 0   | 0  | 0   | 2  | 2  | 0 | 0 | .414 |
| Mar 16 | ALABAMA           | *of/p | 4   | 0  | 1  | 1   | 0  | 0  | 0  | 1  | 0  | 0  | 0   | 0   | 0  | 0   | 0  | 3  | 0 | 0 | .405 |
| Mar 17 | ALABAMA           | *of   | 3   | 2  | 1  | 0   | 0  | 0  | 0  | 0  | 0  | 0  | 1   | 0   | 0  | 0   | 0  | 3  | 0 | 0 | .403 |
| Mar 19 | ARKANSAS-PINE BLU | *3b   | 5   | 1  | 4  | 5   | 1  | 0  | 0  | 0  | 0  | 0  | 0   | 0   | 0  | 0   | 0  | 4  | 0 | 0 | .427 |
| Mar 20 | ARKANSAS-PINE BLU | *of   | 3   | 1  | 2  | 2   | 1  | 0  | 0  | 0  | 0  | 0  | 0   | 0   | 0  | 0   | 0  | 1  | 0 | 0 | .435 |
| Mar 22 | at Mizzou         | *of   | 4   | 0  | 2  | 0   | 0  | 0  | 0  | 0  | 0  | 1  | 0   | 0   | 0  | 0   | 0  | 4  | 0 | 0 | .438 |
| Mar 23 | at Mizzou         | *of   | 4   | 0  | 1  | 1   | 1  | 0  | 0  | 0  | 0  | 0  | 0   | 0   | 0  | 0   | 0  | 4  | 0 | 0 | .430 |
| Mar 24 | at Mizzou         | *of   | 4   | 0  | 1  | 0   | 0  | 0  | 0  | 0  | 1  | 1  | 0   | 0   | 0  | 0   | 1  | 1  | 0 | 0 | .423 |
| Mar 26 | at Memphis        | *of   | 3   | 2  | 1  | 1   | 0  | 1  | 0  | 1  | 0  | 0  | 1   | 0   | 0  | 0   | 1  | 2  | 0 | 0 | .420 |
| Mar 29 | at Arkansas       | *of   | 4   | 0  | 0  | 0   | 0  | 0  | 0  | 0  | 0  | 0  | 0   | 0   | 0  | 0   | 0  | 1  | 0 | 0 | .404 |
| Mar 30 | at Arkansas       | *of   | 4   | 0  | 0  | 0   | 0  | 0  | 0  | 0  | 0  | 0  | 0   | 0   | 0  | 0   | 1  | 2  | 0 | 0 | .389 |
| Mar 31 | at Arkansas       | *of   | 4   | 2  | 2  | 1   | 0  | 0  | 0  | 1  | 0  | 0  | 1   | 0   | 0  | 0   | 0  | 4  | 0 | 0 | .393 |
| Apr 02 | NORTH ALABAMA     | *of/p | 5   | 0  | 0  | 0   | 0  | 0  | 0  | 0  | 0  | 0  | 0   | 0   | 0  | 0   | 0  | 2  | 0 | 0 | .376 |
| Apr 05 | FLORIDA           | *of   | 3   | 1  | 2  | 1   | 0  | 0  | 0  | 0  | 0  | 0  | 0   | 1   | 1  | 0   | 0  | 2  | 0 | 0 | .383 |
| Apr 06 | FLORIDA-1         | *of   | 4   | 1  | 2  | 2   | 1  | 0  | 0  | 0  | 0  | 0  | 1   | 0   | 0  | 0   | 0  | 3  | 0 | 0 | .387 |
| Apr 06 | FLORIDA-2         | *of   | 4   | 1  | 3  | 2   | 1  | 0  | 0  | 0  | 0  | 0  | 1   | 0   | 0  | 0   | 0  | 4  | 0 | 0 | .398 |
| Apr 12 | KENTUCKY          | *of   | 4   | 0  | 0  | 1   | 0  | 0  | 0  | 0  | 0  | 0  | 0   | 1   | 0  | 0   | 1  | 0  | 0 | 0 | .386 |
| Apr 14 | KENTUCKY-1        | *of   | 4   | 0  | 0  | 0   | 0  | 0  | 0  | 0  | 0  | 0  | 0   | 0   | 0  | 0   | 0  | 1  | 0 | 0 | .375 |
| Apr 14 | KENTUCKY-2        | *of   | 2   | 0  | 0  | 0   | 0  | 0  | 0  | 0  | 0  | 0  | 0   | 0   | 0  | 0   | 0  | 2  | 0 | 0 | .370 |
| Totals |                   | 36gs  | 138 | 32 | 51 | 26  | 11 | 1  | 1  | 9  | 6  | 3  | 11  | 3   | 2  | 1   | 11 | 71 | 5 | 0 | .370 |

On base pct. .444 • Slugging pct. .486

#2 Ryan Olenek - 4 appearances (All games)

| Date   | Opponent      | GS | IP  | H | R | ER | BB | SO | 2B | 3B | HR | WP | BK | HBP | IBB | Score | W-L | Sv | ERA  | NP |
|--------|---------------|----|-----|---|---|----|----|----|----|----|----|----|----|-----|-----|-------|-----|----|------|----|
| Feb 26 | UT MARTIN     |    | 1.0 | 0 | 0 | 0  | 0  | 2  | 0  | 0  | 0  | 0  | 0  | 0   | 0   | 12-6  | 0-0 | 0  | 0.00 | 12 |
| Mar 13 | at Louisville |    | 1.0 | 0 | 0 | 0  | 0  | 1  | 0  | 0  | 0  | 0  | 0  | 0   | 0   | 8-10  | 0-0 | 0  | 0.00 | 12 |
| Mar 16 | ALABAMA       |    | 1.0 | 2 | 1 | 1  | 1  | 2  | 1  | 0  | 0  | 1  | 0  | 0   | 0   | 6-8   | 0-0 | 0  | 3.00 | 21 |
| Apr 02 | NORTH ALABAMA |    | 1.0 | 0 | 0 | 0  | 1  | 0  | 0  | 0  | 0  | 0  | 0  | 0   | 0   | 6-10  | 0-0 | 0  | 2.25 | 10 |
| Totals |               | 0  | 4.0 | 2 | 1 | 1  | 2  | 5  | 1  | 0  | 0  | 1  | 0  | 0   | 0   | 32-34 | 0-0 | 0  | 2.25 | -  |

| CAREER STATS (PITCHING) |      |   |   |     |    |    |     |     |    |     |   |   |    |    |    |    |    |    |    |       |    |     |    |     |     |
|-------------------------|------|---|---|-----|----|----|-----|-----|----|-----|---|---|----|----|----|----|----|----|----|-------|----|-----|----|-----|-----|
| Year                    | ERA  | W | L | App | GS | CG | SHO | CBO | SV | IP  | H | R | ER | BB | SO | 2B | 3B | HR | BF | B/Avg | WP | HBP | BK | SFA | SHA |
| 2018                    | 0.00 | 0 | 0 | 1   | 0  | 0  | 0   | 0   | 0  | 0.2 | 0 | 0 | 0  | 1  | 0  | 0  | 0  | 0  | 2  | .000  | 0  | 0   | 0  | 0   | 0   |
| 2019                    | 2.25 | 0 | 0 | 4   | 0  | 0  | 0   | 0   | 0  | 4.0 | 2 | 1 | 1  | 2  | 5  | 1  | 0  | 0  | 15 | .154  | 1  | 0   | 0  | 0   | 0   |
| TOTAL                   | 1.93 | 0 | 0 | 5   | 0  | 0  | 0   | 0   | 0  | 4.2 | 2 | 1 | 1  | 3  | 5  | 1  | 0  | 0  | 17 | .143  | 1  | 0   | 0  | 0   | 0   |

| CAREER STATS (HITTING) |      |     |     |     |     |     |    |    |    |     |     |      |    |     |    |     |      |    |    |    |     |     |    |   |       |
|------------------------|------|-----|-----|-----|-----|-----|----|----|----|-----|-----|------|----|-----|----|-----|------|----|----|----|-----|-----|----|---|-------|
| Year                   | Avg. | GP  | GS  | AB  | R   | H   | 2B | 3B | HR | RBI | TB  | SLG% | BB | HBP | SO | GDP | OB%  | SF | SH | SB | ATT | PO  | A  | E | FLD%  |
| 2016                   | .265 | 53  | 48  | 185 | 31  | 49  | 5  | 0  | 2  | 28  | 60  | .324 | 11 | 7   | 24 | 4   | .327 | 2  | 5  | 2  | 2   | 76  | 10 | 1 | .989  |
| 2017                   | .272 | 53  | 53  | 206 | 23  | 56  | 17 | 0  | 3  | 25  | 82  | .398 | 8  | 8   | 29 | 6   | .317 | 5  | 2  | 10 | 13  | 120 | 6  | 1 | .992  |
| 2018                   | .350 | 61  | 61  | 237 | 35  | 83  | 18 | 0  | 3  | 29  | 110 | .464 | 10 | 8   | 17 | 8   | .388 | 5  | 7  | 9  | 16  | 105 | 26 | 6 | .956  |
| 2019                   | .370 | 36  | 36  | 138 | 32  | 51  | 11 | 1  | 1  | 26  | 67  | .486 | 9  | 11  | 11 | 1   | .444 | 2  | 3  | 6  | 9   | 71  | 5  | 0 | 1.000 |
| TOTAL                  | .312 | 203 | 198 | 766 | 121 | 239 | 51 | 1  | 9  | 108 | 319 | .416 | 38 | 34  | 81 | 19  | .365 | 14 | 17 | 27 | 40  | 372 | 47 | 8 | .981  |





# 3 ANTHONY SERVIDEO



SO. | INF | JUPITER, FLA. | JUPITER HS

## SEASON HIGHS

- ▶ Runs: 4, vs. Florida (4/6/19)
- ▶ Hits: 3, 2x, MR vs. Kentucky (4/12/19)
- ▶ Home Runs: --
- ▶ RBI: 2, 4x, MR vs. UAPB (3/20/19)
- ▶ Walks: 3, 3x, MR at Memphis (3/25/19)
- ▶ Stolen Bases: 2, 3x, MR vs. Kentucky (4/12/19)
- ▶ Assists: 4, 2x, MR vs. Kentucky (4/12/19)

## CAREER HIGHS

- ▶ Runs: 4, vs. Florida (4/6/19)
- ▶ Hits: 3, 2x, MR vs. Kentucky (4/12/19)
- ▶ Home Runs: 1, vs. Arkansas Pine Bluff (5/2/18)
- ▶ RBI: 2, 4x, MR vs. UAPB (3/20/19)
- ▶ Walks: 3, 3x, MR at Memphis (3/25/19)
- ▶ Stolen Bases: 2, 3x, MR vs. Kentucky (4/12/19)
- ▶ Assists: 6, vs. Eastern Illinois (3/9/18)

| Date   | Opponent          | Pos    | AB  | R  | H  | RBI | 2B | 3B | HR | BB | SB | CS | HBP | SAC | SF | GDP | K  | PO | A  | E | Avg  |
|--------|-------------------|--------|-----|----|----|-----|----|----|----|----|----|----|-----|-----|----|-----|----|----|----|---|------|
| Feb 15 | WRIGHT STATE      | *2b/ss | 2   | 1  | 0  | 0   | 0  | 0  | 0  | 1  | 2  | 0  | 1   | 0   | 0  | 0   | 0  | 3  | 3  | 0 | .000 |
| Feb 20 | ARKANSAS STATE    | *2b/ss | 4   | 2  | 2  | 2   | 0  | 0  | 0  | 1  | 1  | 0  | 0   | 0   | 0  | 0   | 1  | 0  | 1  | 0 | .333 |
| Feb 22 | at Tulane         | *of    | 2   | 1  | 0  | 0   | 0  | 0  | 0  | 1  | 0  | 0  | 0   | 0   | 0  | 0   | 2  | 4  | 0  | 0 | .250 |
| Feb 23 | at Tulane         | *2b    | 2   | 0  | 0  | 0   | 0  | 0  | 0  | 1  | 1  | 0  | 0   | 0   | 0  | 0   | 1  | 2  | 2  | 0 | .200 |
| Feb 24 | at Tulane         | *of    | 4   | 1  | 2  | 2   | 0  | 0  | 0  | 0  | 0  | 0  | 0   | 0   | 0  | 0   | 2  | 3  | 0  | 0 | .286 |
| Feb 26 | UT MARTIN         | *2b/of | 2   | 2  | 1  | 0   | 0  | 0  | 0  | 3  | 1  | 0  | 0   | 0   | 0  | 0   | 0  | 1  | 1  | 0 | .312 |
| Mar 02 | LONG BEACH STATE- | *2b    | 2   | 0  | 1  | 1   | 0  | 0  | 0  | 1  | 0  | 0  | 0   | 1   | 0  | 0   | 1  | 2  | 4  | 0 | .333 |
| Mar 02 | LONG BEACH STATE- | *of    | 4   | 1  | 1  | 1   | 1  | 0  | 0  | 1  | 0  | 0  | 0   | 0   | 0  | 0   | 0  | 3  | 0  | 0 | .318 |
| Mar 05 | LITTLE ROCK       | *of/2b | 4   | 2  | 2  | 2   | 1  | 0  | 0  | 1  | 1  | 0  | 0   | 0   | 0  | 0   | 1  | 0  | 0  | 0 | .346 |
| Mar 08 | UAB               | *2b/ss | 5   | 2  | 2  | 1   | 2  | 0  | 0  | 1  | 0  | 0  | 0   | 0   | 0  | 0   | 2  | 1  | 1  | 1 | .355 |
| Mar 09 | UAB               | *of    | 3   | 1  | 0  | 0   | 0  | 0  | 0  | 1  | 0  | 0  | 0   | 0   | 0  | 0   | 2  | 3  | 0  | 0 | .324 |
| Mar 10 | UAB               | *2b/of | 3   | 1  | 0  | 0   | 0  | 0  | 0  | 1  | 0  | 0  | 0   | 0   | 0  | 0   | 0  | 1  | 2  | 0 | .297 |
| Mar 12 | at Louisville     | *of    | 5   | 0  | 0  | 0   | 0  | 0  | 0  | 0  | 0  | 0  | 0   | 0   | 0  | 0   | 2  | 3  | 0  | 0 | .262 |
| Mar 13 | at Louisville     | *of    | 1   | 0  | 0  | 0   | 0  | 0  | 0  | 0  | 0  | 0  | 0   | 0   | 0  | 0   | 1  | 0  | 0  | 0 | .256 |
| Mar 15 | ALABAMA           | *of    | 3   | 0  | 1  | 0   | 0  | 0  | 0  | 0  | 0  | 0  | 0   | 0   | 0  | 0   | 0  | 1  | 0  | 0 | .261 |
| Mar 16 | ALABAMA           | *of    | 3   | 2  | 2  | 1   | 0  | 0  | 0  | 1  | 0  | 0  | 1   | 0   | 0  | 0   | 0  | 1  | 1  | 0 | .286 |
| Mar 17 | ALABAMA           | *of/of | 4   | 2  | 1  | 1   | 0  | 0  | 0  | 1  | 0  | 0  | 0   | 0   | 0  | 0   | 1  | 1  | 0  | 0 | .283 |
| Mar 19 | ARKANSAS-PINE BLU | *of    | 3   | 2  | 1  | 0   | 1  | 0  | 0  | 2  | 1  | 0  | 0   | 0   | 0  | 0   | 1  | 3  | 0  | 0 | .286 |
| Mar 20 | ARKANSAS-PINE BLU | *of/ss | 4   | 3  | 1  | 2   | 0  | 0  | 0  | 3  | 0  | 0  | 0   | 0   | 0  | 0   | 0  | 0  | 0  | 0 | .283 |
| Mar 22 | at Mizzou         | *of    | 4   | 0  | 0  | 0   | 0  | 0  | 0  | 0  | 0  | 0  | 0   | 0   | 0  | 0   | 1  | 2  | 2  | 0 | .266 |
| Mar 23 | at Mizzou         | of     | 1   | 0  | 0  | 0   | 0  | 0  | 0  | 0  | 0  | 0  | 0   | 0   | 0  | 0   | 0  | 1  | 0  | 0 | .262 |
| Mar 24 | at Mizzou         | of     | 1   | 0  | 0  | 0   | 0  | 0  | 0  | 0  | 0  | 0  | 0   | 0   | 0  | 0   | 1  | 0  | 0  | 0 | .258 |
| Mar 26 | at Memphis        | *2b    | 3   | 1  | 0  | 0   | 0  | 0  | 0  | 3  | 0  | 0  | 0   | 0   | 0  | 0   | 1  | 1  | 1  | 0 | .246 |
| Mar 29 | at Arkansas       | *2b/of | 3   | 0  | 0  | 0   | 0  | 0  | 0  | 1  | 0  | 0  | 0   | 0   | 0  | 0   | 0  | 3  | 3  | 0 | .236 |
| Mar 30 | at Arkansas       | *of    | 4   | 0  | 1  | 0   | 0  | 0  | 0  | 0  | 0  | 0  | 0   | 1   | 0  | 0   | 0  | 3  | 0  | 0 | .237 |
| Mar 31 | at Arkansas       | *of    | 5   | 1  | 1  | 0   | 0  | 0  | 0  | 0  | 2  | 0  | 0   | 0   | 0  | 0   | 1  | 3  | 0  | 0 | .235 |
| Apr 02 | NORTH ALABAMA     | ph/of  | 2   | 0  | 1  | 0   | 0  | 0  | 0  | 0  | 1  | 0  | 0   | 0   | 0  | 0   | 0  | 0  | 0  | 0 | .241 |
| Apr 05 | FLORIDA           | *2b    | 4   | 1  | 2  | 0   | 0  | 0  | 0  | 0  | 1  | 0  | 1   | 0   | 0  | 0   | 0  | 3  | 3  | 0 | .253 |
| Apr 06 | FLORIDA-1         | *2b    | 3   | 4  | 3  | 1   | 0  | 0  | 0  | 1  | 1  | 0  | 0   | 0   | 0  | 0   | 0  | 1  | 1  | 0 | .278 |
| Apr 06 | FLORIDA-2         | *2b/of | 4   | 2  | 2  | 0   | 0  | 1  | 0  | 0  | 0  | 0  | 0   | 0   | 0  | 0   | 1  | 1  | 0  | 0 | .287 |
| Apr 09 | vs Southern Miss  | *of/of | 5   | 1  | 2  | 1   | 0  | 0  | 0  | 0  | 1  | 0  | 0   | 0   | 0  | 0   | 1  | 2  | 1  | 0 | .293 |
| Apr 12 | KENTUCKY          | *2b    | 3   | 2  | 3  | 0   | 0  | 0  | 0  | 1  | 2  | 0  | 0   | 0   | 0  | 0   | 0  | 2  | 4  | 0 | .314 |
| Apr 14 | KENTUCKY-1        | *2b    | 3   | 0  | 0  | 0   | 0  | 0  | 0  | 0  | 0  | 0  | 0   | 0   | 0  | 0   | 1  | 2  | 0  | 0 | .305 |
| Apr 14 | KENTUCKY-2        | pr/of  | 1   | 1  | 0  | 0   | 0  | 0  | 0  | 0  | 0  | 0  | 0   | 0   | 0  | 0   | 0  | 0  | 0  | 0 | .302 |
| Apr 16 | MEMPHIS           | *2b    | 4   | 1  | 1  | 0   | 0  | 0  | 0  | 0  | 0  | 0  | 0   | 0   | 0  | 0   | 0  | 3  | 1  | 0 | .300 |
| Apr 18 | at Auburn         | *of/of | 5   | 1  | 2  | 1   | 0  | 0  | 0  | 0  | 1  | 0  | 0   | 0   | 0  | 0   | 1  | 3  | 0  | 0 | .304 |
| Apr 19 | at Auburn         | *of    | 4   | 1  | 1  | 1   | 0  | 0  | 0  | 1  | 1  | 0  | 0   | 0   | 0  | 0   | 2  | 2  | 0  | 0 | .303 |
| Apr 20 | at Auburn         | *of/of | 5   | 1  | 0  | 0   | 0  | 0  | 0  | 0  | 0  | 0  | 0   | 0   | 0  | 0   | 1  | 3  | 0  | 0 | .290 |
| Totals |                   | 34gs   | 124 | 41 | 36 | 17  | 5  | 1  | 0  | 27 | 17 | 0  | 3   | 2   | 0  | 0   | 28 | 67 | 31 | 1 | .290 |

On base pct. .429 • Slugging pct. .347

## CAREER STATS

| Year  | Avg. | GP | GS | AB  | R  | H  | 2B | 3B | HR | RBI | TB | SLG% | BB | HBP | SO | GDP | OB%  | SF | SH | SB | ATT | PO | A  | E | FLD% |
|-------|------|----|----|-----|----|----|----|----|----|-----|----|------|----|-----|----|-----|------|----|----|----|-----|----|----|---|------|
| 2018  | .226 | 34 | 15 | 62  | 10 | 14 | 2  | 0  | 1  | 7   | 19 | .306 | 6  | 2   | 18 | 0   | .314 | 0  | 1  | 1  | 2   | 27 | 31 | 2 | .967 |
| 2019  | .290 | 39 | 34 | 124 | 41 | 36 | 5  | 1  | 0  | 17  | 43 | .347 | 27 | 3   | 28 | 0   | .429 | 0  | 2  | 17 | 17  | 67 | 31 | 1 | .990 |
| TOTAL | .269 | 73 | 49 | 186 | 51 | 50 | 7  | 1  | 1  | 24  | 62 | .333 | 33 | 5   | 46 | 0   | .393 | 0  | 3  | 18 | 19  | 94 | 62 | 3 | .981 |



# 4 KNOX LOPOSER



FR. | C | MADISON, MISS. | JACKSON PREP

## SEASON HIGHS

- ▶ Runs: 3, vs. UAPB (3/20/19)
- ▶ Hits: 2, 2x, MR vs. Southern Miss (4/9/19)
- ▶ Home Runs: 1, vs. UAPB (3/20/19)
- ▶ RBI: 3, vs. Southern Miss (4/9/19)
- ▶ Walks: 3, vs. UAPB (3/20/19)
- ▶ Stolen Bases: --
- ▶ Assists: 1, 3x, MR vs. Florida (4/6/19)

## CAREER HIGHS


- ▶ Runs: 3, vs. UAPB (3/20/19)
- ▶ Hits: 2, 2x, MR vs. Southern Miss (4/9/19)
- ▶ Home Runs: 1, vs. UAPB (3/20/19)
- ▶ RBI: 3, vs. Southern Miss (4/9/19)
- ▶ Walks: 3, vs. UAPB (3/20/19)
- ▶ Stolen Bases: --
- ▶ Assists: 1, 3x, MR vs. Florida (4/6/19)

| Date   | Opponent          | Pos   | AB | R | H | RBI | 2B | 3B | HR | BB | SB | CS | HBP | SAC | SF | GDP | K | PO | A | E | Avg  |
|--------|-------------------|-------|----|---|---|-----|----|----|----|----|----|----|-----|-----|----|-----|---|----|---|---|------|
| Feb 15 | WRIGHT STATE      | ph    | 1  | 0 | 0 | 0   | 0  | 0  | 0  | 0  | 0  | 0  | 0   | 0   | 0  | 0   | 0 | 0  | 0 | 0 | .000 |
| Feb 26 | UT MARTIN         | ph/c  | 1  | 0 | 0 | 0   | 0  | 0  | 0  | 0  | 0  | 0  | 0   | 0   | 0  | 0   | 1 | 2  | 0 | 0 | .000 |
| Mar 08 | UAB               | ph/c  | 1  | 0 | 0 | 0   | 0  | 0  | 0  | 0  | 0  | 0  | 0   | 0   | 0  | 0   | 0 | 1  | 0 | 1 | .000 |
| Mar 09 | UAB               | c     | 1  | 0 | 1 | 0   | 0  | 0  | 0  | 0  | 0  | 0  | 0   | 0   | 0  | 0   | 0 | 2  | 0 | 0 | .250 |
| Mar 19 | ARKANSAS-PINE BLU | c     | 1  | 0 | 0 | 0   | 0  | 0  | 0  | 0  | 0  | 0  | 0   | 0   | 0  | 0   | 0 | 2  | 0 | 0 | .200 |
| Mar 20 | ARKANSAS-PINE BLU | *c    | 3  | 3 | 1 | 1   | 0  | 0  | 1  | 3  | 0  | 0  | 0   | 0   | 0  | 0   | 0 | 10 | 1 | 1 | .250 |
| Mar 22 | at Mizzou         | *dh   | 3  | 0 | 1 | 1   | 0  | 0  | 0  | 0  | 0  | 0  | 0   | 0   | 0  | 0   | 0 | 0  | 0 | 0 | .273 |
| Mar 23 | at Mizzou         | *dh   | 3  | 1 | 2 | 0   | 0  | 0  | 0  | 0  | 0  | 0  | 0   | 0   | 0  | 0   | 0 | 0  | 0 | 0 | .357 |
| Mar 24 | at Mizzou         | *dh   | 2  | 0 | 0 | 0   | 0  | 0  | 0  | 0  | 0  | 0  | 0   | 0   | 0  | 0   | 1 | 0  | 0 | 0 | .312 |
| Mar 26 | at Memphis        | ph/dh | 3  | 0 | 0 | 0   | 0  | 0  | 0  | 0  | 0  | 0  | 0   | 0   | 0  | 0   | 3 | 0  | 0 | 0 | .263 |
| Mar 29 | at Arkansas       | ph    | 1  | 0 | 0 | 0   | 0  | 0  | 0  | 0  | 0  | 0  | 0   | 0   | 0  | 0   | 0 | 0  | 0 | 0 | .250 |
| Apr 06 | FLORIDA-1         | ph/c  | 2  | 1 | 1 | 1   | 0  | 0  | 0  | 0  | 0  | 0  | 0   | 0   | 0  | 0   | 0 | 4  | 1 | 0 | .273 |
| Apr 06 | FLORIDA-2         | c     | 4  | 1 | 1 | 2   | 1  | 0  | 0  | 0  | 0  | 0  | 0   | 0   | 0  | 0   | 0 | 2  | 1 | 0 | .269 |
| Apr 09 | vs Southern Miss  | *c    | 4  | 2 | 2 | 3   | 1  | 0  | 0  | 0  | 0  | 0  | 0   | 0   | 0  | 0   | 0 | 10 | 0 | 0 | .300 |
| Apr 14 | KENTUCKY-1        | *dh   | 2  | 0 | 0 | 0   | 0  | 0  | 0  | 0  | 0  | 0  | 0   | 0   | 0  | 0   | 0 | 0  | 0 | 0 | .281 |
| Apr 14 | KENTUCKY-2        | *dh   | 2  | 0 | 0 | 0   | 0  | 0  | 0  | 1  | 0  | 0  | 0   | 0   | 0  | 0   | 1 | 0  | 0 | 0 | .265 |
| Apr 16 | MEMPHIS           | *dh   | 1  | 1 | 0 | 0   | 0  | 0  | 0  | 1  | 0  | 0  | 0   | 0   | 0  | 0   | 0 | 0  | 0 | 0 | .257 |
| Apr 18 | at Auburn         | *dh   | 2  | 0 | 0 | 0   | 0  | 0  | 0  | 0  | 0  | 0  | 0   | 0   | 0  | 0   | 1 | 0  | 0 | 0 | .243 |
| Totals |                   | 9gs   | 37 | 9 | 9 | 8   | 2  | 0  | 1  | 5  | 0  | 0  | 0   | 0   | 0  | 0   | 7 | 37 | 3 | 2 | .243 |

On base pct. .333 • Slugging pct. .378

## CAREER STATS

| Year  | Avg. | GP | GS | AB | R | H | 2B | 3B | HR | RBI | TB | SLG% | BB | HBP | SO | GDP | OB%  | SF | SH | SB | ATT | PO | A | E | FLD% |
|-------|------|----|----|----|---|---|----|----|----|-----|----|------|----|-----|----|-----|------|----|----|----|-----|----|---|---|------|
| 2019  | .243 | 21 | 9  | 37 | 9 | 9 | 2  | 0  | 1  | 8   | 14 | .378 | 5  | 0   | 7  | 0   | .333 | 0  | 0  | 0  | 0   | 37 | 3 | 2 | .952 |
| TOTAL | .243 | 21 | 9  | 37 | 9 | 9 | 2  | 0  | 1  | 8   | 14 | .378 | 5  | 0   | 7  | 0   | .333 | 0  | 0  | 0  | 0   | 37 | 3 | 2 | .952 |



# 6 THOMAS DILLARD



JR. | C/OF | OXFORD, MISS. | OXFORD HS

## SEASON HIGHS

- ▶ Runs: 3, 2x, MR vs. Florida (4/6/19)
- ▶ Hits: 4, vs. Florida (4/6/19)
- ▶ Home Runs: 2, MR vs. Tulane (2/23)
- ▶ RBI: 8, MR vs. Tulane (2/23)
- ▶ Walks: 3, 2x, MR vs. Florida (4/5/19)
- ▶ Stolen Bases: 3, at Arkansas (3/31/19)
- ▶ Assists: 2, 3x, MR at Memphis (3/25/19)

## CAREER HIGHS

- ▶ Runs: 3, 8x, MR vs. Florida (4/6/19)
- ▶ Hits: 4, vs. Florida (4/6/19)
- ▶ Home Runs: 2, 2x, MR vs. Tulane (2/23/19)
- ▶ RBI: 8, MR vs. Tulane (2/23/19)
- ▶ Walks: 3, 4x, MR vs. Florida (4/5/19)
- ▶ Stolen Bases: 3, at Arkansas (3/31/19)
- ▶ Assists: 2, 3x, MR at Memphis (3/25/19)

| Date   | Opponent          | Pos   | AB  | R  | H  | RBI | 2B | 3B | HR | BB | SB | CS | HBP | SAC | SF | GDP | K  | PO  | A | E | Avg   |
|--------|-------------------|-------|-----|----|----|-----|----|----|----|----|----|----|-----|-----|----|-----|----|-----|---|---|-------|
| Feb 15 | WRIGHT STATE      | *of   | 3   | 1  | 3  | 1   | 1  | 0  | 0  | 2  | 1  | 0  | 0   | 0   | 0  | 0   | 0  | 2   | 0 | 0 | 1.000 |
| Feb 16 | WRIGHT STATE      | *of   | 3   | 2  | 2  | 1   | 0  | 0  | 1  | 1  | 0  | 0  | 0   | 0   | 0  | 0   | 0  | 1   | 0 | 0 | .833  |
| Feb 20 | ARKANSAS STATE    | *c    | 4   | 2  | 2  | 3   | 0  | 1  | 1  | 1  | 1  | 0  | 0   | 0   | 0  | 0   | 0  | 11  | 2 | 0 | .700  |
| Feb 22 | at Tulane         | *of   | 4   | 0  | 1  | 1   | 0  | 0  | 0  | 1  | 0  | 0  | 0   | 0   | 0  | 0   | 1  | 3   | 0 | 0 | .571  |
| Feb 23 | at Tulane         | *of   | 5   | 2  | 3  | 8   | 1  | 0  | 2  | 0  | 0  | 0  | 0   | 0   | 0  | 0   | 1  | 1   | 0 | 0 | .579  |
| Feb 24 | at Tulane         | *of   | 4   | 0  | 1  | 1   | 0  | 0  | 0  | 0  | 0  | 0  | 0   | 0   | 0  | 0   | 1  | 0   | 1 | 0 | .522  |
| Feb 26 | UT MARTIN         | *c    | 4   | 1  | 1  | 1   | 0  | 0  | 1  | 0  | 0  | 0  | 0   | 0   | 0  | 0   | 0  | 10  | 0 | 0 | .481  |
| Mar 01 | LONG BEACH STATE  | *of   | 3   | 2  | 2  | 1   | 0  | 0  | 0  | 1  | 1  | 0  | 0   | 0   | 0  | 0   | 1  | 2   | 0 | 0 | .500  |
| Mar 02 | LONG BEACH STATE- | *of   | 5   | 1  | 1  | 1   | 0  | 0  | 1  | 0  | 0  | 0  | 0   | 0   | 0  | 0   | 2  | 1   | 0 | 0 | .457  |
| Mar 02 | LONG BEACH STATE- | *of   | 4   | 0  | 1  | 1   | 0  | 0  | 0  | 0  | 0  | 0  | 0   | 0   | 0  | 0   | 1  | 1   | 0 | 0 | .436  |
| Mar 05 | LITTLE ROCK       | *c    | 2   | 2  | 1  | 0   | 0  | 0  | 0  | 3  | 0  | 0  | 0   | 0   | 0  | 0   | 0  | 9   | 2 | 0 | .439  |
| Mar 06 | ECU               | *of   | 4   | 1  | 1  | 0   | 0  | 0  | 0  | 0  | 1  | 0  | 0   | 0   | 0  | 0   | 2  | 0   | 0 | 0 | .422  |
| Mar 08 | UAB               | *of   | 3   | 2  | 2  | 0   | 0  | 0  | 0  | 2  | 1  | 0  | 0   | 0   | 0  | 0   | 0  | 2   | 0 | 1 | .438  |
| Mar 09 | UAB               | *of   | 3   | 3  | 1  | 0   | 0  | 0  | 0  | 2  | 1  | 0  | 0   | 0   | 0  | 0   | 0  | 0   | 0 | 0 | .431  |
| Mar 10 | UAB               | *of   | 2   | 1  | 1  | 1   | 0  | 0  | 1  | 2  | 0  | 0  | 0   | 0   | 0  | 0   | 0  | 4   | 0 | 0 | .434  |
| Mar 12 | at Louisville     | *c/of | 5   | 0  | 0  | 0   | 0  | 0  | 0  | 0  | 0  | 0  | 0   | 0   | 0  | 0   | 0  | 5   | 0 | 0 | .397  |
| Mar 13 | at Louisville     | *of   | 4   | 1  | 0  | 0   | 0  | 0  | 0  | 1  | 0  | 0  | 0   | 0   | 0  | 1   | 0  | 0   | 0 | 0 | .371  |
| Mar 15 | ALABAMA           | *of   | 3   | 0  | 0  | 0   | 0  | 0  | 0  | 1  | 0  | 0  | 0   | 0   | 0  | 0   | 0  | 4   | 0 | 0 | .354  |
| Mar 16 | ALABAMA           | *of   | 3   | 1  | 0  | 0   | 0  | 0  | 0  | 2  | 0  | 0  | 0   | 0   | 0  | 1   | 0  | 4   | 0 | 0 | .338  |
| Mar 17 | ALABAMA           | *of   | 4   | 1  | 1  | 1   | 0  | 0  | 0  | 1  | 0  | 0  | 0   | 0   | 0  | 0   | 0  | 2   | 0 | 0 | .333  |
| Mar 19 | ARKANSAS-PINE BLU | *of   | 1   | 1  | 0  | 1   | 0  | 0  | 0  | 0  | 0  | 0  | 0   | 0   | 0  | 0   | 0  | 0   | 0 | 0 | .329  |
| Mar 20 | ARKANSAS-PINE BLU | *of   | 2   | 1  | 2  | 2   | 0  | 0  | 1  | 2  | 1  | 0  | 0   | 0   | 0  | 0   | 0  | 0   | 0 | 0 | .347  |
| Mar 22 | at Mizzou         | *of   | 4   | 0  | 0  | 0   | 0  | 0  | 0  | 0  | 0  | 0  | 0   | 0   | 0  | 0   | 2  | 0   | 0 | 0 | .329  |
| Mar 23 | at Mizzou         | *of   | 2   | 0  | 0  | 0   | 0  | 0  | 0  | 2  | 0  | 0  | 0   | 0   | 0  | 0   | 0  | 2   | 0 | 0 | .321  |
| Mar 24 | at Mizzou         | *of   | 4   | 1  | 2  | 2   | 0  | 0  | 1  | 0  | 0  | 0  | 0   | 0   | 0  | 0   | 2  | 2   | 0 | 1 | .329  |
| Mar 26 | at Memphis        | *c/of | 4   | 2  | 2  | 2   | 0  | 0  | 0  | 1  | 1  | 0  | 0   | 0   | 0  | 0   | 0  | 6   | 2 | 0 | .337  |
| Mar 29 | at Arkansas       | *of   | 4   | 0  | 1  | 1   | 1  | 0  | 0  | 0  | 0  | 0  | 0   | 0   | 0  | 0   | 1  | 2   | 0 | 0 | .333  |
| Mar 30 | at Arkansas       | *of   | 4   | 0  | 0  | 0   | 0  | 0  | 0  | 0  | 0  | 0  | 0   | 0   | 0  | 0   | 1  | 2   | 0 | 0 | .320  |
| Mar 31 | at Arkansas       | *of   | 5   | 2  | 3  | 2   | 1  | 0  | 0  | 1  | 3  | 0  | 0   | 0   | 0  | 1   | 0  | 0   | 0 | 0 | .333  |
| Apr 02 | NORTH ALABAMA     | *c    | 4   | 1  | 1  | 2   | 0  | 0  | 0  | 1  | 1  | 0  | 0   | 0   | 0  | 0   | 0  | 7   | 1 | 0 | .330  |
| Apr 05 | FLORIDA           | *of   | 2   | 2  | 2  | 0   | 0  | 0  | 0  | 3  | 0  | 1  | 0   | 0   | 0  | 0   | 0  | 3   | 0 | 0 | .343  |
| Apr 06 | FLORIDA-1         | *of   | 5   | 3  | 4  | 0   | 0  | 0  | 0  | 1  | 0  | 0  | 0   | 0   | 0  | 0   | 0  | 2   | 0 | 0 | .363  |
| Apr 06 | FLORIDA-2         | *of   | 3   | 2  | 0  | 1   | 0  | 0  | 0  | 2  | 0  | 0  | 0   | 0   | 0  | 0   | 2  | 2   | 0 | 0 | .353  |
| Apr 09 | vs Southern Miss  | *of   | 3   | 0  | 0  | 0   | 0  | 0  | 0  | 1  | 0  | 0  | 0   | 0   | 0  | 0   | 1  | 2   | 0 | 0 | .345  |
| Apr 12 | KENTUCKY          | *of   | 3   | 2  | 2  | 1   | 1  | 0  | 0  | 1  | 0  | 0  | 0   | 0   | 0  | 0   | 0  | 1   | 0 | 0 | .352  |
| Apr 14 | KENTUCKY-1        | *of   | 3   | 0  | 1  | 0   | 0  | 0  | 0  | 0  | 0  | 0  | 0   | 0   | 0  | 0   | 1  | 2   | 1 | 0 | .352  |
| Apr 14 | KENTUCKY-2        | *of   | 3   | 0  | 0  | 0   | 0  | 0  | 0  | 1  | 0  | 0  | 0   | 0   | 0  | 0   | 2  | 2   | 0 | 0 | .344  |
| Apr 16 | MEMPHIS           | *of   | 3   | 0  | 0  | 0   | 0  | 0  | 0  | 1  | 0  | 0  | 0   | 0   | 0  | 0   | 1  | 1   | 0 | 0 | .336  |
| Apr 18 | at Auburn         | *of   | 4   | 0  | 1  | 1   | 0  | 0  | 0  | 0  | 0  | 0  | 0   | 0   | 0  | 0   | 1  | 1   | 0 | 0 | .333  |
| Apr 19 | at Auburn         | *of   | 3   | 0  | 0  | 0   | 0  | 0  | 0  | 1  | 0  | 0  | 1   | 0   | 0  | 0   | 2  | 4   | 0 | 0 | .326  |
| Apr 20 | at Auburn         | *of   | 4   | 0  | 0  | 0   | 0  | 0  | 0  | 1  | 0  | 0  | 0   | 0   | 0  | 2   | 0  | 3   | 0 | 1 | .317  |
| Totals |                   | 41gs  | 142 | 40 | 45 | 36  | 5  | 1  | 9  | 39 | 12 | 1  | 1   | 0   | 0  | 5   | 25 | 106 | 9 | 3 | .317  |

On base pct. .467 • Slugging pct. .556

## CAREER STATS

| Year  | Avg. | GP  | GS  | AB  | R   | H   | 2B | 3B | HR | RBI | TB  | SLG% | BB  | HBP | SO  | GDP | OB%  | SF | SH | SB | ATT | PO  | A  | E | FLD%  |
|-------|------|-----|-----|-----|-----|-----|----|----|----|-----|-----|------|-----|-----|-----|-----|------|----|----|----|-----|-----|----|---|-------|
| 2017  | .206 | 48  | 45  | 141 | 17  | 29  | 8  | 0  | 4  | 12  | 49  | .348 | 25  | 1   | 51  | 5   | .329 | 0  | 0  | 3  | 5   | 56  | 2  | 2 | .967  |
| 2018  | .310 | 65  | 65  | 229 | 67  | 71  | 15 | 2  | 13 | 59  | 129 | .563 | 49  | 5   | 50  | 6   | .439 | 2  | 0  | 17 | 20  | 108 | 3  | 0 | 1.000 |
| 2019  | .317 | 41  | 41  | 142 | 40  | 45  | 5  | 1  | 9  | 36  | 79  | .556 | 39  | 1   | 25  | 5   | .467 | 0  | 0  | 12 | 13  | 106 | 9  | 3 | .975  |
| TOTAL | .283 | 154 | 151 | 512 | 124 | 145 | 28 | 3  | 26 | 107 | 257 | .502 | 113 | 7   | 126 | 16  | .418 | 2  | 0  | 32 | 38  | 270 | 14 | 5 | .983  |



# 7 JOSH HALL



FR. | OF | BIRMINGHAM, ALA. | HOMEWOOD HS

## SEASON HIGHS

- ▶ Runs: 2, vs. UAPB (3/20/19)
- ▶ Hits: 1, 5x, MR vs. Auburn (4/20/19)
- ▶ Home Runs: 1, vs. UAPB (3/20/19)
- ▶ RBI: 2, vs. UAPB (3/20/19)
- ▶ Walks: 1, 4x, MR vs. Auburn (4/19/19)
- ▶ Stolen Bases: 1, 6x, MR vs. Auburn (4/18/19)
- ▶ Assists: 1, vs. Auburn (4/20/19)

## CAREER HIGHS

- ▶ Runs: 2, vs. UAPB (3/20/19)
- ▶ Hits: 1, 5x, MR vs. Auburn (4/20/19)
- ▶ Home Runs: 1, vs. UAPB (3/20/19)
- ▶ RBI: 2, vs. UAPB (3/20/19)
- ▶ Walks: 1, 4x, MR vs. Auburn (4/19/19)
- ▶ Stolen Bases: 1, 6x, MR vs. Auburn (4/18/19)
- ▶ Assists: 1, vs. Auburn (4/20/19)

| Date   | Opponent          | Pos   | AB | R  | H | RBI | 2B | 3B | HR | BB | SB | CS | HBP | SAC | SF | GDP | K | PO | A | E | Avg  |
|--------|-------------------|-------|----|----|---|-----|----|----|----|----|----|----|-----|-----|----|-----|---|----|---|---|------|
| Feb 20 | ARKANSAS STATE    | ph/of | 1  | 0  | 0 | 0   | 0  | 0  | 0  | 0  | 0  | 0  | 0   | 0   | 0  | 0   | 1 | 0  | 0 | 0 | .000 |
| Mar 02 | LONG BEACH STATE- | ph/of | 1  | 1  | 0 | 0   | 0  | 0  | 0  | 0  | 0  | 0  | 0   | 0   | 0  | 0   | 0 | 0  | 0 | 0 | .000 |
| Mar 05 | LITTLE ROCK       | pr    | 1  | 1  | 0 | 0   | 0  | 0  | 0  | 0  | 1  | 0  | 0   | 0   | 0  | 0   | 0 | 0  | 0 | 0 | .000 |
| Mar 19 | ARKANSAS-PINE BLU | ph    | 1  | 0  | 0 | 0   | 0  | 0  | 0  | 0  | 0  | 0  | 0   | 0   | 0  | 0   | 0 | 0  | 0 | 0 | .000 |
| Mar 20 | ARKANSAS-PINE BLU | of    | 1  | 2  | 1 | 2   | 0  | 0  | 1  | 1  | 0  | 0  | 1   | 0   | 0  | 0   | 0 | 0  | 0 | 0 | .200 |
| Apr 05 | FLORIDA           | pr/of | 1  | 1  | 0 | 0   | 0  | 0  | 0  | 0  | 0  | 0  | 0   | 0   | 0  | 0   | 0 | 0  | 0 | 0 | .167 |
| Apr 06 | FLORIDA-1         | ph/of | 0  | 0  | 0 | 1   | 0  | 0  | 0  | 1  | 0  | 0  | 0   | 0   | 0  | 0   | 0 | 1  | 0 | 0 | .167 |
| Apr 09 | vs Southern Miss  | of    | 1  | 1  | 1 | 0   | 0  | 0  | 0  | 0  | 0  | 0  | 0   | 0   | 0  | 0   | 0 | 1  | 0 | 0 | .286 |
| Apr 12 | KENTUCKY          | of    | 1  | 0  | 0 | 0   | 0  | 0  | 0  | 0  | 0  | 0  | 0   | 0   | 0  | 0   | 0 | 1  | 0 | 0 | .250 |
| Apr 16 | MEMPHIS           | *of   | 2  | 0  | 1 | 1   | 0  | 0  | 0  | 1  | 0  | 0  | 0   | 0   | 0  | 0   | 0 | 2  | 0 | 0 | .300 |
| Apr 18 | at Auburn         | *of   | 3  | 1  | 0 | 0   | 0  | 0  | 0  | 0  | 1  | 0  | 0   | 0   | 0  | 0   | 1 | 1  | 0 | 0 | .231 |
| Apr 19 | at Auburn         | *of   | 3  | 0  | 1 | 0   | 0  | 1  | 0  | 1  | 0  | 0  | 0   | 0   | 0  | 0   | 0 | 4  | 0 | 0 | .250 |
| Apr 20 | at Auburn         | *of   | 3  | 0  | 1 | 0   | 0  | 0  | 0  | 0  | 0  | 0  | 0   | 0   | 0  | 0   | 0 | 1  | 1 | 0 | .263 |
| Totals |                   | 4gs   | 19 | 10 | 5 | 4   | 0  | 1  | 1  | 4  | 6  | 0  | 1   | 0   | 0  | 0   | 2 | 17 | 1 | 0 | .263 |

On base pct. .417 • Slugging pct. .526

## CAREER STATS

| Year  | Avg. | GP | GS | AB | R  | H | 2B | 3B | HR | RBI | TB | SLG% | BB | HBP | SO | GDP | OB%  | SF | SH | SB | ATT | PO | A | E | FLD%  |
|-------|------|----|----|----|----|---|----|----|----|-----|----|------|----|-----|----|-----|------|----|----|----|-----|----|---|---|-------|
| 2019  | .263 | 34 | 4  | 19 | 10 | 5 | 0  | 1  | 1  | 4   | 10 | .526 | 4  | 1   | 2  | 0   | .417 | 0  | 0  | 6  | 6   | 17 | 1 | 0 | 1.000 |
| TOTAL | .263 | 34 | 4  | 19 | 10 | 5 | 0  | 1  | 1  | 4   | 10 | .526 | 4  | 1   | 2  | 0   | .417 | 0  | 0  | 6  | 6   | 17 | 1 | 0 | 1.000 |





8

JUSTIN BENCH

FR. | INF | REDINGTON BEACH, FLA. | CALVARY CHRISTIAN

| SEASON HIGHS  | CAREER HIGHS  |
|---|---|
| <div>▶ Runs: 1, vs. Wright State (2/15/19)</div> <div>▶ Hits: 1, vs. Long Beach State (3/2/19)</div> <div>▶ Home Runs: --</div> <div>▶ RBI: 2, vs. Long Beach State (3/2/19)</div> <div>▶ Walks: 1, vs. Wright State (2/15/19)</div> <div>▶ Stolen Bases: --</div> <div>▶ Assists: 2, vs. Long Beach State (3/2/19)</div> | <div>▶ Runs: 1, vs. Wright State (2/15/19)</div> <div>▶ Hits: 1, vs. Long Beach State (3/2/19)</div> <div>▶ Home Runs: --</div> <div>▶ RBI: 2, vs. Long Beach State (3/2/19)</div> <div>▶ Walks: 1, vs. Wright State (2/15/19)</div> <div>▶ Stolen Bases: --</div> <div>▶ Assists: 2, vs. Long Beach State (3/2/19)</div> |

| Date   | Opponent          | Pos | AB | R | H | RBI | 2B | 3B | HR | BB | SB | CS | HBP | SAC | SF | GDP | K | PO | A | E | Avg  |
|--------|-------------------|-----|----|---|---|-----|----|----|----|----|----|----|-----|-----|----|-----|---|----|---|---|------|
| Feb 15 | WRIGHT STATE      | 2b  | 0  | 1 | 0 | 0   | 0  | 0  | 0  | 1  | 0  | 0  | 0   | 0   | 0  | 0   | 0 | 0  | 1 | 0 | .000 |
| Feb 20 | ARKANSAS STATE    | 2b  | 1  | 0 | 0 | 0   | 0  | 0  | 0  | 0  | 0  | 0  | 0   | 0   | 0  | 0   | 0 | 0  | 1 | 0 | .000 |
| Feb 24 | at Tulane         | ph  | 1  | 0 | 0 | 0   | 0  | 0  | 0  | 0  | 0  | 0  | 0   | 0   | 0  | 0   | 0 | 0  | 0 | 0 | .000 |
| Feb 26 | UT MARTIN         | 2b  | 0  | 0 | 0 | 0   | 0  | 0  | 0  | 0  | 0  | 0  | 0   | 0   | 0  | 0   | 0 | 0  | 0 | 0 | .000 |
| Mar 02 | LONG BEACH STATE- | 2b  | 1  | 0 | 1 | 2   | 0  | 0  | 0  | 0  | 0  | 0  | 0   | 0   | 0  | 0   | 0 | 0  | 2 | 0 | .333 |
| Mar 05 | LITTLE ROCK       | ph  | 1  | 0 | 0 | 0   | 0  | 0  | 0  | 0  | 0  | 0  | 0   | 0   | 0  | 0   | 0 | 0  | 0 | 0 | .250 |
| Totals |                   | Ogs | 4  | 1 | 1 | 2   | 0  | 0  | 0  | 1  | 0  | 0  | 0   | 0   | 0  | 0   | 0 | 0  | 4 | 0 | .250 |

On base pct. .400 • Slugging pct. .250

| CAREER STATS |      |    |    |    |   |   |    |    |    |     |    |      |    |     |    |     |      |    |    |    |     |    |   |   |       |
|--------------|------|----|----|----|---|---|----|----|----|-----|----|------|----|-----|----|-----|------|----|----|----|-----|----|---|---|-------|
| Year         | Avg. | GP | GS | AB | R | H | 2B | 3B | HR | RBI | TB | SLG% | BB | HBP | SO | GDP | OB%  | SF | SH | SB | ATT | PO | A | E | FLD%  |
| 2019         | .250 | 6  | 0  | 4  | 1 | 1 | 0  | 0  | 0  | 2   | 1  | .250 | 1  | 0   | 0  | 0   | .400 | 0  | 0  | 0  | 0   | 0  | 4 | 0 | 1.000 |
| TOTAL        | .250 | 6  | 0  | 4  | 1 | 1 | 0  | 0  | 0  | 2   | 1  | .250 | 1  | 0   | 0  | 0   | .400 | 0  | 0  | 0  | 0   | 0  | 4 | 0 | 1.000 |



# 10 TYLER KEENAN



SO. | INF | CLAYTON, N.C. | CLEVELAND HS

## SEASON HIGHS

- ▶ Runs: 3, vs. UAPB (3/20/19)
- ▶ Hits: 5, vs. UAPB (3/20/19)
- ▶ Home Runs: 2, vs. UAPB (3/20/19)
- ▶ RBI: 7, vs. UAPB (3/20/19)
- ▶ Walks: 3, at Arkansas (3/31/19)
- ▶ Stolen Bases: 1, 2x, MR at Arkansas (3/29/19)
- ▶ Assists: 3, 6x, MR vs. Florida (4/6/19)

## CAREER HIGHS

- ▶ Runs: 3, 4x, MR vs. UAPB (3/20/19)
- ▶ Hits: 5, vs. UAPB (3/20/19)
- ▶ Home Runs: 2, vs. UAPB (3/20/19)
- ▶ RBI: 7, vs. UAPB (3/20/19)
- ▶ Walks: 3, at Arkansas (3/31/19)
- ▶ Stolen Bases: 1, 3x, MR at Arkansas (3/29/19)
- ▶ Assists: 4, 3x, MR at South Carolina (5/6/18)

| Date   | Opponent          | Pos  | AB  | R  | H  | RBI | 2B | 3B | HR | BB | SB | CS | HBP | SAC | SF | GDP | K  | PO | A  | E | Avg  |
|--------|-------------------|------|-----|----|----|-----|----|----|----|----|----|----|-----|-----|----|-----|----|----|----|---|------|
| Feb 15 | WRIGHT STATE      | *3b  | 3   | 1  | 1  | 2   | 0  | 0  | 1  | 0  | 0  | 0  | 0   | 0   | 1  | 0   | 0  | 1  | 3  | 0 | .333 |
| Feb 16 | WRIGHT STATE      | *3b  | 5   | 0  | 0  | 0   | 0  | 0  | 0  | 0  | 0  | 0  | 0   | 0   | 0  | 0   | 3  | 2  | 0  | 0 | .125 |
| Feb 20 | ARKANSAS STATE    | *3b  | 5   | 2  | 3  | 5   | 0  | 0  | 1  | 0  | 0  | 0  | 0   | 0   | 0  | 0   | 1  | 1  | 1  | 0 | .308 |
| Feb 22 | at Tulane         | *3b  | 3   | 0  | 0  | 0   | 0  | 0  | 0  | 0  | 0  | 0  | 2   | 0   | 0  | 0   | 1  | 1  | 1  | 0 | .250 |
| Feb 23 | at Tulane         | *3b  | 4   | 1  | 1  | 2   | 0  | 0  | 1  | 0  | 0  | 0  | 0   | 0   | 1  | 0   | 1  | 2  | 3  | 0 | .250 |
| Feb 24 | at Tulane         | *3b  | 5   | 0  | 3  | 2   | 0  | 0  | 0  | 0  | 0  | 0  | 0   | 0   | 0  | 0   | 0  | 0  | 2  | 0 | .320 |
| Feb 26 | UT MARTIN         | *3b  | 3   | 1  | 1  | 2   | 0  | 0  | 1  | 2  | 0  | 0  | 0   | 0   | 0  | 0   | 0  | 2  | 0  | 1 | .321 |
| Mar 01 | LONG BEACH STATE  | *3b  | 3   | 0  | 0  | 0   | 0  | 0  | 0  | 0  | 0  | 0  | 1   | 0   | 0  | 0   | 2  | 0  | 1  | 0 | .290 |
| Mar 02 | LONG BEACH STATE- | *3b  | 5   | 0  | 1  | 2   | 1  | 0  | 0  | 0  | 0  | 0  | 0   | 0   | 0  | 0   | 1  | 0  | 3  | 0 | .278 |
| Mar 02 | LONG BEACH STATE- | *3b  | 3   | 0  | 1  | 1   | 0  | 0  | 0  | 1  | 0  | 0  | 0   | 0   | 0  | 0   | 1  | 0  | 2  | 1 | .282 |
| Mar 05 | LITTLE ROCK       | *3b  | 5   | 0  | 3  | 4   | 1  | 0  | 0  | 0  | 0  | 1  | 0   | 0   | 0  | 0   | 0  | 1  | 2  | 0 | .318 |
| Mar 06 | ECU               | *3b  | 4   | 0  | 1  | 2   | 0  | 0  | 0  | 0  | 0  | 0  | 0   | 0   | 0  | 0   | 0  | 0  | 1  | 0 | .312 |
| Mar 08 | UAB               | *3b  | 4   | 1  | 0  | 1   | 0  | 0  | 0  | 1  | 0  | 0  | 0   | 0   | 1  | 0   | 0  | 1  | 2  | 0 | .288 |
| Mar 09 | UAB               | *3b  | 3   | 1  | 2  | 2   | 0  | 0  | 1  | 0  | 0  | 0  | 1   | 0   | 0  | 0   | 0  | 1  | 0  | 0 | .309 |
| Mar 10 | UAB               | *3b  | 4   | 0  | 1  | 1   | 0  | 0  | 0  | 0  | 0  | 0  | 0   | 0   | 0  | 0   | 0  | 1  | 1  | 1 | .305 |
| Mar 12 | at Louisville     | *3b  | 3   | 0  | 0  | 0   | 0  | 0  | 0  | 0  | 0  | 0  | 2   | 0   | 0  | 0   | 1  | 0  | 2  | 0 | .290 |
| Mar 13 | at Louisville     | *3b  | 3   | 1  | 1  | 2   | 0  | 0  | 0  | 2  | 0  | 0  | 0   | 0   | 0  | 0   | 0  | 2  | 2  | 0 | .292 |
| Mar 15 | ALABAMA           | *3b  | 4   | 0  | 0  | 0   | 0  | 0  | 0  | 0  | 0  | 0  | 0   | 0   | 0  | 0   | 1  | 0  | 0  | 0 | .275 |
| Mar 16 | ALABAMA           | *3b  | 4   | 0  | 0  | 1   | 0  | 0  | 0  | 0  | 0  | 0  | 1   | 0   | 0  | 0   | 0  | 0  | 1  | 0 | .260 |
| Mar 17 | ALABAMA           | *3b  | 4   | 1  | 1  | 2   | 0  | 0  | 0  | 1  | 0  | 0  | 0   | 0   | 0  | 1   | 0  | 1  | 1  | 0 | .260 |
| Mar 19 | ARKANSAS-PINE BLU | *1b  | 1   | 2  | 0  | 1   | 0  | 0  | 0  | 1  | 0  | 0  | 1   | 0   | 0  | 0   | 0  | 6  | 1  | 0 | .256 |
| Mar 20 | ARKANSAS-PINE BLU | *3b  | 6   | 3  | 5  | 7   | 0  | 0  | 2  | 0  | 0  | 0  | 0   | 0   | 0  | 0   | 0  | 0  | 2  | 0 | .298 |
| Mar 22 | at Mizzou         | *3b  | 4   | 0  | 2  | 0   | 0  | 0  | 0  | 0  | 0  | 0  | 0   | 0   | 0  | 0   | 1  | 1  | 2  | 0 | .307 |
| Mar 23 | at Mizzou         | *3b  | 2   | 1  | 0  | 0   | 0  | 0  | 0  | 2  | 0  | 0  | 0   | 0   | 0  | 0   | 1  | 1  | 2  | 0 | .300 |
| Mar 24 | at Mizzou         | *3b  | 3   | 1  | 2  | 0   | 0  | 1  | 0  | 1  | 1  | 0  | 0   | 0   | 0  | 0   | 0  | 1  | 1  | 0 | .312 |
| Mar 26 | at Memphis        | *3b  | 4   | 0  | 0  | 1   | 0  | 0  | 0  | 1  | 0  | 0  | 0   | 0   | 0  | 1   | 3  | 0  | 3  | 0 | .299 |
| Mar 29 | at Arkansas       | *3b  | 2   | 1  | 0  | 0   | 0  | 0  | 0  | 2  | 1  | 0  | 0   | 0   | 0  | 0   | 0  | 0  | 1  | 0 | .293 |
| Mar 30 | at Arkansas       | *3b  | 4   | 1  | 2  | 2   | 0  | 0  | 1  | 1  | 0  | 0  | 0   | 0   | 0  | 0   | 0  | 0  | 0  | 0 | .301 |
| Mar 31 | at Arkansas       | *3b  | 3   | 1  | 1  | 1   | 0  | 0  | 0  | 3  | 0  | 0  | 0   | 0   | 0  | 0   | 0  | 0  | 0  | 0 | .302 |
| Apr 02 | NORTH ALABAMA     | *3b  | 4   | 0  | 2  | 1   | 0  | 0  | 0  | 1  | 0  | 0  | 0   | 0   | 0  | 0   | 0  | 0  | 1  | 1 | .309 |
| Apr 05 | FLORIDA           | *3b  | 5   | 2  | 3  | 3   | 0  | 0  | 1  | 0  | 0  | 0  | 0   | 0   | 0  | 0   | 0  | 1  | 3  | 1 | .322 |
| Apr 06 | FLORIDA-1         | *3b  | 5   | 0  | 1  | 1   | 0  | 0  | 0  | 1  | 0  | 0  | 0   | 0   | 0  | 0   | 2  | 1  | 0  | 0 | .317 |
| Apr 06 | FLORIDA-2         | *3b  | 4   | 1  | 0  | 0   | 0  | 0  | 0  | 1  | 0  | 0  | 0   | 0   | 0  | 0   | 1  | 0  | 3  | 1 | .306 |
| Apr 09 | vs Southern Miss  | *3b  | 4   | 1  | 1  | 1   | 1  | 0  | 0  | 1  | 0  | 0  | 0   | 0   | 0  | 1   | 1  | 1  | 1  | 0 | .305 |
| Apr 12 | KENTUCKY          | *3b  | 5   | 0  | 1  | 0   | 0  | 0  | 0  | 0  | 0  | 0  | 0   | 0   | 0  | 0   | 2  | 0  | 1  | 0 | .301 |
| Apr 14 | KENTUCKY-1        | *3b  | 3   | 0  | 0  | 0   | 0  | 0  | 0  | 0  | 0  | 0  | 0   | 0   | 0  | 0   | 0  | 1  | 0  | 0 | .294 |
| Apr 14 | KENTUCKY-2        | *3b  | 2   | 0  | 0  | 0   | 0  | 0  | 0  | 2  | 0  | 0  | 0   | 0   | 0  | 0   | 2  | 0  | 0  | 0 | .290 |
| Apr 16 | MEMPHIS           | *3b  | 2   | 0  | 0  | 0   | 0  | 0  | 0  | 2  | 0  | 0  | 0   | 0   | 0  | 0   | 1  | 0  | 0  | 0 | .286 |
| Apr 18 | at Auburn         | *3b  | 4   | 0  | 1  | 0   | 0  | 0  | 0  | 0  | 0  | 0  | 1   | 0   | 0  | 1   | 1  | 1  | 2  | 0 | .285 |
| Apr 19 | at Auburn         | *3b  | 3   | 2  | 2  | 1   | 0  | 0  | 1  | 2  | 0  | 0  | 0   | 0   | 0  | 0   | 1  | 0  | 0  | 0 | .293 |
| Apr 20 | at Auburn         | *3b  | 5   | 0  | 3  | 1   | 1  | 0  | 0  | 0  | 0  | 0  | 0   | 0   | 0  | 0   | 0  | 2  | 2  | 0 | .303 |
| Totals |                   | 41gs | 152 | 25 | 46 | 51  | 4  | 1  | 10 | 28 | 2  | 1  | 9   | 0   | 3  | 4   | 28 | 31 | 53 | 6 | .303 |

On base pct. .432 • Slugging pct. .539

## CAREER STATS

| Year  | Avg. | GP | GS | AB  | R  | H  | 2B | 3B | HR | RBI | TB  | SLG% | BB | HBP | SO | GDP | OB%  | SF | SH | SB | ATT | PO | A   | E  | FLD% |
|-------|------|----|----|-----|----|----|----|----|----|-----|-----|------|----|-----|----|-----|------|----|----|----|-----|----|-----|----|------|
| 2018  | .301 | 54 | 50 | 173 | 35 | 52 | 11 | 0  | 9  | 38  | 90  | .520 | 15 | 12  | 39 | 5   | .391 | 2  | 0  | 1  | 3   | 21 | 79  | 5  | .952 |
| 2019  | .303 | 41 | 41 | 152 | 25 | 46 | 4  | 1  | 10 | 51  | 82  | .539 | 28 | 9   | 28 | 4   | .432 | 3  | 0  | 2  | 3   | 31 | 53  | 6  | .933 |
| TOTAL | .302 | 95 | 91 | 325 | 60 | 98 | 15 | 1  | 19 | 89  | 172 | .529 | 43 | 21  | 67 | 9   | .411 | 5  | 0  | 3  | 6   | 52 | 132 | 11 | .944 |



# 11 CHASE COCKRELL



SR. | INF/OF | BASTROP, LA. | HINDS CC

## SEASON HIGHS

- ▶ Runs: 2, 3x, MR vs. UAB (3/8/19)
- ▶ Hits: 3, at Memphis (3/25/19)
- ▶ Home Runs: --
- ▶ RBI: 2, 2x, MR at Memphis (3/25/19)
- ▶ Walks: 2, 3x, MR vs. UAB (3/8/19)
- ▶ Stolen Bases: --
- ▶ Assists: 1, vs. Wright State (2/16/19)

## CAREER HIGHS


- ▶ Runs: 3, 2x, MR vs. Arkansas (3/31/18)
- ▶ Hits: 3, 6x, MR at Memphis (3/25/19)
- ▶ Home Runs: 2, 2x, MR at South Carolina (5/6/18)
- ▶ RBI: 3, 4x, MR at South Carolina (5/6/18)
- ▶ Walks: 2, 4x, MR vs. UAB (3/8/19)
- ▶ Stolen Bases: 1, vs. LSU (4/27/18)
- ▶ Assists: 2, at Kentucky (3/25/17)

| Date   | Opponent          | Pos   | AB | R  | H  | RBI | 2B | 3B | HR | BB | SB | CS | HBP | SAC | SF | GDP | K  | PO | A | E | Avg  |
|--------|-------------------|-------|----|----|----|-----|----|----|----|----|----|----|-----|-----|----|-----|----|----|---|---|------|
| Feb 15 | WRIGHT STATE      | *dh   | 3  | 0  | 0  | 0   | 0  | 0  | 0  | 1  | 0  | 0  | 0   | 0   | 0  | 0   | 1  | 0  | 0 | 0 | .000 |
| Feb 16 | WRIGHT STATE      | *of   | 4  | 1  | 2  | 1   | 0  | 0  | 0  | 0  | 0  | 0  | 0   | 0   | 0  | 0   | 2  | 3  | 1 | 0 | .286 |
| Feb 20 | ARKANSAS STATE    | *dh   | 3  | 0  | 1  | 1   | 1  | 0  | 0  | 1  | 0  | 0  | 0   | 0   | 0  | 0   | 2  | 0  | 0 | 0 | .300 |
| Feb 22 | at Tulane         | *dh   | 3  | 1  | 1  | 0   | 1  | 0  | 0  | 1  | 0  | 0  | 0   | 0   | 0  | 0   | 1  | 0  | 0 | 0 | .308 |
| Feb 23 | at Tulane         | *dh   | 5  | 0  | 0  | 0   | 0  | 0  | 0  | 0  | 0  | 0  | 0   | 0   | 0  | 0   | 3  | 0  | 0 | 0 | .222 |
| Feb 26 | UT MARTIN         | *dh   | 3  | 2  | 1  | 0   | 1  | 0  | 0  | 1  | 0  | 0  | 0   | 0   | 0  | 0   | 1  | 0  | 0 | 0 | .238 |
| Mar 01 | LONG BEACH STATE  | *dh   | 3  | 1  | 1  | 1   | 0  | 0  | 0  | 1  | 0  | 0  | 0   | 0   | 0  | 0   | 1  | 0  | 0 | 0 | .250 |
| Mar 02 | LONG BEACH STATE- | *dh   | 4  | 0  | 1  | 0   | 0  | 0  | 0  | 0  | 0  | 0  | 0   | 0   | 0  | 0   | 2  | 0  | 0 | 0 | .250 |
| Mar 02 | LONG BEACH STATE- | *dh   | 2  | 1  | 0  | 0   | 0  | 0  | 0  | 2  | 0  | 0  | 0   | 0   | 0  | 0   | 1  | 0  | 0 | 0 | .233 |
| Mar 05 | LITTLE ROCK       | *dh   | 2  | 0  | 0  | 0   | 0  | 0  | 0  | 2  | 0  | 0  | 0   | 0   | 0  | 0   | 2  | 0  | 0 | 0 | .219 |
| Mar 06 | ECU               | *dh   | 3  | 0  | 0  | 0   | 0  | 0  | 0  | 0  | 0  | 0  | 0   | 0   | 0  | 0   | 0  | 0  | 0 | 0 | .200 |
| Mar 08 | UAB               | *of   | 2  | 2  | 1  | 2   | 0  | 0  | 0  | 2  | 0  | 0  | 1   | 0   | 0  | 0   | 0  | 3  | 0 | 0 | .216 |
| Mar 10 | UAB               | *of   | 3  | 0  | 1  | 0   | 0  | 0  | 0  | 0  | 0  | 1  | 0   | 0   | 0  | 0   | 2  | 0  | 0 | 0 | .225 |
| Mar 12 | at Louisville     | ph    | 1  | 0  | 0  | 0   | 0  | 0  | 0  | 0  | 0  | 0  | 0   | 0   | 0  | 0   | 0  | 0  | 0 | 0 | .220 |
| Mar 13 | at Louisville     | ph/of | 3  | 1  | 0  | 0   | 0  | 0  | 0  | 0  | 0  | 0  | 0   | 0   | 0  | 0   | 2  | 0  | 0 | 0 | .205 |
| Mar 16 | ALABAMA           | ph    | 1  | 0  | 0  | 0   | 0  | 0  | 0  | 0  | 0  | 0  | 0   | 0   | 0  | 0   | 1  | 0  | 0 | 0 | .200 |
| Mar 19 | ARKANSAS-PINE BLU | of    | 2  | 0  | 0  | 1   | 0  | 0  | 0  | 0  | 0  | 0  | 2   | 0   | 0  | 0   | 1  | 1  | 0 | 0 | .191 |
| Mar 20 | ARKANSAS-PINE BLU | ph/of | 0  | 0  | 0  | 1   | 0  | 0  | 0  | 0  | 0  | 0  | 1   | 0   | 0  | 0   | 0  | 0  | 0 | 0 | .191 |
| Mar 24 | at Mizzou         | *of   | 3  | 0  | 1  | 0   | 0  | 0  | 0  | 0  | 0  | 0  | 0   | 0   | 0  | 0   | 0  | 3  | 0 | 0 | .200 |
| Mar 26 | at Memphis        | *of   | 5  | 1  | 3  | 2   | 2  | 0  | 0  | 0  | 0  | 0  | 0   | 0   | 0  | 0   | 2  | 1  | 0 | 0 | .236 |
| Mar 29 | at Arkansas       | *of   | 3  | 0  | 0  | 0   | 0  | 0  | 0  | 0  | 0  | 0  | 0   | 0   | 0  | 0   | 3  | 0  | 0 | 0 | .224 |
| Apr 02 | NORTH ALABAMA     | *of   | 2  | 0  | 0  | 0   | 0  | 0  | 0  | 1  | 0  | 0  | 0   | 0   | 0  | 0   | 1  | 0  | 0 | 0 | .217 |
| Apr 05 | FLORIDA           | *of   | 3  | 0  | 1  | 0   | 0  | 0  | 0  | 1  | 0  | 0  | 0   | 0   | 0  | 0   | 0  | 0  | 0 | 0 | .222 |
| Apr 06 | FLORIDA-2         | *of   | 4  | 1  | 2  | 1   | 0  | 0  | 0  | 0  | 0  | 0  | 0   | 0   | 0  | 0   | 1  | 1  | 0 | 0 | .239 |
| Apr 09 | vs Southern Miss  | *of   | 3  | 0  | 1  | 1   | 0  | 0  | 0  | 0  | 0  | 0  | 0   | 0   | 0  | 0   | 1  | 2  | 0 | 0 | .243 |
| Apr 12 | KENTUCKY          | *of   | 3  | 0  | 0  | 0   | 0  | 0  | 0  | 0  | 0  | 0  | 0   | 0   | 0  | 0   | 3  | 0  | 0 | 0 | .233 |
| Apr 14 | KENTUCKY-1        | *of   | 2  | 0  | 1  | 0   | 0  | 0  | 0  | 0  | 0  | 0  | 0   | 0   | 0  | 0   | 1  | 1  | 0 | 0 | .240 |
| Apr 20 | at Auburn         | ph    | 1  | 0  | 0  | 0   | 0  | 0  | 0  | 0  | 0  | 0  | 0   | 0   | 0  | 0   | 0  | 0  | 0 | 0 | .237 |
| Totals |                   | 22gs  | 76 | 11 | 18 | 11  | 5  | 0  | 0  | 13 | 0  | 1  | 4   | 0   | 0  | 0   | 34 | 15 | 1 | 0 | .237 |

On base pct. .376 • Slugging pct. .303

## CAREER STATS

| Year  | Avg. | GP  | GS | AB  | R  | H  | 2B | 3B | HR | RBI | TB  | SLG% | BB | HBP | SO  | GDP | OB%  | SF | SH | SB | ATT | PO | A | E | FLD%  |
|-------|------|-----|----|-----|----|----|----|----|----|-----|-----|------|----|-----|-----|-----|------|----|----|----|-----|----|---|---|-------|
| 2017  | .239 | 25  | 19 | 67  | 10 | 16 | 3  | 0  | 2  | 6   | 25  | .373 | 4  | 1   | 27  | 0   | .292 | 0  | 0  | 0  | 0   | 77 | 3 | 2 | .976  |
| 2018  | .317 | 54  | 52 | 180 | 37 | 57 | 13 | 0  | 9  | 38  | 97  | .539 | 13 | 6   | 58  | 3   | .376 | 3  | 0  | 1  | 2   | 0  | 0 | 0 | .000  |
| 2019  | .237 | 28  | 22 | 76  | 11 | 18 | 5  | 0  | 0  | 11  | 23  | .303 | 13 | 4   | 34  | 0   | .376 | 0  | 0  | 0  | 1   | 15 | 1 | 0 | 1.000 |
| TOTAL | .282 | 107 | 93 | 323 | 58 | 91 | 21 | 0  | 11 | 55  | 145 | .449 | 30 | 11  | 119 | 3   | .360 | 3  | 0  | 1  | 3   | 92 | 4 | 2 | .980  |



# 13 COOPER JOHNSON



JR. | C | MUNDELEIN, ILL. | CARMEL CATHOLIC HS

## SEASON HIGHS

- ▶ Runs: 2, 2x, MR vs. Florida (4/5/19)
- ▶ Hits: 3, vs. Wright State (2/15/19)
- ▶ Home Runs: 1, 5x, MR vs. Auburn (4/20/19)
- ▶ RBI: 5, vs. Florida (4/5/19)
- ▶ Walks: 2, vs. UAB (3/10/19)
- ▶ Stolen Bases: 1, 2x, MR vs. Auburn (4/20/19)
- ▶ Assists: 6, vs. Long Beach State (3/1/19)

## CAREER HIGHS

- ▶ Runs: 3 vs. ULM (5/2/17)
- ▶ Hits: 3, vs. Wright State (2/15/19)
- ▶ Home Runs: 1, 7x, MR vs. Auburn (4/20/19)
- ▶ RBI: 5, vs. Florida (4/5/19)
- ▶ Walks: 2, 2x, MR vs. UAB (3/10/19)
- ▶ Stolen Bases: 1, 2x, MR vs. Auburn (4/20/19)
- ▶ Assists: 6, vs. Long Beach State (3/1/19)

| Date   | Opponent          | Pos  | AB  | R  | H  | RBI | 2B | 3B | HR | BB | SB | CS | HBP | SAC | SF | GDP | K  | PO  | A  | E | Avg  |
|--------|-------------------|------|-----|----|----|-----|----|----|----|----|----|----|-----|-----|----|-----|----|-----|----|---|------|
| Feb 15 | WRIGHT STATE      | *c   | 4   | 2  | 3  | 2   | 1  | 0  | 1  | 0  | 0  | 0  | 0   | 0   | 0  | 0   | 1  | 6   | 1  | 0 | .750 |
| Feb 16 | WRIGHT STATE      | *c   | 3   | 1  | 1  | 1   | 0  | 0  | 0  | 1  | 0  | 0  | 0   | 0   | 0  | 1   | 0  | 9   | 2  | 0 | .571 |
| Feb 22 | at Tulane         | *c   | 3   | 0  | 0  | 0   | 0  | 0  | 0  | 0  | 0  | 1  | 0   | 1   | 0  | 0   | 0  | 10  | 1  | 0 | .400 |
| Feb 23 | at Tulane         | *c   | 4   | 0  | 1  | 0   | 1  | 0  | 0  | 0  | 1  | 0  | 1   | 0   | 0  | 0   | 1  | 7   | 0  | 0 | .357 |
| Feb 24 | at Tulane         | *c   | 3   | 0  | 0  | 0   | 0  | 0  | 0  | 0  | 0  | 0  | 0   | 1   | 0  | 0   | 0  | 8   | 0  | 0 | .294 |
| Mar 01 | LONG BEACH STATE  | *c   | 3   | 1  | 1  | 1   | 1  | 0  | 0  | 0  | 0  | 0  | 0   | 0   | 1  | 0   | 0  | 6   | 6  | 0 | .300 |
| Mar 02 | LONG BEACH STATE- | *c   | 3   | 1  | 1  | 0   | 0  | 0  | 0  | 1  | 0  | 0  | 0   | 0   | 0  | 0   | 0  | 7   | 2  | 0 | .304 |
| Mar 02 | LONG BEACH STATE- | *c   | 3   | 1  | 2  | 0   | 0  | 0  | 0  | 1  | 0  | 0  | 0   | 0   | 0  | 0   | 0  | 6   | 1  | 0 | .346 |
| Mar 06 | ECU               | *c   | 4   | 0  | 0  | 0   | 0  | 0  | 0  | 0  | 0  | 0  | 0   | 0   | 0  | 0   | 1  | 12  | 2  | 0 | .300 |
| Mar 08 | UAB               | *c   | 2   | 1  | 1  | 0   | 0  | 0  | 0  | 0  | 0  | 0  | 2   | 0   | 0  | 0   | 1  | 3   | 1  | 0 | .312 |
| Mar 09 | UAB               | *c   | 3   | 1  | 1  | 2   | 1  | 0  | 0  | 0  | 0  | 0  | 0   | 0   | 1  | 0   | 0  | 6   | 1  | 0 | .314 |
| Mar 10 | UAB               | *c   | 2   | 0  | 0  | 0   | 0  | 0  | 0  | 2  | 0  | 0  | 0   | 0   | 0  | 0   | 0  | 8   | 1  | 1 | .297 |
| Mar 12 | at Louisville     | c    | 1   | 0  | 0  | 0   | 0  | 0  | 0  | 0  | 0  | 0  | 0   | 0   | 0  | 0   | 0  | 5   | 0  | 0 | .289 |
| Mar 13 | at Louisville     | *c   | 5   | 1  | 2  | 2   | 1  | 0  | 1  | 0  | 0  | 0  | 0   | 0   | 0  | 0   | 1  | 8   | 1  | 0 | .302 |
| Mar 15 | ALABAMA           | *c   | 3   | 0  | 1  | 0   | 0  | 0  | 0  | 0  | 0  | 0  | 0   | 0   | 0  | 0   | 1  | 14  | 1  | 0 | .304 |
| Mar 16 | ALABAMA           | *c   | 4   | 1  | 1  | 0   | 0  | 0  | 0  | 1  | 0  | 0  | 0   | 0   | 0  | 0   | 1  | 11  | 2  | 0 | .300 |
| Mar 17 | ALABAMA           | *c   | 3   | 1  | 1  | 2   | 0  | 0  | 0  | 0  | 0  | 0  | 0   | 0   | 1  | 0   | 0  | 13  | 1  | 0 | .302 |
| Mar 19 | ARKANSAS-PINE BLU | *c   | 3   | 0  | 0  | 0   | 0  | 0  | 0  | 0  | 0  | 0  | 0   | 0   | 0  | 0   | 0  | 6   | 0  | 0 | .286 |
| Mar 22 | at Mizzou         | *c   | 2   | 0  | 0  | 0   | 0  | 0  | 0  | 1  | 0  | 0  | 0   | 1   | 0  | 0   | 1  | 7   | 1  | 1 | .276 |
| Mar 23 | at Mizzou         | *c   | 4   | 1  | 1  | 0   | 0  | 0  | 0  | 0  | 0  | 0  | 0   | 0   | 0  | 0   | 1  | 6   | 1  | 0 | .274 |
| Mar 24 | at Mizzou         | *c   | 4   | 1  | 1  | 0   | 0  | 0  | 0  | 0  | 0  | 0  | 0   | 0   | 0  | 0   | 2  | 6   | 2  | 0 | .273 |
| Mar 26 | at Memphis        | c    | 0   | 0  | 0  | 0   | 0  | 0  | 0  | 1  | 0  | 0  | 0   | 0   | 0  | 0   | 0  | 5   | 0  | 0 | .273 |
| Mar 29 | at Arkansas       | *c   | 4   | 1  | 1  | 1   | 0  | 0  | 1  | 0  | 0  | 0  | 0   | 0   | 0  | 0   | 1  | 6   | 2  | 1 | .271 |
| Mar 30 | at Arkansas       | *c   | 4   | 0  | 2  | 0   | 1  | 0  | 0  | 0  | 0  | 0  | 0   | 0   | 0  | 0   | 1  | 12  | 1  | 0 | .284 |
| Mar 31 | at Arkansas       | *c   | 4   | 0  | 1  | 0   | 0  | 0  | 0  | 1  | 0  | 0  | 1   | 0   | 0  | 0   | 1  | 7   | 2  | 0 | .282 |
| Apr 02 | NORTH ALABAMA     | ph   | 1   | 1  | 1  | 0   | 1  | 0  | 0  | 0  | 0  | 0  | 0   | 0   | 0  | 0   | 0  | 0   | 0  | 0 | .291 |
| Apr 05 | FLORIDA           | *c   | 4   | 1  | 2  | 5   | 0  | 0  | 1  | 1  | 0  | 0  | 0   | 0   | 0  | 0   | 1  | 4   | 3  | 0 | .301 |
| Apr 06 | FLORIDA-1         | *c   | 4   | 1  | 1  | 1   | 0  | 0  | 0  | 0  | 0  | 0  | 0   | 0   | 0  | 0   | 1  | 6   | 2  | 0 | .299 |
| Apr 06 | FLORIDA-2         | *c   | 1   | 0  | 0  | 0   | 0  | 0  | 0  | 0  | 0  | 0  | 0   | 0   | 0  | 0   | 0  | 7   | 0  | 0 | .295 |
| Apr 12 | KENTUCKY          | *c   | 4   | 0  | 1  | 0   | 0  | 0  | 0  | 0  | 0  | 0  | 0   | 0   | 0  | 0   | 3  | 14  | 0  | 0 | .293 |
| Apr 14 | KENTUCKY-1        | *c   | 3   | 0  | 2  | 0   | 0  | 0  | 0  | 0  | 0  | 0  | 0   | 0   | 0  | 0   | 0  | 12  | 1  | 0 | .305 |
| Apr 14 | KENTUCKY-2        | *c   | 4   | 0  | 1  | 0   | 1  | 0  | 0  | 0  | 0  | 0  | 0   | 0   | 0  | 0   | 0  | 12  | 0  | 0 | .303 |
| Apr 16 | MEMPHIS           | *c   | 3   | 1  | 0  | 0   | 0  | 0  | 0  | 1  | 0  | 0  | 0   | 0   | 0  | 0   | 1  | 8   | 2  | 0 | .294 |
| Apr 18 | at Auburn         | *c   | 4   | 0  | 0  | 0   | 0  | 0  | 0  | 0  | 0  | 0  | 0   | 0   | 0  | 0   | 1  | 7   | 1  | 0 | .283 |
| Apr 19 | at Auburn         | *c   | 4   | 1  | 1  | 0   | 0  | 0  | 0  | 0  | 0  | 0  | 0   | 0   | 0  | 0   | 1  | 10  | 0  | 0 | .282 |
| Apr 20 | at Auburn         | *c   | 3   | 1  | 1  | 1   | 0  | 0  | 1  | 1  | 1  | 0  | 0   | 0   | 0  | 0   | 1  | 9   | 1  | 0 | .283 |
| Totals |                   | 33gs | 113 | 20 | 32 | 18  | 8  | 0  | 5  | 12 | 2  | 1  | 4   | 3   | 3  | 1   | 23 | 283 | 42 | 3 | .283 |

On base pct. .364 • Slugging pct. .487

## CAREER STATS

| Year  | Avg. | GP  | GS | AB  | R  | H  | 2B | 3B | HR | RBI | TB  | SLG% | BB | HBP | SO | GDP | OB%  | SF | SH | SB | ATT | PO  | A   | E | FLD% |
|-------|------|-----|----|-----|----|----|----|----|----|-----|-----|------|----|-----|----|-----|------|----|----|----|-----|-----|-----|---|------|
| 2017  | .213 | 42  | 38 | 108 | 17 | 23 | 6  | 0  | 0  | 8   | 29  | .269 | 13 | 1   | 27 | 2   | .301 | 1  | 5  | 0  | 3   | 342 | 47  | 2 | .995 |
| 2018  | .235 | 26  | 20 | 68  | 10 | 16 | 0  | 0  | 2  | 11  | 22  | .324 | 9  | 1   | 3  | 5   | .329 | 1  | 1  | 0  | 1   | 168 | 19  | 1 | .995 |
| 2019  | .283 | 36  | 33 | 113 | 20 | 32 | 8  | 0  | 5  | 18  | 55  | .487 | 12 | 4   | 23 | 1   | .364 | 3  | 3  | 2  | 3   | 283 | 42  | 3 | .991 |
| TOTAL | .246 | 104 | 91 | 289 | 47 | 71 | 14 | 0  | 7  | 37  | 106 | .367 | 34 | 6   | 53 | 8   | .332 | 5  | 9  | 2  | 7   | 793 | 108 | 6 | .993 |





# 14 COLE ZABOWSKI



JR. | INF | LAWRENCEVILLE, GA. | COLLINS HILL HS

## SEASON HIGHS

- Runs: 3, 2x, MR vs. Florida (4/6/19)
- Hits: 3, 4x, MR at Arkansas (3/31/19)
- Home Runs: 1, 9x, MR at Auburn (4/19/19)
- RBI: 4, 3x, MR vs. Kentucky (4/12/19)
- Walks: 2, 2x, MR vs. Alabama (3/16/19)
- Stolen Bases: 1, 5x, MR at Arkansas (3/31/19)
- Assists: 2, 3x, MR at Arkansas (3/31/19)

## CAREER HIGHS

- Runs: 3, 2x, MR vs. Florida (4/6/19)
- Hits: 4, 2x, at Alabama (5/19/18)
- Home Runs: 1, 20x, MR at Auburn (4/19/19)
- RBI: 6, at Alabama (5/19/18)
- Walks: 2, 6x, MR vs. Alabama (3/16/19)
- Stolen Bases: 1, 5x, MR at Arkansas (3/31/19)
- Assists: 3, vs. East Carolina (2/19/17)

| Date   | Opponent          | Pos  | AB  | R  | H  | RBI | 2B | 3B | HR | BB | SB | CS | HBP | SAC | SF | GDP | K  | PO  | A  | E | Avg  |
|--------|-------------------|------|-----|----|----|-----|----|----|----|----|----|----|-----|-----|----|-----|----|-----|----|---|------|
| Feb 15 | WRIGHT STATE      | *1b  | 5   | 1  | 2  | 1   | 1  | 0  | 0  | 0  | 0  | 0  | 0   | 0   | 0  | 0   | 1  | 8   | 1  | 0 | .400 |
| Feb 16 | WRIGHT STATE      | *1b  | 3   | 0  | 0  | 0   | 0  | 0  | 0  | 1  | 0  | 0  | 0   | 0   | 0  | 0   | 1  | 8   | 2  | 0 | .250 |
| Feb 20 | ARKANSAS STATE    | *1b  | 4   | 1  | 3  | 1   | 1  | 0  | 0  | 0  | 1  | 0  | 0   | 0   | 0  | 0   | 0  | 7   | 0  | 0 | .417 |
| Feb 22 | at Tulane         | *1b  | 5   | 1  | 1  | 2   | 0  | 0  | 1  | 0  | 0  | 0  | 0   | 0   | 0  | 0   | 0  | 5   | 0  | 0 | .353 |
| Feb 23 | at Tulane         | *1b  | 5   | 2  | 1  | 0   | 0  | 0  | 0  | 0  | 0  | 0  | 0   | 0   | 0  | 0   | 1  | 6   | 1  | 1 | .318 |
| Feb 24 | at Tulane         | *1b  | 4   | 1  | 0  | 0   | 0  | 0  | 0  | 0  | 0  | 0  | 0   | 0   | 0  | 0   | 1  | 10  | 0  | 1 | .269 |
| Feb 26 | UT MARTIN         | *1b  | 4   | 2  | 2  | 3   | 0  | 0  | 1  | 0  | 0  | 0  | 0   | 0   | 0  | 0   | 0  | 5   | 0  | 0 | .300 |
| Mar 01 | LONG BEACH STATE  | *1b  | 2   | 1  | 0  | 0   | 0  | 0  | 0  | 2  | 1  | 0  | 0   | 0   | 0  | 0   | 2  | 12  | 1  | 0 | .281 |
| Mar 02 | LONG BEACH STATE- | *1b  | 4   | 1  | 2  | 0   | 0  | 0  | 0  | 0  | 0  | 0  | 0   | 0   | 0  | 0   | 0  | 12  | 1  | 0 | .306 |
| Mar 02 | LONG BEACH STATE- | *1b  | 4   | 0  | 1  | 0   | 1  | 0  | 0  | 0  | 0  | 0  | 0   | 0   | 0  | 0   | 1  | 14  | 0  | 0 | .300 |
| Mar 05 | LITTLE ROCK       | *1b  | 4   | 0  | 1  | 1   | 0  | 0  | 0  | 0  | 0  | 0  | 0   | 0   | 0  | 0   | 1  | 6   | 0  | 0 | .295 |
| Mar 06 | ECU               | *1b  | 3   | 0  | 0  | 0   | 0  | 0  | 0  | 1  | 0  | 0  | 0   | 0   | 0  | 0   | 1  | 7   | 1  | 0 | .277 |
| Mar 08 | UAB               | *1b  | 4   | 3  | 2  | 3   | 0  | 0  | 1  | 0  | 1  | 0  | 1   | 0   | 0  | 0   | 1  | 9   | 0  | 0 | .294 |
| Mar 09 | UAB               | *1b  | 4   | 1  | 3  | 4   | 1  | 0  | 0  | 0  | 0  | 0  | 0   | 0   | 0  | 0   | 0  | 6   | 1  | 1 | .327 |
| Mar 10 | UAB               | *1b  | 4   | 0  | 0  | 0   | 0  | 0  | 0  | 0  | 0  | 0  | 0   | 0   | 0  | 0   | 0  | 7   | 0  | 1 | .305 |
| Mar 12 | at Louisville     | *1b  | 4   | 1  | 1  | 0   | 0  | 0  | 0  | 0  | 0  | 0  | 0   | 0   | 0  | 0   | 1  | 9   | 0  | 0 | .302 |
| Mar 13 | at Louisville     | *1b  | 3   | 1  | 2  | 1   | 0  | 0  | 0  | 1  | 0  | 0  | 1   | 0   | 0  | 0   | 1  | 7   | 0  | 1 | .318 |
| Mar 15 | ALABAMA           | *1b  | 3   | 1  | 2  | 1   | 0  | 0  | 1  | 0  | 0  | 0  | 0   | 0   | 0  | 0   | 0  | 4   | 0  | 0 | .333 |
| Mar 16 | ALABAMA           | *1b  | 3   | 0  | 0  | 0   | 0  | 0  | 0  | 2  | 0  | 0  | 0   | 0   | 0  | 0   | 1  | 6   | 0  | 0 | .319 |
| Mar 17 | ALABAMA           | *1b  | 4   | 1  | 0  | 0   | 0  | 0  | 0  | 1  | 0  | 0  | 0   | 0   | 0  | 0   | 1  | 6   | 0  | 1 | .303 |
| Mar 19 | ARKANSAS-PINE BLU | *dh  | 1   | 0  | 0  | 1   | 0  | 0  | 0  | 0  | 0  | 0  | 1   | 0   | 1  | 0   | 0  | 0   | 0  | 0 | .299 |
| Mar 20 | ARKANSAS-PINE BLU | *1b  | 2   | 1  | 1  | 0   | 0  | 0  | 0  | 0  | 0  | 0  | 0   | 0   | 0  | 0   | 1  | 4   | 0  | 0 | .304 |
| Mar 22 | at Mizzou         | *1b  | 4   | 1  | 1  | 0   | 0  | 0  | 0  | 0  | 0  | 0  | 0   | 0   | 0  | 0   | 3  | 9   | 0  | 0 | .301 |
| Mar 23 | at Mizzou         | *1b  | 4   | 0  | 2  | 0   | 1  | 0  | 0  | 0  | 1  | 0  | 0   | 0   | 0  | 0   | 0  | 8   | 1  | 0 | .310 |
| Mar 24 | at Mizzou         | *1b  | 4   | 0  | 0  | 0   | 0  | 0  | 0  | 0  | 0  | 0  | 0   | 0   | 0  | 0   | 0  | 10  | 0  | 0 | .297 |
| Mar 26 | at Memphis        | *1b  | 4   | 0  | 0  | 1   | 0  | 0  | 0  | 0  | 0  | 0  | 0   | 0   | 1  | 0   | 0  | 7   | 2  | 0 | .284 |
| Mar 29 | at Arkansas       | *1b  | 4   | 0  | 1  | 1   | 0  | 0  | 0  | 0  | 0  | 0  | 0   | 0   | 0  | 0   | 1  | 8   | 2  | 0 | .283 |
| Mar 30 | at Arkansas       | *dh  | 4   | 1  | 3  | 1   | 0  | 0  | 1  | 0  | 0  | 0  | 0   | 0   | 0  | 0   | 1  | 0   | 0  | 0 | .301 |
| Mar 31 | at Arkansas       | *dh  | 5   | 0  | 3  | 4   | 0  | 0  | 0  | 1  | 1  | 0  | 0   | 0   | 0  | 0   | 0  | 0   | 0  | 0 | .315 |
| Apr 02 | NORTH ALABAMA     | *dh  | 4   | 0  | 1  | 1   | 1  | 0  | 0  | 0  | 0  | 0  | 0   | 0   | 0  | 0   | 0  | 0   | 0  | 0 | .312 |
| Apr 05 | FLORIDA           | *dh  | 5   | 2  | 2  | 1   | 0  | 0  | 1  | 0  | 0  | 0  | 0   | 0   | 0  | 0   | 1  | 0   | 0  | 0 | .316 |
| Apr 06 | FLORIDA-1         | *dh  | 4   | 2  | 2  | 0   | 1  | 0  | 0  | 1  | 0  | 0  | 0   | 0   | 0  | 0   | 1  | 0   | 0  | 0 | .322 |
| Apr 06 | FLORIDA-2         | *dh  | 4   | 3  | 2  | 3   | 0  | 0  | 1  | 1  | 0  | 0  | 0   | 0   | 0  | 0   | 0  | 0   | 0  | 0 | .328 |
| Apr 09 | vs Southern Miss  | *dh  | 4   | 2  | 1  | 1   | 0  | 0  | 0  | 0  | 0  | 0  | 0   | 0   | 0  | 0   | 1  | 0   | 0  | 0 | .326 |
| Apr 12 | KENTUCKY          | *dh  | 4   | 1  | 2  | 4   | 0  | 0  | 1  | 0  | 0  | 0  | 0   | 0   | 0  | 0   | 0  | 0   | 0  | 0 | .331 |
| Apr 14 | KENTUCKY-1        | *1b  | 3   | 0  | 1  | 0   | 0  | 0  | 0  | 0  | 0  | 0  | 0   | 0   | 0  | 1   | 0  | 1   | 0  | 0 | .331 |
| Apr 14 | KENTUCKY-2        | *1b  | 2   | 0  | 1  | 0   | 1  | 0  | 0  | 2  | 0  | 0  | 0   | 0   | 0  | 0   | 1  | 1   | 0  | 0 | .333 |
| Apr 16 | MEMPHIS           | *1b  | 4   | 1  | 1  | 1   | 1  | 0  | 0  | 0  | 0  | 0  | 0   | 0   | 0  | 1   | 2  | 9   | 2  | 0 | .331 |
| Apr 18 | at Auburn         | *1b  | 4   | 0  | 1  | 0   | 0  | 0  | 0  | 0  | 0  | 0  | 0   | 0   | 0  | 0   | 1  | 8   | 0  | 0 | .329 |
| Apr 19 | at Auburn         | *dh  | 5   | 1  | 1  | 2   | 0  | 0  | 1  | 0  | 0  | 0  | 0   | 0   | 0  | 0   | 3  | 0   | 0  | 0 | .325 |
| Apr 20 | at Auburn         | *1b  | 4   | 0  | 0  | 0   | 0  | 0  | 0  | 0  | 0  | 0  | 0   | 0   | 0  | 0   | 2  | 7   | 1  | 1 | .316 |
| Totals |                   | 41gs | 155 | 33 | 49 | 38  | 9  | 0  | 9  | 13 | 5  | 0  | 3   | 0   | 2  | 2   | 32 | 226 | 16 | 7 | .316 |

On base pct. .376 • Slugging pct. .548

## CAREER STATS

| Year  | Avg. | GP  | GS  | AB  | R  | H   | 2B | 3B | HR | RBI | TB  | SLG% | BB | HBP | SO  | GDP | OB%  | SF | SH | SB | ATT | PO  | A  | E  | FLD% |
|-------|------|-----|-----|-----|----|-----|----|----|----|-----|-----|------|----|-----|-----|-----|------|----|----|----|-----|-----|----|----|------|
| 2017  | .239 | 39  | 24  | 92  | 8  | 22  | 1  | 0  | 1  | 11  | 26  | .283 | 10 | 0   | 26  | 1   | .311 | 1  | 0  | 0  | 1   | 169 | 19 | 4  | .979 |
| 2018  | .300 | 58  | 55  | 210 | 34 | 63  | 8  | 0  | 10 | 44  | 101 | .481 | 17 | 7   | 47  | 4   | .370 | 1  | 0  | 0  | 0   | 354 | 27 | 4  | .990 |
| 2019  | .316 | 41  | 41  | 155 | 33 | 49  | 9  | 0  | 9  | 38  | 85  | .548 | 13 | 3   | 32  | 2   | .376 | 2  | 0  | 5  | 5   | 226 | 16 | 7  | .972 |
| TOTAL | .293 | 138 | 120 | 457 | 75 | 134 | 18 | 0  | 20 | 93  | 212 | .464 | 40 | 10  | 105 | 7   | .360 | 4  | 0  | 5  | 6   | 749 | 62 | 15 | .982 |



# 15 GRAE KESSINGER



JR. | INF | OXFORD, MISS. | OXFORD HS

## SEASON HIGHS

- ▶ Runs: 4, vs. UAPB (3/20/19)
- ▶ Hits: 5, vs. Florida (4/6/19)
- ▶ Home Runs: 2, at Auburn (4/20/19)
- ▶ RBI: 5, 2x, MR vs. Florida (4/6/19)
- ▶ Walks: 3, 2x, MR vs. Southern Miss (4/9/19)
- ▶ Stolen Bases: 1, 10x, MR vs. Southern Miss (4/9/19)
- ▶ Assists: 5, 3x, MR vs. North Alabama (4/2/19)

## CAREER HIGHS

- ▶ Runs: 4, vs. UAPB (3/20/19)
- ▶ Hits: 5, vs. Florida (4/6/19)
- ▶ Home Runs: 2, at Auburn (4/20/19)
- ▶ RBI: 5, 2x, MR vs. Florida (4/6/19)
- ▶ Walks: 3, 3x, MR vs. Southern Miss (4/9/19)
- ▶ Stolen Bases: 1, 20x, MR vs. Southern Miss (4/9/19)
- ▶ Assists: 6, 2x, MR vs. Georgia (4/21/18)

| Date   | Opponent          | Pos  | AB  | R  | H  | RBI | 2B | 3B | HR | BB | SB | CS | HBP | SAC | SF | GDP | K  | PO | A  | E | Avg  |
|--------|-------------------|------|-----|----|----|-----|----|----|----|----|----|----|-----|-----|----|-----|----|----|----|---|------|
| Feb 15 | WRIGHT STATE      | *SS  | 3   | 0  | 0  | 1   | 0  | 0  | 0  | 0  | 0  | 0  | 0   | 0   | 1  | 0   | 0  | 1  | 2  | 0 | .000 |
| Feb 16 | WRIGHT STATE      | *SS  | 4   | 0  | 0  | 0   | 0  | 0  | 0  | 1  | 0  | 0  | 0   | 0   | 0  | 1   | 0  | 1  | 4  | 1 | .000 |
| Feb 20 | ARKANSAS STATE    | *SS  | 4   | 3  | 3  | 0   | 0  | 0  | 0  | 1  | 0  | 0  | 0   | 0   | 0  | 0   | 0  | 1  | 1  | 0 | .273 |
| Feb 22 | at Tulane         | *SS  | 5   | 1  | 1  | 1   | 0  | 0  | 1  | 0  | 0  | 0  | 0   | 0   | 0  | 0   | 1  | 2  | 0  | 0 | .250 |
| Feb 23 | at Tulane         | *SS  | 3   | 3  | 1  | 0   | 0  | 0  | 0  | 2  | 0  | 0  | 0   | 0   | 0  | 0   | 1  | 1  | 3  | 0 | .263 |
| Feb 24 | at Tulane         | *SS  | 5   | 1  | 1  | 0   | 0  | 0  | 0  | 0  | 0  | 0  | 0   | 0   | 0  | 0   | 0  | 2  | 3  | 0 | .250 |
| Feb 26 | UT MARTIN         | *SS  | 3   | 0  | 0  | 1   | 0  | 0  | 0  | 1  | 0  | 0  | 0   | 0   | 1  | 0   | 1  | 1  | 2  | 0 | .222 |
| Mar 01 | LONG BEACH STATE  | *SS  | 5   | 0  | 2  | 1   | 0  | 0  | 0  | 0  | 0  | 0  | 0   | 0   | 0  | 1   | 0  | 2  | 2  | 0 | .250 |
| Mar 02 | LONG BEACH STATE- | *SS  | 4   | 1  | 0  | 1   | 0  | 0  | 0  | 1  | 0  | 0  | 0   | 0   | 0  | 0   | 0  | 1  | 3  | 0 | .222 |
| Mar 02 | LONG BEACH STATE- | *SS  | 5   | 1  | 1  | 0   | 0  | 0  | 0  | 0  | 1  | 0  | 0   | 0   | 0  | 0   | 1  | 0  | 5  | 0 | .220 |
| Mar 05 | LITTLE ROCK       | *SS  | 4   | 3  | 2  | 1   | 1  | 0  | 0  | 1  | 1  | 0  | 0   | 0   | 0  | 0   | 1  | 3  | 1  | 0 | .244 |
| Mar 06 | ECU               | *SS  | 4   | 0  | 0  | 0   | 0  | 0  | 0  | 0  | 0  | 0  | 0   | 0   | 0  | 0   | 3  | 1  | 1  | 0 | .224 |
| Mar 08 | UAB               | *SS  | 6   | 1  | 2  | 1   | 1  | 0  | 0  | 0  | 0  | 0  | 0   | 0   | 0  | 0   | 1  | 4  | 4  | 1 | .236 |
| Mar 09 | UAB               | *SS  | 5   | 1  | 0  | 1   | 0  | 0  | 0  | 0  | 0  | 0  | 1   | 0   | 0  | 0   | 0  | 2  | 2  | 0 | .217 |
| Mar 10 | UAB               | *SS  | 4   | 0  | 2  | 0   | 0  | 0  | 0  | 0  | 1  | 0  | 0   | 0   | 0  | 0   | 1  | 5  | 3  | 0 | .234 |
| Mar 12 | at Louisville     | *SS  | 4   | 0  | 0  | 0   | 0  | 0  | 0  | 1  | 0  | 0  | 0   | 0   | 0  | 0   | 0  | 2  | 1  | 1 | .221 |
| Mar 13 | at Louisville     | *SS  | 3   | 1  | 1  | 1   | 0  | 0  | 0  | 3  | 0  | 0  | 0   | 0   | 0  | 0   | 0  | 2  | 2  | 0 | .225 |
| Mar 15 | ALABAMA           | *SS  | 4   | 0  | 1  | 0   | 0  | 0  | 0  | 0  | 0  | 0  | 0   | 0   | 0  | 0   | 1  | 0  | 3  | 0 | .227 |
| Mar 16 | ALABAMA           | *SS  | 5   | 1  | 2  | 1   | 0  | 0  | 0  | 0  | 0  | 0  | 0   | 0   | 0  | 0   | 0  | 2  | 2  | 1 | .237 |
| Mar 17 | ALABAMA           | *SS  | 4   | 1  | 3  | 5   | 3  | 0  | 0  | 1  | 0  | 0  | 0   | 0   | 0  | 0   | 0  | 0  | 3  | 0 | .262 |
| Mar 19 | ARKANSAS-PINE BLU | *SS  | 3   | 3  | 1  | 1   | 1  | 0  | 0  | 2  | 1  | 0  | 0   | 0   | 0  | 0   | 0  | 1  | 1  | 0 | .264 |
| Mar 20 | ARKANSAS-PINE BLU | *SS  | 4   | 4  | 2  | 1   | 2  | 0  | 0  | 1  | 1  | 0  | 0   | 0   | 0  | 0   | 0  | 0  | 2  | 0 | .275 |
| Mar 22 | at Mizzou         | *SS  | 4   | 0  | 1  | 0   | 0  | 0  | 0  | 0  | 0  | 0  | 0   | 0   | 0  | 1   | 1  | 1  | 2  | 1 | .274 |
| Mar 23 | at Mizzou         | *SS  | 3   | 0  | 0  | 0   | 0  | 0  | 0  | 1  | 1  | 0  | 0   | 0   | 0  | 0   | 1  | 0  | 3  | 2 | .265 |
| Mar 24 | at Mizzou         | *SS  | 4   | 1  | 0  | 0   | 0  | 0  | 0  | 0  | 0  | 0  | 1   | 0   | 0  | 0   | 1  | 0  | 3  | 0 | .255 |
| Mar 26 | at Memphis        | *SS  | 5   | 1  | 2  | 0   | 0  | 0  | 0  | 1  | 0  | 0  | 0   | 0   | 0  | 0   | 1  | 1  | 0  | 0 | .262 |
| Mar 29 | at Arkansas       | *SS  | 4   | 1  | 2  | 0   | 0  | 0  | 0  | 0  | 1  | 0  | 0   | 0   | 0  | 0   | 0  | 1  | 1  | 0 | .270 |
| Mar 30 | at Arkansas       | *SS  | 5   | 0  | 2  | 1   | 1  | 0  | 0  | 0  | 0  | 0  | 0   | 0   | 0  | 1   | 0  | 2  | 3  | 0 | .276 |
| Mar 31 | at Arkansas       | *SS  | 5   | 3  | 2  | 0   | 1  | 0  | 0  | 1  | 0  | 0  | 0   | 0   | 0  | 0   | 0  | 2  | 5  | 0 | .281 |
| Apr 02 | NORTH ALABAMA     | *SS  | 3   | 2  | 1  | 0   | 0  | 0  | 0  | 1  | 1  | 0  | 1   | 0   | 0  | 0   | 0  | 2  | 5  | 0 | .282 |
| Apr 05 | FLORIDA           | *SS  | 5   | 2  | 2  | 0   | 0  | 0  | 0  | 0  | 0  | 0  | 0   | 0   | 0  | 1   | 0  | 0  | 2  | 0 | .287 |
| Apr 06 | FLORIDA-1         | *SS  | 5   | 2  | 5  | 5   | 2  | 0  | 0  | 1  | 1  | 0  | 0   | 0   | 0  | 0   | 0  | 3  | 1  | 0 | .313 |
| Apr 06 | FLORIDA-2         | *SS  | 4   | 1  | 1  | 1   | 0  | 0  | 0  | 1  | 0  | 0  | 0   | 0   | 0  | 0   | 0  | 1  | 2  | 0 | .312 |
| Apr 09 | vs Southern Miss  | *SS  | 1   | 2  | 1  | 1   | 0  | 0  | 0  | 3  | 1  | 0  | 1   | 0   | 0  | 0   | 0  | 1  | 2  | 0 | .317 |
| Apr 12 | KENTUCKY          | *SS  | 5   | 3  | 4  | 2   | 0  | 0  | 1  | 0  | 0  | 0  | 0   | 0   | 0  | 0   | 0  | 0  | 2  | 0 | .333 |
| Apr 14 | KENTUCKY-1        | *SS  | 1   | 0  | 0  | 0   | 0  | 0  | 0  | 1  | 0  | 0  | 1   | 0   | 0  | 0   | 0  | 1  | 2  | 0 | .331 |
| Apr 14 | KENTUCKY-2        | *SS  | 4   | 0  | 3  | 2   | 1  | 0  | 0  | 0  | 0  | 0  | 0   | 0   | 0  | 0   | 0  | 0  | 0  | 0 | .342 |
| Apr 16 | MEMPHIS           | *SS  | 2   | 1  | 0  | 0   | 0  | 0  | 0  | 2  | 1  | 0  | 0   | 0   | 0  | 1   | 0  | 1  | 0  | 0 | .338 |
| Apr 18 | at Auburn         | *SS  | 4   | 1  | 2  | 1   | 0  | 0  | 0  | 0  | 1  | 0  | 0   | 0   | 1  | 0   | 0  | 1  | 3  | 0 | .342 |
| Apr 19 | at Auburn         | *SS  | 5   | 0  | 1  | 0   | 0  | 0  | 0  | 0  | 0  | 1  | 0   | 0   | 0  | 0   | 1  | 1  | 3  | 1 | .338 |
| Apr 20 | at Auburn         | *SS  | 4   | 3  | 3  | 3   | 0  | 0  | 2  | 1  | 0  | 0  | 0   | 0   | 0  | 0   | 0  | 2  | 1  | 0 | .348 |
| Totals |                   | 41gs | 164 | 48 | 57 | 33  | 13 | 0  | 4  | 28 | 12 | 1  | 5   | 0   | 3  | 7   | 15 | 56 | 89 | 6 | .348 |

On base pct. .450 • Slugging pct. .500

## CAREER STATS

| Year  | Avg. | GP  | GS  | AB  | R   | H   | 2B | 3B | HR | RBI | TB  | SLG% | BB | HBP | SO | GDP | OB%  | SF | SH | SB | ATT | PO  | A   | E  | FLD% |
|-------|------|-----|-----|-----|-----|-----|----|----|----|-----|-----|------|----|-----|----|-----|------|----|----|----|-----|-----|-----|----|------|
| 2017  | .175 | 55  | 53  | 154 | 15  | 27  | 5  | 0  | 2  | 16  | 38  | .247 | 23 | 2   | 30 | 1   | .287 | 2  | 8  | 2  | 6   | 77  | 119 | 10 | .951 |
| 2018  | .300 | 62  | 62  | 243 | 56  | 73  | 18 | 0  | 8  | 37  | 115 | .473 | 33 | 4   | 34 | 2   | .389 | 3  | 2  | 8  | 8   | 83  | 164 | 12 | .954 |
| 2019  | .348 | 41  | 41  | 164 | 48  | 57  | 13 | 0  | 4  | 33  | 82  | .500 | 28 | 5   | 15 | 7   | .450 | 3  | 0  | 12 | 13  | 56  | 89  | 6  | .960 |
| TOTAL | .280 | 158 | 156 | 561 | 119 | 157 | 36 | 0  | 14 | 86  | 235 | .419 | 84 | 11  | 79 | 10  | .380 | 8  | 10 | 22 | 27  | 216 | 372 | 28 | .955 |



17

GUNNAR HØGLUND

FR. | RHP/IF | HUDSON, FLA. | DAYSPRING CHRISTIAN ACADEMY

| SEASON HIGHS   | CAREER HIGHS   |
|--|--|
| <div>▶ IP (Start): 5.0, 2x, MR vs. Alabama (3/17/19)</div> <div>▶ IP (Relief): 1.2, vs. Southern Miss (4/9/19)</div> <div>▶ Strikeouts: 8, 2x, MR vs. Kentucky (4/14/19)</div> <div>▶ ER Allowed: 4, vs. Kentucky (4/14/19)</div> <div>▶ Runs Allowed: 4, vs. Kentucky (4/14/19)</div> <div>▶ Walks: 2, 3x, MR at Auburn (4/20/19)</div> <div>▶ Hits Allowed: 8, vs. Tulane (2/24)</div> | <div>▶ IP (Start): 5.0, 2x, MR vs. Alabama (3/17/19)</div> <div>▶ IP (Relief): 1.2, vs. Southern Miss (4/9/19)</div> <div>▶ Strikeouts: 8, 2x, MR vs. Kentucky (4/14/19)</div> <div>▶ ER Allowed: 4, vs. Kentucky (4/14/19)</div> <div>▶ Runs Allowed: 4, vs. Kentucky (4/14/19)</div> <div>▶ Walks: 2, 3x, MR at Auburn (4/20/19)</div> <div>▶ Hits Allowed: 8, vs. Tulane (2/24)</div> |

#17 Gunnar Høglund - 10 appearances (All games)

| Date   | Opponent          | GS | IP   | H  | R  | ER | BB | SO | 2B | 3B | HR | WP | BK | HBP | IBB | Score | W-L  | Sv  | ERA  | NP    |    |
|--------|-------------------|----|------|----|----|----|----|----|----|----|----|----|----|-----|-----|-------|------|-----|------|-------|----|
| Feb 20 | ARKANSAS STATE    | *  | 2.0  | 4  | 3  | 3  | 1  | 3  | 1  | 0  | 0  | 0  | 0  | 0   | 1   | 0     | 15-3 | 0-0 | 0    | 13.50 | 45 |
| Feb 24 | at Tulane         | *  | 4.0  | 8  | 3  | 1  | 0  | 1  | 1  | 0  | 1  | 0  | 0  | 1   | 0   | 6-3   | 0-0  | 0   | 6.00 | 74    |    |
| Mar 02 | LONG BEACH STATE- | *  | 5.0  | 6  | 1  | 1  | 0  | 3  | 0  | 0  | 1  | 0  | 0  | 0   | 0   | 5-3   | 0-0  | 0   | 4.09 | 65    |    |
| Mar 10 | UAB               | *  | 3.1  | 4  | 1  | 1  | 0  | 1  | 1  | 0  | 1  | 0  | 0  | 0   | 0   | 2-1   | 0-0  | 0   | 3.77 | 63    |    |
| Mar 17 | ALABAMA           | *  | 5.0  | 2  | 1  | 1  | 2  | 8  | 1  | 0  | 0  | 0  | 0  | 0   | 0   | 12-2  | 1-0  | 0   | 3.26 | 86    |    |
| Mar 24 | at Mizzou         | *  | 2.2  | 3  | 3  | 3  | 2  | 0  | 1  | 0  | 0  | 0  | 0  | 2   | 0   | 5-8   | 1-0  | 0   | 4.09 | 47    |    |
| Mar 31 | at Arkansas       | *  | 3.0  | 3  | 2  | 2  | 1  | 3  | 0  | 0  | 0  | 0  | 0  | 0   | 0   | 10-5  | 1-0  | 0   | 4.32 | 50    |    |
| Apr 09 | vs Southern Miss  | *  | 1.2  | 1  | 0  | 0  | 0  | 1  | 0  | 0  | 0  | 0  | 0  | 0   | 0   | 11-2  | 1-0  | 0   | 4.05 | 24    |    |
| Apr 14 | KENTUCKY-2        | *  | 4.2  | 4  | 4  | 4  | 0  | 8  | 1  | 0  | 1  | 0  | 0  | 1   | 0   | 2-4   | 1-1  | 0   | 4.60 | 71    |    |
| Apr 20 | at Auburn         | *  | 2.2  | 2  | 3  | 2  | 2  | 3  | 1  | 0  | 0  | 0  | 0  | 0   | 0   | 5-6   | 1-1  | 0   | 4.76 | 58    |    |
| Totals |                   | 9  | 34.0 | 37 | 21 | 18 | 8  | 31 | 7  | 0  | 4  | 0  | 0  | 5   | 0   | 73-37 | 1-1  | 0   | 4.76 | -     |    |

| CAREER STATS |      |   |   |     |    |    |     |     |    |      |    |    |    |    |    |    |    |    |     |       |    |     |    |     |     |
|--------------|------|---|---|-----|----|----|-----|-----|----|------|----|----|----|----|----|----|----|----|-----|-------|----|-----|----|-----|-----|
| YEAR         | ERA  | W | L | APP | GS | CG | SHO | CBO | SV | IP   | H  | R  | ER | BB | SO | 2B | 3B | HR | BF  | B/AVG | WP | HBP | BK | SFA | SHA |
| 2019         | 4.76 | 1 | 1 | 10  | 9  | 0  | 0   | 0   | 0  | 34.0 | 37 | 21 | 18 | 8  | 31 | 7  | 0  | 4  | 151 | .276  | 0  | 5   | 0  | 2   | 2   |
| TOTAL        | 4.76 | 1 | 1 | 10  | 9  | 0  | 0   | 0   | 0  | 34.0 | 37 | 21 | 18 | 8  | 31 | 7  | 0  | 4  | 151 | .276  | 0  | 5   | 0  | 2   | 2   |



# 18 CONNOR GREEN



SR. | RHP | COLLIERVILLE, TENN. | ST. GEORGE'S HS

## SEASON HIGHS

- ▶ IP (Start): --
- ▶ IP (Relief): 3.1, at Louisville (3/13/19)
- ▶ Strikeouts: 5, at Louisville (3/13/19)
- ▶ ER Allowed: 4, vs. Florida (4/6/19)
- ▶ Runs Allowed: 4, vs. Florida (4/6/19)
- ▶ Walks: 2, 3x, MR at Auburn (4/18/19)
- ▶ Hits Allowed: 4, 2x, MR at Arkansas (3/31/19)

## CAREER HIGHS

- ▶ IP (Start): None
- ▶ IP (Relief): 4.1 vs. Texas A&M (5/20/16)
- ▶ Strikeouts: 7 vs. Texas A&M (5/20/16)
- ▶ Earned Runs Allowed: 4, 2x, MR vs. Florida (4/6/19)
- ▶ Runs Allowed: 6, vs. LSU (4/13/17)
- ▶ Walks: 3, vs. UNCW (2/26/17)
- ▶ Hits Allowed: 4, 3x, MR at Arkansas (3/31/19)

## #18 Connor Green - 13 appearances (All games)

| Date   | Opponent          | GS | IP   | H  | R  | ER | BB | SO | 2B | 3B | HR | WP | BK | HBP | IBB | Score | W-L | Sv | ERA  | NP |
|--------|-------------------|----|------|----|----|----|----|----|----|----|----|----|----|-----|-----|-------|-----|----|------|----|
| Feb 20 | ARKANSAS STATE    |    | 2.0  | 2  | 0  | 0  | 0  | 4  | 1  | 0  | 0  | 1  | 0  | 0   | 0   | 15-3  | 0-0 | 0  | 0.00 | 27 |
| Feb 24 | at Tulane         |    | 1.1  | 1  | 0  | 0  | 0  | 1  | 0  | 0  | 0  | 0  | 0  | 0   | 0   | 6-3   | 1-0 | 0  | 0.00 | 15 |
| Feb 26 | UT MARTIN         |    | 2.1  | 1  | 0  | 0  | 0  | 2  | 1  | 0  | 0  | 0  | 0  | 0   | 0   | 12-6  | 2-0 | 0  | 0.00 | 32 |
| Mar 02 | LONG BEACH STATE- |    | 2.0  | 0  | 0  | 0  | 0  | 2  | 0  | 0  | 0  | 0  | 0  | 0   | 0   | 7-6   | 2-0 | 0  | 0.00 | 20 |
| Mar 06 | ECU               |    | 1.0  | 1  | 0  | 0  | 0  | 2  | 1  | 0  | 0  | 0  | 0  | 0   | 0   | 2-3   | 2-0 | 0  | 0.00 | 21 |
| Mar 10 | UAB               |    | 1.1  | 0  | 0  | 0  | 0  | 0  | 0  | 0  | 0  | 0  | 0  | 0   | 0   | 2-1   | 3-0 | 0  | 0.00 | 11 |
| Mar 12 | at Louisville     |    | 3.1  | 2  | 1  | 1  | 2  | 5  | 0  | 1  | 0  | 0  | 0  | 0   | 2   | 3-4   | 3-1 | 0  | 0.68 | 41 |
| Mar 16 | ALABAMA           |    | 1.1  | 4  | 2  | 1  | 2  | 0  | 1  | 0  | 0  | 0  | 0  | 0   | 0   | 6-8   | 3-1 | 0  | 1.23 | 34 |
| Mar 24 | at Mizzou         |    | 0.2  | 2  | 2  | 2  | 1  | 1  | 1  | 0  | 0  | 0  | 0  | 0   | 1   | 5-8   | 3-2 | 0  | 2.35 | 24 |
| Mar 31 | at Arkansas       |    | 1.1  | 4  | 2  | 2  | 0  | 0  | 0  | 0  | 1  | 0  | 0  | 0   | 0   | 10-5  | 3-2 | 0  | 3.24 | 25 |
| Apr 02 | NORTH ALABAMA     |    | 1.1  | 2  | 0  | 0  | 0  | 2  | 0  | 0  | 0  | 0  | 0  | 0   | 0   | 6-10  | 3-2 | 0  | 3.00 | 26 |
| Apr 06 | FLORIDA-2         |    | 0.2  | 3  | 4  | 4  | 2  | 1  | 2  | 0  | 0  | 1  | 0  | 0   | 1   | 12-10 | 3-2 | 0  | 4.82 | 19 |
| Apr 18 | at Auburn         |    | 1.0  | 0  | 0  | 0  | 2  | 0  | 0  | 0  | 0  | 0  | 0  | 0   | 1   | 4-7   | 3-2 | 0  | 4.58 | 11 |
| Totals |                   | 0  | 19.2 | 22 | 11 | 10 | 9  | 20 | 7  | 1  | 1  | 2  | 0  | 0   | 5   | 90-74 | 3-2 | 0  | 4.58 | -  |

## CAREER STATS

| Year  | ERA  | W | L | App | GS | CG | SHO | CBO | SV | IP   | H  | R  | ER | BB | SO | 2B | 3B | HR | BF  | B/Avg | WP | HBP | BK | SFA | SHA |
|-------|------|---|---|-----|----|----|-----|-----|----|------|----|----|----|----|----|----|----|----|-----|-------|----|-----|----|-----|-----|
| 2016  | 2.73 | 0 | 0 | 20  | 0  | 0  | 0   | 0   | 0  | 33.0 | 26 | 15 | 10 | 19 | 37 | 6  | 0  | 1  | 149 | .213  | 3  | 4   | 0  | 2   | 2   |
| 2017  | 5.29 | 0 | 0 | 12  | 0  | 0  | 0   | 1   | 0  | 17.0 | 14 | 16 | 10 | 10 | 20 | 5  | 0  | 1  | 77  | .222  | 2  | 3   | 0  | 1   | 0   |
| 2018  | 3.75 | 0 | 0 | 9   | 0  | 0  | 0   | 1   | 0  | 12.0 | 11 | 5  | 5  | 8  | 9  | 0  | 0  | 1  | 55  | .244  | 0  | 2   | 0  | 0   | 0   |
| 2019  | 4.58 | 3 | 2 | 13  | 0  | 0  | 0   | 0   | 0  | 19.2 | 22 | 11 | 10 | 9  | 20 | 7  | 1  | 1  | 89  | .289  | 2  | 0   | 0  | 2   | 2   |
| TOTAL | 3.86 | 3 | 2 | 54  | 0  | 0  | 0   | 2   | 0  | 81.2 | 73 | 47 | 35 | 46 | 86 | 18 | 1  | 4  | 370 | .239  | 7  | 9   | 0  | 5   | 4   |





19

HUNTER NABORS

JR. | C | MONTEVALLO, ALA. | ITAWAMBA CC

| SEASON HIGHS  | CAREER HIGHS  |
|---|---|
| <div>▶ Runs: --</div> <div>▶ Hits: --</div> <div>▶ Home Runs: --</div> <div>▶ RBI: --</div> <div>▶ Walks: --</div> <div>▶ Stolen Bases: --</div> <div>▶ Assists: --</div> | <div>▶ Runs: --</div> <div>▶ Hits: --</div> <div>▶ Home Runs: --</div> <div>▶ RBI: --</div> <div>▶ Walks: --</div> <div>▶ Stolen Bases: --</div> <div>▶ Assists: --</div> |

| Date   | Opponent       | Pos | AB | R | H | RBI | 2B | 3B | HR | BB | SB | CS | HBP | SAC | SF | GDP | K | PO | A | E | Avg  |
|--------|----------------|-----|----|---|---|-----|----|----|----|----|----|----|-----|-----|----|-----|---|----|---|---|------|
| Feb 20 | ARKANSAS STATE | ph  | 1  | 0 | 0 | 0   | 0  | 0  | 0  | 0  | 0  | 0  | 0   | 0   | 0  | 0   | 1 | 0  | 0 | 0 | .000 |
| Totals |                | Ogs | 1  | 0 | 0 | 0   | 0  | 0  | 0  | 0  | 0  | 0  | 0   | 0   | 0  | 0   | 1 | 0  | 0 | 0 | .000 |

On base pct. .000 • Slugging pct. .000

| CAREER STATS |      |    |    |    |   |   |    |    |    |     |    |      |    |     |    |     |      |    |    |    |     |    |   |   |      |
|--------------|------|----|----|----|---|---|----|----|----|-----|----|------|----|-----|----|-----|------|----|----|----|-----|----|---|---|------|
| YEAR         | AVG  | GP | GS | AB | R | H | 2B | 3B | HR | RBI | TB | SLG% | BB | HBP | SO | GDP | OB%  | SF | SH | SB | ATT | PO | A | E | FLD% |
| 2019         | .000 | 1  | 0  | 1  | 0 | 0 | 0  | 0  | 0  | 0   | 0  | .000 | 0  | 0   | 1  | 0   | .000 | 0  | 0  | 0  | 0   | 0  | 0 | 0 | .000 |
| TOTAL        | .000 | 1  | 0  | 1  | 0 | 0 | 0  | 0  | 0  | 0   | 0  | .000 | 0  | 0   | 1  | 0   | .000 | 0  | 0  | 0  | 0   | 0  | 0 | 0 | .000 |



20

WILL ETHRIDGE

JR. | RHP | LILBURN, GA. | PARKVIEW HS

| SEASON HIGHS                                  |
|---|
| ▶ IP (Start): 7.0, vs. Kentucky (4/12/19)     |
| ▶ IP (Relief): --                             |
| ▶ Strikeouts: 11, vs. Kentucky (4/12/19)      |
| ▶ ER Allowed: 5, at Auburn (4/18/19)          |
| ▶ Runs Allowed: 5, 2x, MR at Auburn (4/18/19) |
| ▶ Walks: 4, 2x, MR at Auburn (4/18/19)        |
| ▶ Hits Allowed: 8, at Mizzou (3/22/19)        |

| CAREER HIGHS                                  |
|---|
| ▶ IP (Start): 7.2, vs. Georgia State (3/8/17) |
| ▶ IP (Relief): 6.2, vs. Auburn (5/12/18)      |
| ▶ Strikeouts: 11, vs. Kentucky (4/12/19)      |
| ▶ ER Allowed: 5, 2x, MR at Auburn (4/18/19)   |
| ▶ Runs Allowed: 5, 3x, MR at Auburn (4/18/19) |
| ▶ Walks: 4, 2x, MR at Auburn (4/18/19)        |
| ▶ Hits Allowed: 8, at Mizzou (3/22/19)        |

#20 Will Ethridge - 9 appearances (All games)

| Date   | Opponent         | GS | IP   | H  | R  | ER | BB | SO | 2B | 3B | HR | WP | BK | HBP | IBB | Score | W-L | Sv | ERA  | NP  |
|--------|------------------|----|------|----|----|----|----|----|----|----|----|----|----|-----|-----|-------|-----|----|------|-----|
| Feb 15 | WRIGHT STATE     | *  | 5.2  | 4  | 0  | 0  | 2  | 5  | 0  | 0  | 0  | 0  | 0  | 0   | 0   | 10-1  | 1-0 | 0  | 0.00 | 82  |
| Mar 01 | LONG BEACH STATE | *  | 3.0  | 2  | 0  | 0  | 0  | 2  | 0  | 0  | 0  | 0  | 0  | 0   | 0   | 7-2   | 2-0 | 0  | 0.00 | 32  |
| Mar 08 | UAB              | *  | 5.0  | 5  | 4  | 1  | 2  | 1  | 1  | 0  | 1  | 0  | 0  | 1   | 0   | 15-9  | 3-0 | 0  | 0.66 | 76  |
| Mar 15 | ALABAMA          | *  | 6.0  | 3  | 0  | 0  | 4  | 9  | 0  | 0  | 0  | 0  | 0  | 0   | 0   | 1-0   | 4-0 | 0  | 0.46 | 98  |
| Mar 22 | at Mizzou        | *  | 5.2  | 8  | 2  | 1  | 2  | 5  | 1  | 0  | 0  | 0  | 0  | 0   | 1   | 1-2   | 4-1 | 0  | 0.71 | 99  |
| Mar 29 | at Arkansas      | *  | 5.0  | 7  | 5  | 4  | 2  | 4  | 2  | 0  | 0  | 0  | 0  | 0   | 0   | 3-5   | 4-2 | 0  | 1.78 | 99  |
| Apr 05 | FLORIDA          | *  | 3.2  | 3  | 2  | 2  | 3  | 1  | 0  | 0  | 0  | 0  | 0  | 1   | 0   | 12-4  | 4-2 | 0  | 2.12 | 55  |
| Apr 12 | KENTUCKY         | *  | 7.0  | 3  | 0  | 0  | 0  | 11 | 1  | 0  | 0  | 0  | 0  | 2   | 0   | 8-2   | 5-2 | 0  | 1.76 | 104 |
| Apr 18 | at Auburn        | *  | 5.0  | 3  | 5  | 5  | 4  | 5  | 1  | 0  | 0  | 1  | 0  | 1   | 0   | 4-7   | 5-3 | 0  | 2.54 | 95  |
| Totals |                  | 9  | 46.0 | 38 | 18 | 13 | 19 | 43 | 6  | 0  | 1  | 1  | 0  | 5   | 1   | 61-32 | 5-3 | 0  | 2.54 | -   |

| CAREER STATS |      |    |   |     |    |    |     |     |    |       |     |    |    |    |     |    |    |    |     |       |    |     |    |     |     |
|--------------|------|----|---|-----|----|----|-----|-----|----|-------|-----|----|----|----|-----|----|----|----|-----|-------|----|-----|----|-----|-----|
| Year         | ERA  | W  | L | App | GS | CG | SHO | CBO | SV | IP    | H   | R  | ER | BB | SO  | 2B | 3B | HR | BF  | B/Avg | WP | HBP | BK | SFA | SHA |
| 2017         | 2.41 | 2  | 2 | 19  | 4  | 0  | 0   | 0   | 1  | 41.0  | 32  | 15 | 11 | 11 | 50  | 7  | 0  | 1  | 167 | .213  | 7  | 4   | 0  | 0   | 2   |
| 2018         | 3.91 | 3  | 1 | 26  | 0  | 0  | 0   | 1   | 3  | 50.2  | 49  | 28 | 22 | 14 | 53  | 7  | 2  | 5  | 221 | .250  | 2  | 5   | 0  | 1   | 5   |
| 2019         | 2.54 | 5  | 3 | 9   | 9  | 0  | 0   | 1   | 0  | 46.0  | 38  | 18 | 13 | 19 | 43  | 6  | 0  | 1  | 193 | .230  | 1  | 5   | 0  | 1   | 3   |
| TOTAL        | 3.01 | 10 | 6 | 54  | 13 | 0  | 0   | 2   | 4  | 137.2 | 119 | 61 | 46 | 44 | 146 | 20 | 2  | 7  | 581 | .233  | 10 | 14  | 0  | 2   | 10  |



21

JORDAN FOWLER


SO. | LHP | UNION CITY, TENN. | DYER COUNTY HS

| SEASON HIGHS                                   |  |
|--|--|
| ▶ IP (Start): 7.0, vs. UAPB (3/19/19)          |  |
| ▶ IP (Relief): 1.2, vs. Tulane (2/23)          |  |
| ▶ Strikeouts: 6, vs. UAPB (3/19/19)            |  |
| ▶ ER Allowed: 4, 2x, MR at Memphis (3/25/19)   |  |
| ▶ Runs Allowed: 4, 2x, MR at Memphis (3/25/19) |  |
| ▶ Walks: 3, vs. UT Martin (2/26/19)            |  |
| ▶ Hits Allowed: 5, at Memphis (3/25/19)        |  |

| CAREER HIGHS                                   |  |
|--|--|
| ▶ IP (Start): 7.0, vs. UAPB (3/19/19)          |  |
| ▶ IP (Relief): 2.0, vs. Winthrop (2/18/18)     |  |
| ▶ Strikeouts: 7, vs. Little Rock (3/7/18/18)   |  |
| ▶ ER Allowed: 4, 3x, MR at Memphis (3/25/19)   |  |
| ▶ Runs Allowed: 4, 3x, MR at Memphis (3/25/19) |  |
| ▶ Walks: 3, 2x, MR vs. UT Martin (2/26/19)     |  |
| ▶ Hits Allowed: 6, vs. Texas A&M (5/26)        |  |

| Date   | Opponent          | GS | IP   | H  | R  | ER | BB | SO | 2B | 3B | HR | WP | BK | HBP | IBB | Score | W-L | Sv | ERA  | NP |
|--------|-------------------|----|------|----|----|----|----|----|----|----|----|----|----|-----|-----|-------|-----|----|------|----|
| Feb 20 | ARKANSAS STATE    |    | 1.0  | 0  | 0  | 0  | 0  | 1  | 0  | 0  | 0  | 0  | 0  | 0   | 0   | 15-3  | 0-0 | 0  | 0.00 | 13 |
| Feb 23 | at Tulane         |    | 1.2  | 1  | 2  | 2  | 2  | 1  | 0  | 0  | 0  | 0  | 0  | 0   | 0   | 12-13 | 0-0 | 0  | 6.75 | 32 |
| Feb 26 | UT MARTIN         | *  | 1.2  | 3  | 5  | 2  | 3  | 2  | 1  | 0  | 1  | 0  | 0  | 0   | 0   | 12-6  | 0-0 | 0  | 8.31 | 41 |
| Mar 05 | LITTLE ROCK       | *  | 4.1  | 2  | 4  | 4  | 1  | 3  | 0  | 0  | 0  | 0  | 0  | 3   | 0   | 11-8  | 0-0 | 0  | 8.31 | 61 |
| Mar 19 | ARKANSAS-PINE BLU | *  | 7.0  | 4  | 1  | 1  | 2  | 6  | 2  | 0  | 0  | 0  | 0  | 0   | 0   | 12-2  | 1-0 | 0  | 5.17 | 96 |
| Mar 26 | at Memphis        | *  | 1.2  | 5  | 4  | 4  | 1  | 4  | 2  | 0  | 0  | 1  | 0  | 1   | 0   | 9-6   | 1-0 | 0  | 6.75 | 47 |
| Totals |                   | 4  | 17.1 | 15 | 16 | 13 | 9  | 17 | 5  | 0  | 1  | 1  | 0  | 4   | 0   | 71-38 | 1-0 | 0  | 6.75 | -  |

| CAREER STATS |      |   |   |     |    |    |     |     |    |      |    |    |    |    |    |    |    |    |     |       |    |     |    |     |     |
|--------------|------|---|---|-----|----|----|-----|-----|----|------|----|----|----|----|----|----|----|----|-----|-------|----|-----|----|-----|-----|
| Year         | ERA  | W | L | App | GS | CG | SHO | CBO | SV | IP   | H  | R  | ER | BB | SO | 2B | 3B | HR | BF  | B/Avg | WP | HBP | BK | SFA | SHA |
| 2018         | 3.20 | 7 | 0 | 16  | 9  | 0  | 0   | 1   | 0  | 45.0 | 40 | 18 | 16 | 18 | 34 | 10 | 1  | 4  | 190 | .237  | 4  | 2   | 0  | 1   | 0   |
| 2019         | 6.75 | 1 | 0 | 6   | 4  | 0  | 0   | 0   | 0  | 17.1 | 15 | 16 | 13 | 9  | 17 | 5  | 0  | 1  | 78  | .234  | 1  | 4   | 0  | 0   | 1   |
| TOTAL        | 4.19 | 8 | 0 | 22  | 13 | 0  | 0   | 1   | 0  | 62.1 | 55 | 34 | 29 | 27 | 51 | 15 | 1  | 5  | 268 | .236  | 5  | 6   | 0  | 1   | 1   |



22 KALEB HILL



FR. | LHP | PINE BLUFF, ARK. | WATSON CHAPEL

SEASON HIGHS

- ▶ IP (Start): --
- ▶ IP (Relief): 2.0, 2x, MR vs. UAPB (3/20/19)
- ▶ Strikeouts: 4, vs. UAPB (3/20/19)
- ▶ ER Allowed: 2, at Memphis (3/25/19)
- ▶ Runs Allowed: 2, 2x, MR at Memphis (3/25/19)
- ▶ Walks: 2, 3x, MR vs. UAPB (3/20/19)
- ▶ Hits Allowed: 2, 5x, MR vs. Florida (4/6/19)

CAREER HIGHS

- ▶ IP (Start): --
- ▶ IP (Relief): 2.0, 2x, MR vs. UAPB (3/20/19)
- ▶ Strikeouts: 4, vs. UAPB (3/20/19)
- ▶ ER Allowed: 2, at Memphis (3/25/19)
- ▶ Runs Allowed: 2, 2x, MR at Memphis (3/25/19)
- ▶ Walks: 2, 3x, MR vs. UAPB (3/20/19)
- ▶ Hits Allowed: 2, 5x, MR vs. Florida (4/6/19)

| Date   | Opponent          | GS | IP  | H  | R | ER | BB | SO | 2B | 3B | HR | WP | BK | HBP | IBB | Score  | W-L | Sv | ERA  | NP |
|--------|-------------------|----|-----|----|---|----|----|----|----|----|----|----|----|-----|-----|--------|-----|----|------|----|
| Feb 16 | WRIGHT STATE      |    | 2.0 | 1  | 1 | 1  | 2  | 1  | 0  | 0  | 0  | 0  | 0  | 0   | 0   | 5-9    | 0-0 | 0  | 4.50 | 32 |
| Feb 24 | at Tulane         |    | 0.1 | 0  | 0 | 0  | 0  | 1  | 0  | 0  | 0  | 0  | 0  | 0   | 0   | 6-3    | 0-0 | 0  | 3.86 | 5  |
| Feb 26 | UT MARTIN         |    | 1.0 | 2  | 1 | 1  | 0  | 1  | 0  | 0  | 0  | 0  | 0  | 1   | 0   | 12-6   | 0-0 | 0  | 5.40 | 25 |
| Mar 05 | LITTLE ROCK       |    | 1.0 | 2  | 1 | 1  | 0  | 1  | 0  | 1  | 0  | 0  | 0  | 0   | 0   | 11-8   | 0-0 | 0  | 6.23 | 22 |
| Mar 08 | UAB               |    | 1.0 | 2  | 2 | 1  | 0  | 0  | 1  | 0  | 0  | 0  | 0  | 1   | 0   | 15-9   | 0-0 | 0  | 6.75 | 16 |
| Mar 13 | at Louisville     |    | 0.2 | 1  | 1 | 1  | 2  | 1  | 0  | 0  | 0  | 0  | 0  | 0   | 0   | 8-10   | 0-0 | 0  | 7.50 | 23 |
| Mar 20 | ARKANSAS-PINE BLU |    | 2.0 | 0  | 0 | 0  | 2  | 4  | 0  | 0  | 0  | 1  | 0  | 0   | 0   | 25-0   | 0-0 | 0  | 5.62 | 39 |
| Mar 26 | at Memphis        |    | 0.1 | 2  | 2 | 2  | 0  | 1  | 0  | 0  | 0  | 0  | 0  | 0   | 0   | 9-6    | 0-0 | 0  | 7.56 | 13 |
| Apr 06 | FLORIDA-1         |    | 1.0 | 2  | 0 | 0  | 0  | 2  | 0  | 0  | 0  | 0  | 0  | 0   | 0   | 16-4   | 0-0 | 0  | 6.75 | 20 |
| Totals |                   | 0  | 9.1 | 12 | 8 | 7  | 6  | 12 | 1  | 1  | 0  | 1  | 0  | 2   | 0   | 107-55 | 0-0 | 0  | 6.75 | -  |

CAREER STATS

| Year  | ERA  | W | L | App | GS | CG | SHO | CBO | SV | IP  | H  | R | ER | BB | SO | 2B | 3B | HR | BF | B/Avg | WP | HBP | BK | SFA | SHA |
|-------|------|---|---|-----|----|----|-----|-----|----|-----|----|---|----|----|----|----|----|----|----|-------|----|-----|----|-----|-----|
| 2019  | 6.75 | 0 | 0 | 9   | 0  | 0  | 0   | 1   | 0  | 9.1 | 12 | 8 | 7  | 6  | 12 | 1  | 1  | 0  | 49 | .308  | 1  | 2   | 0  | 1   | 1   |
| TOTAL | 6.75 | 0 | 0 | 9   | 0  | 0  | 0   | 1   | 0  | 9.1 | 12 | 8 | 7  | 6  | 12 | 1  | 1  | 0  | 49 | .308  | 1  | 2   | 0  | 1   | 1   |



# 24 ZACK PHILLIPS



JR. | LHP | TEXARKANA, ARK. | GRAYSON CC

## SEASON HIGHS

- ▶ IP (Start): 7.0, vs. UAB (3/9/19)
- ▶ IP (Relief): 0.2, 2x, MR vs. North Alabama (4/2/19)
- ▶ Strikeouts: 7, vs. UAB (3/9/19)
- ▶ ER Allowed: 4, 2x, MR vs. Tulane (2/22)
- ▶ Runs Allowed: 5, vs. Wright State (2/16)
- ▶ Walks: 4, vs. Alabama (3/16/19)
- ▶ Hits Allowed: 7, 2x, MR vs. Southern Miss (4/9/19)

## CAREER HIGHS


- ▶ IP (Start): 7.0, vs. UAB (3/9/19)
- ▶ IP (Relief): 0.2, 2x, MR vs. North Alabama (4/2/19)
- ▶ Strikeouts: 7, vs. UAB (3/9/19)
- ▶ ER Allowed: 4, 2x, MR vs. Tulane (2/22)
- ▶ Runs Allowed: 5, vs. Wright State (2/16)
- ▶ Walks: 4, vs. Alabama (3/16/19)
- ▶ Hits Allowed: 7, 2x, vs. Southern Miss (4/9/19)

| Date   | Opponent          | GS | IP   | H  | R  | ER | BB | SO | 2B | 3B | HR | WP | BK | HBP | IBB | Score | W-L | Sv | ERA   | NP |
|--------|-------------------|----|------|----|----|----|----|----|----|----|----|----|----|-----|-----|-------|-----|----|-------|----|
| Feb 16 | WRIGHT STATE      | *  | 2.2  | 7  | 5  | 4  | 2  | 1  | 3  | 0  | 0  | 0  | 0  | 0   | 0   | 5-9   | 0-1 | 0  | 13.50 | 54 |
| Feb 22 | at Tulane         | *  | 4.1  | 6  | 4  | 4  | 3  | 4  | 3  | 0  | 0  | 0  | 0  | 1   | 0   | 6-4   | 0-1 | 0  | 10.29 | 84 |
| Mar 02 | LONG BEACH STATE- | *  | 5.0  | 4  | 2  | 2  | 2  | 5  | 1  | 0  | 0  | 1  | 0  | 1   | 0   | 7-6   | 0-1 | 0  | 7.50  | 83 |
| Mar 09 | UAB               | *  | 7.0  | 6  | 2  | 1  | 1  | 7  | 0  | 0  | 1  | 0  | 0  | 0   | 0   | 13-4  | 1-1 | 0  | 5.21  | 91 |
| Mar 16 | ALABAMA           | *  | 1.2  | 1  | 2  | 0  | 4  | 1  | 0  | 0  | 0  | 0  | 0  | 0   | 0   | 6-8   | 1-1 | 0  | 4.79  | 37 |
| Mar 20 | ARKANSAS-PINE BLU | *  | 3.0  | 0  | 0  | 0  | 0  | 4  | 0  | 0  | 0  | 0  | 0  | 0   | 0   | 25-0  | 2-1 | 0  | 4.18  | 38 |
| Mar 24 | at Mizzou         |    | 0.0  | 3  | 2  | 2  | 0  | 0  | 1  | 0  | 1  | 0  | 0  | 0   | 0   | 5-8   | 2-1 | 0  | 4.94  | 10 |
| Mar 31 | at Arkansas       |    | 0.2  | 2  | 1  | 1  | 1  | 1  | 1  | 0  | 0  | 0  | 0  | 0   | 0   | 10-5  | 3-1 | 0  | 5.18  | 17 |
| Apr 02 | NORTH ALABAMA     |    | 0.2  | 0  | 0  | 0  | 0  | 0  | 0  | 0  | 0  | 0  | 0  | 0   | 0   | 6-10  | 3-1 | 0  | 5.04  | 6  |
| Apr 09 | vs Southern Miss  | *  | 4.1  | 7  | 2  | 2  | 0  | 6  | 2  | 0  | 0  | 1  | 0  | 2   | 0   | 11-2  | 3-1 | 0  | 4.91  | 69 |
| Apr 16 | MEMPHIS           | *  | 6.0  | 3  | 2  | 2  | 2  | 6  | 1  | 0  | 1  | 1  | 0  | 1   | 0   | 5-2   | 4-1 | 0  | 4.58  | 85 |
| Totals |                   | 8  | 35.1 | 39 | 22 | 18 | 15 | 35 | 12 | 0  | 3  | 3  | 0  | 5   | 0   | 99-58 | 4-1 | 0  | 4.58  | -  |

## CAREER STATS

| Year  | ERA  | W | L | App | GS | CG | SHO | CBO | SV | IP   | H  | R  | ER | BB | SO | 2B | 3B | HR | BF  | B/Avg | WP | HBP | BK | SFA | SHA |
|-------|------|---|---|-----|----|----|-----|-----|----|------|----|----|----|----|----|----|----|----|-----|-------|----|-----|----|-----|-----|
| 2019  | 4.58 | 4 | 1 | 11  | 8  | 0  | 0   | 1   | 0  | 35.1 | 39 | 22 | 18 | 15 | 35 | 12 | 0  | 3  | 165 | .277  | 3  | 5   | 0  | 3   | 1   |
| TOTAL | 4.58 | 4 | 1 | 11  | 8  | 0  | 0   | 1   | 0  | 35.1 | 39 | 22 | 18 | 15 | 35 | 12 | 0  | 3  | 165 | .277  | 3  | 5   | 0  | 3   | 1   |





25

TIM ELKO



SO. | INF | LUTZ, FLA. | HILLBOROUGH HS

SEASON HIGHS

- ▶ Runs: 1, 7x, MR vs. UAPB (3/20/19)
- ▶ Hits: 2, vs. UT Martin (2/26/19)
- ▶ Home Runs: 1, 2x, MR vs. UAPB (3/20/19)
- ▶ RBI: 1, 8x, MR vs. Memphis (4/16/19)
- ▶ Walks: 2, 2x, MR vs. Florida (4/6/19)
- ▶ Stolen Bases: 1, vs. UT Martin (2/26/19)
- ▶ Assists: 1, vs. UAB (3/9/19)

CAREER HIGHS

- ▶ Runs: 2, at Georgia State (3/14/18)
- ▶ Hits: 2, 4x, MR vs. UT Martin (2/26/19)
- ▶ Home Runs: 1, 4x, MR vs. UAPB (3/20/19)
- ▶ RBI: 2, at Georgia State (3/14/18)
- ▶ Walks: 2, 2x, MR vs. Florida (4/6/19)
- ▶ Stolen Bases: 2, at Georgia State (3/14/18)
- ▶ Assists: 3, at Georgia State (3/13/18)

| Date   | Opponent          | Pos    | AB | R | H | RBI | 2B | 3B | HR | BB | SB | CS | HBP | SAC | SF | GDP | K  | PO | A | E | Avg  |
|--------|-------------------|--------|----|---|---|-----|----|----|----|----|----|----|-----|-----|----|-----|----|----|---|---|------|
| Feb 15 | WRIGHT STATE      | *of/3b | 3  | 0 | 0 | 0   | 0  | 0  | 0  | 1  | 0  | 0  | 0   | 0   | 0  | 0   | 2  | 2  | 0 | 0 | .000 |
| Feb 16 | WRIGHT STATE      | *dh    | 4  | 0 | 0 | 0   | 0  | 0  | 0  | 0  | 0  | 0  | 0   | 0   | 0  | 0   | 1  | 0  | 0 | 0 | .000 |
| Feb 20 | ARKANSAS STATE    | *of    | 4  | 0 | 0 | 1   | 0  | 0  | 0  | 0  | 0  | 0  | 0   | 0   | 0  | 0   | 0  | 1  | 0 | 0 | .000 |
| Feb 22 | at Tulane         | ph/of  | 1  | 1 | 0 | 0   | 0  | 0  | 0  | 0  | 0  | 0  | 1   | 0   | 0  | 0   | 0  | 0  | 0 | 0 | .000 |
| Feb 23 | at Tulane         | *of    | 4  | 1 | 1 | 1   | 0  | 0  | 1  | 0  | 0  | 0  | 0   | 0   | 0  | 1   | 0  | 2  | 0 | 0 | .062 |
| Feb 26 | UT MARTIN         | *of    | 4  | 1 | 2 | 0   | 1  | 0  | 0  | 0  | 1  | 0  | 0   | 0   | 0  | 0   | 1  | 1  | 0 | 0 | .150 |
| Mar 01 | LONG BEACH STATE  | *of    | 3  | 0 | 0 | 0   | 0  | 0  | 0  | 0  | 0  | 0  | 0   | 0   | 0  | 0   | 0  | 3  | 0 | 0 | .130 |
| Mar 02 | LONG BEACH STATE- | *of    | 2  | 0 | 1 | 0   | 0  | 0  | 0  | 1  | 0  | 0  | 0   | 0   | 0  | 0   | 0  | 1  | 0 | 0 | .160 |
| Mar 05 | LITTLE ROCK       | of     | 0  | 0 | 0 | 0   | 0  | 0  | 0  | 0  | 0  | 0  | 0   | 0   | 0  | 0   | 0  | 0  | 0 | 0 | .160 |
| Mar 06 | ECU               | *of    | 3  | 0 | 0 | 0   | 0  | 0  | 0  | 0  | 0  | 0  | 0   | 0   | 0  | 0   | 2  | 1  | 0 | 0 | .143 |
| Mar 09 | UAB               | ph/3b  | 1  | 1 | 1 | 1   | 1  | 0  | 0  | 0  | 0  | 0  | 0   | 0   | 0  | 0   | 0  | 1  | 1 | 0 | .172 |
| Mar 12 | at Louisville     | ph     | 1  | 0 | 0 | 0   | 0  | 0  | 0  | 0  | 0  | 0  | 0   | 0   | 0  | 0   | 0  | 0  | 0 | 0 | .167 |
| Mar 13 | at Louisville     | ph     | 1  | 1 | 1 | 1   | 0  | 0  | 1  | 0  | 0  | 0  | 0   | 0   | 0  | 0   | 0  | 0  | 0 | 0 | .194 |
| Mar 15 | ALABAMA           | ph     | 1  | 0 | 0 | 0   | 0  | 0  | 0  | 0  | 0  | 0  | 0   | 0   | 0  | 0   | 0  | 0  | 0 | 0 | .188 |
| Mar 17 | ALABAMA           | *dh    | 4  | 1 | 1 | 0   | 0  | 0  | 0  | 0  | 0  | 0  | 0   | 0   | 0  | 0   | 2  | 0  | 0 | 0 | .194 |
| Mar 20 | ARKANSAS-PINE BLU | ph     | 2  | 1 | 1 | 1   | 0  | 1  | 0  | 0  | 0  | 0  | 0   | 0   | 0  | 0   | 0  | 0  | 0 | 0 | .211 |
| Mar 23 | at Mizzou         | *of    | 3  | 0 | 0 | 1   | 0  | 0  | 0  | 0  | 0  | 0  | 0   | 0   | 0  | 0   | 1  | 0  | 0 | 0 | .195 |
| Mar 26 | at Memphis        | *of    | 4  | 0 | 1 | 1   | 0  | 0  | 0  | 0  | 0  | 1  | 0   | 0   | 0  | 0   | 1  | 2  | 0 | 0 | .200 |
| Mar 29 | at Arkansas       | ph     | 0  | 0 | 0 | 0   | 0  | 0  | 0  | 1  | 0  | 0  | 0   | 0   | 0  | 0   | 0  | 0  | 0 | 0 | .200 |
| Apr 02 | NORTH ALABAMA     | *of    | 0  | 0 | 0 | 0   | 0  | 0  | 0  | 2  | 0  | 0  | 0   | 0   | 0  | 0   | 0  | 0  | 0 | 0 | .200 |
| Apr 06 | FLORIDA-1         | *of    | 4  | 0 | 0 | 0   | 0  | 0  | 0  | 0  | 0  | 0  | 0   | 0   | 0  | 0   | 2  | 2  | 0 | 0 | .184 |
| Apr 14 | KENTUCKY-2        | *of    | 3  | 0 | 0 | 0   | 0  | 0  | 0  | 0  | 0  | 0  | 0   | 0   | 0  | 0   | 2  | 3  | 0 | 0 | .173 |
| Apr 16 | MEMPHIS           | *of    | 2  | 0 | 0 | 1   | 0  | 0  | 0  | 1  | 0  | 0  | 0   | 0   | 0  | 0   | 1  | 2  | 0 | 0 | .167 |
| Totals |                   | 15gs   | 54 | 7 | 9 | 8   | 2  | 1  | 2  | 6  | 1  | 1  | 1   | 0   | 0  | 1   | 15 | 21 | 1 | 0 | .167 |

On base pct. .262 • Slugging pct. .352

CAREER STATS

| Year  | Avg. | GP | GS | AB  | R  | H  | 2B | 3B | HR | RBI | TB | SLG% | BB | HBP | SO | GDP | OB%  | SF | SH | SB | ATT | PO | A  | E | FLD%  |
|-------|------|----|----|-----|----|----|----|----|----|-----|----|------|----|-----|----|-----|------|----|----|----|-----|----|----|---|-------|
| 2018  | .216 | 29 | 11 | 51  | 10 | 11 | 3  | 0  | 1  | 5   | 17 | .333 | 3  | 0   | 16 | 0   | .255 | 1  | 0  | 2  | 2   | 16 | 17 | 2 | .943  |
| 2019  | .167 | 23 | 15 | 54  | 7  | 9  | 2  | 1  | 2  | 8   | 19 | .352 | 6  | 1   | 15 | 1   | .262 | 0  | 0  | 1  | 2   | 21 | 1  | 0 | 1.000 |
| TOTAL | .190 | 52 | 26 | 105 | 17 | 20 | 5  | 1  | 3  | 13  | 36 | .343 | 9  | 1   | 31 | 1   | .259 | 1  | 0  | 3  | 4   | 37 | 18 | 2 | .965  |



# 26 DOUG NIKHAZY



FR. | LHP | WINDERMERE, FLA. | WEST ORANGE HS

## SEASON HIGHS

- ▶ IP (Start): 7.2, at Mizzou (3/23/19)
- ▶ IP (Relief): 1.2, vs. Long Beach State (3/2/19)
- ▶ Strikeouts: 7, vs. Little Rock (3/5/19)
- ▶ ER Allowed: 4, vs. Kentucky (4/14/19)
- ▶ Runs Allowed: 4, vs. Kentucky (4/14/19)
- ▶ Walks: 5, at Arkansas (3/31/19)
- ▶ Hits Allowed: 7, vs. Florida (4/6/19)

## CAREER HIGHS

- ▶ IP (Start): 7.2, at Mizzou (3/23/19)
- ▶ IP (Relief): 1.2, vs. Long Beach State (3/2/19)
- ▶ Strikeouts: 7, vs. Little Rock (3/5/19)
- ▶ ER Allowed: 4, vs. Kentucky (4/14/19)
- ▶ Runs Allowed: 4, vs. Kentucky (4/14/19)
- ▶ Walks: 5, at Arkansas (3/31/19)
- ▶ Hits Allowed: 7, vs. Florida (4/6/19)

## #26 Doug Nikhazy - 13 appearances (All games)

| Date   | Opponent          | GS | IP   | H  | R  | ER | BB | SO | 2B | 3B | HR | WP | BK | HBP | IBB | Score | W-L | Sv | ERA  | NP  |
|--------|-------------------|----|------|----|----|----|----|----|----|----|----|----|----|-----|-----|-------|-----|----|------|-----|
| Feb 20 | ARKANSAS STATE    |    | 1.0  | 2  | 0  | 0  | 0  | 1  | 0  | 0  | 0  | 0  | 0  | 0   | 0   | 15-3  | 0-0 | 0  | 0.00 | 18  |
| Feb 22 | at Tulane         |    | 1.1  | 2  | 0  | 0  | 0  | 3  | 0  | 0  | 0  | 0  | 0  | 0   | 0   | 6-4   | 0-0 | 0  | 0.00 | 25  |
| Feb 24 | at Tulane         |    | 1.0  | 0  | 0  | 0  | 0  | 2  | 0  | 0  | 0  | 0  | 0  | 0   | 0   | 6-3   | 0-0 | 1  | 0.00 | 13  |
| Mar 02 | LONG BEACH STATE- |    | 1.2  | 3  | 1  | 1  | 2  | 0  | 1  | 0  | 0  | 1  | 0  | 1   | 2   | 7-6   | 1-0 | 1  | 1.80 | 23  |
| Mar 06 | ECU               | *  | 5.0  | 4  | 3  | 3  | 1  | 7  | 1  | 0  | 1  | 0  | 0  | 0   | 0   | 2-3   | 1-1 | 1  | 3.60 | 80  |
| Mar 10 | UAB               |    | 0.1  | 0  | 0  | 0  | 1  | 0  | 0  | 0  | 0  | 0  | 0  | 0   | 0   | 2-1   | 1-1 | 1  | 3.48 | 11  |
| Mar 12 | at Louisville     | *  | 6.0  | 5  | 3  | 3  | 2  | 5  | 1  | 0  | 1  | 0  | 0  | 0   | 1   | 3-4   | 1-1 | 1  | 3.86 | 89  |
| Mar 16 | ALABAMA           |    | 1.0  | 2  | 1  | 1  | 1  | 2  | 0  | 0  | 0  | 1  | 0  | 0   | 0   | 6-8   | 1-2 | 1  | 4.15 | 24  |
| Mar 23 | at Mizzou         | *  | 7.2  | 2  | 0  | 0  | 2  | 3  | 0  | 0  | 0  | 0  | 0  | 1   | 0   | 3-0   | 2-2 | 1  | 2.88 | 116 |
| Mar 30 | at Arkansas       | *  | 5.2  | 5  | 3  | 3  | 5  | 6  | 3  | 0  | 2  | 0  | 0  | 1   | 0   | 4-3   | 2-2 | 1  | 3.23 | 99  |
| Apr 06 | FLORIDA-1         | *  | 6.0  | 7  | 1  | 1  | 1  | 6  | 1  | 0  | 0  | 0  | 0  | 0   | 0   | 16-4  | 3-2 | 1  | 2.95 | 106 |
| Apr 14 | KENTUCKY-1        | *  | 3.2  | 6  | 4  | 4  | 0  | 6  | 2  | 0  | 2  | 0  | 0  | 1   | 0   | 1-4   | 3-3 | 1  | 3.57 | 72  |
| Apr 19 | at Auburn         | *  | 5.0  | 5  | 3  | 3  | 3  | 4  | 0  | 0  | 3  | 0  | 0  | 0   | 0   | 5-3   | 4-3 | 1  | 3.77 | 97  |
| Totals |                   | 7  | 45.1 | 43 | 19 | 19 | 18 | 45 | 9  | 0  | 9  | 2  | 0  | 4   | 3   | 76-46 | 4-3 | 1  | 3.77 | -   |

## CAREER STATS

| Year  | ERA  | W | L | App | GS | CG | SHO | CBO | SV | IP   | H  | R  | ER | BB | SO | 2B | 3B | HR | BF  | B/Avg | WP | HBP | BK | SFA | SHA |
|-------|------|---|---|-----|----|----|-----|-----|----|------|----|----|----|----|----|----|----|----|-----|-------|----|-----|----|-----|-----|
| 2019  | 3.77 | 4 | 3 | 13  | 7  | 0  | 0   | 1   | 1  | 45.1 | 43 | 19 | 19 | 18 | 45 | 9  | 0  | 9  | 193 | .253  | 2  | 4   | 0  | 0   | 1   |
| TOTAL | 3.77 | 4 | 3 | 13  | 7  | 0  | 0   | 1   | 1  | 45.1 | 43 | 19 | 19 | 18 | 45 | 9  | 0  | 9  | 193 | .253  | 2  | 4   | 0  | 0   | 1   |



# 27 TAYLOR BROADWAY



JR. | RHP | CYPRESS, TEXAS | TYLER JC

## SEASON HIGHS

- ▶ IP (Start): --
- ▶ IP (Relief): 3.0, 2x, MR vs. UAB (3/8/19)
- ▶ Strikeouts: 3, 5x, MR vs. Florida (4/6/19)
- ▶ ER Allowed: 3, 3x, MR vs. Florida (4/6/19)
- ▶ Runs Allowed: 3, 3x, MR vs. Florida (4/6/19)
- ▶ Walks: 2, vs. Wright State (2/16/19)
- ▶ Hits Allowed: 5, 2x, MR vs. Florida (4/6/19)

## CAREER HIGHS

- ▶ IP (Start): --
- ▶ IP (Relief): 3.0, 2x, MR vs. UAB (3/8/19)
- ▶ Strikeouts: 3, 5x, MR vs. Florida (4/6/19)
- ▶ ER Allowed: 3, 3x, MR vs. Florida (4/6/19)
- ▶ Runs Allowed: 3, 3x, MR vs. Florida (4/6/19)
- ▶ Walks: 2, vs. Wright State (2/16/19)
- ▶ Hits Allowed: 5, 2x, MR vs. Florida (4/6/19)

| Date   | Opponent          | GS | IP   | H  | R  | ER | BB | SO | 2B | 3B | HR | WP | BK | HBP | IBB | Score | W-L | Sv | ERA   | NP |
|--------|-------------------|----|------|----|----|----|----|----|----|----|----|----|----|-----|-----|-------|-----|----|-------|----|
| Feb 16 | WRIGHT STATE      |    | 0.2  | 3  | 3  | 3  | 2  | 1  | 0  | 0  | 0  | 0  | 0  | 0   | 0   | 5-9   | 0-0 | 0  | 40.50 | 27 |
| Feb 26 | UT MARTIN         |    | 2.0  | 1  | 0  | 0  | 0  | 3  | 0  | 0  | 0  | 0  | 0  | 0   | 0   | 12-6  | 0-0 | 0  | 10.12 | 28 |
| Mar 02 | LONG BEACH STATE- |    | 3.0  | 1  | 0  | 0  | 0  | 1  | 0  | 0  | 0  | 0  | 0  | 0   | 0   | 5-3   | 1-0 | 0  | 4.76  | 36 |
| Mar 08 | UAB               |    | 3.0  | 5  | 3  | 3  | 0  | 3  | 2  | 0  | 2  | 0  | 0  | 0   | 0   | 15-9  | 1-0 | 0  | 6.23  | 41 |
| Mar 16 | ALABAMA           |    | 1.2  | 4  | 2  | 2  | 0  | 2  | 1  | 1  | 1  | 0  | 0  | 1   | 0   | 6-8   | 1-0 | 0  | 6.97  | 34 |
| Mar 20 | ARKANSAS-PINE BLU |    | 1.0  | 0  | 0  | 0  | 0  | 3  | 0  | 0  | 0  | 1  | 0  | 0   | 0   | 25-0  | 1-0 | 0  | 6.35  | 13 |
| Mar 26 | at Memphis        |    | 2.1  | 4  | 0  | 0  | 1  | 0  | 0  | 0  | 0  | 1  | 0  | 0   | 0   | 9-6   | 1-0 | 0  | 5.27  | 35 |
| Apr 02 | NORTH ALABAMA     |    | 1.0  | 3  | 2  | 2  | 0  | 1  | 1  | 0  | 0  | 1  | 0  | 0   | 0   | 6-10  | 1-0 | 0  | 6.14  | 18 |
| Apr 06 | FLORIDA-1         |    | 2.0  | 5  | 3  | 3  | 0  | 3  | 3  | 0  | 0  | 0  | 0  | 0   | 0   | 16-4  | 1-0 | 0  | 7.02  | 44 |
| Totals |                   | 0  | 16.2 | 26 | 13 | 13 | 3  | 17 | 7  | 1  | 3  | 3  | 0  | 1   | 0   | 99-55 | 1-0 | 0  | 7.02  | -  |

## CAREER STATS

| Year  | ERA  | W | L | App | GS | CG | SHO | CBO | SV | IP   | H  | R  | ER | BB | SO | 2B | 3B | HR | BF | B/Avg | WP | HBP | BK | SFA | SHA |
|-------|------|---|---|-----|----|----|-----|-----|----|------|----|----|----|----|----|----|----|----|----|-------|----|-----|----|-----|-----|
| 2019  | 7.02 | 1 | 0 | 9   | 0  | 0  | 0   | 1   | 0  | 16.2 | 26 | 13 | 13 | 3  | 17 | 7  | 1  | 3  | 78 | .361  | 3  | 1   | 0  | 1   | 1   |
| TOTAL | 7.02 | 1 | 0 | 9   | 0  | 0  | 0   | 1   | 0  | 16.2 | 26 | 13 | 13 | 3  | 17 | 7  | 1  | 3  | 78 | .361  | 3  | 1   | 0  | 1   | 1   |



# 28 AUSTIN MILLER



JR. | RHP | NORTH LIBERTY, IOWA | KIRKWOOD CC

## SEASON HIGHS

- ▶ IP (Start): --
- ▶ IP (Relief): 4.0, vs. Long Beach State (3/1/19)
- ▶ Strikeouts: 5, vs. Alabama (3/17/19)
- ▶ ER Allowed: 2, vs. Florida (4/6/19)
- ▶ Runs Allowed: 2, vs. Florida (4/6/19)
- ▶ Walks: 3, vs. North Alabama (4/2/19)
- ▶ Hits Allowed: 3, 3x, MR vs. Florida (4/6/19)

## CAREER HIGHS

- ▶ IP (Start): --
- ▶ IP (Relief): 4.0, vs. Long Beach State (3/1/19)
- ▶ Strikeouts: 5, vs. Alabama (3/17/19)
- ▶ ER Allowed: 4, at Arkansas State (5/18/18)
- ▶ Runs Allowed: 4, at Arkansas State (5/18/18)
- ▶ Walks: 3, vs. North Alabama (4/2/19)
- ▶ Hits Allowed: 3, 6x, MR vs. Florida (4/6/19)

## #28 Austin Miller - 19 appearances (All games)

| Date   | Opponent         | GS | IP   | H  | R | ER | BB | SO | 2B | 3B | HR | WP | BK | HBP | IBB | Score  | W-L | Sv | ERA  | NP |
|--------|------------------|----|------|----|---|----|----|----|----|----|----|----|----|-----|-----|--------|-----|----|------|----|
| Feb 15 | WRIGHT STATE     |    | 3.1  | 3  | 1 | 1  | 0  | 2  | 1  | 0  | 0  | 0  | 0  | 0   | 0   | 10-1   | 0-0 | 1  | 2.70 | 39 |
| Feb 22 | at Tulane        |    | 1.2  | 2  | 0 | 0  | 0  | 0  | 0  | 0  | 0  | 0  | 0  | 0   | 0   | 6-4    | 1-0 | 1  | 1.80 | 25 |
| Feb 24 | at Tulane        |    | 1.1  | 2  | 0 | 0  | 0  | 2  | 0  | 0  | 0  | 1  | 0  | 0   | 0   | 6-3    | 1-0 | 1  | 1.42 | 19 |
| Mar 01 | LONG BEACH STATE |    | 4.0  | 1  | 0 | 0  | 0  | 3  | 0  | 0  | 0  | 0  | 0  | 0   | 0   | 7-2    | 1-0 | 2  | 0.87 | 51 |
| Mar 06 | ECU              |    | 3.0  | 0  | 0 | 0  | 1  | 3  | 0  | 0  | 0  | 0  | 0  | 0   | 1   | 2-3    | 1-0 | 2  | 0.68 | 29 |
| Mar 10 | UAB              |    | 2.1  | 0  | 0 | 0  | 1  | 3  | 0  | 0  | 0  | 0  | 0  | 2   | 0   | 2-1    | 1-0 | 2  | 0.57 | 34 |
| Mar 13 | at Louisville    |    | 1.1  | 3  | 1 | 1  | 1  | 2  | 1  | 0  | 0  | 0  | 0  | 0   | 0   | 8-10   | 1-0 | 2  | 1.06 | 26 |
| Mar 15 | ALABAMA          |    | 1.1  | 0  | 0 | 0  | 0  | 2  | 0  | 0  | 0  | 1  | 0  | 0   | 0   | 1-0    | 1-0 | 2  | 0.98 | 19 |
| Mar 17 | ALABAMA          |    | 2.1  | 2  | 1 | 1  | 1  | 5  | 1  | 0  | 0  | 1  | 0  | 0   | 0   | 12-2   | 1-0 | 2  | 1.31 | 38 |
| Mar 22 | at Mizzou        |    | 2.1  | 1  | 0 | 0  | 1  | 3  | 0  | 0  | 0  | 1  | 0  | 0   | 0   | 1-2    | 1-0 | 2  | 1.17 | 46 |
| Mar 26 | at Memphis       |    | 0.2  | 1  | 0 | 0  | 0  | 2  | 0  | 1  | 0  | 0  | 0  | 0   | 0   | 9-6    | 1-0 | 2  | 1.14 | 11 |
| Mar 30 | at Arkansas      |    | 2.1  | 1  | 0 | 0  | 0  | 4  | 0  | 0  | 0  | 0  | 0  | 0   | 0   | 4-3    | 2-0 | 2  | 1.04 | 31 |
| Apr 02 | NORTH ALABAMA    |    | 0.1  | 0  | 1 | 1  | 3  | 0  | 0  | 0  | 0  | 0  | 0  | 0   | 1   | 6-10   | 2-0 | 2  | 1.37 | 16 |
| Apr 06 | FLORIDA-2        |    | 1.2  | 3  | 2 | 2  | 0  | 2  | 1  | 0  | 1  | 0  | 0  | 0   | 0   | 12-10  | 2-0 | 2  | 1.93 | 20 |
| Apr 09 | vs Southern Miss |    | 1.2  | 0  | 0 | 0  | 1  | 3  | 0  | 0  | 0  | 0  | 0  | 0   | 1   | 11-2   | 3-0 | 2  | 1.82 | 23 |
| Apr 14 | KENTUCKY-2       |    | 2.1  | 1  | 0 | 0  | 0  | 4  | 0  | 0  | 0  | 0  | 0  | 0   | 0   | 2-4    | 3-0 | 2  | 1.69 | 37 |
| Apr 16 | MEMPHIS          |    | 1.2  | 0  | 0 | 0  | 0  | 2  | 0  | 0  | 0  | 0  | 0  | 0   | 0   | 5-2    | 3-0 | 2  | 1.60 | 14 |
| Apr 19 | at Auburn        |    | 2.0  | 0  | 0 | 0  | 1  | 2  | 0  | 0  | 0  | 0  | 0  | 0   | 0   | 5-3    | 3-0 | 2  | 1.51 | 28 |
| Apr 20 | at Auburn        |    | 1.2  | 1  | 0 | 0  | 1  | 0  | 0  | 0  | 0  | 0  | 0  | 0   | 0   | 5-6    | 3-0 | 2  | 1.45 | 21 |
| Totals |                  | 0  | 37.1 | 21 | 6 | 6  | 11 | 44 | 4  | 1  | 1  | 4  | 0  | 2   | 3   | 114-74 | 3-0 | 2  | 1.45 | -  |

## CAREER STATS

| Year  | ERA  | W | L | App | GS | CG | SHO | CBO | SV | IP   | H  | R  | ER | BB | SO | 2B | 3B | HR | BF  | B/Avg | WP | HBP | BK | SFA | SHA |
|-------|------|---|---|-----|----|----|-----|-----|----|------|----|----|----|----|----|----|----|----|-----|-------|----|-----|----|-----|-----|
| 2018  | 4.02 | 0 | 0 | 12  | 0  | 0  | 0   | 2   | 0  | 15.2 | 13 | 8  | 7  | 3  | 22 | 3  | 1  | 2  | 63  | .217  | 1  | 0   | 0  | 0   | 0   |
| 2019  | 1.45 | 3 | 0 | 19  | 0  | 0  | 0   | 1   | 2  | 37.1 | 21 | 6  | 6  | 11 | 44 | 4  | 1  | 1  | 143 | .167  | 4  | 2   | 0  | 2   | 2   |
| TOTAL | 2.21 | 3 | 0 | 31  | 0  | 0  | 0   | 3   | 2  | 53.0 | 34 | 14 | 13 | 14 | 66 | 7  | 2  | 3  | 206 | .183  | 5  | 2   | 0  | 2   | 2   |



# 29 MAX CIOFFI



SO. | RHP | CHICAGO, ILL. | SAINT PATRICK HS

## SEASON HIGHS

- ▶ IP (Start): 3.2, vs. North Alabama (4/2/19)
- ▶ IP (Relief): 3.2, 2x, MR vs. Little Rock (3/5/19)
- ▶ Strikeouts: 7, vs. Little Rock (3/5/19)
- ▶ ER Allowed: 3, 2x, MR at Louisville (3/13/19)
- ▶ Runs Allowed: 5, vs. North Alabama (4/2/19)
- ▶ Walks: 2, 2x, MR at Louisville (3/13/19)
- ▶ Hits Allowed: 6, vs. North Alabama (4/2/19)

## CAREER HIGHS

- ▶ IP (Start): 3.2, vs. North Alabama (4/2/19)
- ▶ IP (Relief): 3.2, 2x, MR vs. Little Rock (3/5/19)
- ▶ Strikeouts: 7, vs. Little Rock (3/5/19)
- ▶ ER Allowed: 3, 2x, MR at Louisville (3/13/19)
- ▶ Runs Allowed: 5, vs. North Alabama (4/2/19)
- ▶ Walks: 2, 4x, MR at Louisville (3/13/19)
- ▶ Hits Allowed: 6, vs. North Alabama (4/2/19)

## #29 Max Cioffi - 10 appearances (All games)

| Date   | Opponent      | GS | IP   | H  | R  | ER | BB | SO | 2B | 3B | HR | WP | BK | HBP | IBB | Score | W-L | Sv | ERA  | NP |
|--------|---------------|----|------|----|----|----|----|----|----|----|----|----|----|-----|-----|-------|-----|----|------|----|
| Feb 16 | WRIGHT STATE  |    | 3.2  | 1  | 0  | 0  | 1  | 5  | 1  | 0  | 0  | 0  | 0  | 0   | 0   | 5-9   | 0-0 | 0  | 0.00 | 58 |
| Feb 23 | at Tulane     |    | 1.2  | 3  | 3  | 3  | 0  | 2  | 1  | 0  | 2  | 0  | 0  | 0   | 0   | 12-13 | 0-0 | 0  | 5.06 | 21 |
| Feb 26 | UT MARTIN     |    | 1.0  | 0  | 0  | 0  | 0  | 2  | 0  | 0  | 0  | 0  | 0  | 0   | 0   | 12-6  | 0-0 | 0  | 4.26 | 13 |
| Mar 05 | LITTLE ROCK   |    | 3.2  | 5  | 0  | 0  | 2  | 7  | 0  | 0  | 0  | 0  | 0  | 0   | 0   | 11-8  | 1-0 | 0  | 2.70 | 81 |
| Mar 13 | at Louisville |    | 2.1  | 4  | 3  | 3  | 2  | 2  | 0  | 0  | 1  | 0  | 0  | 0   | 0   | 8-10  | 1-0 | 0  | 4.38 | 51 |
| Mar 16 | ALABAMA       |    | 1.1  | 0  | 0  | 0  | 1  | 3  | 0  | 0  | 0  | 0  | 0  | 0   | 0   | 6-8   | 1-0 | 0  | 3.95 | 17 |
| Mar 24 | at Mizzou     |    | 2.2  | 1  | 1  | 1  | 1  | 3  | 0  | 0  | 1  | 0  | 0  | 1   | 0   | 5-8   | 1-0 | 0  | 3.86 | 52 |
| Apr 02 | NORTH ALABAMA | *  | 3.2  | 6  | 5  | 2  | 0  | 4  | 1  | 0  | 0  | 1  | 0  | 0   | 0   | 6-10  | 1-1 | 0  | 4.05 | 67 |
| Apr 14 | KENTUCKY-1    |    | 1.2  | 0  | 0  | 0  | 0  | 4  | 0  | 0  | 0  | 0  | 0  | 0   | 0   | 1-4   | 1-1 | 0  | 3.74 | 22 |
| Apr 20 | at Auburn     |    | 3.1  | 0  | 0  | 0  | 0  | 2  | 0  | 0  | 0  | 0  | 0  | 1   | 0   | 5-6   | 1-1 | 0  | 3.24 | 36 |
| Totals |               | 1  | 25.0 | 20 | 12 | 9  | 7  | 34 | 3  | 0  | 4  | 1  | 0  | 2   | 0   | 71-82 | 1-1 | 0  | 3.24 | -  |

## CAREER STATS

| Year  | ERA  | W | L | App | GS | CG | SHO | CBO | SV | IP   | H  | R  | ER | BB | SO | 2B | 3B | HR | BF  | B/Avg | WP | HBP | BK | SFA | SHA |
|-------|------|---|---|-----|----|----|-----|-----|----|------|----|----|----|----|----|----|----|----|-----|-------|----|-----|----|-----|-----|
| 2018  | 1.96 | 0 | 0 | 14  | 0  | 0  | 0   | 2   | 0  | 23.0 | 14 | 5  | 5  | 9  | 16 | 4  | 1  | 1  | 93  | .175  | 2  | 3   | 0  | 1   | 0   |
| 2019  | 3.24 | 1 | 1 | 10  | 1  | 0  | 0   | 0   | 0  | 25.0 | 20 | 12 | 9  | 7  | 34 | 3  | 0  | 4  | 102 | .217  | 1  | 2   | 0  | 0   | 1   |
| TOTAL | 2.62 | 1 | 1 | 24  | 1  | 0  | 0   | 2   | 0  | 48.0 | 34 | 17 | 14 | 16 | 50 | 7  | 1  | 5  | 195 | .198  | 3  | 5   | 0  | 1   | 1   |





# 32 MICHAEL FITZSIMMONS



R-SR. | INF | EADS, TENN. | MEMPHIS UNIVERSITY SCHOOL

## SEASON HIGHS

- ▶ Runs: 2, vs. UAPB (3/20/19)
- ▶ Hits: 1, 3x, MR at Auburn (4/19/19)
- ▶ Home Runs: --
- ▶ RBI: 1, vs. Wright State (2/15/19)
- ▶ Walks: 1, 4x, MR vs. UAPB (3/20/19)
- ▶ Stolen Bases: --
- ▶ Assists: --

## CAREER HIGHS

- ▶ Runs: 2, vs. UAPB (3/20/19)
- ▶ Hits: 2, 5x, MR at Arkansas State (5/15/18)
- ▶ Home Runs: 1, 7x, MR vs. LSU (5/27)
- ▶ RBI: 4, at Texas A&M (3/23/18)
- ▶ Walks: 2, at Georgia (5/6/16)
- ▶ Stolen Bases: None
- ▶ Assists: None

| Date   | Opponent          | Pos   | AB | R | H | RBI | 2B | 3B | HR | BB | SB | CS | HBP | SAC | SF | GDP | K | PO | A | E | Avg   |
|--------|-------------------|-------|----|---|---|-----|----|----|----|----|----|----|-----|-----|----|-----|---|----|---|---|-------|
| Feb 15 | WRIGHT STATE      | ph    | 1  | 0 | 1 | 1   | 0  | 0  | 0  | 0  | 0  | 0  | 0   | 0   | 0  | 0   | 0 | 0  | 0 | 0 | 1.000 |
| Feb 20 | ARKANSAS STATE    | ph/1b | 1  | 0 | 0 | 0   | 0  | 0  | 0  | 0  | 0  | 0  | 0   | 0   | 0  | 0   | 0 | 2  | 0 | 0 | .500  |
| Feb 24 | at Tulane         | *dh   | 2  | 0 | 0 | 0   | 0  | 0  | 0  | 1  | 0  | 0  | 0   | 0   | 0  | 0   | 1 | 0  | 0 | 0 | .250  |
| Feb 26 | UT MARTIN         | ph/1b | 1  | 0 | 0 | 0   | 0  | 0  | 0  | 0  | 0  | 0  | 0   | 0   | 0  | 0   | 0 | 0  | 0 | 0 | .200  |
| Mar 02 | LONG BEACH STATE- | ph    | 1  | 0 | 0 | 0   | 0  | 0  | 0  | 0  | 0  | 0  | 0   | 0   | 0  | 0   | 1 | 0  | 0 | 0 | .167  |
| Mar 05 | LITTLE ROCK       | ph/1b | 1  | 0 | 0 | 0   | 0  | 0  | 0  | 0  | 0  | 0  | 0   | 0   | 0  | 0   | 0 | 0  | 1 | 0 | .143  |
| Mar 06 | ECU               | ph    | 0  | 0 | 0 | 0   | 0  | 0  | 0  | 1  | 0  | 0  | 0   | 0   | 0  | 0   | 0 | 0  | 0 | 0 | .143  |
| Mar 08 | UAB               | ph    | 1  | 0 | 0 | 0   | 0  | 0  | 0  | 0  | 0  | 0  | 0   | 0   | 0  | 0   | 0 | 0  | 0 | 0 | .125  |
| Mar 09 | UAB               | ph/1b | 1  | 0 | 0 | 0   | 0  | 0  | 0  | 0  | 0  | 0  | 0   | 0   | 0  | 0   | 1 | 1  | 0 | 0 | .111  |
| Mar 13 | at Louisville     | ph    | 0  | 0 | 0 | 0   | 0  | 0  | 0  | 1  | 0  | 0  | 0   | 0   | 0  | 0   | 0 | 0  | 0 | 0 | .111  |
| Mar 15 | ALABAMA           | ph    | 1  | 0 | 0 | 0   | 0  | 0  | 0  | 0  | 0  | 0  | 0   | 0   | 0  | 0   | 0 | 0  | 0 | 0 | .100  |
| Mar 19 | ARKANSAS-PINE BLU | ph/1b | 1  | 1 | 0 | 0   | 0  | 0  | 0  | 0  | 0  | 0  | 1   | 0   | 0  | 0   | 0 | 1  | 0 | 0 | .091  |
| Mar 20 | ARKANSAS-PINE BLU | ph/1b | 2  | 2 | 0 | 0   | 0  | 0  | 0  | 1  | 0  | 0  | 1   | 0   | 0  | 0   | 1 | 6  | 0 | 0 | .077  |
| Mar 29 | at Arkansas       | ph    | 1  | 0 | 0 | 0   | 0  | 0  | 0  | 0  | 0  | 0  | 0   | 0   | 0  | 0   | 1 | 0  | 0 | 0 | .071  |
| Apr 02 | NORTH ALABAMA     | *1b   | 3  | 0 | 0 | 0   | 0  | 0  | 0  | 0  | 0  | 0  | 0   | 0   | 0  | 0   | 0 | 9  | 2 | 0 | .059  |
| Apr 06 | FLORIDA-1         | ph    | 1  | 0 | 0 | 0   | 0  | 0  | 0  | 0  | 0  | 0  | 0   | 0   | 0  | 0   | 0 | 0  | 0 | 0 | .056  |
| Apr 14 | KENTUCKY-2        | ph    | 1  | 0 | 1 | 0   | 0  | 0  | 0  | 0  | 0  | 0  | 0   | 0   | 0  | 0   | 0 | 0  | 0 | 0 | .105  |
| Apr 16 | MEMPHIS           | ph    | 1  | 0 | 0 | 0   | 0  | 0  | 0  | 0  | 0  | 0  | 0   | 0   | 0  | 0   | 1 | 0  | 0 | 0 | .100  |
| Apr 18 | at Auburn         | ph    | 1  | 0 | 0 | 0   | 0  | 0  | 0  | 0  | 0  | 0  | 0   | 0   | 0  | 0   | 1 | 0  | 0 | 0 | .095  |
| Apr 19 | at Auburn         | ph/1b | 2  | 0 | 1 | 0   | 0  | 0  | 0  | 0  | 0  | 0  | 0   | 0   | 0  | 0   | 1 | 0  | 0 | 0 | .130  |
| Apr 20 | at Auburn         | *dh   | 3  | 0 | 0 | 0   | 0  | 0  | 0  | 0  | 0  | 0  | 0   | 0   | 0  | 0   | 1 | 0  | 0 | 0 | .115  |
| Totals |                   | 3gs   | 26 | 3 | 3 | 1   | 0  | 0  | 0  | 4  | 0  | 0  | 2   | 0   | 0  | 0   | 9 | 19 | 3 | 0 | .115  |

On base pct. .281 • Slugging pct. .115

## CAREER STATS

| Year  | Avg. | GP  | GS | AB  | R  | H  | 2B | 3B | HR | RBI | TB | SLG% | BB | HBP | SO | GDP | OB%  | SF | SH | SB | ATT | PO | A | E | FLD%  |
|-------|------|-----|----|-----|----|----|----|----|----|-----|----|------|----|-----|----|-----|------|----|----|----|-----|----|---|---|-------|
| 2016  | .265 | 43  | 29 | 98  | 12 | 26 | 7  | 0  | 3  | 14  | 42 | .429 | 9  | 3   | 27 | 3   | .342 | 1  | 1  | 0  | 0   | 13 | 1 | 0 | 1.000 |
| 2017  | .175 | 29  | 10 | 40  | 4  | 7  | 1  | 0  | 1  | 4   | 11 | .275 | 5  | 2   | 13 | 2   | .298 | 0  | 0  | 0  | 0   | 22 | 0 | 0 | 1.000 |
| 2018  | .440 | 24  | 1  | 25  | 6  | 11 | 4  | 0  | 3  | 11  | 24 | .960 | 3  | 2   | 5  | 1   | .533 | 0  | 0  | 0  | 0   | 7  | 1 | 0 | 1.000 |
| 2019  | .115 | 22  | 3  | 26  | 3  | 3  | 0  | 0  | 0  | 1   | 3  | .115 | 4  | 2   | 9  | 0   | .281 | 0  | 0  | 0  | 0   | 19 | 3 | 0 | 1.000 |
| TOTAL | .249 | 118 | 43 | 189 | 25 | 47 | 12 | 0  | 7  | 30  | 80 | .423 | 21 | 9   | 54 | 6   | .350 | 1  | 1  | 0  | 0   | 61 | 5 | 0 | 1.000 |



34 TYLER MYERS



JR. | RHP | HOUSTON, TEXAS | PARIS JC

| SEASON HIGHS                                  |
|---|
| ▶ IP (Start): --                              |
| ▶ IP (Relief): 5.1, vs. Florida (4/5/19)      |
| ▶ Strikeouts: 4, 2x, MR vs. Florida (4/5/19)  |
| ▶ ER Allowed: 2, 4x, MR at Auburn (4/18/19)   |
| ▶ Runs Allowed: 2, 4x, MR at Auburn (4/18/19) |
| ▶ Walks: 1, 5x, MR vs. Kentucky (4/14/19)     |
| ▶ Hits Allowed: 4, 2x, MR at Auburn (4/18/19) |

| CAREER HIGHS                                  |
|---|
| ▶ IP (Start): --                              |
| ▶ IP (Relief): 5.1, vs. Florida (4/5/19)      |
| ▶ Strikeouts: 4, 2x, MR vs. Florida (4/5/19)  |
| ▶ ER Allowed: 2, 4x, MR at Auburn (4/18/19)   |
| ▶ Runs Allowed: 2, 4x, MR at Auburn (4/18/19) |
| ▶ Walks: 1, 5x, MR vs. Kentucky (4/14/19)     |
| ▶ Hits Allowed: 4, vs. Tulane (2/23)          |

#34 Tyler Myers - 14 appearances (All games)

| Date   | Opponent          | GS | IP   | H  | R  | ER | BB | SO | 2B | 3B | HR | WP | BK | HBP | IBB | Score  | W-L | Sv | ERA  | NP |
|--------|-------------------|----|------|----|----|----|----|----|----|----|----|----|----|-----|-----|--------|-----|----|------|----|
| Feb 20 | ARKANSAS STATE    |    | 1.0  | 1  | 0  | 0  | 1  | 2  | 0  | 0  | 0  | 0  | 0  | 0   | 0   | 15-3   | 0-0 | 0  | 0.00 | 24 |
| Feb 23 | at Tulane         |    | 2.0  | 4  | 1  | 1  | 1  | 3  | 1  | 0  | 0  | 0  | 0  | 0   | 1   | 12-13  | 0-0 | 0  | 3.00 | 25 |
| Feb 24 | at Tulane         |    | 1.0  | 0  | 0  | 0  | 0  | 0  | 0  | 0  | 0  | 0  | 0  | 0   | 0   | 6-3    | 0-0 | 0  | 2.25 | 11 |
| Mar 02 | LONG BEACH STATE- |    | 1.0  | 2  | 2  | 2  | 0  | 2  | 1  | 0  | 1  | 0  | 0  | 0   | 0   | 5-3    | 0-0 | 0  | 5.40 | 19 |
| Mar 09 | UAB               |    | 2.0  | 3  | 2  | 2  | 1  | 2  | 0  | 0  | 1  | 0  | 0  | 0   | 0   | 13-4   | 0-0 | 0  | 6.43 | 28 |
| Mar 13 | at Louisville     |    | 2.0  | 1  | 0  | 0  | 0  | 2  | 1  | 0  | 0  | 0  | 0  | 0   | 0   | 8-10   | 0-0 | 0  | 5.00 | 20 |
| Mar 16 | ALABAMA           |    | 1.0  | 0  | 0  | 0  | 0  | 0  | 0  | 0  | 0  | 0  | 0  | 0   | 0   | 6-8    | 0-0 | 0  | 4.50 | 6  |
| Mar 26 | at Memphis        |    | 3.0  | 1  | 0  | 0  | 0  | 3  | 0  | 1  | 0  | 0  | 0  | 0   | 0   | 9-6    | 1-0 | 0  | 3.46 | 34 |
| Mar 31 | at Arkansas       |    | 4.0  | 2  | 0  | 0  | 0  | 4  | 0  | 0  | 0  | 0  | 0  | 0   | 0   | 10-5   | 1-0 | 1  | 2.65 | 55 |
| Apr 05 | FLORIDA           |    | 5.1  | 2  | 2  | 2  | 0  | 4  | 0  | 0  | 2  | 0  | 0  | 0   | 0   | 12-4   | 2-0 | 1  | 2.82 | 67 |
| Apr 09 | vs Southern Miss  |    | 1.1  | 1  | 0  | 0  | 1  | 0  | 0  | 0  | 0  | 0  | 0  | 1   | 0   | 11-2   | 2-0 | 1  | 2.66 | 29 |
| Apr 14 | KENTUCKY-1        |    | 1.2  | 3  | 0  | 0  | 1  | 0  | 1  | 0  | 0  | 0  | 0  | 0   | 0   | 1-4    | 2-0 | 1  | 2.49 | 29 |
| Apr 18 | at Auburn         |    | 2.0  | 4  | 2  | 2  | 0  | 2  | 0  | 0  | 1  | 0  | 0  | 0   | 0   | 4-7    | 2-0 | 1  | 2.96 | 32 |
| Apr 20 | at Auburn         |    | 0.1  | 1  | 1  | 1  | 0  | 0  | 1  | 0  | 0  | 0  | 0  | 0   | 0   | 5-6    | 2-0 | 1  | 3.25 | 4  |
| Totals |                   | 0  | 27.2 | 25 | 10 | 10 | 5  | 24 | 5  | 1  | 5  | 0  | 0  | 1   | 1   | 117-78 | 2-0 | 1  | 3.25 | -  |

CAREER STATS

| Year  | ERA  | W | L | App | GS | CG | SHO | CBO | SV | IP   | H  | R  | ER | BB | SO | 2B | 3B | HR | BF  | B/Avg | WP | HBP | BK | SFA | SHA |
|-------|------|---|---|-----|----|----|-----|-----|----|------|----|----|----|----|----|----|----|----|-----|-------|----|-----|----|-----|-----|
| 2019  | 3.25 | 2 | 0 | 14  | 0  | 0  | 0   | 0   | 1  | 27.2 | 25 | 10 | 10 | 5  | 24 | 5  | 1  | 5  | 108 | .253  | 0  | 1   | 0  | 1   | 2   |
| TOTAL | 3.25 | 2 | 0 | 14  | 0  | 0  | 0   | 0   | 1  | 27.2 | 25 | 10 | 10 | 5  | 24 | 5  | 1  | 5  | 108 | .253  | 0  | 1   | 0  | 1   | 2   |



35

KEVIN GRAHAM

OLE MISS BASEBALL

FR. | IF | O'FALLON, MO. | WESTMINSTER CHRISTIAN

| SEASON HIGHS   | CAREER HIGHS   |
|--|--|
| <div>▶ Runs: 2, 2x, MR vs. Florida (4/6/19)</div> <div>▶ Hits: 2, 4x, MR at Auburn (4/19/19)</div> <div>▶ Home Runs: 1, 5x, MR vs. Kentucky (4/14/19)</div> <div>▶ RBI: 4, 2x, MR vs. UAPB (3/20/19)</div> <div>▶ Walks: 2, vs. UAB (3/9/19)</div> <div>▶ Stolen Bases: --</div> <div>▶ Assists: 3, vs. Florida (4/5/19)</div> | <div>▶ Runs: 2, 2x, MR vs. Florida (4/6/19)</div> <div>▶ Hits: 2, 4x, MR at Auburn (4/19/19)</div> <div>▶ Home Runs: 1, 5x, MR vs. Kentucky (4/14/19)</div> <div>▶ RBI: 4, 2x, MR vs. UAPB (3/20/19)</div> <div>▶ Walks: 2, vs. UAB (3/9/19)</div> <div>▶ Stolen Bases: --</div> <div>▶ Assists: 3, vs. Florida (4/5/19)</div> |

| Date   | Opponent          | Pos   | AB | R  | H  | RBI | 2B | 3B | HR | BB | SB | CS | HBP | SAC | SF | GDP | K  | PO | A | E | Avg  |
|--------|-------------------|-------|----|----|----|-----|----|----|----|----|----|----|-----|-----|----|-----|----|----|---|---|------|
| Feb 20 | ARKANSAS STATE    | ph/dh | 1  | 0  | 0  | 0   | 0  | 0  | 0  | 0  | 0  | 0  | 0   | 0   | 0  | 0   | 1  | 0  | 0 | 0 | .000 |
| Feb 23 | at Tulane         | ph    | 1  | 0  | 0  | 0   | 0  | 0  | 0  | 0  | 0  | 0  | 0   | 0   | 0  | 0   | 0  | 0  | 0 | 0 | .000 |
| Mar 01 | LONG BEACH STATE  | ph    | 0  | 0  | 0  | 0   | 0  | 0  | 0  | 1  | 0  | 0  | 0   | 0   | 0  | 0   | 0  | 0  | 0 | 0 | .000 |
| Mar 08 | UAB               | *dh   | 4  | 1  | 2  | 4   | 0  | 0  | 1  | 0  | 0  | 0  | 0   | 0   | 0  | 0   | 0  | 0  | 0 | 0 | .333 |
| Mar 09 | UAB               | *dh   | 3  | 1  | 1  | 0   | 1  | 0  | 0  | 2  | 0  | 0  | 0   | 0   | 0  | 0   | 1  | 0  | 0 | 0 | .333 |
| Mar 10 | UAB               | *dh   | 2  | 0  | 0  | 0   | 0  | 0  | 0  | 0  | 0  | 0  | 2   | 0   | 0  | 0   | 0  | 0  | 0 | 0 | .273 |
| Mar 12 | at Louisville     | *dh   | 3  | 1  | 2  | 1   | 1  | 1  | 0  | 0  | 0  | 0  | 0   | 0   | 0  | 0   | 1  | 0  | 0 | 0 | .357 |
| Mar 13 | at Louisville     | *dh   | 4  | 0  | 0  | 0   | 0  | 0  | 0  | 0  | 0  | 0  | 0   | 0   | 0  | 1   | 3  | 0  | 0 | 0 | .278 |
| Mar 15 | ALABAMA           | *dh   | 2  | 0  | 0  | 0   | 0  | 0  | 0  | 0  | 0  | 0  | 0   | 0   | 0  | 0   | 0  | 0  | 0 | 0 | .250 |
| Mar 16 | ALABAMA           | *dh   | 4  | 0  | 0  | 0   | 0  | 0  | 0  | 0  | 0  | 0  | 0   | 0   | 0  | 0   | 2  | 0  | 0 | 0 | .208 |
| Mar 20 | ARKANSAS-PINE BLU | *dh   | 3  | 1  | 2  | 4   | 1  | 0  | 1  | 0  | 0  | 0  | 0   | 0   | 1  | 0   | 1  | 0  | 0 | 0 | .259 |
| Mar 23 | at Mizzou         | dh    | 1  | 0  | 0  | 0   | 0  | 0  | 0  | 0  | 0  | 0  | 0   | 0   | 0  | 0   | 1  | 0  | 0 | 0 | .250 |
| Mar 24 | at Mizzou         | ph/dh | 2  | 0  | 0  | 0   | 0  | 0  | 0  | 0  | 0  | 0  | 0   | 0   | 0  | 0   | 0  | 0  | 0 | 0 | .233 |
| Mar 26 | at Memphis        | *dh   | 1  | 2  | 1  | 0   | 0  | 0  | 0  | 1  | 0  | 0  | 0   | 0   | 0  | 0   | 0  | 0  | 0 | 0 | .258 |
| Mar 29 | at Arkansas       | *dh   | 3  | 0  | 1  | 0   | 1  | 0  | 0  | 0  | 0  | 0  | 0   | 0   | 0  | 0   | 1  | 0  | 0 | 0 | .265 |
| Mar 30 | at Arkansas       | *1b   | 4  | 0  | 1  | 0   | 0  | 0  | 0  | 0  | 0  | 0  | 0   | 0   | 0  | 0   | 1  | 3  | 0 | 0 | .263 |
| Mar 31 | at Arkansas       | *1b   | 5  | 1  | 1  | 2   | 0  | 0  | 1  | 1  | 0  | 0  | 0   | 0   | 0  | 0   | 2  | 10 | 0 | 0 | .256 |
| Apr 02 | NORTH ALABAMA     | ph/1b | 2  | 1  | 1  | 2   | 0  | 0  | 1  | 0  | 0  | 0  | 0   | 0   | 0  | 0   | 1  | 1  | 0 | 0 | .267 |
| Apr 05 | FLORIDA           | *1b   | 5  | 0  | 1  | 0   | 0  | 0  | 0  | 0  | 0  | 0  | 0   | 0   | 0  | 0   | 1  | 12 | 3 | 0 | .260 |
| Apr 06 | FLORIDA-1         | *1b   | 5  | 2  | 1  | 1   | 0  | 0  | 0  | 0  | 0  | 0  | 0   | 0   | 0  | 0   | 2  | 4  | 0 | 0 | .255 |
| Apr 06 | FLORIDA-2         | *1b   | 5  | 0  | 1  | 1   | 0  | 0  | 0  | 0  | 0  | 0  | 0   | 0   | 0  | 1   | 1  | 8  | 1 | 0 | .250 |
| Apr 09 | vs Southern Miss  | *1b   | 3  | 1  | 0  | 0   | 0  | 0  | 0  | 1  | 0  | 0  | 0   | 0   | 0  | 0   | 1  | 6  | 1 | 0 | .238 |
| Apr 12 | KENTUCKY          | *1b   | 4  | 0  | 1  | 0   | 0  | 0  | 0  | 0  | 0  | 0  | 0   | 0   | 0  | 0   | 2  | 7  | 1 | 0 | .239 |
| Apr 14 | KENTUCKY-1        | ph    | 1  | 1  | 1  | 1   | 0  | 0  | 1  | 0  | 0  | 0  | 0   | 0   | 0  | 0   | 0  | 0  | 0 | 0 | .250 |
| Apr 16 | MEMPHIS           | ph    | 0  | 0  | 0  | 0   | 0  | 0  | 0  | 1  | 0  | 0  | 0   | 0   | 0  | 0   | 0  | 0  | 0 | 0 | .250 |
| Apr 18 | at Auburn         | ph/dh | 2  | 0  | 1  | 0   | 0  | 0  | 0  | 0  | 0  | 0  | 0   | 0   | 0  | 0   | 0  | 0  | 0 | 0 | .257 |
| Apr 19 | at Auburn         | *1b   | 3  | 0  | 2  | 1   | 0  | 0  | 0  | 0  | 0  | 0  | 0   | 0   | 0  | 0   | 0  | 3  | 0 | 1 | .274 |
| Apr 20 | at Auburn         | ph    | 1  | 0  | 0  | 0   | 0  | 0  | 0  | 0  | 0  | 0  | 0   | 0   | 0  | 0   | 0  | 0  | 0 | 0 | .270 |
| Totals |                   | 18gs  | 74 | 12 | 20 | 17  | 4  | 1  | 5  | 7  | 0  | 0  | 2   | 0   | 1  | 2   | 22 | 54 | 6 | 1 | .270 |

On base pct. .345 • Slugging pct. .554

| CAREER STATS |      |    |    |    |    |    |    |    |    |     |    |      |    |     |    |     |      |    |    |    |     |    |   |   |      |
|--------------|------|----|----|----|----|----|----|----|----|-----|----|------|----|-----|----|-----|------|----|----|----|-----|----|---|---|------|
| YEAR         | AVG  | GP | GS | AB | R  | H  | 2B | 3B | HR | RBI | TB | SLG% | BB | HBP | SO | GDP | OB%  | SF | SH | SB | ATT | PO | A | E | FLD% |
| 2019         | .270 | 29 | 18 | 74 | 12 | 20 | 4  | 1  | 5  | 17  | 41 | .554 | 7  | 2   | 22 | 2   | .345 | 1  | 0  | 0  | 0   | 54 | 6 | 1 | .984 |
| TOTAL        | .270 | 29 | 18 | 74 | 12 | 20 | 4  | 1  | 5  | 17  | 41 | .554 | 7  | 2   | 22 | 2   | .345 | 1  | 0  | 0  | 0   | 54 | 6 | 1 | .984 |



# 40 HOUSTON ROTH



JR. | RHP | OXFORD, MISS. | OXFORD HS

## SEASON HIGHS

- ▶ IP (Start): 3.0, vs. Florida (4/6/19)
- ▶ IP (Relief): 3.0, at Arkansas (3/31/19)
- ▶ Strikeouts: 5, 2x, MR vs. Florida (4/6/19)
- ▶ ER Allowed: 4, vs. Tulane (2/23)
- ▶ Runs Allowed: 5, 2x, MR at Louisville (3/13/19)
- ▶ Walks: 2, 2x, MR at Arkansas (3/31/19)
- ▶ Hits Allowed: 8, vs. Tulane (2/23)

## CAREER HIGHS

- ▶ IP (Start): 5.0, 4x, MR vs. Southern Miss (4/10/18)
- ▶ IP (Relief): 3.0, 3x, MR at Arkansas (3/31/19)
- ▶ Strikeouts: 7, 4x, MR vs. Southern Miss (4/10/18)
- ▶ ER Allowed: 4, 2x, vs. Austin Peay (3/6/18)
- ▶ Runs Allowed: 5, 2x, MR at Louisville (3/13/19)
- ▶ Walks: 4, 2x, MR at Memphis (4/4/18)
- ▶ Hits Allowed: 8, vs. Tulane (2/23/19)

| Date   | Opponent         | GS | IP   | H  | R  | ER | BB | SO | 2B | 3B | HR | WP | BK | HBP | IBB | Score | W-L | Sv | ERA   | NP |
|--------|------------------|----|------|----|----|----|----|----|----|----|----|----|----|-----|-----|-------|-----|----|-------|----|
| Feb 20 | ARKANSAS STATE   |    | 2.0  | 1  | 0  | 0  | 1  | 4  | 1  | 0  | 0  | 0  | 0  | 0   | 0   | 15-3  | 1-0 | 0  | 0.00  | 34 |
| Feb 23 | at Tulane        | *  | 2.2  | 8  | 5  | 4  | 1  | 1  | 2  | 0  | 1  | 0  | 0  | 0   | 0   | 12-13 | 1-0 | 0  | 7.71  | 64 |
| Mar 01 | LONG BEACH STATE |    | 2.0  | 3  | 2  | 2  | 1  | 3  | 2  | 0  | 0  | 1  | 0  | 0   | 0   | 7-2   | 1-0 | 0  | 8.10  | 37 |
| Mar 13 | at Louisville    | *  | 0.2  | 4  | 5  | 3  | 0  | 1  | 1  | 0  | 0  | 0  | 1  | 2   | 0   | 8-10  | 1-1 | 0  | 11.05 | 30 |
| Mar 17 | ALABAMA          |    | 1.2  | 1  | 0  | 0  | 0  | 1  | 1  | 0  | 0  | 0  | 0  | 0   | 0   | 12-2  | 1-1 | 0  | 9.00  | 18 |
| Mar 24 | at Mizzou        |    | 2.0  | 1  | 0  | 0  | 2  | 3  | 0  | 0  | 0  | 0  | 0  | 0   | 0   | 5-8   | 1-1 | 0  | 7.36  | 35 |
| Mar 29 | at Arkansas      |    | 3.0  | 1  | 0  | 0  | 2  | 5  | 0  | 0  | 0  | 1  | 0  | 0   | 0   | 3-5   | 1-1 | 0  | 5.79  | 56 |
| Apr 02 | NORTH ALABAMA    |    | 1.0  | 3  | 2  | 2  | 1  | 0  | 0  | 0  | 0  | 0  | 0  | 0   | 0   | 6-10  | 1-1 | 0  | 6.60  | 35 |
| Apr 06 | FLORIDA-2        | *  | 3.0  | 5  | 4  | 0  | 1  | 5  | 1  | 0  | 0  | 0  | 0  | 1   | 0   | 12-10 | 1-1 | 0  | 5.50  | 55 |
| Apr 12 | KENTUCKY         |    | 2.0  | 3  | 2  | 2  | 0  | 3  | 2  | 0  | 0  | 0  | 0  | 0   | 0   | 8-2   | 1-1 | 0  | 5.85  | 36 |
| Apr 16 | MEMPHIS          |    | 0.1  | 1  | 0  | 0  | 1  | 0  | 0  | 0  | 0  | 0  | 0  | 0   | 0   | 5-2   | 1-1 | 0  | 5.75  | 12 |
| Totals |                  | 3  | 20.1 | 31 | 20 | 13 | 10 | 26 | 10 | 0  | 1  | 2  | 1  | 3   | 0   | 93-67 | 1-1 | 0  | 5.75  | -  |

## CAREER STATS

| Year  | ERA  | W | L | App | GS | CG | SHO | CBO | SV | IP    | H   | R  | ER | BB | SO  | 2B | 3B | HR | BF  | B/Avg | WP | HBP | BK | SFA | SHA |
|-------|------|---|---|-----|----|----|-----|-----|----|-------|-----|----|----|----|-----|----|----|----|-----|-------|----|-----|----|-----|-----|
| 2017  | 1.57 | 3 | 0 | 18  | 0  | 0  | 0   | 1   | 0  | 28.2  | 25  | 10 | 5  | 8  | 41  | 7  | 1  | 3  | 123 | .231  | 4  | 2   | 0  | 3   | 2   |
| 2018  | 4.44 | 5 | 1 | 16  | 8  | 0  | 0   | 1   | 1  | 52.2  | 55  | 29 | 26 | 25 | 68  | 19 | 1  | 5  | 237 | .268  | 4  | 4   | 0  | 2   | 1   |
| 2019  | 5.75 | 1 | 1 | 11  | 3  | 0  | 0   | 0   | 0  | 20.1  | 31  | 20 | 13 | 10 | 26  | 10 | 0  | 1  | 107 | .341  | 2  | 3   | 1  | 1   | 2   |
| TOTAL | 3.90 | 9 | 2 | 45  | 11 | 0  | 0   | 2   | 1  | 101.2 | 111 | 59 | 44 | 43 | 135 | 36 | 2  | 9  | 467 | .275  | 10 | 9   | 1  | 6   | 5   |



41

PIERCE SMITH

SR. | LHP | MARIETTA, GA. | CHATTAHOOCHEE VALLEY CC

| SEASON HIGHS                           |  |  |  |  |  |  |  |  |  |  |  |  |  |
|--|--|--|--|--|--|--|--|--|--|--|--|--|--|
| ▶ IP (Start): --                       |  |  |  |  |  |  |  |  |  |  |  |  |  |
| ▶ IP (Relief): 1.0, vs. UAPB (3/20/19) |  |  |  |  |  |  |  |  |  |  |  |  |  |
| ▶ Strikeouts: 1, vs. UAPB (3/20/19)    |  |  |  |  |  |  |  |  |  |  |  |  |  |
| ▶ ER Allowed: 0, vs. UAPB (3/20/19)    |  |  |  |  |  |  |  |  |  |  |  |  |  |
| ▶ Runs Allowed: 0, vs. UAPB (3/20/19)  |  |  |  |  |  |  |  |  |  |  |  |  |  |
| ▶ Walks: 1, vs. UAPB (3/20/19)         |  |  |  |  |  |  |  |  |  |  |  |  |  |
| ▶ Hits Allowed: 0, vs. UAPB (3/20/19)  |  |  |  |  |  |  |  |  |  |  |  |  |  |

| CAREER HIGHS                                  |  |  |  |  |  |  |  |  |  |  |  |  |  |
|---|--|--|--|--|--|--|--|--|--|--|--|--|--|
| ▶ IP (Start): --                              |  |  |  |  |  |  |  |  |  |  |  |  |  |
| ▶ IP (Relief): 1.0, vs. UAPB (3/20/19)        |  |  |  |  |  |  |  |  |  |  |  |  |  |
| ▶ Strikeouts: 1, vs. UAPB (3/20/19)           |  |  |  |  |  |  |  |  |  |  |  |  |  |
| ▶ ER Allowed: 2, at Georgia State (3/14/18)   |  |  |  |  |  |  |  |  |  |  |  |  |  |
| ▶ Runs Allowed: 2, at Georgia State (3/14/18) |  |  |  |  |  |  |  |  |  |  |  |  |  |
| ▶ Walks: 1, vs. UAPB (3/20/19)                |  |  |  |  |  |  |  |  |  |  |  |  |  |
| ▶ Hits Allowed: 0, vs. UAPB (3/20/19)         |  |  |  |  |  |  |  |  |  |  |  |  |  |

| Date   | Opponent          | GS | IP  | H | R | ER | BB | SO | 2B | 3B | HR | WP | BK | HBP | IBB | Score | W-L | Sv | ERA  | NP |
|--------|-------------------|----|-----|---|---|----|----|----|----|----|----|----|----|-----|-----|-------|-----|----|------|----|
| Mar 20 | ARKANSAS-PINE BLU |    | 1.0 | 0 | 0 | 0  | 1  | 1  | 0  | 0  | 0  | 2  | 0  | 1   | 0   | 25-0  | 0-0 | 0  | 0.00 | 23 |
| Totals |                   | 0  | 1.0 | 0 | 0 | 0  | 1  | 1  | 0  | 0  | 0  | 2  | 0  | 1   | 0   | 25-0  | 0-0 | 0  | 0.00 | -  |

| CAREER STATS |       |   |   |     |    |    |     |     |    |     |   |   |    |    |    |    |    |    |    |       |    |     |    |     |     |
|--------------|-------|---|---|-----|----|----|-----|-----|----|-----|---|---|----|----|----|----|----|----|----|-------|----|-----|----|-----|-----|
| Year         | ERA   | W | L | App | GS | CG | SHO | CBO | SV | IP  | H | R | ER | BB | SO | 2B | 3B | HR | BF | B/Avg | WP | HBP | BK | SFA | SHA |
| 2018         | 54.00 | 0 | 0 | 1   | 0  | 0  | 0   | 0   | 0  | 0.1 | 0 | 2 | 2  | 0  | 0  | 0  | 0  | 0  | 4  | .000  | 1  | 3   | 0  | 0   | 0   |
| 2019         | 0.00  | 0 | 0 | 1   | 0  | 0  | 0   | 1   | 0  | 1.0 | 0 | 0 | 0  | 1  | 1  | 0  | 0  | 0  | 5  | .000  | 2  | 1   | 0  | 0   | 0   |
| TOTAL        | 13.50 | 0 | 0 | 2   | 0  | 0  | 0   | 1   | 0  | 1.1 | 0 | 2 | 2  | 1  | 1  | 0  | 0  | 0  | 9  | .000  | 3  | 4   | 0  | 0   | 0   |





# 44 CARL GINDL



SO. | OF | CANTONMENT, FLA. | PENSACOLA CATHOLIC HS

## SEASON HIGHS

- ▶ Runs: 3, vs. Arkansas State (2/20/19)
- ▶ Hits: 1, 7x, MR vs. Kentucky (4/14/19)
- ▶ Home Runs: --
- ▶ RBI: 4, vs. UT Martin (2/26/19)
- ▶ Walks: 1, 3x, MR vs. UAPB (3/20/19)
- ▶ Stolen Bases: 1, 2x, MR vs. Little Rock (3/5/19)
- ▶ Assists: --

## CAREER HIGHS


- ▶ Runs: 3, vs. Arkansas State (2/20/19)
- ▶ Hits: 1, 7x, MR vs. Kentucky (4/14/19)
- ▶ Home Runs: --
- ▶ RBI: 4, vs. UT Martin (2/26/19)
- ▶ Walks: 1, 6x, MR vs. UAPB (3/20/19)
- ▶ Stolen Bases: 1, 3x, MR vs. Little Rock (3/5/19)
- ▶ Assists: --

| Date   | Opponent          | Pos   | AB | R  | H | RBI | 2B | 3B | HR | BB | SB | CS | HBP | SAC | SF | GDP | K | PO | A | E | Avg  |
|--------|-------------------|-------|----|----|---|-----|----|----|----|----|----|----|-----|-----|----|-----|---|----|---|---|------|
| Feb 15 | WRIGHT STATE      | of/of | 1  | 0  | 0 | 0   | 0  | 0  | 0  | 0  | 0  | 0  | 0   | 0   | 0  | 0   | 0 | 0  | 0 | 0 | .000 |
| Feb 20 | ARKANSAS STATE    | *of   | 4  | 3  | 1 | 0   | 0  | 0  | 0  | 1  | 0  | 0  | 0   | 0   | 0  | 0   | 1 | 1  | 0 | 0 | .200 |
| Feb 26 | UT MARTIN         | *of   | 3  | 1  | 1 | 4   | 0  | 0  | 0  | 0  | 1  | 0  | 0   | 0   | 1  | 0   | 0 | 2  | 0 | 0 | .250 |
| Mar 01 | LONG BEACH STATE  | of    | 0  | 0  | 0 | 0   | 0  | 0  | 0  | 0  | 0  | 0  | 0   | 0   | 0  | 0   | 0 | 0  | 0 | 0 | .250 |
| Mar 02 | LONG BEACH STATE- | pr/of | 0  | 1  | 0 | 0   | 0  | 0  | 0  | 0  | 0  | 0  | 0   | 0   | 0  | 0   | 0 | 0  | 0 | 0 | .250 |
| Mar 05 | LITTLE ROCK       | *of   | 4  | 1  | 1 | 0   | 0  | 0  | 0  | 0  | 1  | 0  | 0   | 0   | 0  | 0   | 0 | 2  | 0 | 0 | .250 |
| Mar 09 | UAB               | ph/of | 1  | 0  | 1 | 1   | 1  | 0  | 0  | 0  | 0  | 0  | 0   | 0   | 0  | 0   | 0 | 1  | 0 | 0 | .308 |
| Mar 10 | UAB               | pr    | 0  | 0  | 0 | 0   | 0  | 0  | 0  | 0  | 0  | 1  | 0   | 0   | 0  | 0   | 0 | 0  | 0 | 0 | .308 |
| Mar 12 | at Louisville     | *of   | 2  | 0  | 0 | 0   | 0  | 0  | 0  | 0  | 0  | 0  | 0   | 0   | 0  | 0   | 1 | 1  | 0 | 0 | .267 |
| Mar 17 | ALABAMA           | ph/of | 0  | 0  | 0 | 0   | 0  | 0  | 0  | 1  | 0  | 0  | 0   | 0   | 0  | 0   | 0 | 0  | 0 | 0 | .267 |
| Mar 19 | ARKANSAS-PINE BLU | *of   | 3  | 1  | 1 | 0   | 0  | 0  | 0  | 1  | 0  | 0  | 0   | 0   | 0  | 0   | 1 | 1  | 0 | 0 | .278 |
| Mar 20 | ARKANSAS-PINE BLU | pr/of | 2  | 2  | 1 | 0   | 0  | 0  | 0  | 0  | 0  | 0  | 0   | 0   | 0  | 0   | 0 | 0  | 0 | 0 | .300 |
| Mar 26 | at Memphis        | pr/of | 0  | 0  | 0 | 0   | 0  | 0  | 0  | 0  | 0  | 0  | 0   | 0   | 0  | 0   | 0 | 0  | 0 | 0 | .300 |
| Mar 30 | at Arkansas       | pr    | 0  | 1  | 0 | 0   | 0  | 0  | 0  | 0  | 0  | 0  | 0   | 0   | 0  | 0   | 0 | 0  | 0 | 0 | .300 |
| Apr 02 | NORTH ALABAMA     | ph/of | 3  | 0  | 0 | 0   | 0  | 0  | 0  | 0  | 0  | 0  | 0   | 0   | 0  | 0   | 1 | 0  | 0 | 0 | .261 |
| Apr 06 | FLORIDA-1         | ph/of | 1  | 0  | 0 | 0   | 0  | 0  | 0  | 0  | 0  | 0  | 0   | 0   | 0  | 0   | 0 | 0  | 0 | 0 | .250 |
| Apr 14 | KENTUCKY-1        | of    | 1  | 0  | 1 | 0   | 0  | 0  | 0  | 0  | 0  | 0  | 0   | 0   | 0  | 0   | 0 | 0  | 0 | 0 | .280 |
| Apr 14 | KENTUCKY-2        | pr    | 0  | 0  | 0 | 0   | 0  | 0  | 0  | 0  | 0  | 0  | 0   | 0   | 0  | 0   | 0 | 0  | 0 | 0 | .280 |
| Apr 16 | MEMPHIS           | of    | 1  | 0  | 0 | 0   | 0  | 0  | 0  | 0  | 0  | 0  | 0   | 0   | 0  | 0   | 0 | 0  | 0 | 0 | .269 |
| Totals |                   | 5gs   | 26 | 10 | 7 | 5   | 1  | 0  | 0  | 3  | 2  | 1  | 0   | 0   | 1  | 0   | 4 | 8  | 0 | 0 | .269 |

On base pct. .333 • Slugging pct. .308

## CAREER STATS

| Year  | Avg. | GP | GS | AB | R  | H | 2B | 3B | HR | RBI | TB | SLG% | BB | HBP | SO | GDP | OB%  | SF | SH | SB | ATT | PO | A | E | FLD%  |
|-------|------|----|----|----|----|---|----|----|----|-----|----|------|----|-----|----|-----|------|----|----|----|-----|----|---|---|-------|
| 2018  | .000 | 15 | 0  | 6  | 4  | 0 | 0  | 0  | 0  | 2   | 0  | .000 | 3  | 0   | 2  | 0   | .300 | 1  | 0  | 1  | 1   | 0  | 0 | 0 | .000  |
| 2019  | .269 | 19 | 5  | 26 | 10 | 7 | 1  | 0  | 0  | 5   | 8  | .308 | 3  | 0   | 4  | 0   | .333 | 1  | 0  | 2  | 3   | 8  | 0 | 0 | 1.000 |
| TOTAL | .219 | 34 | 5  | 32 | 14 | 7 | 1  | 0  | 0  | 7   | 8  | .250 | 6  | 0   | 6  | 0   | .325 | 2  | 0  | 3  | 4   | 8  | 0 | 0 | 1.000 |



58 RAY FALK



JR. | RHP | PACIFICA, CALIF. | SKYLINE COLLEGE

SEASON HIGHS

- ▶ IP (Start): --
- ▶ IP (Relief): 1.0, vs. UAPB (3/19/19)
- ▶ Strikeouts: 1, vs. UAPB (3/19/19)
- ▶ ER Allowed: 3, vs. Little Rock (3/5/19)
- ▶ Runs Allowed: 3, vs. Little Rock (3/5/19)
- ▶ Walks: 2, vs. Little Rock (3/5/19)
- ▶ Hits Allowed: 1, 2x, MR vs. UAPB (3/20/19)

CAREER HIGHS

- ▶ IP (Start): --
- ▶ IP (Relief): 1.0, vs. UAPB (3/19/19)
- ▶ Strikeouts: 1, vs. UAPB (3/19/19)
- ▶ ER Allowed: 3, vs. Little Rock (3/5/19)
- ▶ Runs Allowed: 3, vs. Little Rock (3/5/19)
- ▶ Walks: 2, vs. Little Rock (3/5/19)
- ▶ Hits Allowed: 1, 2x, MR vs. UAPB (3/20/19)

| Date   | Opponent          | GS | IP  | H | R | ER | BB | SO | 2B | 3B | HR | WP | BK | HBP | IBB | Score | W-L | Sv | ERA    | NP |
|--------|-------------------|----|-----|---|---|----|----|----|----|----|----|----|----|-----|-----|-------|-----|----|--------|----|
| Mar 05 | LITTLE ROCK       |    | 0.0 | 1 | 3 | 3  | 2  | 0  | 0  | 0  | 0  | 0  | 0  | 0   | 0   | 11-8  | 0-0 | 0  | 999.00 | 13 |
| Mar 19 | ARKANSAS-PINE BLU |    | 1.0 | 1 | 1 | 1  | 0  | 1  | 0  | 0  | 1  | 0  | 0  | 0   | 0   | 12-2  | 0-0 | 0  | 36.00  | 9  |
| Totals |                   | 0  | 1.0 | 2 | 4 | 4  | 2  | 1  | 0  | 0  | 1  | 0  | 0  | 0   | 0   | 23-10 | 0-0 | 0  | 36.00  | -  |

CAREER STATS

| Year  | ERA   | W | L | App | GS | CG | SHO | CBO | SV | IP  | H | R | ER | BB | SO | 2B | 3B | HR | BF | B/Avg | WP | HBP | BK | SFA | SHA |
|-------|-------|---|---|-----|----|----|-----|-----|----|-----|---|---|----|----|----|----|----|----|----|-------|----|-----|----|-----|-----|
| 2019  | 36.00 | 0 | 0 | 2   | 0  | 0  | 0   | 0   | 0  | 1.0 | 2 | 4 | 4  | 2  | 1  | 0  | 0  | 1  | 7  | .400  | 0  | 0   | 0  | 0   | 0   |
| TOTAL | 36.00 | 0 | 0 | 2   | 0  | 0  | 0   | 0   | 0  | 1.0 | 2 | 4 | 4  | 2  | 1  | 0  | 0  | 1  | 7  | .400  | 0  | 0   | 0  | 0   | 0   |



# 65 PARKER CARACCI



R-JR. | RHP | JACKSON, MISS. | JACKSON PREP

## SEASON HIGHS

- ▶ IP (Start): --
- ▶ IP (Relief): 3.2, vs. Florida (4/6/19)
- ▶ Strikeouts: 3, 3x, MR at Mizzou (3/23/19)
- ▶ ER Allowed: 3, vs. Long Beach State (3/1/19)
- ▶ Runs Allowed: 3, vs. Long Beach State (3/1/19)
- ▶ Walks: 3, vs. Long Beach State (3/1/19)
- ▶ Hits Allowed: 3, at Auburn (4/20/19)

## CAREER HIGHS

- ▶ IP (Start): --
- ▶ IP (Relief): 4.0, 2x, MR at South Carolina (5/6/18)
- ▶ Strikeouts: 7, 2x, MR vs. Georgia (5/24)
- ▶ ER Allowed: 3, vs. Long Beach State (3/1/19)
- ▶ Runs Allowed: 3, vs. Long Beach State (3/1/19)
- ▶ Walks: 3, vs. Long Beach State (3/1/19)
- ▶ Hits Allowed: 4, at South Carolina (5/6/18)

## #65 Parker Caracci - 12 appearances (All games)

| Date   | Opponent          | GS | IP   | H  | R | ER | BB | SO | 2B | 3B | HR | WP | BK | HBP | IBB | Score | W-L | Sv | ERA   | NP |
|--------|-------------------|----|------|----|---|----|----|----|----|----|----|----|----|-----|-----|-------|-----|----|-------|----|
| Feb 22 | at Tulane         |    | 1.2  | 2  | 0 | 0  | 1  | 2  | 0  | 0  | 0  | 0  | 0  | 0   | 0   | 6-4   | 0-0 | 1  | 0.00  | 33 |
| Feb 23 | at Tulane         |    | 0.1  | 1  | 2 | 2  | 1  | 1  | 0  | 0  | 1  | 0  | 0  | 0   | 0   | 12-13 | 0-1 | 1  | 9.00  | 18 |
| Mar 02 | LONG BEACH STATE- |    | 0.1  | 0  | 3 | 3  | 3  | 0  | 0  | 0  | 0  | 0  | 0  | 0   | 0   | 7-6   | 0-1 | 1  | 19.29 | 19 |
| Mar 10 | UAB               |    | 1.2  | 1  | 0 | 0  | 1  | 3  | 0  | 0  | 0  | 0  | 0  | 0   | 0   | 2-1   | 0-1 | 2  | 11.25 | 27 |
| Mar 15 | ALABAMA           |    | 1.2  | 1  | 0 | 0  | 0  | 3  | 1  | 0  | 0  | 0  | 0  | 0   | 0   | 1-0   | 0-1 | 3  | 7.94  | 29 |
| Mar 23 | at Mizzou         |    | 1.1  | 0  | 0 | 0  | 0  | 3  | 0  | 0  | 0  | 0  | 0  | 0   | 0   | 3-0   | 0-1 | 4  | 6.43  | 18 |
| Mar 26 | at Memphis        |    | 1.0  | 2  | 0 | 0  | 0  | 1  | 0  | 0  | 0  | 0  | 0  | 0   | 0   | 9-6   | 0-1 | 5  | 5.62  | 24 |
| Mar 30 | at Arkansas       |    | 1.0  | 0  | 0 | 0  | 0  | 2  | 0  | 0  | 0  | 0  | 0  | 0   | 0   | 4-3   | 0-1 | 6  | 5.00  | 11 |
| Apr 06 | FLORIDA-2         |    | 3.2  | 1  | 0 | 0  | 1  | 2  | 0  | 0  | 0  | 2  | 0  | 1   | 0   | 12-10 | 1-1 | 6  | 3.55  | 56 |
| Apr 16 | MEMPHIS           |    | 1.0  | 0  | 0 | 0  | 1  | 1  | 0  | 0  | 0  | 0  | 0  | 1   | 0   | 5-2   | 1-1 | 7  | 3.29  | 17 |
| Apr 19 | at Auburn         |    | 2.0  | 1  | 0 | 0  | 0  | 4  | 0  | 0  | 0  | 0  | 0  | 0   | 0   | 5-3   | 1-1 | 8  | 2.87  | 46 |
| Apr 20 | at Auburn         |    | 1.2  | 3  | 2 | 0  | 1  | 3  | 0  | 0  | 0  | 0  | 0  | 0   | 0   | 5-6   | 1-2 | 8  | 2.60  | 49 |
| Totals |                   | 0  | 17.1 | 12 | 7 | 5  | 9  | 25 | 1  | 0  | 1  | 2  | 0  | 2   | 0   | 71-54 | 1-2 | 8  | 2.60  | -  |

## CAREER STATS

| Year  | ERA  | W | L | App | GS | CG | SHO | CBO | SV | IP   | H  | R  | ER | BB | SO | 2B | 3B | HR | BF  | B/Avg | WP | HBP | BK | SFA | SHA |
|-------|------|---|---|-----|----|----|-----|-----|----|------|----|----|----|----|----|----|----|----|-----|-------|----|-----|----|-----|-----|
| 2018  | 2.25 | 5 | 2 | 27  | 0  | 0  | 0   | 1   | 10 | 48.0 | 38 | 16 | 12 | 14 | 73 | 13 | 0  | 1  | 197 | .221  | 3  | 4   | 0  | 2   | 4   |
| 2019  | 2.60 | 1 | 2 | 12  | 0  | 0  | 0   | 2   | 8  | 17.1 | 12 | 7  | 5  | 9  | 25 | 1  | 0  | 1  | 72  | .200  | 2  | 2   | 0  | 0   | 1   |
| TOTAL | 2.34 | 6 | 4 | 39  | 0  | 0  | 0   | 3   | 18 | 65.1 | 50 | 23 | 17 | 23 | 98 | 14 | 0  | 2  | 269 | .216  | 5  | 6   | 0  | 2   | 5   |



**2019 OLE MISS BASEBALL**  
**Overall Statistics for Ole Miss (as of Apr 20, 2019)**  
**(All games Sorted by Batting avg)**



Record: 27-14 Home: 19-6 Away: 7-8 Neutral: 1-0 SEC: 10-8

| Player                 | avg  | gp-gs | ab   | r   | h   | 2b | 3b | hr | rbi | tb  | slg% | bb  | hp | so  | gdp | ob%  | sf | sh | sb-att | po   | a   | e  | fld%  |
|------------------------|------|-------|------|-----|-----|----|----|----|-----|-----|------|-----|----|-----|-----|------|----|----|--------|------|-----|----|-------|
| 2 Ryan Olenek          | .370 | 36-36 | 138  | 32  | 51  | 11 | 1  | 1  | 26  | 67  | .486 | 9   | 11 | 11  | 1   | .444 | 2  | 3  | 6-9    | 71   | 5   | 0  | 1.000 |
| 15 Grae Kessinger      | .348 | 41-41 | 164  | 48  | 57  | 13 | 0  | 4  | 33  | 82  | .500 | 28  | 5  | 15  | 7   | .450 | 3  | 0  | 12-13  | 56   | 89  | 6  | .960  |
| 6 Thomas Dillard       | .317 | 41-41 | 142  | 40  | 45  | 5  | 1  | 9  | 36  | 79  | .556 | 39  | 1  | 25  | 5   | .467 | 0  | 0  | 12-13  | 106  | 9   | 3  | .975  |
| 14 Cole Zabowski       | .316 | 41-41 | 155  | 33  | 49  | 9  | 0  | 9  | 38  | 85  | .548 | 13  | 3  | 32  | 2   | .376 | 2  | 0  | 5-5    | 226  | 16  | 7  | .972  |
| 10 Tyler Keenan        | .303 | 41-41 | 152  | 25  | 46  | 4  | 1  | 10 | 51  | 82  | .539 | 28  | 9  | 28  | 4   | .432 | 3  | 0  | 2-3    | 31   | 53  | 6  | .933  |
| 3 Anthony Servideo     | .290 | 39-34 | 124  | 41  | 36  | 5  | 1  | 0  | 17  | 43  | .347 | 27  | 3  | 28  | 0   | .429 | 0  | 2  | 17-17  | 67   | 31  | 1  | .990  |
| 13 Cooper Johnson      | .283 | 36-33 | 113  | 20  | 32  | 8  | 0  | 5  | 18  | 55  | .487 | 12  | 4  | 23  | 1   | .364 | 3  | 3  | 2-3    | 283  | 42  | 3  | .991  |
| 35 Kevin Graham        | .270 | 29-18 | 74   | 12  | 20  | 4  | 1  | 5  | 17  | 41  | .554 | 7   | 2  | 22  | 2   | .345 | 1  | 0  | 0-0    | 54   | 6   | 1  | .984  |
| 11 Chase Cockrell      | .237 | 28-22 | 76   | 11  | 18  | 5  | 0  | 0  | 11  | 23  | .303 | 13  | 4  | 34  | 0   | .376 | 0  | 0  | 0-1    | 15   | 1   | 0  | 1.000 |
| 1 Jacob Adams          | .217 | 33-26 | 83   | 15  | 18  | 2  | 0  | 0  | 10  | 20  | .241 | 20  | 3  | 18  | 3   | .387 | 0  | 1  | 4-5    | 37   | 54  | 1  | .989  |
| 25 Tim Elko            | .167 | 23-15 | 54   | 7   | 9   | 2  | 1  | 2  | 8   | 19  | .352 | 6   | 1  | 15  | 1   | .262 | 0  | 0  | 1-2    | 21   | 1   | 0  | 1.000 |
| -----                  |      |       |      |     |     |    |    |    |     |     |      |     |    |     |     |      |    |    |        |      |     |    |       |
| 44 Carl Gindl          | .269 | 21-5  | 26   | 10  | 7   | 1  | 0  | 0  | 5   | 8   | .308 | 3   | 0  | 4   | 0   | .333 | 1  | 0  | 2-3    | 8    | 0   | 0  | 1.000 |
| 7 Josh Hall            | .263 | 34-4  | 19   | 10  | 5   | 0  | 1  | 1  | 4   | 10  | .526 | 4   | 1  | 2   | 0   | .417 | 0  | 0  | 6-6    | 17   | 1   | 0  | 1.000 |
| 8 Justin Bench         | .250 | 6-0   | 4    | 1   | 1   | 0  | 0  | 0  | 2   | 1   | .250 | 1   | 0  | 0   | 0   | .400 | 0  | 0  | 0-0    | 0    | 4   | 0  | 1.000 |
| 4 Knox Loposer         | .243 | 21-9  | 37   | 9   | 9   | 2  | 0  | 1  | 8   | 14  | .378 | 5   | 0  | 7   | 0   | .333 | 0  | 0  | 0-0    | 37   | 3   | 2  | .952  |
| 32 Michael Fitzsimmons | .115 | 22-3  | 26   | 3   | 3   | 0  | 0  | 0  | 1   | 3   | .115 | 4   | 2  | 9   | 0   | .281 | 0  | 0  | 0-0    | 19   | 3   | 0  | 1.000 |
| 19 Hunter Nabors       | .000 | 1-0   | 1    | 0   | 0   | 0  | 0  | 0  | 0   | 0   | .000 | 0   | 0  | 1   | 0   | .000 | 0  | 0  | 0-0    | 0    | 0   | 0  | .000  |
| Totals                 | .293 | 41    | 1388 | 317 | 406 | 71 | 7  | 47 | 285 | 632 | .455 | 219 | 49 | 274 | 26  | .403 | 15 | 9  | 69-80  | 1072 | 358 | 34 | .977  |
| Opponents              | .256 | 41    | 1350 | 188 | 345 | 78 | 5  | 35 | 177 | 538 | .399 | 134 | 37 | 380 | 18  | .336 | 14 | 20 | 19-37  | 1034 | 397 | 44 | .970  |

LOB - Team (329), Opp (295). DPs turned - Team (26), Opp (31).

**(All games Sorted by Earned run avg)**

| Player             | era   | w-l   | app | gs | cg | sho | sv | ip    | h   | r   | er  | bb  | so  | 2b | 3b | hr | b/avg | wp | hp | bks | sfa | sha |
|--------------------|-------|-------|-----|----|----|-----|----|-------|-----|-----|-----|-----|-----|----|----|----|-------|----|----|-----|-----|-----|
| 41 Pierce Smith    | 0.00  | 0-0   | 1   | 0  | 0  | 0/1 | 0  | 1.0   | 0   | 0   | 0   | 1   | 1   | 0  | 0  | 0  | .000  | 2  | 1  | 0   | 0   | 0   |
| 28 Austin Miller   | 1.45  | 3-0   | 19  | 0  | 0  | 0/1 | 2  | 37.1  | 21  | 6   | 6   | 11  | 44  | 4  | 1  | 1  | .167  | 4  | 2  | 0   | 2   | 2   |
| 2 Ryan Olenek      | 2.25  | 0-0   | 4   | 0  | 0  | 0/0 | 0  | 4.0   | 2   | 1   | 1   | 2   | 5   | 1  | 0  | 0  | .154  | 1  | 0  | 0   | 0   | 0   |
| 20 Will Ethridge   | 2.54  | 5-3   | 9   | 9  | 0  | 0/1 | 0  | 46.0  | 38  | 18  | 13  | 19  | 43  | 6  | 0  | 1  | .230  | 1  | 5  | 0   | 1   | 3   |
| 65 Parker Caracci  | 2.60  | 1-2   | 12  | 0  | 0  | 0/2 | 8  | 17.1  | 12  | 7   | 5   | 9   | 25  | 1  | 0  | 1  | .200  | 2  | 2  | 0   | 0   | 1   |
| 29 Max Cioffi      | 3.24  | 1-1   | 10  | 1  | 0  | 0/0 | 0  | 25.0  | 20  | 12  | 9   | 7   | 34  | 3  | 0  | 4  | .217  | 1  | 2  | 0   | 0   | 1   |
| 34 Tyler Myers     | 3.25  | 2-0   | 14  | 0  | 0  | 0/0 | 1  | 27.2  | 25  | 10  | 10  | 5   | 24  | 5  | 1  | 5  | .253  | 0  | 1  | 0   | 1   | 2   |
| 26 Doug Nikhazy    | 3.77  | 4-3   | 13  | 7  | 0  | 0/1 | 1  | 45.1  | 43  | 19  | 19  | 18  | 45  | 9  | 0  | 9  | .253  | 2  | 4  | 0   | 0   | 1   |
| 18 Connor Green    | 4.58  | 3-2   | 13  | 0  | 0  | 0/0 | 0  | 19.2  | 22  | 11  | 10  | 9   | 20  | 7  | 1  | 1  | .289  | 2  | 0  | 0   | 2   | 2   |
| 24 Zack Phillips   | 4.58  | 4-1   | 11  | 8  | 0  | 0/1 | 0  | 35.1  | 39  | 22  | 18  | 15  | 35  | 12 | 0  | 3  | .277  | 3  | 5  | 0   | 3   | 1   |
| 17 Gunnar Hoglund  | 4.76  | 1-1   | 10  | 9  | 0  | 0/0 | 0  | 34.0  | 37  | 21  | 18  | 8   | 31  | 7  | 0  | 4  | .276  | 0  | 5  | 0   | 2   | 2   |
| 40 Houston Roth    | 5.75  | 1-1   | 11  | 3  | 0  | 0/0 | 0  | 20.1  | 31  | 20  | 13  | 10  | 26  | 10 | 0  | 1  | .341  | 2  | 3  | 1   | 1   | 2   |
| 21 Jordan Fowler   | 6.75  | 1-0   | 6   | 4  | 0  | 0/0 | 0  | 17.1  | 15  | 16  | 13  | 9   | 17  | 5  | 0  | 1  | .234  | 1  | 4  | 0   | 0   | 1   |
| 22 Kaleb Hill      | 6.75  | 0-0   | 9   | 0  | 0  | 0/1 | 0  | 9.1   | 12  | 8   | 7   | 6   | 12  | 1  | 1  | 0  | .308  | 1  | 2  | 0   | 1   | 1   |
| 27 Taylor Broadway | 7.02  | 1-0   | 9   | 0  | 0  | 0/1 | 0  | 16.2  | 26  | 13  | 13  | 3   | 17  | 7  | 1  | 3  | .361  | 3  | 1  | 0   | 1   | 1   |
| 58 Ray Falk        | 36.00 | 0-0   | 2   | 0  | 0  | 0/0 | 0  | 1.0   | 2   | 4   | 4   | 2   | 1   | 0  | 0  | 1  | .400  | 0  | 0  | 0   | 0   | 0   |
| Totals             | 4.00  | 27-14 | 41  | 41 | 0  | 3/3 | 12 | 357.1 | 345 | 188 | 159 | 134 | 380 | 78 | 5  | 35 | .256  | 25 | 37 | 1   | 14  | 20  |
| Opponents          | 7.18  | 14-27 | 41  | 41 | 0  | 0/0 | 9  | 344.2 | 406 | 317 | 275 | 219 | 274 | 71 | 7  | 47 | .293  | 69 | 49 | 7   | 15  | 9   |

PB - Team (6), C. Johnson 3, T. Dillard 2, K. Loposer 1, Opp (9). Pickoffs - Team (6), W. Ethridge 2, H. Roth 1, C. Johnson 1, P. Caracci 1, J. Fowler 1, Opp (7).



**2019 OLE MISS BASEBALL**  
**Game Results for Ole Miss (as of Apr 20, 2019)**  
**(All games)**

| Date           | Opponent            | Score   | Inns | Overall | SEC    | Pitcher of record   | Attend | Time |
|----------------|---------------------|---------|------|---------|--------|---------------------|--------|------|
| Feb 15, 2019   | WRIGHT STATE        | w 10-1  | 9    | 1-0-0   | 0-0-0  | W. Ethridge (W 1-0) | 8832   | 3:06 |
| Feb 16, 2019   | WRIGHT STATE        | L 5-9   | 9    | 1-1-0   | 0-0-0  | Z. Phillips (L 0-1) | 8802   | 3:39 |
| Feb 20, 2019   | ARKANSAS STATE      | w 15-3  | 9    | 2-1-0   | 0-0-0  | H. Roth (W 1-0)     | 7848   | 3:31 |
| Feb 22, 2019   | at Tulane           | w 6-4   | 9    | 3-1-0   | 0-0-0  | A. Miller (W 1-0)   | 2424   | 3:19 |
| Feb 23, 2019   | at Tulane           | L 12-13 | 9    | 3-2-0   | 0-0-0  | P. Caracci (L 0-1)  | 2319   | 3:23 |
| Feb 24, 2019   | at Tulane           | w 6-3   | 9    | 4-2-0   | 0-0-0  | C. Green (W 1-0)    | 2515   | 2:58 |
| Feb 26, 2019   | UT MARTIN           | w 12-6  | 9    | 5-2-0   | 0-0-0  | C. Green (W 2-0)    | 8414   | 3:08 |
| Mar 01, 2019   | LONG BEACH STATE    | w 7-2   | 9    | 6-2-0   | 0-0-0  | W. Ethridge (W 2-0) | 8788   | 3:09 |
| Mar 02, 2019   | LONG BEACH STATE-1  | w 7-6   | 9    | 7-2-0   | 0-0-0  | D. Nikhazy (W 1-0)  | 9449   | 3:33 |
| Mar 02, 2019   | LONG BEACH STATE-2  | w 5-3   | 9    | 8-2-0   | 0-0-0  | T. Broadway (W 1-0) | 9449   | 3:19 |
| Mar 05, 2019   | LITTLE ROCK         | w 11-8  | 9    | 9-2-0   | 0-0-0  | M. Cioffi (W 1-0)   | 7574   | 3:55 |
| Mar 06, 2019   | #14 ECU             | L 2-3   | 9    | 9-3-0   | 0-0-0  | D. Nikhazy (L 1-1)  | 7701   | 2:38 |
| Mar 08, 2019   | UAB                 | w 15-9  | 9    | 10-3-0  | 0-0-0  | W. Ethridge (W 3-0) | 7844   | 3:37 |
| Mar 09, 2019   | UAB                 | w 13-4  | 9    | 11-3-0  | 0-0-0  | Z. Phillips (W 1-1) | 8059   | 3:19 |
| Mar 10, 2019   | UAB                 | w 2-1   | 9    | 12-3-0  | 0-0-0  | C. Green (W 3-0)    | 8414   | 3:12 |
| Mar 12, 2019   | at #7 Louisville    | L 3-4   | (10) | 12-4-0  | 0-0-0  | C. Green (L 3-1)    | 1196   | 3:00 |
| Mar 13, 2019   | at #7 Louisville    | L 8-10  | 9    | 12-5-0  | 0-0-0  | H. Roth (L 0-1)     | 1397   | 3:33 |
| * Mar 15, 2019 | ALABAMA             | w 1-0   | 9    | 13-5-0  | 1-0-0  | W. Ethridge (W 4-0) | 8507   | 2:52 |
| * Mar 16, 2019 | ALABAMA             | L 6-8   | 9    | 13-6-0  | 1-1-0  | D. Nikhazy (L 1-2)  | 9016   | 3:44 |
| * Mar 17, 2019 | ALABAMA             | w 12-2  | 9    | 14-6-0  | 2-1-0  | G. Hoglund (W 1-0)  | 8667   | 3:07 |
| Mar 19, 2019   | ARKANSAS-PINE BLUFF | w 12-2  | 8    | 15-6-0  | 2-1-0  | J. Fowler (W 1-0)   | 8987   | 2:29 |
| Mar 20, 2019   | ARKANSAS-PINE BLUFF | w 25-0  | 7    | 16-6-0  | 2-1-0  | Z. Phillips (W 2-1) | 8409   | 2:48 |
| * Mar 22, 2019 | at Mizzou           | L 1-2   | 9    | 16-7-0  | 2-2-0  | W. Ethridge (L 4-1) | 1086   | 3:03 |
| * Mar 23, 2019 | at Mizzou           | w 3-0   | 9    | 17-7-0  | 3-2-0  | D. Nikhazy (W 2-2)  | 809    | 2:43 |
| * Mar 24, 2019 | at Mizzou           | L 5-8   | 9    | 17-8-0  | 3-3-0  | C. Green (L 3-2)    | 880    | 3:20 |
| Mar 26, 2019   | at Memphis          | w 9-6   | 9    | 18-8-0  | 3-3-0  | T. Myers (W 1-0)    | 1674   | 3:58 |
| * Mar 29, 2019 | at #8 Arkansas      | L 3-5   | 9    | 18-9-0  | 3-4-0  | W. Ethridge (L 4-2) | 10251  | 3:03 |
| * Mar 30, 2019 | at #8 Arkansas      | w 4-3   | 9    | 19-9-0  | 4-4-0  | A. Miller (W 2-0)   | 9642   | 2:51 |
| * Mar 31, 2019 | at #8 Arkansas      | w 10-5  | 9    | 20-9-0  | 5-4-0  | Z. Phillips (W 3-1) | 8433   | 3:39 |
| Apr 02, 2019   | NORTH ALABAMA       | L 6-10  | 9    | 20-10-0 | 5-4-0  | M. Cioffi (L 1-1)   | 12081  | 3:29 |
| * Apr 05, 2019 | #16 FLORIDA         | w 12-4  | 9    | 21-10-0 | 6-4-0  | T. Myers (W 2-0)    | 11026  | 3:00 |
| * Apr 06, 2019 | #16 FLORIDA-1       | w 16-4  | 9    | 22-10-0 | 7-4-0  | D. Nikhazy (W 3-2)  | 10220  | 3:27 |
| * Apr 06, 2019 | #16 FLORIDA-2       | w 12-10 | 9    | 23-10-0 | 8-4-0  | P. Caracci (W 1-1)  | 10220  | 4:18 |
| Apr 09, 2019   | vs Southern Miss    | w 11-2  | 9    | 24-10-0 | 8-4-0  | A. Miller (W 3-0)   | 4097   | 3:09 |
| * Apr 12, 2019 | KENTUCKY            | w 8-2   | 9    | 25-10-0 | 9-4-0  | W. Ethridge (W 5-2) | 9491   | 2:53 |
| * Apr 14, 2019 | KENTUCKY-1          | L 1-4   | 7    | 25-11-0 | 9-5-0  | D. Nikhazy (L 3-2)  | 7978   | 2:36 |
| * Apr 14, 2019 | KENTUCKY-2          | L 2-4   | 7    | 25-12-0 | 9-6-0  | G. Hoglund (L 1-1)  | 7978   | 2:38 |
| Apr 16, 2019   | MEMPHIS             | w 5-2   | 9    | 26-12-0 | 9-6-0  | Z. Phillips (W 4-1) | 8695   | 2:57 |
| * Apr 18, 2019 | at #23 Auburn       | L 4-7   | 9    | 26-13-0 | 9-7-0  | W. Ethridge (L 5-3) | 3409   | 3:07 |
| * Apr 19, 2019 | at #23 Auburn       | w 5-3   | 9    | 27-13-0 | 10-7-0 | D. Nikhazy (W 4-3)  | 3100   | 3:34 |
| * Apr 20, 2019 | at #23 Auburn       | L 5-6   | (10) | 27-14-0 | 10-8-0 | P. Caracci (L 1-2)  | 3614   | 3:09 |

( ) extra inning game



**2019 OLE MISS BASEBALL**  
**Team Game-by-Game for Ole Miss (as of Apr 20, 2019)**  
**Batting (All games)**

| Date    | Opponent           | ab   | r   | h   | rbi | 2b | 3b | hr | tb  | bb  | ibb | sb | cs | hbp | sac | sf | gdp | k   | po   | a   | e  | lob | avg  |
|---------|--------------------|------|-----|-----|-----|----|----|----|-----|-----|-----|----|----|-----|-----|----|-----|-----|------|-----|----|-----|------|
| Feb 15  | WRIGHT STATE       | 32   | 10  | 11  | 8   | 3  | 0  | 2  | 20  | 6   | 1   | 3  | 0  | 2   | 0   | 2  | 0   | 5   | 27   | 12  | 1  | 8   | .344 |
| Feb 16  | WRIGHT STATE       | 34   | 5   | 8   | 5   | 0  | 0  | 2  | 14  | 4   | 1   | 1  | 0  | 1   | 0   | 0  | 2   | 8   | 27   | 11  | 1  | 7   | .288 |
| Feb 20  | ARKANSAS STATE     | 42   | 15  | 19  | 15  | 2  | 1  | 2  | 29  | 5   | 0   | 4  | 1  | 0   | 0   | 0  | 0   | 8   | 27   | 6   | 0  | 8   | .352 |
| Feb 22  | at Tulane          | 32   | 6   | 6   | 5   | 1  | 0  | 2  | 13  | 4   | 0   | 2  | 1  | 5   | 1   | 0  | 0   | 8   | 27   | 3   | 0  | 9   | .314 |
| Feb 23  | at Tulane          | 37   | 12  | 10  | 11  | 2  | 0  | 4  | 24  | 4   | 0   | 2  | 0  | 1   | 0   | 1  | 1   | 10  | 25   | 12  | 1  | 4   | .305 |
| Feb 24  | at Tulane          | 34   | 6   | 8   | 5   | 0  | 0  | 0  | 8   | 4   | 0   | 1  | 0  | 0   | 1   | 0  | 0   | 5   | 27   | 11  | 1  | 6   | .294 |
| Feb 26  | UT MARTIN          | 32   | 12  | 12  | 12  | 4  | 0  | 3  | 25  | 7   | 0   | 4  | 0  | 0   | 0   | 3  | 0   | 4   | 27   | 4   | 1  | 6   | .305 |
| Mar 01  | LONG BEACH STATE   | 30   | 7   | 9   | 6   | 1  | 0  | 0  | 10  | 5   | 0   | 3  | 0  | 2   | 0   | 1  | 1   | 6   | 27   | 12  | 0  | 7   | .304 |
| Mar 02  | LONG BEACH STATE   | 35   | 7   | 11  | 5   | 3  | 0  | 1  | 17  | 4   | 0   | 1  | 0  | 0   | 1   | 0  | 0   | 6   | 27   | 15  | 0  | 8   | .305 |
| Mar 02  | LONG BEACH STATE   | 32   | 5   | 10  | 5   | 2  | 0  | 0  | 12  | 5   | 1   | 1  | 0  | 1   | 0   | 0  | 0   | 6   | 27   | 13  | 1  | 9   | .306 |
| Mar 05  | LITTLE ROCK        | 35   | 11  | 13  | 10  | 3  | 0  | 0  | 16  | 8   | 1   | 6  | 1  | 0   | 1   | 0  | 0   | 6   | 27   | 8   | 0  | 9   | .312 |
| Mar 06  | ECU                | 31   | 2   | 2   | 2   | 0  | 0  | 0  | 2   | 2   | 0   | 1  | 0  | 1   | 0   | 0  | 0   | 9   | 27   | 8   | 0  | 5   | .293 |
| Mar 08  | UAB                | 37   | 15  | 15  | 14  | 4  | 0  | 2  | 25  | 6   | 0   | 2  | 0  | 4   | 0   | 1  | 0   | 5   | 27   | 11  | 4  | 9   | .302 |
| Mar 09  | UAB                | 35   | 13  | 12  | 12  | 5  | 0  | 1  | 20  | 8   | 0   | 1  | 0  | 2   | 0   | 1  | 0   | 8   | 27   | 10  | 2  | 9   | .305 |
| Mar 10  | UAB                | 29   | 2   | 7   | 2   | 0  | 0  | 1  | 10  | 5   | 2   | 1  | 2  | 2   | 0   | 0  | 0   | 3   | 27   | 7   | 3  | 10  | .302 |
| Mar 12  | at Louisville      | 36   | 3   | 6   | 2   | 2  | 1  | 0  | 10  | 2   | 1   | 0  | 0  | 2   | 0   | 0  | 0   | 6   | 28   | 7   | 1  | 7   | .293 |
| Mar 13  | at Louisville      | 32   | 8   | 8   | 7   | 1  | 0  | 2  | 15  | 13  | 0   | 0  | 0  | 1   | 0   | 0  | 3   | 9   | 24   | 7   | 1  | 11  | .290 |
| *Mar 15 | ALABAMA            | 31   | 1   | 6   | 1   | 0  | 0  | 1  | 9   | 1   | 0   | 0  | 0  | 0   | 0   | 0  | 0   | 5   | 27   | 5   | 0  | 7   | .285 |
| *Mar 16 | ALABAMA            | 33   | 6   | 6   | 4   | 0  | 0  | 0  | 6   | 8   | 0   | 1  | 0  | 3   | 0   | 0  | 1   | 5   | 27   | 9   | 2  | 11  | .280 |
| *Mar 17 | ALABAMA            | 32   | 12  | 10  | 12  | 3  | 0  | 0  | 13  | 8   | 0   | 0  | 0  | 1   | 0   | 1  | 1   | 4   | 27   | 5   | 1  | 6   | .282 |
| Mar 19  | ARKANSAS-PINE BLUF | 29   | 12  | 7   | 11  | 3  | 0  | 0  | 10  | 6   | 0   | 2  | 0  | 5   | 0   | 1  | 0   | 3   | 24   | 10  | 0  | 7   | .280 |
| Mar 20  | ARKANSAS-PINE BLUF | 39   | 25  | 21  | 25  | 5  | 1  | 6  | 46  | 12  | 0   | 2  | 0  | 3   | 0   | 1  | 0   | 4   | 21   | 9   | 1  | 12  | .294 |
| *Mar 22 | at Mizzou          | 31   | 1   | 7   | 1   | 0  | 0  | 0  | 7   | 1   | 0   | 1  | 1  | 0   | 2   | 0  | 1   | 10  | 24   | 13  | 2  | 6   | .291 |
| *Mar 23 | at Mizzou          | 31   | 3   | 6   | 2   | 2  | 0  | 0  | 8   | 5   | 0   | 2  | 0  | 1   | 0   | 0  | 2   | 6   | 27   | 10  | 0  | 7   | .287 |
| *Mar 24 | at Mizzou          | 35   | 5   | 8   | 3   | 0  | 1  | 1  | 13  | 2   | 0   | 3  | 1  | 1   | 0   | 0  | 1   | 9   | 24   | 7   | 1  | 6   | .285 |
| Mar 26  | at Memphis         | 36   | 9   | 10  | 8   | 2  | 1  | 0  | 14  | 9   | 0   | 1  | 1  | 1   | 0   | 1  | 1   | 12  | 27   | 9   | 0  | 11  | .284 |
| *Mar 29 | at Arkansas        | 33   | 3   | 6   | 3   | 2  | 0  | 1  | 11  | 4   | 0   | 2  | 0  | 0   | 0   | 0  | 0   | 8   | 24   | 10  | 2  | 7   | .281 |
| *Mar 30 | at Arkansas        | 37   | 4   | 12  | 4   | 2  | 0  | 2  | 20  | 1   | 0   | 0  | 0  | 0   | 1   | 0  | 1   | 5   | 27   | 6   | 0  | 8   | .282 |
| *Mar 31 | at Arkansas        | 38   | 10  | 14  | 10  | 2  | 0  | 1  | 19  | 12  | 0   | 6  | 1  | 2   | 0   | 0  | 1   | 6   | 27   | 13  | 0  | 15  | .286 |
| Apr 02  | NORTH ALABAMA      | 37   | 6   | 10  | 6   | 2  | 0  | 1  | 15  | 6   | 0   | 3  | 0  | 1   | 0   | 0  | 0   | 3   | 27   | 11  | 2  | 11  | .285 |
| *Apr 05 | FLORIDA            | 37   | 12  | 17  | 10  | 0  | 0  | 3  | 26  | 5   | 0   | 1  | 1  | 1   | 1   | 1  | 1   | 3   | 27   | 16  | 1  | 9   | .291 |
| *Apr 06 | FLORIDA            | 44   | 16  | 20  | 13  | 4  | 0  | 0  | 24  | 6   | 0   | 2  | 0  | 1   | 0   | 0  | 1   | 8   | 27   | 6   | 0  | 11  | .298 |
| *Apr 06 | FLORIDA            | 37   | 12  | 12  | 11  | 2  | 1  | 1  | 19  | 5   | 0   | 0  | 0  | 1   | 0   | 0  | 1   | 6   | 27   | 9   | 1  | 7   | .299 |
| Apr 09  | vs Southern Miss   | 31   | 11  | 9   | 8   | 2  | 0  | 0  | 11  | 7   | 0   | 2  | 0  | 1   | 0   | 0  | 1   | 7   | 27   | 9   | 0  | 4   | .298 |
| *Apr 12 | KENTUCKY           | 36   | 8   | 14  | 8   | 1  | 0  | 2  | 21  | 2   | 1   | 2  | 0  | 0   | 1   | 0  | 0   | 11  | 27   | 10  | 0  | 7   | .301 |
| *Apr 14 | KENTUCKY           | 26   | 1   | 7   | 1   | 0  | 0  | 1  | 10  | 1   | 0   | 0  | 0  | 1   | 0   | 0  | 1   | 3   | 21   | 5   | 0  | 6   | .300 |
| *Apr 14 | KENTUCKY           | 26   | 2   | 6   | 2   | 3  | 0  | 0  | 9   | 7   | 0   | 0  | 0  | 0   | 0   | 0  | 0   | 9   | 21   | 1   | 0  | 10  | .299 |
| Apr 16  | MEMPHIS            | 25   | 5   | 3   | 3   | 1  | 0  | 0  | 4   | 10  | 0   | 1  | 0  | 0   | 0   | 0  | 2   | 7   | 27   | 8   | 0  | 6   | .296 |
| *Apr 18 | at Auburn          | 36   | 4   | 9   | 3   | 1  | 0  | 0  | 10  | 1   | 0   | 3  | 0  | 1   | 0   | 1  | 1   | 9   | 24   | 8   | 0  | 8   | .294 |
| *Apr 19 | at Auburn          | 36   | 5   | 11  | 5   | 0  | 1  | 2  | 19  | 5   | 0   | 1  | 1  | 1   | 0   | 0  | 0   | 12  | 27   | 5   | 2  | 10  | .295 |
| *Apr 20 | at Auburn          | 37   | 5   | 8   | 5   | 1  | 0  | 3  | 18  | 3   | 0   | 1  | 0  | 0   | 0   | 0  | 2   | 7   | 29   | 7   | 2  | 5   | .293 |
| Totals  |                    | 1388 | 317 | 406 | 285 | 71 | 7  | 47 | 632 | 219 | 8   | 69 | 11 | 49  | 9   | 15 | 26  | 274 | 1072 | 358 | 34 | 329 | .293 |

**2019 OLE MISS BASEBALL**  
**Team Game-by-Game for Ole Miss (as of Apr 20, 2019)**  
**Pitching (All games)**

| Date    | Opponent           | ip    | h   | r   | er  | bb  | so  | 2b | 3b | hr | wp | bk | hbp | dp | ibb | score   | w-l   | sv | era  |
|---------|--------------------|-------|-----|-----|-----|-----|-----|----|----|----|----|----|-----|----|-----|---------|-------|----|------|
| Feb 15  | WRIGHT STATE       | 9.0   | 7   | 1   | 1   | 2   | 7   | 1  | 0  | 0  | 0  | 0  | 0   | 2  | 0   | 10-1    | 1-0   | 1  | 1.00 |
| Feb 16  | WRIGHT STATE       | 9.0   | 12  | 9   | 8   | 7   | 8   | 4  | 0  | 0  | 0  | 0  | 0   | 0  | 0   | 5-9     | 1-1   | 1  | 4.50 |
| Feb 20  | ARKANSAS STATE     | 9.0   | 10  | 3   | 3   | 3   | 15  | 3  | 0  | 0  | 1  | 0  | 1   | 0  | 0   | 15-3    | 2-1   | 1  | 4.00 |
| Feb 22  | at Tulane          | 9.0   | 12  | 4   | 4   | 4   | 9   | 3  | 0  | 0  | 0  | 0  | 1   | 0  | 0   | 6-4     | 3-1   | 2  | 4.00 |
| Feb 23  | at Tulane          | 8.1   | 17  | 13  | 12  | 5   | 8   | 4  | 0  | 4  | 0  | 0  | 0   | 0  | 1   | 12-13   | 3-2   | 2  | 5.68 |
| Feb 24  | at Tulane          | 9.0   | 11  | 3   | 1   | 0   | 7   | 1  | 0  | 1  | 1  | 0  | 1   | 0  | 0   | 6-3     | 4-2   | 3  | 4.89 |
| Feb 26  | UT MARTIN          | 9.0   | 7   | 6   | 3   | 3   | 12  | 2  | 0  | 1  | 0  | 0  | 1   | 0  | 0   | 12-6    | 5-2   | 3  | 4.62 |
| Mar 01  | LONG BEACH STATE   | 9.0   | 6   | 2   | 2   | 1   | 8   | 2  | 0  | 0  | 1  | 0  | 0   | 0  | 0   | 7-2     | 6-2   | 4  | 4.29 |
| Mar 02  | LONG BEACH STATE   | 9.0   | 7   | 6   | 6   | 7   | 7   | 2  | 0  | 0  | 2  | 0  | 2   | 1  | 2   | 7-6     | 7-2   | 4  | 4.48 |
| Mar 02  | LONG BEACH STATE   | 9.0   | 9   | 3   | 3   | 0   | 6   | 1  | 0  | 2  | 0  | 0  | 0   | 2  | 0   | 5-3     | 8-2   | 4  | 4.33 |
| Mar 05  | LITTLE ROCK        | 9.0   | 10  | 8   | 8   | 5   | 11  | 0  | 1  | 0  | 0  | 0  | 3   | 0  | 0   | 11-8    | 9-2   | 4  | 4.67 |
| Mar 06  | ECU                | 9.0   | 5   | 3   | 3   | 2   | 12  | 2  | 0  | 1  | 0  | 0  | 0   | 2  | 1   | 2-3     | 9-3   | 4  | 4.53 |
| Mar 08  | UAB                | 9.0   | 12  | 9   | 5   | 2   | 4   | 4  | 0  | 3  | 0  | 0  | 2   | 0  | 0   | 15-9    | 10-3  | 4  | 4.56 |
| Mar 09  | UAB                | 9.0   | 9   | 4   | 3   | 2   | 9   | 0  | 0  | 2  | 0  | 0  | 0   | 1  | 0   | 13-4    | 11-3  | 4  | 4.45 |
| Mar 10  | UAB                | 9.0   | 5   | 1   | 1   | 3   | 7   | 1  | 0  | 1  | 0  | 0  | 2   | 1  | 0   | 2-1     | 12-3  | 5  | 4.22 |
| Mar 12  | at Louisville      | 9.1   | 7   | 4   | 4   | 4   | 10  | 1  | 1  | 1  | 0  | 0  | 0   | 0  | 3   | 3-4     | 12-4  | 5  | 4.20 |
| Mar 13  | at Louisville      | 8.0   | 13  | 10  | 8   | 5   | 9   | 3  | 0  | 1  | 0  | 1  | 2   | 1  | 0   | 8-10    | 12-5  | 5  | 4.45 |
| *Mar 15 | ALABAMA            | 9.0   | 4   | 0   | 0   | 4   | 14  | 1  | 0  | 0  | 1  | 0  | 0   | 0  | 0   | 1-0     | 13-5  | 6  | 4.20 |
| *Mar 16 | ALABAMA            | 9.0   | 13  | 8   | 5   | 9   | 10  | 3  | 1  | 1  | 2  | 0  | 1   | 1  | 0   | 6-8     | 13-6  | 6  | 4.24 |
| *Mar 17 | ALABAMA            | 9.0   | 5   | 2   | 2   | 3   | 14  | 3  | 0  | 0  | 1  | 0  | 0   | 0  | 0   | 12-2    | 14-6  | 6  | 4.13 |
| Mar 19  | ARKANSAS-PINE BLUF | 8.0   | 5   | 2   | 2   | 2   | 7   | 2  | 0  | 1  | 0  | 0  | 0   | 2  | 0   | 12-2    | 15-6  | 6  | 4.05 |
| Mar 20  | ARKANSAS-PINE BLUF | 7.0   | 0   | 0   | 0   | 3   | 12  | 0  | 0  | 0  | 4  | 0  | 1   | 0  | 0   | 25-0    | 16-6  | 6  | 3.90 |
| *Mar 22 | at Mizzou          | 8.0   | 9   | 2   | 1   | 3   | 8   | 1  | 0  | 0  | 1  | 0  | 0   | 1  | 1   | 1-2     | 16-7  | 6  | 3.79 |
| *Mar 23 | at Mizzou          | 9.0   | 2   | 0   | 0   | 2   | 6   | 0  | 0  | 0  | 0  | 0  | 1   | 1  | 0   | 3-0     | 17-7  | 7  | 3.63 |
| *Mar 24 | at Mizzou          | 8.0   | 10  | 8   | 8   | 6   | 7   | 3  | 0  | 2  | 0  | 0  | 3   | 0  | 1   | 5-8     | 17-8  | 7  | 3.83 |
| Mar 26  | at Memphis         | 9.0   | 15  | 6   | 6   | 2   | 11  | 2  | 2  | 0  | 2  | 0  | 1   | 1  | 0   | 9-6     | 18-8  | 8  | 3.91 |
| *Mar 29 | at Arkansas        | 8.0   | 8   | 5   | 4   | 4   | 9   | 2  | 0  | 0  | 1  | 0  | 0   | 0  | 0   | 3-5     | 18-9  | 8  | 3.93 |
| *Mar 30 | at Arkansas        | 9.0   | 6   | 3   | 3   | 5   | 12  | 3  | 0  | 2  | 0  | 0  | 1   | 2  | 0   | 4-3     | 19-9  | 9  | 3.90 |
| *Mar 31 | at Arkansas        | 9.0   | 11  | 5   | 5   | 2   | 8   | 1  | 0  | 1  | 0  | 0  | 0   | 2  | 0   | 10-5    | 20-9  | 10 | 3.94 |
| Apr 02  | NORTH ALABAMA      | 9.0   | 14  | 10  | 7   | 5   | 7   | 2  | 0  | 0  | 2  | 0  | 0   | 1  | 1   | 6-10    | 20-10 | 10 | 4.04 |
| *Apr 05 | FLORIDA            | 9.0   | 5   | 4   | 4   | 3   | 5   | 0  | 0  | 2  | 0  | 0  | 1   | 2  | 0   | 12-4    | 21-10 | 10 | 4.04 |
| *Apr 06 | FLORIDA            | 9.0   | 14  | 4   | 4   | 1   | 11  | 4  | 0  | 0  | 0  | 0  | 0   | 0  | 0   | 16-4    | 22-10 | 10 | 4.04 |
| *Apr 06 | FLORIDA            | 9.0   | 12  | 10  | 6   | 4   | 10  | 4  | 0  | 1  | 3  | 0  | 2   | 0  | 1   | 12-10   | 23-10 | 10 | 4.10 |
| Apr 09  | vs Southern Miss   | 9.0   | 9   | 2   | 2   | 2   | 10  | 2  | 0  | 0  | 1  | 0  | 3   | 0  | 1   | 11-2    | 24-10 | 10 | 4.04 |
| *Apr 12 | KENTUCKY           | 9.0   | 6   | 2   | 2   | 0   | 14  | 3  | 0  | 0  | 0  | 0  | 2   | 1  | 0   | 8-2     | 25-10 | 10 | 3.98 |
| *Apr 14 | KENTUCKY           | 7.0   | 9   | 4   | 4   | 1   | 10  | 3  | 0  | 2  | 0  | 0  | 1   | 0  | 0   | 1-4     | 25-11 | 10 | 4.00 |
| *Apr 14 | KENTUCKY           | 7.0   | 5   | 4   | 4   | 0   | 12  | 1  | 0  | 1  | 0  | 0  | 1   | 0  | 0   | 2-4     | 25-12 | 10 | 4.03 |
| Apr 16  | MEMPHIS            | 9.0   | 4   | 2   | 2   | 4   | 9   | 1  | 0  | 1  | 1  | 0  | 2   | 1  | 0   | 5-2     | 26-12 | 11 | 3.97 |
| *Apr 18 | at Auburn          | 8.0   | 7   | 7   | 7   | 6   | 7   | 1  | 0  | 1  | 1  | 0  | 1   | 0  | 1   | 4-7     | 26-13 | 11 | 4.07 |
| *Apr 19 | at Auburn          | 9.0   | 6   | 3   | 3   | 4   | 10  | 0  | 0  | 3  | 0  | 0  | 0   | 1  | 0   | 5-3     | 27-13 | 12 | 4.04 |
| *Apr 20 | at Auburn          | 9.2   | 7   | 6   | 3   | 4   | 8   | 2  | 0  | 0  | 0  | 0  | 1   | 0  | 0   | 5-6     | 27-14 | 12 | 4.00 |
| Totals  |                    | 357.1 | 345 | 188 | 159 | 134 | 380 | 78 | 5  | 35 | 25 | 1  | 37  | 26 | 13  | 317-188 | 27-14 | 12 | 4.00 |



**2019 OLE MISS BASEBALL**  
**Games Summary for Ole Miss (as of Apr 20, 2019)**  
**(All games)**



| <b>Score by innings</b> | <b>1</b> | <b>2</b> | <b>3</b> | <b>4</b> | <b>5</b> | <b>6</b> | <b>7</b> | <b>8</b> | <b>9</b> | <b>EX</b> | <b>Total</b> |
|-------------------------|----------|----------|----------|----------|----------|----------|----------|----------|----------|-----------|--------------|
| Ole Miss                | 38       | 38       | 44       | 45       | 47       | 29       | 35       | 23       | 17       | 1         | 317          |
| Opponents               | 25       | 23       | 26       | 37       | 22       | 16       | 5        | 20       | 11       | 3         | 188          |

**Record when ...**

|                      |       |                      |      |
|----------------------|-------|----------------------|------|
| Overall              | 27-14 | After 6 leading      | 21-0 |
| Conference           | 10-8  | ..... trailing       | 2-12 |
| Non-Conference       | 17-6  | ..... tied           | 4-2  |
| Home games           | 19-6  | After 7 leading      | 24-0 |
| Away games           | 7-8   | ..... trailing       | 0-10 |
| Neutral site         | 1-0   | ..... tied           | 2-2  |
| Day games            | 16-11 | After 8 leading      | 23-0 |
| Night games          | 11-3  | ..... trailing       | 0-11 |
| vs Left starter      | 4-9   | ..... tied           | 2-1  |
| vs Right starter     | 23-5  |                      |      |
| 1-Run games          | 4-5   | Hit 0 home runs      | 11-6 |
| 2-Run games          | 4-4   | ... 1 home run       | 6-4  |
| 5+Run games          | 14-0  | ... 2+ home runs     | 10-4 |
| Extra innings        | 0-2   |                      |      |
| Shutouts             | 3-0   | Opponent 0 home runs | 14-5 |
|                      |       | ..... 1 home run     | 7-6  |
| Scoring 0-2 runs     | 2-4   | ..... 2+ HRs         | 6-3  |
| ..... 3-5 runs       | 5-6   |                      |      |
| ..... 6-9 runs       | 6-3   | Made 0 errors        | 15-4 |
| ..... 10+ runs       | 14-1  | .... 1 error         | 8-5  |
|                      |       | .... 2+ errors       | 4-5  |
| Opponent 0-2 runs    | 11-1  |                      |      |
| ..... 3-5 runs       | 10-5  | Opp. made 0 errors   | 9-4  |
| ..... 6-9 runs       | 5-5   | ..... 1 error        | 7-7  |
| ..... 10+ runs       | 1-3   | ..... 2+ errors      | 11-3 |
| Scored in 1st inning | 14-5  | Out-hit opponent     | 21-3 |
| Opp. scored in 1st   | 6-7   | Out-hit by opponent  | 4-11 |
| Scores first         | 17-5  | Hits are tied        | 2-0  |
| Opp. scores first    | 10-9  |                      |      |

**Record when team scores:**

|      |     |     |     |     |     |     |     |     |     |     |      |
|------|-----|-----|-----|-----|-----|-----|-----|-----|-----|-----|------|
| Runs | 0   | 1   | 2   | 3   | 4   | 5   | 6   | 7   | 8   | 9   | 10+  |
| W-L  | 0-0 | 1-2 | 1-2 | 1-2 | 1-1 | 3-3 | 2-2 | 2-0 | 1-1 | 1-0 | 14-1 |

**Record when opponent scores:**

|      |     |     |     |     |     |     |     |     |     |     |     |
|------|-----|-----|-----|-----|-----|-----|-----|-----|-----|-----|-----|
| Runs | 0   | 1   | 2   | 3   | 4   | 5   | 6   | 7   | 8   | 9   | 10+ |
| W-L  | 3-0 | 2-0 | 6-1 | 5-1 | 4-3 | 1-1 | 3-1 | 0-1 | 1-2 | 1-1 | 1-3 |

**Record when leading after:**

|      |      |      |      |      |      |      |      |      |
|------|------|------|------|------|------|------|------|------|
| Inn. | 1    | 2    | 3    | 4    | 5    | 6    | 7    | 8    |
| W-L  | 11-2 | 14-3 | 19-2 | 19-1 | 20-1 | 21-0 | 24-0 | 23-0 |

**Record when trailing after:**

|      |     |     |     |      |      |      |      |      |
|------|-----|-----|-----|------|------|------|------|------|
| Inn. | 1   | 2   | 3   | 4    | 5    | 6    | 7    | 8    |
| W-L  | 3-5 | 3-9 | 3-7 | 6-11 | 7-11 | 2-12 | 0-10 | 0-11 |

**Record when tied after:**

|      |      |      |     |     |     |     |     |     |
|------|------|------|-----|-----|-----|-----|-----|-----|
| Inn. | 1    | 2    | 3   | 4   | 5   | 6   | 7   | 8   |
| W-L  | 13-7 | 10-2 | 5-5 | 2-2 | 0-2 | 4-2 | 2-2 | 2-1 |

Current losing streak: 1  
 Longest winning streak: 6  
 Longest losing streak: 2

Home attendance : 222449 ( 25 dates avg = 8897 )  
 Away attendance : 56846 ( 16 dates avg = 3552 )  
 Total attendance: 279295 ( 41 dates avg = 6812 )



**2019 OLE MISS BASEBALL**  
**Miscellaneous Stats for Ole Miss (as of Apr 20, 2019)**  
**(All games)**



| <b>Multiple Hit Games</b> | <b>2</b>  | <b>3</b>  | <b>4</b> | <b>5+</b> | <b>Total</b> |
|---------------------------|-----------|-----------|----------|-----------|--------------|
| 15 Grae Kessinger         | 12        | 4         | 1        | 1         | 18           |
| 14 Cole Zabowski          | 11        | 4         | -        | -         | 15           |
| 2 Ryan Olenek             | 9         | 4         | 2        | -         | 15           |
| 6 Thomas Dillard          | 9         | 3         | 1        | -         | 13           |
| 10 Tyler Keenan           | 6         | 5         | -        | 1         | 12           |
| 3 Anthony Servideo        | 9         | 2         | -        | -         | 11           |
| 13 Cooper Johnson         | 5         | 1         | -        | -         | 6            |
| 1 Jacob Adams             | 5         | -         | -        | -         | 5            |
| 35 Kevin Graham           | 4         | -         | -        | -         | 4            |
| 11 Chase Cockrell         | 2         | 1         | -        | -         | 3            |
| 4 Knox Loposer            | 2         | -         | -        | -         | 2            |
| 25 Tim Elko               | 1         | -         | -        | -         | 1            |
| <b>TEAM</b>               | <b>75</b> | <b>24</b> | <b>4</b> | <b>2</b>  | <b>105</b>   |

| <b>Multiple RBI Games</b> | <b>2</b>  | <b>3</b> | <b>4</b> | <b>5+</b> | <b>Total</b> |
|---------------------------|-----------|----------|----------|-----------|--------------|
| 10 Tyler Keenan           | 10        | 1        | 1        | 2         | 14           |
| 14 Cole Zabowski          | 2         | 3        | 3        | -         | 8            |
| 6 Thomas Dillard          | 5         | 1        | -        | 1         | 7            |
| 2 Ryan Olenek             | 6         | -        | -        | 1         | 7            |
| 13 Cooper Johnson         | 4         | -        | -        | 1         | 5            |
| 15 Grae Kessinger         | 2         | 1        | -        | 2         | 5            |
| 35 Kevin Graham           | 2         | -        | 2        | -         | 4            |
| 3 Anthony Servideo        | 4         | -        | -        | -         | 4            |
| 11 Chase Cockrell         | 2         | -        | -        | -         | 2            |
| 1 Jacob Adams             | 2         | -        | -        | -         | 2            |
| 4 Knox Loposer            | 1         | 1        | -        | -         | 2            |
| 7 Josh Hall               | 1         | -        | -        | -         | 1            |
| 44 Carl Gindl             | -         | -        | 1        | -         | 1            |
| 8 Justin Bench            | 1         | -        | -        | -         | 1            |
| <b>TEAM</b>               | <b>42</b> | <b>7</b> | <b>7</b> | <b>7</b>  | <b>63</b>    |

| <b>Hitting Streaks</b> | <b>Longest</b> | <b>Current</b> |
|------------------------|----------------|----------------|
| 6 Thomas Dillard       | 15             | -              |
| 14 Cole Zabowski       | 14             | -              |
| 2 Ryan Olenek          | 11             | -              |
| 15 Grae Kessinger      | 10             | 3              |
| 13 Cooper Johnson      | 8              | 2              |
| 3 Anthony Servideo     | 8              | -              |
| 35 Kevin Graham        | 8              | -              |
| 10 Tyler Keenan        | 5              | 3              |
| 44 Carl Gindl          | 4              | -              |
| 4 Knox Loposer         | 3              | -              |
| 11 Chase Cockrell      | 3              | -              |
| 1 Jacob Adams          | 2              | -              |
| 7 Josh Hall            | 2              | 2              |
| 25 Tim Elko            | 2              | -              |
| 32 Michael Fitzsimmons | 1              | -              |
| 8 Justin Bench         | 1              | -              |

| <b>Reached Base Streaks</b> | <b>Longest</b> | <b>Current</b> |
|-----------------------------|----------------|----------------|
| 15 Grae Kessinger           | 29             | 29             |
| 10 Tyler Keenan             | 17             | 5              |
| 2 Ryan Olenek               | 17             | -              |
| 6 Thomas Dillard            | 15             | 13             |
| 14 Cole Zabowski            | 14             | -              |
| 35 Kevin Graham             | 14             | -              |
| 3 Anthony Servideo          | 12             | -              |
| 13 Cooper Johnson           | 10             | 2              |
| 1 Jacob Adams               | 5              | -              |
| 11 Chase Cockrell           | 5              | -              |
| 44 Carl Gindl               | 4              | -              |
| 25 Tim Elko                 | 3              | 1              |
| 4 Knox Loposer              | 3              | -              |
| 7 Josh Hall                 | 2              | 2              |
| 32 Michael Fitzsimmons      | 2              | -              |
| 8 Justin Bench              | 1              | -              |



1 • Jacob Adams  
Sr. • IF • 1L  
Conway, Ark.  
Crowder College



2 • Ryan Olenek  
Sr. • OF/IF • 3L  
Winter Park, Fla.  
Trinity Prep



3 • Anthony Servideo  
So. • IF • 1L  
Jupiter, Fla.  
Jupiter HS



4 • Knox Lopusser  
Fr. • C • HS  
Madison, Miss.  
Jackson Prep



6 • Thomas Dillard  
Jr. • OF/C • 2L  
Oxford, Miss.  
Oxford HS



7 • Josh Hall  
Fr. • OF • HS  
Birmingham, Ala.  
Homewood, HS



8 • Justin Bench  
Fr. • IF • HS  
Redington Beach, Fla.  
Calvary Christian



9 • Michael Spears  
So. • OF • 1L  
Winter Park, Fla.  
Orangewood Christian



10 • Tyler Keenan  
So. • IF • 1L  
Clayton, N.C.  
Cleveland HS



11 • Chase Cockrell  
Sr. • IF/OF • 3L  
Bastrop, La.  
Hinds CC



12 • Greer Holston  
Jr. • RHP • 2L  
Long Beach, Miss.  
IMG Academy



13 • Cooper Johnson  
Jr. • C • 2L  
Mundelein, Ill.  
Carmel Catholic HS



14 • Cole Zabowski  
Jr. • IF • 2L  
Lawrenceville, Ga.  
Collins Hill HS



15 • Grae Kessinger  
Jr. • IF • 2L  
Oxford, Miss.  
Oxford HS



17 • Gunnar Hoglund  
Fr. • RHP/IF • HS  
Hudson, Fla.  
Dayspring Christian



18 • Connor Green  
Sr. • RHP • 3L  
Collierville, Tenn.  
St. Georges HS



19 • Hunter Nabors  
Jr. • C • JC  
Montevallo, Ala.  
Itawamba CC



20 • Will Ethridge  
Jr. • RHP • 2L  
Lilburn, Ga.  
Parkview HS



21 • Jordan Fowler  
So. • LHP • 1L  
Union City, Tenn.  
Dyer County HS



22 • Kaleb Hill  
Fr. • LHP • HS  
Pine Bluff, Ark.  
Watson Chapel



24 • Zack Phillips  
Jr. • LHP • JC  
Texarkana, Ark.  
Grayson CC



25 • Tim Elko  
So. • IF/OF • 1L  
Lutz, Fla.  
Hillsborough HS



26 • Doug Nikhazy  
Fr. • LHP/OF • HS  
Windermere, Fla.  
West Orange HS



27 • Taylor Broadway  
Jr. • RHP • JC  
Cypress, Texas  
Tyler JC



28 • Austin Miller  
Jr. • RHP • 1L  
North Liberty, Iowa  
Kirkwood CC



29 • Max Cioffi  
So. • RHP • 1L  
Chicago, Ill.  
Saint Patrick HS



31 • Colin Coates  
Sr. • RHP • 1L  
Nesbit, Miss.  
Hinds CC



32 • Michael Fitzsimmons  
R-Sr. • IF • 3L  
Eads, Tenn.  
Memphis Univ. School



34 • Tyler Myers  
Jr. • RHP • JC  
Houston, Texas  
Paris JC



35 • Kevin Graham  
Fr. • IF • HS  
O'Fallon, Mo.  
Westminster Christian



38 • Logan Savell  
Fr. • HRP • HS  
Madison, Miss.  
Madison Central HS



39 • Jacob Steinberg  
Fr. • RHP • HS  
Darnestown, Md.  
St. John's College



40 • Houston Roth  
Jr. • RHP • 2L  
Oxford, Miss.  
Oxford HS



41 • Pierce Smith  
Sr. • LHP • 1L  
Marietta, Ga.  
Walton HS



44 • Carl Gindl  
So. • OF • 1L  
Cantonment, Fla.  
Pensacola Catholic



58 • Ray Falk  
Jr. • RHP • JC  
Pacifica, Calif.  
Skyline College



65 • Parker Caracci  
R-Jr. • RHP • 2L  
Jackson, Miss.  
Jackson Prep



5 • Mike Bianco  
Head Coach  
19th Season



15 • Carl Lafferty  
Assistant Coach  
13th Season



30 • Mike Clement  
Assistant Coach  
5th Season



23 • Marc MacMillan  
Volunteer Assistant Coach  
6th Season



Chris Cleary  
Director of Operations  
External Affairs



Chris Goudoras  
Director of Operations  
Internal Affairs



Josh Porter  
Senior Athletic  
Trainer



Zach Boone  
Strength and  
Conditioning