



129 SEASONS
37 NCAA TOURNAMENT APPEARANCES
14 MLB FIRST ROUND DRAFT PICKS
11 SEC CHAMPIONSHIPS
10 COLLEGE WORLD SERIES APPEARANCES
7 SEC TOURNAMENT TITLES



GAME 46-48
NOTES
ATM

2019 Schedule & Results

February		(8-1)	
15	YOUNGSTOWN STATE	SECN+	W, 14-3
16	YOUNGSTOWN STATE-1	SECN+	W, 14-2
	YOUNGSTOWN STATE-2	SECN+	W, 8-0
20	UAB	SECN+	W, 3-2
22	#21 SOUTHERN MISS	SECN+	L, 0-1 (10 Inn.)
23	#21 SOUTHERN MISS	SECN+	W, 8-1
24	#21 SOUTHERN MISS	SECN+	W, 4-3
26	JACKSON STATE	SECN+	W, 17-4
27	SOUTHEASTERN LOUISIANA	SECN+	W, 12-0

March		(16-4)	
Frisco Classic (Frisco, Texas)			
1	vs. Sam Houston State	FloLive.tv	W, 5-4
2	vs. #8 Texas Tech	FloLive.tv	W, 4-2
3	vs. Nebraska	FloLive.tv	Canceled
5	ECU	SECN+	W, 4-1
6	ARKANSAS-PINE BLUFF	SECN+	W, 14-1
8	MAINE-1	SECN+	W, 9-2
	MAINE-2	SECN+	W, 5-1
10	MAINE	SECN+	W, 9-8
13	GRAMBLING	SECN+	W, 18-1
15	at #4 Florida *	SECN+	W, 6-5
16	at #4 Florida-1 *	SEC Network	W, 10-4
	at #4 Florida-2 *	SEC Network	L, 2-4
19	LITTLE ROCK	SECN+	W, 15-4
20	at Samford	ESPN3/ESPN+	W, 6-4
22	#16 AUBURN *	SECN+	L, 5-6
23	#16 AUBURN *	SECN+	W, 15-2
24	#16 AUBURN *	SECN+	W, 20-15
26	MISSISSIPPI VALLEY STATE	SECN+	W, 18-5
28	#17 LSU *	ESPNU	W, 6-5
29	#17 LSU *	SEC NETWORK	L, 5-10
30	#17 LSU *	SECN+	L, 2-11

April		(12-4)	
3	ULM	SECN+	W, 21-8
5	at Tennessee *	SECN+	W, 6-3 (11 Inn.)
6	at Tennessee *	SECN+	L, 1-2
7	at Tennessee *	SECN+	W, 7-5
10	SOUTH ALABAMA	SECN+	W, 7-5
12	ALABAMA *	SECN+	W, 6-0
13	ALABAMA *	SECN+	W, 9-1
14	ALABAMA *	SEC NETWORK	W, 13-3
16	TEXAS SOUTHERN	SECN+	W, 5-1
18	at #10 Arkansas *	ESPNU	L, 3-5
19	at #10 Arkansas *	SECN+	L, 5-12
20	at #10 Arkansas *	SECN+	L, 2-10
<i>Governor's Cup (Pearl, Miss.)</i>			
23	vs. #23 Ole Miss	---	W, 8-1
26	#3 GEORGIA *	SECN+	W, 19-3
27	#3 GEORGIA *	SEC NETWORK	W, 9-3
28	#3 GEORGIA *	SECN+	W, 6-5

May			
2	at #15 Texas A&M *	SEC Network	6 p.m.
3	at #15 Texas A&M *	SECN+	6:35 p.m.
4	at #15 Texas A&M *	SEC Network	2 p.m.
8	MEMPHIS	SECN+	6:30 p.m.
10	at Ole Miss *	SECN+	6:30 p.m.
11	at Ole Miss *	SECN+	4 p.m.
12	at Ole Miss *	ESPN2	Noon
14	LOUISIANA TECH	SEC+	6:30 P.M.
16	SOUTH CAROLINA *	SECN+	6:30 p.m.
17	SOUTH CAROLINA *	SECN+	6:30 p.m.
18	SOUTH CAROLINA *	SECN+	1 p.m.

Rankings from Baseball America | All times central and subject to change
HOME GAMES IN BOLD CAPS | *- Southeastern Conference game

Mississippi State

Record (SEC): 36-9 (13-8)
H/A/N: 28-4 / 5-5 / 3-0
Rankings: Baseball America - 6, CBN - 7
D1Baseball - 6, NCBWA - 7
Perfect Game - 6, USA Today - 7

Head Coach: Chris Lemonis
Record at MSU (Yrs.): 36-9 (1st)
Career Record (Yrs): 177-100-2 (5th)

Batting Average: .318
Runs Per-Game: 8.5
Hits Per-Game: 11.3
Slugging Percentage: .491

ERA: 3.46
K's/BB Ratio: 3.42/1
Batting Average Against: .222

First Year of Baseball: 1885 (129th season)
Program Record: 2,676-1,570-29 (.629)

Texas A&M

Record (SEC): 31-15-1 (11-9-1)
H/A/N: 20-7-1 / 8-8 / 3-0
Rankings: Baseball America - 15, CBN - 19
D1Baseball - 14, NCBWA - 17
Perfect Game - 13, USA Today - 17

Head Coach: Rob Childress
Record at TAMU (Yrs.): 570-298-3 (14th)
Career Record (Yrs): Same

Batting Average: .259
Runs Per-Game: 5.9
Hits Per-Game: 8.6
Slugging Percentage: .367

ERA: 3.11
K's/BB Ratio: 3.04/1
Batting Average Against: .225

The Rotation

Thursday, May 2, 2019
MSU: Keegan James, RHP, R-Jr. 3-1, 4.36 ERA
TAMU: John Doxakis, LHP, Jr. 5-2, 1.81 ERA

Friday, May 3, 2019
MSU: Ethan Small, LHP, R-Jr. 4-1, 2.10 ERA
TAMU: Asa Lacy, LHP, So. 6-3, 2.23 ERA

Saturday, May 4, 2019
MSU: JT Ginn, RHP, Fr. 7-2, 3.38 ERA
TAMU: Christian Roa, RHP, So. 2-1, 2.76 ERA

Gameday Information

No. 6 Mississippi State at No. 15 Texas A&M

Olsen Field at Blue Bell Park (College Station, Texas)

	Thursday	Friday	Sunday
First Pitch:	6 p.m.	6:35 p.m.	2 p.m.
TV:	SEC Network	---	SEC Network
Internet Stream:	SEC Network+	SEC Network+	SEC Network+
Radio:	MSU Radio Network (100.9 FM locally)	MSU Radio Network (100.9 FM locally)	MSU Radio Network (100.9 FM locally)
Audio Stream:	HailState.com/plus	HailState.com/plus	HailState.com/plus

The First Pitch

What's Inside

- Senior **Jake Mangum** earned his first-career SEC Player of the Week award after breaking the SEC career hits record in a series sweep of then-No. 3 Georgia. **MORE ON PAGE 14**
- Senior **Jake Mangum** passed LSU's **Eddie Furniss** as the Southeastern Conference's career hits leader. His 355 career hits lead all active Division I student-athletes. **MORE ON PAGE 6-7**
- In 30 previous meetings, Mississippi State owns a slim two-game edge over Texas A&M, 16-14, on the all-time ledger. The Aggies, however, own a 9-5 record in College Station. **MORE ON PAGE 5**
- The 2019 edition of the Diamond Dawgs were the fastest to 30 wins in program history, doing so in 36 games. **MORE ON PAGE 8**
- Mississippi State claimed its fourth-straight Governor's Cup with an 8-1 victory over Ole Miss on April 23 at Trustmark Park.
- Fans have flooded the gates at Dudy Noble Field thus far in 2019, with six crowds of 10,000-plus through 29 home dates, which is already tied for the second-most in program history. **MORE ON PAGE 8**
- Redshirt-junior **Ethan Small** ranks No. 2 nationally in strikeouts and enters week 12 atop the SEC charts with 114 Ks in 66 innings of work. **MORE ON PAGE 9, 11 & 27**
- Head coach **Chris Lemonis** won his first four games as Mississippi State skipper. Lemonis is one of nine MSU head coaches to win his first career game and one of three to start 4-0 or better. **BIO ON PAGE 3, MORE ON PAGE 10**

Starting Nine

Pos.	Name	Yr.	B/T	Ht./Wt.	Avg.	R	H	RBI	Notes
C	Dustin Skelton	Jr.	R/R	6-0/202	.314	26	43	39	Owens a career-high nine home runs in 2019
1B	Tanner Allen	So.	L/R	5-11/184	.302	42	54	44	Has reached base 13 times in the last five games with a team-best 8 RBI
2B	Justin Foscue	So.	R/R	6-0/201	.340	47	64	47	First Diamond Dawg with 10+ home runs since 2017 (Rooker, 23)
SS	Jordan Westburg	So.	R/R	6-3/191	.345	50	60	47	Hitting .400 with runners on base and .400 with runners in scoring position
3B	Gunner Halter	Jr.	R/R	6-3/180	.287	30	31	13	Posted a pair of multi-hit games versus Georgia in three starts
LF	Rowdey Jordan	So.	S/R	5-10/171	.279	41	46	30	Hit home runs vs. Ole Miss (4/23) and Georgia (4/27) last week
CF	Jake Mangum	Sr.	S/L	6-1/179	.394	54	80	34	MSU & SEC all-time hits leader, ranks No. 12 in NCAA history (355)
RF	Elijah MacNamee	Sr.	R/R	6-3/198	.311	44	50	41	Leads the team with 31 walks and five sacrifice flies
DH	Brad Cumbest	Fr.	R/R	6-5/245	.302	8	13	8	Started in right field vs. Ole Miss (4/23)
-or-	Josh Hatcher	So.	L/L	6-2/175	.302	6	19	11	Has 16 starts at designated hitter and one in left field

* Based on the previous games



2019 Roster

Numerical

#	Name	Pos.	B/T	Ht.	Wt.	Yr.	Hometown/High School (Previous School)
2	Gunner Halter	IF	R/R	6-3	180	Jr.	Overland Park, Kan./Blue Valley (Seminole State (Okla.) College)
3	JT Ginn	RHP/IF	R/R	6-2	192	Fr.	Brandon, Miss./Brandon
4	Rowdey Jordan	IF/OF	S/R	5-10	171	So.	Auburn, Ala./Auburn
5	Tanner Allen	IF/OF	L/R	5-11	184	So.	Theodore, Ala./UMS- Wright Prep
6	Brandon Smith	RHP/IF	R/R	6-3	180	Fr.	Richland, Miss./Richland
8	Dustin Skelton	C	R/R	6-0	202	Jr.	Olive Branch, Miss./Magnolia Heights School
10	Josh Hatcher	IF/OF	L/L	6-2	175	So.	Albany, Ga./Lee County
11	Jordan Westburg	IF	R/R	6-3	191	So.	New Braunfels, Texas/New Braunfels
12	Hayden Jones	C	L/R	6-0	185	Fr.	Huntersville, Ind./Carroll
13	Peyton Plumlee	RHP	R/R	6-3	201	Sr.	Olive Branch, Miss./Lewisburg (Northwest Mississippi C.C.)
14	Riley Self	RHP	R/R	6-4	241	Jr.	Coldwater, Miss./Magnolia Heights School
15	Jake Mangum	OF	S/L	6-1	179	Sr.	Pearl, Miss./Jackson Prep
16	Jack Eagan	LHP	L/L	6-3	235	Jr.	Wautoma, Wis./Wautoma (Madison C.C.)
17	Justin Foscue	IF	R/R	6-0	201	So.	Huntsville, Ala./Virgil Grissom
18	Keegan James	RHP	R/R	6-2	214	R-Jr.	Southaven, Miss./DeSoto Central
19	Jared Liebelt	RHP	R/R	6-0	169	Sr.	Aurora, Ill./West Aurora (Waubensee C.C.)
20	Luke Hancock	C	L/R	5-11	170	Fr.	Houston, Miss./Houston
23	Tucker Childers	C/IF	L/R	6-3	235	Jr.	Ripley, Miss./Ripley (Northeast Mississippi C.C.)
24	Cole Gordon	RHP/DH	L/R	6-5	244	Gr.	Tampa, Fla./Steinbrenner
27	Bryce Brock	LHP/OF	L/L	6-0	165	Fr.	Hernando, Miss./Lewisburg
28	Christian MacLeod	LHP	L/L	6-3	215	Fr.	Huntsville, Ala./Huntsville
31	Benjamin Bell	OF	L/R	5-9	180	Fr.	Madison, Miss./Germantown
32	Landon Jordan	IF	L/R	6-0	180	Fr.	Poplarville, Miss./Hancock
33	Brad Cumbest	OF	R/R	6-5	245	Fr.	Hurley, Miss./East Central
34	Marshall Gilbert	C	R/R	6-0	203	Sr.	Kenosha, Wis./Westosha Central (John A. Logan C.C.)
35	Basiel Williams	OF	S/R	6-3	180	Fr.	Hammond, La./Ponchatoula
36	Hunter Blalock	OF	R/R	6-5	195	Fr.	Madison, Miss./Madison Central
37	Eric Cerantola	RHP	R/R	6-5	195	Fr.	Oakville, Ontario/Ecole Secondaire Catholique Sainte-Trinite
38	JP Elkins	RHP	R/R	6-1	190	So.	Ridgeland, Miss./Ridgeland (Hinds C.C.)
39	Tyler Spring	RHP	R/R	6-4	202	R-Jr.	Wiggins, Miss./Stone (Jones County C.C.)
40	Elijah MacNamee	OF	R/R	6-3	198	Sr.	Cypress, Texas/Cypress Ranch (Blinn C.C.)
41	Colby White	RHP	R/R	6-0	190	Jr.	Foxworth, Miss./West Marion (Pearl River C.C.)
43	Kale Breaux	LHP	R/L	5-11	193	R-Jr.	Sulphur, La./Sulphur
44	Ethan Small	LHP	L/L	6-3	214	R-Jr.	Lexington, Tenn./Lexington
46	Trysten Barlow	LHP	L/L	6-1	215	R-Jr.	Halls, Tenn./Dyer County
55	Spencer Price	RHP	R/R	6-2	228	R-Jr.	Olive Branch, Miss./DeSoto Central (Meridian C.C.)

22 Chris Lemonis - Head Coach (First Season at Mississippi State, Fifth Overall; The Citadel, 1992)

21 Jake Gautreau - Assistant Coach (Second Season; Tulane, 2011)

42 Scott Foxhall - Assistant Coach (First Season; College of Charleston, 2004)

0 Kyle Cheesebrough - Volunteer Assistant Coach (First Season; Louisville, 2010)

Roger Rodeheaver - Coordinator of Operations (First Season; Indiana, 2010)

Tyler Younger - Coordinator of Player Development (First Season; Methodist College, 2013)

Seth Diters - Strength and Conditioning Coach (First Season; Springfield College, 2008)

Jason Wire - Associate Athletic Trainer (Ninth Season; St. Cloud State, 2006)

Alphabetical

#	Name	Pos.	B/T	Ht.	Wt.	Yr.
5	Tanner Allen	IF/OF	L/R	5-11	184	So.
46	Trysten Barlow	LHP	L/L	6-1	215	R-Jr.
31	Benjamin Bell	OF	L/R	5-9	180	Fr.
36	Hunter Blalock	OF	R/R	6-5	195	Fr.
43	Kale Breaux	LHP	R/L	5-11	193	R-Jr.
27	Bryce Brock	LHP/OF	L/L	6-0	165	Fr.
0	Kyle Cheesebrough	Assistant Coach				
37	Eric Cerantola	RHP	R/R	6-5	195	Fr.
23	Tucker Childers	C/IF	L/R	6-3	235	Jr.
33	Brad Cumbest	OF	R/R	6-5	245	Fr.
16	Jack Eagan	LHP	L/L	6-3	235	Jr.
38	JP Elkins	RHP	R/R	6-1	190	So.
17	Justin Foscue	IF	R/R	6-0	201	So.
42	Scott Foxhall	Assistant Coach				
21	Jake Gautreau	Assistant Coach				
34	Marshall Gilbert	C	R/R	6-0	203	Sr.
3	JT Ginn	RHP/IF	R/R	6-2	192	Fr.
24	Cole Gordon	RHP/DH	L/R	6-5	244	Gr.
2	Gunner Halter	IF	R/R	6-3	180	Jr.
20	Luke Hancock	C	L/R	5-11	170	Fr.
10	Josh Hatcher	IF/OF	L/L	6-2	175	So.
18	Keegan James	RHP	R/R	6-2	214	R-Jr.
12	Hayden Jones	C	L/R	6-0	185	Fr.
4	Rowdey Jordan	IF/OF	S/R	5-10	171	So.
32	Landon Jordan	IF	L/R	6-0	180	Fr.
22	Chris Lemonis	Head Coach				
19	Jared Liebelt	RHP	R/R	6-0	169	Sr.
28	Christian MacLeod	LHP	L/L	6-3	215	Fr.
40	Elijah MacNamee	OF	R/R	6-3	198	Sr.
15	Jake Mangum	OF	S/L	6-1	179	Sr.
13	Peyton Plumlee	RHP	R/R	6-3	201	Sr.
55	Spencer Price	RHP	R/R	6-2	228	R-Jr.
14	Riley Self	RHP	R/R	6-4	241	Jr.
8	Dustin Skelton	C	R/R	6-0	202	Jr.
44	Ethan Small	LHP	L/L	6-3	214	R-Jr.
6	Brandon Smith	RHP/IF	R/R	6-3	180	Fr.
39	Tyler Spring	RHP	R/R	6-4	202	R-Jr.
11	Jordan Westburg	IF	R/R	6-3	191	So.
41	Colby White	RHP	R/R	6-0	190	Jr.
35	Basiel Williams	OF	S/R	6-3	180	Fr.

Program Quick Facts

School Information

Location	Starkville, Mississippi
Founded	1878
Enrollment	22,201
President	Dr. Mark E. Keenum
Faculty Representative	Dr. Steven Turner
Director of Athletics	John Cohen
Twitter	@JohnCohenAD
Affiliation	NCAA Division I
Conference	Southeastern - Western Division
Nickname	Bulldogs
Colors	Maroon and White
Athletic Department Phone	(662) 325-2532
Ticket Office Phone	(662) 325-2600

Stadium

Name	Dudy Noble Field, Polk-DeMent Stadium
Capacity	15,000+
Field Dimensions	Left-330, Left Center-385, Center-400, Right Center-380, Right-305
Press Box Phone	(662) 325-3776

2018 Team Information

Overall Record (SEC; Finish)	39-29 (15-15; T3rd in West)
Home/Away/Neutral	16-7/10-17/13-5
Postseason	College World Series
Lettermen Returning/Lost	18/11
Position Starters Returning/Lost (120+ ABs)	8/2
Pitchers Returning/Lost (Min. 5 app.)	5/7
Newcomers	17 (11 Freshmen, 6 Transfers)

Program Information

First Year of Baseball	1885 (129th season)
First Year in SEC	1933 (Charter Member)
All-Time Record (Win %)	2,676-1,570-29 (.629)
All-Time SEC Record (Win %)	951-820-3 (.538)
SEC Championships (Last)	11 (2016)
SEC Tournament Championships (Last)	7 (2012)
NCAA Tournaments (Last)	37 (2018)
NCAA Super Regionals (Last)	8 (2018)
College World Series (Last)	10 (2018)

Pronunciation Guide

Trysten Barlow	TRIS-ten
Hunter Blalock	BLAY-lock
Kale Breaux	BRO
Eric Cerantola	Sare-an-TOE-la
Jack Eagan	E-ginn (hard G)
Justin Foscue	Foss-Q
Jake Gautreau	Go-tro (both long O)
Rowdey Jordan	Rouw-D
Chris Lemonis	LUH-moan-iss
Jared Liebelt	LEE-belt
Christian MacLeod	Mc-CLOUD
Elijah MacNamee	Mac-NUH-me
Basiel Williams	Basil (like the spice)



CHRIS LEMONIS

Head Coach | First Season at Mississippi State (Fifth Overall)



When Chris Lemonis stepped to the podium on June 25, 2018 at Dudy Noble Field to become the 18th head baseball coach in Mississippi State's storied history, a journey of nearly 40 years came full circle. The son of a 1973 State graduate, Lemonis resided in Starkville as a child and now returned to lead one of the perennial powerhouses in college baseball.

One of the top recruiters and player development coaches in the country, Lemonis has seen success at every coaching stop. After helping his alma mater, The Citadel, to five NCAA Regional appearances in 12 seasons as an assistant coach, Lemonis joined college teammate Dan McDonnell's staff at Louisville and quickly turned the Cardinals into a consistent Omaha contender. After helping Louisville to seven postseason berths in eight years, the 2013 American Baseball Coaches Association/Baseball America Assistant Coach of the Year headed to Indiana University to take his first head coaching job in 2015.

In his first season at the helm of Indiana, the Hoosiers found themselves in the NCAA Tournament and, after finishing third in the Big Ten standings during his second season, Lemonis became the first coach in program history to take IU to back-to-back NCAA Tournaments in years three and four. The 2018 Hoosiers took the No. 2 seed into the NCAA Austin Regional, falling in the regional final to eventual College World Series participant Texas. Three of IU's eight appearances in the NCAA Tournament came under Lemonis' watch.

Overall, Lemonis enters his 25th season as a collegiate coach in 2019, making three College World Series appearances as a coach, earning 15 NCAA tournament berths and aiding in three 50-win seasons. His pupils have earned 25 All-America honors, 12 Freshman All-America laurels and 65 have signed professional baseball contracts, with 14 getting the call up to Major League Baseball.

Owning a head coaching record of 141-91-2, Lemonis was also a part of nearly 800 wins as an assistant coach. During his time at Indiana, Lemonis' teams averaged 35.3 wins per season, including a 40-win campaign during his final season in Bloomington. He averaged 39.2 victories per year during his career in an assistant role, bolstered by a 44.9 wins-per-season average at Louisville. The Cardinals were college baseball's winningest program during that eight-year span.

Lemonis' 15 postseason appearances have spanned all three of his coaching stops, with five coming as an assistant at The Citadel, seven during his assistant coaching tenure at Louisville and three as the head coach at Indiana. The Cardinals advanced to the Super Regionals on four occasions, punching a ticket to Omaha three times.

Along with his success on the field, Lemonis has always held academics to the highest standard, as well. In his final season at Indiana, a program-record 16 baseball student-athletes were named to the Big Ten Spring Academic Honor Roll, while 26 Cardinal baseball student-athletes earned ACC Honor Roll selections during his final season in Louisville. Already at Mississippi State, Lemonis has shown his dedication to his student-athletes in the classroom, as the program posted a 3.04 GPA during the fall semester.

Lemonis not only understands what it takes to get to Omaha as a coach but also as a player. A 1992 graduate of The Citadel, Lemonis added a 1990 appearance in the College World Series as a student-athlete. The appearance makes the Bulldogs one of just three school in Southern Conference history (Duke, Wake Forest) and only current member of the conference to advance to Omaha.

A two-time All-Southern Conference honoree, Lemonis led The Citadel in home runs three times. During his senior season, Lemonis led the Bulldogs with a .367 average, 19 doubles, 52 runs, 10 home runs and 66 RBIs. A member of the 1993 All-Southern Conference Tournament team, Lemonis ranks among the top 15 all-time at The Citadel in RBIs (152), home runs (23) and slugging percentage (.538).

Lemonis' father, Thomas, was a 1973 Mississippi State graduate in electrical engineering, with Chris living in Starkville as a newborn during his father's time at State.

A native of Myrtle Beach, S.C., Lemonis and his wife, Jill, have two daughters, Marissa and Mackenzie.

Personal

Hometown:	Myrtle Beach, S.C.
Wife:	Jill Lemonis
Children:	Marissa & Mackenzie Lemonis
College:	The Citadel, 1992

Coaching Career

2019-	Mississippi State Head Coach
2015-18	Indiana Head Coach
2007-14	Louisville Assistant Coach
2003-06	The Citadel Associate Head Coach
1995-2002	The Citadel Assistant Coach

Lemonis Year-by-Year

As a Head Coach

Yr.	School	Record	Postseason
2019	Mississippi State	36-9	--
2018	Indiana	40-19	NCAA Regional
2017	Indiana	34-24-2	NCAA Regional
2016	Indiana	32-24	--
2015	Indiana	35-24	NCAA Regional
Totals	Four Seasons	177-100-2	3 NCAA Regionals

As an Assistant Coach

2014	Louisville	50-17	College World Series
2013	Louisville	51-14	College World Series
2012	Louisville	41-22	NCAA Regional
2011	Louisville	32-29	
2010	Louisville	50-14	NCAA Regional
2009	Louisville	47-18	NCAA Super Regional
2008	Louisville	41-21	NCAA Regional
2007	Louisville	47-24	College World Series
2006	The Citadel	34-27	
2005	The Citadel	25-34	
2004	The Citadel	39-28	NCAA Regional
2003	The Citadel	32-25	
2002	The Citadel	31-26	
2001	The Citadel	38-24	NCAA Regional
2000	The Citadel	39-20	
1999	The Citadel	41-20	NCAA Regional
1998	The Citadel	37-24	NCAA Regional
1997	The Citadel	37-21	
1996	The Citadel	33-26	
1995	The Citadel	39-21	NCAA Regional
Totals	20 Seasons	784-455	15 NCAA Regionals

Four NCAA Super Regionals
Three College World Series



Mississippi State When...

	2018	2019
Overall	39-29	36-9
vs. Top-5 Teams	10-1	5-1
vs. Top-10 Teams	10-1	3-4
vs. Top-25 Teams	18-18	9-9
Non-Conference	24-14	23-1
SEC	15-15	13-8
SEC East	5-7	7-2
SEC West	10-8	6-6
At Home	16-7	28-4
On the Road	10-17	5-5
At Neutral Sites	13-5	3-0
In Day Games	18-15	21-4
In Night Games	21-14	15-5
vs. Teams .500 Or Better	31-24	21-9
vs. Teams Worse Than .500	8-5	15-0
vs. Left-Handed Starter	15-6	10-1
vs. Right-Handed Starter	24-23	26-8
When Starter Receives Decision	21-15	20-7
When Reliever Receives Decision	18-14	16-2
When Starter Goes 5+ Innings	25-12	20-6
When Starter Goes <5 Innings	14-17	16-3
When Scoring First	23-8	23-4
When Opponent Scores First	16-21	13-5
When Leading After 6 Innings	25-5	28-1
When Trailing After 6 Innings	7-22	3-7
When Tied After 6 Innings	7-2	5-1
When Leading After 8 Innings	32-3	34-0
When Trailing After 8 Innings	2-25	0-8
When Tied After 8 Innings	5-1	2-1
In One-Run Games	7-6	7-3
In Two-Run Games	10-1	4-2
In 5+ Run Games	17-9	21-4
Weekend Series W-L-T	6-7	8-2-0
Series Sweeps/Times Swept	3/2	4/1
When Scoring 0-2 Runs	1-14	0-5
When Scoring 3-5 Runs	10-13	7-4
When Scoring 6-9 Runs	13-1	15-0
When Scoring 10+ Runs	15-1	14-0
Shutouts/Times Shut Out	3/3	3/1
In Extra Innings	6-3	1-1
When Opponent Scores 4 Runs Or Less	25-8	26-3
When Opponent Scores 5 Runs Or More	14-21	10-6
When Out-Hitting Opponent	28-8	30-2
When Out-Hit by Opponent	7-20	4-6
When Hits Are Equal	4-1	2-1
When Hitting A Home Run	24-9	26-4
When Opponent Hits A Home Run	21-13	14-6
When Errorless	15-12	13-3
When Committing One Error	14-7	11-3
When Committing 2+ Errors	10-10	12-3
When Opponent is Errorless	9-14	7-6
When Opponent Commits One Error	17-11	9-2
When Opponent Commits 2+ Errors	13-4	20-1
Game 1 of Weekend	7-8	8-3
Game 2 of Weekend	9-6	8-3
Game 3 of Weekend	8-7	7-3
Monday	1-0	--
Tuesday	4-2	6-0
Wednesday	6-3	7-0
Thursday	1-1	1-1
Friday	8-9	8-4
Saturday	10-8	8-4
Sunday	9-6	6-0

Uniform breakdown on page 6

NOTE: Rankings based on Baseball America poll.

How It Was Won

Below is a chart representing how the eventual game-winning run was recorded for Mississippi State in 2019.

Gm	Opponent	Final	Player	Inn.	Outs	Play	Score at Time
1.	Youngstown State	14-3	Tanner Allen	8	--	RBI fielder's choice	3-3
2.	Youngstown State	14-2	Justin Foscue	1	1	Sacrifice fly to right-center field	2-2
3.	Youngstown State	8-0	Justin Foscue	2	--	Solo home run	0-0
4.	UAB	3-2	Jake Mangum	7	2	2RBI single to right field	1-2
5.	--	--	--	--	--	--	--
6.	Southern Miss	8-1	Jake Mangum	2	2	RBI single through the left side	1-0
7.	Southern Miss	4-3	Tanner Allen *	9	2	RBI double down the right-field line	3-3
8.	Jackson State	17-4	Justin Foscue	3	2	2-run home run to left-center field	3-0
9.	Southeastern Louisiana	12-0	Justin Foscue	1	1	Grand Slam to left field	0-0
10.	vs. Sam Houston State	5-4	Justin Foscue	8	--	Scored on a fielding error by the shortstop	4-4
11.	vs. Texas Tech	4-2	Tanner Allen	5	2	Scored on a fielding error by the shortstop	2-1
12.	East Carolina	4-1	Gunner Halter	5	1	RBI single through the right side	1-0
13.	Arkansas-Pine Bluff	14-1	Marshall Gilbert	2	1	RBI single up the middle	1-0
14.	Maine	9-2	Jordan Westburg	5	1	3-run home run to left field	1-0
15.	Maine	5-1	Dustin Skelton	2	--	2-run home run to left-center field	1-0
16.	Maine	9-8	Elijah MacNamee	8	2	RBI single through the left side	8-8
17.	Grambling	18-1	Josh Hatcher	4	2	RBI double to left-center field	1-1
18.	at Florida	6-5	Elijah MacNamee	9	1	2RBI double to left-center field	4-2
19.	at Florida	10-5	Jordan Westburg	7	--	RBI double to right-center field	5-1
20.	--	--	--	--	--	--	--
21.	Little Rock	15-4	Elijah MacNamee	2	1	RBI fielder's choice	4-4
22.	at Samford	6-4	Jake Mangum	7	2	RBI single through the left side	4-4
23.	--	--	--	--	--	--	--
24.	Auburn	15-2	Dustin Skelton	1	1	RBI single to left-center field	2-0
25.	Auburn	20-15	Jordan Westburg	8	1	RBI double to right-center field	15-15
26.	Mississippi Valley State	18-5	Elijah MacNamee	5	--	2RBI single to center field	5-5
27.	LSU	6-5	--	--	--	--	--
28.	--	--	--	--	--	--	--
29.	--	--	--	--	--	--	--
30.	ULM	21-8	Rowdey Jordan	4	1	RBI single to first base	7-4
31.	at Tennessee	6-3	Tanner Allen	11	2	RBI single to left-center field	3-2
32.	---	---	---	---	---	---	---
33.	at Tennessee	7-5	Jake Mangum	6	2	2RBI double down the left-field line	4-3
34.	South Alabama	7-5	Tanner Allen	7	1	3-run home run to center field	4-3
35.	Alabama	6-0	Brad Cumbest	2	1	RBI single to left field	0-0
36.	Alabama	9-1	Rowdey Jordan	4	1	2RBI single to left field	0-0
37.	Alabama	13-3	Rowdey Jordan	2	2	RBI single through the right side	3-0
38.	Texas Southern	5-1	Justin Foscue	8	--	RBI single through the left side	1-1
39.	---	---	---	---	---	---	---
40.	---	---	---	---	---	---	---
41.	---	---	---	---	---	---	---
42.	vs. Ole Miss	8-1	Justin Foscue	6	1	2RBI Double down the right-field line	1-1
43.	Georgia	19-3	Tanner Allen	2	2	RBI walk	3-1
44.	Georgia	9-3	Jordan Westburg	2	1	Sacrifice fly to center field	3-0
45.	Georgia	6-5	Josh Hatcher	8	--	Fielder's choice double play score a run	6-1

* - Walk-off hit





Inside the Series

Series Notes

- Mississippi State and Texas A&M have met 30 times prior to this weekend's three-game series in College Station, with Mississippi State owning a 16-14 edge on the all-time ledger.

Overall	Mississippi State leads 16-14
In Starkville	Texas A&M leads 9-5
In College Station	Mississippi State leads 10-4
Neutral Site Games	Tied 1-1
SEC Tournament	Mississippi State leads 1-0
- The first meeting came between the two programs in 1907, with the teams splitting a two-game series in Starkville.
- Mississippi State has the longest winning streak of the series at seven games (1998-2014).
- Texas A&M's longest winning streak has been five games, claiming those five games between 2015-17.
- In the series history, Mississippi State has won three of the four three-game series in College Station, including two out of three since A&M joined the SEC in 2013 (2013 and 2017)
- Over the last 10 games, Mississippi State is 3-7 against Texas A&M.

Recent Series History

Year	Location	Result
1987	Starkville	W, 6-0
1987	Starkville	L, 4-7
1992	Minneapolis, Minn.	L, 0-5
1998	College Station	L, 3-4
1998	College Station	W, 10-9
1998	College Station	W, 11-5
4/12/2013	College Station	W, 3-2
4/13/2013	College Station	W, 9-3
4/14/2013	College Station	W, 15-4
5/23/2013	Hoover, Ala. #	W, 6-4
4/24/2014	Starkville	W, 5-1
4/25/2014	Starkville	L, 3-6
4/26/2014	Starkville	L, 4-6
4/10/2015	College Station	L, 1-3
4/11/2015	College Station	W, 3-2
4/12/2015	College Station	L, 5-13
4/15/2016	Starkville	L, 3-10
4/16/2016	Starkville	L, 6-10
4/17/2016	Starkville	L, 5-10
5/4/2017	College Station	L, 2-9
5/5/2017	College Station	W, 5-1
5/6/2017	College Station	W, 4-3
4/27/2018	Starkville	L, 3-6
4/28/2018	Starkville	W, 11-6
4/29/2018	Starkville	L, 4-7

- SEC Tournament

Week-by-Week Polls

Week	BA	CB	D1	BW	PG	USA	RPI
Preseason	9	27	14	13	17	15	--
Week 1 - Feb. 18	9	25	14	12	17	--	--
Week 2 - Feb. 25	9	16	12	11	17	--	--
Week 3 - March 4	8	8	7	7	6	8	64
Week 4 - March 11	7	5	6	5	5	5	75
Week 5 - March 18	2	2	2	2	2	4	39
Week 6 - March 25	2	4	2	3	2	2	18
Week 7 - April 1	5	10	8	9	6	8	28
Week 8 - April 8	5	10	6	T5	5	6	12
Week 9 - April 15	3	3	3	3	2	2	10
Week 10 - April 22	9	9	9	10	11	8	12
Week 11 - April 29	6	7	6	7	6	7	5
Week 12 - May 6							
Week 13 - May 13							
Week 14 - May 20							
Week 15 - May 27							
Final Poll							

BA - Baseball America, CB - Collegiate Baseball Newspaper, D1 - D1Baseball, BW - National Collegiate Baseball Writers Association, PG - Perfect Game, USA - USA Today Coaches Poll, RPI - NCAA RPI

In The Polls

Baseball America			Collegiate Baseball			D1Baseball			NCBWA			Perfect Game			USA Today/Coaches		
1. UCLA	34-7	1	1. UCLA	34-7	1	1. UCLA	34-7	1	1. UCLA	34-7	1	1. UCLA	34-7	1	1. UCLA	34-7	1
2. Stanford	31-7	2	2. Vanderbilt	34-9	5	2. Stanford	31-7	3	2. Stanford	31-7	2	2. Oregon State	31-10-1	2	2. Vanderbilt	34-9	4
3. Vanderbilt	34-9	5	3. Stanford	31-7	2	3. Oregon State	31-10-1	2	2. Vanderbilt	34-9	4	3. Stanford	31-7	3	3. Stanford	31-7	3
4. Oregon State	31-10-1	4	4. Louisville	35-9	7	4. Vanderbilt	34-9	5	4. Oregon State	31-10-1	3	4. Vanderbilt	34-9	5	4. Oregon State	31-10-1	2
5. Arkansas	34-11	6	5. Oregon State	31-10-1	3	5. Arkansas	34-11	8	5. Louisville	35-9	6	5. Arkansas	34-11	6	5. Louisville	35-9	6
6. Mississippi State	36-9	9	6. Arkansas	34-11	8	6. Mississippi State	36-9	9	6. Arkansas	34-11	7	6. Mississippi State	36-9	11	6. Arkansas	34-11	7
7. Louisville	35-9	7	7. Mississippi State	36-9	9	7. Louisville	35-9	7	7. Mississippi State	36-9	10	7. Louisville	35-9	10	7. Mississippi State	36-9	8
8. Georgia	33-12	3	8. UC Santa Barbara	32-7	6	8. Georgia Tech	30-14	11	8. East Carolina	33-11	11	8. East Carolina	33-11	12	8. Georgia	33-12	5
9. East Carolina	33-11	11	9. Georgia	33-12	4	9. Georgia	33-12	4	9. Georgia	33-12	5	9. LSU	29-16	9	9. Georgia Tech	30-14	13
10. Georgia Tech	30-14	12	10. East Carolina	33-11	11	10. East Carolina	33-11	12	10. Texas Tech	29-13	17	10. UC Santa Barbara	32-7	7	10. East Carolina	33-11	12
11. Texas Tech	29-13	15	11. North Carolina	33-12	12	11. Texas Tech	29-13	18	11. North Carolina	33-12	12	11. Georgia Tech	30-14	16	11. North Carolina	33-12	15
12. LSU	29-16	14	12. Arizona State	32-10	10	12. LSU	29-16	13	12. Georgia Tech	30-14	16	12. Georgia	33-12	4	12. Texas Tech	29-13	17
13. UC Santa Barbara	32-7	8	13. LSU	29-16	15	13. Ole Miss	30-15	19	13. UC Santa Barbara	32-7	8	13. Texas Tech	29-13	15	13. UC Santa Barbara	32-7	9
14. North Carolina	33-12	17	14. Georgia Tech	30-14	17	14. Texas A&M	30-15-1	6	14. LSU	29-16	14	14. North Carolina	33-12	14	14. LSU	29-16	16
15. Texas A&M	30-15-1	10	15. Baylor	30-12	23	15. North Carolina	33-12	16	15. Baylor	30-12	18	15. Ole Miss	30-15	17	15. Ole Miss	30-15	19
16. Baylor	30-12	24	16. Texas Tech	29-13	21	16. Baylor	30-12	21	16. Ole Miss	30-15	19	16. Texas A&M	30-15-1	8	16. Arizona State	32-10	11
17. West Virginia	26-15	18	17. Ole Miss	30-15	22	17. West Virginia	26-15	17	17. Texas A&M	30-15-1	9	17. UC Irvine	28-10	21	17. Texas A&M	30-15-1	10
18. Ole Miss	30-15	23	18. UC Irvine	28-10	19	18. UC Santa Barbara	32-7	10	18. Arizona State	32-10	13	18. West Virginia	26-15	22	18. Baylor	30-12	22
19. UC Irvine	28-10	19	19. Texas A&M	30-15-1	13	19. Indiana	30-14	23	19. West Virginia	26-15	20	19. Indiana	30-14	24	19. NC State	33-12	14
20. Arizona State	32-10	13	20. NC State	33-12	14	20. NC State	33-12	14	20. Miami (Fla.)	31-14	22	20. Baylor	30-12	NR	20. West Virginia	26-15	20
21. NC State	33-12	16	21. Oklahoma State	25-16	16	21. Miami (Fla.)	31-14	24	21. NC State	33-12	15	21. Arizona State	32-10	18	21. Miami (Fla.)	31-14	24
22. Indiana	30-14	25	22. Michigan	31-11	NR	22. Arizona State	32-10	15	22. UC Irvine	28-10	24	22. NC State	33-12	13	22. Indiana	30-14	25
23. Miami (Fla.)	31-14	NR	23. Indiana	30-14	24	23. Florida State	28-15	NR	23. Indiana	30-14	26	23. Miami (Fla.)	31-14	NR	23. Tennessee	31-14	18
24. Missouri	30-15-1	NR	24. Miami (Fla.)	31-14	26	24. Missouri	30-15-1	NR	24. Tennessee	31-14	21	24. Michigan	31-11	NR	24. UC Irvine	28-10	NR
25. BYU	29-10	NR	25. Florida State	28-15	27	25. UC Irvine	28-10	NR	25. BYU	29-10	29	25. Tennessee	31-14	20	T25. Missouri	30-15-1	NR
			26. Duke	27-17	25				26. Michigan	31-11	30				T25. Florida State	28-15	NR
			27. BYU	29-10	29				27. Florida State	28-15	NR						
			28. West Virginia	26-15	30				28. Auburn	27-17	23						
			29. Southern Miss	29-13	NR				29. Missouri	30-15-1	NR						
			30. Texas State	31-13	NR				30. Oklahoma State	25-16	25						

2019 Opponents in Bold

Mangum's Record Watch

Career Hits - Mississippi State

Player (Seasons)	Hits
1. Jake Mangum (2016-present)	355
2. Jeffrey Rea (2004-07)	335
3. Richard Lee (1995-98)	328
4. Travis Chapman (1997-2000)	327
5. Steve Gendron (2001-04)	316

Career Hits - Southeastern Conference

Player (Seasons)	Hits
1. Jake Mangum, Mississippi State (2016-present)	355
2. Eddy Furniss, LSU (1995-98)	352
3. Preston Tucker, Florida (2009-12)	341
Jay Waggoner, Auburn (1992-95)	341
5. Jeffery Rea, Mississippi State (2004-07)	335
6. Taylor Dugas, Alabama (2009-12)	334
7. Blake Dean, LSU (2007-10)	332
8. Richard Lee, Mississippi State (1995-98)	328
9. Travis Chapman, Mississippi State (1997-00)	327
Jason Williams, LSU (1993-96)	327
11. Antoine Duplantis, LSU (2016-present)	321
12. Andy Phillips, Alabama (1996-99)	322
13. Mark Ellis, Florida (1996-99)	319
14. Steve Gendron, Mississippi State (2001-04)	316
15. Chris Burke, Tennessee (1999-01)	314

Batting Average

Player (Seasons)	H-AB	Avg.
1. Will Clark (1983-85)	209-34	.391
2. Mark Gillaspie (1980-81)	139-362	.384
3. Rafael Palmeiro (1983-85)	268-720	.372
4. Jimmy Bragan (1948-50)	86-233	.369
5. Jackie Parker (1953-54)	52-142	.366
Tommy Raffo (1987-90)	278-760	.366
7. Jake Mangum (2016-present)	355-975	.364
8. Braxton Nail (1952-55)	55-152	.362
9. Dan Paradoa (1986-87)	159-441	.361
10. Brian Wiese (1996-99)	242-674	.359

Career At-Bats

Player (Seasons)	At-Bats
1. Jeffrey Rea (2004-07)	998
2. Steve Gendron (2001-04)	994
3. Matthew Maniscalco (2000-03)	993
4. Jake Mangum (2016-present)	975
5. Richard Lee (1995-98)	967
6. Burke Masters (1987-90)	937
7. Travis Chapman (1997-2000)	919
8. Brad Hildreth (1986-89)	877
9. Brad Freeman (1995-98)	870
10. Rex Buckner (1990-93)	837

Career Runs

Player (Seasons)	Runs
1. Dan Van Cleve (1981-85)	232
2. Burke Masters (1987-90)	227
3. Rafael Palmeiro (1983-85)	224
4. Travis Chapman (1997-2000)	221
5. Richard Lee (1995-98)	219
6. Jake Mangum (2016-present)	208
7. Jeffrey Rea (2004-07)	207
8. Brad Winkler (1980-83)	203
9. Matthew Maniscalco (2000-03)	197
10. Brad Freeman (1995-98)	192

Mangum's Mastery

SEC Hit King

- Senior **Jake Mangum** used a second-inning single against No. 3 Georgia to break a 21-year-old Southeastern Conference record and become the conference's all-time hits leader.
- Mangum passed LSU's **Eddy Furniss** (352; 1995-98) and now has 355 career hits.
- The SEC career hits record will be closely watched by both MSU and LSU fans all season, as Tiger's senior **Antoine Duplantis** has 323 career hits.
- His career total of 355 hits also make him Mississippi State's Hit King, as he passed **Jeffrey Rea** (335; 2004-07) with his third hit in the series opening victory at Tennessee on April 5.
- For his career, Mangum averages 1.48 hits per game.
- The NCAA record books will now list the top 15 student-athletes in career hits, as Mangum jumped onto the list with his 355 hit in the series finale versus Georgia.

Career Hits - NCAA

1. Phil Stephenson, Wichita State (1979-82)	418
2. Khalil Greene, Clemson (1999-2002)	403
3. Steve Stanley, Notre Dame (1999-2002)	385
4. John Fishel, Cal State Fullerton (1982-85)	379
5. Jim Thomas, Wichita State (1979-82)	373
6. Tim Raley, Wichita State (1984-87)	370
7. John Gall, Stanford (1997-2000)	368
8. Jake Weber, NC State (1995-98)	366
9. Philip Hartig, The Citadel (1998-2001)	360
10. Gary Cooper, BYU (1983-86)	359
11. Sam Fuld, Stanford (2001-04)	356
12. Jake Mangum, Miss. State (2016-present)	355
Sonny Meade, The Citadel (2006-09)	355
Chris Campbell, Col. of Charleston (2004-07)	355

Leading Off

- Senior **Jake Mangum** has played in 240 career games and hit in the leadoff spot in 197 of those contests.
- In 197 plate appearances to start a game (bottom or top of the first inning), Mangum has been a true table setter on 65 occasions.
- With 65 hits in the first plate appearance of the game, Mangum has collected a hit in 32.9% of his game-starting appearances.
- Add in his 13 walks and four hit-by-pitch and Mangum has been on base after his first plate appearance 41.6% of the time.

Mangum's Milestones

- As senior Jake Mangum moves up the Mississippi State and Southeastern Conference career hits charts, below are his milestone hits.
 - 1st hit - Alcorn State, March 11, 2016
 - 8th career game
 - 100th hit - Indiana State, Feb. 25, 2017
 - 70th career game (62 game between)
 - 200th hit - Southeastern Louisiana, March 14, 2018
 - 144th career game (74 games between)
 - 300th hit - Grambling, March 13, 2019
 - 212th career game (68 games between)
 - 336th hit - at Tennessee, April 5, 2019 (MSU Record)
 - 226th career game (14 games between)
 - 353rd hit - Georgia, April 27, 2019 (SEC Record)
 - 239th career game (13 games between)

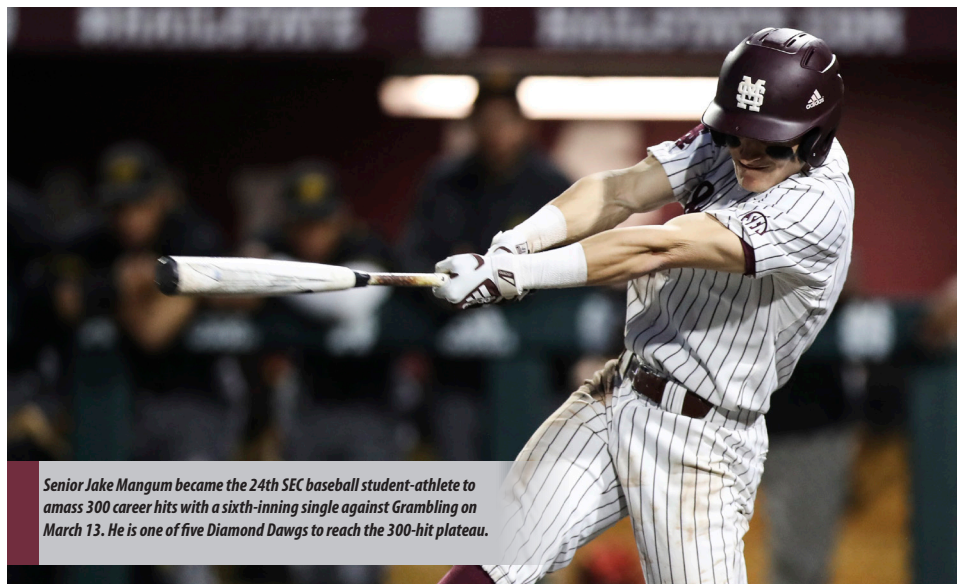
NCAA Active Leaders

- Senior **Jake Mangum** currently leads all active NCAA Division I baseball student-athletes in hits at 348, while the Pearl, Mississippi native is also among the top 30 in nine other categories.


Rank	Statistic	Value
1	Hits	355
2	At Bats	975
3	Games Played	240
3	Runs	208
4	Total Bases	456
4	Doubles	66
11	Batting Average	.364
12	Hit by Pitch	40
27	Stolen Bases	54
29	Triples	10

Reaching Base

- In 45 games in 2019, senior **Jake Mangum** has reached base safely in 41 of those.
- The senior owns at least one hit in 186 of 221 games started (84.1%), 194 of 236 games with at least one plate appearances (82.2%) and 194 of 240 games played (80.8%)
- Has reached base in 201 of 221 games started (90.9%), 211 of 236 games with at least one plate appearances (89.4%) and 211 of 240 games played (87.9%)
- Along those same lines, Mangum has posted 102 career multi-hit games, which gives him multiple hits in 42.5% of his career games played.



Senior Jake Mangum became the 24th SEC baseball student-athlete to amass 300 career hits with a sixth-inning single against Grambling on March 13. He is one of five Diamond Dawgs to reach the 300-hit plateau.



Mississippi State is HitU

- With a sixth-inning single against Grambling on March 13, senior **Jake Mangum** joined an exclusive group of Southeastern Conference baseball student-athletes.
- That hit pushed Mangum into the 300-hit club, making him one of just 25 SEC baseball student-athletes to reach the mark, including one of five Diamond Dawgs.
- Mangum joins the following MSU student-athletes to post 300 hits;

Jake Mangum (355; 2016-present)

Jeffery Rae (335; 2004-07)
Richard Lee (328; 1995-98)
Travis Chapman (327; 1997-2000)
Steve Gendron (316; 2001-04)

- While LSU (6) and Alabama (5) also have at least five student-athletes among the top 25 all-time hit leaders, State holds the distinction of all five 300-hit club members ranking in the top-15.
- With Rae, Lee, Chapman, Gendron and Mangum each sitting among the top-15 in SEC career hits, only LSU (4) has more than two. Alabama and Florida have two, while Auburn and Tennessee have one apiece.

Mangum Goes for 100

- Senior **Jake Mangum** became the fifth Diamond Dawg in program history to collect 100 hits in a season during the 2018 campaign.
- “The Mayor” posted 101 hits, the fourth-most in a single-season in MSU history.
- His 100-hit season was the first since **Adam Frazier** did it during the 2013 campaign, logging a school-record 107 hits.
- The complete list of Bulldogs with 100-plus hits in a season is below;

Adam Frazier (107; 2013)
Brian Wiese (103; 1998)
Tommy Raffo (102; 1989)
Jake Mangum (101; 2018)
Richard Lee (100; 1997)

Mangum's Record Watch (cont.)

Career Doubles

<i>Player (Seasons)</i>	<i>Doubles</i>
1. Travis Chapman (1997-2000)	71
2. Richard Lee (1995-98)	66
Jake Mangum (2016-present)	66
4. Pete Young (1987-89)	56
5. Dan Van Cleve (1981-85)	55

Career Triples

<i>Player (Seasons)</i>	<i>Triples</i>
1. Mike Kelley (1976-79)	20
2. Ted Milton (1969-72)	14
3. Brad Winkler (1980-83)	12
4. Matthew Maniscalco (2000-03)	11
5. Rex Buckner (1990-93)	10
Jeff Butts (2003-06)	10
Ryan Collins (2008-11)	10
Jake Mangum (2016-present)	10
9. Cody Brown (2014-17)	9
Gator Thiesen (1984-85)	9
Tracy Echols (1986-87,89-90)	9
Jeffrey Rea (2004-07)	9

Career Total Bases

<i>Player (Seasons)</i>	<i>Total Bases</i>
1. Richard Lee (1995-98)	544
2. Rafael Palmeiro (1983-85)	530
3. Travis Chapman (1997-2000)	482
4. Tommy Raffo (1987-90)	477
5. Connor Powers (2007-10)	471
6. Matthew Maniscalco (2000-03)	468
7. Jon Knott (1998-2001)	460
8. Jake Mangum (2016-present)	456
9. Will Clark (1983-85)	433
10. Tracy Echols (1986-87,89-90)	420

Career Stolen Bases

<i>Player (Seasons)</i>	<i>Stolen Bases</i>
1. Mike Kelley (1976-79)	79
2. Dan Van Cleve (1981-85)	70
3. Brad Winkler (1980-83)	60
4. Dave Klipstein (1979-82)	54
Grant Hogue (2008-09)	54
Jake Mangum (2016-present)	54
7. Pete White (1980-83)	51
8. Matthew Maniscalco (2000-03)	46
Jacob Robson (2013-16)	46
10. Jeffrey Rea (2004-07)	43

Career Games Played

<i>Player (Seasons)</i>	<i>Games Played</i>
1. Burke Masters (1987-90)	251
2. Richard Lee (1995-98)	248
Travis Chapman (1997-2000)	248
4. Brad Freeman (1995-98)	246
Matthew Maniscalco (2000-03)	246
6. Steve Gendron (2001-04)	242
7. Rex Buckner (1990-93)	240
Jake Mangum (2016-present)	240
9. Brad Hildreth (1986-89)	237
Tracy Echols (1986-87,89-90)	237

Breaking Jake Down

The Southeastern Conference's all-time hits leader has done it many ways and below is a breakdown of senior **Jake Mangum's** 355 hits.

<i>Multi-Hit</i>	<i>(2)</i>	<i>(3)</i>	<i>(4)</i>	<i>(5+)</i>	<i>Total</i>
Fr.	11	7	3	1	22
So.	18	6	3	--	27
Jr.	19	9	1	1	30
Sr.	13	5	3	2	23
Totals	61	27	10	4	102

<i>Batting</i>	<i>Fr.</i>	<i>So.</i>	<i>Jr.</i>	<i>Sr.</i>	<i>Total</i>
Right-handed	13	30	29	20	92
Left-handed	71	60	72	60	263
Lead-off Hit	13	13	22	17	65

- First at bat of the top or bottom of the first inning

With 2 Outs	14	29	26	18	87
Runners in	19	28	28	26	101
Scoring Position					

<i>By Site</i>	<i>Fr.</i>	<i>So.</i>	<i>Jr.</i>	<i>Sr.</i>	<i>Total</i>
Home	43	49	39	60	191
Away	30	33	32	16	111
Neutral	11	8	30	4	53

<i>In the Order</i>	<i>Fr.</i>	<i>So.</i>	<i>Jr.</i>	<i>Sr.</i>	<i>Total</i>
Leadoff	64	70	101	80	315
2nd	12	--	--	--	12
3rd	--	11	--	--	11
4th	1	--	--	--	1
5th	2	9	--	--	11
6th	1	--	--	--	1
7th	--	--	--	--	--
8th	2	--	--	--	2
9th	2	--	--	--	2



Hitting Totals/Streaks

MULTI-HIT GAMES	2	3	4	5+	2019	Career
Jake Mangum	13	5	3	2	23	102
Justin Foscue	12	6	1	--	19	29
Jordan Westburg	14	4	1	--	19	26
Tanner Allen	10	5	1	--	16	40
Elijah MacNamee	14	2	--	--	16	40
Rowdey Jordan	6	4	1	--	11	31
Dustin Skelton	6	2	1	--	9	20
Gunner Halter	6	1	--	--	7	7
Josh Hatcher	5	--	--	--	5	17
Marshall Gilbert	4	--	--	--	4	12
Brad Cumbest	1	2	--	--	3	3
Luke Hancock	1	--	--	--	1	1
Hayden Jones	1	--	--	--	1	1
Landon Jordan	1	--	--	--	1	1
TEAM	94	31	8	2	135	--

MULTI-RBI GAMES	2	3	4	5+	2019	Career
Justin Foscue	7	3	3	--	13	19
Jordan Westburg	4	5	2	1	12	19
Dustin Skelton	4	4	--	2	10	16
Tanner Allen	4	2	2	2	10	18
Jake Mangum	8	2	--	--	10	29
Elijah MacNamee	7	2	--	1	10	26
Rowdey Jordan	7	1	1	--	9	19
Luke Hancock	1	1	--	--	2	2
Hayden Jones	2	--	--	--	2	2
Landon Jordan	2	--	--	--	2	2
Gunner Halter	2	--	--	--	2	2
Josh Hatcher	2	--	--	--	2	8
Brad Cumbest	1	--	--	--	1	1
Marshall Gilbert	--	1	--	--	1	6
TEAM	51	21	8	6	86	--

HITTING STREAKS	Current	2019 Long	Career
Jake Mangum	4	20	27 *
Dustin Skelton	1	13	13
Elijah MacNamee	--	12	12
Justin Foscue	4	10	10
Jordan Westburg	3	8	8
Rowdey Jordan	5	7	7
Tanner Allen	1	7	11
Josh Hatcher	--	6	6
Gunner Halter	--	5	5
Landon Jordan	1	4	4
Hayden Jones	--	3	3
Luke Hancock	1	3	3
Marshall Gilbert	--	3	6
Brad Cumbest	1	2	2
Bryce Brock	1	1	1

Cole Gordon	--	--	3
Spencer Price	1	--	1

REACHED BASED	CURRENT	2019	CAREER
Elijah MacNamee	2	28	31
Dustin Skelton	1	24	24
Jake Mangum	4	20	27 *
Justin Foscue	6	18	18
Gunner Halter	--	17	17
Jordan Westburg	13	15	15
Tanner Allen	13	13	13
Rowdey Jordan	13	13	13
Hayden Jones	--	7	7
Josh Hatcher	--	6	8
Marshall Gilbert	1	6	6
Landon Jordan	2	5	5
Luke Hancock	3	5	5
Brad Cumbest	1	4	4
Bryce Brock	1	1	1

Cole Gordon	--	--	4
Spencer Price	1	--	1

* - Mangum's 27-game hit and reached-base streak spanned the 2016 and 2017 seasons. His career-best single season hitting streak is 14 games, doing so during both the 2017 & 2018 seasons. He reached base in 20-straight games during the 2016 campaign.

News and Notes

Fastest to 30

- Mississippi State was the first Division I program to win 30 games during the 2019 season, claiming with No. 30 on Saturday, April 13 versus Alabama.
- The next afternoon, State claimed win No. 31 on the season and ended week No. 9 as the only 30-win program in the country.
- Winning the 30th game of the year in overall contest 36 equals the 1989 squad as the fastest team to 30 wins in a season in program history.
- Winning the following day against the Crimson Tide gave the 2019 edition of the Diamond Dawgs the best 37-game start in school history at 31-6.

Moving Up the Rankings

- After a weekend series win at No. 4 Florida to open the Southeastern Conference schedule, Mississippi State moved into No. 2 nationally in five of the six major polls.

MORE ON PAGE 5

- Entering week 12 of the season, MSU is among the top 10 in each of the six major polls.
- The No. 2 ranking in week five was the highest since the program ascended No. 1 during the 14th week of the 2016 campaign. On May 23, 2016, MSU ranked No. 1 in the Collegiate Baseball, National Collegiate Baseball Writers Association and Perfect Game polls.
- The top two after week five had a bit of history with the rankings, as UCLA defeated MSU in the 2013 NCAA national championship series, with the Bruins finishing the year No. 1 and the Bulldogs ending the season at No. 2.

Best Start Since...

- Through its first 26 games, MSU piled up an 23-3 record with eight wins against teams ranked in the Baseball America Top 25.
 - State toppled No. 21 Southern Miss (twice), No. 8 Texas Tech No. 14 East Carolina, No. 4 Florida (twice) and No. 16 Auburn (twice) to that point in 2019.
 - The 23-3 record was the best 26-game start since 1979, when the Diamond Dawgs started the year 29-3.
 - The 2019 start included a 14-game winning streak that ran from Feb. 23-March 16. The streak is tied for the fourth-longest run in program history;
- | | |
|-----------|------------------------------------|
| 18 | 2006 |
| 17 | 2013 |
| 15 | 1987 |
| 14 | 1985, 2019 |
| 13 | 1970, 1976, 1979, 1981, 1999, 2015 |

Fans Showing Out

- The Mississippi State baseball program has the best fans in the country and they are showing up in large numbers thus far in 2019 to open the "New Dude" in style.
 - Through 26 home dates, MSU is averaging 8,620 in home attendance. The school record for average attendance is 8,127, which came during 2014 season.
 - That average is helped by six crowds of 10,000-plus, which are already the second-most in a single season in program history with eight regular season home games left.
 - Here is a list of most 10,000-plus crowds in a single season;
- | | |
|----------|-------------|
| 8 | 2016 |
| 6 | 2019 |
| 5 | 2013 |
| 4 | 2014, 2007 |
- Along with the home crowd success, Mississippi State and Ole Miss drew a facility-record crowd of 8,638 fans for the 2019 Governor's Cup at Trustmark Park in Pearl, Mississippi on April 23.

Scoring in Bunches

- After scoring 35 runs in the final two games of a home series with then-No. 16 Auburn, Mississippi State piled up 18 runs against Mississippi Valley State in its next game.
- The three-straight games with 15-plus runs marked just the fourth time in program history that State had scored 15 or more runs in three straight.
- It was the first time since 1998 that MSU scored at least 15 runs in three-straight contests. The complete list is below.

2019	No. 16 Auburn	W, 15-2
	No. 16 Auburn	W, 20-15
	Miss. Valley State	W, 18-5
1998	Miss. Valley State	W, 27-1
	Alcorn State	W, 18-4
	Jackson State	W, 18-0
1997	Jackson State	W, 20-0
	Jackson State	W, 19-1
	Alcorn State	W, 16-1
1997	Southern Miss	W, 16-12
	Southern Miss	W, 20-2
	at Ole Miss	W, 21-6

Putting Up 20

- Mississippi State piled up 21 hits and scored 20 runs in a series-clinching win on Sunday, March 24 against Auburn to mark the first 20-run game since scoring 27 against Alcorn State on April 20, 2010 in a 27-4 win.
- The 20-run outburst was the largest in an SEC contest since ranking up 20 runs against Florida in a 20-7 win on May 5, 2000.
- The 35 combined runs were the most in a game since MSU and Kentucky scored 39 runs on April 19, 2009.
- Furthermore, below is a list of 20-run games for Mississippi State in a Southeastern Conference game since 1933;

29	Kentucky	1941
28	at Kentucky	1989
27	Ole Miss	1983
27	Vanderbilt	1956
26	LSU	1978
26	LSU	1942
25	at Vanderbilt	4/6/1997
25	Georgia	1988
25	LSU	1934
22	Georgia	1990
22	at Tulane	1958
22	Tulane	1950
21	at Ole Miss	4/25/1997
21	at Tulane	1946
20	Auburn	3/24/2019
20	Florida	5/5/2000
20	at Tulane	1955



Back-to-Back 15s in SEC Play

- Mississippi State rebounded from a 6-5 series-opening loss to then-No. 16 Auburn with 35 runs in the next two contests. State won the series with a 15-2 win on Saturday and a 20-15 victory on Sunday.
- In 85 seasons of playing baseball in the SEC, Mississippi State has scored 15-plus runs in back-to-back games just three other times.

2019	No. 16 Auburn	W, 15-2
	No. 16 Auburn	W, 20-15
2000	at LSU	W, 15-13
	at LSU	L, 15-18
1997	at Vanderbilt	W, 15-5
	at Vanderbilt	W, 25-13 (7 inn.)
1953	Tulane	W, 16-4
	LSU	W, 16-7

NOTE: State began SEC play in 1933 as a charter member of the conference, but did not compete during the 1944 or 1945 seasons.

Ks For Days

- The first five outs recorded by Mississippi State in 2019 came via the strikeout and Bulldog pitchers amassed 43 Ks during the opening weekend of the season.
- That strikeout total is the highest three-game series total since at least 2005.
- MSU also posted 40-plus strikeouts in a three-game set versus LSU, racking up 41 strikeouts.
- Along those lines, the Bulldogs amassed double-digit strikeouts in each of the first nine games, marking the longest stretch to start a season since at least 2007.
- Overall, State has piled up 10-plus strikeouts in 32 of 45 games in 2019.
- Redshirt-junior **Ethan Small** entered the week No. 2 nationally with an SEC-best 114 strikeouts through the first 11 weeks of the season. He has racked up those Ks while walking just 17 batters. **MORE ON PAGE 27**
- Freshman **JT Ginn** owns 75 strikeouts in his 11 starts to enter the 12th week of the season at No. 11 in the SEC, including a career-best 11 at No. 4 Florida in his first-career SEC start.
- The bullpen has struck out 240 batters in 200 2/3 innings of work, with 10 of 14 relievers fanning at least 10 batters in a relief role, while five of those relievers have 20-plus strikeouts. **MORE ON PAGE 27**

Sophomore's Slaying

- The quartet of **Tanner Allen**, **Justin Foscue**, **Rowdey Jordan** and **Jordan Westburg** played a big part in the 2018 run to Omaha, but that group has its sights squarely focused on a return trip the College World Series.
- Below is a look at their 2018 season totals and what they have done so far in 2019.

Tanner Allen

	GP-GS	R	H	HR	RBI	TB	Avg.	BB	K
2018	68-68	42	79	5	45	122	.287	27	62
2019	45-45	42	54	6	44	87	.302	27	28

Justin Foscue

	GP-GS	R	H	HR	RBI	TB	Avg.	BB	K
2018	58-48	24	45	3	20	66	.241	22	22
2019	45-45	47	64	12	47	116	.340	16	21

Rowdey Jordan

	GP-GS	R	H	HR	RBI	TB	Avg.	BB	K
2018	57-51	39	62	7	37	100	.321	21	40
2019	45-44	41	46	5	30	70	.279	21	24

Jordan Westburg

	GP-GS	R	H	HR	RBI	TB	Avg.	BB	K
2018	42-31	18	30	2	30	47	.248	10	35
2019	44-44	50	60	6	47	99	.345	27	45

Foscue Hitting Long Ball

- In 2018, **Justin Foscue** hit three home runs, with each of them coming on the road. In 2019, Foscue hit his fourth home run in the ninth game of the season.
- After hitting all of his homer runs away from a season ago, Foscue is enjoy the New Dude, hitting 10 of his 12 long balls in front of the home crowd in 2019.
- With is 10th home run of the season versus South Alabama on April 10, Foscue became the first Diamond Dawg to reach double-digits in home runs since **Brent Rooker** (23; 2017).

2019 SEC Breakdown

Overall Standings

SEC East

Vanderbilt	15-6	.714	--	34-9	.791	W7
Georgia	13-8	.619	2.0	33-12	.733	L4
Missouri	10-10-1	.500	4.5	30-15-1	.663	W4
Florida	9-12	.429	6.0	28-18	.609	W1
Tennessee	9-12	.429	6.0	31-14	.689	L3
Kentucky	5-16	.238	10.0	22-22	.500	L1
South Carolina	5-16	.238	10.0	24-20	.545	L3

SEC West

Arkansas	15-6	.714	--	34-11	.756	W3
LSU	13-8	.619	2.0	29-16	.644	W2
Ole Miss	13-8	.619	2.0	30-15	.667	W3
Mississippi State	13-8	.619	2.0	36-9	.800	W4
Texas A&M	11-9-1	.548	3.5	30-15-1	.663	L3
Auburn	10-11	.476	5.0	27-17	.614	L3
Alabama	5-16	.238	10.0	26-19	.578	L2

This Week in the SEC...

Thursday, May 9

LSU at Arkansas 6:30 p.m. (ESPN2)

Friday, May 10

Tennessee at Florida 5:30 p.m. (SECN+)
 Texas A&M at Alabama 6 p.m. (SECN+)
 Georgia at Auburn 6 p.m. (SECN+)
 Kentucky at South Carolina 6 p.m. (SEC Network)
 LSU at Arkansas 6:30 p.m. (SECN+)
 Mississippi State at Ole Miss 6:30 p.m. (SECN+)
 Missouri at Vanderbilt 6:30 p.m. (SECN+)

Saturday, May 11

Kentucky at South Carolina 11 a.m. (SEC Network)
 LSU at Arkansas 1 p.m. (ESPN2)
 Texas A&M at Alabama 2 p.m. (SECN+)
 Georgia at Auburn 2 p.m. (SECN+)
 Tennessee at Florida 2 p.m. (SEC Network)
 Missouri at Vanderbilt 2 p.m. (SECN+)
 Mississippi State at Ole Miss 6 p.m. (SECN+)

Sunday, May 12

Kentucky at South Carolina 11 a.m. (SEC Network)
 Tennessee at Florida 12 p.m. (SECN+)
 Mississippi State at Ole Miss 12 p.m. (ESPN2)
 Missouri at Vanderbilt 12 p.m. (SECN+)
 Georgia at Auburn 1 p.m. (SECN+)
 Texas A&M at Alabama 1 p.m. (SEC Network)

All Times Central





Career Reliever Lists

Career Saves

Player (Seasons)	Saves
1. Jonathan Holder (2012-13)	37
2. Van Johnson (1995-98)	29
3. Scott Tanksley (1993-95)	24
4. Caleb Reed (2009-12)	21
5. Pete Young (1987-89)	19
6. Jay Powell (1991-93)	17
7. Bryan Hardwick (1979-80, 1982)	16
8. Adam Larson (1999-2001)	15
9. Spencer Price (2017-present)	14
Aaron Weatherford (2006-08)	14
11. Jonathan Papelbon (2001-03)	13
Cole Gordon (2016-present)	13

Career Relief Appearances

Player (Seasons)	RA
1. Van Johnson (1995-98)	115
2. Jon Harden (1989-92)	110
3. Caleb Reed (2009-12)	92
4. Ross Mitchell (2012-15)	86
5. Jonathan Holder (2012-14)	81
6. Chad Gironi (2010-13)	78
7. Scott Tanksley (1993-95)	75
8. Pete Young (1987-89)	72
9. Scott Polk (1995-99)	71
Saunders Ramsey (2002-05)	71

-- Riley Self (2017-present)	63

Lemonis Wins No. 1

- Head coach **Chris Lemonis** earned his first Mississippi State victory in his first game as head coach, joining eight other Bulldog skippers to accomplish the feat.
- Lemonis joins **John Cohen, Jimmy Bragan, Paul E. Gregory, S.L. Robinson, F.P. Plass, S.A. Jehl, S.W. Scales** and **G.C. Creelman**, who each won their first games as the Maroon and White's head coach.
- Ron Polk** won the first game of his second stint as the MSU skipper in 2002. However, Polk dropped his MSU debut, 2-1, to Louisiana Tech in 1976.
- Of the nine coaches to win their first game, Lemonis joins Creelman and Robinson as the only three to start 4-0 or better. Creelman won his first 14 games over five seasons and was 15-0-3 before suffering his first loss, while Robinson started 6-0 in 1919. Lemonis began the season 4-0.

Big League Talent

- Mississippi State is great at turning out major league talent, with 59 Diamond Dawgs reaching the highest level of the sport, but it is also great at keeping student-athletes from the draft.
- The 2019 roster features eight Bulldogs that have been drafted, including two with multiple selections in the Major League Baseball First Year Player Draft.
- A complete list is below;

Name (Pos.)	Year	Round	Organization
Tanner Allen (IF/OF)	2017	36th	Chicago Cubs
Eric Cerantola (LHP)	2018	30th	Tampa Bay Rays
JT Ginn (RHP/IF)	2018	1st	Los Angeles Dodgers
Gunner Halter (IF)	2017	22nd	Toronto Blue Jays
	2018	26th	Cleveland Indians
Josh Hatcher (IF/OF)	2017	39th	Los Angeles Angels
Jake Mangum (OF)	2017	30th	New York Yankees
	2018	32nd	New York Mets
Dustin Skelton (C)	2016	36th	Toronto Blue Jays
Ethan Small (LHP)	2018	26th	Arizona Diamondbacks

Uni Watch

- Mississippi State has six different uniform combinations for the 2019 campaign and below is a look at how they have fared in each garb;
- | | |
|----------------------|-----|
| Black '85s | 6-0 |
| Maroon '85s | 9-3 |
| White '85s | 6-0 |
| White Block State | 6-1 |
| Grey Sleeveless | 1-1 |
| White Pinstripes | 4-1 |
| Grey Pinstripes | 3-3 |
| Alex Wilcox Uniforms | 1-0 |

Starting with a Sweep

- Mississippi State opened the 2019 season with a three-game sweep of Youngstown State, marking the first time since 2015 the Bulldogs swept a series to open a season.
- In all, State has opened a season with a perfect home weekend on 13 occasions since 1990, when most college teams began starting the season with weekend series.
- More recently, State was unblemished on the first weekend of a season at home in 2015 (Cincinnati/Miami (Ohio)), 2013 (Portland), 2011 (Akron/Lamar) and 2010 (Rhode Island).
- Other seasons include; 2007, 2006, 2005, 2004, 2001, 1999, 1995, 1994.
- Of the 30 seasons since 1990, State has opened the year at home on 22 occasions.

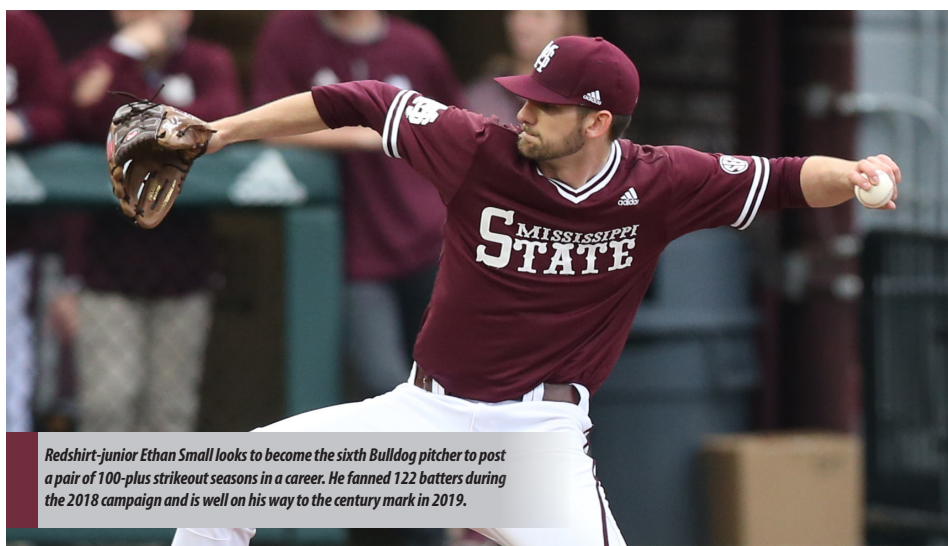
Voice of the Diamond Dawgs Enters Year 41

- Long-time MSU radio broadcaster **Jim Ellis** enters his 41st season as the play-by-play announcer for Mississippi State baseball, with his first season having been 1979.
- Ellis is tied for the second-longest tenured broadcaster in the Division I college baseball, trailing only Dave Nitz at Louisiana Tech (45 seasons). Ellis' 41 years are tied with Ole Miss' David Kellum and Southern Miss' John Cox.
- The new Dudy Noble Field features home and visiting radio booths inside the Jim Ellis Radio Suite, named for the iconic "Voice of the Diamond Dawgs."





Nothing Small About It



Redshirt-junior Ethan Small looks to become the sixth Bulldog pitcher to post a pair of 100-plus strikeout seasons in a career. He fanned 122 batters during the 2018 campaign and is well on his way to the century mark in 2019.

Raking in the Ks

- Redshirt-junior **Ethan Small** became just the 18th Mississippi State pitcher to record at least 100 strikeouts in one season during the 2018 campaign and is quickly closing in on the century mark in 2019.
- After missing the 2017 season due to injury, Small sat down 122 batters via strikeout in 2018, the seventh-highest total in State history. **MORE ON PAGE 11 SIDE BAR**
- With his sixth strikeout at No. 10 Arkansas, Small moved his named into rare company as the sixth Bulldog pitcher to strikeout 100-plus batters twice in a career.
- The other five Bulldogs to posted multiple 100-plus strikeout seasons in program history: **Jeff Brantley** (1984, 85), **Eric DuBose** (1995, 96, 97), **Matt Ginter** (1998, 99), **Konnor Pilkington** (2017, 18) and **B.J. Wallace** (1991, 92).
- Overall, Small has 256 career punch outs in 44 appearances. His season total sits at 114 in 11 starts (10.3 per start).

Fanning Double-Digit

- In his third season on the mound for State, **Ethan Small** opened the 2019 campaign with a then-career-high 11 strikeouts versus Youngstown State, including the first five batters he faced.
- He followed that up with a then-career-best 13 strikeouts in seven one-hit innings against No. 21 Southern Miss. He didn't walk a batter for the second-straight contest.
- He produced a career-best 15 Ks versus Alabama on April 12 in only six innings of work, with 15 of 18 outs ending at the plate.
- Small also has double-digit strikeout performances versus Maine (10) on March 8, at No. 4 Florida (11) on March 15, against LSU (10) on March 28, at Tennessee (11) on April 5 and versus No. 3 Georgia (11) on April 26.
- Of his nine-career double-digit strikeout games, eight of those have come in 2019.

NCAA Actives

- Even without moving into a starting role until his second year on the mound, redshirt-junior **Ethan Small** still ranks among the NCAA active leaders in a pair of categories.
- The Lexington, Tennessee native is among the active Division I career leaders in a pair of categories;

Rank	Statistic	Value
5	Strikeouts Per Nine Innings	12.97
13	Strikeouts	256

K to BB

- While the strikeout numbers have been impressive for redshirt-junior **Ethan Small**, he has also held down the walk numbers throughout his career.
- In 177 2/3 career innings pitched, Small has walked only 60 batters to 256 strikeouts. That equates into a 4.26 K-to-BB ratio.
- To start the 2019 campaign, Small went 80-straight plate appearances before issuing his first walk.

Small Owns Three National POTW Honors

- Redshirt-junior **Ethan Small** has earned three National Player of the Week recognitions during the 2019 season, grabbing Weekly Honor Roll accolades from Collegiate Baseball Newspaper each time. **MORE ON PAGE 14**
- His first honor came after striking out a career-high 13 batters in his week two start versus No. 21 Southern Miss. The left-hander allowed just one hit and hit a batter, with neither advancing to second base.
- Small's second honor came after an 11-strikeout outing against No. 4 Florida in Gainesville. The left-hander tossed six innings and allowed just two hits to earn his second-straight victory. He struck out at least one batter in each of his six innings, with multiple Ks in five of those frames.
- The third honor came after Small produced 15 of his 18 out via the strikeout in a six-inning start against Alabama. He scattered three hits and three walks, while not allowing a run in the outing. The fanned the first five batters he faced and added a string of seven-straight hitters retired - all by strikeout.

Small's Record Watch

100-plus Strikeout Seasons

Player (Season)	Strikeouts
1. Eric Dubose (1996)	174
2. B.J. Wallace (1992)	145
Eric Dubose (1997)	145
4. Gary Rath (1994)	141
5. Jeff Brantley (1985)	136
6. Chris Stratton (2012)	127
7. Ethan Small (2018)	122
8. Hank Thoms (1999)	121
9. Jeff Brantley (1984)	115
Dakota Hudson (2016)	115
11. Ethan Small (2019)	114
12. Konnor Pilkington (2017)	111
13. Eric Dubose (1995)	109
14. Jon Harden (1992)	108
Matt Ginter (1999)	108
16. Konnor Pilkington (2018)	107
17. B.J. Wallace (1991)	104
18. Frank Montgomery (1962)	102
19. Paul Maholm (2003)	101
Carlton Loewer (1993)	101
21. Matt Ginter (1998)	100
Jacob Lindgren (2014)	100
Ken Kurtz (1979)	100

Career Strikeouts

Player (Seasons)	Strikeouts
1. Eric DuBose (1995-97)	428
2. Jeff Brantley (1982-85)	364
3. Chris Stratton (2010-12)	279
4. Paul Maholm (2001-03)	273
5. B.J. Wallace (1990-92)	271
6. Matt Ginter (1996-99)	269
7. Mike Proffitt (1969-72)	265
8. Don Robinson (1975-78)	262
9. Carlton Loewer (1992-94)	261
10. Konnor Pilkington (2016-18)	260

-- Ethan Small (2016-present)	256

Pitching Potables

Record By Starter

Pitcher	Starts	Team Record
Cerantola, Eric	4	4-0
Eagan, Jack	1	1-0
Ginn, JT	11	9-2
James, Keegan	7	7-1
Plumlee, Peyton	10	7-3
Small, Ethan	11	8-3
Smith, Brandon	1	1-0

Quality Starts

Pitcher	Starts	Quality Starts	Steak
Cerantola, Eric	4	--	--
Eagan, Jack	1	--	--
Ginn, JT	11	4	--
James, Keegan	7	--	--
Plumlee, Peyton	10	2	1
Small, Ethan	11	9	4
Smith, Brandon	1	--	--

Starting Pitcher Run Support

Pitcher	Starts	Runs *	Runs Per Start
Cerantola, Eric	4	64	16.0
Eagan, Jack	1	7	7.0
Ginn, JT	11	92	8.3
James, Keegan	7	68	9.7
Plumlee, Peyton	10	70	7.0
Small, Ethan	11	79	7.1
Smith, Brandon	1	5	5.0

* - Runs are based on total runs scored by the team in each pitchers starts, not just runs scored while the starting pitcher is in the game.

'Penning It Down

Gordon's Scoreless Streak

- Graduate **Cole Gordon** nearly equaled the MSU record for consecutive scoreless innings pitched, as he ran a streak of 25 innings without giving up a run.
- Gordon's streak was just shy of **Jonathan Holder's** 27 1/3 innings of scoreless work during the 2012 season and ranks third in program history, just shy of **Bobby Reed's** 25 1/3-straight scoreless innings in 1988.
- The streak began with a scoreless ninth inning against Oklahoma in the fourth game of the 2018 Tallahassee Regional and ended with a one-out sacrifice fly versus Maine on March 10, 2019.
- During the stretch, Gordon has accomplished the following;
 - vs. Oklahoma (6/3): 6.0 IP, 7 H, 4 R, 2 BB, 10 K - **Win**
 - The final inning was scoreless, with 3K, 1 HPB, 1 BB at Vanderbilt (6/8): 3.1 IP, 1 H, 1 BB, 3 K
 - at Vanderbilt (6/10): 3.2 IP, 2 H, 3 BB, 7 K
 - vs. Washington (6/16): 0.1 IP, 1 H
 - vs. North Carolina (6/19): 3.0 IP, 1 H, 2 K - **Save**
 - vs. Oregon State (6/23): 4.1 IP, 1 H, 3 K
 - Youngstown State (2/15): 1.0 IP, 2 K - **Win**
 - UAB (2/20): 2.0 IP, 2 H, 1 BB, 4 K - **Save**
 - Southern Miss (2/24): 2.0 IP, 3 BB, 2 K - **Win**
 - vs. Sam Houston State (3/1): 1.0 IP, 1 H, 1 K - **Save**
 - vs. Texas Tech (3/2): 1.0 IP, 2 K - **Save**
 - East Carolina (3/5): 1.0 IP, 4 K - **Save**
 - Maine (3/10): 1.0 IP, 2 K
- During the streak, Gordon allowed nine hits, nine walks and hit one batter. He struck out 35 to go along with a 3-0 record and five saves in the 10 appearances.
- Along with his work on the mound, Gordon also wears the SEC Graduate patch, signifying an SEC student-athlete that has already completed their degree.
- He owns degrees in business administration and marketing. Gordon is currently working towards his MBA.

A Trusty 'Pen

- Everyone needs a trust pen. Be it for note taking, making a grocery list or, as a head baseball coach, somewhere you can go to get big outs late in games.
- Through 45 games, the Mississippi State bullpen has been just that for head coach **Chris Lemonis** and pitching coach **Scott Foxhall**, posting a 3.95 ERA.
- The 'pen has posted 16 wins and collected 11 saves. Fourteen relievers have racked up 200 2/3 innings to help the Dawgs to a 36-9 record. **MORE ON PAGE 13 & 27**
- Fourteen different relievers have combined to allow just 88 earned runs on 174 hits. The group owns 240 strikeouts and 84 walks.

Liebelt Thriving as a Senior

- Senior **Jared Liebelt** (Lee-belt) spent his first two collegiate seasons at Waubesa (Ill.) Community College, before the Aurora, Illinois native made his way to Starkville.
- After appearing in 12 games during the 2018 campaign and throwing just 13 innings, Liebelt has enjoyed a breakout senior season.
- His 2018 campaign featured 21 runs (19 earned) on 21 hits. He walked eight batters and struck out seven.
- In 2019, Liebelt surpassed his strikeout total from the previous season by appearance No. 5 and enters the week with 21 appearances.
- On the season, the right hander has 24 strikeouts and just six walks in 33 1/3 innings. He has allowed just 32 hits.
- Below is a look at his two seasons at MSU;

	App	IP	H	R	ER	BAA	BB	K	HBP
2018	12	13.0	21	21	19	.362	8	7	7
2019	21	33.1	32	14	11	.250	6	24	2





Pen Production

Below is a listing of decisions (win or loss), holds and saves from the Mississippi State bullpen in 2019.

NOTE: A hold occurs when a relief pitcher enters the game in a save situation and maintains the team's lead, while recording at least one out. In order for a pitcher to be credited with a hold one of two conditions must be met: 1) He enters with a lead of three runs or less and maintains that lead while recording at least one out. 2) He enters the game with the tying run on-deck, at the plate or on the bases, and records an out.

Opponent (Date)	Result	Pitcher	Line	Opponent (Date)	Result	Pitcher	Line
Youngstown State (2/15)	Win (1)	Gordo, Cole	1.0 IP, 2 K	LSU (3/28)	Save (7)	Gordon, Cole	1.1 IP, 1 H, 3 K
UAB (2/20)	Win (1)	Self, Riley	1.0 IP, 1 BB	ULM (4/3)	Win (1)	Smith, Brandon	0.2 IP, 1 H
UAB (2/20)	Save (1)	Gordon, Cole	2.0 IP, 2 H, 1 BB, 4 K	at Tennessee (4/5)	Win (2)	Barlow, Trysten	1.0 IP
Southern Miss (2/22)	Loss (1)	Barlow, Trysten	1.0 IP, 1 R, 1 ER, 1 BB, 1 K	at Tennessee (4/7)	Win (1)	James, Keegan	3.0 IP, 1 H, 1 R, 1 ER, 1 K
Southern Miss (2/24)	Win (2)	Gordon, Cole	2.0 IP, 3 BB, 2 K	at Tennessee (4/7)	Hold (4)	Barlow, Trysten	2.0 IP, 3 H, 2 R, 2 ER, 2 K
vs. Sam Houston State (3/1)	Win (1)	Barlow, Trysten	0.1 IP, 1 K	at Tennessee (4/7)	Save (3)	Liebelt, Jared	3.0 IP, 2 H, 2 K
vs. Sam Houston State (3/1)	Save (2)	Gordon, Cole	1.0 IP, 1 H, 1 K	South Alabama (4/10)	Win (2)	Smith, Brandon	2.1 IP, 4 H, 2 R, 2 ER
vs. Texas Tech (3/2)	Hold (1)	White, Colby	1.0 IP, 2 K	South Alabama (4/10)	Hold (2)	Self, Riley	2.0 IP, 4 H, 2 R, 2 ER, 2 K
vs. Texas Tech (3/2)	Save (3)	Gordon, Cole	1.0 IP, 2 K	South Alabama (4/10)	Save (8)	Gordon, Cole	2.0 IP, 1 H, 1 BB, 4 K
East Carolina (3/5)	Hold (1)	Eagan, Jack	1.0 IP, 1 H	Alabama (4/13)	Hold (1)	James, Keegan	1.2 IP, 1 H, 1 R, 1 ER, 1 BB, 2 K
East Carolina (3/5)	Hold (1)	Plumlee, Peyton	3.0 IP, 1 H, 1 R, 1 ER, 1 BB, 4 K	Alabama (4/13)	Hold (5)	Barlow, Trysten	1.1 IP, 1 H, 1 K
East Carolina (3/5)	Hold (1)	Barlow, Trysten	1.0 IP, 1 H, 3 K	Texas Southern (4/16)	Win (2)	White, Colby	1.0 IP, 1 K
East Carolina (3/5)	Hold (2)	White, Colby	1.0 IP, 1 K	vs. Ole Miss (4/23)	Win (3)	Barlow, Trysten	1.1 IP, 1 H, 2 K
East Carolina (3/5)	Save (4)	Gordon, Cole	1.0 IP, 4 K	Georgia (4/28)	Hold (3)	Liebelt, Jared	1.1 IP, 2 H, 1 R, 1 ER, 1 K
Arkansas-Pine Bluff (3/6)	Hold (1)	Self, Riley	2.0 IP, 1 H, 1 K	Georgia (2/28)	Hold (1)	Gordon, Cole	0.1 IP, 1 BB, 1 K
Arkansas-Pine Bluff (3/6)	Hold (1)	Price, Spencer	1.0 IP, 2 BB				
Arkansas-Pine Bluff (3/6)	Hold (1)	Smith, Brandon	1.0 IP, 1 H, 1 K				
Maine (3/8-1)	Save (1)	Liebelt, Jared	3.0 IP, 4 H, 1 R, 1 ER, 3 K				
Maine (3/8-2)	Hold (2)	Smith, Brandon	1.0 IP, 2 K				
Maine (3/10)	Win (1)	White, Colby	1.0 IP, 1 K				
Maine (3/10)	Save (5)	Gordon, Cole	1.0 IP, 2 H, 1 R, 1 ER, 1 BB				
Grambling (3/13)	Win (3)	Cerantola, Eric	2.0 IP, 1 R, 0 ER, 3 BB, 4 K				
at Florida (3/15)	Hold (1)	Liebelt, Jared	1.0 IP, 1 K				
at Florida (3/15)	Hold (3)	White, Colby	1.0 IP, 2 H, 1 R, 1 ER				
at Florida (3/16)	Save (2)	Liebelt, Jared	2.2 IP, 1 H, 1 R, 1 ER, 2 K				
Little Rock (3/19)	Win (1)	Eagan, Jack	1.1 IP, 1 BB, 3 K				
Little Rock (3/19)	Hold (3)	Smith, Brandon	4.0 IP, 1 H, 1 BB, 5 K				
at Samford (3/20)	Win (1)	Spring, Tyler	2.0 IP, 1 H, 3 K				
at Samford (3/20)	Hold (2)	Barlow, Trysten	1.0 IP, 1 K				
at Samford (3/20)	Hold (4)	White, Colby	1.0 IP, 1 H, 2 K				
at Samford (3/20)	Save (6)	Gordon, Cole	1.0 IP, 3 K				
Auburn (3/22)	Hold (2)	Liebelt, Jared	0.2 IP, 2 H, 2 R, 2 ER				
Auburn (3/22)	Hold (3)	Barlow, Trysten	0.1 IP, 1 K				
Auburn (3/22)	Blown Save (1)/Loss (1)	White, Colby	1.0 IP, 3 H, 2 R, 2 ER, 2 K				
Auburn (3/24)	Win (3)	Gordon, Cole	3.0 IP, 4 H, 3 R, 3 ER, 1 BB, 3 K				
Mississippi Valley State (3/26)	Win (1)	Liebelt, Jared	0.1 IP, 1 K				
Mississippi Valley State (3/26)	Hold (5)	White, Colby	1.0 IP, 1 K				
Mississippi Valley State (3/26)	Hold (2)	Eagan, Jack	2.0 IP, 6 K				

Individual Relief Breakdown

Name	Win	Hold/Save	Loss/Blown Save	Name	Win	Hold/Save	Loss/Blown Save	Name	Win	Hold/Save	Loss/Blown Save
Barlow, Trysten	3	5/--	1/--	James, Keegan	1	1/--	--/--	Self, Riley	1	2/--	--/--
Cerantola, Eric	1	--/--	--/--	Liebelt, Jared	1	3/3	--/--	Smith, Brandon	2	3/--	--/--
Eagan, Jack	1	2/--	--/--	Plumlee, Peyton	--	1/--	--/--	Spring, Tyler	1	--/--	--/--
Gordon, Cole	3	1/8	--/--	Price, Spencer	--	1/--	--/--	White, Colby	2	5/--	1/1



Honors Tracker

Tanner Allen

Preseason All-SEC (First Team - Coaches)
Collegiate Baseball Newspaper National Weekly Honor Roll (Feb. 18)
Perfect Game National Hitter of the Week (Feb. 18)

Justin Foscue

Frisco Classic All-Tournament Team (March 3)

JT Ginn

Baseball America Preseason All-America (2nd Team)
SEC Co-Freshman of the Week (Feb. 25)
Frisco Classic MVP (March 3)
SEC Co-Freshman of the Week (March 4)
Perfect Game Midseason National Freshman of the Year

Cole Gordon

NCBWA Stopper of the Year Preseason Watch List
Mississippi State University Master's Graduate Service Assistant of the Year
NCBWA Stopper of the Year Midseason Watch List

Elijah MacNamee

Frisco Classic All-Tournament Team (March 3)
SEC Player of the Week (March 18)

Jake Mangum

Golden Spikes Award Preseason Watch List
Collegiate Baseball Newspaper Preseason All-America (first team)
NCBWA Preseason All-America (first team)
D1Baseball Preseason All-America (second team)
Perfect Game (third team)
D1Baseball's top returning senior
Preseason All-SEC (First Team - Coaches)
Perfect Game Midseason All-America (first team)
D1Baseball Midseason All-American (first team)
Golden Spikes Award Midseason Watch List
Senior CLASS Award Finalist
SEC Player of the Week (April 29)

Spencer Price

NCBWA Stopper of the Year Preseason Watch List

Dustin Skelton

Buster Posey Award Watch List

Ethan Small

Collegiate Baseball Newspaper National Weekly Honor Roll (Feb. 25)
Collegiate Baseball Newspaper National Weekly Honor Roll (March 18)
Collegiate Baseball Newspaper National Weekly Honor Roll (April 15)
Golden Spikes Award Midseason Watch List

Jordan Westburg

SEC Player of the Week (March 25)
Perfect Game Midseason All-America (second team)

Honor System

SEC Awards Rolling In

- Mississippi State has earned five SEC weekly awards in 2019, with **Elijah MacNamee**, **Jake Mangum** and **Jordan Westburg** each garnering SEC Player of the Week, and **JT Ginn** grabbing a pair of SEC Freshman of the Week honors.
- The four weekly honors are tied for third most in program history for a season;
 - 6 - 2016 (2 Player, 3 Pitcher, 1 Freshman)
 - 5 - 2019 (3 Player, 2 Freshman)**
 - 2012 (3 Pitcher, 3 Freshman)
 - 4 - 2007 (1 Player, 1 Pitcher, 2 Freshman)
 - 1985 (4 Player)
- With MacNamee, Mangum and Westburg each earning SEC Player of the Week, it marks the first time in school history that three different Diamond Dawgs win the SEC's Player of the Week award in the same season.
- With MacNamee and Westburg winning the award in back-to-back weeks, it marked the fourth time in program history a MSU student-athlete won the award in consecutive weeks;
 - 1985 - Brantley (March 12), Will Clark (March 19 & 26)
 - 2013 - Hunter Renfroe (April 15), Nick Ammirati (April 22)
 - 2017 - Brent Rooker (April 7 & 12)
- For Ginn, he is just the third Diamond Dawg since the SEC began awarding the FOTW award in 2006 to claim multiple awards, joining;
 - Brandon Turner (2007)
 - Daryl Norris (2011)

Ginn Grasps Back-to-Back SEC FOTW Honors

- Freshman **JT Ginn** grabbed back-to-back Southeastern Conference Co-Freshman of the Week honors in weeks two and three of the 2019 season.
- The rookie collected victories over back-to-back ranked opponents, defeating No. 21 Southern Miss and No. 8 Texas Tech.
- He fired off seven innings of three-hit, two-run baseball to earn a victory over Texas Tech on Saturday, March 2. Ginn fanned eight batters and walked only one in the outing. The Red Raiders were averaging 11.2 hits and 9.3 runs per game entering the weekend, but Ginn was able to scatter three hits, as he retired 12-straight batters from the second inning to the sixth inning.
- Against Southern Miss, Ginn tossed seven shutout innings and allowed just two hits and walked one batter. He struck out a career-high nine and didn't face more than four hitters in any inning.

MacNamee Earns SEC Player of the Week

- Senior **Elijah MacNamee** collected multiple hits in each of his four starts during the fifth week of the season, as he earned Southeastern Conference Player of the Week.
- MacNamee helped the Diamond Dawgs to a 3-1 week, including a SEC-opening series win over a top-five Florida program on the road.
- The senior opened the week with a five-RBI showing against Grambling, including a sixth-inning grand slam.
- In the series opener at Florida, MacNamee made two of the biggest plays in the game, running down a flyball for the final out of the eighth to save a run from scoring. He then belted a two-RBI double in the ninth, which would account for the eventual game-winning runs. He contributed a career-high-tying three hits in the first game of a doubleheader, including a home run and a double and chipped in a pair of singles in the finale.
- The player of the week honor is the first for a Diamond Dawg since the 2017 season, when **Brent Rooker** claimed the award on three occasions.

Westburg Earns SEC Player of the Week

- Sophomore **Jordan Westburg** hit .583 to help Mississippi State to a series win over No. 16 Auburn and for his efforts was named the Southeastern Conference Player of the Week.
- In five total games between March 18-24, Westburg led the Diamond Dawgs with a .556 batting average and reached base in all five games to help MSU to a 4-1 week.
- His .571 on-base percentage for the week was tied for tops on the team and he piled up 11 RBIs. Westburg posted multiple hits in four of the five contests and ran his reached base streak to nine games after finding his way on base in all five games.
- He opened the week with a three-hit contest, scoring twice and driving in two runs against Little Rock, before reaching base just once at Samford – via walk.
- The New Braunfels, Texas had a monster weekend against Auburn, hitting .583 (7-of-12) to lead the Bulldogs in the three-game series and reached base at a .647 clip. He had multiple hits in each game versus the Tigers and reached base at least three times in each contest.
- He posted at least one extra base hit in all three games versus Auburn, including a double and home run in each of the final two contests. To cap his impressive weekend, Westburg drove in the eventual game winning run with an RBI double in the eighth inning to break a 15-15 tie and give MSU its second-straight SEC series win.

Mangum Earns First SEC Player of the Week Honor

- Senior **Jake Mangum** helped Mississippi State to a perfect 4-0 week against ranked opponents and became the SEC's career hits leader during a series sweep over then-No. 3 Georgia to earn his first-career SEC Player of the Week honor.
- Mangum broke an SEC record that stood for nearly 21 years on Saturday (April 27) versus Georgia with his 353rd career hit. That hit broke the conference's career hits record, which was previously held by LSU's **Eddie Furniss** (352; 1995-98). Most impressive, Mangum accomplished his 353rd hit in his 239th game, while Furniss did so in 265 games.
- Mangum became the SEC's career hits leader with his second of three hits in the middle game of the series with Georgia. The senior reached base three times in each game versus the Bulldogs, while finding himself on base twice in his fourth-straight Governor's Cup victory on Tuesday. Mangum also scored a run in each game of the week.
- After reaching twice in the midweek tilt with Ole Miss, Mangum found himself on base in his first eight plate appearances on the weekend (five singles, two walks and one fielder's choice), scoring four times. He tied his career high with two walks in both the series opener and series finale.
- In the middle game of the series, Mangum's second-inning single gave him 353 hits for his career, which pushed him past Furniss on the SEC's career hits list. He added two walks and a base hit in the series finale, scoring twice. He also stole his 20th base of the year, moving into a tie for 12th on the MSU single season charts.



Skelton on Posey Watch List

- Junior catcher **Dustin Skelton** is one of 79 Division I catchers named to the Buster Posey Award Watch List, which is awarded by the Greater Wichita Area Sports Commission.
- Skelton is among the initial candidates for the National Collegiate Catcher of the Year Award, formerly the Johnny Bench Award, which honors the nation's top Division I catcher as voted on by head coaches and sports information directors.
- Former MSU catcher Edward Easley won the prestigious award following a stellar 2007 campaign, which also saw him drafted in the first round of the Major League Baseball Draft.

Trio Earns Midseason Honors from Perfect Game

- Perfect Game honored three Diamond Dawgs with midseason awards, as freshman **JT Ginn** earned the publication's Midseason National Freshman of the Year, while senior **Jake Mangum** was a first-team midseason All-American pick and sophomore **Jordan Westburg** earned second-team midseason All-American.
- After winning his first six starts on the mound, Ginn was named top freshman at the season's mid-way point by Perfect Game. The rookie started seven games on the mound during the first half of the season, with four of those quality starts
- Among the victories that made up his 6-1 overall mark at the middle point of 2019, the right hander posted four wins over ranked foes, including No. 21 Southern Miss, No. 8 Texas Tech, No. 4 Florida and No. 16 Auburn.
- Arguably the best leadoff hitter in the NCAA, Mangum posted 53 hits through the first half of 2019. Mangum is the NCAA active leader in hits, while he is chasing the Mississippi State and Southeastern Conference hits records. Westburg hit the mid-way point of the season having already surpassed his career totals for hits (44), runs (35), RBIs (33), doubles (13), triples (2), home runs (5) and walks (15). He had also been hit-by-pitch seven times.
- He carried a pair of double-digit reached base streaks during the first half of 2019, with a 14-game stretch to start the season and a current 14-game streak.

Three Earn Frisco Classic Honors

- After finishing the Frisco Classic at 2-0, three Diamond Dawgs were honored with all-tournament honors, as **JT Ginn** was named the MVP of the event, and **Justin Foscoe** and **Elijah MacNamee** each earned all-tournament nods.
- Ginn fired off seven innings of three-hit, two-run baseball in his third career start to improve to 3-0 with a victory over No. 3 Texas Tech on Saturday afternoon. The right hander fanned eight batters and walked only one in the outing.
- Foscoe led MSU with a .500 (4-for-8) average at the event. His four hits were the most for a Bulldog and he scored the game-winning run vs. Sam Houston State after leading off the eighth inning with a double down the left-field line.
- MacNamee hit .333 (2-for-6) at the Frisco Classic, but owned a .556 on-base percentage with two walks and a hit-by-pitch. He scored two runs and drove in one RBI on the weekend.

Allen Earns National POTW Honors

- Sophomore **Tanner Allen** opened the 2019 season with a bang against Youngstown State to earn national honors from a pair of publications.
- Allen** had a monster opening weekend for the Diamond Dawgs, hitting .538 with five extra base hits and 13 RBIs versus Youngstown State. Of his seven hits, five went for extra bases, including the two home runs, to account for 16 total bases on the weekend.
- For his efforts, Allen earned Perfect Game National Hitter of the Week and was named to the Collegiate Baseball Newspaper National Player of the Week Honor Roll. **MORE ON PAGE 4**

State to The Show

Diamond Dawgs Playing in Major League Baseball

Name (Yrs. at MSU)	Pos.	Organization
Adam Frazier (2011-13)	IF	Pittsburgh Pirates
Kendall Graveman (2010-13)	RHP *	Chicago Cubs
Jonathan Holder (2010-13)	RHP	New York Yankees
Dakota Hudson (2014-16)	RHP	St. Louis Cardinals
Nathaniel Lowe (2016)	IF	Tampa Bay Rays
Mitch Moreland (2005-07)	IF	Boston Red Sox
Hunter Renfro (2011-13)	RF	San Diego Padres
Chris Stratton (2010-12)	RHP	Los Angeles Angels
Brandon Woodruff (2012-14)	LHP	Milwaukee Brewers

* - Part of 40-man roster, but on injured list.

Diamond Dawgs in Minor League Baseball

Name (Yrs. at MSU)	Pos.	Organization (Level)
Jacob Billingsley (2014-18)	RHP	Houston Astros (A-SS)
Ben Bracewell (2010-14)	RHP	Oakland Athletics (AA)
Daniel Brown (2015-16)	LHP	Milwaukee Brewers (AA)
Gavin Collins (2014-16)	C	Cleveland Indians (A+)
J.P. France (2018)	RHP	Houston Astros (A+)
Ryan Gridley (2015-2017)	IF	Oakland Athletics (A)
Zac Houston (2014-16)	RHP	Detroit Tigers (AAA)
Reid Humphreys (2014-16)	RHP	Colorado Rockies (AA)
Jack Kruger (2016)	C	Los Angeles Angels (AA)
Zach Neff (2018)	LHP	Minnesota Twins (A)
Rafael Palmeiro (1983-85)	---	Cleburne (Ind.)
Konnor Pilkington (2016-18)	LHP	Chicago White Sox (A)
Jacob Robson (2013-16)	CF	Detroit Tigers (AAA)
Brent Rooker (2014-2017)	IF	Minnesota Twins (AAA)
Austin Sexton (2014-16)	RHP	St. Louis Cardinals (A+)
Hunter Stovall (2016-18)	IF	Colorado Rockies (A)

Diamond Dawgs Coaching in Professional Baseball

Name (Yrs. at MSU)	Organization	Team (Level)
Travis Chapman (1997-2000)	New York Yankees	Scranton Wilkes-Barre (AAA)
Chris Maloney (1982-83)	Atlanta Braves	Mississippi (AA)
Chris Young (2000-02)	Philadelphia Phillies	Philadelphia (MLB)

Diamond Dawgs Working in Professional Baseball

Name (Yrs. at MSU)	Organization	Role
Jeff Brantley (1982-85)	Cincinnati Reds	Broadcaster
Will Clark (1983-85)	San Francisco Giants	Special Assistant

Gordon's Graduate Award

Already with undergraduate degrees in business administration and marketing from Mississippi State University, graduate student **Cole Gordon** spent the 2018-19 academic year working as a Graduate Service Assistant in the Office of the Graduate School, and for his efforts was named the Masters Graduate Service Assistant of the Year.

Working towards a Master of Business Administration degree, Gordon was nominated, and ultimately selected for the award by a faculty committee. One graduate is awarded per year, with Gordon earning the distinction in 2018-19.

Recognized for his outstanding contributions and significant productivity and growth of Mississippi State University through his service in the Office of the Graduate School, he was recognized at the annual Graduate Student Association Awards Banquet.

Gordon is on pace to complete his MBA in Summer 2019. A five-time President's Scholar (3.80 GPA of higher) and three-time Dean's Scholar (3.50-3.79 GPA), Gordon is a three-time SEC Academic Honor Roll selection, while also earning SEC First Year Honor Roll as a freshman.



Going Yard

Below is a listing of all of the home runs for the 2019 season, including expanded data for those home runs that MSU hits at home.

Gm	Name	Inn.	On Base	Exit Velocity	Launch Angle	Distance
1	Tanner Allen	6	1	97	32	369 feet
1	Elijah MacNamee	8	2	97	31	365 feet
2	Tanner Allen	2	2	97	29	365 feet
3	Justin Foscue *	2	--	101	30	375 feet
3	Hayden Jones	5	--	104	31	400 feet
6	Justin Foscue *	2	--	99	27	376 feet
6	Dustin Skelton	5	1	101	29	402 feet
6	Dustin Skelton *	7	--	97	27	397 feet
8	Marshall Gilbert *	3	--	102	29	375 feet
8	Justin Foscue	3	1	101	21	372 feet
9	Justin Foscue	1	4	102	27	397 feet
9	Gunner Halter *	2	--	96	22	323 feet
14	Jordan Westburg	5	2	104	22	410 feet
15	Dustin Skelton	2	1	101	28	385 feet
16	Dustin Skelton	4	--	103	36	381 feet
16	Justin Foscue	5	2	98	36	360 feet
17	Elijah MacNamee	5	3	95	30	380 feet
18	Justin Foscue *	5	--	--	--	--
19	Jake Mangum ^	1	--	--	--	--
19	Tanner Allen *	4	--	--	--	--
19	Elijah MacNamee	6	--	--	--	--
24	Jordan Westburg	8	--	107	22	409 feet
25	Jordan Westburg	5	1	105	26	405 feet
25	Dustin Skelton	8	2	101	34	388 feet
26	Justin Foscue	2	--	104	22	371 feet
26	Jordan Westburg	3	2	98	28	365 feet
27	Justin Foscue	3	2	97	31	392 feet
27	Elijah MacNamee *	5	--	104	31	388 feet
27	Justin Foscue	5	--	96	30	373 feet
28	Jordan Westburg	5	1	103	28	408 feet
29	Rowdey Jordan	9	1	94	43	331 feet
30	Dustin Skelton	1	3	96	29	335 feet
30	Tanner Allen	1	--	100	20	370 feet
33	Rowdey Jordan *	3	--	--	--	--
33	Tanner Allen	5	2	--	--	--
34	Justin Foscue	2	--	104	26	406 feet
34	Tanner Allen	7	2	104	21	410 feet
35	Jordan Westburg	2	2	96	35	358 feet
36	Elijah MacNamee	7	1	102	27	361 feet
36	Dustin Skelton	7	2	100	34	399 feet
36	Marshall Gilbert *	8	--	105	22	407 feet
37	Marshall Gilbert	5	--	98	30	380 feet
38	Dustin Skelton	8	2	100	41	373 feet
39	Rowdey Jordan *	5	--	96	23	345 feet
39	Elijah MacNamee *	9	--	103	29	403 feet
40	Justin Foscue	5	2	101	29	390 feet
42	Rowdey Jordan *	5	--	--	--	--
43	Dustin Skelton	6	2	91	36	341 feet
44	Justin Foscue	1	2	100	22	365 feet
44	Rowdey Jordan	3	--	98	29	374 feet

50 total home runs in 2019

(* - Home run led off an inning | ^ - Leadoff home run (bottom/top 1st)

NOTE: Data not included for games at Florida, Samford or Tennessee. No data included for Governor's Cup game vs. Ole Miss.

The Last Time...

- SEC Tournament | % - NCAA Regional | ^ - NCAA Super Regional | S - College World Series

A MISSISSIPPI STATE TEAM...

Won 15+ Consecutive Games	17 - Feb. 15-March 8, 2013
Won 10+ Consecutive Games	14 - Feb. 23-March 16, 2019
Won 10+ Consecutive SEC Games	12 - April 30-May 25, 2016
Won 5+ Consecutive SEC Games	6 - March 24-April 1, 2017
Lost 5+ Consecutive Games	6 - May 7-16, 2015
Lost 5+ Consecutive SEC Games	6 - May 7-16, 2015
Swept a Three-Game Series	Georgia; April 26-28, 2019
at Home	Georgia; April 26-28, 2019
on The Road	at Ole Miss; March 30-April 1, 2017
Swept a Non-Conference Three-Game Series	Maine; March 8-10, 2019
at Home	Maine; March 8-10, 2019
on The Road	at Hawaii-Hilo; 1985
Swept a Three-Game SEC Series	Georgia; April 26-28, 2019
at Home	Georgia; April 26-28, 2019
on The Road	at Ole Miss; March 30-April 1, 2017
Was Swept in a Three-Game Series	at Arkansas; April 18-20, 2019
at Home	Vanderbilt; March 16-18, 2018
on The Road	at Arkansas; April 18-20, 2019
Was Swept in a Three-Game Non-Conference Series	at Southern Miss; Feb. 16-18, 2018
at Home	Southeastern Louisiana; Feb. 26-28, 2010
on The Road	at Southern Miss; Feb. 16-18, 2018
Was Swept in a Three-Game SEC Series	at Arkansas; April 18-20, 2019
at Home	Vanderbilt; March 16-18, 2018
on The Road	at Arkansas; April 18-20, 2019
Played An Extra-Inning Game	W, 6-3 (11 innings) - at Tennessee; April 5, 2019
Won An Extra-Inning Game	W, 6-3 (11 innings) - at Tennessee; April 5, 2019
Lost An Extra-Inning Game	L, 0-1 (10 innings) - Southern Miss; Feb. 22, 2019
Played Consecutive Extra-Inning Games	May 4-5, 2018; at Alabama, W, 14-12 (10 innings) and L, 3-4 (10 innings)
Won Consecutive Extra-Inning Games	May 10-11, 2014; Tennessee, W, 1-0 (10 innings) and W, 4-3 (12 innings)
Won on a Walk-Off	W, 4-3 - Southern Miss, Feb. 24, 2019
	Tanner Allen RBI double in the ninth inning
Won Consecutive Games Via A Walk-Off	May 10-11, 2014; Tennessee, W, 1-0 (10 innings) and W, 4-3 (12 innings)
	Seth Heck RBI single in the 10th inning
	Cody Walker bases loaded walk in the 12th inning

A MISSISSIPPI STATE OFFENSE...

Scored 30+ Runs	32 - Jackson State; April 29, 1988
Scored 25+ Runs	27 - Alcorn State; April 20, 2010
Scored 20+ Runs	21 - ULM; April 3, 2019
Scored 15+ Runs	19 - Georgia; April 26, 2019
Scored 10+ Runs In An Inning	10 - ULM; April 3, 2019
Scored 9+ Runs In An Inning	10 - ULM; April 3, 2019
Scored 8+ Runs In An Inning	10 - ULM; April 3, 2019
Had 30+ Hits	30 - Kentucky; April 30, 1989
Had 25+ Hits	26 - Little Rock; Feb. 28, 1999
Had 20+ Hits	21 - Auburn; March 24, 2019
Had 20+ Hits in Back-to-Back Games	Auburn (20, 21); March 23-24, 2019
Had 6+ Home Runs	6 - at UAB; March 18, 2008
Had 5+ Home Runs	5 - Alabama; May 2, 2009
Hit Back-To-Back Home Runs	1st Inning, Dustin Skelton (Grand Slam)/Tanner Allen (Solo) - ULM; April 3, 2019
Hit Back-To-Back-To-Back Home Runs	8th Inning, Russ Sneed (2R HR)/Connor Powers (Solo)/Ryan Duffy (Solo); Alabama, May 3, 2009
Had 3+ Triples	3 - Southern Cal; March 14, 2004
Had 8+ Doubles	8 - Auburn; March 24, 2019
Had 7+ Doubles	7 - Georgia; April 26, 2019
Had 6+ Doubles	7 - Georgia; April 26, 2019
Had 10+ Walks	13 - Georgia; April 26, 2019
Had 9+ Stolen Bases	10 - Arkansas-Pine Bluff; March 18, 2017
Had 8+ Stolen Bases	10 - Arkansas-Pine Bluff; March 18, 2017
Didn't Strikeout in a Game	Jackson State; Feb. 26, 2019
Had Two or Fewer Strikeouts	2 - South Alabama; April 10, 2019
Was Shut Out	Southern Miss (0-1); Feb. 22, 2019
at Home	Southern Miss (0-1); Feb. 22, 2019
on The Road	at LSU (0-4); March 31, 2018
Back-To-Back Games	Auburn (0-5, 0-4); March 27-28, 2015
Three-Straight Games	vs. Southern Miss (0-3); March 24, 2018 and Auburn (0-5, 0-4); March 27-28, 2015



A MISSISSIPPI STATE PITCHING STAFF...

Held Opponent To 1 Hit	Akron; Feb. 18, 2011
Held Opponent To 2 Hits	Texas Southern; April 16, 2019
Struck Out 20+ Batters	Not Since At Least 2004
Struck Out 15+ Batters	15 - Georgia; April 26, 2019
Did Not Issue A Walk	at Tennessee; April 7, 2019
Shut Out An Opponent	Alabama; April 12, 2019
at Home	Alabama; April 12, 2019
on The Road	at Auburn; May 13, 2016 (4-0)
Neutral Site Game	vs. Washington; June 16, 2018 \$
Postseason Game	vs. Washington; June 16, 2018 \$
Recorded Back-To-Back Shutouts	2016 (Nicholls State, Feb. 28 [8-0] and Alcorn State, March 1 [14-0])
Shut Out An SEC Opponent	Alabama; April 12, 2019 (6-0)
at Home	Alabama; April 12, 2019 (6-0)
On The Road	at Auburn; May 13, 2016 (4-0)
Neutral Site	vs. Georgia; May 24, 2017 (3-0) #

A MISSISSIPPI STATE BATTER HAD...

Hit for the Cycle	Brad Freeman; South Alabama, Feb. 17, 1998
Walk-Off Hit	Tanner Allen; Southern Miss; Feb. 24, 2019
8+ At-Bats	8 - Adam Frazier & Brett Pirtle; vs. Missouri, May 21, 2013 #
6+ Hits	6 - Adam Frazier; at Virginia, June 8, 2013
5+ Hits	5 - Jake Mangum; ULM; April 3, 2019
4+ Hits	4 - Tanner Allen; Alabama; April 14, 2019
2+ Hits In An Inning	Jake Mangum (1B, 1B) & Brad Cumbest (1B, 1B) (4th inning); ULM; April 3, 2019
5+ Runs	5 - Jon Knott; Little Rock, Feb. 28, 1999
4+ Runs	4 - Rowdey Jordan; Georgia, April 26, 2019
3+ Doubles	3 - Justin Foscue; Georgia, April 26, 2019
2+ Triples	2 - C.T. Bradford; at Arizona, March 9, 2014
3+ Home Runs	3 - Brent Rooker; vs. Kentucky, April 8, 2017
2+ Home Runs	2 - Justin Foscue; LSU, March 28, 2019
Inside-The-Park Home Run	Cody Brown; vs. Kentucky, April 7, 2017
Pinch Hit Home Run	Cole Gordon; vs. South Alabama, June 4, 2017
Leadoff Home Run (Top or bottom of 1st inning)	Jake Mangum (Top 1st); at Florida-1, March 16, 2019
Walk-Off Home Run	Elijah MacNamee (2-run HR); at Vanderbilt, June 8, 2018
Hit a Grand Slam	Dustin Skelton; ULM; April 3, 2019
Multiple Grand Slams	Never
A Pinch Hit Grand Slam	Never
10+ RBIs	11 - Jason Nappi; at UAB, March 18, 2008
9+ RBIs	9 - Ryan Duffy; vs. Jackson State, April 6, 2010
8+ RBIs	8 - Brent Rooker; vs. Indiana State, Feb. 24, 2017
7+ RBIs	7 - Jordan Westburg; vs. North Carolina, June 19, 2018 \$
10+ Total Bases	13 - Brent Rooker; vs. Kentucky, April 8, 2017
4+ Walks	4 - Seth Heck; vs. Marshall, Feb. 21, 2015
3+ Walks	3 - Rowdey Jordan; Georgia, April 26, 2019
4+ Stolen Bases	4 - Derrick Armstrong; vs. Michigan State, March 1, 2014
3+ Stolen Bases	3 - Brent Rooker; vs. Arkansas-Pine Bluff, March 14, 2017
Stole Home	Hunter Stovall; vs. Alcorn State, March 1, 2016
3+ Hit By Pitches	3 - Jordan Westburg; Youngstown State-2, Feb. 16, 2019

A MISSISSIPPI STATE PITCHER HAD...

A Perfect Game	J.T. Peatross; Mississippi College (1-0), 1918
A No-Hitter	Gene Morgan; at Hawaii-Hilo (2-0), April 6, 1985
A Complete Game	Jacob Billingsley; at Southern Miss (8-1), June 6, 2017 %
Complete-Game 1-Hitter	Unknown
Complete-Game 2-Hitter	Ricky Bowen; vs. Ole Miss, March 16, 2008
Consecutive Complete Games	Dakota Hudson; 2016 (at Auburn (4-0), May 13 and Arkansas (7-0), May 19)
A Complete-Game Shutout	Dakota Hudson; vs. Arkansas (7-0), May 19, 2016
at Home	Dakota Hudson; vs. Arkansas (7-0), May 19, 2016
On The Road	Dakota Hudson; at Auburn (4-0), May 13, 2016
SEC Game	Dakota Hudson; vs. Arkansas (7-0), May 19, 2016
as a Freshman	Scott Tanksley; vs. Mississippi College (6-0), April 20, 1993
Postseason Game	B.J. Wallace; vs. Nicholls State (1-0), May 21, 1992 %
17+ Strikeouts	17 - Chris Stratton; at LSU, March 16, 2012
15+ Strikeouts	15 - Ethan Small; Alabama, April 14, 2019
10+ Strikeouts	11 - Ethan Small; Georgia, April 26, 2019
Recorded Two Saves In One Day	Trevor Fitts; vs. Marshall and Alabama A&M, Feb. 22, 2015

A MISSISSIPPI STATE DEFENSE...

Turned 5+ Double Plays	5 - San Diego, March 8, 2015
Turned 4+ Double Plays	5 - San Diego, March 8, 2015
Turned A Triple Play	Auburn-Montgomery, March 9, 1991
Had 5+ Errors	5 - at Vanderbilt, March 18, 2011
Threw Out 3 Base Runners	3 - Gavin Collins; Eastern Illinois, March 1, 2014

Hit It Hard

Top 10 Exit Velocities

Below is a listing of the top-10 hardest hit balls by MSU in 2019.

Exit Velocity	Name	Opponent	Result
112.2	Jordan Westburg	Auburn (3/22)	Ground Out
111.9	Jordan Westburg	Auburn (3/22)	Double
109.9	Jordan Westburg	Youngstown State (2/15)	Single
109.3	Jordan Westburg	Southern Miss (2/23)	Single
108.9	Jordan Westburg	Southeastern La. (2/27)	Ground Out
108.6	Justin Foscue	Alabama (4/14)	Single
107.8	Rowdey Jordan	Auburn (3/23)	Single
107.7	Jordan Westburg	LSU (3/28)	Double
107.7	Jordan Westburg	Georgia (4/27)	Double
107.3	Tanner Allen	Georgia (4/26)	Double

NOTE: Data not included for games at Florida, Samford or Tennessee. No data included for Governor's Cup game vs. Ole Miss.

Individual Exit Velocities

Below is a listing of each MSU student-athlete's average and top exit velocity of the 2019 season.

Name	Average EV	Top EV
Allen, Tanner	93.2	107.3
Brock, Bryce	91.3	100.3
Cumbest, Brad	93.5	106.0
Foscue, Justin	91.6	108.6
Gilbert, Marshall	87.9	104.5
Halter, Gunner	89.6	104.7
Hancock, Luke	86.6	99.1
Hatcher, Josh	88.6	102.4
Jones, Hayden	88.6	107.2
Jordan, Landon	90.0	105.3
Jordan, Rowdey	89.9	107.9
MacNamee, Elijah	87.1	105.3
Mangum, Jake	90.0	102.2
Skelton, Dustin	90.0	104.6
Westburg, Jordan	93.4	112.2

NOTE: Data not included for games at Florida, Samford or Tennessee. No data included for Governor's Cup game vs. Ole Miss.

Barrel Count

Below is a listing of each MSU student-athlete's total barreled balls. A barreled ball is 98-plus exit velocity and a 10-35 degree launch angle. Barreled balls include all balls put in play.

Name	Average EV
Allen, Tanner	15
Brock, Bryce	1
Cumbest, Brad	3
Foscue, Justin	23
Gilbert, Marshall	4
Halter, Gunner	6
Hancock, Luke	1
Hatcher, Josh	2
Jones, Hayden	6
Jordan, Landon	2
Jordan, Rowdey	9
MacNamee, Elijah	12
Mangum, Jake	7
Skelton, Dustin	12
Westburg, Jordan	19

NOTE: Data not included for games at Florida, Samford or Tennessee. No data included for Governor's Cup game vs. Ole Miss.



Dudy Noble Field

Biography

The largest on-campus facility in college baseball, Dudy Noble Field will see the 53rd season of Mississippi State baseball at its current site in 2019. With nearly 1,600 games played at the venue, the Diamond Dawgs bring a .726 winning percentage into the brand new \$68-million facility.

The field is named in honor of longtime MSU baseball coach, athletics director and ABCA Hall of Famer Clarke Randolph "Dudy" Noble. On April 27, 1998 the facility was renamed Dudy Noble Field, Polk-DeMent Stadium, honoring another ABCA Hall of Famer, former Bulldog skipper Ron Polk, and the late Gordon DeMent, a successful businessman and longtime fan of the Diamond Dawgs from Indianola, Mississippi.

The Origin

From 1929 until 1964, Mississippi State hosted its baseball games at the original on-campus venue, Hardy Field, which was located several hundred yards to the south of the Bulldogs' home football venue, Davis Wade Stadium at Scott Field. The baseball field was closed following the 1964 season to make way for the construction of Dorman Hall and for the next two seasons the Diamond Dawgs played their home games at Redbird Park in Columbus, Mississippi, capturing SEC titles both seasons at their temporary home.

The tin-roofed grandstand and 2,000-seat bleachers from the original Dudy Noble Field were transported to the stadium's present site, which became playable for the 1967 season. Since that time, facility enhancements have followed at a steady pace to make the "Carnegie Hall of College Baseball" one of the finest all-around facilities on the road to Omaha. Among with numerous upgrades, the current site has seen two complete demolitions and reconstructions, the latest occurring during a three-year span from 2017-2019 and opening prior to the start of the 2019 campaign.

Leading the Attendance Boom

With a laundry list of legendary names on its all-time roster, it comes as no surprise that Mississippi State ranks among the nation's attendance leaders year in and year out. The Dudy Noble Field faithful have sold out the reserved seating allotment every season since 1987.

Along with routinely hosting some of the largest crowds in the SEC, 10 of the last 12 three-day Super Bulldog Weekend series have drawn more than 25,000 fans.

MSU eclipsed the 200,000 mark in paid attendance at Dudy Noble Field for six-straight seasons between 2012-17, marking the first such occurrence in the program's history. In 2013, the Diamond Dawgs' five-millionth fan walked through the turnstiles at Dudy Noble Field. Since home attendance figures were charted starting in 1976, the "Carnegie Hall of College Baseball" has seen 6,250,621 fans rush through the gates.

In 18 of the last 19 seasons, Mississippi State has averaged 6,000 fans per game, including a record average of 8,127 during the 2014 campaign. Overall, State has eclipsed the 200,000-fan mark 11 times since 2002, with a school-record 302,558 viewing the 2016 home schedule.

Of the top 25 all-time college baseball on-campus attendances, Dudy Noble Field finds itself on the list 17 times, most notably owning the all-time on-campus attendance record of 15,586 on April 12, 2014. The Bulldogs own 14 of the top 15 marks in NCAA on-campus history and are the only NCAA baseball program to boast on-campus attendances of 14,000 or more. The four largest NCAA Super Regional crowds have assembled in Starkville, Mississippi, as well.

From April 11-13, the Bulldog faithful flooded the gates at Dudy Noble Field to the tune of 39,181 fans for a three-game series versus Ole Miss. The nearly 40,000 fans on the weekend set an NCAA on-campus attendance record for a three-game series.

Dudy Noble Field has ushered in crowds of 10,000 or better 55 times, including 2007 NCAA Super Regional-record draws of 13,715 and 12,620 for nationally-televised, late-morning games against Clemson. With the stadium

under construction in 2018, State added a 10,000-plus crowd to the tally, drawing 10,147 fans for the final date against Arkansas on April 21.

Mississippi State has hosted 23 postseason events at the facility, including three NCAA District III Tournaments (1973, 74 & 75), five SEC tournaments (1979, 1981, 1983, 1988 & 1995), 13 NCAA Regionals (1979, 1984, 1985, 1987, 1988, 1989, 1990, 1992, 1997, 2000, 2003, 2013 & 2016) and a pair of NCAA Super Regionals (2007 & 2016).

The Left Field Lounge

The aura of Mississippi State baseball at Dudy Noble Field is certainly not confined to the loyal legions in the impressive grandstand, pro-style luxury sky suites or luxurious Left Field Lofts.

In fact, some of the more highly-prized seats at Bulldog Baseball games are found beyond the outfield fence in the Left Field Lounge™. Waiting lists greet those seeking to purchase one of the 96 outfield lounges in the iconic two-level outfield tailgate.

Once a colorful assortment of pickup trucks, motor homes, and trailers — most equipped with barbecue grills — lined the outfield fence, completing a circle of humanity at Dudy Noble Field. Now, the permanent lounge spaces are connected to the concourse, allowing everyone to stroll through and experience the iconic lounge culture.

What began in the late 1960s as a popular gathering spot for baseball-loving MSU supporters now forms college baseball's largest tailgate party.

The "New Dude"

The second demolition at the current site occurred following the 2017 season and the \$68 million facility opened its gates for the 2019 campaign. Architect Wier Boerner Allin, along with consultants Populous and famed stadium architect/State alum Janet Marie Smith designed the project, while construction manager ICM and general contractor JESCO Construction, Inc. oversaw the construction.

Covering 12 acres of land on the Mississippi State University campus, the 230,000 square foot facility carries on Dudy Noble Field's legacy as the "Carnegie Hall of College Baseball." Installation of the second largest scoreboard in college baseball, measuring 43 feet wide by 60 feet high, started the project in 2017. The board, which was the largest in college baseball upon installation, is larger than boards owned by three Major League Baseball teams. The addition of 96 permanent Left Field Lounge rigs encircling the outfield followed during the fall of 2018.

The concourse and lower-level grandstands were in place for the 2018 season, with the Diamond Suites, upper-deck reserved seating area and three unique club areas — Farm Bureau Triple Crown Club, Charlie and Dana Stephenson Omaha Club and The Rooftop Club — were completed prior to the 2019 campaign. The newest version of Dudy Noble Field also features increased restroom facilities and concession points of sale.

The player spaces also received an upgrade, expanding to cover 18,000 square feet underneath the facility. The fully-equipped Bruce and Julie Martin Locker Room includes an embedded equipment room, houses 40 wooden lockers and features an oversized, dimensional halo-lit '85 Script Mississippi State sign is suspended overhead in the middle of the room.

The more spacious locker room includes an attached training room with whirlpool and fully-functional fueling station. The Mitch Moreland Hitting Tunnel, which is equipped with HitTrax, and Turner & Gloria Wingo Team Lounge are easily accessed from the home dugout, with the eye-popping player entrance and Hassell H. Franklin Omaha Room greeting players as they enter the facility. The Pitching Lab is also housed under the stadium, featuring arm care and conditioning equipment, one oversized turfed mound with three pitching rubbers and state of the art video equipment.

Top-25 Crowds

	Attendance	Opponent	Date
1.	15,586 *	Ole Miss	April 12, 2014
2.	15,078	Texas A&M	April 16, 2016
3.	14,991	Florida	April 22, 1989
4.	14,562	Auburn	April 20, 2013
5.	14,378	LSU	April 16, 1988
6.	13,761	Arkansas	April 25, 1992
7.	13,715 #	Clemson	June 9, 2007
8.	13,691	Kentucky	April 8, 2017
9.	13,617	Georgia	April 8, 2006
10.	13,452 #	Arizona	June 11, 2016
11.	13,224	Ole Miss	April 11, 2014
12.	13,123	Ole Miss	April 15, 2000
13.	13,004	Florida	April 18, 2015
14.	12,913 #	Arizona	June 10, 2016
15.	12,708	Auburn	April 24, 1993
16.	12,620 #	Clemson	June 8, 2007
17.	12,360	Georgia	April 6, 2002
18.	12,343	Auburn	March 23, 2019
19.	11,763	Auburn	April 12, 2003
20.	11,648	LSU	March 30, 2019
21.	11,515	Ole Miss	April 2, 2016
22.	11,496 ^	Florida State	May 27, 1990
23.	11,262	LSU	March 29, 2019
24.	11,201	Florida	April 8, 2011
25.	11,174	Florida	April 13, 1991

* - NCAA on-campus attendance record

^ - NCAA Regional

- NCAA Super Regional

NOTE: Mississippi State owns 53 crowds of 10,000-plus in the history of the program. The top seven (7) crowds in Dudy Noble Field history are also the top seven (7) on-campus crowds in NCAA history.



Season Statistics

Record: 36-9 Home: 28-4 Away: 5-5 Neutral: 3-0 SEC: 13-8

Player	avg	gp-gs	ab	r	h	2b	3b	hr	rbi	tb	slg%	bb	hp	so	gdp	ob%	sf	sh	sb-att	po	a	e	fld%
15 Mangum, Jake	.394	45-45	203	54	80	17	3	1	34	106	.522	15	5	12	0	.444	2	0	20-26	94	2	2	.980
11 Westburg, Jordan	.345	44-44	174	50	60	17	2	6	47	99	.569	27	7	45	1	.443	4	0	4-4	44	96	9	.940
17 Foscue, Justin	.340	45-45	188	47	64	16	0	12	47	116	.617	16	1	21	2	.391	2	0	1-1	32	91	9	.932
8 Skelton, Dustin	.314	41-37	137	26	43	3	1	9	39	75	.547	11	4	33	3	.374	3	4	2-3	366	54	1	.998
40 MacNamee, Elijah	.311	45-45	161	44	50	13	0	6	41	81	.503	31	6	23	2	.429	5	0	4-7	64	3	2	.971
5 Allen, Tanner	.302	45-45	179	42	54	15	0	6	44	87	.486	27	4	28	3	.397	4	0	1-2	358	24	2	.995
4 Jordan, Rowdey	.279	45-44	165	41	46	9	0	5	30	70	.424	21	4	24	1	.372	1	2	8-10	59	0	1	.983

27 Brock, Bryce	.500	1-0	2	1	1	0	0	0	1	1	.500	0	0	0	0	.500	0	0	0-0	1	0	0	1.000
20 Hancock, Luke	.350	15-4	20	4	7	2	0	0	8	9	.450	6	0	4	2	.500	0	0	0-0	18	3	1	.955
33 Cumbest, Brad	.302	25-7	43	8	13	4	0	0	8	17	.395	2	1	11	0	.340	1	0	0-0	4	0	0	1.000
10 Hatcher, Josh	.302	31-17	63	6	19	2	2	0	11	25	.397	7	1	14	1	.380	0	0	2-3	3	1	0	1.000
34 Gilbert, Marshall	.288	33-13	59	10	17	3	0	3	7	29	.492	13	2	18	1	.432	0	1	0-0	36	15	2	.962
2 Halter, Gunner	.287	37-35	108	30	31	3	0	1	13	37	.343	13	1	25	0	.369	0	7	3-3	34	55	10	.899
32 Jordan, Landon	.286	27-10	49	14	14	3	0	0	9	17	.347	5	0	6	2	.352	0	0	2-2	8	13	0	1.000
12 Jones, Hayden	.234	25-14	47	5	11	4	0	1	5	18	.383	2	1	7	0	.280	0	0	1-2	61	3	2	.970
3 Ginn, JT	.000	3-0	3	0	0	0	0	0	0	0	.000	0	0	1	0	.000	0	0	0-0	4	7	0	1.000
31 Bell, Benjamin	.000	9-0	1	3	0	0	0	0	0	0	.000	0	0	0	1	.000	0	0	0-0	0	0	0	.000
Totals	.318	45	1602	385	510	111	8	50	344	787	.491	196	37	272	19	.400	22	14	48-63	1209	421	48	.971
Opponents	.222	45	1507	179	334	66	4	25	157	483	.321	148	47	507	18	.309	9	15	38-58	1136	436	65	.960

LOB - Team (347), Opp (339). DPs turned - Team (21), Opp (23). CI - Team (1), Jones 1. IBB - Team (9), Mangum 3, Allen 2, Jordan, L. 1, Skelton 1, Jordan, R. 1, Foscue 1, Opp (2). Picked off - Allen 2, MacNamee 1, Jordan, R. 1, Gilbert 1, Westburg 1, Mangum 1.

(All games Sorted by Earned run avg)

Player	era	w-l	app	gs	cg	sho	sv	ip	h	r	er	bb	so	2b	3b	hr	b/avg	wp	hp	bk	sfa	sha
44 Small, Ethan	2.05	5-1	11	11	0	0/1	0	66.0	39	17	15	17	114	10	1	6	.169	2	5	0	0	5
3 Ginn, JT	3.24	8-2	11	11	0	0/0	0	58.1	52	23	21	9	75	9	0	1	.229	8	4	2	1	0
13 Plumlee, Peyton	3.42	3-3	14	10	0	0/1	0	50.0	36	22	19	22	47	6	0	3	.194	7	7	0	0	1

43 Breaux, Kale	0.00	0-0	1	0	0	0/0	0	0.1	1	0	0	1	1	1	0	0	.500	0	0	0	0	0
39 Spring, Tyler	2.00	1-0	8	0	0	0/0	0	9.0	6	2	2	5	12	3	0	0	.182	2	1	0	0	0
19 Liebelt, Jared	2.97	1-0	21	0	0	0/3	3	33.1	32	14	11	6	24	8	1	1	.250	1	2	0	2	0
6 Smith, Brandon	3.60	2-0	19	1	0	0/1	0	25.0	25	11	10	4	21	3	1	3	.269	1	3	0	1	1
16 Eagan, Jack	3.66	1-0	14	1	0	0/1	0	19.2	10	9	8	12	31	4	0	1	.161	1	5	0	1	3
27 Brock, Bryce	3.68	0-0	6	0	0	0/0	0	7.1	10	5	3	5	9	0	0	0	.313	0	2	0	0	0
14 Self, Riley	3.78	1-0	14	0	0	0/1	0	16.2	21	7	7	3	14	4	0	2	.309	3	1	0	0	0
55 Price, Spencer	3.86	0-0	10	0	0	0/0	0	9.1	9	5	4	6	10	2	0	1	.250	1	1	0	0	1
41 White, Colby	3.92	2-1	21	0	0	0/2	0	20.2	15	10	9	5	36	3	0	2	.197	1	1	0	0	0
46 Barlow, Trysten	4.05	3-1	20	0	0	0/1	0	20.0	17	10	9	7	27	3	0	2	.224	2	6	0	1	2
18 James, Keegan	4.36	3-1	13	7	0	0/1	0	33.0	34	20	16	21	34	6	1	1	.266	7	3	1	1	2
37 Cerantola, Eric	4.91	3-0	7	4	0	0/0	0	11.0	5	8	6	10	16	2	0	0	.128	2	5	0	0	0
24 Gordon, Cole	5.79	3-0	17	0	0	0/0	8	23.1	22	16	15	15	36	2	0	2	.244	5	1	0	2	0
Totals	3.46	36-9	45	45	0	3/3	11	403.0	334	179	155	148	507	66	4	25	.222	43	47	3	9	15
Opponents	8.06	9-36	45	45	0	1/1	4	379.2	510	385	340	196	272	111	8	50	.318	69	37	6	22	14

PB - Team (6), Skelton 4, Jones 1, Gilbert 1, Opp (15). Pickoffs - Team (4), Ginn 1, Spring 1, Skelton 1, Gordon 1, Opp (7). SBA/ATT - Skelton (26-38), Ginn (10-13), Plumlee (8-11), James (7-10), Jones (6-8), Gilbert (3-7), Small (4-6), Barlow (1-4), White (2-3), Cerantola (1-3), Hancock (3-3), Self (0-2), Gordon (1-2), Smith (2-2), Spring (1-1), Eagan (1-1).



Southeastern Conference Statistics

Record: 13-8 Home: 9-3 Away: 4-5 SEC: 13-8

Player	avg	gp-gs	ab	r	h	2b	3b	hr	rbi	tb	slg%	bb	hp	so	gdp	ob%	sf	sh	sb-att	po	a	e	fld%
15 Mangum, Jake	.364	21-21	99	22	36	9	1	1	10	50	.505	6	1	7	0	.406	0	0	4-7	51	0	2	.962
11 Westburg, Jordan	.333	21-21	87	19	29	10	0	4	24	51	.586	11	2	26	1	.408	3	0	1-1	21	51	4	.947
17 Foscue, Justin	.326	21-21	89	24	29	9	0	5	22	53	.596	8	0	9	0	.381	0	0	0-0	14	45	2	.967
4 Jordan, Rowdey	.320	21-20	75	18	24	4	0	4	19	40	.533	10	3	10	0	.420	0	1	2-3	32	0	1	.970
5 Allen, Tanner	.318	21-21	88	17	28	7	0	2	12	41	.466	12	0	15	1	.396	1	0	0-1	167	17	1	.995
8 Skelton, Dustin	.311	21-20	74	12	23	3	0	3	18	35	.473	6	3	20	2	.376	2	3	1-2	199	25	0	1.000
40 MacNamee, Elijah	.288	21-21	80	19	23	7	0	4	15	42	.525	13	1	13	1	.389	1	0	0-0	28	1	2	.935

32 Jordan, Landon	.375	9-1	8	1	3	0	0	0	3	3	.375	1	0	0	0	.444	0	0	0-0	1	1	0	1.000
2 Halter, Gunner	.314	18-17	51	9	16	3	0	0	6	19	.373	4	0	12	0	.364	0	3	1-1	14	23	8	.822
33 Cumbest, Brad	.276	14-5	29	4	8	3	0	0	4	11	.379	1	1	9	0	.313	1	0	0-0	1	0	0	1.000
10 Hatcher, Josh	.243	17-11	37	3	9	1	0	0	4	10	.270	3	1	11	0	.317	0	0	1-1	1	0	0	1.000
34 Gilbert, Marshall	.240	15-6	25	6	6	0	0	2	3	12	.480	6	1	8	0	.406	0	0	0-0	7	12	1	.950
20 Hancock, Luke	.200	6-3	10	2	2	1	0	0	1	3	.300	3	0	2	1	.385	0	0	0-0	3	0	0	1.000
12 Jones, Hayden	.143	6-1	7	1	1	0	0	0	0	1	.143	0	0	0	0	.143	0	0	0-0	0	0	0	.000
Totals	.312	21	759	157	237	57	1	25	141	371	.489	84	13	142	6	.387	8	7	10-16	558	200	25	.968
Opponents	.255	21	726	115	185	42	2	18	104	285	.393	74	20	219	9	.338	6	7	8-17	546	208	15	.980

LOB - Team (168), Opp (160). DPs turned - Team (9), Opp (8). IBB - Team (2), Mangum 2. Picked off - MacNamee 1, Mangum 1, Gilbert 1, Allen 1.

(SEC games only Sorted by Earned run avg)

Player	era	w-l	app	gs	cg	sho	sv	ip	h	r	er	bb	so	2b	3b	hr	b/avg	wp	hp	bk	sfa	sha
44 Small, Ethan	2.36	4-1	7	7	0	0/1	0	42.0	25	12	11	15	74	7	1	5	.169	2	2	0	0	2
3 Ginn, JT	4.32	4-2	7	7	0	0/0	0	33.1	39	18	16	6	43	9	0	0	.281	1	2	0	0	0

39 Spring, Tyler	0.00	0-0	1	0	0	0/0	0	0.2	0	0	0	2	0	0	0	0	.000	1	0	0	0	0
13 Plumlee, Peyton	2.61	2-3	5	5	0	0/0	0	20.2	12	8	6	11	15	2	0	2	.167	0	2	0	0	1
16 Eagan, Jack	3.60	0-0	4	0	0	0/0	0	5.0	2	3	2	5	7	1	0	0	.133	0	0	0	1	1
27 Brock, Bryce	3.86	0-0	3	0	0	0/0	0	2.1	3	1	1	2	3	0	0	0	.300	0	1	0	0	0
19 Liebelt, Jared	4.35	0-0	12	0	0	0/1	2	20.2	21	11	10	2	13	6	0	1	.266	1	2	0	2	0
14 Self, Riley	4.91	0-0	5	0	0	0/0	0	7.1	10	4	4	1	7	3	0	1	.323	2	1	0	0	0
46 Barlow, Trysten	6.35	1-0	11	0	0	0/0	0	11.1	10	9	8	6	13	3	0	2	.227	0	5	0	1	2
18 James, Keegan	7.62	1-1	6	2	0	0/0	0	13.0	19	12	11	7	12	4	1	0	.328	4	2	1	0	1
6 Smith, Brandon	8.59	0-0	7	0	0	0/0	0	7.1	13	8	7	1	4	2	0	2	.406	0	2	0	1	0
41 White, Colby	9.35	0-1	9	0	0	0/1	0	8.2	11	10	9	5	15	2	0	2	.297	1	0	0	0	0
55 Price, Spencer	10.80	0-0	4	0	0	0/0	0	3.1	4	4	4	2	1	1	0	1	.286	0	0	0	0	0
24 Gordon, Cole	12.19	1-0	7	0	0	0/0	1	10.1	16	15	14	9	12	2	0	2	.356	3	1	0	1	0
Totals	4.98	13-8	21	21	0	1/1	3	186.0	185	115	103	74	219	42	2	18	.255	15	20	1	6	7
Opponents	7.42	8-13	21	21	0	0/0	4	182.0	237	157	150	84	142	57	1	25	.312	24	13	1	8	7

PB - Team (3), Skelton 3, Opp (8). Pickoffs - Team (1), Skelton 1, Opp (4). SBA/ATT - Skelton (7-13), Ginn (4-6), Gilbert (1-3), Small (1-2), Barlow (0-2), James (2-2), White (1-2), Plumlee (0-1), Self (0-1), Gordon (0-1).



Last Five Games Statistics

Record: 4-1 Home: 3-0 Away: 0-1 Neutral: 1-0 SEC: 3-1

Player	avg	gp-gs	ab	r	h	2b	3b	hr	rbi	tb	slg%	bb	hp	so	gdp	ob%	sf	sh	sb-att	po	a	e	fld%
15 Mangum, Jake	.421	5-5	19	7	8	0	0	0	2	8	.421	4	1	0	0	.520	1	0	1-2	11	0	2	.846
5 Allen, Tanner	.412	5-5	17	4	7	2	0	0	8	9	.529	5	1	4	0	.542	1	0	0-1	39	6	0	1.000
17 Foscue, Justin	.381	5-5	21	7	8	5	0	1	5	16	.762	3	0	3	0	.458	0	0	0-0	5	13	1	.947
4 Jordan, Rowdey	.375	5-5	16	8	6	0	0	2	5	12	.750	6	2	3	0	.583	0	0	0-0	10	0	0	1.000
11 Westburg, Jordan	.300	5-5	20	5	6	2	0	0	5	8	.400	3	0	6	1	.375	1	0	0-0	3	7	0	1.000
8 Skelton, Dustin	.200	5-5	15	1	3	0	0	1	7	6	.400	1	0	3	0	.211	3	1	0-0	49	5	0	1.000
40 MacNamee, Elijah	.053	5-5	19	2	1	0	0	0	0	1	.053	2	0	3	0	.143	0	0	0-0	3	0	0	1.000

32 Jordan, Landon	1.000	2-0	1	0	1	0	0	0	1	1	1.000	1	0	0	0	1.000	0	0	0-0	0	1	0	1.000
2 Halter, Gunner	.500	4-4	10	2	5	0	0	0	2	5	.500	1	0	2	0	.545	0	0	0-0	3	4	4	.636
12 Jones, Hayden	.500	3-0	2	1	1	0	0	0	0	1	.500	1	0	0	0	.667	0	0	0-0	0	0	0	.000
33 Cumbest, Brad	.333	3-1	3	1	1	1	0	0	1	2	.667	0	0	0	0	.333	0	0	0-0	0	0	0	.000
20 Hancock, Luke	.250	4-2	8	2	2	1	0	0	1	3	.375	2	0	2	1	.400	0	0	0-0	2	0	0	1.000
34 Gilbert, Marshall	.200	5-2	10	3	2	0	0	0	0	2	.200	2	1	3	0	.385	0	0	0-0	1	2	1	.750
10 Hatcher, Josh	.143	5-1	7	1	1	0	0	0	1	1	.143	0	0	2	0	.143	0	0	0-0	0	0	0	.000
Totals	.310	5	168	44	52	11	0	4	38	75	.446	31	5	31	2	.419	6	1	1-3	132	43	8	.956
Opponents	.216	5	171	22	37	8	0	4	20	57	.333	21	7	52	3	.327	0	1	1-2	126	48	6	.967

LOB - Team (41), Opp (46). DPs turned - Team (3), Opp (4). IBB - Team (3), Mangum 2, Jordan, R. 1. Picked off - Gilbert 1, Allen 1.

(Last Five Games Sorted by Earned run avg)

Player	era	w-l	app	gs	cg	sho	sv	ip	h	r	er	bb	so	2b	3b	hr	b/avg	wp	hp	bk	sfa	sha
13 Plumlee, Peyton	0.87	1-0	2	2	0	0/0	0	10.1	4	1	1	3	8	1	0	0	.111	2	1	0	0	0
44 Small, Ethan	1.50	1-0	1	1	0	0/0	0	6.0	2	2	1	1	11	1	0	1	.095	0	1	0	0	0
3 Ginn, JT	2.70	1-1	2	2	0	0/0	0	10.0	10	4	3	3	11	1	0	0	.244	1	0	0	0	0
19 Liebelt, Jared	3.86	0-0	4	0	0	0/0	0	7.0	10	4	3	3	4	2	0	0	.333	0	2	0	0	0

6 Smith, Brandon	0.00	0-0	1	0	0	0/0	0	1.0	0	0	0	0	2	0	0	0	.000	0	0	0	0	0
27 Brock, Bryce	0.00	0-0	1	0	0	0/0	0	1.0	2	0	0	0	2	0	0	0	.400	0	0	0	0	0
18 James, Keegan	0.00	0-0	1	0	0	0/0	0	0.2	0	0	0	1	0	0	0	0	.000	0	0	0	0	0
24 Gordon, Cole	0.00	0-0	1	0	0	0/0	0	0.1	0	0	0	1	1	0	0	0	.000	0	0	0	0	0
41 White, Colby	9.00	0-0	4	0	0	0/0	0	4.0	4	4	4	2	10	1	0	2	.250	0	0	0	0	0
55 Price, Spencer	9.00	0-0	1	0	0	0/0	0	1.0	2	1	1	1	0	1	0	0	.400	0	0	0	0	0
46 Barlow, Trysten	20.25	1-0	4	0	0	0/0	0	2.2	3	6	6	6	3	1	0	1	.300	0	3	0	0	1
Totals	3.89	4-1	5	5	0	0/0	0	44.0	37	22	19	21	52	8	0	4	.216	3	7	0	0	1
Opponents	8.57	1-4	5	5	0	0/0	0	42.0	52	44	40	31	31	11	0	4	.310	12	5	1	6	1

PB - Team (0), Opp (3). Pickoffs - Team (0), Opp (2). SBA/ATT - Skelton (1-2), Barlow (0-1), James (1-1).



Last 10 Games Statistics

Record: 7-3 Home: 6-0 Away: 0-3 Neutral: 1-0 SEC: 5-3

Player	avg	gp-gs	ab	r	h	2b	3b	hr	rbi	tb	slg%	bb	hp	so	gdp	ob%	sf	sh	sb-att	po	a	e	fld%
5 Allen, Tanner	.395	10-10	38	10	15	5	0	0	9	20	.526	7	2	10	0	.500	1	0	0-1	82	9	0	1.000
4 Jordan, Rowdey	.394	10-10	33	10	13	0	0	3	12	22	.667	9	2	9	0	.545	0	1	0-0	17	0	0	1.000
15 Mangum, Jake	.341	10-10	41	12	14	0	0	0	3	14	.341	5	2	3	0	.429	1	0	2-3	24	0	2	.923
17 Foscue, Justin	.333	10-10	42	11	14	6	0	2	12	26	.619	3	0	5	0	.378	0	0	0-0	9	30	1	.975
11 Westburg, Jordan	.297	10-10	37	9	11	3	0	0	8	14	.378	8	0	13	1	.404	2	0	0-0	9	18	0	1.000
8 Skelton, Dustin	.267	10-9	30	5	8	1	0	3	13	18	.600	2	1	7	0	.306	3	2	0-0	80	10	0	1.000
40 MacNamee, Elijah	.158	10-10	38	7	6	2	0	2	6	14	.368	5	0	4	0	.256	0	0	0-0	11	1	1	.923

2 Halter, Gunner	.429	6-6	14	3	6	0	0	0	2	6	.429	2	0	3	0	.500	0	0	0-0	4	8	5	.706
32 Jordan, Landon	.333	4-0	3	0	1	0	0	0	1	1	.333	1	0	0	0	.500	0	0	0-0	0	1	0	1.000
20 Hancock, Luke	.300	6-3	10	2	3	1	0	0	1	4	.400	3	0	2	2	.462	0	0	0-0	11	3	1	.933
34 Gilbert, Marshall	.263	10-5	19	7	5	0	0	2	2	11	.579	4	1	5	1	.417	0	1	0-0	2	4	1	.857
12 Jones, Hayden	.200	5-1	5	1	1	0	0	0	0	1	.200	1	0	0	0	.333	0	0	0-0	0	0	0	.000
10 Hatcher, Josh	.125	9-3	16	1	2	0	0	0	2	2	.125	1	0	4	0	.176	0	0	0-0	0	0	0	.000
33 Cumbest, Brad	.083	7-3	12	1	1	1	0	0	1	2	.167	0	0	5	0	.083	0	0	0-0	0	0	0	.000
31 Bell, Benjamin	.000	1-0	0	0	0	0	0	0	0	0	.000	0	0	0	0	.000	0	0	0-0	0	0	0	.000
Totals	.296	10	338	79	100	19	0	12	72	155	.459	51	8	70	4	.394	7	4	2-4	261	99	12	.968
Opponents	.234	10	329	44	77	15	1	7	40	115	.350	51	9	93	7	.352	0	3	5-9	252	92	11	.969

LOB - Team (77), Opp (87). DPs turned - Team (8), Opp (6). IBB - Team (3), Mangum 2, Jordan, R. 1. Picked off - Allen 1, Gilbert 1, Mangum 1.

(Last Ten Games Sorted by Earned run avg)

Player	era	w-l	app	gs	cg	sho	sv	ip	h	r	er	bb	so	2b	3b	hr	b/avg	wp	hp	bk	sfa	sha
3 Ginn, JT	1.93	2-1	3	3	0	0/0	0	14.0	14	4	3	3	15	2	0	0	.250	1	0	0	0	0
13 Plumlee, Peyton	2.60	2-1	4	4	0	0/0	0	17.1	11	6	5	8	11	2	0	1	.177	2	2	0	0	0
44 Small, Ethan	3.00	1-1	2	2	0	0/0	0	12.0	7	5	4	2	20	2	0	1	.163	0	1	0	0	1

6 Smith, Brandon	0.00	0-0	4	1	0	0/0	0	5.1	5	0	0	1	5	0	0	0	.278	0	0	0	0	0
16 Eagan, Jack	0.00	0-0	2	0	0	0/0	0	3.1	1	0	0	4	6	0	0	0	.111	0	0	0	0	1
39 Spring, Tyler	0.00	0-0	2	0	0	0/0	0	2.2	0	0	0	4	1	0	0	0	.000	1	0	0	0	0
27 Brock, Bryce	0.00	0-0	2	0	0	0/0	0	1.2	2	0	0	1	2	0	0	0	.286	0	0	0	0	0
19 Liebelt, Jared	3.52	0-0	5	0	0	0/0	0	7.2	10	4	3	3	4	2	0	0	.313	0	2	0	0	0
14 Self, Riley	5.40	0-0	2	0	0	0/0	0	3.1	5	2	2	1	3	1	0	1	.357	1	1	0	0	0
41 White, Colby	6.00	1-0	6	0	0	0/0	0	6.0	5	4	4	3	12	2	0	2	.217	0	0	0	0	0
18 James, Keegan	6.23	0-0	4	0	0	0/0	0	4.1	4	4	3	7	5	1	1	0	.222	2	0	0	0	0
55 Price, Spencer	9.00	0-0	1	0	0	0/0	0	1.0	2	1	1	1	0	1	0	0	.400	0	0	0	0	0
46 Barlow, Trysten	12.46	1-0	6	0	0	0/0	0	4.1	4	6	6	6	4	1	0	1	.250	0	3	0	0	1
24 Gordon, Cole	15.75	0-0	3	0	0	0/0	0	4.0	7	8	7	7	5	1	0	1	.368	1	0	0	0	0
Totals	3.93	7-3	10	10	0	0/0	0	87.0	77	44	38	51	93	15	1	7	.234	8	9	0	0	3
Opponents	8.04	3-7	10	10	0	0/0	1	84.0	100	79	75	51	70	19	0	12	.296	18	8	2	7	4

PB - Team (1), Skelton 1, Opp (3). Pickoffs - Team (1), Spring 1, Opp (3). SBA/ATT - Skelton (2-6), James (4-4), Hancock (3-3), Plumlee (0-1), Ginn (0-1), Self (0-1), Barlow (0-1), Spring (1-1).



Versus Ranked Opponents Statistics

Record: 13-8 Home: 9-4 Away: 2-4 Neutral: 2-0 SEC: 8-7

Player	avg	gp-gs	ab	r	h	2b	3b	hr	rbi	tb	slg%	bb	hp	so	gdp	ob%	sf	sh	sb-att	po	a	e	fld%
15 Mangum, Jake	.367	21-21	90	19	33	7	1	1	9	45	.500	8	3	5	0	.427	2	0	4-7	38	2	2	.952
11 Westburg, Jordan	.356	21-21	87	20	31	12	0	3	20	52	.598	10	2	24	1	.426	2	0	2-2	21	54	5	.938
8 Skelton, Dustin	.333	21-20	75	13	25	3	0	4	18	40	.533	6	1	23	1	.376	3	3	1-2	201	27	0	1.000
17 Foscue, Justin	.292	21-21	89	23	26	8	0	6	20	52	.584	8	0	16	0	.351	0	0	0-0	14	37	3	.944
5 Allen, Tanner	.250	21-21	84	12	21	4	0	1	14	28	.333	14	1	17	1	.360	1	0	0-1	170	13	1	.995
40 MacNamee, Elijah	.250	21-21	76	16	19	5	0	3	12	33	.434	13	2	11	2	.366	2	0	0-0	24	0	2	.923
4 Jordan, Rowdey	.239	21-20	71	18	17	4	0	4	14	33	.465	12	3	13	1	.372	0	1	2-3	37	0	1	.974

33 Cumbest, Brad	.294	10-3	17	2	5	3	0	0	2	8	.471	1	0	5	0	.333	0	0	0-0	1	0	0	1.000
2 Halter, Gunner	.281	19-19	57	9	16	3	0	0	8	19	.333	5	0	15	0	.339	0	3	1-1	17	28	8	.849
32 Jordan, Landon	.273	10-1	11	1	3	0	0	0	3	3	.273	1	0	1	1	.333	0	0	0-0	4	4	0	1.000
12 Jones, Hayden	.267	9-4	15	1	4	1	0	0	0	5	.333	1	0	1	0	.313	0	0	0-1	10	1	0	1.000
10 Hatcher, Josh	.257	16-10	35	4	9	1	0	0	4	10	.286	3	1	11	0	.333	0	0	1-1	1	0	0	1.000
34 Gilbert, Marshall	.227	14-4	22	3	5	0	0	0	0	5	.227	2	1	8	0	.320	0	0	0-0	6	5	1	.917
20 Hancock, Luke	.200	5-3	10	2	2	1	0	0	1	3	.300	3	0	2	1	.385	0	0	0-0	2	0	0	1.000
3 Ginn, JT	.000	2-0	2	0	0	0	0	0	0	0	.000	0	0	1	0	.000	0	0	0-0	2	6	0	1.000
31 Bell, Benjamin	.000	3-0	0	0	0	0	0	0	0	0	.000	0	0	0	0	.000	0	0	0-0	0	0	0	.000
Totals	.291	21	741	143	216	52	1	22	125	336	.453	87	14	153	8	.372	10	7	11-18	558	194	27	.965
Opponents	.240	21	716	110	172	32	3	17	100	261	.365	78	21	235	10	.330	6	6	12-22	545	197	27	.965

LOB - Team (171), Opp (159). DPs turned - Team (10), Opp (11). IBB - Team (5), Allen 2, Mangum 2, Jordan, R. 1, Opp (1).

Picked off - Mangum 1, Gilbert 1, Allen 1.

(Versus Ranked Foes Sorted by Earned run avg)

Player	era	w-l	app	gs	cg	sho	sv	ip	h	r	er	bb	so	2b	3b	hr	b/avg	wp	hp	bk	sfa	sha
44 Small, Ethan	2.25	3-1	6	6	0	0/0	0	36.0	16	10	9	12	61	2	1	5	.131	2	2	0	0	2
3 Ginn, JT	3.40	5-2	7	7	0	0/0	0	42.1	37	18	16	8	54	7	0	0	.224	6	3	1	0	0

39 Spring, Tyler	0.00	0-0	1	0	0	0/0	0	0.2	0	0	0	2	0	0	0	0	.000	1	0	0	0	0
13 Plumlee, Peyton	3.63	1-2	5	4	0	0/0	0	17.1	10	8	7	8	17	2	0	2	.154	2	2	0	0	0
27 Brock, Bryce	3.86	0-0	3	0	0	0/0	0	2.1	3	1	1	2	3	0	0	0	.300	0	1	0	0	0
16 Eagan, Jack	4.26	0-0	5	0	0	0/0	0	6.1	5	4	3	5	8	2	0	1	.250	0	1	0	1	1
19 Liebelt, Jared	4.91	0-0	12	0	0	0/0	1	18.1	20	11	10	6	13	5	0	1	.282	0	2	0	2	0
46 Barlow, Trysten	5.40	1-1	12	0	0	0/0	0	11.2	9	8	7	7	17	2	0	1	.209	1	5	0	1	1
18 James, Keegan	6.43	1-1	7	4	0	0/0	0	14.0	21	11	10	11	15	3	1	0	.333	6	1	1	0	2
14 Self, Riley	7.11	0-0	6	0	0	0/0	0	6.1	13	5	5	1	5	4	0	1	.433	1	0	0	0	0
24 Gordon, Cole	8.44	2-0	8	0	0	0/0	3	10.2	9	11	10	10	19	0	0	1	.220	3	1	0	1	0
41 White, Colby	8.68	0-1	10	0	0	0/0	0	9.1	10	10	9	3	17	2	0	2	.270	0	1	0	0	0
6 Smith, Brandon	9.82	0-0	7	0	0	0/0	0	7.1	15	9	8	1	5	2	1	2	.455	0	2	0	1	0
55 Price, Spencer	10.80	0-0	4	0	0	0/0	0	3.1	4	4	4	2	1	1	0	1	.286	0	0	0	0	0
Totals	4.79	13-8	21	21	0	0/0	4	186.0	172	110	99	78	235	32	3	17	.240	22	21	2	6	6
Opponents	6.39	8-13	21	21	0	1/1	3	181.2	216	143	129	87	153	52	1	22	.291	24	14	1	10	7

PB - Team (2), Skelton 2, Opp (9). Pickoffs - Team (1), Skelton 1, Opp (3). SBA/ATT - Skelton (11-17), Ginn (8-10), James

(3-4), Barlow (0-3), Gilbert (1-3), White (1-2), Gordon (0-1), Self (0-1), Small (0-1), Jones (0-1).



Results

Date	Opponent	Score	Inns	Overall	SEC	Pitcher of record	Attend	Time
Feb 15, 2019	YOUNGSTOWN STATE	w 14-3	9	1-0-0	0-0-0	Gordon (W 1-0)	8503	3:00
Feb 16, 2019	YOUNGSTOWN STATE-1	w 14-2	9	2-0-0	0-0-0	Ginn (W 1-0)	9157	3:00
Feb 16, 2019	YOUNGSTOWN STATE-2	w 8-0	9	3-0-0	0-0-0	James (W 1-0)	9157	2:52
Feb 20, 2019	UAB	w 3-2	9	4-0-0	0-0-0	Self (W 1-0)	6539	2:54
Feb 22, 2019	#21 SOUTHERN MISS	L 0-1	(10)	4-1-0	0-0-0	Barlow (L 0-1)	7091	2:33
Feb 23, 2019	#21 SOUTHERN MISS	w 8-1	9	5-1-0	0-0-0	Ginn (W 2-0)	9376	2:35
Feb 24, 2019	#21 SOUTHERN MISS	w 4-3	9	6-1-0	0-0-0	Gordon (W 2-0)	9449	3:21
Feb 26, 2019	JACKSON STATE	w 17-4	9	7-1-0	0-0-0	Cerantola (W 1-0)	7019	2:56
Feb 27, 2019	SOUTHEASTERN LA.	w 12-0	9	8-1-0	0-0-0	Plumlee (W 1-0)	7860	3:01
\$ Mar 01, 2019	vs Sam Houston State	w 5-4	9	9-1-0	0-0-0	Barlow (W 1-1)	6447	2:54
\$ Mar 02, 2019	vs #8 Texas Tech	w 4-2	9	10-1-0	0-0-0	Ginn (W 3-0)	7527	3:23
Mar 05, 2019	#14 EAST CAROLINA	w 4-1	9	11-1-0	0-0-0	James (W 2-0)	7013	3:12
Mar 06, 2019	ARKANSAS-PINE BLUFF	w 14-1	9	12-1-0	0-0-0	Cerantola (W 2-0)	6506	3:08
Mar 08, 2019	MAINE-1	w 9-2	9	13-1-0	0-0-0	Small (W 1-0)	7238	2:42
Mar 08, 2019	MAINE-2	w 5-1	9	14-1-0	0-0-0	Ginn (W 4-0)	7238	2:35
Mar 10, 2019	MAINE	w 9-8	9	15-1-0	0-0-0	White (W 1-0)	7458	3:19
Mar 13, 2019	GRAMBLING	w 18-1	9	16-1-0	0-0-0	Cerantola (W 3-0)	7495	3:19
* Mar 15, 2019	at #4 Florida	w 6-5	9	17-1-0	1-0-0	Small (W 2-0)	4215	3:12
* Mar 16, 2019	at #4 Florida-1	w 10-5	9	18-1-0	2-0-0	Ginn (W 5-0)	4019	3:13
* Mar 16, 2019	at #4 Florida-2	L 2-4	9	18-2-0	2-1-0	James (L 2-1)	3247	2:48
Mar 19, 2019	LITTLE ROCK	w 15-4	9	19-2-0	2-1-0	Eagan (W 1-0)	7470	3:28
Mar 20, 2019	at Samford	w 6-4	9	20-2-0	2-1-0	Spring (W 1-0)	2284	3:23
* Mar 22, 2019	#16 AUBURN	L 5-6	9	20-3-0	2-2-0	White (L 1-1)	10029	3:14
* Mar 23, 2019	#16 AUBURN	w 15-2	9	21-3-0	3-2-0	Ginn (W 6-0)	12343	3:22
* Mar 24, 2019	#16 AUBURN	w 20-15	9	22-3-0	4-2-0	Gordon (W 3-0)	9886	4:11
Mar 26, 2019	MISS. VALLEY STATE	w 18-5	9	23-3-0	4-2-0	Liebelt (W 1-0)	7198	3:24
* Mar 28, 2019	#17 LSU	w 6-5	9	24-3-0	5-2-0	Small (W 3-0)	9797	3:34
* Mar 29, 2019	#17 LSU	L 5-10	9	24-4-0	5-3-0	Ginn (L 6-1)	11262	3:36
* Mar 30, 2019	#17 LSU	L 2-11	9	24-5-0	5-4-0	Plumlee (L 1-1)	11648	3:15
Apr 03, 2019	ULM	w 21-8	9	25-5-0	5-4-0	Smith (W 1-0)	7532	3:46
* Apr 05, 2019	at Tennessee	w 6-3	(11)	26-5-0	6-4-0	Barlow (W 2-1)	2684	3:33
* Apr 06, 2019	at Tennessee	L 1-2	9	26-6-0	6-5-0	Plumlee (L 1-2)	2485	2:46
* Apr 07, 2019	at Tennessee	w 7-5	9	27-6-0	7-5-0	James (W 3-1)	2416	3:09
Apr 10, 2019	SOUTH ALABAMA	w 7-5	9	28-6-0	7-5-0	Smith (W 2-0)	7270	3:13
* Apr 12, 2019	ALABAMA	w 6-0	9	29-6-0	8-5-0	Small (W 4-0)	10386	2:55
* Apr 13, 2019	ALABAMA	w 9-1	9	30-6-0	9-5-0	Plumlee (W 2-2)	11112	3:59
* Apr 14, 2019	ALABAMA	w 13-3	9	31-6-0	10-5-0	Ginn (W 7-1)	8593	3:25
Apr 16, 2019	TEXAS SOUTHERN	w 5-1	9	32-6-0	10-5-0	White (W 2-1)	7402	2:46
* Apr 18, 2019	at #10 Arkansas	L 3-5	9	32-7-0	10-6-0	Small (L 4-1)	8338	2:50
* Apr 19, 2019	at #10 Arkansas	L 5-12	9	32-8-0	10-7-0	Plumlee (L 2-3)	9573	3:58
* Apr 20, 2019	at #10 Arkansas	L 2-10	9	32-9-0	10-8-0	Ginn (L 7-2)	11087	2:58
Apr 23, 2019	vs #23 Ole Miss	w 8-1	9	33-9-0	10-8-0	Barlow (W 3-1)	8638	3:30
* Apr 26, 2019	#3 GEORGIA	w 19-3	9	34-9-0	11-8-0	Small (W 5-1)	9061	3:40
* Apr 27, 2019	#3 GEORGIA	w 9-3	9	35-9-0	12-8-0	Ginn (W 8-2)	9572	3:33
* Apr 28, 2019	#3 GEORGIA	w 6-5	9	36-9-0	13-8-0	Plumlee (W 3-3)	8204	3:18

* = SEC game

\$ = Frisco Classic (Dr Pepper Ballpark; Frisco, Texas)

Rankings from Baseball America

() extra inning game



Game-by-Game

Hitting

Date	Opponent	ab	r	h	rbi	2b	3b	hr	tb	bb	ibb	sb	cs	hbp	sac	sf	gdp	k	po	a	e	lob	avg
Feb 15	YOUNGSTOWN ST	40	14	14	14	4	0	2	24	4	0	0	0	0	0	0	0	2	27	6	1	6	.350
Feb 16	YOUNGSTOWN ST	36	14	14	13	5	0	1	22	6	0	1	1	1	0	1	0	3	27	8	0	6	.368
Feb 16	YOUNGSTOWN ST	35	8	11	8	3	1	2	22	3	0	2	0	3	0	0	0	8	27	7	1	9	.351
Feb 20	UAB	29	3	3	3	0	0	0	3	3	0	1	0	1	0	0	0	8	27	13	0	6	.300
Feb 22	SOUTHERN MISS	36	0	7	0	0	0	0	7	0	0	2	1	0	0	0	0	4	30	12	0	6	.278
Feb 23	SOUTHERN MISS	36	8	13	8	1	0	3	23	5	1	1	0	0	0	0	2	6	27	16	0	9	.292
Feb 24	SOUTHERN MISS	35	4	7	4	4	0	0	11	4	1	0	0	0	0	0	1	9	27	9	0	9	.279
Feb 26	JACKSON STATE	35	17	12	12	4	0	2	22	8	0	3	0	3	0	1	1	0	27	6	2	6	.287
Feb 27	SOUTHEASTERN L	33	12	12	10	2	0	2	20	8	0	2	1	2	0	1	0	6	27	6	1	8	.295
Mar 01	vs Sam Houston St	34	5	10	4	3	0	0	13	0	0	1	0	0	1	1	0	6	27	12	2	7	.295
Mar 02	vs Texas Tech	33	4	8	2	1	0	0	9	5	0	1	1	2	1	1	0	9	27	8	0	11	.291
Mar 05	EAST CAROLINA	28	4	6	3	1	0	0	7	5	0	0	0	0	1	1	1	9	27	9	4	7	.285
Mar 06	ARKANSAS-PINE B	36	14	15	13	6	0	0	21	6	1	1	1	2	1	1	0	4	27	9	1	8	.296
Mar 08	MAINE	37	9	14	8	3	0	1	20	2	0	4	1	0	0	0	0	5	27	8	1	6	.302
Mar 08	MAINE	30	5	8	3	1	0	1	12	4	2	2	1	0	0	1	1	5	27	7	2	6	.300
Mar 10	MAINE	35	9	11	9	1	0	2	18	3	1	6	0	2	0	0	1	5	27	10	0	7	.301
Mar 13	GRAMBLING	41	18	18	16	4	2	1	29	8	0	1	1	0	0	1	0	9	27	6	2	8	.311
*Mar 15	at Florida	35	6	10	5	2	0	1	15	4	0	0	0	1	2	0	0	7	27	5	0	9	.309
*Mar 16	at Florida	45	10	17	8	6	0	3	32	0	0	0	0	0	0	0	0	9	27	12	2	8	.314
*Mar 16	at Florida	34	2	8	2	3	0	0	11	1	0	0	0	0	1	0	0	5	24	7	0	7	.310
Mar 19	LITTLE ROCK	40	15	15	13	3	2	0	22	8	0	2	0	0	0	0	1	6	27	9	0	9	.314
Mar 20	at Samford	37	6	11	6	1	1	0	14	7	0	2	0	1	0	0	1	5	27	8	1	12	.313
*Mar 22	AUBURN	37	5	7	3	2	0	0	9	3	0	0	0	2	0	0	0	7	27	10	1	10	.307
*Mar 23	AUBURN	41	15	20	12	5	0	1	28	8	0	1	1	0	0	1	1	7	27	13	0	11	.316
*Mar 24	AUBURN	45	20	21	20	8	0	2	35	5	0	3	0	1	0	1	0	6	27	10	3	8	.323
Mar 26	MISS. VALLEY STA	41	18	17	15	2	0	2	25	5	0	5	0	1	0	2	0	2	27	9	2	7	.327
*Mar 28	LSU	32	6	11	6	3	0	3	23	4	0	2	1	1	1	0	1	6	27	6	2	8	.328
*Mar 29	LSU	35	5	8	4	2	1	1	15	4	0	0	0	0	0	0	0	10	27	7	2	7	.324
*Mar 30	LSU	36	2	10	2	2	0	1	15	2	0	0	1	0	0	0	0	4	27	9	3	9	.323
Apr 03	ULM	39	21	19	20	0	1	2	27	8	0	1	1	2	1	1	1	4	27	9	1	6	.329
*Apr 05	at Tennessee	42	6	11	5	2	0	0	13	5	0	1	1	0	0	0	0	10	33	7	0	8	.326
*Apr 06	at Tennessee	32	1	5	1	0	0	0	5	2	0	1	0	0	0	0	0	6	24	12	1	6	.322
*Apr 07	at Tennessee	35	7	13	7	3	0	2	22	1	0	0	0	3	1	1	2	3	27	18	1	7	.323
Apr 10	SOUTH ALABAMA	32	7	11	7	3	0	2	20	3	0	0	0	1	0	0	1	2	27	12	0	5	.324
*Apr 12	ALABAMA	37	6	13	6	2	0	1	18	1	0	0	0	0	0	0	0	5	27	7	0	8	.324
*Apr 13	ALABAMA	33	9	10	9	0	0	3	19	6	0	0	0	0	1	0	0	7	27	15	1	7	.324
*Apr 14	ALABAMA	41	13	17	12	6	0	1	26	6	0	1	0	0	0	1	0	5	27	12	0	11	.327
Apr 16	TEXAS SOUTHERN	31	5	10	5	1	0	1	14	2	0	0	0	1	2	0	2	3	27	11	1	7	.327
*Apr 18	at Arkansas	32	3	6	3	1	0	2	13	1	0	0	0	1	0	0	0	13	24	7	0	4	.323
*Apr 19	at Arkansas	33	5	5	5	0	0	1	8	5	0	0	0	1	0	0	0	11	24	11	2	7	.319
*Apr 20	at Arkansas	33	2	6	2	0	0	0	6	3	0	0	0	0	0	0	0	6	24	12	1	7	.316
Apr 23	vs Ole Miss	34	8	7	7	1	0	1	11	5	1	0	0	2	0	2	0	10	27	11	1	8	.314
*Apr 26	GEORGIA	38	19	19	16	7	0	1	29	13	2	0	1	1	1	0	2	4	27	5	2	10	.318
*Apr 27	GEORGIA	36	9	12	8	1	0	2	19	3	0	0	0	1	0	2	0	5	27	11	2	9	.319
*Apr 28	GEORGIA	27	6	8	5	2	0	0	10	7	0	1	1	1	0	2	0	6	27	4	2	7	.318
Totals		1602	385	510	344	111	8	50	787	196	9	48	15	37	14	22	19	272	1209	421	48	347	.318



Game-by-Game

Pitching

Date	Opponent	ip	h	r	er	bb	so	2b	3b	hr	wp	bk	hbp	dp	ibb	score	w-l	sv	era
Feb 15	YOUNGSTOWN ST	9.0	5	3	3	1	18	1	0	1	1	0	1	0	0	14-3	1-0	0	3.00
Feb 16	YOUNGSTOWN ST	9.0	3	2	2	5	15	0	0	1	1	0	1	0	0	14-2	2-0	0	2.50
Feb 16	YOUNGSTOWN ST	9.0	7	0	0	2	10	0	0	0	1	0	1	1	0	8-0	3-0	0	1.67
Feb 20	UAB	9.0	9	2	2	2	10	0	0	0	1	0	1	0	0	3-2	4-0	1	1.75
Feb 22	SOUTHERN MISS	10.0	3	1	1	2	16	0	0	0	1	0	1	0	0	0-1	4-1	1	1.57
Feb 23	SOUTHERN MISS	9.0	4	1	1	1	11	0	1	0	3	0	1	1	0	8-1	5-1	1	1.47
Feb 24	SOUTHERN MISS	9.0	8	3	3	8	10	1	0	1	2	0	0	1	1	4-3	6-1	1	1.69
Feb 26	JACKSON STATE	9.0	8	4	1	1	11	2	0	0	1	0	2	0	0	17-4	7-1	1	1.60
Feb 27	SOUTHEASTERN L	9.0	2	0	0	2	14	0	0	0	1	0	1	1	0	12-0	8-1	1	1.43
Mar 01	vs Sam Houston St	9.0	11	4	2	0	9	1	1	0	0	0	1	0	0	5-4	9-1	2	1.48
Mar 02	vs Texas Tech	9.0	3	2	2	1	12	0	0	0	2	1	0	0	0	4-2	10-1	3	1.53
Mar 05	EAST CAROLINA	9.0	4	1	1	1	14	2	0	0	1	0	4	1	0	4-1	11-1	4	1.49
Mar 06	ARKANSAS-PINE B	9.0	5	1	1	4	8	1	0	0	1	0	0	1	1	14-1	12-1	4	1.45
Mar 08	MAINE	9.0	7	2	1	2	13	3	0	0	0	0	0	1	0	9-2	13-1	5	1.42
Mar 08	MAINE	9.0	6	1	1	0	13	0	0	0	1	1	0	0	0	5-1	14-1	5	1.39
Mar 10	MAINE	9.0	9	8	8	7	10	1	0	0	1	0	1	1	0	9-8	15-1	6	1.80
Mar 13	GRAMBLING	9.0	6	1	0	3	11	0	0	0	1	0	1	0	0	18-1	16-1	6	1.69
*Mar 15	at Florida	9.0	6	5	5	4	13	0	0	1	1	0	1	0	0	6-5	17-1	6	1.88
*Mar 16	at Florida	9.0	11	5	5	0	12	3	0	1	0	0	1	0	0	10-5	18-1	7	2.04
*Mar 16	at Florida	8.0	8	4	4	2	6	2	0	1	0	1	1	0	0	2-4	18-2	7	2.15
Mar 19	LITTLE ROCK	9.0	5	4	4	6	12	2	0	0	2	0	3	0	0	15-4	19-2	7	2.24
Mar 20	at Samford	9.0	10	4	3	3	14	1	0	1	0	0	2	0	0	6-4	20-2	8	2.27
*Mar 22	AUBURN	9.0	9	6	6	3	11	2	1	2	0	0	0	0	0	5-6	20-3	8	2.43
*Mar 23	AUBURN	9.0	4	2	2	1	9	2	0	0	0	0	1	0	0	15-2	21-3	8	2.42
*Mar 24	AUBURN	9.0	21	15	14	3	8	3	0	2	1	0	2	1	0	20-15	22-3	8	2.88
Mar 26	MISS. VALLEY STA	9.0	2	5	4	5	16	1	0	0	3	0	4	0	0	18-5	23-3	8	2.92
*Mar 28	LSU	9.0	9	5	5	4	17	1	0	1	2	0	0	0	0	6-5	24-3	9	3.00
*Mar 29	LSU	9.0	13	10	8	3	12	4	0	0	0	0	1	0	0	5-10	24-4	9	3.18
*Mar 30	LSU	9.0	11	11	8	6	12	2	0	2	2	0	1	1	0	2-11	24-5	9	3.34
Apr 03	ULM	9.0	11	8	6	5	14	5	0	1	1	0	0	0	0	21-8	25-5	9	3.43
*Apr 05	at Tennessee	11.0	10	3	3	0	12	4	0	0	1	0	1	1	0	6-3	26-5	9	3.40
*Apr 06	at Tennessee	8.0	3	2	1	3	6	1	0	0	0	0	1	0	0	1-2	26-6	9	3.33
*Apr 07	at Tennessee	9.0	9	5	5	0	7	2	0	1	1	0	2	0	0	7-5	27-6	10	3.38
Apr 10	SOUTH ALABAMA	9.0	11	5	5	3	10	1	0	2	1	0	1	2	0	7-5	28-6	11	3.43
*Apr 12	ALABAMA	9.0	4	0	0	4	18	3	0	0	1	0	0	0	0	6-0	29-6	11	3.33
*Apr 13	ALABAMA	9.0	6	1	1	3	5	2	0	0	0	0	1	1	0	9-1	30-6	11	3.27
*Apr 14	ALABAMA	9.0	11	3	3	3	8	3	0	1	1	0	1	0	0	13-3	31-6	11	3.26
Apr 16	TEXAS SOUTHERN	9.0	2	1	0	6	8	0	0	0	0	0	0	2	0	5-1	32-6	11	3.17
*Apr 18	at Arkansas	8.0	9	5	5	2	10	2	0	1	0	0	0	0	0	3-5	32-7	11	3.23
*Apr 19	at Arkansas	8.0	12	12	10	16	10	0	1	1	4	0	0	2	0	5-12	32-8	11	3.41
*Apr 20	at Arkansas	8.0	10	10	9	4	7	2	0	1	0	0	1	1	0	2-10	32-9	11	3.56
Apr 23	vs Ole Miss	9.0	8	1	1	4	9	2	0	0	2	0	1	0	0	8-1	33-9	11	3.49
*Apr 26	GEORGIA	9.0	6	3	2	2	15	2	0	1	0	0	1	0	0	19-3	34-9	11	3.46
*Apr 27	GEORGIA	9.0	7	3	2	5	12	1	0	0	1	0	3	1	0	9-3	35-9	11	3.43
*Apr 28	GEORGIA	9.0	6	5	5	6	9	1	0	2	0	0	1	1	0	6-5	36-9	11	3.46
Totals		403.0	334	179	155	148	507	66	4	25	43	3	47	21	2	385-179	36-9	11	3.46



Non-Starter Statistics

Player	avg	gp-gs	ab	r	h	2b	3b	hr	rbi	tb	slg%	bb	hp	so	gdp	ob%	sf	sh	sb-att	po	a	e	fld%
8 Skelton, Dustin	1.000	4-0	4	2	4	1	0	1	5	8	2.000	0	0	0	0	1.000	0	0	0-0	6	1	0	1.000
27 Brock, Bryce	.500	1-0	2	1	1	0	0	0	1	1	.500	0	0	0	0	.500	0	0	0-0	1	0	0	1.000
20 Hancock, Luke	.417	11-0	12	3	5	2	0	0	8	7	.583	2	0	3	1	.500	0	0	0-0	10	0	0	1.000
32 Jordan, Landon	.412	17-0	17	6	7	2	0	0	4	9	.529	3	0	2	1	.500	0	0	0-0	2	2	0	1.000
12 Jones, Hayden	.273	11-0	11	1	3	1	0	0	2	4	.364	2	0	2	0	.385	0	0	0-0	20	0	1	.952
10 Hatcher, Josh	.250	14-0	16	2	4	0	0	0	4	4	.250	2	0	5	0	.333	0	0	0-0	2	1	0	1.000
33 Cumbest, Brad	.250	18-0	16	4	4	3	0	0	4	7	.438	2	1	5	0	.350	1	0	0-0	4	0	0	1.000
34 Gilbert, Marshall	.130	20-0	23	0	3	2	0	0	0	5	.217	4	1	11	0	.286	0	0	0-0	12	2	0	1.000
3 Ginn, JT	.000	3-0	3	0	0	0	0	0	0	0	.000	0	0	1	0	.000	0	0	0-0	0	0	0	.000
31 Bell, Benjamin	.000	9-0	1	3	0	0	0	0	0	0	.000	0	0	0	1	.000	0	0	0-0	0	0	0	.000
2 Halter, Gunner	.000	2-0	1	1	0	0	0	0	1	0	.000	1	0	0	0	.500	0	1	0-0	1	0	0	1.000

4 Jordan, Rowdey	.000	1-0	0	1	0	0	0	0	0	0	.000	0	0	0	0	.000	0	0	0-0	0	0	0	.000
Totals	.292	45	106	24	31	11	0	1	29	45	.425	16	2	29	3	.392	1	1	0-0	78	37	5	.958
Opponents	.280	45	82	14	23	5	0	3	14	37	.451	9	0	35	1	.348	1	0	1-1	47	34	5	.942

(All games Sorted by Earned run avg)

Player	era	w-l	app	gs	cg	sho	sv	ip	h	r	er	bb	so	2b	3b	hr	b/avg	wp	hp	bk	sfa	sha
37 Cerantola, Eric	0.00	1-0	3	0	0	0/0	0	4.0	0	1	0	5	8	0	0	0	.000	0	0	0	0	0
43 Breaux, Kale	0.00	0-0	1	0	0	0/0	0	0.1	1	0	0	1	1	1	0	0	.500	0	0	0	0	0
39 Spring, Tyler	2.00	1-0	8	0	0	0/0	0	9.0	6	2	2	5	12	3	0	0	.182	2	1	0	0	0
19 Liebelt, Jared	2.97	1-0	21	0	0	0/3	3	33.1	32	14	11	6	24	8	1	1	.250	1	2	0	2	0
27 Brock, Bryce	3.68	0-0	6	0	0	0/0	0	7.1	10	5	3	5	9	0	0	0	.313	0	2	0	0	0
16 Eagan, Jack	3.71	1-0	13	0	0	0/1	0	17.0	8	8	7	10	27	3	0	1	.151	0	4	0	1	2
14 Self, Riley	3.78	1-0	14	0	0	0/1	0	16.2	21	7	7	3	14	4	0	2	.309	3	1	0	0	0
55 Price, Spencer	3.86	0-0	10	0	0	0/0	0	9.1	9	5	4	6	10	2	0	1	.250	1	1	0	0	1
6 Smith, Brandon	3.91	2-0	18	0	0	0/1	0	23.0	23	11	10	3	18	3	1	3	.267	1	3	0	1	1
41 White, Colby	3.92	2-1	21	0	0	0/2	0	20.2	15	10	9	5	36	3	0	2	.197	1	1	0	0	0
46 Barlow, Trysten	4.05	3-1	20	0	0	0/1	0	20.0	17	10	9	7	27	3	0	2	.224	2	6	0	1	2
18 James, Keegan	4.50	1-0	6	0	0	0/0	0	8.0	5	6	4	7	7	1	1	0	.161	4	2	0	0	0
24 Gordon, Cole	5.79	3-0	17	0	0	0/0	8	23.1	22	16	15	15	36	2	0	2	.244	5	1	0	2	0
13 Plumlee, Peyton	7.27	0-0	4	0	0	0/0	0	8.2	5	7	7	6	11	2	0	0	.152	3	2	0	0	0
Totals	3.95	16-2	45	0	0	3/3	11	200.2	174	102	88	84	240	35	3	14	.230	23	26	0	7	6
Opponents	9.51	3-11	45	0	0	1/1	4	181.2	272	225	192	119	134	69	4	22	.343	45	24	5	15	6

National Rankings (Games through April 30)

Hitting	NCAA	SEC	Total	Hitting	Name	NCAA	SEC	Total	Hitting (cont.)	Name	NCAA	SEC	Total
Batting Average	4	2	0.318	Batting Average	Jake Mangum	26	2	.394	Sacrifice Flies	Elijah MacNamee	41	4	5
On Base Percentage	23	4	0.4		Jordan Westburg	183	11	.345		Tanner Allen	113	8	4
Slugging Percentage	9	3	0.491		Justin Foscoe	214	13	.340		Jordan Westburg	113	8	4
Hits	3	1	510	On Base Percentage	---				Stolen Bases	Jake Mangum	38	2	20
Runs	3	1	385	Slugging Percentage	Justin Foscoe	82	5	.617	Total Bases	Justin Foscoe	19	3	116
Runs Per Game	6	1	8.6		Jordan Westburg	173	11	.569		Jake Mangum	42	5	106
Doubles	1	1	111	Hits	Dustin Skelton	233	15	.547	Toughest to Strike Out	Jordan Westburg	85	10	99
Doubles Per Game	2	1	2.47		Jake Mangum	1	1	80		Jake Mangum	3	1	16.9
Triples	164	5	8		Justin Foscoe	39	4	64		Justin Foscoe	123	6	9.0
Triples Per Game	195	5	0.18	Runs	Jordan Westburg	91	10	60	Pitching	Name	NCAA	SEC	Total
Home Runs	27	6	50		Jake Mangum	13	3	54	Victories	JT Ginn	5	2	8
Home Runs Per Game	31	6	1.11		Jordan Westburg	34	7	50	Saves	Cole Gordon	39	6	8
Base on Balls	92	8	196		Justin Foscoe	58	9	47	Earned Run Average	Ethan Small	38	5	2.05
Hit by Pitch	203	13	37	Runs Batted In	Elijah MacNamee	83	14	44	Hits Allowed Per Nine Innings	Ethan Small	15	4	5.32
Sacrifice Bunts	219	10	14		Tanner Allen	108	15	42		Peyton Plumlee	77	9	6.48
Sacrifice Flies	56	5	22		Rowdey Jordan	129	20	41	WHIP	Ethan Small	9	2	0.85
Stolen Bases	116	8	48		Justin Foscoe	50	5	47		JT Ginn	78	12	1.05
Stolen Bases Per Game	138	8	1.07		Jordan Westburg	50	5	47	Walks Allowed Per Nine Innings	JT Ginn	27	3	1.3
Pitching	NCAA	SEC	Total		Tanner Allen	79	8	44	Hit Batters	---			
Earned Run Average	23	5	3.48	Doubles	Elijah MacNamee	117	12	41	Strikeout-to-Walk Ratio	JT Ginn	9	1	8.33
Hits Allowed Per Nine Innings	15	4	7.46		Jake Mangum	22	3	17		Ethan Small	21	3	6.71
WHIP	11	4	1.2		Jordan Westburg	22	3	17	Strikeouts	Ethan Small	2	1	114
Walks Allowed Per Nine Innings	24	5	3.31		Justin Foscoe	36	5	16		JT Ginn	66	11	75
Hit Batters	106	2	47		Tanner Allen	55	7	15	Strikeouts Per Nine Innings	Ethan Small	2	1	15.55
Strikeout-to-Walk Ratio	1	1	3.43		Elijah MacNamee	135	12	13		JT Ginn	45	8	11.57
Strikeouts Per Nine Innings	1	1	11.3	Triples	Jake Mangum	113	4	3	Pitching Appearances	Jared Liebelt	107	5	21
Shutouts	50	9	3	Home Runs	Justin Foscoe	35	3	12		Colby White	107	5	21
Fielding	NCAA	SEC	Total		Dustin Skelton	116	15	9	Games Started	JT Ginn	28	3	11
Fielding Percentage	98	11	0.971	Base on Balls	Elijah MacNamee	127	12	31		Ethan Small	28	3	11
Double Plays	261	14	21	Hit by Pitch	---				Complete Games	---			
Double Plays Per Game	278	14	0.47	Sacrifice Bunts	Gunner Halter	58	1	7					



2019 Game-by-Game

Opponent (Date)	AB	R	H	RBI	BB
YOUNGSTOWN STATE (F15) *	4	1	1	2	--
YOUNGSTOWN STATE (F16) *	4	1	1	--	--
YOUNGSTOWN STATE (F16) *	4	--	2	--	--
UAB (F20) *	3	1	--	--	--
SOUTHERN MISS (F22) *	4	--	--	--	--
SOUTHERN MISS (F23) *	3	1	--	--	--
SOUTHERN MISS (F24)			-DNP-		
JACKSON STATE (F26)	1	1	--	1	1
SOUTHEASTERN LOUISIANA (F27) *	2	2	1	1	1
vs. Sam Houston State (Mr1) *	3	1	1	--	--
vs. Texas Tech (Mr2) *	3	--	1	1	--
EAST CAROLINA (Mr5) *	2	--	1	1	1
ARKANSAS-PINE BLUFF (Mr6) *	2	--	--	--	1
MAINE (Mr8) *	3	2	2	1	--
MAINE (Mr8) *	3	1	2	--	--
MAINE (Mr10) *	4	1	1	--	--
GRAMBLING (Mr13) *	2	4	1	--	3
at Florida (Mr15) *	3	--	--	--	1
at Florida (Mr16) *	5	1	1	--	--
at Florida (Mr16) *	2	--	1	1	--
LITTLE ROCK (Mr19)			-DNP-		
at Samford (Mr20)			-DNP-		
AUBURN (Mr22) *	4	--	1	--	--
AUBURN (Mr23) *	4	2	3	1	1
AUBURN (Mr24) *	5	1	1	2	--
MISSISSIPPI VALLEY STATE (Mr26) *	4	2	--	--	--
LSU (Mr28) *	3	--	--	--	--
LSU (Mr29) *	3	1	1	--	--
LSU (Mr30) *	2	--	--	--	--
ULM (A3) *	2	2	--	--	2
at Tennessee (A5) *	2	--	--	--	--
at Tennessee (A6)			-DNP-		
at Tennessee (A7)	--	--	--	--	--
SOUTH ALABAMA (A10) *	4	1	1	--	--
ALABAMA (A12) *	4	1	2	--	--
ALABAMA (A13)			-DNP-		
ALABAMA (A14)			-DNP-		
TEXAS SOUTHERN (A16)			-DNP-		
at Arkansas (A18) *	2	--	--	--	--
at Arkansas (A19) *	2	1	1	--	1
at Arkansas (A20) *	2	--	1	--	--
vs. Ole Miss (A23)			-DNP-		
GEORGIA (A26) *	3	2	2	1	1
GEORGIA (A27) *	4	--	2	1	--
GEORGIA (A28) *	1	--	--	--	--
at Texas A&M (My2)					
at Texas A&M (My3)					
at Texas A&M (My4)					
MEMPHIS (My8)					
at Ole Miss (My10)					
at Ole Miss (My11)					
at Ole Miss (My12)					
SOUTH CAROLINA (My16)					
SOUTH CAROLINA (My17)					
SOUTH CAROLINA (My18)					

* - Denotes Game Started

2019 Biography

Season: Appeared in 37 games with 35 starts...Has started 27 games at second base and seven games at third base...Made his first-career start at third base versus South Alabama (4/10) ... Had a hit and two RBIs in his MSU debut against Youngstown State (2/15) ... Hit his first career home run against Southeastern Louisiana (2/27).

Youngstown State (2/15-16): Started all three games at second base ... Collected four hits over the weekend ... Singled and drove in a pair of RBIs in his MSU debut on opening day ... Singled and scored in the middle game ... Posted his first career multi-hit performance with two hits in the series finale. **UAB (2/20):** Started at second base ... Scored the game-tying run after reaching on an error. **Southern Miss (2/22-24):** Started the first two games of the series ... Reached on a fielder's choice and scoring in the middle game. **Jackson State (2/26):** Entered as a defensive replacement at second base in the seventh inning ... Picked up an RBI walk and scored one run. **Southeastern Louisiana (2/27):** Hit first-career home run, a solo shot ... Also walked, stole a base and scored one run. **Frisco Classic (3/1-2):** Picked up a pair of hits in a pair of games. vs. *Sam Houston State (3/1):* Went 1-for-3 with a run scored and a sacrifice bunt. vs. *Texas Tech (3/2):* Had an RBI single to give MSU a 2-1 lead in the fourth inning. **ECU (3/5):** Walked, singled and drove in the game-winning run. **Arkansas-Pine Bluff (3/6):** Walked and added a sacrifice bunt. **Maine (3/8-10):** Totalled five hits and four runs scored in the series ... Went 2-for-3, drove in a run and scored twice in the first contest...Collected two hits and scored one run in the middle game of the series. ... Was 1-for-4 in game three ... Scored one run. **Grambling (3/13):** Finished 1-for-2 with three walks and four runs scored. **at Florida (3/15-16):** Started at second base all three games...Tripled and scored a run in game two... Doubled in the series finale. **Auburn (3/22-24):** Hit .385 in the series , going 5-for-13, with three runs scored and three RBIs...Had one hit in the series opener... Reached base four times, going 3-for-4 at the plate with one walk in the middle game of the series...Scored two runs and had one RBI...Drove in two RBIs on one hit in the series finale....Scored once and stole one base. **Mississippi Valley State (3/26):** Reached on an error and was hit by a pitch...Scored two runs. **LSU (3/28-30):** Started all three games at second base...Doubled and scored in the fifth inning of the middle game in the series. **ULM (4/3):** Walked twice and scored two runs. **at Tennessee (4/5-7):** Appeared in two games, starting the series opener at second base...Appeared at third base as a defensive replacement in the series finale. **South Alabama (4/10):** Made the start at third base, his first-career start at third...Singled and scored in the third inning for his lone hit. **Alabama (4/12/14):** Appeared one game, making the start at first base in the series opener...Went 2-for-4 with a run scored. **at Arkansas (4/18-20):** Started all three games at third base...Singled, walked and scored a run in the middle game of the series...Was 1-for-2 in the series finale. **Georgia (4/26-28):** Hit .500 (4-for-8) in three starts at third base...Posted a pair of multi-hit games...Went 2-for-3 with a walk in the series opener...Scored twice and drove in one RBI in the series opener...Singled in an RBI in the second inning and seventh inning of the opener...Chipped in a pair of singles in the middle game of the series...Drove in one RBI in the seventh inning of the second game.

Halter's Single-Game Career Highs

At-Bats	5	Twice; Last Auburn, 3/24/19	Total Bases	4	Last Auburn, 3/23/19
Runs	4	Grambling, 3/13/19	Walks	3	Grambling, 3/13/19
Hits	3	Auburn, 3/23/19	Strikeouts	2	Five Times; Last at Tennessee, 4/5/19
RBIs	2	Twice; Last Auburn, 3/24/19	Stolen Bases	1	Three Times; Last Auburn, 3/24/19
Doubles	1	Three Times; Last LSU, 3/29/19			
Triples	---				
Home Runs	1	Southeastern Louisiana, 2/27/19			

Halter's Career Statistics

	Avg	GP- GS	AB	R	H	2B	3B	HR	RBI	TB	SLG%	BB	HBP	SO	GDP	OB%	SF	SH	SB-ATT	PO	A	E	FLD%
2019	.287	37-35	108	30	31	3	0	1	13	37	.343	13	1	25	0	.369	0	7	3-3	34	55	10	.899
Career	.287	37-35	108	30	31	3	0	1	13	37	.343	13	1	25	0	.369	0	7	3-3	34	55	10	.899



2019 Game-by-Game

Opponent (Date)	Dec.	IP	H	R (ER)	BB	K
YOUNGSTOWN STATE (F15)		-DNP-				
YOUNGSTOWN STATE (F16) *	W	5.0	2	2 (2)	1	7
YOUNGSTOWN STATE (F16)		-DNP-				
UAB (F20)		-DNP-				
SOUTHERN MISS (F22)		-DNP-				
SOUTHERN MISS (F23) *	W	7.0	2	-- (--)	1	9
SOUTHERN MISS (F24)		-DNP-				
JACKSON STATE (F26)		-DNP-				
SOUTHEASTERN LOUISIANA (F27)		-DNP-				
vs. Sam Houston State (Mr1)		-DNP-				
vs. Texas Tech (Mr2) *	W	7.0	3	2 (2)	1	8
EAST CAROLINA (Mr5)		-DNP-				
ARKANSAS-PINE BLUFF (Mr6)		-DNP-				
MAINE (Mr8)		-DNP-				
MAINE (Mr8) *	W	6.0	6	1 (1)	--	8
MAINE (Mr10)		-DNP-				
GRAMBLING (Mr13)		-DNP-				
at Florida (Mr15)		-DNP-				
at Florida (Mr16)	W	6.1	10	4(4)	--	11
at Florida (Mr16)		-DNP-				
LITTLE ROCK (Mr19)		-DNP-				
at Samford (Mr20)		-DNP-				
AUBURN (Mr22)		-DNP-				
AUBURN (Mr23) *	W	7.0	3	2(2)	1	6
AUBURN (Mr24)		-DNP-				
MISSISSIPPI VALLEY STATE (Mr26)		-DNP-				
LSU (Mr28)		-DNP-				
LSU (Mr29) *	L	5.0	9	6(5)	2	9
LSU (Mr30)		-DNP-				
ULM (A3)		-DNP-				
at Tennessee (A5)		-DNP-				
at Tennessee (A6)		-DNP-				
at Tennessee (A7) *	ND	1.0	3	2 (2)	--	2
SOUTH ALABAMA (A10)		-DNP-				
ALABAMA (A12)		-DNP-				
ALABAMA (A13)		-DNP-				
ALABAMA (A14) *	W	4.0	4	-- (--)	--	4
TEXAS SOUTHERN (A16)		-DNP-				
at Arkansas (A18)		-DNP-				
at Arkansas (A19)		-DNP-				
at Arkansas (A20) *	L	5.0	5	3 (2)	1	4
vs. Ole Miss (A23)		-DNP-				
GEORGIA (A26)		-DNP-				
GEORGIA (A27) *	W	5.0	5	1 (1)	2	7
GEORGIA (A28)		-DNP-				
at Texas A&M (My2)						
at Texas A&M (My3)						
at Texas A&M (My4)						
MEMPHIS (My8)						
at Ole Miss (My10)						
at Ole Miss (My11)						
at Ole Miss (My12)						
SOUTH CAROLINA (My16)						
SOUTH CAROLINA (My17)						
SOUTH CAROLINA (My18)						

* - Denotes Game Started | (W)in, (L)oss, H(old), (S)ave, (B)low/n Save

2019 Biography

Awards: Named SEC Co-Freshman of the Week February 25 after tossing seven shutout innings against Southern Miss (2/23) . . . Honored as SEC Co-Freshman of the Week March 4 after his performance at the Frisco Classic . . . Named the Frisco Classic Most Valuable Player.

Season: Started 11 games on the mound . . . Earned a win in each of his first six career starts . . . Won his MSU debut with five innings of two-run work versus Youngstown State (2/16) . . . Also owns three plate appearances.

Youngstown State (2/15-16): Made collegiate debut in the middle game of the series . . . Earned first collegiate win . . . Struck out seven batters over five innings . . . Allowed two runs on as many hits. **Southern Miss (2/22-24):** Shutout the Golden Eagles through seven innings in the middle game of the series to earn the win . . . Struck out a career-high nine batters . . . Allowed just two hits. **Frisco Classic (3/1-2):** vs. *Texas Tech (3/2):* Allowed just two runs on three hits over seven innings to earn the win. **Maine (3/8-10):** Struck out eight over six innings . . . Allowed just one run in game two of the Friday doubleheader to get the win. **at Florida (3/15-16):** Struck out 11 batters in a game two start...Allowed four runs on ten hits...Earned the victory. **Auburn (3/22-24):** Started the middle game of the series and threw seven innings to earn the win...Allowed two runs on three hits...Walked one and struck out six. **LSU (3/28-30):** Threw five innings in a start in the middle game of the series...Allowed six runs - five earned - on nine hits...Struck out nine and walked two. **at Tennessee (4/5-7):** Started the series finale and threw one inning...Allowed two runs on three hits in the no decision...Didn't walk a batter and struck out two. **Alabama (4/12/14):** Started the series finale and threw four scoreless innings, leaving due to pitch count...Stuck out four and allowed four hits...Didn't walk a batter in earning the victory. **at Arkansas (4/18-20):** Made the start in the middle game of the series...Threw five innings and allowed three runs - two earned - in a loss...Walked one and struck out four. **Georgia (4/26-28):** Earned he win with five innings of one-run work on the mound in the middle game of the series...Allowed the one run on five hits...Walked two and struck out seven.

Ginn's Single-Game Career Highs

Innings Pitched	7.0	Three Times; Last Auburn, 3/23/19	Wild Pitches	3	Southern Miss, 2/23/19
Fewest Hits	2	Twice; Last Southern Miss, 2/23/19	Hit-by-Pitch	1	Four Times; Last Auburn, 3/23/19
Fewest Runs	0	Twice; Last Alabama, 4/14/19	Total Pitches	94	Georgia, 4/27/19
Fewest Earned Runs	0	Twice; Last Alabama, 4/14/19			
Walks	2	Twice; Last Georgia, 4/27/19			
Strikeouts	11	at Florida, 3/16/19			

Ginn's Career Statistics

	ERA	W-L	App	GS	CG	SHO/CBO	SV	IP	H	R	ER	BB	SO	2B	3B	HR	BF	BAA	WP	HBP	BK	SFA	SHA
2019	3.24	8-2	11	11	0	0/0	0	58.1	52	23	21	9	75	9	0	1	241	.229	8	4	2	1	0
Career	3.24	8-2	11	11	0	0/0	0	58.1	52	23	21	9	75	9	0	1	241	.229	8	4	2	1	0



2019 Game-by-Game

Opponent (Date)	AB	R	H	RBI	BB
YOUNGSTOWN STATE (F15) *	4	2	1	2	1
YOUNGSTOWN STATE (F16) *	4	2	1	--	1
YOUNGSTOWN STATE (F16) *	4	2	1	--	1
UAB (F20) *	3	--	--	--	1
SOUTHERN MISS (F22) *	4	--	--	--	--
SOUTHERN MISS (F23) *	3	--	1	--	1
SOUTHERN MISS (F24) *	4	--	--	--	--
JACKSON STATE (F26) *	4	2	2	--	--
SOUTHEASTERN LOUISIANA (F27) *	5	1	2	--	--
vs. Sam Houston State (Mr1) *	4	--	--	--	--
vs. Texas Tech (Mr2) *	3	2	1	--	1
EAST CAROLINA (Mr5) *	3	1	--	--	1
ARKANSAS-PINE BLUFF (Mr6) *	3	1	--	1	1
MAINE (Mr8) *	4	1	1	1	--
MAINE (Mr8) *	4	--	1	--	--
MAINE (Mr10) *	3	1	--	--	--
GRAMBLING (Mr13) *	2	--	--	--	--
at Florida (Mr15) *	3	--	--	--	--
at Florida (Mr16) *	5	--	--	--	--
at Florida (Mr16)	--	1	--	--	--
LITTLE ROCK (Mr19) *	4	2	--	--	1
at Samford (Mr20) *	5	1	2	1	--
AUBURN (Mr22) *	3	--	--	--	--
AUBURN (Mr23) *	5	2	3	2	--
AUBURN (Mr24) *	5	2	3	4	--
MISSISSIPPI VALLEY STATE (Mr26) *	5	2	4	2	--
LSU (Mr28) *	3	--	1	--	1
LSU (Mr29) *	4	--	--	--	--
LSU (Mr30) *	3	1	1	1	1
ULM (A3) *	4	2	2	2	1
at Tennessee (A5) *	6	--	1	--	--
at Tennessee (A6) *	4	--	--	--	--
at Tennessee (A7) *	4	2	3	1	--
SOUTH ALABAMA (A10) *	4	--	1	--	--
ALABAMA (A12) *	4	1	1	--	--
ALABAMA (A13) *	3	1	2	2	1
ALABAMA (A14) *	4	--	3	3	1
TEXAS SOUTHERN (A16) *	3	--	1	1	--
at Arkansas (A18) *	4	1	1	1	--
at Arkansas (A19) *	3	--	--	--	1
at Arkansas (A20) *	4	--	1	2	--
vs. Ole Miss (A23) *	4	1	1	1	1
GEORGIA (A26) *	2	4	1	1	3
GEORGIA (A27) *	4	2	1	1	--
GEORGIA (A28) *	2	1	2	--	2
at Texas A&M (My2)					
at Texas A&M (My3)					
at Texas A&M (My4)					
MEMPHIS (My8)					
at Ole Miss (My10)					
at Ole Miss (My11)					
at Ole Miss (My12)					
SOUTH CAROLINA (My16)					
SOUTH CAROLINA (My17)					
SOUTH CAROLINA (My18)					

* - Denotes Game Started

2019 Biography

Season: Appeared in all 45 games with 44 starts in left field.

Youngstown State (2/15-16): Collected a hit, walked and scored two runs in each game of the three game series. . . Doubled and drove in a pair of RBIs in the season opener. . . Went 1-for-4 in game two. . . Doubled in the series finale. **UAB (2/20):** Reached base via walk. **Southern Miss (2/22-24):** Started all three games. . . Doubled and walked in the middle game of the series. **Jackson State (2/26):** Picked up two hits, scored two runs and stole one base. **Southeastern Louisiana (2/27):** Went 2-for-5 with a double and a stolen base. **Frisco Classic (3/1-2):** Started both games. vs. *Texas Tech (3/2):* Scored twice with a hit and a walk. **ECU (3/5):** Walked and scored one run. **Arkansas-Pine Bluff (3/6):** Walked with the bases loaded to collect one RBI. . . Scored one run. **Maine (3/8-10):** Tallied two hits in the series. . . Posted an RBI single in the series opener. . . Stole one base and scored one run. . . Collected hit in the middle game. . . Reached base twice, stole two bases and scored one run. **at Florida (3/15-16):** Started first two games...Went hitless...Entered as a pinch runner and scored in the series finale. **Little Rock (3/19):** Scored twice despite going hitless. **at Samford (3/20):** Went 2-for-5...Drove in the game-tying RBI with a seventh-inning single. **Auburn (3/22-24):** Hit .462 (6-for-13) with six RBIs and four runs scored...Three of six hits were doubles...Reached via hit-by-pitch in the series opener...Was 3-for-5 in the middle game of the series with two RBIs...Scored two runs...Doubled to drive in one RBI in the eighth inning of the middle game in the series...Collected three more hits in the series finale...Drove in four RBIs and scored twice...Stole one base...Doubled to drive in one RBI in the third inning...Plated three RBIs with a sixth inning double. **Mississippi Valley State (3/26):** Posted four hits in five at bats...Drove in two RBIs and scored two runs...Also stole one base. **LSU (3/28-30):** Started all three games in left field...Singled, walked and stole one base in the series opener...Was 1-for-3 with a walk in the series finale...Lone hit in the finale was a two-run, ninth-inning home run. **ULM (4/3):** Went 2-for-4 with a walk...Scored twice and drove in two RBIs...Singled and scored in the first inning...Drove in one RBI with a fourth-inning single and also walked in the inning...Grounded out to drive in one RBI in the sixth inning. **at Tennessee (4/5-7):** Started all three games in left field...Chipped in a single in the series opener...Went 3-for-4 with two runs scored and one RBI in the series finale...Hit a home run to lead off the third inning...Singled in the fourth...Doubled and scored a run in the eighth. **South Alabama (4/10):** Started in right field...Posted a second-inning single. **Alabama (4/12/14):** Started all three games in left field...Hit .545 (6-for-11) with a pair of walks and five RBIs in the series...Singled and scored a run in the series opener...Collected a pair of hits in the middle game of the series...Drove in two RBIs with a fourth inning single...Also singled in the sixth...Walked and scored a run in the seventh inning...Singled in each of his first three at bats to account for a three-hit day...Drove in one RBI with singles in the second and fourth innings...Also walked in the sixth...Plated an RBI with a seventh-inning ground out. **Texas Southern (4/16):** Went 1-for-3 with an RBI...Drove in the third run of the game with a sacrifice bunt. **at Arkansas (4/18-20):** Started all three games in left field...Hit a fifth-inning solo home run for his lone hit in the series opener...Walked in the middle game of the series...Drove in two RBIs with a single in the ninth inning of the series finale. **vs. Ole Miss (4/23):** Went 1-for-4 with a walk...Hit a fourth-inning solo home run to tie the game. **Georgia (4/26-28):** Hit .500 (4-for-8) and reached base at a .733 clip...Reached base safely 11 times in the series (4 hits, 5 walks, 2 HBP)...Reached base five times in the series opener...Singled, walked three times and was hit by a pitch...Scored four runs and drove in one RBI...Singled to drive in an RBI in the second inning of the series opener and came around to score...Reached base in the final four plate appearances in the series opener and scored three of those times...Hit a solo home run and reached via hit-by-pitch in the middle game of the series, scoring twice...Went 2-for-2 with a pair of walks in the series finale...Scored the eventual game-winning run in the eighth inning after reaching via walk.

R. Jordan's Single-Game Career Highs

At-Bats	6	Twice; Last at Tennessee, 4/5/19	Total Bases	7	Twice; Last at Tennessee, 4/7/19
Runs	4	Georgia, 4/26/19	Walks	3	Georgia, 4/26/19
Hits	4	Mississippi Valley State, 3/26/19	Strikeouts	3	at Arkansas, 4/18/19
RBIs	4	Twice; Last Auburn, 3/24/19	Stolen Bases	2	Maine, 3/10/19
Doubles	2	Twice; Last Auburn, 3/24/19			
Triples	1	at Vanderbilt, 6/9/18			
Home Runs	1	12 Times; Last Georgia, 4/27/19			

R. Jordan's Career Statistics

	Avg	GP-GS	AB	R	H	2B	3B	HR	RBI	TB	SLG%	BB	HBP	SO	GDP	OB%	SF	SH	SB-ATT	PO	A	E	FLD%
2018	.321	57-51	193	39	62	15	1	7	37	100	.518	21	4	40	4	.390	5	3	2-2	87	2	4	.957
2019	.279	45-44	165	41	46	9	0	5	30	70	.424	21	4	24	1	.372	1	2	8-10	59	0	1	.983
Career	.302	102-95	358	80	108	24	1	12	67	170	.475	42	8	64	5	.382	6	5	10-12	146	2	5	.967



2019 Game-by-Game

Opponent (Date)	AB	R	H	RBI	BB
YOUNGSTOWN STATE (F15) *	5	3	2	4	--
YOUNGSTOWN STATE (F16) *	3	2	2	6	1
YOUNGSTOWN STATE (F16) *	5	--	3	3	--
UAB (F20) *	3	--	--	--	1
SOUTHERN MISS (F22) *	4	--	--	--	--
SOUTHERN MISS (F23) *	4	--	1	2	1
SOUTHERN MISS (F24) *	4	--	2	2	1
JACKSON STATE (F26) *	3	--	--	2	--
SOUTHEASTERN LOUISIANA (F27) *	3	2	1	--	1
vs. Sam Houston State (Mr1) *	3	1	1	1	--
vs. Texas Tech (Mr2) *	4	1	--	--	1
EAST CAROLINA (Mr5) *	4	--	--	--	--
ARKANSAS-PINE BLUFF (Mr6) *	4	--	1	1	--
MAINE (Mr8) *	5	--	--	--	--
MAINE (Mr8) *	3	--	--	1	--
MAINE (Mr10) *	4	2	1	--	1
GRAMBLING (Mr13) *	3	4	3	2	3
at Florida (Mr15) *	5	1	2	--	--
at Florida (Mr16) *	5	2	2	1	--
at Florida (Mr16) *	4	--	--	--	--
LITTLE ROCK (Mr19) *	5	2	2	1	1
at Samford (Mr20) *	5	--	--	--	--
AUBURN (Mr22) *	4	1	1	--	1
AUBURN (Mr23) *	4	2	1	--	2
AUBURN (Mr24) *	6	--	2	1	--
MISSISSIPPI VALLEY STATE (Mr26) *	4	3	1	--	2
LSU (Mr28) *	3	--	--	--	1
LSU (Mr29) *	5	--	1	--	--
LSU (Mr30) *	3	--	--	--	1
ULM (A3) *	3	2	1	1	1
at Tennessee (A5) *	5	1	1	1	--
at Tennessee (A6) *	4	--	--	--	--
at Tennessee (A7) *	5	1	3	1	--
SOUTH ALABAMA (A10) *	4	1	3	5	--
ALABAMA (A12) *	3	1	2	--	1
ALABAMA (A13) *	4	1	1	--	1
ALABAMA (A14) *	6	3	4	1	--
TEXAS SOUTHERN (A16) *	3	1	1	--	--
at Arkansas (A18) *	4	--	2	--	--
at Arkansas (A19) *	4	1	--	--	1
at Arkansas (A20) *	3	1	2	--	1
vs. Ole Miss (A23) *	3	1	1	1	1
GEORGIA (A26) *	4	1	3	4	2
GEORGIA (A27) *	4	1	--	--	1
GEORGIA (A28) *	3	--	1	3	--
at Texas A&M (My2)					
at Texas A&M (My3)					
at Texas A&M (My4)					
MEMPHIS (My8)					
at Ole Miss (My10)					
at Ole Miss (My11)					
at Ole Miss (My12)					
SOUTH CAROLINA (My16)					
SOUTH CAROLINA (My17)					
SOUTH CAROLINA (My18)					

* - Denotes Game Started

2019 Biography

Awards: Earned Perfect Game National Hitter of the Week honors and Collegiate Baseball Newspaper National Player of the Week Honor Roll laurels after batting .538 with 13 RBIs during opening weekend versus Youngstown State.

Season: Started at first base in all 45 games...Hit walk-off, RBI double in rubber game of Southern Miss series (2/24).

Youngstown State (2/15-16): Batted .538 with seven hits, five going for extra bases Hit two home runs and tallied 13 RBIs in the season-opening series...Collected multi-hit and multi-RBI performances in all three contests...Doubled and homered in game one of the series...Went 2-for-3 with a double, home run and six RBIs in the middle game...Had three hits in the final game against the Penguins...Also doubled and plated three runs. **UAB (2/20):** Walked in one of four plate appearances. **Southern Miss (2/22-24):** Collected three hits in twelve at-bats in the three-game series to go along with four RBIs...Earned two RBIs on one hit in game two...Hit a walk-off, RBI double in rubber game of series. **Jackson State (2/26):** Drove in two runs via a sacrifice fly and a hit-by-pitch. **Southeastern Louisiana (2/27):** Doubled, walked and scored two runs. **Frisco Classic (3/1-2):** Scored a pair of runs and drove in one RBI. **vs. Sam Houston State (3/1):** Earned an RBI via sacrifice fly...Also collected a hit and scored a run. **vs. Texas Tech (3/2):** Walked and scored the eventual game-winning run. **Arkansas-Pine Bluff (3/6):** Collected an RBI on a single. **Maine (3/8-10):** Went 0-for-8 in series-opening doubleheader...Bounced back with a single, walk, stolen base and two runs scored in game three. **Grambling (3/13):** Reached base in all six plate appearances with three hits and three walks...Drove in two RBIs and scored four times. **at Florida (3/15-16):** Collected four hits and scored three runs in the weekend series...Went 2-for-5 in game one and scored...Had two hits, two runs and an RBI in the middle game. **Little Rock (3/19):** Doubled and drove in an RBI. **Auburn (3/22-24):** Started all three games at first base...Reached base at least twice in each game...Singled, walked and scored one run in the series opener...Singled, walked twice and scored two runs in the middle game of the series...Doubled in the first inning of the series finale...Plated one RBI with a fourth-inning single. **Mississippi Valley State (3/26):** Reached base safely three times with a hit and two walks...Also reached on an error...Scored three runs. **LSU (3/28-30):** Started all three games at first base...Reached base once in each game...Drew one walk in the series opener and series finale...Singled for his lone hit of the weekend in the middle game of the series. **ULM (4/3):** Homered for his lone hit of the game...Also walked...Scored two runs. **at Tennessee (4/5-7):** Started all three games at first base...Singled to drive in the eventual game-winning run in the series opener...Homered as part of a three-hit day in the series finale...Chipped in a pair of singles in the finale. **South Alabama (4/10):** Went 3-for-4 with five RBIs in a start at first base...Notched a two-RBI single in the third inning to give State the lead...Doubled in the fifth inning...Hit a three-run home run in the seventh, which plated the eventual game-winning runs. **Alabama (4/12/14):** Started all three games at first base...Hit .538 (7-for-13) on the weekend and added two walks...Posted four doubles and scored five runs in the series...Doubled as part of a two-hit night in the series opener...Also walked and scored a run in the seventh inning...Posted one hit and walked in the middle game of the series...Drew a base on balls and scored in the fourth...Posted four hits - three doubles - and scored three times in the finale...Also drove in one RBI...Doubled in one RBI in the second and came around to score...Doubled and scored in the fourth inning...Singled and scored in the seventh. **Texas Southern (4/16):** Reached base twice in the game...Singled in the third inning...Was hit by a pitch to start the eighth inning and came around to score the eventual game winning run. **at Arkansas (4/18-20):** Reached base six times in the series - four hits and two walks...Posted a pair of hits in the series opener...Walked and scored a run in the middle game of the series...Reached base three times in the series finale, going 2-for-3 at the plate with a walk...Also scored one run. **vs. Ole Miss (4/23):** Went 1-for-3 with a walk...Walked and scored a run in the sixth inning...Singled to drive in one RBI in the seventh inning. **Georgia (4/26-28):** Opened the series with a 3-for-4 day at the plate and reached base five times...Scored one run and drove in four RBIs in the series opener...Drew a bases loaded walk to drive in an RBI...Singled in a run in the fourth and plated two runs in the seventh with a single...Doubled and scored a run in the eighth...Walked and scored a run in the middle game of the series...Drove in three RBIs in the series finale...Doubled in two RBIs in the fifth inning...Had a sacrifice fly in the seventh.

Allen's Single-Game Career Highs

At-Bats	7	at Missouri, 3/24/18	Total Bases	7	Three Times; Last Alabama, 4/14/19
Runs	4	Grambling, 3/13/19	Walks	3	Grambling, 3/13/19
Hits	4	Alabama, 4/14/19	Strikeouts	3	Four Times; Last vs North Carolina, 6/19/18
RBIs	6	Youngstown State, 2/16/19	Stolen Bases	1	Maine, 3/10/19
Doubles	3	Twice; Last Alabama, 4/14/19			
Triples	1	Five Times; vs Ole Miss, 4/24/18			
Home Runs	1	11 times; Last South Alabama, 4/10/19			

Allen's Career Statistics

	Avg	GP-GS	AB	R	H	2B	3B	HR	RBI	TB	SLG%	BB	HBP	SO	GDP	OB%	SF	SH	SB-ATT	PO	A	E	FLD%
2018	.287	68-68	275	42	79	18	5	5	45	122	.444	27	2	62	6	.353	2	2	0-2	329	23	6	.983
2019	.302	45-45	179	42	54	15	0	6	44	87	.486	27	4	28	3	.397	4	0	1-2	358	24	2	.995
Career	.293	113-113	454	84	133	33	5	11	89	209	.460	54	6	90	9	.371	6	2	1-4	687	47	8	.989



2019 Game-by-Game

Opponent (Date)	Dec.	IP	H	R (ER)	BB	K
YOUNGSTOWN STATE (F15)		-DNP-				
YOUNGSTOWN STATE (F16)	ND	1.0	--	-- (--)	--	1
YOUNGSTOWN STATE (F16)		-DNP-				
UAB (F20)	ND	1.1	--	-- (--)	--	3
SOUTHERN MISS (F22)		-DNP-				
SOUTHERN MISS (F23)	ND	1.0	2	1(1)	--	1
SOUTHERN MISS (F24)		-DNP-				
JACKSON STATE (F26)	ND	2.0	1	-- (--)	--	--
SOUTHEASTERN LOUISIANA (F27)		-DNP-				
vs. Sam Houston State (Mr1)		-DNP-				
vs. Texas Tech (Mr2)		-DNP-				
EAST CAROLINA (Mr5)		-DNP-				
ARKANSAS-PINE BLUFF (Mr6)	H	1.0	1	-- (--)	--	1
MAINE (Mr8)		-DNP-				
MAINE (Mr8)	H	1.0	--	-- (--)	--	2
MAINE (Mr10)	ND	0.1	--	-- (--)	1	--
GRAMBLING (Mr13)	ND	1.0	--	-- (--)	--	1
at Florida (Mr15)		-DNP-				
at Florida (Mr16)		-DNP-				
at Florida (Mr16)	ND	1.0	1	1(1)	--	--
LITTLE ROCK (Mr19)	H	4.0	1	-- (--)	1	5
at Samford (Mr20)		-DNP-				
AUBURN (Mr22)	ND	1.0	1	-- (--)	--	1
AUBURN (Mr23)		-DNP-				
AUBURN (Mr24)	ND	0.0	4	4(4)	--	--
MISSISSIPPI VALLEY STATE (Mr26)		-DNP-				
LSU (Mr28)		-DNP-				
LSU (Mr29)		-DNP-				
LSU (Mr30)	ND	2.0	4	3(2)	1	1
ULM (A3)	W	0.2	1	-- (--)	--	--
at Tennessee (A5)		-DNP-				
at Tennessee (A6)		-DNP-				
at Tennessee (A7)		-DNP-				
SOUTH ALABAMA (A10)	W	2.1	4	2(2)	--	--
ALABAMA (A12)		-DNP-				
ALABAMA (A13)	ND	1.0	--	-- (--)	--	--
ALABAMA (A14)		-DNP-				
TEXAS SOUTHERN (A16) *	ND	2.0	2	-- (--)	1	3
at Arkansas (A18)		-DNP-				
at Arkansas (A19)	ND	1.1	3	-- (--)	--	--
at Arkansas (A20)		-DNP-				
vs. Ole Miss (A23)		-DNP-				
GEORGIA (A26)	ND	1.0	--	-- (--)	--	2
GEORGIA (A27)		-DNP-				
GEORGIA (A28)		-DNP-				
at Texas A&M (My2)						
at Texas A&M (My3)						
at Texas A&M (My4)						
MEMPHIS (My8)						
at Ole Miss (My10)						
at Ole Miss (My11)						
at Ole Miss (My12)						
SOUTH CAROLINA (My16)						
SOUTH CAROLINA (My17)						
SOUTH CAROLINA (My18)						

* - Denotes Game Started | (W)in, (L)oss, H(old), (S)ave, (B)low Save

2019 Biography

Season: Made 19 appearances, with one start on the mound...Made his MSU debut against Youngstown State (2/16) and threw a scoreless ninth inning in relief...Picked up his first career with two-thirds innings scoreless against ULM (4/3)...Made his first collegiate start against Texas Southern (4/16).

Youngstown State (2/15-16): Threw the final inning of series finale...Tossed a scoreless frame with one strikeout. **UAB (2/20):** Sat down three batters via strikeout in 1 1/3 innings. **Southern Miss (2/22-24):** Allowed one run on two hits in middle game of the series. **Jackson State (2/26):** Tossed two scoreless innings of relief. **Arkansas-Pine Bluff (3/6):** Threw a scoreless seventh inning. **Maine (3/8-10):** Appeared in each of the final two games...Struck out two in one scoreless inning of the middle game in the series...Walked one in 1/3 of an inning in the final game. **Grambling (3/13):** Tossed a scoreless sixth inning...Struck out one. **Florida (3/15-16):** Pitched in final game...Allowed a run. **Little Rock (3/19):** Pitched four-inning scoreless relief effort...Struck out five...Allowed just one hit and one walk. **Auburn (3/22-24):** Appeared in the series opener and series finale...Allowed one hit and struck out one in the series opener...Surrendered four runs on four hits without recording an out in the series finale. **LSU (3/28-30):** Appeared in the series finale in relief...Allowed three runs - two earned - on four hits...Walked one and struck out one. **ULM (4/3):** Picked up his first collegiate victory with two-thirds of an inning of scoreless work. **South Alabama (4/10):** Earned the win in relief...Threw 2 1/3 innings and allowed two runs on four hits...Didn't walk a batter. **Alabama (4/12/14):** Threw a scoreless inning in the middle game of the series. **Texas Southern (4/16):** Threw two scoreless innings in his first collegiate start...Allowed two hits and walked one...Struck out three. **at Arkansas (4/18-20):** Threw 1 1/3 scoreless, hitless innings in the middle game of the series. **Georgia (4/26-28):** Appeared in the series opener and threw clean seventh inning...Struck out two.

Smith's Single-Game Career Highs

Innings Pitched	4.0	Little Rock, 3/19/19	Wild Pitches	1	Little Rock, 3/19/19
Fewest Hits	0	Six Times; Last Georgia, 4/26/19	Hit-by-Pitch	1	Three Times; Last Auburn, 3/24/19
Fewest Runs	0	13 Times; Last Georgia, 4/26/19	Total Pitches	53	Little Rock, 3/19/19
Fewest Earned Runs	0	13 Times; Last Georgia, 4/26/19			
Walks	1	Four Times; Last Texas Southern, 4/16/19			
Strikeouts	5	Little Rock, 3/19/19			

Smith's Career Statistics

	ERA	W-L	App	GS	CG	SHO/CBO	SV	IP	H	R	ER	BB	SO	2B	3B	HR	BF	BAA	WP	HBP	BK	SFA	SHA
2019	3.60	2-0	19	1	0	0/1	0	25.0	25	11	10	4	21	3	1	3	102	.269	1	3	0	1	1
Career	3.60	2-0	19	1	0	0/1	0	25.0	25	11	10	4	21	3	1	3	102	.269	1	3	0	1	1



2019 Game-by-Game

Opponent (Date)	AB	R	H	RBI	BB
YOUNGSTOWN STATE (F15) *	4	1	--	--	1
YOUNGSTOWN STATE (F16) *	4	2	2	1	--
YOUNGSTOWN STATE (F16)			-DNP-		
UAB (F20) *	3	1	1	1	--
SOUTHERN MISS (F22) *	4	--	2	--	--
SOUTHERN MISS (F23) *	4	3	3	3	--
SOUTHERN MISS (F24) *	4	--	--	--	--
JACKSON STATE (F26) *			-DNP-		
SOUTHEASTERN LOUISIANA (F27) *	3	--	--	--	--
vs. Sam Houston State (Mr1) *	4	--	--	--	--
vs. Texas Tech (Mr2) *	5	--	1	--	--
EAST CAROLINA (Mr5) *	2	--	--	--	1
ARKANSAS-PINE BLUFF (Mr6)	--	--	--	--	--
MAINE (Mr8) *	3	--	--	--	--
MAINE (Mr8) *	4	1	1	2	--
MAINE (Mr10) *	3	1	2	2	1
GRAMBLING (Mr13)			-DNP-		
at Florida (Mr15) *	2	1	--	--	2
at Florida (Mr16) *	5	--	3	1	--
at Florida (Mr16)	1	--	1	--	--
LITTLE ROCK (Mr19)			-DNP-		
at Samford (Mr20) *	3	1	1	--	2
AUBURN (Mr22) *	5	--	1	1	--
AUBURN (Mr23) *	4	2	1	1	1
AUBURN (Mr24) *	5	4	4	5	1
MISSISSIPPI VALLEY STATE (Mr26)	2	1	2	3	--
LSU (Mr28) *	4	--	2	--	--
LSU (Mr29) *	4	--	1	--	--
LSU (Mr30) *	4	--	1	--	--
ULM (A3) *	3	2	2	6	--
at Tennessee (A5) *	5	--	1	--	--
at Tennessee (A6) *	4	--	1	--	--
at Tennessee (A7) *	2	1	--	--	--
SOUTH ALABAMA (A10) *	3	--	1	--	--
ALABAMA (A12) *	4	--	1	--	--
ALABAMA (A13) *	3	1	1	3	--
ALABAMA (A14) *	4	--	1	1	1
TEXAS SOUTHERN (A16)	1	1	1	2	--
at Arkansas (A18) *	4	1	1	--	--
at Arkansas (A19) *	3	1	1	--	--
at Arkansas (A20) *	3	--	--	--	--
vs. Ole Miss (A23) *	4	--	1	1	--
GEORGIA (A26) *	2	1	1	3	1
GEORGIA (A27) *	3	--	--	1	--
GEORGIA (A28) *	3	--	1	2	--
at Texas A&M (My2)					
at Texas A&M (My3)					
at Texas A&M (My4)					
MEMPHIS (My8)					
at Ole Miss (My10)					
at Ole Miss (My11)					
at Ole Miss (My12)					
SOUTH CAROLINA (My16)					
SOUTH CAROLINA (My17)					
SOUTH CAROLINA (My18)					

* - Denotes Game Started

2019 Biography

Season: Appeared in 41 games with 37 starts. . . Posted his first career multi-home run game in the middle game of the series with Southern Miss (2/23).

Youngstown State (2/15-16): Scored all three times he reached base in the series opener and finale. . . Walked and scored one run in the opener. . . Went 2-for-4 in game three with an RBI and a pair of runs scored. **UAB (2/20):** Finished 1-for-3 with one RBI. **Southern Miss (2/22-24):** Went 5-for-8 in the first two games of the series. . . Tallied two hits in series opener. . . Homered twice with three RBIs and three runs scored in 3-for-4 performance in the middle game of the series. **Frisco Classic (3/1-2):** vs. *Sam Houston State (3/1):* Reached on error and scored one run. vs. *Texas Tech (3/2):* Singled once in five plate appearances. **ECU (3/5):** Reached on a walk and executed a sacrifice bunt. **Maine (3/8-10):** Tallied three hits and four RBIs in the series. . . Hit a two-run home run in middle game of the series. . . Collected an RBI single hit a solo home run in the series finale. **at Florida (3/15-16):** Appeared in three games, starting the first two at catcher. . . Tallied three hits, a double and an RBI in game two. **at Samford (3/20):** Tallied first career triple. . . Also walked twice and scored a run. **Auburn (3/22-24):** Started all three games at catcher. . . Hit .429 (6-for-14) on the weekend. . . Plated seven RBIs and scored six runs in the three games. . . Singled to drive in an RBI in the series opener. . . Plated the eventual game winning run with an RBI single in the first inning of the middle game in the series. . . Scored two runs in the second game. . . Went 4-for-5 with four runs scored and five RBIs in the series finale. . . Also walked and stole one base. . . Drove in the final three runs in the 20-15 victory with a three-run home run. **Mississippi Valley State (3/26):** Entered as a defensive replacement in the seventh inning. . . Went 2-for-2 at the plate with three RBIs and one run scored. . . Had a two-RBI single in the seventh and an RBI single in the eighth. **LSU (3/28-30):** Started all three games at catcher. . . Hit .333 (4-for-12) in the series. . . Posted two hits in the series opener. . . Singled once in the middle game of the series and the series finale. **ULM (4/3):** Started at catcher and went 2-for-3 with six RBIs. . . Hit a first-inning grand slam. . . Plated two runs with a fourth-inning single. **at Tennessee (4/5-7):** Started all three games at catcher. . . Singled for his lone hit in both the first and second game of the series. . . Was hit-by-pitch twice and scored one run in the series finale. **South Alabama (4/10):** Started at catcher and reached base twice. . . Singled in the second inning. . . Was hit by a pitch in the fourth. **Alabama (4/12/14):** Started all three games at catcher. . . Posted one hit in each game of the series. . . Hit a three-run home run in the middle game of the series. . . Singled to drive in a run in the first inning of the series finale. . . Also walked in the finale. **Texas Southern (4/16):** Entered as a defensive replacement in the eighth inning. . . Hit a two-run home run in the eighth inning to cap the scoring. **at Arkansas (4/18-20):** Started at catcher in all three games. . . Posted one hit and score one run in each of the first two games in the series. . . Went 1-for-4 with a double and run scored in the series opener. . . Single, was hit by a pitch and scored a run in the middle game of the series. **vs. Ole Miss (4/23):** Went 1-for-4 with an RBI. . . Used a sacrifice fly to score the fourth run of the game in the sixth inning. **Georgia (4/26-28):** Drove in at least one RBI in each game of the series. . . Homered and walked in the series opener. . . Hit a three-run home run in the sixth inning. . . Had a sacrifice fly in the seventh inning. . . Singled to drive in the fifth run of the game in the eighth inning.

Skelton's Single-Game Career Highs

At-Bats	5	Nine Times; Last at Tennessee, 4/5/19	Total Bases	9	Southern Miss, 2/23/19
Runs	4	Auburn, 3/24/19	Walks	2	Four Times; Last at Samford, 3/20/19
Hits	4	Auburn, 3/24/19	Strikeouts	3	Twice; Last LSU, 3/29/19
RBIs	6	ULM, 4/3/19	Stolen Bases	1	Twice; Last Auburn, 3/24/19
Doubles	2	Twice; Last at Alabama State, 4/11/18			
Triples	1	at Samford, 3/20/19			
Home Runs	2	Southern Miss, 2/23/19			

Skelton's Career Statistics

	Avg	GP-GS	AB	R	H	2B	3B	HR	RBI	TB	SLG%	BB	HBP	SO	GDP	OB%	SF	SH	SB-ATT	PO	A	E	FLD%
2017	.206	34-17	68	1	14	2	0	0	10	16	.235	8	1	21	1	.295	1	1	0-0	163	35	7	.966
2018	.238	47-38	122	18	29	7	0	1	13	39	.320	13	6	28	3	.338	1	8	0-1	313	55	3	.992
2019	.314	41-37	137	26	43	3	1	9	39	75	.547	11	4	33	3	.374	3	4	2-3	366	54	1	.998
Career	.263	122-92	327	45	86	12	1	10	62	130	.398	32	11	82	7	.344	5	13	2-4	842	144	11	.989



2019 Game-by-Game

Opponent (Date)	AB	R	H	RBI	BB
YOUNGSTOWN STATE (F15)	1	--	1	1	--
YOUNGSTOWN STATE (F16)	1	--	--	--	--
YOUNGSTOWN STATE (F16)			-DNP-		
UAB (F20)			-DNP-		
SOUTHERN MISS (F22)			-DNP-		
SOUTHERN MISS (F23)			-DNP-		
SOUTHERN MISS (F24)			-DNP-		
JACKSON STATE (F26)	--	1	--	--	2
SOUTHEASTERN LOUISIANA (F27)	1	--	--	--	--
vs. Sam Houston State (Mr1)			-DNP-		
vs. Texas Tech (Mr2)			-DNP-		
EAST CAROLINA (Mr5)	1	--	--	--	--
ARKANSAS-PINE BLUFF (Mr6) *	2	--	1	--	--
MAINE (Mr8)			-DNP-		
MAINE (Mr8)			-DNP-		
MAINE (Mr10)			-DNP-		
GRAMBLING (Mr13)	3	--	2	2	--
at Florida (Mr15)	2	--	1	1	1
at Florida (Mr16)	5	--	2	1	--
at Florida (Mr16)	2	1	2	--	--
LITTLE ROCK (Mr19)	3	1	2	2	1
at Samford (Mr20)	2	--	--	--	--
AUBURN (Mr22) *	3	--	--	--	--
AUBURN (Mr23) *	2	--	--	--	--
AUBURN (Mr24)			-DNP-		
MISSISSIPPI VALLEY STATE (Mr26)	2	--	1	1	--
LSU (Mr28) *	3	1	2	--	1
LSU (Mr29) *	3	1	--	--	1
LSU (Mr30) *	3	--	1	--	--
ULM (A3)	1	--	1	1	--
at Tennessee (A5)	1	--	--	--	--
at Tennessee (A6) *	2	--	--	--	--
at Tennessee (A7)			-DNP-		
SOUTH ALABAMA (A10) *	4	--	1	--	--
ALABAMA (A12)			-DNP-		
ALABAMA (A13)			-DNP-		
ALABAMA (A14)	2	--	--	--	--
TEXAS SOUTHERN (A16) *	3	--	1	--	1
at Arkansas (A18) *	3	--	--	1	--
at Arkansas (A19)	1	--	--	--	--
at Arkansas (A20) *	2	--	--	--	--
vs. Ole Miss (A23)	2	1	--	--	--
GEORGIA (A26)	1	--	--	1	--
GEORGIA (A27)	1	--	1	--	--
GEORGIA (A28)	1	--	--	--	--
at Texas A&M (My2)					
at Texas A&M (My3)					
at Texas A&M (My4)					
MEMPHIS (My8)					
at Ole Miss (My10)					
at Ole Miss (My11)					
at Ole Miss (My12)					
SOUTH CAROLINA (My16)					
SOUTH CAROLINA (My17)					
SOUTH CAROLINA (My18)					

* - Denotes Game Started

2019 Biography

Season: Appeared in 31 games with 17 starts.

Youngstown State (2/15-16): Played in two of the three games...Entered as a pinch-hitter in the season opener...Posted an RBI single...Came into game two as a defensive substitution at first base. **Jackson State (2/26):** Pinch-hit in the seventh...Walked twice and scored once. **Arkansas-Pine Bluff (3/6):** Started at designated hitter and went 1-for-2. **Grambling (3/13):** Posted a pair of extra-base hits...Drove in two RBIs...Had an RBI double and RBI triple in the game...Triple was first of his career. **at Florida (3/15-16):** Started all three games, twice at DH and once in left field...Tallied five hits over the weekend...Earned one RBI in both games one and two...Collected two hits, a double and scored in finale. **Little Rock (3/19):** Tallied two hits, one of them a triple...Drove in two RBIs...Also walked and executed his first stolen base of the season. **Auburn (3/22-24):** Started the first two games of the series at designated hitter. **Mississippi Valley State (3/26):** Pinch hit and was 1-for-2 with one RBI. **LSU (3/28-30):** Started all three games as the designated hitter...Opened the series by reaching base three times, including a pair of hits...Singled in the second and fourth innings, scoring a run in the fourth...Walked and stole a base in the fifth inning...Walked and scored in the middle game of the series...Singled for his lone hit in the series finale. **ULM (4/3):** Was 1-for-1 after entering as a pinch runner...Drove in a run with a sixth-inning single. **at Tennessee (4/5-7):** Appeared in two games, including a start at designated hitter in the middle game of the series. **South Alabama (4/10):** Got the start at designated hitter and went 1-for-4. **Alabama (4/12/14):** Appeared in the series finale as a pinch hitter. **Texas Southern (4/16):** Started at designated hitter and went 1-for-3 with a walk. **at Arkansas (4/18-20):** Appeared in all three games, starting the series opener and series finale at designated hitter...Drove in one RBI in the series opener with an eight-inning ground out. **vs. Ole Miss (4/23):** Entered as a pinch hitter and stayed in the game to play right field...Reached base via a fielder's choice in the eighth inning and scored the final run of the game. **Georgia (4/26-28):** Made a pinch-hit appearance in each game of the series...Owned one plate appearance in each game...Had an RBI ground out in the series opener...Singled in the middle game of the series.

Hatcher's Single-Game Career Highs

At-Bats	6	Twice: Last at Alabama State, 4/11/18	Total Bases	9	vs UC Santa Barbara, 2/23/18
Runs	2	Five Times; Last vs LSU, 5/22/18	Walks	2	Five Times; Last Jackson State, 2/26/19
Hits	4	Twice; Last Alcorn State, 3/20/18	Strikeouts	3	Four Times; Last at Auburn, 4/14/18
RBIs	3	Twice; Last , 4/7/18	Stolen Bases	1	Six Times; Last LSU, 3/28/19
Doubles	2	Alcorn State, 3/20/18			
Triples	1	Twice; Last Little Rock, 3/19/19			
Home Runs	2	vs UC Santa Barbara, 2/23/18			

Hatcher's Career Statistics

	Avg	GP- GS	AB	R	H	2B	3B	HR	RBI	TB	SLG%	BB	HBP	SO	GDP	OB%	SF	SH	SB-ATT	PO	A	E	FLD%
2018	.259	48-44	174	25	45	4	0	3	16	58	.333	20	4	47	5	.345	2	4	4-5	209	13	0	1.000
2019	.302	31-17	63	6	19	2	2	0	11	25	.397	7	1	14	1	.380	0	0	2-3	3	1	0	1.000
Career	.270	79-61	237	31	64	6	2	3	27	83	.350	27	5	61	6	.354	2	4	6-8	212	14	0	1.000



11 | Jordan Westburg

IF | R/R | 6-3 | 191 | So.
New Braunfels, Texas



2019 Game-by-Game

Opponent (Date)	AB	R	H	RBI	BB
YOUNGSTOWN STATE (F15) *	5	3	4	2	0
YOUNGSTOWN STATE (F16) *	3	2	0	0	2
YOUNGSTOWN STATE (F16) *	1	2	1	1	1
UAB (F20) *	3	0	0	0	1
SOUTHERN MISS (F22) *	4	0	1	0	0
SOUTHERN MISS (F23) *	4	0	1	1	1
SOUTHERN MISS (F24) *	5	3	2	0	0
JACKSON STATE (F26) *	6	2	2	3	0
SOUTHEASTERN LOUISIANA (F27) *	3	3	2	0	1
vs. Sam Houston State (Mr1) *	4	0	1	0	0
vs. Texas Tech (Mr2) *	5	0	1	0	0
EAST CAROLINA (Mr5) *	3	1	3	0	1
ARKANSAS-PINE BLUFF (Mr6) *	4	1	0	0	0
MAINE (Mr8) *	4	1	2	4	1
MAINE (Mr8) *	2	0	0	0	0
MAINE (Mr10)			-DNP-		
GRAMBLING (Mr13) *	5	2	2	1	1
at Florida (Mr15) *	5	1	1	--	--
at Florida (Mr16) *	5	1	1	1	--
at Florida (Mr16) *	4	--	1	1	--
LITTLE ROCK (Mr19) *	5	2	3	2	1
at Samford (Mr20) *	4	--	--	1	1
AUBURN (Mr22) *	3	1	2	--	1
AUBURN (Mr23) *	4	1	3	5	1
AUBURN (Mr24) *	5	4	2	3	--
MISSISSIPPI VALLEY STATE (Mr26) *	5	3	3	4	1
LSU (Mr28) *	5	--	2	1	--
LSU (Mr29) *	4	2	2	3	1
LSU (Mr30) *	5	--	2	--	--
ULM (A3) *	2	2	1	2	1
at Tennessee (A5) *	4	--	--	--	1
at Tennessee (A6) *	4	--	--	--	--
at Tennessee (A7) *	5	1	2	--	--
SOUTH ALABAMA (A10) *	2	2	1	1	2
ALABAMA (A12) *	5	1	1	3	--
ALABAMA (A13) *	4	1	2	1	1
ALABAMA (A14) *	3	2	1	2	2
TEXAS SOUTHERN (A16) *	4	--	1	--	--
at Arkansas (A18) *	3	--	--	--	1
at Arkansas (A19) *	3	1	1	--	1
at Arkansas (A20) *	4	--	1	--	--
vs. Ole Miss (A23) *	4	2	--	1	1
GEORGIA (A26) *	5	1	2	3	1
GEORGIA (A27) *	4	1	2	1	--
GEORGIA (A28) *	3	1	1	--	1
at Texas A&M (My2)					
at Texas A&M (My3)					
at Texas A&M (My4)					
MEMPHIS (My8)					
at Ole Miss (My10)					
at Ole Miss (My11)					
at Ole Miss (My12)					
SOUTH CAROLINA (My16)					
SOUTH CAROLINA (My17)					
SOUTH CAROLINA (My18)					

* - Denotes Game Started

2019 Biography

Awards: Earned SEC Player of the Week on March 25 after hitting .556 with 11 RBIs on the week, including a .583 average in three games versus then-No. 16 Auburn to help MSU to the series win.

Season: Started 44 games at shortstop... Reached base in 14-straight games to start the season... Had a double and a home run in three-straight games from March 23-26.

Youngstown State (2/15-16): Collected five hits, seven runs, three RBIs and three walks in the series... Tallied four hits – including a double – with two RBIs in the season opener... Scored three runs on opening day... Walked twice and scored a pair of runs in the middle game of the series... Tripled, drove in a run and scored twice in the series finale. **UAB (2/20):** Reached base via walk. **Southern Miss (2/22-24):** Tallied four hits in the series... Posted an RBI single and stole a base in the middle game of the series... Chipped in two hits – including a double – and scored three runs in series finale. **Jackson State (2/26):** Went 2-for-6 with a double and three RBIs. **Southeastern Louisiana (2/27):** Grabbed two hits, walked and scored twice. **Frisco Classic (3/1-2):** vs. *Sam Houston State (3/1):* Went 1-for-4. vs. *Texas Tech (3/2):* Double for his lone hit in five at-bats. **ECU (3/5):** Went 3-for-3 with a double... Walked and scored a run. **Arkansas-Pine Bluff (3/6):** Scored one run after a hit-by-pitch. **Maine (3/8-10):** Started the first two games of the series... Hit a three-run home run and chipped in an RBI single in series opener... Totaled four RBIs. **Grambling (3/13):** Collected two hits in five at-bats... Posted an RBI triple. **at Florida (3/15-16):** Tallied a hit in each games... Doubled and drove in a RBI in each of last two games of series. **Little Rock (3/19):** Went 3-for-5 with a pair of RBIs... Also walked and scored twice. **at Samford (3/20):** Earned an RBI on a fielder's choice. **Auburn (3/22-24):** Hit .583 (7-for-12), walked twice and was hit-by-pitch once in three starts at shortstop... Drove in eight RBIs and scored six runs in the series... Five of seven hits went for extra bases... Was 2-for-3 with a walk and hit-by-pitch in the series opener... Went 3-for-4 with five RBIs and one run scored in the middle game of the series... Doubled to drive in the first run of the game... Drove in two runs with a fifth inning single... Hit a solo home run in the eighth inning... Reached base and scored in his final four at bats in the series finale... Went 2-for-5 in the finale with one hit-by-pitch... Hit a two-out, two-strike, two-run home run in the fifth inning... Was hit-by-pitch and scored in the seventh inning... Doubled in the go-ahead run in the eighth inning of the finale. **Mississippi Valley State (3/26):** Drove in four RBIs and scored three times in a 3-for-5 day at the plate... Also walked and stole one base... Hit a three-run home run in the third inning... Drove in one run with a single in the eighth. **LSU (3/28-30):** Started all three games at shortstop and posted multiple hits in each game... Hit .429 (6-for-14) on the weekend with three extra base hits... Doubled twice and plated one RBI in the series opener... Reached base three times in the middle game of the series... Walked and scored in the fourth inning... Hit a two-run home run in the fifth inning... Singled in the ninth... Singled twice in the series finale. **ULM (4/3):** Was 1-for-2 with a walk... Scored two runs... Plated two RBIs in the fourth inning, one on a singled in his first at bat in the frame and another on a sacrifice fly. **at Tennessee (4/5-7):** Started all three games at shortstop... Walked in the series opener... Singled twice and scored a run in the series finale. **South Alabama (4/10):** Started at shortstop and reached base three times... Doubled to drive in an RBI and scored a run in the third inning... Walked in the fifth and seventh innings, scoring a run in the seventh. **Alabama (4/12-14):** Started all three games at shortstop... Went 4-for-12 on the weekend with six RBIs and four runs scored... Hit a three-run home run in the second inning of the series opener... Reached base three times with a pair of singles and a walk in the middle game of the series... Singled and scored in the fourth... Singled to drive in one RBI in the fifth inning... Walked in the eighth... Was on base three times in the series finale, twice via base on balls and once with a double... Walked and scored in the first inning... Doubled to plate one RBI and came around to score in the seventh... Walked in the eighth. **Texas Southern (4/16):** Was 1-for-4 with a single... Also reached on an error. **at Arkansas (4/18-20):** Started all three games at shortstop... Reached base safely in all three contests... Walked in the series opener... Singled, walked and scored a run in the middle game of the series... Singled in the series finale. **vs. Ole Miss (4/23):** Was on base three times, reaching via walk, error and fielder's choice... Reached on an error and scored in the sixth inning... Got aboard via an RBI fielder's choice in the seventh and came around to score. **Georgia (4/26-28):** Reached base at least twice and scored once in each game of the series... Started all three games at shortstop... Walked, singled and doubled in the series opener... Drove in three RBIs on a fifth-inning double and came around to score in the opener... Had two hits in the middle game of the series... Doubled and scored a run in the seventh inning... Singled and walked in the series finale... Posted a base hit and came around to score in the fifth inning.

Westburg's Single-Game Career Highs

At-Bats	6	Twice; Last Jackson State, 2/26/19	Total Bases	7	Four Times; Last Mississippi Valley State, 3/26/19
Runs	4	Auburn, 3/24/19	Walks	2	Three Times; Last Alabama, 4/14/19
Hits	4	Twice; Last Youngstown State, 2/15/19	Strikeouts	3	Six Times; Last at Arkansas, 4/18/19
RBIs	7	vs North Carolina, 6/19/18	Stolen Bases	1	Four Times; Last Mississippi Valley State, 3/26/19
Doubles	3	at Kentucky, 5/13/18			
Triples	1	Twice; Last Grambling, 3/13/19			
Home Runs	1	Eight Times; Last Alabama, 4/12/19			

Westburg's Career Statistics

	Avg	GP-GS	AB	R	H	2B	3B	HR	RBI	TB	SLG%	BB	HBP	SO	GDP	OB%	SF	SH	SB-ATT	PO	A	E	FLD%
2018	.248	42-31	121	18	30	11	0	2	30	47	.388	10	4	35	2	.319	3	1	0-0	11	38	4	.925
2019	.345	44-44	174	50	60	17	2	6	47	99	.569	27	7	45	1	.443	4	0	4-4	44	96	9	.940
Career	.305	86-75	295	68	90	28	2	8	77	146	.495	37	11	80	3	.394	7	1	4-4	55	134	13	.936



2019 Game-by-Game

Opponent (Date)	AB	R	H	RBI	BB
YOUNGSTOWN STATE (F15)	1	--	--	--	--
YOUNGSTOWN STATE (F16)	1	--	--	--	--
YOUNGSTOWN STATE (F16) *	3	1	1	1	--
UAB (F20)			-DNP-		
SOUTHERN MISS (F22) *	2	--	1	--	--
SOUTHERN MISS (F23)			-DNP-		
SOUTHERN MISS (F24) *	4	--	1	--	--
JACKSON STATE (F26) *	2	--	--	--	--
SOUTHEASTERN LOUISIANA (F27)	1	--	1	--	1
vs. Sam Houston State (Mr1) *	3	1	1	--	--
vs. Texas Tech (Mr2) *	2	--	1	--	--
EAST CAROLINA (Mr5) *	3	--	--	--	--
ARKANSAS-PINE BLUFF (Mr6)	1	--	1	2	--
MAINE (Mr8) *	4	2	2	--	--
MAINE (Mr8) *	2	--	--	--	--
MAINE (Mr10) *	1	--	--	--	--
GRAMBLING (Mr13)	2	--	--	--	--
at Florida (Mr15)			-DNP-		
at Florida (Mr16)			-DNP-		
at Florida (Mr16)	1	--	--	--	--
LITTLE ROCK (Mr19)	3	--	1	2	--
at Samford (Mr20)			-DNP-		
AUBURN (Mr22)			-DNP-		
AUBURN (Mr23)			-DNP-		
AUBURN (Mr24)			-DNP-		
MISSISSIPPI VALLEY STATE (Mr26) *	3	--	--	--	--
LSU (Mr28)			-DNP-		
LSU (Mr29)			-DNP-		
LSU (Mr30)			-DNP-		
ULM (A3)	2	--	--	--	--
at Tennessee (A5)			-DNP-		
at Tennessee (A6)	1	--	--	--	--
at Tennessee (A7)			-DNP-		
SOUTH ALABAMA (A10)			-DNP-		
ALABAMA (A12)			-DNP-		
ALABAMA (A13)			-DNP-		
ALABAMA (A14) *	2	--	--	--	--
TEXAS SOUTHERN (A16)			-DNP-		
at Arkansas (A18)			-DNP-		
at Arkansas (A19)	1	--	--	--	--
at Arkansas (A20)	1	1	1	--	--
vs. Ole Miss (A23)	--	--	--	--	1
GEORGIA (A26)	1	--	--	--	--
GEORGIA (A27)			-DNP-		
GEORGIA (A28)			-DNP-		
at Texas A&M (My2)					
at Texas A&M (My3)					
at Texas A&M (My4)					
MEMPHIS (My8)					
at Ole Miss (My10)					
at Ole Miss (My11)					
at Ole Miss (My12)					
SOUTH CAROLINA (My16)					
SOUTH CAROLINA (My17)					
SOUTH CAROLINA (My18)					

* - Denotes Game Started

2019 Biography

Season: Appeared in 25 games with 14 starts... Made his MSU debut as a pinch-hitter against Youngstown State (2/15) in the season opener. ... Hit 400-foot solo home run versus Youngstown State (2/16) for his first collegiate hit

Youngstown State (2/15-16): Appeared in all three games... Made his Diamond Dawg debut as pinch-hitter... Came in as a defensive replacement at catcher in the middle game... Made his first start at catcher in the series finale... Hit a 400-foot home run for his first collegiate hit. **Southern Miss (2/22-24):** Started two games... Grabbed a hit in each game... Went 1-for-2 in the first game... Doubled in the series finale. **Jackson State (2/26):** Started at designated hitter and was hit-by-pitch. **Southeastern Louisiana (2/27):** Singled and walked after pinch-hitting in the seventh. **Frisco Classic (3/1-2):** Started both games as the designated hitter... Collected two hits in five total at-bats. vs. *Sam Houston State (3/1):* Went 1-for-3 with a double and a run scored. vs. *Texas Tech (3/2):* Singled in two at-bats. **Arkansas-Pine Bluff (3/6):** Pinch hit and drove in pair of runs with a double. **Maine (3/8-10):** Started all three games at designated hitter... Went 2-for-4 with a double in the opener. **Grambling (3/13):** Went 0-for-2 in start at catcher. **at Florida (3/15-16):** Appeared in finale as a pinch hitter. **Little Rock (3/19):** Started at catcher... Hit a two-RBI single. **Mississippi Valley State (3/26):** Made the start at catcher. **at Tennessee (4/5-7):** Appeared in one game... Pinch hit in the middle game of the series. **Alabama (4/12/14):** Started at designated hitter in the series finale. **at Arkansas (4/18-20):** Appeared in the final two games of the series as a pinch hitter... Singled and scored a run in the ninth inning of the series finale. **vs. Ole Miss (4/23):** Entered as a pinch hitter in the ninth inning and walked. **Georgia (4/26-28):** Made a pinch-hit appearance in the series opener.

Jones' Single-Game Career Highs

At-Bats	4	Twice; Last Maine, 3/8/19	Total Bases	4	Youngstown State, 2/16/19
Runs	2	Last Maine, 3/8/19	Walks	1	Twice; Last vs Ole Miss, 4/23/19
Hits	2	Last Maine, 3/8/19	Strikeouts	1	Seven Times; Last ULM, 4/3/19
RBIs	2	Twice; Last Little Rock, 3/19/19	Stolen Bases	1	Maine, 3/8/19
Doubles	1	Four Times; Last Maine, 3/8/19			
Triples	---				
Home Runs	1	Youngstown State, 2/16/19			

Jones' Career Statistics

	Avg	GP- GS	AB	R	H	2B	3B	HR	RBI	TB	SLG%	BB	HBP	SO	GDP	OB%	SF	SH	SB-ATT	PO	A	E	FLD%
2019	.234	25-14	47	5	11	4	0	1	5	18	.383	2	1	7	0	.280	0	0	1-2	61	3	2	.970
Career	.234	25-14	47	5	11	4	0	1	5	18	.383	2	1	7	0	.280	0	0	1-2	61	3	2	.970



2019 Game-by-Game

Opponent (Date)	Dec.	IP	H	R (ER)	BB	K
YOUNGSTOWN STATE (F15)	ND	2.0	1	1 (1)	1	2
YOUNGSTOWN STATE (F16)		-DNP-				
YOUNGSTOWN STATE (F16)		-DNP-				
UAB (F20) *	ND	4.2	7	2 (2)	--	3
SOUTHERN MISS (F22)		-DNP-				
SOUTHERN MISS (F23)		-DNP-				
SOUTHERN MISS (F24)		-DNP-				
JACKSON STATE (F26)		-DNP-				
SOUTHEASTERN LOUISIANA (F27) * W		6.0	1	-- (--)	2	9
vs. Sam Houston State (Mr1)		-DNP-				
vs. Texas Tech (Mr2)		-DNP-				
EAST CAROLINA (Mr5)	H	3.0	1	1 (1)	1	4
ARKANSAS-PINE BLUFF (Mr6)		-DNP-				
MAINE (Mr8)		-DNP-				
MAINE (Mr8)		-DNP-				
MAINE (Mr10)	ND	0.0	1	3 (3)	1	--
GRAMBLING (Mr13)	ND	3.0	2	-- (--)	--	3
at Florida (Mr15)		-DNP-				
at Florida (Mr16)		-DNP-				
at Florida (Mr16)		-DNP-				
LITTLE ROCK (Mr19)		-DNP-				
at Samford (Mr20)	ND	3.0	6	4(3)	2	3
AUBURN (Mr22)		-DNP-				
AUBURN (Mr23)		-DNP-				
AUBURN (Mr24)		-DNP-				
MISSISSIPPI VALLEY STATE (Mr26)	ND	3.2	2	2(2)	3	5
LSU (Mr28)		-DNP-				
LSU (Mr29)		-DNP-				
LSU (Mr30) *	L	2.0	2	1(1)	1	4
ULM (A3)		-DNP-				
at Tennessee (A5)		-DNP-				
at Tennessee (A6) *	L	5.1	2	2 (1)	3	3
at Tennessee (A7)		-DNP-				
SOUTH ALABAMA (A10)		-DNP-				
ALABAMA (A12)		-DNP-				
ALABAMA (A13) *	W	5.0	4	-- (--)	2	2
ALABAMA (A14)		-DNP-				
TEXAS SOUTHERN (A16)		-DNP-				
at Arkansas (A18)		-DNP-				
at Arkansas (A19)	L	2.0	3	5 (4)	3	1
at Arkansas (A20)		-DNP-				
vs. Ole Miss (A23) *	ND	4.0	3	1 (1)	1	3
GEORGIA (A26)		-DNP-				
GEORGIA (A27)		-DNP-				
GEORGIA (A28) *	W	6.1	1	-- (--)	2	5
at Texas A&M (My2)						
at Texas A&M (My3)						
at Texas A&M (My4)						
MEMPHIS (My8)						
at Ole Miss (My10)						
at Ole Miss (My11)						
at Ole Miss (My12)						
SOUTH CAROLINA (My16)						
SOUTH CAROLINA (My17)						
SOUTH CAROLINA (My18)						

* - Denotes Game Started | (W)in, (L)oss, H(old), (S)ave, (B)low Save

2019 Biography

Season: Appeared in 14 games with 10 starts on the mound...Owns four midweek starts and two SEC weekend starts.

Youngstown State (2/15-16): Appeared in a relief role in the season opener. . . Allowed one run in two innings pitched. . . Allowed one run on one hit and one walk. . . Struck out two. **UAB (2/20):** Made his first start of the season. . . Threw 4 2/3 innings, allowing two runs on seven hits. . . Struck out three batters. **Southeastern Louisiana (2/27):** Shut out the Lions over six innings in a start. . . Struck out nine and walked two. . . Allowed just one hit in collecting the win. **ECU (3/5):** Tossed three innings of relief work while striking out four. . . Allowed one run. **Maine (3/8-10):** Did not record an out in a relief appearance. . . Surrendered three runs in the series finale. **Grambling (3/13):** Threw three innings in a start. . . Struck out three in a scoreless start. **at Samford (3/20):** Started and lasted three innings...Allowed four runs, three earned. **Mississippi Valley State (3/26):** Entered in relief with one out in the first inning...Threw 3 2/3 innings and allowed two runs on two hits...Walked three and struck out five. **LSU (3/28-30):** Made the start in the series finale...Threw two innings...Allowed one run on two hits...Walked one and struck out four in the loss. **at Tennessee (4/5-7):** Made the start on the mound in the middle game of the series...Took the loss after allowing two runs - one earned - on two hits...Struck out three and walked three...Also hit one batter. **Alabama (4/12/14):** Started the middle game of the series and earned the win with five scoreless innings...Allowed four hits, walked two and fanned two. **at Arkansas (4/18-20):** Started the series finale on the mound...Allowed five runs - four earned - on three hits in two innings of work...Walked three and struck out one in the loss. **vs. Ole Miss (4/23):** Threw four innings in a start on the mound...Allowed one run on three hits...Walked one and struck out three. **Georgia (4/26-28):** Made the start in the series finale and threw 6 1/3 scoreless innings...Allowed just one hit, walked two and struck out five to earn the win.

Plumlee’s Single-Game Career Highs

Innings Pitched	8.0	Indiana State, 2/25/17	Wild Pitches	2	Three Times; Last vs Ole Miss, 4/23/19
Fewest Hits	0	Twice; Last at LSU, 6/11/17	Hit-by-Pitch	2	Auburn, 4/29/17
Fewest Runs	0	13 Times; Last Georgia, 4/26/19	Total Pitches	99	Tennessee, 3/25/17
Fewest Earned Runs	0	14 Times; Last Georgia, 4/26/19			
Walks	6	at Georgia, 5/13/17			
Strikeouts	9	Southeastern Louisiana, 2/27/19			

Plumlee’s Career Statistics

	ERA	W-L	App	GS	CG	SHO/CBO	SV	IP	H	R	ER	BB	SO	2B	3B	HR	BF	BAA	WP	HBP	BK	SFA	SHA
2017	4.01	6-1	26	8	0	0/1	1	74.0	71	37	33	31	54	12	1	8	326	.256	10	10	0	3	5
2019	3.42	3-3	14	10	0	0/1	0	50.0	36	22	19	22	47	6	0	3	216	.194	7	7	0	0	1
Career	3.77	9-4	40	18	0	0/2	1	124.0	107	59	52	53	101	18	1	11	542	.231	17	17	0	3	6



2019 Game-by-Game

Opponent (Date)	Dec.	IP	H	R (ER)	BB	K
YOUNGSTOWN STATE (F15)			-DNP-			
YOUNGSTOWN STATE (F16)			-DNP-			
YOUNGSTOWN STATE (F16)	ND	1.0	--	-- (--)	--	--
UAB (F20)	W	1.0	--	-- (-)	1	--
SOUTHERN MISS (F22)	ND	0.1	1	-- (--)	--	--
SOUTHERN MISS (F23)			-DNP-			
SOUTHERN MISS (F24)	ND	0.0	3	1 (1)	--	--
JACKSON STATE (F26)			-DNP-			
SOUTHEASTERN LOUISIANA (F27)			-DNP-			
vs. Sam Houston State (Mr1)			-DNP-			
vs. Texas Tech (Mr2)			-DNP-			
EAST CAROLINA (Mr5)			-DNP-			
ARKANSAS-PINE BLUFF (Mr6)	H	2.0	1	-- (--)	--	1
MAINE (Mr8)			-DNP-			
MAINE (Mr8)			-DNP-			
MAINE (Mr10)			-DNP-			
GRAMBLING (Mr13)	ND	1.0	1	-- (--)	--	1
at Florida (Mr15)			-DNP-			
at Florida (Mr16)			-DNP-			
at Florida (Mr16)	ND	1.0	--	-- (--)	--	2
LITTLE ROCK (Mr19)	ND	1.0	--	-- (--)	--	2
at Samford (Mr20)			-DNP-			
AUBURN (Mr22)			-DNP-			
AUBURN (Mr23)			-DNP-			
AUBURN (Mr24)	ND	2.0	2	-- (--)	--	--
MISSISSIPPI VALLEY STATE (Mr26)			-DNP-			
LSU (Mr28)			-DNP-			
LSU (Mr29)	ND	1.0	3	2 (2)	--	2
LSU (Mr30)			-DNP-			
ULM (A3)	ND	1.0	--	-- (--)	1	1
at Tennessee (A5)			-DNP-			
at Tennessee (A6)			-DNP-			
at Tennessee (A7)			-DNP-			
SOUTH ALABAMA (A10)	H	2.0	4	2 (2)	--	2
ALABAMA (A12)			-DNP-			
ALABAMA (A13)			-DNP-			
ALABAMA (A14)	ND	1.1	1	-- (--)	--	2
TEXAS SOUTHERN (A16)			-DNP-			
at Arkansas (A18)	ND	2.0	4	2 (2)	1	1
at Arkansas (A19)			-DNP-			
at Arkansas (A20)			-DNP-			
vs. Ole Miss (A23)			-DNP-			
GEORGIA (A26)			-DNP-			
GEORGIA (A27)			-DNP-			
GEORGIA (A28)			-DNP-			
at Texas A&M (My2)						
at Texas A&M (My3)						
at Texas A&M (My4)						
MEMPHIS (My8)						
at Ole Miss (My10)						
at Ole Miss (My11)						
at Ole Miss (My12)						
SOUTH CAROLINA (My16)						
SOUTH CAROLINA (My17)						
SOUTH CAROLINA (My18)						

* - Denotes Game Started | (W)in, (L)oss, H(old), (S)ave, (B)low Save

2019 Biography

Season: Appeared in 14 games, all in relief.

Youngstown State (2/15-16): Pitched one inning of scoreless relief in series finale. **UAB (2/20):** Earned the win with one scoreless inning of work. **Southern Miss (2/22-24):** Pitched in two games in the series...Tossed 1/3 of an inning in first game and allowed one hit...Allowed one run on three hits in the series finale...Did not record an out. **Arkansas-Pine Bluff (3/6):** Threw two scoreless innings. **Grambling (3/13):** Threw one scoreless inning...Allowed one hit and struck out one. **at Florida (3/15-16):** Pitched a scoreless inning in game three...Tallied a pair of strikeouts. **Little Rock (3/19):** Delivered a shutout frame. **Auburn (3/22-24):** Threw two scoreless innings in the series finale...Allowed two hits. **LSU (3/28-30):** Appeared in relief in the middle game of the series...Allowed two runs on three hits in one inning of work...Struck out two. **ULM (4/3):** Threw one inning and allowed just one walk...Struck out one. **South Alabama (4/10):** Notched a hold with two innings of relief...Allowed two runs on four hits...Struck out two and didn't walk a batter. **Alabama (4/12/14):** Threw 1 1/3 innings scoreless in the series finale...Allowed one hit and struck out two. **at Arkansas (4/18-20):** Appeared in the series opener...Threw two innings and allowed two runs on four hits...Walked one and struck out one.

Self's Single-Game Career Highs

Innings Pitched	5.0	Texas Tech, 2/19/17	Wild Pitches	1	Six Times; Last Alabama, 4/14/19
Fewest Hits	0	21 Times; Last ULM, 4/3/19	Hit-by-Pitch	1	Four Times; Last Alabama, 4/14/19
Fewest Runs	0	41 Times; Last Alabama, 4/14/19	Total Pitches	63	Texas Tech, 2/19/17
Fewest Earned Runs	0	44 Times; Last Alabama, 4/14/19			
Walks	4	at Georgia, 5/14/17			
Strikeouts	7	Texas Tech, 2/19/17			

Self's Career Statistics

	ERA	W-L	App	GS	CG	SHO/CBO	SV	IP	H	R	ER	BB	SO	2B	3B	HR	BF	BAA	WP	HBP	BK	SFA	SHA
2017	3.72	5-2	31	0	0	0/1	8	48.1	44	21	20	20	60	5	0	1	208	.246	2	2	0	3	4
2018	3.51	5-0	18	0	0	0/2	1	25.2	20	13	10	12	20	2	1	3	108	.220	1	1	0	2	2
2019	3.78	1-0	14	0	0	0/1	0	16.2	21	7	7	3	14	4	0	2	72	.309	3	1	0	0	0
Career	3.67	11-2	63	0	0	0/4	9	90.2	85	41	37	35	94	11	1	6	388	.251	6	4	0	5	6



2019 Game-by-Game

Opponent (Date)	AB	R	H	RBI	BB
YOUNGSTOWN STATE (F15) *	5	1	1	--	--
YOUNGSTOWN STATE (F16) *	4	3	3	2	--
YOUNGSTOWN STATE (F16) *	5	1	--	--	--
UAB (F20) *	4	--	1	2	--
SOUTHERN MISS (F22) *	4	--	2	--	--
SOUTHERN MISS (F23) *	4	2	2	1	1
SOUTHERN MISS (F24) *	3	1	--	--	2
JACKSON STATE (F26) *	5	3	2	1	1
SOUTHEASTERN LOUISIANA (F27) *	4	1	2	2	1
vs. Sam Houston State (Mr1) *	4	--	2	1	--
vs. Texas Tech (Mr2) *	3	--	1	1	--
EAST CAROLINA (Mr5) *	4	1	1	--	--
ARKANSAS-PINE BLUFF (Mr6) *	5	1	2	1	1
MAINE (Mr8) *	4	1	2	2	1
MAINE (Mr8) *	4	--	--	--	--
MAINE (Mr10) *	4	1	1	1	--
GRAMBLING (Mr13) *	5	4	4	2	1
at Florida (Mr15) *	5	1	2	1	--
at Florida (Mr16) *	5	2	3	2	--
at Florida (Mr16) *	4	--	--	--	--
LITTLE ROCK (Mr19) *	6	2	5	3	--
at Samford (Mr20) *	5	--	3	1	--
AUBURN (Mr22) *	5	--	1	--	--
AUBURN (Mr23) *	6	1	4	--	--
AUBURN (Mr24) *	5	2	2	1	1
MISSISSIPPI VALLEY STATE (Mr26) *	6	3	2	--	--
LSU (Mr28) *	5	1	1	--	--
LSU (Mr29) *	5	1	2	--	--
LSU (Mr30) *	5	--	2	--	--
ULM (A3) *	6	3	5	3	--
at Tennessee (A5) *	6	2	4	2	--
at Tennessee (A6) *	4	--	1	--	--
at Tennessee (A7) *	5	--	1	2	--
SOUTH ALABAMA (A10) *	3	2	1	--	1
ALABAMA (A12) *	5	2	1	--	--
ALABAMA (A13) *	4	1	1	--	1
ALABAMA (A14) *	6	3	2	--	--
TEXAS SOUTHERN (A16) *	4	1	1	--	--
at Arkansas (A18) *	3	--	1	--	--
at Arkansas (A19) *	5	--	1	1	--
at Arkansas (A20) *	4	--	--	--	--
vs. Ole Miss (A23) *	3	1	1	1	--
GEORGIA (A26) *	4	3	3	--	2
GEORGIA (A27) *	5	1	3	1	--
GEORGIA (A28) *	3	2	1	--	2
at Texas A&M (My2)					
at Texas A&M (My3)					
at Texas A&M (My4)					
MEMPHIS (My8)					
at Ole Miss (My10)					
at Ole Miss (My11)					
at Ole Miss (My12)					
SOUTH CAROLINA (My16)					
SOUTH CAROLINA (My17)					
SOUTH CAROLINA (My18)					

* - Denotes Game Started

2019 Biography

Awards: Earned his first-career SEC Player of the Week award on April 29 after helping State to a 4-0 week against ranked opponents and breaking the Southeastern Conference's all-time hits record against Georgia.

Season: Started all 45 games in center field...Posted his 300th career hit with his third hit as part of a four-hit night against Grambling (3/13)...Collected five hits against Little Rock (3/19) and ULM (4/3).

Youngstown State (2/15-16): Collected four hits and scored five times in the series...Doubled and scored one run in the season opener...Went 3-for-4 with two doubles, two RBIs and one stolen base in the middle game. **UAB (2/20):** Stole a base and drove in the game-winning run with a two-run single. **Southern Miss (2/22-24):** Tallied four hits and scored three times for the weekend...Went 2-for-4 with a stolen base in the series opener...Had two hits and walked in the middle game of the series...Scored twice and drove in a run in second game...Walked twice and scored one run in the series finale. **Jackson State (2/26):** Doubled twice, scored three runs and collected one RBI...Also walked and stole one base. **Frisco Classic (3/1-2):** Picked up three hits between the two games...Drove in a run in each game...vs. *Sam Houston State* (3/1): Went 2-for-4...Plated one RBI with a single. vs. *Texas Tech* (3/2): Singled and hit a sacrifice fly. **ECU (3/5):** Went 1-for-4 with a run scored. **Arkansas-Pine Bluff (3/6):** Posted two hits, including an RBI single...Scored one run. **Maine (3/8-10):** Collected two hits and two RBIs in the series opener...Reached on an error and stole a base in the middle game of the series...Went 1-for-4 with one RBI and one run scored...Also stole two bases in the series finale. **Grambling (3/13):** Collected four hits and two RBIs...Also stole a base and scored four times...Added one walk...His third hit of night was the 300th of his career. **at Florida (3/15-16):** Tallied five hits, three of them doubles, between first two games...In game two, two of his three hits were doubles...Also led off the game with a home run. **Little Rock (3/19):** Collected five hits...Doubled and tripled...Drove in three RBIs and stole a base. **at Samford (3/20):** Went 3-for-5, stole a base and plated one RBI. **Auburn (3/22-24):** Hit .438 (7-for-16) in three starts in center field...Reached once - via single - in the series opener...Was 4-for-6 with one run scored in the middle game of the series...Chipped in two hits and walked once in the series finale...Scored two runs and drove in one RBI. **Mississippi Valley State (3/26):** Posted two hits and scored three runs. **LSU (3/28-30):** Started all three games in center field...Posted a hit in each game, batting .333 (5-for-15) on the weekend...Doubled and scored a run in the third inning of the series opener...Had two hits in the middle game of the series, with both hits going for extra bases...Tripled in the fourth inning and scored...Doubled in the seventh inning...Posted two hits, including a ninth-inning double. **ULM (4/3):** Went 5-for-6 with three runs scored and three RBIs...Singled and scored a run in the first inning...Singled twice in the fourth inning, scoring a run on his first hit and driving in two RBIs on his second base hit of the frame...Tripled in an RBI and scored a run in the sixth...Also collected a hit in the seventh. **at Tennessee (4/5-7):** Started all three games in center field...Went 4-for-6 in the series opener...Doubled to lead off the game and scored...Singled in the eighth...His 10th-inning single set the Mississippi State career record for hits (336), moving him past Jeffery Rea (335; 2004-07)...Singled to score a pair of runs in the 11th inning of the series opener...Singled in the middle game of the series...His lone hit in the series finale was a two-RBI double in the sixth inning, which plated the eventual game-winning runs. **South Alabama (4/10):** Reached base twice and scored two runs in a start...Walked and scored a run in the third inning...Doubled and scored in the seventh inning. **Alabama (4/12/14):** Started all three games in center field...Singled and scored two runs in the series opener...Singled, walked and scored a run in the middle game of the series...Had a pair of hits and scored three times...Singled and scored in both the first and fifth innings...Reached on a fielder's choice, stole a base and scored in the second inning. **Texas Southern (4/16):** Led off the game with a single and came around to score. **at Arkansas (4/18-20):** Started all three games in center field...Reached base twice in the series opener, once via hit-by-pitch and once via single...Singled and drove in one RBI in the middle game in the series. **vs. Ole Miss (4/23):** Reached base twice, scored a run and drove in one RBI...Went 1-for-3 with a hit-by-pitch...Singled and scored a run in the seventh inning...Drove in the eighth run of the game with a sacrifice fly in the eighth inning. **Georgia (4/26-28):** Hit .583 (7-for-12) in the series and reached base at a .688 clip...Was on base 11 times in the series (7 hits, 4 walks)...Went 3-for-4 with a pair of intentional walks in the series opener...Was on base in all seven plate appearances, including a fourth inning fielder's choice...Scored three runs in the opener...Singled in his first two plate appearances, with the second base hit making him the Southeastern Conference's career hits leader with his 353rd hit...Scored a run in the first inning...Drove in an RBI with a seventh-inning single...Walked twice, stole a base and singled...Walked and scored a run in the fifth inning...Singled and scored in the seventh.

Mangum's Single-Game Career Highs

At-Bats	7	Twice; Last at Missouri, 3/24/18	Total Bases	8	Twice; Last Little Rock, 3/19/19
Runs	4	Three Times; Last Grambling, 3/13/19	Walks	2	10 Times; Last Georgia, 4/28/19
Hits	5	Four Times; Last ULM, 4/3/19	Strikeouts	2	13 Times; Last at Arkansas, 4/19/19
RBIs	5	Tennessee, 3/25/17	Stolen Bases	2	Eight Times; Last at Samford, 3/20/19
Doubles	2	Seven Times; Last at Florida, 3/16/19			
Triples	1	10 Times; Last ULM, 4/3/19			
Home Runs	1	Five Times; Last at Florida, 3/16/19			

Mangum's Career Statistics

	Avg	GP-GS	AB	R	H	2B	3B	HR	RBI	TB	SLG%	BB	HBP	SO	GDP	OB%	SF	SH	SB-ATT	PO	A	E	FLD%
2016	.408	62-43	206	40	84	12	3	1	28	105	.510	14	5	20	3	.458	0	1	6-7	90	2	5	.948
2017	.324	65-65	278	51	90	15	1	0	26	107	.385	9	17	35	4	.380	1	1	14-21	145	8	2	.987
2018	.351	68-68	288	63	101	22	3	3	33	138	.479	30	13	29	2	.434	1	0	14-17	169	5	3	.983
2019	.394	45-45	203	54	80	17	3	1	34	106	.522	15	5	12	0	.444	2	0	20-26	94	2	2	.980
Career	.364	240-221	975	208	355	66	10	5	121	456	.468	68	40	96	9	.426	4	2	54-71	498	17	12	.977



2019 Game-by-Game

Opponent (Date)	Dec.	IP	H	R (ER)	BB	K
YOUNGSTOWN STATE (F15)			-DNP-			
YOUNGSTOWN STATE (F16)	ND	2.0	--	-- (--)	1	4
YOUNGSTOWN STATE (F16)			-DNP-			
UAB (F20)			-DNP-			
SOUTHERN MISS (F22)			-DNP-			
SOUTHERN MISS (F23)			-DNP-			
SOUTHERN MISS (F24)	ND	1.2	2	1 (1)	--	2
JACKSON STATE (F26)			-DNP-			
SOUTHEASTERN LOUISIANA (F27)	ND	1.0	--	-- (--)	--	2
vs. Sam Houston State (Mr1)			-DNP-			
vs. Texas Tech (Mr2)			-DNP-			
EAST CAROLINA (Mr5)	H	1.0	1	-- (--)	--	--
ARKANSAS-PINE BLUFF (Mr6)			-DNP-			
MAINE (Mr8)			-DNP-			
MAINE (Mr8)			-DNP-			
MAINE (Mr10)	ND	0.1	--	2 (2)	2	1
GRAMBLING (Mr13)			-DNP-			
at Florida (Mr15)			-DNP-			
at Florida (Mr16)			-DNP-			
at Florida (Mr16)			-DNP-			
LITTLE ROCK (Mr19)	W	1.1	--	-- (--)	1	3
at Samford (Mr20)			-DNP-			
AUBURN (Mr22)			-DNP-			
AUBURN (Mr23)			-DNP-			
AUBURN (Mr24)			-DNP-			
MISSISSIPPI VALLEY STATE (Mr26)	H	2.0	--	-- (--)	--	6
LSU (Mr28)			-DNP-			
LSU (Mr29)	ND	1.0	--	1 (--)	--	--
LSU (Mr30)	ND	1.1	1	2 (2)	2	2
ULM (A3)	ND	0.2	3	2 (2)	--	--
at Tennessee (A5)			-DNP-			
at Tennessee (A6)	ND	1.1	--	-- (--)	--	1
at Tennessee (A7)			-DNP-			
SOUTH ALABAMA (A10) *	ND	2.2	2	1 (1)	2	4
ALABAMA (A12)			-DNP-			
ALABAMA (A13)			-DNP-			
ALABAMA (A14)			-DNP-			
TEXAS SOUTHERN (A16)	ND	2.0	--	-- (--)	1	2
at Arkansas (A18)			-DNP-			
at Arkansas (A19)	ND	1.1	1	-- (--)	3	4
at Arkansas (A20)			-DNP-			
vs. Ole Miss (A23)			-DNP-			
GEORGIA (A26)			-DNP-			
GEORGIA (A27)			-DNP-			
GEORGIA (A28)			-DNP-			
at Texas A&M (My2)						
at Texas A&M (My3)						
at Texas A&M (My4)						
MEMPHIS (My8)						
at Ole Miss (My10)						
at Ole Miss (My11)						
at Ole Miss (My12)						
SOUTH CAROLINA (My16)						
SOUTH CAROLINA (My17)						
SOUTH CAROLINA (My18)						

* - Denotes Game Started | (W)in, (L)oss, H(old), (S)ave, (B)low Save

2019 Biography

Season: Appeared in 14 games, with one start. . . Didn't allow a hit in MSU debut against Youngstown State (2/16)...Made his first start at Mississippi State versus South Alabama (4/10).

Youngstown State (2/15-16): Made his collegiate debut in the middle game of the series. . . Threw two no-hit innings of relief in game two of the series. . . Struck out four batters while only issuing one walk. **Southern Miss (2/22-24):** Appeared in the series finale and gave up one run. **Southeastern Louisiana (2/27):** Struck out two batters in a perfect inning of work. **ECU (3/5):** Tossed a scoreless inning. **Maine (3/8-10):** Allowed two runs in one-third of an inning in game three. **Little Rock (3/19):** Struck out three over an inning of no-hit relief work. **Mississippi Valley State (3/26):** Struck out all six batters in two innings of scoreless work to collect a hold. **LSU (3/28-30):** Appeared in the final two games of the series...Threw one inning in the middle game of the series...Allowed one unearned run...Allowed two runs in 1 1/3 innings of work in the series finale...Walked two and struck out two. **ULM (4/3):** Allowed two runs on three hits in two-thirds of an inning of work. **at Tennessee (4/5-7):** Threw 1 1/3 innings of scoreless, hitless relief in the middle game of the series...Struck out one. **South Alabama (4/10):** Allowed one run on two hits in his first start on the mound at Mississippi State...Issued two walks and struck out four in a no decision. **Texas Southern (4/16):** Tossed two scoreless innings of relief work...Didn't allow a hit, walked one and struck out two. **at Arkansas (4/18-20):** Threw 1 1/3 scoreless innings in the middle game of the series...Allowed one hit, walked three and struck out four.

Eagan's Single-Game Career Highs

Innings Pitched	2.2	South Alabama, 4/10/19	Wild Pitches	1	South Alabama, 4/10/19
Fewest Hits	0	Eight Times; Last Texas Southern, 4/16/19	Hit-by-Pitch	2	Little Rock, 3/19/19
Fewest Runs	0	Eight Times; Last at Arkansas, 4/19/19	Total Pitches	54	South Alabama, 4/10/19
Fewest Earned Runs	0	Nine Times; Last at Arkansas, 4/19/19			
Walks	3	at Arkansas, 4/19/19			
Strikeouts	6	Mississippi Valley State, 3/26/19			

Eagan's Career Statistics

	ERA	W-L	App	GS	CG	SHO/CBO	SV	IP	H	R	ER	BB	SO	2B	3B	HR	BF	BAA	WP	HBP	BK	SFA	SHA
2019	3.66	1-0	14	1	0	0/1	0	19.2	10	9	8	12	31	4	0	1	83	.161	1	5	0	1	3
Career	3.66	1-0	14	1	0	0/1	0	19.2	10	9	8	12	31	4	0	1	83	.161	1	5	0	1	3



2019 Game-by-Game

Opponent (Date)	AB	R	H	RBI	BB
YOUNGSTOWN STATE (F15) *	3	1	1	--	2
YOUNGSTOWN STATE (F16) *	4	--	--	1	--
YOUNGSTOWN STATE (F16) *	4	1	2	2	--
UAB (F20) *	4	1	1	--	--
SOUTHERN MISS (F22) *	4	--	1	--	--
SOUTHERN MISS (F23) *	5	2	3	1	--
SOUTHERN MISS (F24) *	4	--	--	--	--
JACKSON STATE (F26) *	4	2	2	2	1
SOUTHEASTERN LOUISIANA (F27) *	4	1	1	4	1
vs. Sam Houston State (Mr1) *	4	1	3	1	--
vs. Texas Tech (Mr2) *	4	--	1	--	1
EAST CAROLINA (Mr5) *	4	--	--	--	--
ARKANSAS-PINE BLUFF (Mr6) *	5	3	4	2	--
MAINE (Mr8) *	4	--	2	--	--
MAINE (Mr8) *	3	1	1	--	1
MAINE (Mr10) *	4	1	1	4	1
GRAMBLING (Mr13) *	4	--	--	--	--
at Florida (Mr15) *	5	1	2	1	--
at Florida (Mr16) *	5	2	2	1	--
at Florida (Mr16) *	4	--	--	--	--
LITTLE ROCK (Mr19) *	5	1	1	1	--
at Samford (Mr20) *	5	1	3	1	--
AUBURN (Mr22) *	5	2	1	2	--
AUBURN (Mr23) *	5	2	2	1	1
AUBURN (Mr24) *	4	3	2	2	2
MISSISSIPPI VALLEY STATE (Mr26) *	3	2	2	2	1
LSU (Mr28) *	4	2	2	4	--
LSU (Mr29) *	3	--	--	--	1
LSU (Mr30) *	4	1	1	--	--
ULM (A3) *	5	3	2	--	--
at Tennessee (A5) *	4	1	1	--	1
at Tennessee (A6) *	4	--	1	1	--
at Tennessee (A7) *	5	--	2	--	--
SOUTH ALABAMA (A10) *	4	1	2	1	--
ALABAMA (A12) *	4	--	1	1	--
ALABAMA (A13) *	4	1	1	--	--
ALABAMA (A14) *	5	1	3	3	--
TEXAS SOUTHERN (A16) *	4	1	1	1	--
at Arkansas (A18) *	4	--	--	--	--
at Arkansas (A19) *	4	1	1	3	--
at Arkansas (A20) *	3	--	--	--	1
vs. Ole Miss (A23) *	5	--	1	2	--
GEORGIA (A26) *	4	3	3	--	2
GEORGIA (A27) *	5	2	3	3	--
GEORGIA (A28) *	4	2	1	--	--
at Texas A&M (My2)					
at Texas A&M (My3)					
at Texas A&M (My4)					
MEMPHIS (My8)					
at Ole Miss (My10)					
at Ole Miss (My11)					
at Ole Miss (My12)					
SOUTH CAROLINA (My16)					
SOUTH CAROLINA (My17)					
SOUTH CAROLINA (My18)					

* - Denotes Game Started

2019 Biography

Awards: Named to the Frisco Classic All-Tournament Team...Earned MVP of the Governor's Cup, after driving in the go-ahead and eventual game-winning RBIs in the sixth inning.

Season: Started all 45 games...Has started 31 games at third base and 14 games at second base. . . Homered in back-to-back games against Jackson State (2/26) and Southeastern Louisiana (2/27).

Youngstown State (2/15-16): Started all three games. . . Collected three hits and three RBIs while scoring two runs in the series. . . Walked twice, singled and scored in season opener. . . Earned his first RBI of the year with a sacrifice fly in game two. . . Doubled, homered and scored one run in series finale. **UAB (2/20):** Started MSU's three-run seventh inning with a leadoff single and scored the first State run. **Southern Miss (2/22-24):** Started all three games and collected four hits. . . Singled in the series opener. . . Hit a leadoff home run in the second inning of game two to open MSU's scoring. . . Collected three total hits and scored twice in the middle game. **Jackson State (2/26):** Doubled, homered, collected a pair of RBIs and scored twice. **Southeastern Louisiana (2/27):** Lone hit was a grand slam. **Frisco Classic (3/1-2):** Collected four hits in two starts. vs. *Sam Houston State (3/1):* Doubled as a part of a three-hit day. . . Scored game-winning run and drove in one run. vs. *Texas Tech (3/2):* Walked and collected one hit. **Arkansas-Pine Bluff (3/6):** Went 4-for-5 with two doubles, two RBIs and three runs scored. **Maine (3/8-10):** Collected a hit in each game and a total of four during the three-game set. . . Tallied two hits in game one. . . Singled, walked and scored in the middle game. . . Hit three-run home run and walked in a run in the series finale. **at Florida (3/15-16):** Collected four hits in first two games...Hit solo home run in game one...Scored twice in game two. **Little Rock (3/19):** Doubled and tallied an RBI. **at Samford (3/20):** Went 3-for-5 and earned an RBI...Made diving play at third base that earned a spot on the SportsCenter Top 10. **Auburn (3/22-24):** Started all three games at third base and hit .357 (5-for-14) with five RBIs and seven runs scored...Drove in a pair of RBIs with a first-inning double...Reached on a wild pitch after a strikeout and scored in the fifth inning of the series opener...Singled twice and walked in the middle game of the series...Scored twice and drove in one RBI...Went 2-for-4 with three runs scored and two RBIs in the series finale...Walked twice...Doubled and drove in one RBI in the seventh inning...Singled to plate a run in the eighth. **Mississippi Valley State (3/26):** Plated two RBIs and scored twice in a 2-for-3 night at the plate...Also walked once and stole one base...Hit a solo home run in the second inning...Plated a run with a sacrifice fly in the eighth inning. **LSU (3/28-30):** Started all three games at third base...Went 2-for-4 with a pair of home runs in the series opener for the first multi-home run game of his career...Hit a three-run home run in the third inning...Hit the second of back-to-back home runs in the fifth inning...Walked in the middle game of the series...Doubled and scored a run in the series finale. **ULM (4/3):** Posted a multi-hit game with a pair of singles...Was also hit by a pitch...Scored three runs. **at Tennessee (4/5-7):** Started all three games...Started the series opener at third base, before starting the final tow games at second base...Went 1-for-4 with a walk in the series opener...Scored the eventual game-winning run in the 11th inning of the series opener...Singled in the fourth inning to drive in the only MSU run in the middle game of the series...Went 2-for-5 in the series finale. **South Alabama (4/10):** Started at second base and went 2-for-4...Hit a solo home run in the second inning...Singled in the sixth inning. **Alabama (4/12/14):** Started all three games at second base...Hit .385 (5-for-13) with four RBIs in the series...Doubled to drive in one RBI in the seventh inning of the series opener...Singled and scored a run in the seventh inning of the middle game in the series...Had three hits and drove in three RBIs in the series finale...Doubled to drive in a pair of RBIs in the first inning and came around to score...Singled in the second inning...Singled to drive in one RBI in the seventh inning. **Texas Southern (4/16):** Singled for his lone hit in the game...Drove in the game-winning RBI with an eighth-inning RBI single. **at Arkansas (4/18-20):** Started all three games at second base...His lone hit was a three-run home run in the middle game of the series...Walked in the series finale. **vs. Ole Miss (4/23):** Went 1-for-5 with two RBIs...Drove in the go-ahead and eventual game-winning runs with a two-RBI double in the sixth inning. **Georgia (4/26-28):** Started all three games at second baes...Owned a .538 batting average (7-for-13) and a .600 on-base percentage...Slugged 1.077 for the weekend...Was 3-for-4 with two walks in the series opener and scored three runs...Doubled three times in the opener...Doubled and scored a run in the second and seventh inning...Doubled in the third...Walked in the sixth and eighth innings, scoring a run in the sixth...Went 3-for-5, reaching on an error once...Hit a three-run home run to open the scoring in the first inning of the middle game in the series...Singled twice, coming around to score in the seventh inning...Reached on a fielder's choice in the second inning of the series finale and came around to score...Doubled and scored in the eighth inning.

Foscue's Single-Game Career Highs

At-Bats	5	23 Times; Last Georgia, 4/27/19	Total Bases	8	LSU, 3/28/19
Runs	3	Five Times; Last Georgia, 4/26/19	Walks	3	vs Oklahoma, 6/1/18
Hits	4	Arkansas-Pine Bluff, 3/6/19	Strikeouts	3	vs Ole Miss, 4/23/19
RBIs	4	Three Times; Last LSU, 3/28/19	Stolen Bases	1	Mississippi Valley State, 3/26/19
Doubles	3	Georgia, 4/26/19			
Triples	---				
Home Runs	2	LSU, 3/28/19			

Foscue's Career Statistics

	Avg	GP- GS	AB	R	H	2B	3B	HR	RBI	TB	SLG%	BB	HBP	SO	GDP	OB%	SF	SH	SB-ATT	PO	A	E	FLD%
2018	.241	58-48	187	24	45	12	0	3	20	66	.353	22	4	22	1	.332	1	2	0-2	30	52	5	.943
2019	.340	45-45	188	47	64	16	0	12	47	116	.617	16	1	21	2	.391	2	0	1-1	32	91	9	.932
Career	.291	103-93	375	71	109	28	0	15	67	182	.485	38	5	43	3	.361	3	2	1-3	62	143	14	.936



2019 Game-by-Game

Opponent (Date)	Dec.	IP	H	R (ER)	BB	K
YOUNGSTOWN STATE (F15)			-DNP-			
YOUNGSTOWN STATE (F16)			-DNP-			
YOUNGSTOWN STATE (F16) *	W	5.0	4	-- (--)	2	6
UAB (F20)			-DNP-			
SOUTHERN MISS (F22)			-DNP-			
SOUTHERN MISS (F23)			-DNP-			
SOUTHERN MISS (F24) *	ND	3.0	3	1 (1)	4	4
JACKSON STATE (F26)			-DNP-			
SOUTHEASTERN LOUISIANA (F27)			-DNP-			
vs. Sam Houston State (Mr1)			-DNP-			
vs. Texas Tech (Mr2)			-DNP-			
EAST CAROLINA (Mr5) *	W	2.0	1	-- (--)	--	2
ARKANSAS-PINE BLUFF (Mr6)			-DNP-			
MAINE (Mr8)			-DNP-			
MAINE (Mr8)			-DNP-			
MAINE (Mr10) *	ND	5.0	4	2 (2)	2	5
GRAMBLING (Mr13)			-DNP-			
at Florida (Mr15)			-DNP-			
at Florida (Mr16)			-DNP-			
at Florida (Mr16)	L	3.2	6	3 (3)	2	3
LITTLE ROCK (Mr19)			-DNP-			
at Samford (Mr20)			-DNP-			
AUBURN (Mr22)			-DNP-			
AUBURN (Mr23)			-DNP-			
AUBURN (Mr24) *	ND	3.0	8	4 (4)	1	3
MISSISSIPPI VALLEY STATE (Mr26)			-DNP-			
LSU (Mr28)			-DNP-			
LSU (Mr29)			-DNP-			
LSU (Mr30)	ND	0.2	--	1 (--)	--	1
ULM (A3) *	ND	3.1	3	4 (2)	3	4
at Tennessee (A5)			-DNP-			
at Tennessee (A6)			-DNP-			
at Tennessee (A7)	W	3.0	1	1 (1)	--	1
SOUTH ALABAMA (A10)			-DNP-			
ALABAMA (A12)			-DNP-			
ALABAMA (A13)	H	1.2	1	1 (1)	1	2
ALABAMA (A14)			-DNP-			
TEXAS SOUTHERN (A16)	ND	1.0	--	1 (--)	2	1
at Arkansas (A18)			-DNP-			
at Arkansas (A19)	ND	1.0	3	2 (2)	3	2
at Arkansas (A20)			-DNP-			
vs. Ole Miss (A23)	ND	0.2	--	-- (--)	1	--
GEORGIA (A26)			-DNP-			
GEORGIA (A27)			-DNP-			
GEORGIA (A28)			-DNP-			
at Texas A&M (My2)						
at Texas A&M (My3)						
at Texas A&M (My4)						
MEMPHIS (My8)						
at Ole Miss (My10)						
at Ole Miss (My11)						
at Ole Miss (My12)						
SOUTH CAROLINA (My16)						
SOUTH CAROLINA (My17)						
SOUTH CAROLINA (My18)						

* - Denotes Game Started | (W)in, (L)oss, H(old), (S)ave, (B)low Save

2019 Biography

Season: Appeared in 13 games with seven starts...Owns five starts in the third game of a weekend series and two midweek starts.

Youngstown State (2/15-16): Earned first win of season...Shutout the Penguins over five innings...Gave up just two walks and four hits while striking out six batters in the series finale. **Southern Miss (2/22-24):** Lasted three innings in a start...Allowed just one run...Struck out four and walked four. **ECU (3/5):** Started and threw two scoreless innings to earn the win. **Maine (3/8-10):** Allowed two runs over five innings in the series finale...Struck out five, walked two and allowed four hits. **at Florida (3/15-16):** Started game three...Allowed three runs over 3 2/3. **Auburn (3/22-24):** Started the series finale...Tossed three innings and allowed four runs on eight hits...Walked one and struck out three. **LSU (3/28-30):** Appeared in the series finale...Allowed one unearned run...Struck out one. **ULM (4/3):** Threw 3 1/3 innings in a start on the mound...Allowed four runs - two earned - on three hits...Walked three and struck out four. **at Tennessee (4/5-7):** Entered the series finale in relief and picked up the win...Threw three innings and allowed one run on one hit...Didn't walk a batter and struck out one. **Alabama (4/12/14):** Allowed one run on one hit in a relief appearance in the middle game of the series...Walked one and struck out two. **Texas Southern (4/16):** Allowed one unearned run in one inning of relief work...Walked two and struck out one. **at Arkansas (4/18-20):** Appeared in the middle game of the series...Threw one inning of relief...Allowed two runs on three hits...Walked three and struck out two. **vs. Ole Miss (4/23):** Walked one in two-thirds of an inning of relief work.

James' Single-Game Career Highs

Innings Pitched	5.1	at McNeese State, 2/28/18	Wild Pitches	2	Three Times; Last at Arkansas, 4/19/19
Fewest Hits	0	10 Times; Last vs Ole Miss, 4/23/19	Hit-by-Pitch	2	Twice; Last at Tennessee, 4/7/19
Fewest Runs	0	20 Times; Last vs Ole Miss, 4/23/19	Total Pitches	92	at McNeese State, 2/28/18
Fewest Earned Runs	0	24 Times; Last vs Ole Miss, 4/23/19			
Walks	4	Southern Miss, 2/24/19			
Strikeouts	7	at McNeese State, 2/28/18			

James' Career Statistics

	ERA	W-L	App	GS	CG	SHO/CBO	SV	IP	H	R	ER	BB	SO	2B	3B	HR	BF	BAA	WP	HBP	BK	SFA	SHA
2016	3.24	3-0	14	4	0	0/3	0	25.0	19	10	9	8	15	3	1	2	101	.213	1	3	0	0	1
2018	4.34	1-2	26	0	0	0/2	0	47.2	58	27	23	19	45	10	2	3	222	.312	8	9	0	2	6
2019	4.36	3-1	13	7	0	0/1	0	33.0	34	20	16	21	34	6	1	1	155	.266	7	3	1	1	2
Career	4.09	7-3	53	11	0	0/6	0	105.2	111	57	48	48	94	19	4	6	478	.275	16	15	1	3	9



2019 Game-by-Game

Opponent (Date)	Dec.	IP	H	R (ER)	BB	K
YOUNGSTOWN STATE (F15)		-DNP-				
YOUNGSTOWN STATE (F16)		-DNP-				
YOUNGSTOWN STATE (F16)	ND	1.0	1	--(--)	--	1
UAB (F20)		-DNP-				
SOUTHERN MISS (F22)	ND	1.2	--	--(--)	1	2
SOUTHERN MISS (F23)		-DNP-				
SOUTHERN MISS (F24)	ND	1.0	--	--(--)	1	1
JACKSON STATE (F26)		-DNP-				
SOUTHEASTERN LOUISIANA (F27)	ND	1.0	--	--(--)	--	--
vs. Sam Houston State (Mr1)	ND	1.2	3	2(--)	--	1
vs. Texas Tech (Mr2)		-DNP-				
EAST CAROLINA (Mr5)		-DNP-				
ARKANSAS-PINE BLUFF (Mr6)		-DNP-				
MAINE (Mr8)	S	3.0	4	1(1)	--	3
MAINE (Mr8)		-DNP-				
MAINE (Mr10)		-DNP-				
GRAMBLING (Mr13)		-DNP-				
at Florida (Mr15)	H	1.0	--	--(--)	--	1
at Florida (Mr16)	S	2.2	1	1(1)	--	1
at Florida (Mr16)		-DNP-				
LITTLE ROCK (Mr19)		-DNP-				
at Samford (Mr20)		-DNP-				
AUBURN (Mr22)	H	0.2	2	2(2)	--	--
AUBURN (Mr23)	ND	2.0	1	--(--)	--	3
AUBURN (Mr24)		-DNP-				
MISSISSIPPI VALLEY STATE (Mr26)	W	0.2	0	--(--)	--	1
LSU (Mr28)	ND	1.1	4	3(3)	--	1
LSU (Mr29)		-DNP-				
LSU (Mr30)	ND	1.0	2	1(1)	1	--
ULM (A3)		-DNP-				
at Tennessee (A5)	ND	2.0	1	--(--)	--	1
at Tennessee (A6)		-DNP-				
at Tennessee (A7)	S	3.0	2	--(--)	--	2
SOUTH ALABAMA (A10)		-DNP-				
ALABAMA (A12)	ND	2.0	1	--(--)	--	2
ALABAMA (A13)		-DNP-				
ALABAMA (A14)		-DNP-				
TEXAS SOUTHERN (A16)	ND	0.2	--	--(--)	--	--
at Arkansas (A18)		-DNP-				
at Arkansas (A19)		-DNP-				
at Arkansas (A20)	ND	1.2	3	1(1)	--	--
vs. Ole Miss (A23)	ND	2.0	3	--(--)	2	2
GEORGIA (A26)		-DNP-				
GEORGIA (A27)	ND	2.0	2	2(1)	1	1
GEORGIA (A28)	H	1.1	2	1(1)	--	1
at Texas A&M (My2)						
at Texas A&M (My3)						
at Texas A&M (My4)						
MEMPHIS (My8)						
at Ole Miss (My10)						
at Ole Miss (My11)						
at Ole Miss (My12)						
SOUTH CAROLINA (My16)						
SOUTH CAROLINA (My17)						
SOUTH CAROLINA (My18)						

* - Denotes Game Started | (W)in, (L)oss, H(old), (S)ave, (B)low Save

2019 Biography

Season: Appeared in 21 games, all in relief. . . Picked up his first career save in the series opener versus Maine (3/8) with three innings of work...Collected his first career victory against Mississippi Valley State (3/26).

Youngstown State (2/15-16): Pitched in series finale. . . Threw a scoreless eighth with one hit allowed and a strikeout. **Southern Miss (2/22-24):** Appeared in two games with a pair of no-hit performances. . . Pitched in the series opener and threw 1 2/3 innings while striking out two. . . Took the mound in series finale and walked one and struck out one. **Southeastern Louisiana (2/27):** Tossed a perfect inning of relief. **Frisco Classic (3/1-2):** vs. *Sam Houston State (3/1):* Allowed two runs – both unearned – over 1 2/3 innings pitched. **Maine (3/8-10):** Earned a three-inning save in the season opener. . . Allowed one run, struck out three and didn't walk a batter. **at Florida (3/15-16):** Made two appearances...Pitched a scoreless inning in game one...Allowed one run over 2 2/3 innings pitched in middle game. **Auburn (3/22-24):** Appeared in the first two games of the series...Posted a hold in the series opener...Allowed two runs on two hits in two-thirds of an inning in the first game of the weekend...Threw two innings and allowed one hit in the middle game of the series...Struck out three batters. **Mississippi Valley State (3/26):** Retired both batters he faced to collect his first career win...Struck out one in two-thirds of an inning. **LSU (3/28-30):** Appeared in two games, throwing in the series opener and series finale...Allowed three runs on four hits...Struck out one in the opener...Allowed one run on one hits and one walk in the finale. **at Tennessee (4/5-7):** Appeared in two games and collected one save...Threw five innings in the series and struck out three... Came on in the series opener and threw two scoreless innings...Allowed one hit and struck out one...Earned the save with three innings of scoreless work in the series finale...Allowed two hits and struck out two. **Alabama (4/12/14):** Threw two scoreless innings in the series opener...Allowed one hit and struck out two. **Texas Southern (4/16):** Retired the only two batters he faced in the ninth inning, both via flyout. **at Arkansas (4/18-20):** Threw 1 2/3 innings in the series finale...Allowed one run on three hits. **vs. Ole Miss (4/23):** Threw the final two innings scoreless...Allowed three hits and struck out two. **Georgia (4/26-28):** Appeared in the final two games of the series, with one strikeout in each game...Toted 3 1/3 innings of relief...Allowed two runs - one earned - on two hits in two innings of work in the middle game of the series...Allowed one run on two hits in one inning of work to earn a hold in the series finale.

Liebelt's Single-Game Career Highs

Innings Pitched	3.0	Twice; Last at Tennessee, 4/7/19	Wild Pitches	2	vs Oklahoma, 6/1/18
Fewest Hits	0	10 Times; Last Texas Southern, 4/16/19	Hit-by-Pitch	3	at Southern Miss, 2/16/18
Fewest Runs	0	17 Times; Last vs Ole Miss, 4/23/19	Total Pitches	56	at Southern Miss, 2/16/18
Fewest Earned Runs	0	19 Times; Last vs Ole Miss, 4/23/19			
Walks	4	at Southern Miss, 2/16/18			
Strikeouts	3	Twice; Last Auburn, 3/23/19			

Liebelt's Career Statistics

	ERA	W-L	App	GS	CG	SHO/CBO	SV	IP	H	R	ER	BB	SO	2B	3B	HR	BF	BAA	WP	HBP	BK	SFA	SHA
2018	13.15	0-0	12	1	0	0/1	0	13.0	21	21	19	8	7	6	0	0	76	.362	4	7	0	1	2
2019	2.97	1-0	21	0	0	0/3	3	33.1	32	14	11	6	24	8	1	1	138	.250	1	2	0	2	0
Career	5.83	1-0	33	1	0	0/4	3	46.1	53	35	30	14	31	14	1	1	214	.285	5	9	0	3	2



2019 Game-by-Game

Opponent (Date)	AB	R	H	RBI	BB
YOUNGSTOWN STATE (F15)			-DNP-		
YOUNGSTOWN STATE (F16)			-DNP-		
YOUNGSTOWN STATE (F16)			-DNP-		
UAB (F20)			-DNP-		
SOUTHERN MISS (F22)			-DNP-		
SOUTHERN MISS (F23)			-DNP-		
SOUTHERN MISS (F24)			-DNP-		
JACKSON STATE (F26)			-DNP-		
SOUTHEASTERN LOUISIANA (F27)	2	--	1	2	--
vs. Sam Houston State (Mr1)			-DNP-		
vs. Texas Tech (Mr2)			-DNP-		
EAST CAROLINA (Mr5)			-DNP-		
ARKANSAS-PINE BLUFF (Mr6)	1	1	1	1	--
MAINE (Mr8)			-DNP-		
MAINE (Mr8)	--	--	--	--	1
MAINE (Mr10)			-DNP-		
GRAMBLING (Mr13)	3	1	2	3	--
at Florida (Mr15)			-DNP-		
at Florida (Mr16)			-DNP-		
at Florida (Mr16)	2	--	--	--	1
LITTLE ROCK (Mr19)	1	--	--	--	--
at Samford (Mr20)	1	--	--	--	--
AUBURN (Mr22)			-DNP-		
AUBURN (Mr23)			-DNP-		
AUBURN (Mr24)			-DNP-		
MISSISSIPPI VALLEY STATE (Mr26)	--	--	--	--	--
LSU (Mr28)			-DNP-		
LSU (Mr29)			-DNP-		
LSU (Mr30)			-DNP-		
ULM (A3)	--	--	--	1	1
at Tennessee (A5)			-DNP-		
at Tennessee (A6)			-DNP-		
at Tennessee (A7)			-DNP-		
SOUTH ALABAMA (A10)			-DNP-		
ALABAMA (A12)			-DNP-		
ALABAMA (A13)			-DNP-		
ALABAMA (A14)	--	--	--	--	--
TEXAS SOUTHERN (A16) *	2	--	1	--	1
at Arkansas (A18)			-DNP-		
at Arkansas (A19)			-DNP-		
at Arkansas (A20)	2	--	--	--	--
vs. Ole Miss (A23)			-DNP-		
GEORGIA (A26)	2	1	1	1	--
GEORGIA (A27) *	1	1	--	--	1
GEORGIA (A28) *	3	--	1	--	1
at Texas A&M (My2)					
at Texas A&M (My3)					
at Texas A&M (My4)					
MEMPHIS (My8)					
at Ole Miss (My10)					
at Ole Miss (My11)					
at Ole Miss (My12)					
SOUTH CAROLINA (My16)					
SOUTH CAROLINA (My17)					
SOUTH CAROLINA (My18)					

* - Denotes Game Started

2019 Biography

Season: Appeared in 15 games with four starts... Started one game at catcher and three games at designated hitter... Posted his first hit – a two-RBI single – against Southeastern Louisiana (2/27)... Earned first start as a designated hitter in game three at Florida (3/16)... Made his first career start at catcher against Texas Southern (4/16).

Southeastern Louisiana (2/27): Made MSU debut as a pinch-hitter in the seventh inning... Drove in two RBIs on a single in the eighth. **Arkansas-Pine Bluff (3/6):** Doubled in one RBI as a pinch hitter. **Maine (8-10):** Appeared in game two... Walked in his only at-bat as a pinch-hitter. **Grambling (3/13):** Entered as a pinch-hitter in the fifth and took over at catcher... Delivered three RBIs with two singles. **at Florida (3/15-16):** Started at designated hitter in series finale... Walked. **Mississippi Valley State (3/26):** Caught the ninth inning. **ULM (4/3):** Drove in one RBI with a bases loaded walk in the sixth inning. **Alabama (4/12/14):** Appeared in the series finale as a defensive replacement at catcher. **Texas Southern (4/16):** Was 1-for-2 with a walk and a single... Singled and was pinch ran for in the seventh inning. **at Arkansas (4/18-20):** Pinch hit in the series finale. **Georgia (4/26-28):** Appeared in all three games, starting the final two at designated hitter... Chipped in a pinch-hit, RBI double in the seventh inning of the series opener... Walked and scored a run in the middle game in the series... Singled and walked in the series finale.

Hancock's Single-Game Career Highs

At-Bats	3	Twice; Last Georgia, 4/28/19	Total Bases	2	Three Times; Last Georgia, 4/26/19
Runs	1	Four Times; Last Georgia, 4/28/19	Walks	1	Six Times; Last Georgia, 4/28/19
Hits	2	Grambling, 3/13/19	Strikeouts	1	Four Times; Last Georgia, 4/28/19
RBI	3	Grambling, 3/13/19	Stolen Bases	---	
Doubles	1	Twice; Georgia, 4/26/19			
Triples	---				
Home Runs	---				

Hancock's Career Statistics

	Avg	GP- GS	AB	R	H	2B	3B	HR	RBI	TB	SLG%	BB	HBP	SO	GDP	OB%	SF	SH	SB-ATT	PO	A	E	FLD%
2019	.350	15-4	20	4	7	2	0	0	8	9	.450	6	0	4	2	.500	0	0	0-0	18	3	1	.955
Career	.350	15-4	20	4	7	2	0	0	8	9	.450	6	0	4	2	.500	0	0	0-0	18	3	1	.955



2019 Game-by-Game

Opponent (Date)	Dec.	IP	H	R (ER)	BB	K
YOUNGSTOWN STATE (F15)	W	1.0	--	-- (--)	--	2
YOUNGSTOWN STATE (F16)		-DNP-				
YOUNGSTOWN STATE (F16)		-DNP-				
UAB (F20)	S	2.0	2	-- (--)	1	4
SOUTHERN MISS (F22)		-DNP-				
SOUTHERN MISS (F23)		-DNP-				
SOUTHERN MISS (F24)	W	2.0	--	-- (--)	3	2
JACKSON STATE (F26)		-DNP-				
SOUTHEASTERN LOUISIANA (F27)		-DNP-				
vs. Sam Houston State (Mr1)	S	1.0	1	-- (--)	--	1
vs. Texas Tech (Mr2)	S	1.0	--	-- (--)	--	2
EAST CAROLINA (Mr5)	S	1.0	--	-- (--)	--	4
ARKANSAS-PINE BLUFF (Mr6)		-DNP-				
MAINE (Mr8)		-DNP-				
MAINE (Mr8)	ND	1.0	--	-- (--)	--	2
MAINE (Mr10)	S	1.0	2	1 (1)	1	--
GRAMBLING (Mr13)		-DNP-				
at Florida (Mr15)	ND	1.0	2	3(3)	1	1
at Florida (Mr16)		-DNP-				
at Florida (Mr16)		-DNP-				
LITTLE ROCK (Mr19)		-DNP-				
at Samford (Mr20)	S	1.0	--	-- (--)	--	3
AUBURN (Mr22)		-DNP-				
AUBURN (Mr23)		-DNP-				
AUBURN (Mr24)	W	3.0	4	3(3)	1	3
MISSISSIPPI VALLEY STATE (Mr26)		-DNP-				
LSU (Mr28)	S	1.1	1	0(0)	0	3
LSU (Mr29)		-DNP-				
LSU (Mr30)		-DNP-				
ULM (A3)		-DNP-				
at Tennessee (A5)	ND	1.0	2	1 (1)	--	--
at Tennessee (A6)		-DNP-				
at Tennessee (A7)		-DNP-				
SOUTH ALABAMA (A10)	S	2.0	1	-- (--)	1	4
ALABAMA (A12)		-DNP-				
ALABAMA (A13)		-DNP-				
ALABAMA (A14)	ND	2.2	5	3(3)	2	1
TEXAS SOUTHERN (A16)		-DNP-				
at Arkansas (A18)		-DNP-				
at Arkansas (A19)	ND	1.0	2	5(4)	4	3
at Arkansas (A20)		-DNP-				
vs. Ole Miss (A23)		-DNP-				
GEORGIA (A26)		-DNP-				
GEORGIA (A27)		-DNP-				
GEORGIA (A28)	H	0.1	--	-- (--)	1	1
at Texas A&M (My2)						
at Texas A&M (My3)						
at Texas A&M (My4)						
MEMPHIS (My8)						
at Ole Miss (My10)						
at Ole Miss (My11)						
at Ole Miss (My12)						
SOUTH CAROLINA (My16)						
SOUTH CAROLINA (My17)						
SOUTH CAROLINA (My18)						

* - Denotes Game Started | (W)in, (L)oss, H(old), (S)ave, (B)low Save

2019 Biography

Season: Appeared in 17 games, all out of the bullpen...Started season with nine scoreless innings of work to run his scoreless-innings streak to 25 innings, a streak that started in 2018.

Youngstown State (2/15-16): Appeared in the series opener and pitched a no-hit inning to earn the win...Struck out a pair of batters. **UAB (2/20):** Struck out four batters over two scoreless innings...Finished the game to earn the save. **Southern Miss (2/22-24):** Pitched the last two innings of the series finale...Allowed no runs and earned the win despite walking three batters. **Frisco Classic (3/1-2):** Earned saves in each game of the event. *vs. Sam Houston State (3/1):* Allowed one hit but closed door on Bearkats in the ninth inning to pick up the save. *vs. Texas Tech (3/2):* Struck out two batters in a perfect ninth frame to earn the save. **ECU (3/5):** Pitched the ninth inning and struck out four batters to earn a save. **Maine (3/8-10):** Pitched in the final two games of the series...Tossed a perfect ninth in game two...Allowed his first run of the season on a sacrifice fly...Earned the save. **at Florida (3/15-16):** Pitched the ninth...Allowed three runs with a 6-2 lead but finished the game. **at Samford (3/20):** Earned sixth save after striking out side in ninth inning. **Auburn (3/22-24):** Threw three innings to close out the series finale to earn the win...Allowed three runs on four hits...Walked one and struck out three. **LSU (3/28-30):** Appeared in the series opener...Threw 1 1/3 scoreless innings and allowed one hit to earn the save...Struck out three. **at Tennessee (4/5-7):** Threw the final inning of the series-opening, 11-inning victory...Allowed one run on two hits in the outing. **South Alabama (4/10):** Notched the save with two scoreless innings of work...Allowed one hit, walked one and struck out four. **Alabama (4/12/14):** Appeared in relief in the series finale and threw 2 2/3 innings...Allowed three runs on five hits...Walked two and struck out one. **at Arkansas (4/18-20):** Allowed five runs - four earned - on two hits in one inning of relief work in the middle game of the series...Walked four and struck out three. **Georgia (4/26-28):** Appeared in the series finale and threw one-third of an inning...Walked one and struck out one to earn a hold.

Gordon's Single-Game Career Highs

Innings Pitched	7.0	vs Florida, 5/26/17	Wild Pitches	3	Auburn, 4/29/17
Fewest Hits	0	17 Times; Last at Samford, 3/20/19	Hit-by-Pitch	2	vs Florida, 5/26/17
Fewest Runs	0	34 Times; Last South Alabama, 4/10/19	Total Pitches	112	vs Oklahoma, 6/3/18
Fewest Earned Runs	0	34 Times; Last South Alabama, 4/10/19			
Walks	5	vs South Alabama, 6/2/17			
Strikeouts	10	vs Oklahoma, 6/3/18			

Gordon's Career Statistics

	ERA	W-L	App	GS	CG	SHO/CBO	SV	IP	H	R	ER	BB	SO	2B	3B	HR	BF	BAA	WP	HBP	BK	SFA	SHA
2017	5.69	2-3	19	9	0	0/0	1	55.1	47	36	35	30	59	9	0	5	245	.234	8	6	0	3	5
2018	4.26	4-3	30	1	0	0/1	4	61.1	51	29	29	32	68	5	2	7	264	.227	13	3	0	0	4
2019	5.79	3-0	17	0	0	0/0	8	23.1	22	16	15	15	36	2	0	2	108	.244	5	1	0	2	0
Career	5.08	9-6	66	10	0	0/1	13	140.0	120	81	79	77	163	16	2	14	617	.233	26	10	0	5	9



2019 Game-by-Game

Opponent (Date)	Dec.	IP	H	R (ER)	BB	K
YOUNGSTOWN STATE (F15)		-DNP-				
YOUNGSTOWN STATE (F16)		-DNP-				
YOUNGSTOWN STATE (F16)		-DNP-				
UAB (F20)		-DNP-				
SOUTHERN MISS (F22)		-DNP-				
SOUTHERN MISS (F23)		-DNP-				
SOUTHERN MISS (F24)		-DNP-				
JACKSON STATE (F26)	ND	2.0	3	3 (1)	1	4
SOUTHEASTERN LOUISIANA (F27)		-DNP-				
vs. Sam Houston State (Mr1)		-DNP-				
vs. Texas Tech (Mr2)		-DNP-				
EAST CAROLINA (Mr5)		-DNP-				
ARKANSAS-PINE BLUFF (Mr6)	ND	1.0	2	1 (1)	1	1
MAINE (Mr8)		-DNP-				
MAINE (Mr8)		-DNP-				
MAINE (Mr10)		-DNP-				
GRAMBLING (Mr13)		-DNP-				
at Florida (Mr15)		-DNP-				
at Florida (Mr16)		-DNP-				
at Florida (Mr16)		-DNP-				
LITTLE ROCK (Mr19)	ND	2.0	2	-- (--)	--	2
at Samford (Mr20)		-DNP-				
AUBURN (Mr22)		-DNP-				
AUBURN (Mr23)		-DNP-				
AUBURN (Mr24)		-DNP-				
MISSISSIPPI VALLEY STATE (Mr26)		-DNP-				
LSU (Mr28)		-DNP-				
LSU (Mr29)	ND	0.2	1	1 (1)	1	1
LSU (Mr30)		-DNP-				
ULM (A3)		-DNP-				
at Tennessee (A5)		-DNP-				
at Tennessee (A6)		-DNP-				
at Tennessee (A7)		-DNP-				
SOUTH ALABAMA (A10)		-DNP-				
ALABAMA (A12)		-DNP-				
ALABAMA (A13)		-DNP-				
ALABAMA (A14)		-DNP-				
TEXAS SOUTHERN (A16)		-DNP-				
at Arkansas (A18)		-DNP-				
at Arkansas (A19)	ND	0.2	--	-- (--)	1	--
at Arkansas (A20)		-DNP-				
vs. Ole Miss (A23)		-DNP-				
GEORGIA (A26)	ND	1.0	2	-- (--)	--	2
GEORGIA (A27)		-DNP-				
GEORGIA (A28)		-DNP-				
at Texas A&M (My2)						
at Texas A&M (My3)						
at Texas A&M (My4)						
MEMPHIS (My8)						
at Ole Miss (My10)						
at Ole Miss (My11)						
at Ole Miss (My12)						
SOUTH CAROLINA (My16)						
SOUTH CAROLINA (My17)						
SOUTH CAROLINA (My18)						

* - Denotes Game Started | (W)in, (L)oss, H(old), (S)ave, (B)low Save

2019 Biography

Season: Made six relief appearances on the mound and one at the plate...Notched a two-RBI single in his first career plate appearance against Grambling (3/14).

Hitting: Grambling (3/14): Went 1-for-2 at the plate with one RBI off the bench.

Pitching: Jackson State (2/26): Made Diamond Dawg debut in relief role...Pitched two innings, allowing three runs while striking out four batters. **Arkansas-Pine Bluff (3/6):** Gave up a run in an inning of work. **Little Rock (3/19):** Threw two no-hit innings. **LSU (3/28-30):** Appeared in the middle game of the series...Allowed one run on one hit in two-thirds of an inning...Walked one and struck out one. **at Arkansas (4/18-20):** Walked one in two-thirds of an inning of relief work. **Georgia (4/26-28):** Threw a scoreless eighth inning and stranded two base runners...Struck out two.

Brock's Single-Game Career Highs

Innings Pitched	2.0	Twice; Last Little Rock, 3/19/19	Wild Pitches	--	
Fewest Hits	0	at Arkansas, 4/19/19	Hit-by-Pitch	1	Twice; Last LSU, 3/29/19
Fewest Runs	0	Three Times; Last Georgia, 4/26/19	Total Pitches	47	Jackson State, 2/26/19
Fewest Earned Runs	0	Three Times; Last Georgia, 4/26/19			
Walks	1	Five Times; Last at Arkansas, 4/19/19			
Strikeouts	4	Jackson State, 2/26/19			

Brock's Career Statistics

	ERA	W-L	App	GS	CG	SHO/CBO	SV	IP	H	R	ER	BB	SO	2B	3B	HR	BF	BAA	WP	HBP	BK	SFA	SHA
2019	3.68	0-0	6	0	0	0/0	0	7.1	10	5	3	5	9	0	0	0	39	.313	0	2	0	0	0
Career	3.68	0-0	6	0	0	0/0	0	7.1	10	5	3	5	9	0	0	0	39	.313	0	2	0	0	0



2019 Game-by-Game

Opponent (Date)	AB	R	H	RBI	BB
YOUNGSTOWN STATE (F15)			-DNP-		
YOUNGSTOWN STATE (F16)			-DNP-		
YOUNGSTOWN STATE (F16)			-DNP-		
UAB (F20)			-DNP-		
SOUTHERN MISS (F22)	--	--	--	--	--
SOUTHERN MISS (F23)			-DNP-		
SOUTHERN MISS (F24)	--	--	--	--	--
JACKSON STATE (F26)	--	--	--	--	--
SOUTHEASTERN LOUISIANA (F27)			-DNP-		
vs. Sam Houston State (Mr1)			-DNP-		
vs. Texas Tech (Mr2)			-DNP-		
EAST CAROLINA (Mr5)	--	--	--	--	--
ARKANSAS-PINE BLUFF (Mr6)	--	1	--	--	--
MAINE (Mr8)			-DNP-		
MAINE (Mr8)			-DNP-		
MAINE (Mr10)			-DNP-		
GRAMBLING (Mr13)			-DNP-		
at Florida (Mr15)			-DNP-		
at Florida (Mr16)			-DNP-		
at Florida (Mr16)			-DNP-		
LITTLE ROCK (Mr19)	--	1	--	--	--
at Samford (Mr20)	--	1	--	--	--
AUBURN (Mr22)			-DNP-		
AUBURN (Mr23)			-DNP-		
AUBURN (Mr24)			-DNP-		
MISSISSIPPI VALLEY STATE (Mr26)			-DNP-		
LSU (Mr28)			-DNP-		
LSU (Mr29)			-DNP-		
LSU (Mr30)			-DNP-		
ULM (A3)	1	--	--	--	--
at Tennessee (A5)			-DNP-		
at Tennessee (A6)			-DNP-		
at Tennessee (A7)			-DNP-		
SOUTH ALABAMA (A10)			-DNP-		
ALABAMA (A12)			-DNP-		
ALABAMA (A13)			-DNP-		
ALABAMA (A14)			-DNP-		
TEXAS SOUTHERN (A16)	--	--	--	--	--
at Arkansas (A18)			-DNP-		
at Arkansas (A19)			-DNP-		
at Arkansas (A20)			-DNP-		
vs. Ole Miss (A23)			-DNP-		
GEORGIA (A26)			-DNP-		
GEORGIA (A27)			-DNP-		
GEORGIA (A28)			-DNP-		
at Texas A&M (My2)					
at Texas A&M (My3)					
at Texas A&M (My4)					
MEMPHIS (My8)					
at Ole Miss (My10)					
at Ole Miss (My11)					
at Ole Miss (My12)					
SOUTH CAROLINA (My16)					
SOUTH CAROLINA (My17)					
SOUTH CAROLINA (My18)					

* - Denotes Game Started

2019 Biography

Season: Appeared in nine games.

Arkansas-Pine Bluff (3/6): Pinch ran and scored a run. **Little Rock (3/19):** Scored one run as a pinch runner. **at Samford (3/20):** Scored one run in a pinch-running appearance. **ULM (4/3):** Registered his first collegiate at bat. **Texas Southern (4/16):** Pinch ran in the seventh inning.

Bell's Single-Game Career Highs

At-Bats	1	ULM, 4/3/19	Total Bases	---
Runs	1	Three Times; Last at Samford, 3/20/19	Walks	---
Hits	---		Strikeouts	---
RBI	---		Stolen Bases	---
Doubles	---			
Triples	---			
Home Runs	---			

Bell's Career Statistics

	Avg	GP- GS	AB	R	H	2B	3B	HR	RBI	TB	SLG%	BB	HBP	SO	GDP	OB%	SF	SH	SB-ATT	PO	A	E	FLD%
2019	.000	9-0	1	3	0	0	0	0	0	0	.000	0	0	0	1	.000	0	0	0-0	0	0	0	.000
Career	.000	9-0	1	3	0	0	0	0	0	0	.000	0	0	0	1	.000	0	0	0-0	0	0	0	.000



2019 Game-by-Game

Opponent (Date)	AB	R	H	RBI	BB
YOUNGSTOWN STATE (F15) *	4	1	1	--	--
YOUNGSTOWN STATE (F16) *	2	1	1	--	1
YOUNGSTOWN STATE (F16) *	3	--	1	--	--
UAB (F20) *	3	--	--	--	--
SOUTHERN MISS (F22)	1	--	--	--	--
SOUTHERN MISS (F23)	1	--	--	--	--
SOUTHERN MISS (F24) *	3	--	--	--	--
JACKSON STATE (F26) *	3	2	1	1	--
SOUTHEASTERN LOUISIANA (F27)	1	--	--	--	--
vs. Sam Houston State (Mr1)			-DNP-		
vs. Texas Tech (Mr2)	1	--	--	--	--
EAST CAROLINA (Mr5)			-DNP-		
ARKANSAS-PINE BLUFF (Mr6)	1	2	1	1	1
MAINE (Mr8)	1	1	1	--	--
MAINE (Mr8)	1	1	1	--	1
MAINE (Mr10) *	4	1	2	1	--
GRAMBLING (Mr13)	2	--	--	--	--
at Florida (Mr15)			-DNP-		
at Florida (Mr16)			-DNP-		
at Florida (Mr16)	1	--	--	--	--
LITTLE ROCK (Mr19)	4	2	--	1	1
at Samford (Mr20)	5	1	1	2	--
AUBURN (Mr22)			-DNP-		
AUBURN (Mr23)	1	1	1	2	--
AUBURN (Mr24)			-DNP-		
MISSISSIPPI VALLEY STATE (Mr26)	1	1	1	--	--
LSU (Mr28)			-DNP-		
LSU (Mr29)			-DNP-		
LSU (Mr30)	1	--	1	--	--
ULM (A3)			-DNP-		
at Tennessee (A5)			-DNP-		
at Tennessee (A6)			-DNP-		
at Tennessee (A7) *	1	--	--	--	--
SOUTH ALABAMA (A10)			-DNP-		
ALABAMA (A12)	1	--	--	--	--
ALABAMA (A13)			-DNP-		
ALABAMA (A14)	1	--	--	--	--
TEXAS SOUTHERN (A16)			-DNP-		
at Arkansas (A18)			-DNP-		
at Arkansas (A19)	1	--	--	--	--
at Arkansas (A20)	--	--	--	--	1
vs. Ole Miss (A23)			-DNP-		
GEORGIA (A26)	1	--	1	1	--
GEORGIA (A27)			-DNP-		
GEORGIA (A28)			-DNP-		
at Texas A&M (My2)					
at Texas A&M (My3)					
at Texas A&M (My4)					
MEMPHIS (My8)					
at Ole Miss (My10)					
at Ole Miss (My11)					
at Ole Miss (My12)					
SOUTH CAROLINA (My16)					
SOUTH CAROLINA (My17)					
SOUTH CAROLINA (My18)					

* - Denotes Game Started

2019 Biography

Season: Appeared in 27 games with 10 starts. . . Made his collegiate debut in the season opener versus Youngstown State (2/15) and collected his first collegiate hit in the game.

Youngstown State (2/15-16): Started and collected a hit in each game of the series. . . Singled and scored in his MSU debut. . . Walked, doubled and scored a run in the middle game of the series. . . Went 1-for-3 with a stolen base in the series finale. **Southern Miss (2/22-24):** Appeared in all three games of series. . . Started at second base in the series finale. **Jackson State (2/26):** Started at second base and earned his first RBI on a single. . . Also scored twice. **Arkansas-Pine Bluff (3/6):** Pinch-hit and walked. . . Scored twice and drove in one RBI single. **Maine (3/8-10):** Earned a hit and scored a run in each game. . . Had a pinch-hit double in each of the first two games. . . Started at second base in game three. . . Went 2-for-4 with an RBI, a run scored and a stolen base. **Little Rock (3/19):** Despite going hitless, scored twice and collected an RBI. **at Samford (3/20):** Tallied two RBIs. **Auburn (3/22-24):** Appeared in the middle game of the series as a pinch hitter. . . Drove in two RBIs with an eighth-inning single in the middle game of the weekend. . . Scored a run. **Mississippi Valley State (3/26):** Went 1-for-1 with a run scored as a pinch hitter. **LSU (3/28-30):** Appeared in the series finale as a defensive replacement at second base. . . Went 1-for-1 with a single in his lone at bat. **at Tennessee (4/5-7):** Started the series finale at designated hitter. **Alabama (4/12/14):** Appeared in series opener and series finale as a pinch hitter. **at Arkansas (4/18-20):** Pinch hit in the final two games of the series. . . Made one plate appearance in each appearance. . . Walked in his plate appearance in the series finale. **Georgia (4/26-28):** Appeared in the first game of the series. . . Went 1-for-1 with an RBI single in the eighth inning as a pinch hitter. . . Stayed in and played third base.

L. Jordan's Single-Game Career Highs

At-Bats	5	at Samford, 3/20/19	Total Bases	2	Four Times; Last Maine, 3/10/19
Runs	2	Three Times; Last Little Rock, 3/19/19	Walks	1	Five Times; Last at Arkansas, 4/20/19
Hits	2	Maine, 3/10/19	Strikeouts	2	Grambling, 3/13/19
RBI's	2	Twice; Last Auburn, 3/23/19	Stolen Bases	1	Twice; Last Maine, 3/10/19
Doubles	1	Three Times; Last Maine, 3/8/19			
Triples	---				
Home Runs	---				

L. Jordan's Career Statistics

	Av	GP	GS	AB	R	H	2B	3B	HR	RBI	TB	SLG%	BB	HBP	SO	GDP	OB%	SF	SH	SB-ATT	PO	A	E	FLD%
2019	.286	27	10	49	14	14	3	0	0	9	17	.347	5	0	6	2	.352	0	0	2-2	8	13	0	1.000
Career	.286	27	10	49	14	14	3	0	0	9	17	.347	5	0	6	2	.352	0	0	2-2	8	13	0	1.000



2019 Game-by-Game

Opponent (Date)	AB	R	H	RBI	BB
YOUNGSTOWN STATE (F15)	--	--	--	--	--
YOUNGSTOWN STATE (F16)	2	--	1	1	--
YOUNGSTOWN STATE (F16)	1	--	--	--	--
UAB (F20)			-DNP-		
SOUTHERN MISS (F22)			-DNP-		
SOUTHERN MISS (F23)			-DNP-		
SOUTHERN MISS (F24)			-DNP-		
JACKSON STATE (F26)	1	1	--	1	--
SOUTHEASTERN LOUISIANA (F27)	--	1	--	--	1
vs. Sam Houston State (Mr1)			-DNP-		
vs. Texas Tech (Mr2)			-DNP-		
EAST CAROLINA (Mr5)			-DNP-		
ARKANSAS-PINE BLUFF (Mr6)	1	--	1	--	--
MAINE (Mr8)	--	--	--	--	--
MAINE (Mr8)			-DNP-		
MAINE (Mr10)			-DNP-		
GRAMBLING (Mr13)	3	--	--	--	--
at Florida (Mr15)			-DNP-		
at Florida (Mr16)			-DNP-		
at Florida (Mr16)	2	--	--	--	--
LITTLE ROCK (Mr19)	--	--	--	--	--
at Samford (Mr20)			-DNP-		
AUBURN (Mr22)			-DNP-		
AUBURN (Mr23)	1	--	1	--	--
AUBURN (Mr24) *	6	1	3	1	--
MISSISSIPPI VALLEY STATE (Mr26)			-DNP-		
LSU (Mr28)			-DNP-		
LSU (Mr29)	--	--	--	--	1
LSU (Mr30)	1	--	--	--	--
ULM (A3) *	4	2	3	2	--
at Tennessee (A5) *	5	1	1	--	--
at Tennessee (A6)			-DNP-		
at Tennessee (A7)	1	1	--	1	--
SOUTH ALABAMA (A10)			-DNP-		
ALABAMA (A12) *	3	--	2	1	--
ALABAMA (A13) *	4	--	--	--	--
ALABAMA (A14)	1	--	--	--	--
TEXAS SOUTHERN (A16)			-DNP-		
at Arkansas (A18)	1	--	--	--	--
at Arkansas (A19) *	3	--	--	--	--
at Arkansas (A20)			-DNP-		
vs. Ole Miss (A23) *	2	--	--	--	--
GEORGIA (A26)	1	1	1	1	--
GEORGIA (A27) `			-DNP-		
GEORGIA (A28)	--	--	--	--	--
at Texas A&M (My2)					
at Texas A&M (My3)					
at Texas A&M (My4)					
MEMPHIS (My8)					
at Ole Miss (My10)					
at Ole Miss (My11)					
at Ole Miss (My12)					
SOUTH CAROLINA (My16)					
SOUTH CAROLINA (My17)					
SOUTH CAROLINA (My18)					

* - Denotes Game Started

2019 Biography

Season: Appeared in 25 games with seven starts. . . . Collected his first-career RBI single as a pinch hitter against Youngstown State (2/16)...Made his first-career start in the series finale against Auburn (3/24).

Youngstown State (2/15-16): Appeared in every game of the three-game series. . . . Made his MSU debut in game one as a defensive substitution in right field. . . . Pinch hit in game two and tallied two at-bats. . . . Singled and drove in an RBI. . . . Struck out in lone game three at-bat. **Jackson State (2/26):** Reached on an error as a pinch hitter to register an RBI. . . . Scored first collegiate run. **Southeastern Louisiana (2/27):** Walked and scored in lone pinch-hit at-bat. **Arkansas-Pine Bluff (3/6):** Pinch-hit and doubled in his lone plate appearance. **Maine (3/8-10):** Came into game one as a defensive replacement in right field. **Auburn (3/22-24):** Appeared in the final two games of the series...Started the series finale for his first collegiate start...Doubled in a pinch hit appearance in the middle game of the series...Went 3-for-6 in the series finale...Doubled, scored and drove in one RBI. **LSU (3/28-30):** Appeared in the final two games of the series...Pinch hit and walked in the middle game of the series...Had one at bat in the series finale. **ULM (4/3):** Started at designated hitter...Went 3-for-4 with two RBIs and two runs scored...Posted two fourth-inning singles, driving in two runs on the second base hit of the inning...Also singled in the fifth. **at Tennessee (4/5-7):** Appeared in two games with one start...Started the series opener at designated hitter...Singled and scored a run in the 11th inning of the opening game in the series...Entered the series finale as a pinch hitter...Was hit by a pitch and scored the eventual winning run in the sixth inning. **Alabama (4/12/14):** Appeared in all three games with two starts at designated hitter...Went 2-for-3 with one RBI in the series opener...Drove in the first run of the game with a single in the first inning. **at Arkansas (4/18-20):** Appeared in the first two games of the series...Started the middle game of the series at designated hitter. **vs. Ole Miss (4/23):** Made the start in right field. **Georgia (4/26-28):** Appeared in two games off the bench...Came on to play right field in the series opener...Went 1-for-1 with an RBI double in the series opener...Also scored a run...Came on as a pinch runner in the series finale.

Cumbest’s Single-Game Career Highs

At-Bats	6	Auburn, 3/24/19	Total Bases	4	Auburn, 3/23/19
Runs	2	ULM, 4/3/19	Walks	1	Twice; Last LSU, 3/29/19
Hits	3	Twice; Last ULM, 4/3/19	Strikeouts	3	at Arkansas, 4/19/19
RBI	2	ULM, 4/3/19	Stolen Bases	---	
Doubles	1	Four Times; Last Georgia, 3/26/19			
Triples	---				
Home Runs	---				

Cumbest’s Career Statistics

	Av	GP	GS	AB	R	H	2B	3B	HR	RBI	TB	SLG%	BB	HBP	SO	GDP	OB%	SF	SH	SB-ATT	PO	A	E	FLD%
2019	.302	25-7	43	8	13	4	0	0	0	8	17	.395	2	1	11	0	.340	1	0	0-0	4	0	0	1.000
Career	.302	25-7	43	8	13	4	0	0	0	8	17	.395	2	1	11	0	.340	1	0	0-0	4	0	0	1.000



2019 Game-by-Game

Opponent (Date)	AB	R	H	RBI	BB
YOUNGSTOWN STATE (F15)			-DNP-		
YOUNGSTOWN STATE (F16)			-DNP-		
YOUNGSTOWN STATE (F16)	1	--	--	--	--
UAB (F20)			-DNP-		
SOUTHERN MISS (F22)			-DNP-		
SOUTHERN MISS (F23) *	4	--	2	--	--
SOUTHERN MISS (F24)	--	--	--	--	--
JACKSON STATE (F26) *	3	2	2	1	1
SOUTHEASTERN LOUISIANA (F27) *	2	--	1	--	1
vs. Sam Houston State (Mr1)	1	--	--	--	--
vs. Texas Tech (Mr2)	1	--	--	--	--
EAST CAROLINA (Mr5)			-DNP-		
ARKANSAS-PINE BLUFF (Mr6) *	3	1	2	3	1
MAINE (Mr8)	1	--	--	--	--
MAINE (Mr8)	1	--	--	--	--
MAINE (Mr10)	3	--	1	--	--
GRAMBLING (Mr13)	2	--	1	--	--
at Florida (Mr15)			-DNP-		
at Florida (Mr16)			-DNP-		
at Florida (Mr16)	3	--	1	--	--
LITTLE ROCK (Mr19)	1	--	--	--	1
at Samford (Mr20)	1	--	1	--	1
AUBURN (Mr22)	1	--	--	--	--
AUBURN (Mr23)	2	--	--	--	--
AUBURN (Mr24)			-DNP-		
MISSISSIPPI VALLEY STATE (Mr26) *	2	--	--	--	--
LSU (Mr28)			-DNP-		
LSU (Mr29)			-DNP-		
LSU (Mr30)	1	--	--	--	--
ULM (A3)	2	--	--	--	1
at Tennessee (A5)	1	--	--	--	1
at Tennessee (A6) *	2	--	1	--	1
at Tennessee (A7) *	2	--	--	1	1
SOUTH ALABAMA (A10)			-DNP-		
ALABAMA (A12)			-DNP-		
ALABAMA (A13) *	3	2	1	1	1
ALABAMA (A14) *	3	2	2	1	1
TEXAS SOUTHERN (A16) *	3	--	--	--	--
at Arkansas (A18)	--	--	--	--	--
at Arkansas (A19)	--	--	--	--	--
at Arkansas (A20)	2	--	--	--	--
vs. Ole Miss (A23) *	3	1	1	--	1
GEORGIA (A26) *	3	2	1	--	1
GEORGIA (A27)	1	--	--	--	--
GEORGIA (A28)	1	--	--	--	--
at Texas A&M (My2)					
at Texas A&M (My3)					
at Texas A&M (My4)					
MEMPHIS (My8)					
at Ole Miss (My10)					
at Ole Miss (My11)					
at Ole Miss (My12)					
SOUTH CAROLINA (My16)					
SOUTH CAROLINA (My17)					
SOUTH CAROLINA (My18)					

* - Denotes Game Started

2019 Biography

Season: Appeared in 33 games with 13 starts...Has seen time at catcher, designated hitter and third base.

Youngstown State (2/15-16): Appeared in the series finale as a defensive substitution at catcher. . . Saw one at bat. **Southern Miss (2/22-24):** Appeared in the final two games of the series. . . Started at designated hitter in the middle game. . . Collected a pair of hits. . . Entered as a defensive replacement in the series finale. **Jackson State (2/26):** Started at catcher. . . Hit a solo home run as a part of a two-hit day. . . Had two runs scored. **Southeastern Louisiana (2/27):** Started designated hitter. . . Singled and walked. **Frisco Classic (3/1-2):** Appeared in both games as a pinch hitter. **Arkansas Pine-Bluff (3/6):** Doubled, walked and collected three RBIs. **Maine (3/8-10):** Appeared in all three games. . . Doubled in series finale. **Grambling (3/13):** Entered as a pinch hitter. . . Doubled in two at-bats. **at Samford (3/20):** Pinch hit...Tallied a hit and a walk in two total plate appearances. **Auburn (3/22-24):** Appeared in two games, appearing as a pinch hitter in the series opener and middle game of the series. **Mississippi Valley State (3/26):** Started at designated hitter. **LSU (3/28-30):** Appeared as a pinch hitter in the series finale. **ULM (4/3):** Entered as a pinch hitter and stayed in the game to play third base. **at Tennessee (4/5-7):** Appeared in all three games with two starts...Started at third base for the first time in his career in the middle game of the series...Entered as a defensive replacement during the series opener and walked in the 11th inning...Was 1-for-2 with a walk in the middle game of the series...Waled to push across the game-tying run in the fourth inning of the series finale. **Alabama (4/12/14):** Started the final two games of the series at third base...Hit .500 (3-for-6) in his two appearances...Scored four runs and drove in two RBIs in the series...Walked and homered in the series opener...Scored two runs and plated one RBI...Singled and homered in the series finale...Scored twice and drove in one RBI. **Texas Southern (4/16):** Started at third base. **at Arkansas (4/18-20):** Appeared in all three games as a defensive replacement...Appeared at third base and catcher in the series. **vs. Ole Miss (4/23):** Made the start at third base...Singled, walked and scored a run. **Georgia (4/26-28):** Appeared in all three games, starting the series opener at designated hitter...Went 1-for-3 with a walk in the series opener...Scored twice...Pinch hit in the middle game of the series...Was hit by a pitch in the series finale after entering as a defensive replacement.

Gilbert's Single-Game Career Highs

At-Bats	6	at Missouri, 3/24/18	Total Bases	6	Twice; Last vs Ole Miss, 4/24/18
Runs	3	at Kentucky, 5/13/18	Walks	2	Twice; Last Texas A&M, 4/28/18
Hits	3	Three Times; Last Texas A&M, 4/29/18	Strikeouts	3	at Southern Miss, 2/16/18
RBIs	4	Alcorn State, 3/20/18	Stolen Bases	---	
Doubles	2	vs Nicholls State, 2/24/18			
Triples	---				
Home Runs	1	Five Times; Last Alabama, 4/14/19			

Gilbert's Career Statistics

	Avg	GP- GS	AB	R	H	2B	3B	HR	RBI	TB	SLG%	BB	HBP	SO	GDP	OB%	SF	SH	SB-ATT	PO	A	E	FLD%
2018	.254	41-31	114	18	29	9	0	2	18	44	.386	15	0	37	3	.341	0	1	0-0	276	29	3	.990
2019	.288	33-13	59	10	17	3	0	3	7	29	.492	13	2	18	1	.432	0	1	0-0	36	15	2	.962
Career	.266	74-44	173	28	46	12	0	5	25	73	.422	28	2	55	4	.374	0	2	0-0	312	44	5	.986



2019 Game-by-Game

Opponent (Date)	Dec.	IP	H	R (ER)	BB	K
YOUNGSTOWN STATE (F15)			-DNP-			
YOUNGSTOWN STATE (F16)	ND	1.0	--	--(--)	2	2
YOUNGSTOWN STATE (F16)			-DNP-			
UAB (F20)			-DNP-			
SOUTHERN MISS (F22)			-DNP-			
SOUTHERN MISS (F23)			-DNP-			
SOUTHERN MISS (F24)			-DNP-			
JACKSON STATE (F26) *	W	3.0	2	--(--)	--	2
SOUTHEASTERN LOUISIANA (F27)			-DNP-			
vs. Sam Houston State (Mr1)			-DNP-			
vs. Texas Tech (Mr2)			-DNP-			
EAST CAROLINA (Mr5)			-DNP-			
ARKANSAS-PINE BLUFF (Mr6) *	W	3.0	1	--(--)	1	4
MAINE (Mr8)			-DNP-			
MAINE (Mr8)			-DNP-			
MAINE (Mr10)			-DNP-			
GRAMBLING (Mr13)	W	2.0	--	1(--)	3	4
at Florida (Mr15)			-DNP-			
at Florida (Mr16)			-DNP-			
at Florida (Mr16)			-DNP-			
LITTLE ROCK (Mr19)	ND	0.2	2	4(4)	3	1
at Samford (Mr20)			-DNP-			
AUBURN (Mr22)			-DNP-			
AUBURN (Mr23)			-DNP-			
AUBURN (Mr24)			-DNP-			
MISSISSIPPI VALLEY STATE (Mr26) *	ND	0.1	--	3(2)	1	1
LSU (Mr28)			-DNP-			
LSU (Mr29)			-DNP-			
LSU (Mr30)			-DNP-			
ULM (A3)	ND	1.0	--	--(--)	--	2
at Tennessee (A5)			-DNP-			
at Tennessee (A6)			-DNP-			
at Tennessee (A7)			-DNP-			
SOUTH ALABAMA (A10)			-DNP-			
ALABAMA (A12)			-DNP-			
ALABAMA (A13)			-DNP-			
ALABAMA (A14)			-DNP-			
TEXAS SOUTHERN (A16)			-DNP-			
at Arkansas (A18)			-DNP-			
at Arkansas (A19)			-DNP-			
at Arkansas (A20)			-DNP-			
vs. Ole Miss (A23)			-DNP-			
GEORGIA (A26)			-DNP-			
GEORGIA (A27)			-DNP-			
GEORGIA (A28)			-DNP-			
at Texas A&M (My2)						
at Texas A&M (My3)						
at Texas A&M (My4)						
MEMPHIS (My8)						
at Ole Miss (My10)						
at Ole Miss (My11)						
at Ole Miss (My12)						
SOUTH CAROLINA (My16)						
SOUTH CAROLINA (My17)						
SOUTH CAROLINA (My18)						

* - Denotes Game Started | (W)in, (L)oss, H(ol)d), (S)ave, (B)lown Save

2019 Biography

Season: Made seven appearances on the mound, four of which were starts. . . Made collegiate debut in the series finale versus Youngstown State (2/16).
Youngstown State (2/15-16): Made MSU debut as a reliever in the final game of series. . . Pitched one inning and struck out two batters. . . Walked two and didn't allow a hit. **Jackson State (2/26):** Made first-career start. . . Gave up two hits in three scoreless innings of work. **Arkansas-Pine Bluff (3/6):** Pitched three scoreless innings in a start. . . Struck out four. **Grambling (3/13):** Walked three and allowed one unearned run over two innings. . . Struck out four. **Mississippi Valley State (3/26):** Recorded one out in a start...Walked one and hit three batters...Allowed three runs - two earned - and struck out one. **ULM (4/3):** Threw a scoreless ninth inning...Didn't allow a base runner and struck out two.

Cerantola's Single-Game Career Highs

Innings Pitched	3.0	Twice; Last Arkansas-Pine Bluff, 3/6/19	Wild Pitches	1	Twice; Last Mississippi Valley State, 3/26/19
Fewest Hits	0	Four Times; Last ULM, 4/3/19	Hit-by-Pitch	3	Mississippi Valley State, 3/26/19
Fewest Runs	0	Four Times; Last ULM, 4/3/19	Total Pitches	45	Grambling, 3/13/19
Fewest Earned Runs	0	Five Times; Last ULM, 4/3/19			
Walks	3	Twice; Last Little Rock, 3/19/19			
Strikeouts	4	Twice; Last Grambling, 3/13/19			

Cerantola's Career Statistics

	ERA	W-L	App	GS	CG	SHO/CBO	SV	IP	H	R	ER	BB	SO	2B	3B	HR	BF	BAA	WP	HBP	BK	SFA	SHA
2019	4.91	3-0	7	4	0	0/0	0	11.0	5	8	6	10	16	2	0	0	55	.128	2	5	0	0	0
Career	4.91	3-0	7	4	0	0/0	0	11.0	5	8	6	10	16	2	0	0	55	.128	2	5	0	0	0



2019 Game-by-Game

Opponent (Date)	Dec.	IP	H	R (ER)	BB	K
YOUNGSTOWN STATE (F15)		-DNP-				
YOUNGSTOWN STATE (F16)		-DNP-				
YOUNGSTOWN STATE (F16)		-DNP-				
UAB (F20)		-DNP-				
SOUTHERN MISS (F22)		-DNP-				
SOUTHERN MISS (F23)		-DNP-				
SOUTHERN MISS (F24)		-DNP-				
JACKSON STATE (F26)	ND	1.0	1	-- (--)	--	3
SOUTHEASTERN LOUISIANA (F27)		-DNP-				
vs. Sam Houston State (Mr1)		-DNP-				
vs. Texas Tech (Mr2)		-DNP-				
EAST CAROLINA (Mr5)		-DNP-				
ARKANSAS-PINE BLUFF (Mr6)	ND	1.0	--	-- (--)	--	1
MAINE (Mr8)		-DNP-				
MAINE (Mr8)		-DNP-				
MAINE (Mr10)		-DNP-				
GRAMBLING (Mr13)	ND	1.0	1	-- (--)	--	--
at Florida (Mr15)		-DNP-				
at Florida (Mr16)		-DNP-				
at Florida (Mr16)		-DNP-				
LITTLE ROCK (Mr19)		-DNP-				
at Samford (Mr20)	W	2.0	1	-- (--)	--	3
AUBURN (Mr22)		-DNP-				
AUBURN (Mr23)		-DNP-				
AUBURN (Mr24)		-DNP-				
MISSISSIPPI VALLEY STATE (Mr26)	ND	0.1	--	-- (-)	1	1
LSU (Mr28)		-DNP-				
LSU (Mr29)		-DNP-				
LSU (Mr30)		-DNP-				
ULM (A3)	ND	1.0	3	2(2)	--	3
at Tennessee (A5)		-DNP-				
at Tennessee (A6)		-DNP-				
at Tennessee (A7)		-DNP-				
SOUTH ALABAMA (A10)		-DNP-				
ALABAMA (A12)		-DNP-				
ALABAMA (A13)		-DNP-				
ALABAMA (A14)		-DNP-				
TEXAS SOUTHERN (A16)	ND	2.0	--	-- (--)	2	1
at Arkansas (A18)		-DNP-				
at Arkansas (A19)	ND	0.2	--	-- (--)	2	--
at Arkansas (A20)		-DNP-				
vs. Ole Miss (A23)		-DNP-				
GEORGIA (A26)		-DNP-				
GEORGIA (A27)		-DNP-				
GEORGIA (A28)		-DNP-				
at Texas A&M (My2)						
at Texas A&M (My3)						
at Texas A&M (My4)						
MEMPHIS (My8)						
at Ole Miss (My10)						
at Ole Miss (My11)						
at Ole Miss (My12)						
SOUTH CAROLINA (My16)						
SOUTH CAROLINA (My17)						
SOUTH CAROLINA (My18)						

* - Denotes Game Started | (W)in, (L)oss, H(old), (S)ave, (B)low Save

2019 Biography

Season: Appeared in eight games, all in relief. ... Made his MSU debut against Jackson State (2/26) and struck out three hitters in a scoreless inning of relief.

Jackson State (2/26): Allowed one hit and struck out three batters in a scoreless eighth inning in his MSU debut. **Arkansas-Pine Bluff (3/6):** Struck out one batter in one scoreless inning of work. **Grambling (3/13):** Pitched a scoreless seventh inning. ... Allowed one hit. **at Samford (3/20):** Threw two scoreless innings...Struck out three batters. **Mississippi Valley State (3/26):** Walked one and struck out one in one-third of an inning. **ULM (4/3):** Allowed two runs in one inning of work...Gave up three hits and struck out three batters. **Texas Southern (4/16):** Threw two scoreless innings with two walks and one strikeout. **at Arkansas (4/18-20):** Threw two-thirds of an inning in relief during the middle game of the series...Walked two and didn't allow a hit.

Spring's Single-Game Career Highs

Innings Pitched	2.0	Twice; Last Texas Southern, 4/16/19	Wild Pitches	1	Twice; Last at Arkansas, 4/19/19
Fewest Hits	0	Four Times; Last at Arkansas, 4/19/19	Hit-by-Pitch	1	at Samford, 3/20/19
Fewest Runs	0	Seven Times; Last at Arkansas, 4/19/19	Total Pitches	31	Texas Southern, 4/16/19
Fewest Earned Runs	0	Seven Times; Last at Arkansas, 4/19/19			
Walks	2	Twice; Last at Arkansas, 4/19/19			
Strikeouts	3	Three Times; Last ULM, 4/3/19			

Spring's Career Statistics

	ERA	W-L	App	GS	CG	SHO/CBO	SV	IP	H	R	ER	BB	SO	2B	3B	HR	BF	BAA	WP	HBP	BK	SFA	SHA
2019	2.00	1-0	8	0	0	0/0	0	9.0	6	2	2	5	12	3	0	0	39	.182	2	1	0	0	0
Career	2.00	1-0	8	0	0	0/0	0	9.0	6	2	2	5	12	3	0	0	39	.182	2	1	0	0	0



2019 Game-by-Game

Opponent (Date)	AB	R	H	RBI	BB
YOUNGSTOWN STATE (F15) *	4	1	2	3	--
YOUNGSTOWN STATE (F16) *	4	1	3	2	1
YOUNGSTOWN STATE (F16) *	4	1	--	1	1
UAB (F20) *	3	--	--	--	--
SOUTHERN MISS (F22) *	4	--	--	--	--
SOUTHERN MISS (F23) *	4	--	--	--	1
SOUTHERN MISS (F24) *	3	--	2	2	1
JACKSON STATE (F26) *	2	1	1	--	2
SOUTHEASTERN LOUISIANA (F27) *	2	1	1	--	2
vs. Sam Houston State (Mr1) *	4	1	1	1	--
vs. Texas Tech (Mr2) *	2	1	1	--	2
EAST CAROLINA (Mr5) *	2	1	1	2	1
ARKANSAS-PINE BLUFF (Mr6) *	4	3	1	1	1
MAINE (Mr8) *	4	1	2	--	--
MAINE (Mr8) *	3	1	2	--	1
MAINE (Mr10) *	5	1	2	1	--
GRAMBLING (Mr13) *	3	2	2	5	--
at Florida (Mr15) *	5	1	2	2	--
at Florida (Mr16) *	5	2	3	1	--
at Florida (Mr16) *	4	--	2	--	--
LITTLE ROCK (Mr19) *	3	2	1	1	2
at Samford (Mr20) *	1	1	--	--	3
AUBURN (Mr22) *	4	1	--	--	1
AUBURN (Mr23) *	3	2	1	--	2
AUBURN (Mr24) *	4	3	2	1	1
MISSISSIPPI VALLEY STATE (Mr26) *	4	1	1	3	1
LSU (Mr28) *	2	2	1	1	1
LSU (Mr29) *	4	--	1	1	--
LSU (Mr30) *	4	--	1	--	--
ULM (A3) *	4	3	2	2	1
at Tennessee (A5) *	3	1	2	2	2
at Tennessee (A6) *	3	1	1	--	1
at Tennessee (A7) *	5	1	2	1	--
SOUTH ALABAMA (A10) *	4	--	--	--	--
ALABAMA (A12) *	4	--	2	1	--
ALABAMA (A13) *	4	1	1	2	1
ALABAMA (A14) *	4	2	1	1	1
TEXAS SOUTHERN (A16) *	4	1	2	1	--
at Arkansas (A18) *	4	1	1	1	--
at Arkansas (A19) *	3	--	--	1	1
at Arkansas (A20) *	3	--	--	--	--
vs. Ole Miss (A23) *	4	1	1	--	--
GEORGIA (A26) *	5	--	--	--	--
GEORGIA (A27) *	4	1	--	--	1
GEORGIA (A28) *	3	--	--	--	1
at Texas A&M (My2)					
at Texas A&M (My3)					
at Texas A&M (My4)					
MEMPHIS (My8)					
at Ole Miss (My10)					
at Ole Miss (My11)					
at Ole Miss (My12)					
SOUTH CAROLINA (My16)					
SOUTH CAROLINA (My17)					
SOUTH CAROLINA (My18)					

* - Denotes Game Started

2019 Biography

Awards: Named to Frisco Classic All-Tournament Team...Honored as SEC Player of the Week March 18.

Season: Started all 45 games, with 44 in right field and one at designated hitter. . . Tallied seven consecutive multi-hit games between March 8-16.

Youngstown State (2/15-16): Picked up five hits, five RBIs and two extra base hits in the three-game series. . . Scored a run in all three games. . . Homered and drove in three runs in the season opener. . . Tallied three hits – including a double – and plated two RBIs in middle game of the series. . . Walked, stole a base, scored and drove in one RBI in the finale. **UAB (2/20):** Reached base once via hit-by-pitch. **Southern Miss (2/22-24):** Started all three games. . . Picked up two hits – including a double – and drove in two RBIs in series finale. **Jackson State (2/26):** Doubled, walked twice and scored a run. **Southeastern Louisiana (2/27):** Drove in one RBI on a sacrifice fly. . . Also came around to score after a hit-by-pitch. **Frisco Classic (3/1-2):** Tallied a hit in each of the two games. *vs. Sam Houston State (3/1):* Went 1-for-4 with an RBI double. . . Scored one run. *vs. Texas Tech (3/2):* Grabbed one hit and two walks. . . Also scored a run. **ECU (3/5):** Walked and drove in two runs. . . Had an RBI single and a sacrifice fly. **Arkansas-Pine Bluff (3/6):** Reached base three times and scored all three times. . . Posted an RBI single. **Maine (3/8-10):** Tallied two hits and a run scored in each game of the three-game set. . . Doubled and scored in the series opener. . . Went 2-for-3 in the middle game. . . Added one walk and one stolen base. . . Had the game-winning RBI single in the series finale. **Grambling (3/13):** Collected five RBIs via a sacrifice fly and a grand slam. **at Florida (3/15-16):** Collected seven hits over the weekend and a multi-hit game in each contest...Doubled and drove in a pair of RBIs in the opener...Homered in game two. **Little Rock (3/19):** Walked twice, scored twice and singled. **Auburn (3/22-24):** Started all three games in right field...Reached base in all three games...Walked and scored a run in the series opener...Doubled, walked twice and scored two runs in the middle game of the series...Reached base three times in the series finale...Scored three runs and drove in one RBI with a sacrifice fly in the finale. **Mississippi Valley State (3/26):** Went 1-for-4 with a walk...Drove in three RBIs and scored one run...Stole one base...Plated two runs with an RBI single...Added one RBI on a sacrifice fly. **LSU (3/28-30):** Started all three games in right field...Had one hit in each game...Reached base three times in the series opener with a home run, walk and hit-by-pitch...Walked in the first, was hit by a pitch in the third inning and hit a solo home run to lead off the fifth inning...Scored twice and plated one RBI in the opener...Singled to plate an RBI in the middle game of the series...Singled for his lone hit in the series finale. **ULM (4/3):** Went 2-for-4 in a start...Also walked and was hit by a pitch...Drove in two runs and scored three times...Plated the first run of the game with an RBI single in the first inning...Singled and scored in the fourth...Was hit by a pitch and scored in the sixth. **at Tennessee (4/5-7):** Started all three games in right field...Reached base eight times in the series with five hits and three walks...Went 2-for-3 with two walks in the series opener...Drove in the first run of the game with a first-inning double...Scored the first run of the 11th inning on a wild pitch...Reached base twice in the middle game of the series...Walked in the first inning...Singled and scored the lone run of the game in the fourth...Singled and doubled in the series finale...Plated an RBI and came around to score on a fourth-inning base hit. **Alabama (4/12/14):** Started all three games in right field and collected hits in each game...Singled twice in the series opener...Drove in an RBI with a seventh-inning base hit...Reached base twice in the middle game of the series...Walked in the fourth inning...Hit a two-run home run in the seventh inning...Doubled and walked in the series finale...Plated one RBI with a second-inning double, eventually coming around to score...Walked and scored in the seventh. **Texas Southern (4/16):** Posted a 2-for-4 night at the plate with one RBI and one run scored...Doubled to drive in the first run of the game in the first inning...Added an eighth-inning single and came around to score. **at Arkansas (4/18-20):** Started all three games in right field...Hit a ninth-inning solo home run in the series opener for his lone hit...Drew a bases loaded walk in the middle game of the series to collect an RBI. **vs. Ole Miss (4/23):** Started at designated hitter...Singled and scored a run in the sixth inning. **Georgia (4/26-28):** Started all three games in right field...Walked and scored a run in the middle game of the series...Reached base once - via walk - in the series finale.

MacNamee's Single-Game Career Highs

At-Bats	6	at Kentucky, 5/13/18	Total Bases	9	Vanderbilt, 6/8/18
Runs	3	Seven Times; Last ULM, 4/3/19	Walks	3	Twice; Last at Samford, 3/20/19
Hits	3	11 Times; Last at Florida, 3/16/19	Strikeouts	3	Four Times; Last Arkansas, 4/20/18
RBIs	6	Florida, 5/19/18	Stolen Bases	2	Mississippi Valley State, 3/26/19
Doubles	2	Three Times; Last Florida, 5/19/18			
Triples	1	Auburn, 4/28/17			
Home Runs	2	Vanderbilt, 6/8/18			

MacNamee's Career Statistics

	Avg	GP-GS	AB	R	H	2B	3B	HR	RBI	TB	SLG%	BB	HBP	SO	GDP	OB%	SF	SH	SB-ATT	PO	A	E	FLD%
2017	.267	57-48	180	22	48	6	1	2	22	62	.344	11	3	51	3	.315	3	3	4-6	53	0	0	1.000
2018	.309	53-46	188	40	58	11	0	8	42	93	.495	13	9	49	4	.377	2	2	1-2	95	1	1	.990
2019	.311	45-45	161	44	50	13	0	6	41	81	.503	31	6	23	2	.429	5	0	4-7	64	3	2	.971
Career	.295	155-139	529	106	156	30	1	16	105	236	.446	55	18	123	9	.374	10	5	9-15	212	4	3	.986



2019 Game-by-Game

Opponent (Date)	Dec.	IP	H	R (ER)	BB	K
YOUNGSTOWN STATE (F15)	ND	1.0	1	-- (--)	--	3
YOUNGSTOWN STATE (F16)		-DNP-				
YOUNGSTOWN STATE (F16)		-DNP-				
UAB (F20)		-DNP-				
SOUTHERN MISS (F22)		-DNP-				
SOUTHERN MISS (F23)	ND	1.0	--	-- (--)	--	1
SOUTHERN MISS (F24)		-DNP-				
JACKSON STATE (F26)		-DNP-				
SOUTHEASTERN LOUISIANA (F27)	ND	1.0	1	-- (--)	--	3
vs. Sam Houston State (Mr1)		-DNP-				
vs. Texas Tech (Mr2)	H	1.0	--	-- (--)	--	2
EAST CAROLINA (Mr5)	H	1.0	--	-- (--)	--	1
ARKANSAS-PINE BLUFF (Mr6)		-DNP-				
MAINE (Mr8)		-DNP-				
MAINE (Mr8)	ND	1.0	--	-- (--)	--	1
MAINE (Mr10)	W	1.0	--	-- (--)	--	1
GRAMBLING (Mr13)		-DNP-				
at Florida (Mr15)	H	1.0	2	1(1)	--	--
at Florida (Mr16)		-DNP-				
at Florida (Mr16)		-DNP-				
LITTLE ROCK (Mr19)		-DNP-				
at Samford (Mr20)	H	1.0	1	-- (--)	--	2
AUBURN (Mr22)	L	1.0	3	2(2)	--	2
AUBURN (Mr23)		-DNP-				
AUBURN (Mr24)		-DNP-				
MISSISSIPPI VALLEY STATE (Mr26)	H	1.0	--	-- (--)	--	1
LSU (Mr28)		-DNP-				
LSU (Mr29)		-DNP-				
LSU (Mr30)	ND	0.1	1	3(2)	1	1
ULM (A3)	ND	1.0	--	-- (--)	--	3
at Tennessee (A5)		-DNP-				
at Tennessee (A6)	ND	1.1	1	-- (--)	--	2
at Tennessee (A7)		-DNP-				
SOUTH ALABAMA (A10)		-DNP-				
ALABAMA (A12)	ND	1.0	--	-- (--)	1	1
ALABAMA (A13)		-DNP-				
ALABAMA (A14)	ND	1.0	1	-- (--)	1	1
TEXAS SOUTHERN (A16)	W	1.0	--	-- (--)	--	1
at Arkansas (A18)		-DNP-				
at Arkansas (A19)		-DNP-				
at Arkansas (A20)	ND	1.0	--	-- (--)	1	3
vs. Ole Miss (A23)	ND	1.0	1	-- (--)	--	2
GEORGIA (A26)		-DNP-				
GEORGIA (A27)	ND	1.0	--	-- (--)	--	3
GEORGIA (A28)	ND	1.0	3	4 (4)	1	2
at Texas A&M (My2)						
at Texas A&M (My3)						
at Texas A&M (My4)						
MEMPHIS (My8)						
at Ole Miss (My10)						
at Ole Miss (My11)						
at Ole Miss (My12)						
SOUTH CAROLINA (My16)						
SOUTH CAROLINA (My17)						
SOUTH CAROLINA (My18)						

* - Denotes Game Started | (W)in, (L)oss, H(old), (S)ave, (B)lown Save

2019 Biography

Season: Appeared in 21 games, all in relief. . . Struck out three batters on opening day versus Youngstown State (2/15) in his MSU debut.

Youngstown State (2/15-16): Made his Diamond Dawg debut with three strikeouts in a scoreless inning during the season opener. **Southern Miss (2/23):** Closed out the game with a scoreless ninth. . . Struck out one. **Southeastern Louisiana (2/23):** Sat down three batters via strikeout one inning of work. **Frisco Classic (3/1-2):** vs. *Texas Tech (3/2):* Pitched a perfect eighth inning to preserve two-run lead. . . Struck out two to post a hold. **ECU (3/5):** Earned a hold after tossing a perfect eighth inning. . . Struck out one. **Maine (3/8-10):** Threw one inning with one strikeout in the middle game of the series and in the series finale. **at Samford (3/20):** Struck out two in a scoreless inning pitched. **Auburn (3/22-24):** Appeared in the series opener... Threw one inning and allowed two runs on three hits to take the loss... Struck out two and didn't walk a batter. **Mississippi Valley State (3/26):** Tossed one inning to collect a hold... Struck out one. **LSU (3/28-30):** Appeared in the series finale... Threw one-third of an inning and allowed three runs - two earned - on one hit... Walked one and struck out one. **ULM (4/3):** Stuck out all three batters he faced in a clean inning of relief. **at Tennessee (4/5-7):** Appeared in the middle game of the series... Threw 1 1/3 scoreless innings... Allowed one hit and struck out two. **Alabama (4/12/14):** Appeared in the series opener and series finale... Threw a pair of scoreless innings... Walked one and struck out one in one inning of work the series opener... Tossed a scoreless inning with a hit and walk allowed in the series finale... Struck out one. **Texas Southern (4/16):** Picked up the win after working a clean eighth inning... Struck out one. **at Arkansas (4/18-20):** Threw one scoreless inning in the series finale... Didn't allow a hit, walked one and struck out three. **vs. Ole Miss (4/23):** Threw one scoreless inning... Allowed one hit and struck out two. **Georgia (4/26-28):** Appeared in the final two games of the series... Threw a clean ninth inning in the middle game of the series... Struck out all three batters he faced... Allowed four runs on three hits and one walk in the series finale... Struck out two in one inning of work.

White's Single-Game Career Highs

Innings Pitched	1.1	at Tennessee, 4/6/19	Wild Pitches	1	Alabama, 4/12/19
Fewest Hits	0	11 Times; Last at Arkansas, 4/20/19	Hit-by-Pitch	1	East Carolina, 3/5/19
Fewest Runs	0	17 Times; Last Georgia, 4/27/19	Total Pitches	31	Georgia, 3/28/19
Fewest Earned Runs	0	17 Times; Last Georgia, 4/27/19			
Walks	1	Five Times; Last Georgia, 4/28/19			
Strikeouts	3	Five Times; Last Georgia, 4/27/19			

White's Career Statistics

	ERA	W-L	App	GS	CG	SHO/CBO	SV	IP	H	R	ER	BB	SO	2B	3B	HR	BF	BAA	WP	HBP	BK	SFA	SHA
2019	3.92	2-1	21	0	0	0/2	0	20.2	15	10	9	5	36	3	0	2	82	.197	1	1	0	0	0
Career	3.92	2-1	21	0	0	0/2	0	20.2	15	10	9	5	36	3	0	2	82	.197	1	1	0	0	0



2019 Game-by-Game

Opponent (Date)	Dec.	IP	H	R (ER)	BB	K
YOUNGSTOWN STATE (F15)			-DNP-			
YOUNGSTOWN STATE (F16)			-DNP-			
YOUNGSTOWN STATE (F16)			-DNP-			
UAB (F20)			-DNP-			
SOUTHERN MISS (F22)			-DNP-			
SOUTHERN MISS (F23)			-DNP-			
SOUTHERN MISS (F24)			-DNP-			
JACKSON STATE (F26)			-DNP-			
SOUTHEASTERN LOUISIANA (F27)			-DNP-			
vs. Sam Houston State (Mr1)			-DNP-			
vs. Texas Tech (Mr2)			-DNP-			
EAST CAROLINA (Mr5)			-DNP-			
ARKANSAS-PINE BLUFF (Mr6)			-DNP-			
MAINE (Mr8)			-DNP-			
MAINE (Mr8)			-DNP-			
MAINE (Mr10)			-DNP-			
GRAMBLING (Mr13)			-DNP-			
at Florida (Mr15)			-DNP-			
at Florida (Mr16)			-DNP-			
at Florida (Mr17)			-DNP-			
LITTLE ROCK (Mr19)			-DNP-			
at Samford (Mr20)			-DNP-			
AUBURN (Mr22)			-DNP-			
AUBURN (Mr23)			-DNP-			
AUBURN (Mr24)			-DNP-			
MISSISSIPPI VALLEY STATE (Mr26)			-DNP-			
LSU (Mr28)			-DNP-			
LSU (Mr29)			-DNP-			
LSU (Mr30)			-DNP-			
ULM (A3)	ND	0.1	1	-- (--)	1	1
at Tennessee (A5)			-DNP-			
at Tennessee (A6)			-DNP-			
at Tennessee (A7)			-DNP-			
SOUTH ALABAMA (A10)			-DNP-			
ALABAMA (A12)			-DNP-			
ALABAMA (A13)			-DNP-			
ALABAMA (A14)			-DNP-			
TEXAS SOUTHERN (A16)			-DNP-			
at Arkansas (A18)			-DNP-			
at Arkansas (A19)			-DNP-			
at Arkansas (A20)			-DNP-			
vs. Ole Miss (A23)			-DNP-			
GEORGIA (A26)			-DNP-			
GEORGIA (A27)			-DNP-			
GEORGIA (A28)			-DNP-			
at Texas A&M (My2)						
at Texas A&M (My3)						
at Texas A&M (My4)						
MEMPHIS (My8)						
at Ole Miss (My10)						
at Ole Miss (My11)						
at Ole Miss (My12)						
SOUTH CAROLINA (My16)						
SOUTH CAROLINA (My17)						
SOUTH CAROLINA (My18)						

* - Denotes Game Started | (W)in, (L)oss, H(old), (S)ave, (B)low Save

2019 Biography

Season: Appeared in one game.

ULM (4/3): Threw one-third of an inning...Allowed one hit, walked one and struck out one.

Breaux’s Single-Game Career Highs

Innings Pitched	2.1	Memphis, 4/13/16	Wild Pitches	2	vs Florida, 5/27/16
Fewest Hits	0	Six Times; Last ULM, 4/3/19	Hit-by-Pitch	1	Seven Times; Last Southern, 4/4/18
Fewest Runs	0	14 Times; Last ULM, 4/3/19	Total Pitches	50	Eastern Kentucky, 3/15/16
Fewest Earned Runs	0	14 Times; Last ULM, 4/3/19			
Walks	3	Southern, 4/4/18			
Strikeouts	3	Four Times; Last Alcorn State, 3/20/18			

Breaux’s Career Statistics

	ERA	W-L	App	GS	CG	SHO/CBO	SV	IP	H	R	ER	BB	SO	2B	3B	HR	BF	BAA	WP	HBP	BK	SFA	SHA
2016	5.40	2-1	16	1	0	0/3	1	16.2	19	11	10	10	19	4	0	0	82	.292	4	5	0	0	2
2017	54.00	0-0	1	0	0	0/0	0	1.0	5	6	6	1	0	0	0	1	9	.714	0	0	0	1	0
2018	5.40	0-0	4	0	0	0/1	0	1.2	0	1	1	6	3	0	0	0	12	.000	1	2	0	0	0
2019	0.00	0-0	1	0	0	0/0	0	0.1	1	0	0	1	1	1	0	0	3	.500	0	0	0	0	0
Career	7.78	2-1	22	1	0	0/4	1	19.2	25	18	17	18	23	5	0	1	106	.321	5	7	0	1	2



2019 Game-by-Game

Opponent (Date)	Dec.	IP	H	R (ER)	BB	K
YOUNGSTOWN STATE (F15) *	ND	5.0	3	2 (2)	--	11
YOUNGSTOWN STATE (F16)		-DNP-				
YOUNGSTOWN STATE (F16)		-DNP-				
UAB (F20)		-DNP-				
SOUTHERN MISS (F22) *	ND	7.0	1	-- (--)	--	13
SOUTHERN MISS (F23)		-DNP-				
SOUTHERN MISS (F24)		-DNP-				
JACKSON STATE (F26)		-DNP-				
SOUTHEASTERN LOUISIANA (F27)		-DNP-				
vs. Sam Houston State (Mr1) *	ND	6.0	7	2 (2)	--	6
vs. Texas Tech (Mr2)		-DNP-				
EAST CAROLINA (Mr5)		-DNP-				
ARKANSAS-PINE BLUFF (Mr6)		-DNP-				
MAINE (Mr8) *	W	6.0	3	1 (--)	2	10
MAINE (Mr8)		-DNP-				
MAINE (Mr10)		-DNP-				
GRAMBLING (Mr13)		-DNP-				
at Florida (Mr15)	W	6.0	2	1(1)	3	11
at Florida (Mr16)		-DNP-				
at Florida (Mr16)		-DNP-				
LITTLE ROCK (Mr19)		-DNP-				
at Samford (Mr20)		-DNP-				
AUBURN (Mr22) *	ND	6.0	3	2(2)	3	7
AUBURN (Mr23)		-DNP-				
AUBURN (Mr24)		-DNP-				
MISSISSIPPI VALLEY STATE (Mr26)		-DNP-				
LSU (Mr28) *	W	5.0	3	2(2)	4	10
LSU (Mr29)		-DNP-				
LSU (Mr30)		-DNP-				
ULM (A3)		-DNP-				
at Tennessee (A5) *	ND	7.0	7	2 (2)	--	11
at Tennessee (A6)		-DNP-				
at Tennessee (A7)		-DNP-				
SOUTH ALABAMA (A10)		-DNP-				
ALABAMA (A12) *	W	6.0	3	-- (--)	3	15
ALABAMA (A13)		-DNP-				
ALABAMA (A14)		-DNP-				
TEXAS SOUTHERN (A16)		-DNP-				
at Arkansas (A18) *	L	6.0	5	3(3)	1	9
at Arkansas (A19)		-DNP-				
at Arkansas (A20)		-DNP-				
vs. Ole Miss (A23)		-DNP-				
GEORGIA (A26) *	W	6.0	2	2 (1)	1	11
GEORGIA (A27)		-DNP-				
GEORGIA (A28)		-DNP-				
at Texas A&M (My2)						
at Texas A&M (My3)						
at Texas A&M (My4)						
MEMPHIS (My8)						
at Ole Miss (My10)						
at Ole Miss (My11)						
at Ole Miss (My12)						
SOUTH CAROLINA (My16)						
SOUTH CAROLINA (My17)						
SOUTH CAROLINA (My18)						

* - Denotes Game Started | (W)in, (L)oss, H(old), (S)ave, (B)low Save

2019 Biography

Awards: Named to Collegiate Baseball Newspaper National Player of the Week Honor Roll three times (2/25, 3/18, 4/15).

Season: Started 11 games, all coming in series opening games. . . Owns eight double-digit strikeout performances in 2019. . . Went 80 plate appearances to start the season without issuing a walk....Struck out his 100th batter of the season in the third inning of his 10th start of the season at Arkansas (4/18).


Youngstown State (2/15-16): Tossed five innings and allowed two runs in a no decision. . . Struck out 11 batters. **Southern Miss (2/22-24):** Struck out 13 and allowed one hit in seven innings of work in a no decision. **Frisco Classic (3/1-2):** vs. *Sam Houston State (3/1):* Threw six innings and allowed two runs on seven hits. . . Collected six strikeouts in a no decision. **Maine (3/8-10):** Allowed an unearned run and struck out 10 in six innings of work. . . Collected his first win of the season. . . Walked two batters. **at Florida (3/15-16):** Started game one...Lasted six innings...Struck out 11 batters...Only allowed one run on two hits and three walks. **Auburn (3/22-24):** Threw six innings in a start...Allowed two runs on three hits in a no decision...Walked three and struck out seven. **LSU (3/28-30):** Started and picked up the win in the series opener...Threw five innings and allowed two runs on three hits...Walked four and struck out 10. **at Tennessee (4/5-7):** Scattered seven hits over seven innings of two-run work in a start on Friday night...Struck out 11 batters and didn't issue a walk...Hit one batter. **Alabama (4/12/14):** Made the start in the series opener and recorded 15 of his 18 outs via strikeout...Scattered three hits and three walks...Struck out the side in four of his six innings of work...Recorded at least one strikeout in all six innings pitched to earn the win. **at Arkansas (4/18-20):** Threw six innings in a series-opening start...Allowed three runs on five hits in a loss...Walked one and struck out nine. **Georgia (4/26-28):** Earned the win with six innings of work in the series opener...Allowed two runs - one earned - on two hits...Walked one and struck out 11.

Small's Single-Game Career Highs

Innings Pitched	8.0	at LSU, 3/30/18	Wild Pitches	2	Twice; Last Vanderbilt, 3/17/18
Fewest Hits	0	Seven Times; Last at Alabama, 4/30/16	Hit-by-Pitch	2	Texas A&M, 4/15/16
Fewest Runs	0	13 Times; Last Alabama, 4/12/19	Total Pitches	114	at Tennessee, 4/5/19
Fewest Earned Runs	0	15 Times; Last Alabama, 4/12/19			
Walks	5	at Alabama, 5/5/18			
Strikeouts	15	Alabama, 4/12/19			

Small's Career Statistics

	ERA	W-L	App	GS	CG	SHO/CBO	SV	IP	H	R	ER	BB	SO	2B	3B	HR	BF	BAA	WP	HBP	BK	SFA	SHA
2016	13.06	1-0	15	0	0	0/2	0	10.1	11	15	15	10	20	1	0	1	56	.256	2	2	0	0	1
2018	3.20	5-4	18	18	0	0/1	0	101.1	93	40	36	33	122	18	0	8	427	.239	8	2	3	2	1
2019	2.05	5-1	11	11	0	0/1	0	66.0	39	17	15	17	114	10	1	6	258	.169	2	5	0	0	5
Career	3.34	11-5	44	29	0	0/4	0	177.2	143	72	66	60	256	29	1	15	741	.216	12	9	3	2	7



2019 Game-by-Game

Opponent (Date)	Dec.	IP	H	R (ER)	BB	K
YOUNGSTOWN STATE (F15)			-DNP-			
YOUNGSTOWN STATE (F16)			-DNP-			
YOUNGSTOWN STATE (F16)	ND	1.0	2	--(--)	--	2
UAB (F20)			-DNP-			
SOUTHERN MISS (F22)	L	1.0	1	1(1)	1	1
SOUTHERN MISS (F23)			-DNP-			
SOUTHERN MISS (F24)	ND	1.1	--	--(--)	--	1
JACKSON STATE (F26)			-DNP-			
SOUTHEASTERN LOUISIANA (F27)			-DNP-			
vs. Sam Houston State (Mr1)	W	0.1	--	--(--)	--	1
vs. Texas Tech (Mr2)			-DNP-			
EAST CAROLINA (Mr5)	H	1.0	1	--(--)	--	3
ARKANSAS-PINE BLUFF (Mr6)			-DNP-			
MAINE (Mr8)			-DNP-			
MAINE (Mr8)			-DNP-			
MAINE (Mr10)	ND	1.1	2	--(--)	--	3
GRAMBLING (Mr13)			-DNP-			
at Florida (Mr15)			-DNP-			
at Florida (Mr16)			-DNP-			
at Florida (Mr16)	ND	1.1	1	--(--)	--	--
LITTLE ROCK (Mr19)			-DNP-			
at Samford (Mr20)	H	1.0	--	--(--)	--	1
AUBURN (Mr22)	H	0.1	--	--(--)	--	1
AUBURN (Mr23)			-DNP-			
AUBURN (Mr24)	ND	1.0	1	1(--)	--	2
MISSISSIPPI VALLEY STATE (Mr26)			-DNP-			
LSU (Mr28)	ND	1.1	1	--(--)	--	3
LSU (Mr29)			-DNP-			
LSU (Mr30)	ND	1.2	1	--(--)	--	3
ULM (A3)			-DNP-			
at Tennessee (A5)	W	1.0	--	--(--)	--	--
at Tennessee (A6)			-DNP-			
at Tennessee (A7)	ND	2.0	3	2(2)	--	2
SOUTH ALABAMA (A10)			-DNP-			
ALABAMA (A12)			-DNP-			
ALABAMA (A13)	ND	1.1	1	--(--)	--	1
ALABAMA (A14)			-DNP-			
TEXAS SOUTHERN (A16)	ND	0.1	--	--(--)	--	--
at Arkansas (A18)			-DNP-			
at Arkansas (A19)			-DNP-			
at Arkansas (A20)	ND	0.1	2	6(6)	2	--
vs. Ole Miss (A23)	W	1.1	1	--(--)	--	2
GEORGIA (A26)			-DNP-			
GEORGIA (A27)	ND	1.0	--	--(--)	2	1
GEORGIA (A28)	ND	--	--	--(--)	2	--
at Texas A&M (My2)						
at Texas A&M (My3)						
at Texas A&M (My4)						
MEMPHIS (My8)						
at Ole Miss (My10)						
at Ole Miss (My11)						
at Ole Miss (My12)						
SOUTH CAROLINA (My16)						
SOUTH CAROLINA (My17)						
SOUTH CAROLINA (My18)						

* - Denotes Game Started | (W)in, (L)oss, H(old), (S)ave, (B)low Save

2019 Biography

Season: Appeared in 20 games, all in relief. . . Earned his first career win after striking out the only batter he faced versus Sam Houston State (3/2).

Youngstown State (2/15-16): Struck out two batters in a scoreless inning of work **Southern Miss (2/22-24):** Pitched in games one and three of the series. . . Allowed the lone run in the series opener to take the loss. . . Pitched 1 1/3 scoreless innings in the series finale. **Frisco Classic (3/1-2):** vs. *Sam Houston State (3/1):* Earned the win after striking out only batter he faced to end the eighth inning. **ECU (3/5):** Struck out the side in the seventh. . . Allowed one hit in the eighth inning for an inning-plus of scoreless work. **Maine (3/8-10):** Threw 1 1/3 innings. . . Allowed no runs on two hits and struck out three batters. **at Florida (3/15-16):** Pitched a scoreless 1 1/3 innings in the finale. **Auburn (3/22-24):** Appeared in the series opener and series finale...Struck out the only batter he faced to earn a hold in the series opener...Allowed one unearned run on one hit in one inning of work in the series finale...Struck out two and hit one batter. **LSU (3/28-30):** Appeared in two games...Tossed 1 1/3 innings in the series opener...Allowed one hit and struck out three...Threw 1 2/3 innings scoreless in the series finale...Allowed one hit and struck out three. **at Tennessee (4/5-7):** Appeared in two games, both in relief...Threw three innings in the series...Tossed a clean inning in the series opener to earn the win...Allowed two runs on three hits in the series finale...Struck out two and didn't walk a batter. **Alabama (4/12/14):** Threw 1 1/3 innings scoreless in the middle game of the series...Allowed one hit and struck out one. **Texas Southern (4/16):** Retired the only batter he faced for the final out of the game. **at Arkansas (4/18-20):** Threw one-third of an inning and allowed six runs on six hits...Issued two walks and gave up two hits. **vs. Ole Miss (4/23):** Threw 1 1/3 innings scoreless...Allowed one hit and struck out two to earn the victory. **Georgia (4/26-28):** Appeared in the final two games of the series...Walked two in a scoreless inning in the middle game of the series...Struck out one...Walked two and didn't record an out in the series finale.

Barlow's Single-Game Career Highs

Innings Pitched	2.1	at Southern Miss, 2/17/18	Wild Pitches	2	Kentucky, 4/7/17
Fewest Hits	0	20 Times; Last Texas Southern, 4/16/19	Hit-by-Pitch	1	Seven Times; Last at Arkansas, 4/20/19
Fewest Runs	0	34 Times; Last vs Ole Miss, 4/23/19	Total Pitches	30	Twice; Last at Tennessee, 4/7/19
Fewest Earned Runs	0	35 Times; Last vs Ole Miss, 4/23/19			
Walks	3	Three Times; Last Texas Southern, 3/21/18			
Strikeouts	3	Six Times; Last LSU, 3/30/19			

Barlow's Career Statistics

	ERA	W-L	App	GS	CG	SHO/CBO	SV	IP	H	R	ER	BB	SO	2B	3B	HR	BF	BAA	WP	HBP	BK	SFA	SHA
2017	5.23	0-2	26	0	0	0/1	0	20.2	16	13	12	25	28	1	1	3	102	.225	5	2	0	1	3
2018	13.50	0-0	4	0	0	0/0	0	2.2	3	4	4	4	3	0	0	0	16	.273	0	1	0	0	0
2019	4.05	3-1	20	0	0	0/1	0	20.0	17	10	9	7	27	3	0	2	92	.224	2	6	0	1	2
Career	5.19	3-3	50	0	0	0/2	0	43.1	36	27	25	36	58	4	1	5	210	.228	7	9	0	2	5



2019 Game-by-Game

Opponent (Date)	Dec.	IP	H	R (ER)	BB	K
YOUNGSTOWN STATE (F15)			---			
YOUNGSTOWN STATE (F16)	ND	1.0	1	-- (--)	1	2
YOUNGSTOWN STATE (F16)			---			
UAB (F20)			---			
SOUTHERN MISS (F22)			---			
SOUTHERN MISS (F23)			---			
SOUTHERN MISS (F24)			---			
JACKSON STATE (F26)	ND	1.0	1	1 (--)	--	2
SOUTHEASTERN LOUISIANA (F27)			---			
vs. Sam Houston State (Mr1)			---			
vs. Texas Tech (Mr2)			---			
EAST CAROLINA (Mr5)			---			
ARKANSAS-PINE BLUFF (Mr6)	H	1.0	--	-- (--)	2	--
MAINE (Mr8)			---			
MAINE (Mr8)			---			
MAINE (Mr10)			---			
GRAMBLING (Mr13)	ND	1.0	1	-- (--)	--	2
at Florida (Mr15)			-DNP-			
at Florida (Mr16)			-DNP-			
at Florida (Mr16)	ND	1.0	--	-- (--)	--	1
LITTLE ROCK (Mr19)			-DNP-			
at Samford (Mr20)	ND	1.0	2	-- (--)	1	2
AUBURN (Mr22)			-DNP-			
AUBURN (Mr23)			-DNP-			
AUBURN (Mr24)	ND	0.0	2	3(3)	1	--
MISSISSIPPI VALLEY STATE (Mr26)	ND	1.0	--	-- (--)	--	1
LSU (Mr28)			-DNP-			
LSU (Mr29)	ND	1.1	--	-- (--)	--	--
LSU (Mr30)			-DNP-			
ULM (A3)			-DNP-			
at Tennessee (A5)			-DNP-			
at Tennessee (A6)			-DNP-			
at Tennessee (A7)			-DNP-			
SOUTH ALABAMA (A10)			-DNP-			
ALABAMA (A12)			-DNP-			
ALABAMA (A13)			-DNP-			
ALABAMA (A14)			-DNP-			
TEXAS SOUTHERN (A16)			-DNP-			
at Arkansas (A18)			-DNP-			
at Arkansas (A19)			-DNP-			
at Arkansas (A20)			-DNP-			
vs. Ole Miss (A23)			-DNP-			
GEORGIA (A26)	ND	1.0	2	1 (1)	1	--
GEORGIA (A27)						
GEORGIA (A28)						
at Texas A&M (My2)						
at Texas A&M (My3)						
at Texas A&M (My4)						
MEMPHIS (My8)						
at Ole Miss (My10)						
at Ole Miss (My11)						
at Ole Miss (My12)						
SOUTH CAROLINA (My16)						
SOUTH CAROLINA (My17)						
SOUTH CAROLINA (My18)						

* - Denotes Game Started | (W)in, (L)oss, H(old), (S)ave, (B)low Save

2019 Biography

Season: Made 10 appearances, all in relief. . . Pitched a scoreless inning of relief against Youngstown State (2/16) in first appearance since 2017.

Youngstown State (2/15-16): Made first appearance since June 11, 2017 in relief. . . Struck out two in a scoreless inning of work. **Jackson State (2/26):** Allowed one unearned run on one hit . . . Threw one inning. **Arkansas-Pine Bluff (3/6):** Worked a scoreless inning. . . Issued a pair of walks. **Grambling (3/13):** Struck out two and allowed one hit in a scoreless ninth inning. **at Florida (3/15-16):** Pitched a scoreless inning in game three. **Auburn (3/22-24):** Allowed three runs on two hits in the series finale without recording an out. **Mississippi Valley State (3/26):** Threw a scoreless ninth inning. . . Struck out one. **LSU (3/28-30):** Appeared in the middle game of the series. . . Threw 1 1/3 scoreless innings and didn't allow a hit. **Georgia (4/26-28):** Appeared in the series opener and allowed one run on two hits. . . Also walked one batter.

Price's Single-Game Career Highs


Innings Pitched	3.0	at Southern Miss, 6/5/17	Wild Pitches	1	Five Times; Last Jackson State, 2/26/19
Fewest Hits	0	17 Times; Last LSU, 3/29/19	Hit-by-Pitch	1	Three Times; Last Mississippi Valley State, 3/26/19
Fewest Runs	0	29 Times; Last LSU, 3/29/19	Total Pitches	53	LSU, 5/20/17
Fewest Earned Runs	0	31 Times; Last LSU, 3/29/19			
Walks	3	Twice; Last LSU, 5/20/17			
Strikeouts	5	Marist, 2/25/17			

Price's Career Statistics


	ERA	W-L	App	GS	CG	SHO/CBO	SV	IP	H	R	ER	BB	SO	2B	3B	HR	BF	BAA	WP	HBP	BK	SFA	SHA
2017	2.91	4-1	31	0	0	0/2	14	34.0	24	13	11	19	40	3	1	2	148	.197	4	2	0	0	5
2019	3.86	0-0	10	0	0	0/0	0	9.1	9	5	4	6	10	2	0	1	44	.250	1	1	0	0	1
Career	3.12	4-1	41	0	0	0/2	14	43.1	33	18	15	25	50	5	1	3	192	.209	5	3	0	0	6



Media Roster



2 | Gunner Halter
IF | R/R | Jr.
Overland Park, Kan.



3 | JT Ginn
RHP/IF | R/R | Fr.
Brandon, Miss.



4 | Rowdey Jordan
IF/OF | S/R | So.
Auburn, Ala.



5 | Tanner Allen
IF/OF | L/R | So.
Theodore, Ala.



6 | Brandon Smith
RHP/IF | R/R | Fr.
Richland, Miss.



8 | Dustin Skelton
C | R/R | Jr.
Olive Branch, Miss.



10 | Josh Hatcher
IF/OF | L/L | So.
Albany, Ga.



11 | Jordan Westburg
IF | R/R | So.
New Braunfels, Texas



12 | Hayden Jones
C | L/R | Fr.
Huntersville, Ind.



13 | Peyton Plumlee
RHP | R/R | Sr.
Olive Branch, Miss.



14 | Riley Self
RHP | R/R | Jr.
Coldwater, Miss.



15 | Jake Mangum
OF | S/L | Sr.
Pearl, Miss.



16 | Jack Eagan
LHP | L/L | R-Jr.
Wautoma, Wis.



17 | Justin Foscue
IF | R/R | So.
Huntsville, Ala.



18 | Keegan James
RHP | R/R | R-Jr.
Southaven, Miss.



19 | Jared Liebelt
RHP | R/R | Sr.
Aurora, Ill.



20 | Luke Hancock
C | L/R | Fr.
Houston, Miss.



23 | Tucker Childers
C/IF | L/R | Jr.
Ripley, Miss.



24 | Cole Gordon
RHP | R/R | Grad.
Tampa, Fla.



27 | Bryce Brock
LHP/OF | L/L | Fr.
Hernando, Miss.



28 | Christian MacLeod
LHP | L/L | Fr.
Huntsville, Ala.



31 | Benjamin Bell
OF | L/R | Fr.
Madison, Miss.



32 | Landon Jordan
IF | L/R | Fr.
Poplarville, Miss.




33 | Brad Cumbest
OF | R/R | Fr.
Hurley, Miss.



34 | Marshall Gilbert
C | R/R | Sr.
Kenosha, Wis.



35 | Basiel Williams
OF | S/R | Fr.
Hammond, La.



36 | Hunter Blalock
OF | R/R | Fr.
Madison, Miss.



37 | Eric Cerantola
RHP | R/R | Fr.
Oakville, Ontario



38 | JP Elkins
RHP | R/R | So.
Ridgeland, Miss.



39 | Tyler Spring
RHP | R/R | R-Jr.
Wiggins, Miss.



40 | Elijah MacNamee
OF | R/R | Sr.
Cypress, Texas



41 | Colby White
RHP | R/R | Jr.
Foxworth, Miss.



43 | Kale Breaux
LHP | R/L | R-Jr.
Sulphur, La.



44 | Ethan Small
LHP | L/L | R-Jr.
Lexington, Tenn.



46 | Trysten Barlow
LHP | L/L | R-Jr.
Halls, Tenn.



55 | Spencer Price
RHP | R/R | R-Jr.
Olive Branch, Miss.



22 | Chris Lemonis
Head Coach
First Season



22 | Jake Gautreau
Assistant Coach
Second Season



42 | Scott Foxhall
Assistant Coach
First Season



0 | Kyle Cheesebrough
Assistant Coach
First Season