



**129** SEASONS  
**37** NCAA TOURNAMENT APPEARANCES  
**14** MLB FIRST ROUND DRAFT PICKS  
**11** SEC CHAMPIONSHIPS  
**10** COLLEGE WORLD SERIES APPEARANCES  
**7** SEC TOURNAMENT TITLES



**GAME 49**  
**NOTES**

## 2019 Schedule & Results

February		(8-1)	
15	YOUNGSTOWN STATE	SECN+	W, 14-3
16	YOUNGSTOWN STATE-1	SECN+	W, 14-2
	YOUNGSTOWN STATE-2	SECN+	W, 8-0
20	UAB	SECN+	W, 3-2
22	#21 SOUTHERN MISS	SECN+	L, 0-1 (10 Inn.)
23	#21 SOUTHERN MISS	SECN+	W, 8-1
24	#21 SOUTHERN MISS	SECN+	W, 4-3
26	JACKSON STATE	SECN+	W, 17-4
27	SOUTHEASTERN LOUISIANA	SECN+	W, 12-0

## March (16-4)

### Frisco Classic (Frisco, Texas)

1	vs. Sam Houston State	FloLive.tv	W, 5-4
2	vs. #8 Texas Tech	FloLive.tv	W, 4-2
3	vs. Nebraska	FloLive.tv	Canceled
5	ECU	SECN+	W, 4-1
6	ARKANSAS-PINE BLUFF	SECN+	W, 14-1
8	MAINE-1	SECN+	W, 9-2
	MAINE-2	SECN+	W, 5-1
10	MAINE	SECN+	W, 9-8
13	GRAMBLING	SECN+	W, 18-1
15	at #4 Florida *	SECN+	W, 6-5
16	at #4 Florida-1 *	SEC Network	W, 10-4
	at #4 Florida-2 *	SEC Network	L, 2-4
19	LITTLE ROCK	SECN+	W, 15-4
20	at Samford	ESPN3/ESPN+	W, 6-4
22	#16 AUBURN *	SECN+	L, 5-6
23	#16 AUBURN *	SECN+	W, 15-2
24	#16 AUBURN *	SECN+	W, 20-15
26	MISSISSIPPI VALLEY STATE	SECN+	W, 18-5
28	#17 LSU *	ESPNU	W, 6-5
29	#17 LSU *	SEC NETWORK	L, 5-10
30	#17 LSU *	SECN+	L, 2-11

## April (12-4)

3	ULM	SECN+	W, 21-8
5	at Tennessee *	SECN+	W, 6-3 (11 Inn.)
6	at Tennessee *	SECN+	L, 1-2
7	at Tennessee *	SECN+	W, 7-5
10	SOUTH ALABAMA	SECN+	W, 7-5
12	ALABAMA *	SECN+	W, 6-0
13	ALABAMA *	SECN+	W, 9-1
14	ALABAMA *	SEC NETWORK	W, 13-3
16	TEXAS SOUTHERN	SECN+	W, 5-1
18	at #10 Arkansas *	ESPNU	L, 3-5
19	at #10 Arkansas *	SECN+	L, 5-12
20	at #10 Arkansas *	SECN+	L, 2-10

### Governor's Cup (Pearl, Miss.)

23	vs. #23 Ole Miss	---	W, 8-1
26	#3 GEORGIA *	SECN+	W, 19-3
27	#3 GEORGIA *	SEC NETWORK	W, 9-3
28	#3 GEORGIA *	SECN+	W, 6-5

## May (2-1)

2	at #15 Texas A&M *	SEC Network	W, 4-0
3	at #15 Texas A&M *	SECN+	L, 1-0 (7 Inn.)
4	at #15 Texas A&M *	SEC Network	W, 4-3 (7 Inn.)
8	MEMPHIS	SECN+	6:30 p.m.
10	at #11 Ole Miss *	SECN+	6:30 p.m.
11	at #11 Ole Miss *	SECN+	6 p.m.
12	at #11 Ole Miss *	ESPN2	Noon
14	LOUISIANA TECH	SEC+	6:30 P.M.
16	SOUTH CAROLINA *	SECN+	6:30 p.m.
17	SOUTH CAROLINA *	SECN+	6:30 p.m.
18	SOUTH CAROLINA *	SECN+	1 p.m.

Rankings from Baseball America | All times central and subject to change  
 HOME GAMES IN BOLD CAPS | \*- Southeastern Conference game

## Mississippi State

**Record (SEC):** 38-10 (15-9)  
**H/A/N:** 28-4 / 7-6 / 3-0  
**Rankings:** Baseball America - 5, CBN - 6  
 D1Baseball - 5, NCBWA - 6  
 Perfect Game - 5, USA Today - 6

**Head Coach:** Chris Lemonis  
**Record at MSU (Yrs.):** 38-10 (1st)  
**Career Record (Yrs):** 179-101-2 (5th)

**Batting Average:** .315  
**Runs Per-Game:** 8.1  
**Hits Per-Game:** 11.0  
**Slugging Percentage:** .484

**ERA:** 3.37  
**K's/BB Ratio:** 3.47/1  
**Batting Average Against:** .219

**First Year of Baseball:** 1885 (129th season)  
**Program Record:** 2,678-1,571-29 (.629)

## Memphis

**Record (SEC):** 24-21 (8-9 American)  
**H/A/N:** 17-11 / 7-10 / ---  
**Rankings:** ---

**Head Coach:** Daron Schoenrock  
**Record at UM (Yrs.):** 406-451 (15th)  
**Career Record (Yrs):** 431-503 (17th)

**Batting Average:** .279  
**Runs Per-Game:** 6.3  
**Hits Per-Game:** 9.3  
**Slugging Percentage:** .410

**ERA:** 5.22  
**K's/BB Ratio:** 2.37/1  
**Batting Average Against:** .271

## The Rotation

### Wednesday, May 8, 2019

MSU: Keegan James, RHP, R-Jr. 3-1, 4.36 ERA  
 UM: TBA

## Gameday Information

### Memphis at No. 6 Mississippi State

Dudy Noble Field (Starkville, Miss.)

### Wednesday

**First Pitch:** 6:30 p.m.  
**TV:** ---  
**Internet Stream:** SEC Network+  
**Radio:** MSU Radio Network  
 (100.9 FM locally)  
**Audio Stream:** HailState.com/plus

## The First Pitch

### What's Inside

- Redshirt-junior **Ethan Small** earned his first career SEC Player of the Week honor on May 6 after throwing seven hitless, scoreless innings at Texas A&M. **MORE ON PAGE 11**
- Mississippi State and Memphis will meet for the 78th time in series history on Wednesday. While the Bulldogs own a 51-26 edge on the all-time ledger, the Tigers are 3-2 in the last five meetings. **MORE ON PAGE 5**
- Senior **Jake Mangum** passed LSU's **Eddie Furniss** as the Southeastern Conference's career hits leader. His 360 career hits lead all active Division I student-athletes and rank No. 9 on the NCAA's all-time list. **MORE ON PAGE 6-7**

- Fans have flooded the gates at Dudy Noble Field thus far in 2019, with six crowds of 10,000-plus through 29 home dates, which is already tied for the second-most in program history. **MORE ON PAGE 10**
- Of the 10 losses in 2019 for the Diamond Dawgs, four of them have come in one-run games, with three of those against ranked opponents.
- Head coach **Chris Lemonis** won his first four games as Mississippi State skipper. Lemonis is one of nine MSU head coaches to win his first career game and one of three to start 4-0 or better. **BIO ON PAGE 3, MORE ON PAGE 10**

## Starting Nine

Pos.	Name	Yr.	B/T	Ht./Wt.	Avg.	R	H	RBI	Notes
C	Dustin Skelton	Jr.	R/R	6-0/202	.310	26	45	40	Owens a career-high nine home runs in 2019
1B	Tanner Allen	So.	L/R	5-11/184	.293	42	55	45	Carried a career-best 13 game reached base streak from April 7-May 3
2B	Justin Foscue	So.	R/R	6-0/201	.342	49	68	51	First Diamond Dawg with 10+ home runs since 2017 (Rooker, 23)
SS	Jordan Westburg	So.	R/R	6-3/191	.326	51	60	47	Has reached base in 44 of 47 games played in 2019
3B	Marshall Gilbert	Sr.	R/R	6-0/203	.294	10	20	7	Started all three games at third base at Texas A&M
LF	Rowdey Jordan	So.	S/R	5-10/171	.276	41	48	31	Is hitting .338 in his last 20 games with 18 RBIs and 16 runs scored
CF	Jake Mangum	Sr.	S/L	6-1/179	.399	56	85	35	MSU & SEC all-time hits leader, ranks No. 9 in NCAA history (360)
RF	Elijah MacNamee	Sr.	R/R	6-3/198	.306	45	52	41	Leads the team with 32 walks and five sacrifice flies
DH	Gunner Halter	Jr.	R/R	6-3/180	.276	31	32	13	Posted a pair of multi-hit games versus Georgia in three starts

\* Based on the previous games



## 2019 Roster

### Numerical

#	Name	Pos.	B/T	Ht.	Wt.	Yr.	Hometown/High School (Previous School)
2	Gunner Halter	IF	R/R	6-3	180	Jr.	Overland Park, Kan./Blue Valley (Seminole State (Okla.) College)
3	JT Ginn	RHP/IF	R/R	6-2	192	Fr.	Brandon, Miss./Brandon
4	Rowdey Jordan	IF/OF	S/R	5-10	171	So.	Auburn, Ala./Auburn
5	Tanner Allen	IF/OF	L/R	5-11	184	So.	Theodore, Ala./UMS- Wright Prep
6	Brandon Smith	RHP/IF	R/R	6-3	180	Fr.	Richland, Miss./Richland
8	Dustin Skelton	C	R/R	6-0	202	Jr.	Olive Branch, Miss./Magnolia Heights School
10	Josh Hatcher	IF/OF	L/L	6-2	175	So.	Albany, Ga./Lee County
11	Jordan Westburg	IF	R/R	6-3	191	So.	New Braunfels, Texas/New Braunfels
12	Hayden Jones	C	L/R	6-0	185	Fr.	Huntersville, Ind./Carroll
13	Peyton Plumlee	RHP	R/R	6-3	201	Sr.	Olive Branch, Miss./Lewisburg (Northwest Mississippi C.C.)
14	Riley Self	RHP	R/R	6-4	241	Jr.	Coldwater, Miss./Magnolia Heights School
15	Jake Mangum	OF	S/L	6-1	179	Sr.	Pearl, Miss./Jackson Prep
16	Jack Eagan	LHP	L/L	6-3	235	Jr.	Wautoma, Wis./Wautoma (Madison C.C.)
17	Justin Foscue	IF	R/R	6-0	201	So.	Huntsville, Ala./Virgil Grissom
18	Keegan James	RHP	R/R	6-2	214	R-Jr.	Southaven, Miss./DeSoto Central
19	Jared Liebelt	RHP	R/R	6-0	169	Sr.	Aurora, Ill./West Aurora (Waubensee C.C.)
20	Luke Hancock	C	L/R	5-11	170	Fr.	Houston, Miss./Houston
23	Tucker Childers	C/IF	L/R	6-3	235	Jr.	Ripley, Miss./Ripley (Northeast Mississippi C.C.)
24	Cole Gordon	RHP/DH	L/R	6-5	244	Gr.	Tampa, Fla./Steinbrenner
27	Bryce Brock	LHP/OF	L/L	6-0	165	Fr.	Hernando, Miss./Lewisburg
28	Christian MacLeod	LHP	L/L	6-3	215	Fr.	Huntsville, Ala./Huntsville
31	Benjamin Bell	OF	L/R	5-9	180	Fr.	Madison, Miss./Germantown
32	Landon Jordan	IF	L/R	6-0	180	Fr.	Poplarville, Miss./Hancock
33	Brad Cumbest	OF	R/R	6-5	245	Fr.	Hurley, Miss./East Central
34	Marshall Gilbert	C	R/R	6-0	203	Sr.	Kenosha, Wis./Westosha Central (John A. Logan C.C.)
35	Basiel Williams	OF	S/R	6-3	180	Fr.	Hammond, La./Ponchatoula
36	Hunter Blalock	OF	R/R	6-5	195	Fr.	Madison, Miss./Madison Central
37	Eric Cerantola	RHP	R/R	6-5	195	Fr.	Oakville, Ontario/Ecole Secondaire Catholique Sainte-Trinite
38	JP Elkins	RHP	R/R	6-1	190	So.	Ridgeland, Miss./Ridgeland (Hinds C.C.)
39	Tyler Spring	RHP	R/R	6-4	202	R-Jr.	Wiggins, Miss./Stone (Jones County C.C.)
40	Elijah MacNamee	OF	R/R	6-3	198	Sr.	Cypress, Texas/Cypress Ranch (Blinn C.C.)
41	Colby White	RHP	R/R	6-0	190	Jr.	Foxworth, Miss./West Marion (Pearl River C.C.)
43	Kale Breaux	LHP	R/L	5-11	193	R-Jr.	Sulphur, La./Sulphur
44	Ethan Small	LHP	L/L	6-3	214	R-Jr.	Lexington, Tenn./Lexington
46	Trysten Barlow	LHP	L/L	6-1	215	R-Jr.	Halls, Tenn./Dyer County
55	Spencer Price	RHP	R/R	6-2	228	R-Jr.	Olive Branch, Miss./DeSoto Central (Meridian C.C.)

22 Chris Lemonis - Head Coach (First Season at Mississippi State, Fifth Overall; The Citadel, 1992)

21 Jake Gautreau - Assistant Coach (Second Season; Tulane, 2011)

42 Scott Foxhall - Assistant Coach (First Season; College of Charleston, 2004)

0 Kyle Cheesebrough - Volunteer Assistant Coach (First Season; Louisville, 2010)

Roger Rodeheaver - Coordinator of Operations (First Season; Indiana, 2010)

Tyler Younger - Coordinator of Player Development (First Season; Methodist College, 2013)

Seth Diters - Strength and Conditioning Coach (First Season; Springfield College, 2008)

Jason Wire - Associate Athletic Trainer (Ninth Season; St. Cloud State, 2006)

### Alphabetical

#	Name	Pos.	B/T	Ht.	Wt.	Yr.
5	Tanner Allen	IF/OF	L/R	5-11	184	So.
46	Trysten Barlow	LHP	L/L	6-1	215	R-Jr.
31	Benjamin Bell	OF	L/R	5-9	180	Fr.
36	Hunter Blalock	OF	R/R	6-5	195	Fr.
43	Kale Breaux	LHP	R/L	5-11	193	R-Jr.
27	Bryce Brock	LHP/OF	L/L	6-0	165	Fr.
0	Kyle Cheesebrough	Assistant Coach				
37	Eric Cerantola	RHP	R/R	6-5	195	Fr.
23	Tucker Childers	C/IF	L/R	6-3	235	Jr.
33	Brad Cumbest	OF	R/R	6-5	245	Fr.
16	Jack Eagan	LHP	L/L	6-3	235	Jr.
38	JP Elkins	RHP	R/R	6-1	190	So.
17	Justin Foscue	IF	R/R	6-0	201	So.
42	Scott Foxhall	Assistant Coach				
21	Jake Gautreau	Assistant Coach				
34	Marshall Gilbert	C	R/R	6-0	203	Sr.
3	JT Ginn	RHP/IF	R/R	6-2	192	Fr.
24	Cole Gordon	RHP/DH	L/R	6-5	244	Gr.
2	Gunner Halter	IF	R/R	6-3	180	Jr.
20	Luke Hancock	C	L/R	5-11	170	Fr.
10	Josh Hatcher	IF/OF	L/L	6-2	175	So.
18	Keegan James	RHP	R/R	6-2	214	R-Jr.
12	Hayden Jones	C	L/R	6-0	185	Fr.
4	Rowdey Jordan	IF/OF	S/R	5-10	171	So.
32	Landon Jordan	IF	L/R	6-0	180	Fr.
22	Chris Lemonis	Head Coach				
19	Jared Liebelt	RHP	R/R	6-0	169	Sr.
28	Christian MacLeod	LHP	L/L	6-3	215	Fr.
40	Elijah MacNamee	OF	R/R	6-3	198	Sr.
15	Jake Mangum	OF	S/L	6-1	179	Sr.
13	Peyton Plumlee	RHP	R/R	6-3	201	Sr.
55	Spencer Price	RHP	R/R	6-2	228	R-Jr.
14	Riley Self	RHP	R/R	6-4	241	Jr.
8	Dustin Skelton	C	R/R	6-0	202	Jr.
44	Ethan Small	LHP	L/L	6-3	214	R-Jr.
6	Brandon Smith	RHP/IF	R/R	6-3	180	Fr.
39	Tyler Spring	RHP	R/R	6-4	202	R-Jr.
11	Jordan Westburg	IF	R/R	6-3	191	So.
41	Colby White	RHP	R/R	6-0	190	Jr.
35	Basiel Williams	OF	S/R	6-3	180	Fr.

### Program Quick Facts

#### School Information

Location	Starkville, Mississippi
Founded	1878
Enrollment	22,201
President	Dr. Mark E. Keenum
Faculty Representative	Dr. Steven Turner
Director of Athletics	John Cohen
Twitter	@JohnCohenAD
Affiliation	NCAA Division I
Conference	Southeastern - Western Division
Nickname	Bulldogs
Colors	Maroon and White
Athletic Department Phone	(662) 325-2532
Ticket Office Phone	(662) 325-2600

#### Stadium

Name	Dudy Noble Field, Polk-DeMent Stadium
Capacity	15,000+
Field Dimensions	Left-330, Left Center-385, Center-400, Right Center-380, Right-305
Press Box Phone	(662) 325-3776

#### 2018 Team Information

Overall Record (SEC; Finish)	39-29 (15-15; T3rd in West)
Home/Away/Neutral	16-7/10-17/13-5
Postseason	College World Series
Lettermen Returning/Lost	18/11
Position Starters Returning/Lost (120+ ABs)	8/2
Pitchers Returning/Lost (Min. 5 app.)	5/7
Newcomers	17 (11 Freshmen, 6 Transfers)

#### Program Information

First Year of Baseball	1885 (129th season)
First Year in SEC	1933 (Charter Member)
All-Time Record (Win %)	2,678-1,571-29 (.629)
All-Time SEC Record (Win %)	953-821-3 (.538)
SEC Championships (Last)	11 (2016)
SEC Tournament Championships (Last)	7 (2012)
NCAA Tournaments (Last)	37 (2018)
NCAA Super Regionals (Last)	8 (2018)
College World Series (Last)	10 (2018)

### Pronunciation Guide

Trysten Barlow	TRIS-ten
Hunter Blalock	BLAY-lock
Kale Breaux	BRO
Eric Cerantola	Sare-an-TOE-la
Jack Eagan	E-ginn (hard G)
Justin Foscue	Foss-Q
Jake Gautreau	Go-tro (both long O)
Rowdey Jordan	Rouw-D
Chris Lemonis	LUH-moan-iss
Jared Liebelt	LEE-belt
Christian MacLeod	Mc-CLOUD
Elijah MacNamee	Mac-NUH-me
Basiel Williams	Basil (like the spice)



## CHRIS LEMONIS

Head Coach | First Season at Mississippi State (Fifth Overall)



When Chris Lemonis stepped to the podium on June 25, 2018 at Dudy Noble Field to become the 18th head baseball coach in Mississippi State's storied history, a journey of nearly 40 years came full circle. The son of a 1973 State graduate, Lemonis resided in Starkville as a child and now returned to lead one of the perennial powerhouses in college baseball.

One of the top recruiters and player development coaches in the country, Lemonis has seen success at every coaching stop. After helping his alma mater, The Citadel, to five NCAA Regional appearances in 12 seasons as an assistant coach, Lemonis joined college teammate Dan McDonnell's staff at Louisville and quickly turned the Cardinals into a consistent Omaha contender. After helping Louisville to seven postseason berths in eight years, the 2013 American Baseball Coaches Association/Baseball America Assistant Coach of the Year headed to Indiana University to take his first head coaching job in 2015.

In his first season at the helm of Indiana, the Hoosiers found themselves in the NCAA Tournament and, after finishing third in the Big Ten standings during his second season, Lemonis became the first coach in program history to take IU to back-to-back NCAA Tournaments in years three and four. The 2018 Hoosiers took the No. 2 seed into the NCAA Austin Regional, falling in the regional final to eventual College World Series participant Texas. Three of IU's eight appearances in the NCAA Tournament came under Lemonis' watch.

Overall, Lemonis enters his 25th season as a collegiate coach in 2019, making three College World Series appearances as a coach, earning 15 NCAA tournament berths and aiding in three 50-win seasons. His pupils have earned 25 All-America honors, 12 Freshman All-America laurels and 65 have signed professional baseball contracts, with 14 getting the call up to Major League Baseball.

Owning a head coaching record of 141-91-2, Lemonis was also a part of nearly 800 wins as an assistant coach. During his time at Indiana, Lemonis' teams averaged 35.3 wins per season, including a 40-win campaign during his final season in Bloomington. He averaged 39.2 victories per year during his career in an assistant role, bolstered by a 44.9 wins-per-season average at Louisville. The Cardinals were college baseball's winningest program during that eight-year span.

Lemonis' 15 postseason appearances have spanned all three of his coaching stops, with five coming as an assistant at The Citadel, seven during his assistant coaching tenure at Louisville and three as the head coach at Indiana. The Cardinals advanced to the Super Regionals on four occasions, punching a ticket to Omaha three times.

Along with his success on the field, Lemonis has always held academics to the highest standard, as well. In his final season at Indiana, a program-record 16 baseball student-athletes were named to the Big Ten Spring Academic Honor Roll, while 26 Cardinal baseball student-athletes earned ACC Honor Roll selections during his final season in Louisville. Already at Mississippi State, Lemonis has shown his dedication to his student-athletes in the classroom, as the program posted a 3.04 GPA during the fall semester.

Lemonis not only understands what it takes to get to Omaha as a coach but also as a player. A 1992 graduate of The Citadel, Lemonis added a 1990 appearance in the College World Series as a student-athlete. The appearance makes the Bulldogs one of just three school in Southern Conference history (Duke, Wake Forest) and only current member of the conference to advance to Omaha.

A two-time All-Southern Conference honoree, Lemonis led The Citadel in home runs three times. During his senior season, Lemonis led the Bulldogs with a .367 average, 19 doubles, 52 runs, 10 home runs and 66 RBIs. A member of the 1993 All-Southern Conference Tournament team, Lemonis ranks among the top 15 all-time at The Citadel in RBIs (152), home runs (23) and slugging percentage (.538).

Lemonis' father, Thomas, was a 1973 Mississippi State graduate in electrical engineering, with Chris living in Starkville as a newborn during his father's time at State.

A native of Myrtle Beach, S.C., Lemonis and his wife, Jill, have two daughters, Marissa and Mackenzie.

### Personal

<b>Hometown:</b>	Myrtle Beach, S.C.
<b>Wife:</b>	Jill Lemonis
<b>Children:</b>	Marissa & Mackenzie Lemonis
<b>College:</b>	The Citadel, 1992

### Coaching Career

2019-	Mississippi State Head Coach
2015-18	Indiana Head Coach
2007-14	Louisville Assistant Coach
2003-06	The Citadel Associate Head Coach
1995-2002	The Citadel Assistant Coach

### Lemonis Year-by-Year

#### As a Head Coach

Yr.	School	Record	Postseason
2019	Mississippi State	38-10	--
2018	Indiana	40-19	NCAA Regional
2017	Indiana	34-24-2	NCAA Regional
2016	Indiana	32-24	--
2015	Indiana	35-24	NCAA Regional
<b>Totals</b>	<b>Four Seasons</b>	<b>179-101-2</b>	<b>3 NCAA Regionals</b>

#### As an Assistant Coach

2014	Louisville	50-17	College World Series
2013	Louisville	51-14	College World Series
2012	Louisville	41-22	NCAA Regional
2011	Louisville	32-29	
2010	Louisville	50-14	NCAA Regional
2009	Louisville	47-18	NCAA Super Regional
2008	Louisville	41-21	NCAA Regional
2007	Louisville	47-24	College World Series
2006	The Citadel	34-27	
2005	The Citadel	25-34	
2004	The Citadel	39-28	NCAA Regional
2003	The Citadel	32-25	
2002	The Citadel	31-26	
2001	The Citadel	38-24	NCAA Regional
2000	The Citadel	39-20	
1999	The Citadel	41-20	NCAA Regional
1998	The Citadel	37-24	NCAA Regional
1997	The Citadel	37-21	
1996	The Citadel	33-26	
1995	The Citadel	39-21	NCAA Regional
<b>Totals</b>	<b>20 Seasons</b>	<b>784-455</b>	<b>15 NCAA Regionals</b>

Four NCAA Super Regionals  
Three College World Series





## Mississippi State When...

	2018	2019
Overall	39-29	38-10
vs. Top-5 Teams	10-1	5-1
vs. Top-10 Teams	10-1	5-5
vs. Top-25 Teams	18-18	11-10
Non-Conference	24-14	23-1
SEC	15-15	15-9
SEC East	5-7	7-2
SEC West	10-8	8-7
At Home	16-7	28-4
On the Road	10-17	7-6
At Neutral Sites	13-5	3-0
In Day Games	18-15	22-5
In Night Games	21-14	16-5
vs. Teams .500 Or Better	31-24	23-10
vs. Teams Worse Than .500	8-5	15-0
vs. Left-Handed Starter	15-6	11-2
vs. Right-Handed Starter	24-23	27-8
When Starter Receives Decision	21-15	22-8
When Reliever Receives Decision	18-14	16-2
When Starter Goes 5+ Innings	25-12	22-7
When Starter Goes <5 Innings	14-17	16-3
When Scoring First	23-8	25-4
When Opponent Scores First	16-21	13-6
When Leading After 6 Innings	25-5	30-1
When Trailing After 6 Innings	7-22	3-8
When Tied After 6 Innings	7-2	5-1
When Leading After 8 Innings	32-3	35-0
When Trailing After 8 Innings	2-25	0-8
When Tied After 8 Innings	5-1	2-1
In One-Run Games	7-6	8-4
In Two-Run Games	10-1	4-2
In 5+ Run Games	17-9	21-4
Weekend Series W-L-T	6-7	9-2-0
Series Sweeps/Times Swept	3/2	4/1
When Scoring 0-2 Runs	1-14	0-6
When Scoring 3-5 Runs	10-13	9-4
When Scoring 6-9 Runs	13-1	15-0
When Scoring 10+ Runs	15-1	14-0
Shutouts/Times Shut Out	3/3	4/2
In Extra Innings	6-3	1-1
When Opponent Scores 4 Runs Or Less	25-8	28-4
When Opponent Scores 5 Runs Or More	14-21	10-6
When Out-Hitting Opponent	28-8	32-2
When Out-Hit by Opponent	7-20	4-6
When Hits Are Equal	4-1	2-2
When Hitting A Home Run	24-9	27-4
When Opponent Hits A Home Run	21-13	15-6
When Errorless	15-12	15-4
When Committing One Error	14-7	11-3
When Committing 2+ Errors	10-10	12-3
When Opponent is Errorless	9-14	8-7
When Opponent Commits One Error	17-11	10-2
When Opponent Commits 2+ Errors	13-4	20-1
Game 1 of Weekend	7-8	9-3
Game 2 of Weekend	9-6	8-4
Game 3 of Weekend	8-7	8-3
Monday	1-0	--
Tuesday	4-2	6-0
Wednesday	6-3	7-0
Thursday	1-1	1-1
Friday	8-9	9-4
Saturday	10-8	9-5
Sunday	9-6	6-0

Uniform breakdown on page 6

NOTE: Rankings based on Baseball America poll.

## How It Was Won

Below is a chart representing how the eventual game-winning run was recorded for Mississippi State in 2019.

Gm	Opponent	Final	Player	Inn.	Outs	Play	Score at Time
1.	Youngstown State	14-3	Tanner Allen	8	--	RBI fielder's choice	3-3
2.	Youngstown State	14-2	Justin Foscue	1	1	Sacrifice fly to right-center field	2-2
3.	Youngstown State	8-0	Justin Foscue	2	--	Solo home run	0-0
4.	UAB	3-2	Jake Mangum	7	2	2RBI single to right field	1-2
5.	Southern Miss	0-1	---				
6.	Southern Miss	8-1	Jake Mangum	2	2	RBI single through the left side	1-0
7.	Southern Miss	4-3	Tanner Allen *	9	2	RBI double down the right-field line	3-3
8.	Jackson State	17-4	Justin Foscue	3	2	2-run home run to left-center field	3-0
9.	Southeastern Louisiana	12-0	Justin Foscue	1	1	Grand Slam to left field	0-0
10.	vs. Sam Houston State	5-4	Justin Foscue	8	--	Scored on a fielding error by the shortstop	4-4
11.	vs. Texas Tech	4-2	Tanner Allen	5	2	Scored on a fielding error by the shortstop	2-1
12.	East Carolina	4-1	Gunner Halter	5	1	RBI single through the right side	1-0
13.	Arkansas-Pine Bluff	14-1	Marshall Gilbert	2	1	RBI single up the middle	1-0
14.	Maine	9-2	Jordan Westburg	5	1	3-run home run to left field	1-0
15.	Maine	5-1	Dustin Skelton	2	--	2-run home run to left-center field	1-0
16.	Maine	9-8	Elijah MacNamee	8	2	RBI single through the left side	8-8
17.	Grambling	18-1	Josh Hatcher	4	2	RBI double to left-center field	1-1
18.	at Florida	6-5	Elijah MacNamee	9	1	2RBI double to left-center field	4-2
19.	at Florida	10-5	Jordan Westburg	7	--	RBI double to right-center field	5-1
20.	at Florida	2-4	---				
21.	Little Rock	15-4	Elijah MacNamee	2	1	RBI fielder's choice	4-4
22.	at Samford	6-4	Jake Mangum	7	2	RBI single through the left side	4-4
23.	Auburn	5-6	---				
24.	Auburn	15-2	Dustin Skelton	1	1	RBI single to left-center field	2-0
25.	Auburn	20-15	Jordan Westburg	8	1	RBI double to right-center field	15-15
26.	Mississippi Valley State	18-5	Elijah MacNamee	5	--	2RBI single to center field	5-5
27.	LSU	6-5	---				
28.	LSU	5-10	---				
29.	LSU	2-11	---				
30.	ULM	21-8	Rowdey Jordan	4	1	RBI single to first base	7-4
31.	at Tennessee	6-3	Tanner Allen	11	2	RBI single to left-center field	3-2
32.	at Tennessee	1-2	---				
33.	at Tennessee	7-5	Jake Mangum	6	2	2RBI double down the left-field line	4-3
34.	South Alabama	7-5	Tanner Allen	7	1	3-run home run to center field	4-3
35.	Alabama	6-0	Brad Cumbest	2	1	RBI single to left field	0-0
36.	Alabama	9-1	Rowdey Jordan	4	1	2RBI single to left field	0-0
37.	Alabama	13-3	Rowdey Jordan	2	2	RBI single through the right side	3-0
38.	Texas Southern	5-1	Justin Foscue	8	--	RBI single through the left side	1-1
39.	at Arkansas	3-5	---				
40.	at Arkansas	5-12	---				
41.	at Arkansas	2-10	---				
42.	vs. Ole Miss	8-1	Justin Foscue	6	1	2RBI Double down the right-field line	1-1
43.	Georgia	19-3	Tanner Allen	2	2	RBI walk	3-1
44.	Georgia	9-3	Jordan Westburg	2	1	Sacrifice fly to center field	3-0
45.	Georgia	6-5	Josh Hatcher	8	--	Fielder's choice double play score a run	6-1
46.	at Texas A&M	4-0	Rowdey Jordan	4	--	Sacrifice fly to center field	0-0
47.	at Texas A&M	0-1	---				
48.	at Texas A&M	4-3	Justin Foscue	7	2	Solo home run to left field	4-1

\* - Walk-off hit





## Inside the Series

### Series Notes

- Mississippi State and Memphis will meet for the 78th time in program history on Wednesday. The Diamond Dawgs own a 51-26 all-time record against the Tigers.
 

Overall	Mississippi State leads 51-26
In Starkville	Mississippi State leads 33-13
In Memphis	Mississippi State leads 16-13
Neutral Site Games	Mississippi State leads 2-0
- Mississippi State has reeled off eight-straight wins twice in the series, doing so from 1996-2003 and 2004-07. One loss broke those streaks up, giving MSU a 16-1 record between 1996-2007.
- Since 2000, the two programs have met in all but three seasons, with the 2001, 2002 and 2012 seasons not featuring a meeting on the diamond.
- The longest winning streak for Memphis in the series sits at four games, winning both meetings in both the 1972 and 73 seasons
- The first meeting between the two programs came in 1950, as State swept a two-game series with Memphis by scores of 14-2 and 11-1.
- Since 2003, the two teams have met nine times at Autozone Park, home of the Triple-A Memphis Redbirds, and MSU is 5-4 in those contests, with those games counting as home games for Memphis.
- Over the last 25 meetings, State has dropped just five of those and owns a 7-3 mark in the last ten games of the series.

### Recent Series History

Year	Location	Result
3/3/1998	Starkville	W, 8-7 (10)
3/4/1998	Starkville	W, 9-1
3/7/2000	Millington, Tenn.	W, 14-2
3/8/2000	Millington, Tenn.	W, 4-1
3/17/2003	Memphis %	W, 12-3
3/18/2003	Memphis %	L, 7-8 (10)
4/20/2004	Starkville	W, 10-2
4/21/2004	Starkville	W, 7-2 (6)
3/15/2005	Starkville	W, 11-8
3/16/2005	Starkville	W, 4-2
4/18/2006	Memphis	W, 12-8
4/19/2006	Memphis %	W, 5-3
3/27/2007	Starkville	W, 9-8
3/28/2007	Starkville	W, 11-9
4/8/2008	Memphis %	L, 8-9 (10)
3/25/2009	Starkville	W, 6-3
5/12/2009	Memphis %	W, 6-5
3/24/2010	Starkville	W, 7-6
5/17/2011	Memphis %	W, 8-3
4/23/2013	Memphis	W, 12-1
2/19/2014	Starkville	L, 4-6
4/7/2015	Memphis %	L, 1-7
4/13/2016	Starkville	W, 11-1
3/28/2017	Memphis %	W, 8-3
4/18/2018	Memphis %	L, 1-6

% - Games played at Autozone Park in Memphis, Tenn. as a home game for Memphis.

## Week-by-Week Polls

Week	BA	CB	D1	BW	PG	USA	RPI
Preseason	9	27	14	13	17	15	--
Week 1 - Feb. 18	9	25	14	12	17	--	--
Week 2 - Feb. 25	9	16	12	11	17	--	--
Week 3 - March 4	8	8	7	7	6	8	64
Week 4 - March 11	7	5	6	5	5	5	75
Week 5 - March 18	2	2	2	2	2	4	39
Week 6 - March 25	2	4	2	3	2	2	18
Week 7 - April 1	5	10	8	9	6	8	28
Week 8 - April 8	5	10	6	T5	5	6	12
Week 9 - April 15	3	3	3	3	2	2	10
Week 10 - April 22	9	9	9	10	11	8	12
Week 11 - April 29	6	7	6	7	6	7	5
Week 12 - May 6	5	6	5	6	5	6	3
Week 13 - May 13							
Week 14 - May 20							
Week 15 - May 27							
Final Poll							

BA - Baseball America, CB - Collegiate Baseball Newspaper, D1 - D1Baseball, BW - National Collegiate Baseball Writers Association, PG - Perfect Game, USA - USA Today Coaches Poll, RPI - NCAA RPI

## In The Polls

Baseball America			Collegiate Baseball			D1Baseball			NCBWA			Perfect Game			USA Today/Coaches		
1. UCLA	37-8	1	1. UCLA	37-8	1	1. UCLA	37-8	1	1. UCLA	37-8	1	1. UCLA	37-8	1	1. UCLA	37-8	1
2. Vanderbilt	38-9	3	2. Vanderbilt	38-9	2	2. Stanford	34-8	2	2. Vanderbilt	38-9	2	2. Vanderbilt	38-9	4	2. Vanderbilt	38-9	2
3. Stanford	34-8	2	3. Louisville	39-9	4	3. Vanderbilt	38-9	4	3. Stanford	34-8	2	3. Stanford	34-8	3	3. Stanford	34-8	3
4. Arkansas	37-12	5	4. Stanford	34-8	3	4. Arkansas	37-12	5	4. Louisville	39-9	5	4. Arkansas	37-12	5	4. Arkansas	37-12	6
5. Mississippi State	38-10	6	5. Arkansas	37-12	6	5. Mississippi State	38-10	6	5. Arkansas	37-12	6	5. Mississippi State	38-10	6	5. Louisville	39-9	5
6. Louisville	39-9	7	6. Mississippi State	38-10	7	6. Louisville	39-9	7	6. Mississippi State	38-10	7	6. Louisville	39-9	7	6. Mississippi State	38-10	7
7. Georgia	37-12	8	7. UC Santa Barbara	36-7	8	7. Georgia Tech	33-14	8	7. Georgia	37-12	9	7. East Carolina	36-11	8	7. Georgia	37-12	8
8. East Carolina	36-11	9	8. Georgia	37-12	9	8. Georgia	37-12	9	8. East Carolina	36-11	8	8. UC Santa Barbara	36-7	10	8. Georgia Tech	33-14	9
9. Texas Tech	33-14	11	9. East Carolina	36-11	10	9. East Carolina	36-11	10	9. Texas Tech	33-14	10	9. Georgia Tech	33-14	11	9. East Carolina	36-11	10
10. Georgia Tech	33-14	10	10. North Carolina	34-12	11	10. Texas Tech	33-14	11	10. Georgia Tech	33-14	12	10. Georgia	37-12	12	10. Texas Tech	33-14	12
11. Ole Miss	32-17	18	11. Oregon State	31-14-1	5	11. Ole Miss	32-17	13	11. North Carolina	34-12	11	11. Texas Tech	33-14	13	11. Oregon State	31-14-1	4
12. Oregon State	31-14-1	4	12. Georgia Tech	33-14	14	12. Oregon State	31-14-1	3	12. Oregon State	31-14-1	4	12. Ole Miss	32-17	15	12. North Carolina	34-12	11
13. UC Santa Barbara	36-7	13	13. Ole Miss	32-17	17	13. North Carolina	34-12	15	13. UC Santa Barbara	36-7	13	13. Oregon State	31-14-1	2	13. UC Santa Barbara	36-7	13
14. North Carolina	34-12	14	14. Baylor	32-13	15	14. Baylor	32-13	16	14. Baylor	32-13	15	14. North Carolina	34-12	14	14. Ole Miss	32-17	15
15. Baylor	32-13	16	15. Texas Tech	33-14	16	15. LSU	30-18	12	15. Ole Miss	32-17	16	15. LSU	30-18	9	15. Baylor	32-13	18
16. LSU	30-18	12	16. Oklahoma State	28-16	21	16. UC Santa Barbara	36-7	18	16. LSU	30-18	14	16. Baylor	32-13	20	16. NC State	37-12	19
17. NC State	37-12	21	17. Arizona State	33-12	12	17. Texas A&M	32-17-1	14	17. Miami (Fla.)	34-14	20	17. NC State	37-12	22	17. LSU	30-18	14
18. Miami (Fla.)	34-14	23	18. LSU	30-18	13	18. Oklahoma State	28-16	NR	18. Texas A&M	32-17-1	17	18. Miami (Fla.)	34-14	23	18. Texas A&M	32-17-1	17
19. Texas A&M	32-17-1	15	19. Michigan	34-11	22	19. NC State	37-12	20	19. NC State	37-12	21	19. Texas A&M	32-17-1	16	19. Miami (Fla.)	34-14	21
20. Missouri	33-16-1	24	20. NC State	37-12	20	20. Miami (Fla.)	34-14	21	20. Oklahoma State	28-16	30	20. West Virginia	28-17	18	20. Arizona State	33-12	16
21. West Virginia	28-17	17	21. Texas A&M	32-17-1	19	21. Missouri	33-16-1	24	21. West Virginia	28-17	19	21. Michigan	34-11	24	21. Oklahoma State	28-16	NR
22. Oklahoma State	28-16	NR	22. Miami (Fla.)	34-14	24	22. West Virginia	28-17	17	T22. Arizona State	33-12	18	22. Missouri	33-16-1	NR	22. Missouri	33-16-1	T25
23. Michigan	34-11	NR	23. Florida State	30-16	25	23. Florida State	30-16	23	T22. Missouri	33-16-1	29	23. UC Irvine	29-13	17	23. West Virginia	28-17	20
24. Arizona State	33-12	20	24. FAU	32-15	NR	24. Iowa	29-17	NR	24. Michigan	34-11	26	24. BYU	31-12	NR	24. Tennessee	32-16	23
25. BYU	31-12	25	25. Indiana	31-16	23	25. Illinois	31-16	NR	25. Florida State	30-16	27	25. Oklahoma State	28-16	NR	25. Florida State	30-16	T25
			26. Iowa	29-17	NR				26. BYU	31-12	25						
			27. Duke	28-18	26				27. Tennessee	32-16	24						
			28. Central Michigan	34-12	NR				28. Illinois	31-16	NR						
			29. Fresno State	30-13-1	NR				29. Auburn	29-18	28						
			30. BYU	31-12	27				30. UC Irvine	29-13	22						

2019 Opponents in Bold

## Mangum's Record Watch

### Career Hits - Mississippi State

Player (Seasons)	Hits
1. <b>Jake Mangum (2016-present)</b>	<b>360</b>
2. Jeffrey Rea (2004-07)	335
3. Richard Lee (1995-98)	328
4. Travis Chapman (1997-2000)	327
5. Steve Gendron (2001-04)	316

### Career Hits - Southeastern Conference

Player (Seasons)	Hits
1. <b>Jake Mangum, Mississippi State (2016-present)</b>	<b>360</b>
2. Eddy Furniss, LSU (1995-98)	352
3. Preston Tucker, Florida (2009-12)	341
Jay Waggoner, Auburn (1992-95)	341
5. <b>Jeffery Rea, Mississippi State (2004-07)</b>	<b>335</b>
6. Taylor Dugas, Alabama (2009-12)	334
7. Blake Dean, LSU (2007-10)	332
8. <i>Antoine Duplantis, LSU (2016-present)</i>	330
9. <b>Richard Lee, Mississippi State (1995-98)</b>	<b>328</b>
10. <b>Travis Chapman, Mississippi State (1997-00)</b>	<b>327</b>
Jason Williams, LSU (1993-96)	327
12. Andy Phillips, Alabama (1996-99)	322
13. Mark Ellis, Florida (1996-99)	319
14. <b>Steve Gendron, Mississippi State (2001-04)</b>	<b>316</b>
15. Chris Burke, Tennessee (1999-01)	314

### Batting Average

Player (Seasons)	H-AB	Avg.
1. Will Clark (1983-85)	209-34	.391
2. Mark Gillaspie (1980-81)	139-362	.384
3. Rafael Palmeiro (1983-85)	268-720	.372
4. Jimmy Bragan (1948-50)	86-233	.369
5. Jackie Parker (1953-54)	52-142	.366
Tommy Raffo (1987-90)	278-760	.366
7. <b>Jake Mangum (2016-present)</b>	<b>355-975</b>	<b>.365</b>
8. Braxton Nail (1952-55)	55-152	.362
9. Dan Paradoa (1986-87)	159-441	.361
10. Brian Wiese (1996-99)	242-674	.359

### Career At-Bats

Player (Seasons)	At-Bats
1. Jeffrey Rea (2004-07)	998
2. Steve Gendron (2001-04)	994
3. Matthew Maniscalco (2000-03)	993
4. <b>Jake Mangum (2016-present)</b>	<b>985</b>
5. Richard Lee (1995-98)	967
6. Burke Masters (1987-90)	937
7. Travis Chapman (1997-2000)	919
8. Brad Hildreth (1986-89)	877
9. Brad Freeman (1995-98)	870
10. Rex Buckner (1990-93)	837

### Career Runs

Player (Seasons)	Runs
1. Dan Van Cleve (1981-85)	232
2. Burke Masters (1987-90)	227
3. Rafael Palmeiro (1983-85)	224
4. Travis Chapman (1997-2000)	221
5. Richard Lee (1995-98)	219
6. <b>Jake Mangum (2016-present)</b>	<b>210</b>
7. Jeffrey Rea (2004-07)	207
8. Brad Winkler (1980-83)	203
9. Matthew Maniscalco (2000-03)	197
10. Brad Freeman (1995-98)	192

## Mangum's Mastery

### SEC Hit King

- Senior **Jake Mangum** used a second-inning single against No. 3 Georgia to break a 21-year-old Southeastern Conference record and become the conference's all-time hits leader.
- Mangum passed LSU's **Eddy Furniss** (352; 1995-98) and now has 360 career hits.
- The SEC career hits record has been closely watched by both MSU and LSU fans all season, as Tiger's senior **Antoine Duplantis** has 330 career hits.
- His career total of 355 hits also make him Mississippi State's Hit King, as he passed **Jeffery Rea** (335; 2004-07) with his third hit in the series opening victory at Tennessee on April 5.
- For his career, Mangum averages 1.48 hits per game.
- The NCAA record books will now list the top 15 student-athletes in career hits, as Mangum jumped onto the list with his 355 hit in the series finale versus Georgia.

### Career Hits - NCAA

1. Phil Stephenson, Wichita State (1979-82)	418
2. Khalil Greene, Clemson (1999-2002)	403
3. Steve Stanley, Notre Dame (1999-2002)	385
4. John Fishel, Cal State Fullerton (1982-85)	379
5. Jim Thomas, Wichita State (1979-82)	373
6. Tim Raley, Wichita State (1984-87)	370
7. John Gall, Stanford (1997-2000)	368
8. Jake Weber, NC State (1995-98)	366
9. Philip Hartig, The Citadel (1998-2001)	360
<b>Jake Mangum, Miss. State (2016-present)</b>	<b>360</b>
11. Gary Cooper, BYU (1983-86)	359
12. Sam Fuld, Stanford (2001-04)	356
Sonny Meade, The Citadel (2006-09)	355
Chris Campbell, Col. of Charleston (2004-07)	355

### Leading Off

- Senior **Jake Mangum** has played in 243 career games and hit in the leadoff spot in 200 of those contests.
- In 200 plate appearances to start a game (bottom or top of the first inning), Mangum has been a true table setter on 84 occasions.
- Mangum owns 66 hits in the first plate appearance of the game, giving him a hit in 33.0% of his game-starting appearances.
- Add in his 14 walks and four hit-by-pitch and Mangum has been on base after his first plate appearance 42.0% of the time.

### Mangum's Milestones

- As senior Jake Mangum moves up the Mississippi State and Southeastern Conference career hits charts, below are his milestone hits.
  - 1st hit - Alcorn State, March 11, 2016
  - 8th career game
  - 100th hit - Indiana State, Feb. 25, 2017
  - 70th career game (62 game between)
  - 200th hit - Southeastern Louisiana, March 14, 2018
  - 144th career game (74 games between)
  - 300th hit - Grambling, March 13, 2019
  - 212th career game (68 games between)
  - 336th hit - at Tennessee, April 5, 2019 (MSU Record)
  - 226th career game (14 games between)
  - 353rd hit - Georgia, April 27, 2019 (SEC Record)
  - 239th career game (13 games between)

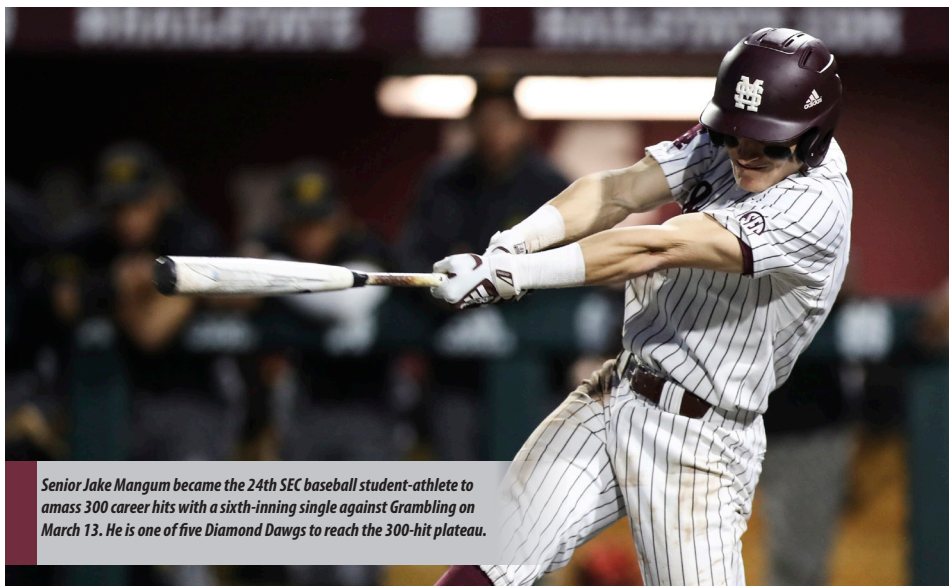
### NCAA Active Leaders

- Senior **Jake Mangum** currently leads all active NCAA Division I baseball student-athletes in hits at 360, while the Pearl, Mississippi native is also among the top 30 in nine other categories.

Rank	Statistic	Value
1	Hits	360
2	At Bats	985
3	Games Played	243
3	Runs	210
4	Doubles	66
5	Total Bases	461
9	Batting Average	.365
15	Hit by Pitch	40
30	Triples	10
30	Stolen Bases	54


### Reaching Base

- In 48 games in 2019, senior **Jake Mangum** has reached base safely in 44 of those.
- The senior owns at least one hit in 189 of 224 games started (84.3%), 197 of 239 games with at least one plate appearances (82.4%) and 197 of 243 games played (81.0%)
- Has reached base in 204 of 224 games started (91.0%), 214 of 239 games with at least one plate appearances (89.5%) and 214 of 243 games played (88.0%)
- Along those same lines, Mangum has posted 104 career multi-hit games, which gives him multiple hits in 42.7% of his career games played.



Senior Jake Mangum became the 24th SEC baseball student-athlete to amass 300 career hits with a sixth-inning single against Grambling on March 13. He is one of five Diamond Dawgs to reach the 300-hit plateau.





### Mississippi State is HitU

- With a sixth-inning single against Grambling on March 13, senior **Jake Mangum** joined an exclusive group of Southeastern Conference baseball student-athletes.
- That hit pushed Mangum into the 300-hit club, making him one of just 25 SEC baseball student-athletes to reach the mark, including one of five Diamond Dawgs.
- Mangum joins the following MSU student-athletes to post 300 hits;

#### **Jake Mangum (360; 2016-present)**

Jeffery Rae (335; 2004-07)  
Richard Lee (328; 1995-98)  
Travis Chapman (327; 1997-2000)  
Steve Gendron (316; 2001-04)

- While LSU (6) and Alabama (5) also have at least five student-athletes among the top 25 all-time hit leaders, State holds the distinction of all five 300-hit club members ranking in the top-15.
- With Rae, Lee, Chapman, Gendron and Mangum each sitting among the top-15 in SEC career hits, only LSU (4) has more than two. Alabama and Florida have two, while Auburn and Tennessee have one apiece.

### Mangum Goes for 100

- Senior **Jake Mangum** became the fifth Diamond Dawg in program history to collect 100 hits in a season during the 2018 campaign.
- "The Mayor" posted 101 hits, the fourth-most in a single-season in MSU history.
- His 100-hit season was the first since **Adam Frazier** did it during the 2013 campaign, logging a school-record 107 hits.
- The complete list of Bulldogs with 100-plus hits in a season is below;

Adam Frazier (107; 2013)  
Brian Wiese (103; 1998)  
Tommy Raffo (102; 1989)  
**Jake Mangum (101; 2018)**  
Richard Lee (100; 1997)

### Mangum's Record Watch (cont.)

#### Career Doubles

<i>Player (Seasons)</i>	<i>Doubles</i>
1. Travis Chapman (1997-2000)	71
2. Richard Lee (1995-98)	66
<b>Jake Mangum (2016-present)</b>	<b>66</b>
4. Pete Young (1987-89)	56
5. Dan Van Cleve (1981-85)	55

#### Career Triples

<i>Player (Seasons)</i>	<i>Triples</i>
1. Mike Kelley (1976-79)	20
2. Ted Milton (1969-72)	14
3. Brad Winkler (1980-83)	12
4. Matthew Maniscalco (2000-03)	11
5. Rex Buckner (1990-93)	10
Jeff Butts (2003-06)	10
Ryan Collins (2008-11)	10
<b>Jake Mangum (2016-present)</b>	<b>10</b>
9. Cody Brown (2014-17)	9
Gator Thiesen (1984-85)	9
Tracy Echols (1986-87,89-90)	9
Jeffrey Rea (2004-07)	9

#### Career Total Bases

<i>Player (Seasons)</i>	<i>Total Bases</i>
1. Richard Lee (1995-98)	544
2. Rafael Palmeiro (1983-85)	530
3. Travis Chapman (1997-2000)	482
4. Tommy Raffo (1987-90)	477
5. Connor Powers (2007-10)	471
6. Matthew Maniscalco (2000-03)	468
<b>7. Jake Mangum (2016-present)</b>	<b>461</b>
8. Jon Knott (1998-2001)	460
9. Will Clark (1983-85)	433
10. Tracy Echols (1986-87,89-90)	420

#### Career Stolen Bases

<i>Player (Seasons)</i>	<i>Stolen Bases</i>
1. Mike Kelley (1976-79)	79
2. Dan Van Cleve (1981-85)	70
3. Brad Winkler (1980-83)	60
4. Dave Klipstein (1979-82)	54
Grant Hogue (2008-09)	54
<b>Jake Mangum (2016-present)</b>	<b>54</b>
7. Pete White (1980-83)	51
8. Matthew Maniscalco (2000-03)	46
Jacob Robson (2013-16)	46
10. Jeffrey Rea (2004-07)	43

#### Career Games Played

<i>Player (Seasons)</i>	<i>Games Played</i>
1. Burke Masters (1987-90)	251
2. Richard Lee (1995-98)	248
Travis Chapman (1997-2000)	248
4. Brad Freeman (1995-98)	246
Matthew Maniscalco (2000-03)	246
<b>6. Jake Mangum (2016-present)</b>	<b>243</b>
7. Steve Gendron (2001-04)	242
8. Rex Buckner (1990-93)	240
9. Brad Hildreth (1986-89)	237
Tracy Echols (1986-87,89-90)	237

### Breaking Jake Down

The Southeastern Conference's all-time hits leader has done it many ways and below is a breakdown of senior **Jake Mangum's** 355 hits.

<i>Multi-Hit</i>	<i>(2)</i>	<i>(3)</i>	<i>(4)</i>	<i>(5+)</i>	<i>Total</i>
Fr.	11	7	3	1	22
So.	18	6	3	--	27
Jr.	19	9	1	1	30
Sr.	15	5	3	2	25
<b>Totals</b>	<b>63</b>	<b>27</b>	<b>10</b>	<b>4</b>	<b>104</b>

<i>Batting</i>	<i>Fr.</i>	<i>So.</i>	<i>Jr.</i>	<i>Sr.</i>	<i>Total</i>
Right-handed	13	30	29	24	96
Left-handed	71	60	72	61	264
<b>Lead-off Hit</b>	<b>13</b>	<b>13</b>	<b>22</b>	<b>18</b>	<b>66</b>

- First at bat of the top or bottom of the first inning

<b>With 2 Outs</b>	14	29	26	19	88
<b>Runners in</b>	19	28	28	27	102
<b>Scoring Position</b>					

<i>By Site</i>	<i>Fr.</i>	<i>So.</i>	<i>Jr.</i>	<i>Sr.</i>	<i>Total</i>
Home	43	49	39	60	191
Away	30	33	32	21	116
Neutral	11	8	30	4	53

<i>In the Order</i>	<i>Fr.</i>	<i>So.</i>	<i>Jr.</i>	<i>Sr.</i>	<i>Total</i>
Leadoff	64	70	101	85	320
2nd	12	--	--	--	12
3rd	--	11	--	--	11
4th	1	--	--	--	1
5th	2	9	--	--	11
6th	1	--	--	--	1
7th	--	--	--	--	--
8th	2	--	--	--	2
9th	2	--	--	--	2



## Hitting Totals/Streaks

MULTI-HIT GAMES	2	3	4	5+	2019	Career
Jake Mangum	15	5	3	2	25	104
Justin Foscue	14	6	1	--	21	31
Jordan Westburg	14	4	1	--	19	26
Tanner Allen	10	5	1	--	16	40
Elijah MacNamee	14	2	--	--	16	40
Rowdey Jordan	6	4	1	--	11	31
Dustin Skelton	6	2	1	--	9	20
Gunner Halter	6	1	--	--	7	7
Marshall Gilbert	5	--	--	--	5	13
Josh Hatcher	5	--	--	--	5	17
Brad Cumbest	1	2	--	--	3	3
Luke Hancock	1	--	--	--	1	1
Hayden Jones	1	--	--	--	1	1
Landon Jordan	1	--	--	--	1	1
<b>TEAM</b>	<b>99</b>	<b>31</b>	<b>8</b>	<b>2</b>	<b>140</b>	--

MULTI-RBI GAMES	2	3	4	5+	2019	Career
Justin Foscue	9	3	3	--	15	21
Jordan Westburg	4	5	2	1	12	19
Dustin Skelton	4	4	--	2	10	16
Tanner Allen	4	2	2	2	10	18
Jake Mangum	8	2	--	--	10	29
Elijah MacNamee	7	2	--	1	10	26
Rowdey Jordan	7	1	1	--	9	19
Luke Hancock	1	1	--	--	2	2
Hayden Jones	2	--	--	--	2	2
Landon Jordan	2	--	--	--	2	2
Gunner Halter	2	--	--	--	2	2
Josh Hatcher	2	--	--	--	2	8
Brad Cumbest	1	--	--	--	1	1
Marshall Gilbert	--	1	--	--	1	6
<b>TEAM</b>	<b>53</b>	<b>21</b>	<b>8</b>	<b>6</b>	<b>88</b>	--

HITTING STREAKS	Current	2019 Long	Career
Jake Mangum	7	20	27 *
Dustin Skelton	1	13	13
Elijah MacNamee	1	12	12
Justin Foscue	1	10	10
Jordan Westburg	--	8	8
Rowdey Jordan	--	7	7
Tanner Allen	--	7	11
Josh Hatcher	--	6	6
Gunner Halter	1	5	5
Landon Jordan	1	4	4
Hayden Jones	--	3	3
Luke Hancock	1	3	3
Marshall Gilbert	1	3	6
Brad Cumbest	1	2	2
Bryce Brock	1	1	1
---			
Cole Gordon	--	--	3
Spencer Price	1	--	1

REACHED BASED	CURRENT	2019	CAREER
Elijah MacNamee	1	28	31
Dustin Skelton	4	24	24
Jake Mangum	7	20	27 *
Justin Foscue	1	18	18
Gunner Halter	2	17	17
Jordan Westburg	1	15	15
Rowdey Jordan	--	15	15
Tanner Allen	2	13	13
Hayden Jones	--	7	7
Josh Hatcher	--	6	8
Marshall Gilbert	1	6	6
Landon Jordan	2	5	5
Luke Hancock	4	5	5
Brad Cumbest	1	4	4
Bryce Brock	1	1	1
---			
Cole Gordon	--	--	4
Spencer Price	1	--	1

\* - Mangum's 27-game hit and reached-base streak spanned the 2016 and 2017 seasons. His career-best single season hitting streak is 14 games, doing so during both the 2017 & 2018 seasons. He reached base in 20-straight games during the 2016 campaign.

## News and Notes

### Fastest to 30

- Mississippi State was the first Division I program to win 30 games during the 2019 season, claiming with No. 30 on Saturday, April 13 versus Alabama.
- The next afternoon, State claimed win No. 31 on the season and ended week No. 9 as the only 30-win program in the country.
- Winning the 30th game of the year in overall contest 36 equals the 1989 squad as the fastest team to 30 wins in a season in program history.
- Winning the following day against the Crimson Tide gave the 2019 edition of the Diamond Dawgs the best 37-game start in school history at 31-6.

### Moving Up the Rankings

- After a weekend series win at No. 4 Florida to open the Southeastern Conference schedule, Mississippi State moved into No. 2 nationally in five of the six major polls.

#### MORE ON PAGE 5

- Entering week 13 of the season, MSU is among the top 10 in each of the six major polls.
- The No. 2 ranking in week five was the highest since the program ascended No. 1 during the 14th week of the 2016 campaign. On May 23, 2016, MSU ranked No. 1 in the Collegiate Baseball, National Collegiate Baseball Writers Association and Perfect Game polls.
- The top two after week five had a bit of history with the rankings, as UCLA defeated MSU in the 2013 NCAA national championship series, with the Bruins finishing the year No. 1 and the Bulldogs ending the season at No. 2.

### Best Start Since...

- Through its first 26 games, MSU piled up an 23-3 record with eight wins against teams ranked in the Baseball America Top 25.
- State toppled No. 21 Southern Miss (twice), No. 8 Texas Tech No. 14 East Carolina, No. 4 Florida (twice) and No. 16 Auburn (twice) to that point in 2019.
- The 23-3 record was the best 26-game start since 1979, when the Diamond Dawgs started the year 29-3.
- The 2019 start included a 14-game winning streak that ran from Feb. 23-March 16. The streak is tied for the fourth-longest run in program history;
 

18	2006
17	2013
15	1987
<b>14</b>	<b>1985, 2019</b>
13	1970, 1976, 1979, 1981, 1999, 2015

### Foscue Hitting Long Ball

- In 2018, **Justin Foscue** hit three home runs, with each of them coming on the road. In 2019, Foscue hit his fourth home run in the ninth game of the season.
- After hitting all of his homer runs away from a season ago, Foscue is enjoy the New Dude, hitting 10 of his 13 long balls in front of the home crowd in 2019.
- With is 10th home run of the season versus South Alabama on April 10, Foscue became the first Diamond Dawg to reach double-digits in home runs since **Brent Rooker** (23; 2017).
- The sophomore enters the 12th week of the season with 13 total home runs in 2019.

### Scoring in Bunches

- After scoring 35 runs in the final two games of a home series with then-No. 16 Auburn, Mississippi State piled up 18 runs against Mississippi Valley State in its next game.
- The three-straight games with 15-plus runs marked just the fourth time in program history that State had scored 15 or more runs in three straight.
- It was the first time since 1998 that MSU scored at least 15 runs in three-straight contests. The complete list is below.

2019	No. 16 Auburn	W, 15-2
	No. 16 Auburn	W, 20-15
	Miss. Valley State	W, 18-5
1998	Miss. Valley State	W, 27-1
	Alcorn State	W, 18-4
	Jackson State	W, 18-0
1997	Jackson State	W, 20-0
	Jackson State	W, 19-1
	Alcorn State	W, 16-1
1997	Southern Miss	W, 16-12
	Southern Miss	W, 20-2
	at Ole Miss	W, 21-6

### Putting Up 20

- Mississippi State piled up 21 hits and scored 20 runs in a series-clinching win on Sunday, March 24 against Auburn to mark the first 20-run game since scoring 27 against Alcorn State on April 20, 2010 in a 27-4 win.
- The 20-run outburst was the largest in an SEC contest since ranking up 20 runs against Florida in a 20-7 win on May 5, 2000.
- The 35 combined runs were the most in a game since MSU and Kentucky scored 39 runs on April 19, 2009.
- Furthermore, below is a list of 20-run games for Mississippi State in a Southeastern Conference game since 1933;

29	Kentucky	1941	22	Georgia	1990
28	at Kentucky	1989	22	at Tulane	1958
27	Ole Miss	1983	22	Tulane	1950
27	Vanderbilt	1956	21	at Ole Miss	4/25/1997
26	LSU	1978	21	at Tulane	1946
26	LSU	1942	<b>20</b>	<b>Auburn</b>	<b>3/24/2019</b>
25	at Vanderbilt	4/6/1997	20	Florida	5/5/2000
25	Georgia	1988	20	at Tulane	1955
25	LSU	1934			

### Limiting The Runs

- Twice in 2019 the Mississippi State pitching staff has made it through a Southeastern Conference weekend allowing four runs, which marks the first time in program history the Bulldogs have held two SEC opponents to four or fewer runs in a three-game series in the same season.
- Since the SEC went to three-game series in 1967, MSU has 15 series allowing four or fewer runs;

<b>2019</b>	<b>at Texas A&amp;M</b>	<b>4-0, 0-1, 4-3</b>
<b>2019</b>	<b>Alabama</b>	<b>6-0, 9-1, 13-3</b>
2014	at Auburn	3-0, 3-0, 12-1
2012	Tennessee	2-1 (11), 7-1, 3-2 (14)
2003	at Ole Miss	2-0, 7-0, 8-4
2001	Auburn	2-1 (10), 4-0, 8-2
1990	Kentucky	3-0, 9-2, 8-0
1985	Auburn	4-1, 3-2, 14-0
1984	Auburn	6-0, 6-1, 14-1
1983	Auburn	8-0, 5-1, 7-2
1982	Auburn	9-2, 6-0, 10-0
1977	Auburn	3-0, 5-0, 12-1
1974	Alabama	0-1, 3-1, 6-1
1972	Alabama	8-1, 2-0, 0-3
1970	Alabama	4-1, 1-0, 5-1





### Back-to-Back 15s in SEC Play

- Mississippi State rebounded from a 6-5 series-opening loss to then-No. 16 Auburn with 35 runs in the next two contests. State won the series with a 15-2 win on Saturday and a 20-15 victory on Sunday.
- In 85 seasons of playing baseball in the SEC, Mississippi State has scored 15-plus runs in back-to-back games just three other times.

2019	No. 16 Auburn	W, 15-2
	No. 16 Auburn	W, 20-15
2000	at LSU	W, 15-13
	at LSU	L, 15-18
1997	at Vanderbilt	W, 15-5
	at Vanderbilt	W, 25-13 (7 inn.)
1953	Tulane	W, 16-4
	LSU	W, 16-7

**NOTE:** State began SEC play in 1933 as a charter member of the conference, but did not compete during the 1944 or 1945 seasons.

### Ks For Days

- The first five outs recorded by Mississippi State in 2019 came via the strikeout and Bulldog pitchers amassed 43 Ks during the opening weekend of the season.
- That strikeout total is the highest three-game series total since at least 2005.
- MSU also posted 40-plus strikeouts in a three-game set versus LSU, racking up 41 strikeouts.
- Along those lines, the Bulldogs amassed double-digit strikeouts in each of the first nine games, marking the longest stretch to start a season since at least 2007.
- Overall, State has piled up 10-plus strikeouts in 32 of 48 games in 2019.
- Redshirt-junior **Ethan Small** entered the week No. 2 nationally with an SEC-best 122 strikeouts through the first 12 weeks of the season. He has racked up those Ks while walking just 18 batters. **MORE ON PAGE 27**
- Freshman **JT Ginn** owns 82 strikeouts in his 12 starts to enter the 12th week of the season at No. 9 in the SEC, including a career-best 11 at No. 4 Florida in his first-career SEC start.
- The bullpen has struck out 241 batters in 203 2/3 innings of work, with 10 of 14 relievers fanning at least 10 batters in a relief role, while five of those relievers have 20-plus strikeouts. **MORE ON PAGE 27**

### Sophomore's Slaying

- The quartet of **Tanner Allen**, **Justin Foscue**, **Rowdey Jordan** and **Jordan Westburg** played a big part in the 2018 run to Omaha, but that group has its sights squarely focused on a return trip the College World Series.
- Below is a look at their 2018 season totals and what they have done so far in 2019.

#### Tanner Allen

	GP-GS	R	H	HR	RBI	TB	Avg.	BB	K
2018	68-68	42	79	5	45	122	.287	27	62
2019	48-48	42	55	6	45	88	.293	28	32

#### Justin Foscue

	GP-GS	R	H	HR	RBI	TB	Avg.	BB	K
2018	58-48	24	45	3	20	66	.241	22	22
2019	48-48	49	68	13	51	124	.342	16	21

#### Rowdey Jordan

	GP-GS	R	H	HR	RBI	TB	Avg.	BB	K
2018	57-51	39	62	7	37	100	.321	21	40
2019	48-47	41	48	5	31	73	.276	22	26

#### Jordan Westburg

	GP-GS	R	H	HR	RBI	TB	Avg.	BB	K
2018	42-31	18	30	2	30	47	.248	10	35
2019	47-47	51	60	6	47	99	.326	28	50

### Taking The Series

- Mississippi State has won six of its eight SEC series in 2019, winning three of four at home and on the road entering the final two weekends of the regular season.
- The Bulldogs have a chance to become just the eighth team since 1970 to win four Southeastern Conference road series in a single season, which would tie for third-most in MSU history.
- The 2016 and 1997 teams each went 5-0 in road SEC series.
- The four home series wins would tie for the second most in program history, with the 2000 team posting a 5-0 mark at home.

## 2019 SEC Breakdown

### Overall Standings

#### SEC East

Vanderbilt	18-6	.750	--	38-9	.809	W11
Georgia	16-8	.667	2.0	37-12	.755	W4
Missouri	12-11-1	.521	5.5	33-16-1	.670	W2
Tennessee	10-14	.417	8.0	32-16	.667	L2
Florida	9-15	.375	9.0	28-21	.571	L3
Kentucky	6-18	.250	12.0	23-24	.489	W1
South Carolina	5-19	.208	13.0	24-23	.511	L6

#### SEC West

Arkansas	17-7	.708	--	37-12	.755	L1
Ole Miss	15-9	.625	2.0	32-17	.653	W2
Mississippi State	15-9	.625	2.0	38-10	.792	W1
LSU	14-10	.583	3.0	30-18	.625	L2
Texas A&M	12-11-1	.521	4.5	32-17-1	.650	L1
Auburn	12-12	.500	5.0	29-18	.617	W1
Alabama	6-18	.250	11.0	27-21	.563	L1

### This Week in the SEC...

#### Tuesday, May 7

South Florida at Florida	5 p.m. (SECN+)
Austin Peay at Tennessee	5 p.m. (SECN+)
UAB at Auburn	6 p.m. (SECN+)
Indiana at Kentucky	6 p.m. (SEC Network)
Vanderbilt at Louisville	6 p.m. (ESPNU)
Louisiana Tech at LSU	6:30 p.m. (SECN+)

#### Wednesday, May 8

Alabama at Troy	6:00 p.m.
Furman at South Carolina	6:00 p.m. (SECN+)
Georgia at Jacksonville State	6:30 p.m. (ESPN+)
Memphis at Mississippi State	6:30 p.m. (SECN+)

#### Thursday, May 9

LSU at Arkansas	6:30 p.m. (ESPNU)
-----------------	-------------------

### SEC Weekend Series

LSU at Arkansas (Th-F-Sa)
Tennessee at Florida (F-Sa-Su)
Texas A&M at Alabama (F-Sa-Su)
Georgia at Auburn (F-Sa-Su)
Kentucky at South Carolina (F-Sa-Su)
Mississippi State at Ole Miss (F-Sa-Su)
Missouri at Vanderbilt (F-Sa-Su)

All Times Central





## Career Reliever Lists

### Career Saves

Player (Seasons)	Saves
1. Jonathan Holder (2012-13)	37
2. Van Johnson (1995-98)	29
3. Scott Tanksley (1993-95)	24
4. Caleb Reed (2009-12)	21
5. Pete Young (1987-89)	19
6. Jay Powell (1991-93)	17
7. Bryan Hardwick (1979-80, 1982)	16
8. Adam Larson (1999-2001)	15
9. <b>Spencer Price (2017-present)</b>	<b>14</b>
Aaron Weatherford (2006-08)	14
11. Jonathan Papelbon (2001-03)	13
<b>Cole Gordon (2016-present)</b>	<b>13</b>

### Career Relief Appearances

Player (Seasons)	RA
1. Van Johnson (1995-98)	115
2. Jon Harden (1989-92)	110
3. Caleb Reed (2009-12)	92
4. Ross Mitchell (2012-15)	86
5. Jonathan Holder (2012-14)	81
6. Chad Gironi (2010-13)	78
7. Scott Tanksley (1993-95)	75
8. Pete Young (1987-89)	72
9. Scott Polk (1995-99)	71
Saunders Ramsey (2002-05)	71
---	
-- <b>Riley Self (2017-present)</b>	<b>63</b>

### Lemonis Wins No. 1

- Head coach **Chris Lemonis** earned his first Mississippi State victory in his first game as head coach, joining eight other Bulldog skippers to accomplish the feat.
- Lemonis joins **John Cohen, Jimmy Bragan, Paul E. Gregory, S.L. Robinson, F.P. Plass, S.A. Jehl, S.W. Scales** and **G.C. Creelman**, who each won their first games as the Maroon and White's head coach.
- Ron Polk** won the first game of his second stint as the MSU skipper in 2002. However, Polk dropped his MSU debut, 2-1, to Louisiana Tech in 1976.
- Of the nine coaches to win their first game, Lemonis joins Creelman and Robinson as the only three to start 4-0 or better. Creelman won his first 14 games over five seasons and was 15-0-3 before suffering his first loss, while Robinson started 6-0 in 1919. Lemonis began the season 4-0.

### Big League Talent

- Mississippi State is great at turning out major league talent, with 59 Diamond Dawgs reaching the highest level of the sport, but it is also great at keeping student-athletes from the draft.
- The 2019 roster features eight Bulldogs that have been drafted, including two with multiple selections in the Major League Baseball First Year Player Draft.
- A complete list is below;

Name (Pos.)	Year	Round	Organization
Tanner Allen (IF/OF)	2017	36th	Chicago Cubs
Eric Cerantola (LHP)	2018	30th	Tampa Bay Rays
JT Ginn (RHP/IF)	2018	1st	Los Angeles Dodgers
Gunner Halter (IF)	2017	22nd	Toronto Blue Jays
	2018	26th	Cleveland Indians
Josh Hatcher (IF/OF)	2017	39th	Los Angeles Angels
Jake Mangum (OF)	2017	30th	New York Yankees
	2018	32nd	New York Mets
Dustin Skelton (C)	2016	36th	Toronto Blue Jays
Ethan Small (LHP)	2018	26th	Arizona Diamondbacks

### Uni Watch

- Mississippi State has six different uniform combinations for the 2019 campaign and below is a look at how they have fared in each garb;
- |                      |      |
|----------------------|------|
| Black '85s           | 6-0  |
| Maroon '85s          | 10-3 |
| White '85s           | 6-0  |
| White Block State    | 6-1  |
| Grey Sleeveless      | 1-1  |
| White Pinstripes     | 4-1  |
| Grey Pinstripes      | 4-4  |
| Alex Wilcox Uniforms | 1-0  |

### Starting with a Sweep

- Mississippi State opened the 2019 season with a three-game sweep of Youngstown State, marking the first time since 2015 the Bulldogs swept a series to open a season.
- In all, State has opened a season with a perfect home weekend on 13 occasions since 1990, when most college teams began starting the season with weekend series.
- More recently, State was unblemished on the first weekend of a season at home in 2015 (Cincinnati/Miami (Ohio)), 2013 (Portland), 2011 (Akron/Lamar) and 2010 (Rhode Island).
- Other seasons include; 2007, 2006, 2005, 2004, 2001, 1999, 1995, 1994.
- Of the 30 seasons since 1990, State has opened the year at home on 22 occasions.

### Voice of the Diamond Dawgs Enters Year 41

- Long-time MSU radio broadcaster **Jim Ellis** enters his 41st season as the play-by-play announcer for Mississippi State baseball, with his first season having been 1979.
- Ellis is tied for the second-longest tenured broadcaster in the Division I college baseball, trailing only Dave Nitz at Louisiana Tech (45 seasons). Ellis' 41 years are tied with Ole Miss' David Kellum and Southern Miss' John Cox.
- The new Dudy Noble Field features home and visiting radio booths inside the Jim Ellis Radio Suite, named for the iconic "Voice of the Diamond Dawgs."

## Filling the #NewDude

Opening a new stadium always drums up elevated interest from fans, but opening the nicest facility in college baseball combined with a baseball-hungry fan base is a perfect combination to create an unbelievable atmosphere.

The best fans in college baseball have shown up in near-record numbers entering the final two weeks of the 2019 to help christen the "New Dude" in style.

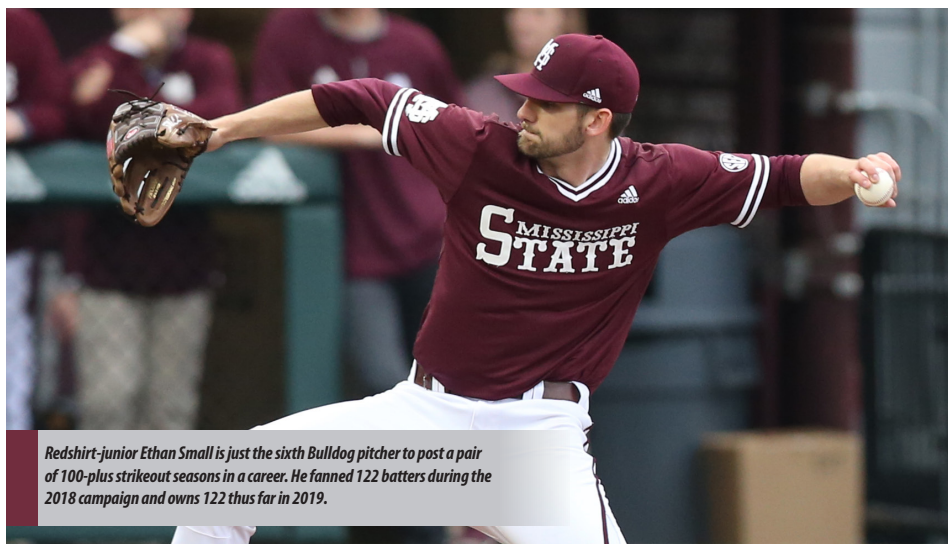
- Through 26 home dates, MSU is averaging 8,620 in home attendance. The school record for average attendance is 8,127, which came during 2014 season.
  - That average is helped by six crowds of 10,000-plus, which are already the second-most in a single season in program history with eight regular season home games left.
- |          |             |
|----------|-------------|
| 8        | 2016        |
| <b>6</b> | <b>2019</b> |
| 5        | 2013        |
| 4        | 2014, 2007  |

- Along with the home crowd success, Mississippi State and Ole Miss drew a facility-record crowd of 8,638 fans for the 2019 Governor's Cup at Trustmark Park in Pearl, Mississippi on April 23.
- Mississippi State ranks No. 3 nationally in average attendance, with the top 10 listed below;

	Team (Conference)	Average Attn.	Games
1.	LSU (SEC)	10,577	30
2.	Ole Miss (SEC)	8,925	28
3.	<b>Mississippi State (SEC)</b>	<b>8,620</b>	<b>32</b>
4.	Arkansas (SEC)	8,120	31
5.	South Carolina (SEC)	5,988	28
6.	Texas (Big 12)	5,933	28
7.	Texas A&M (SEC)	4,935	31
8.	Louisiana (Sun Belt)	4,683	28
9.	Florida State (ACC)	4,405	32
10.	Nebraska (Big Ten)	4,333	13



## Nothing Small About It



Redshirt-junior Ethan Small is just the sixth Bulldog pitcher to post a pair of 100-plus strikeout seasons in a career. He fanned 122 batters during the 2018 campaign and owns 122 thus far in 2019.

### Raking in the Ks

- Redshirt-junior **Ethan Small** became just the 18th Mississippi State pitcher to record at least 100 strikeouts in one season during the 2018 campaign moved past the 100-strikeout mark in his 10th start of 2019.
- After missing the 2017 season due to injury, Small sat down 122 batters via strikeout in 2018, the seventh-highest total in State history. **MORE ON PAGE 11 SIDE BAR**
- With his sixth strikeout at No. 10 Arkansas, Small moved his named into rare company as the sixth Bulldog pitcher to strikeout 100-plus batters twice in a career.
- The other five Bulldogs to posted multiple 100-plus strikeout seasons in program history: **Jeff Brantley** (1984, 85), **Eric DuBose** (1995, 96, 97), **Matt Ginter** (1998, 99), **Konnor Pilkington** (2017, 18) and **B.J. Wallace** (1991, 92).
- Overall, Small has 264 career punch outs in 45 appearances. His season total sits at 122 in 12 starts (10.16 per start).

### Fanning Double-Digit

- In his third season on the mound for State, **Ethan Small** opened the 2019 campaign with a then-career-high 11 strikeouts versus Youngstown State, including the first five batters he faced.
- He followed that up with a then-career-best 13 strikeouts in seven one-hit innings against No. 21 Southern Miss. He didn't walk a batter for the second-straight contest.
- He produced a career-best 15 Ks versus Alabama on April 12 in only six innings of work, with 15 of 18 outs ending at the plate.
- Small also has double-digit strikeout performances versus Maine (10) on March 8, at No. 4 Florida (11) on March 15, against LSU (10) on March 28, at Tennessee (11) on April 5 and versus No. 3 Georgia (11) on April 26.
- Of his nine-career double-digit strikeout games, eight of those have come in 2019.

### NCAA Actives

- Even without moving into a starting role until his second year on the mound, redshirt-junior **Ethan Small** still ranks among the NCAA active leaders in a pair of categories.
- The Lexington, Tennessee native is among the active Division I career leaders in a pair of categories;

Rank	Statistic	Value
6	Strikeouts Per Nine Innings	12.87
12	Strikeouts	264

### SEC Pitcher of the Week

- After not allowing a hit in seven scoreless innings at No. 15 Texas A&M on May 3, redshirt-junior Ethan Small earned his first-career SEC Pitcher of the Week honor.
- The conference honor is the first pitcher of the week accolade earned by a Diamond Dawg since the 2016 season, when **Dakota Hudson** earned the award on three occasions.
- Against the nationally-ranked Aggies, Small retired the first 19 batters he faced in the series opener on his way to seven hitless, shutout innings. The left-hander posted eight strikeouts, allowing just two base runners in the contest.
- Small was perfect six innings, but after recording the first out of the seventh inning, he lost his perfect game with a hit-by-pitch and followed that with a walk. He then got a flyout and struck out the final batter he faced in his sixth win of the season.

### K to BB

- While the strikeout numbers have been impressive for redshirt-junior **Ethan Small**, he has also held down the walk numbers throughout his career.
- In 184 2/3 career innings pitched, Small has walked only 61 batters to 264 strikeouts. That equates into a 4.32 K-to-BB ratio.
- To start the 2019 campaign, Small went 80-straight plate appearances before issuing his first walk.

### Small Owns Four National POTW Honors

- Redshirt-junior **Ethan Small** has earned three National Player of the Week recognitions during the 2019 season, grabbing Weekly Honor Roll accolades from Collegiate Baseball Newspaper each time. **MORE ON PAGE 14**
- His first honor came after striking out a career-high 13 batters in his week two start versus No. 21 Southern Miss. The left-hander allowed just one hit and hit a batter, with neither advancing to second base.
- Small's second honor came after an 11-strikeout outing against No. 4 Florida in Gainesville. The left-hander tossed six innings and allowed just two hits to earn his second-straight victory. He struck out at least one batter in each of his six innings, with multiple Ks in five of those frames.
- The third honor came after Small produced 15 of his 18 out via the strikeout in a six-inning start against Alabama. He scattered three hits and three walks, while not allowing a run in the outing. The fanned the first five batters he faced and added a string of seven-straight hitters retired - all by strikeout.
- Small was also honored after his hitless, scoreless outing at No. 15 Texas A&M on May 3. **MORE IN SEC NOTE ABOVE**

## Small's Record Watch

### 100-plus Strikeout Seasons

Player (Season)	Strikeouts
1. Eric Dubose (1996)	174
2. B.J. Wallace (1992)	145
Eric Dubose (1997)	145
4. Gary Rath (1994)	141
5. Jeff Brantley (1985)	136
6. Chris Stratton (2012)	127
7. <b>Ethan Small (2018)</b>	<b>122</b>
<b>Ethan Small (2019)</b>	<b>122</b>
9. Hank Thoms (1999)	121
10. Jeff Brantley (1984)	115
Dakota Hudson (2016)	115
12. Konnor Pilkington (2017)	111
13. Eric Dubose (1995)	109
14. Jon Harden (1992)	108
Matt Ginter (1999)	108
16. Konnor Pilkington (2018)	107
17. B.J. Wallace (1991)	104
18. Frank Montgomery (1962)	102
19. Paul Maholm (2003)	101
Carlton Loewer (1993)	101
21. Matt Ginter (1998)	100
Jacob Lindgren (2014)	100
Ken Kurtz (1979)	100

### Career Strikeouts

Player (Seasons)	Strikeouts
1. Eric DuBose (1995-97)	428
2. Jeff Brantley (1982-85)	364
3. Chris Stratton (2010-12)	279
4. Paul Maholm (2001-03)	273
5. B.J. Wallace (1990-92)	271
6. Matt Ginter (1996-99)	269
7. Mike Proffitt (1969-72)	265
8. <b>Ethan Small (2016-present)</b>	<b>264</b>
9. Don Robinson (1975-78)	262
10. Carlton Loewer (1992-94)	261



## Pitching Potables

### Record By Starter

Pitcher	Starts	Team Record
Cerantola, Eric	4	4-0
Eagan, Jack	1	1-0
Ginn, JT	12	9-3
James, Keegan	7	7-1
Plumlee, Peyton	11	8-3
Small, Ethan	12	9-3
Smith, Brandon	1	1-0

### Quality Starts

Pitcher	Starts	Quality Starts	Steak
Cerantola, Eric	4	--	--
Eagan, Jack	1	--	--
Ginn, JT	12	5	1
James, Keegan	7	--	--
Plumlee, Peyton	11	3	2
Small, Ethan	12	10	5
Smith, Brandon	1	--	--

### Starting Pitcher Run Support

Pitcher	Starts	Runs *	Runs Per Start
Cerantola, Eric	4	64	16.0
Eagan, Jack	1	7	7.0
Ginn, JT	12	92	7.7
James, Keegan	7	68	9.7
Plumlee, Peyton	11	74	6.7
Small, Ethan	12	83	6.9
Smith, Brandon	1	5	5.0

\* - Runs are based on total runs scored by the team in each pitchers starts, not just runs scored while the starting pitcher is in the game.

## 'Penning It Down

### Gordon's Scoreless Streak

- Graduate **Cole Gordon** nearly equaled the MSU record for consecutive scoreless innings pitched, as he ran a streak of 25 innings without giving up a run.
- Gordon's streak was just shy of **Jonathan Holder's** 27 1/3 innings of scoreless work during the 2012 season and ranks third in program history, just shy of **Bobby Reed's** 25 1/3-straight scoreless innings in 1988.
- The streak began with a scoreless ninth inning against Oklahoma in the fourth game of the 2018 Tallahassee Regional and ended with a one-out sacrifice fly versus Maine on March 10, 2019.
- During the stretch, Gordon has accomplished the following; vs. Oklahoma (6/3): 6.0 IP, 7 H, 4 R, 2 BB, 10 K - **Win**  
*The final inning was scoreless, with 3K, 1 HPB, 1 BB*  
at Vanderbilt (6/8): 3.1 IP, 1 H, 1 BB, 3 K  
at Vanderbilt (6/10): 3.2 IP, 2 H, 3 BB, 7 K  
vs. Washington (6/16): 0.1 IP, 1 H  
vs. North Carolina (6/19): 3.0 IP, 1 H, 2 K - **Save**  
vs. Oregon State (6/23): 4.1 IP, 1 H, 3 K  
Youngstown State (2/15): 1.0 IP, 2 K - **Win**  
UAB (2/20): 2.0 IP, 2 H, 1 BB, 4 K - **Save**  
Southern Miss (2/24): 2.0 IP, 3 BB, 2 K - **Win**  
vs. Sam Houston State (3/1): 1.0 IP, 1 H, 1 K - **Save**  
vs. Texas Tech (3/2): 1.0 IP, 2 K - **Save**  
East Carolina (3/5): 1.0 IP, 4 K - **Save**  
Maine (3/10): 1.0 IP, 2 K
- During the streak, Gordon allowed nine hits, nine walks and hit one batter. He struck out 35 to go along with a 3-0 record and five saves in the 10 appearances.
- Along with his work on the mound, Gordon also wears the SEC Graduate patch, signifying an SEC student-athlete that has already completed their degree.
- He owns degrees in business administration and marketing. Gordon is currently working towards his MBA.

**MORE ON PAGE 15**

### A Trusty 'Pen

- Everyone needs a trust pen. Be it for note taking, making a grocery list or, as a head baseball coach, somewhere you can go to get big outs late in games.
- Through 48 games, the Mississippi State bullpen has been just that for head coach **Chris Lemonis** and pitching coach **Scott Foxhall**, posting a 3.89 ERA.
- The 'pen has posted 16 wins and collected 12 saves. Fourteen relievers have racked up 203 2/3 innings to help the Dawgs to a 38-10 record. **MORE ON PAGE 13 & 27**
- Fourteen different relievers have combined to allow just 88 earned runs on 177 hits. The group owns 241 strikeouts and 84 walks.

### Liebelt Thriving as a Senior

- Senior **Jared Liebelt** (Lee-belt) spent his first two collegiate seasons at Waubesa (Ill.) Community College, before the Aurora, Illinois native made his way to Starkville.
- After appearing in 12 games during the 2018 campaign and throwing just 13 innings, Liebelt has enjoyed a breakout senior season.
- His 2018 campaign featured 21 runs (19 earned) on 21 hits. He walked eight batters and struck out seven.
- In 2019, Liebelt surpassed his strikeout total from the previous season by appearance No. 5 and enters the week with 23 appearances.
- On the season, the right hander has 25 strikeouts and just six walks in 36 1/3 innings. He has allowed just 35 hits.
- Below is a look at his two seasons at MSU;

	App	IP	H	R	ER	BAA	BB	K	HBP
2018	12	13.0	21	21	19	.362	8	7	7
2019	23	36.1	35	14	11	.252	6	25	2





## Pen Production

Below is a listing of decisions (win or loss), holds and saves from the Mississippi State bullpen in 2019.

**NOTE:** A hold occurs when a relief pitcher enters the game in a save situation and maintains the team's lead, while recording at least one out. In order for a pitcher to be credited with a hold one of two conditions must be met: 1) He enters with a lead of three runs or less and maintains that lead while recording at least one out. 2) He enters the game with the tying run on-deck, at the plate or on the bases, and records an out.

Opponent (Date)	Result	Pitcher	Line	Opponent (Date)	Result	Pitcher	Line
Youngstown State (2/15)	Win (1)	Gordo, Cole	1.0 IP, 2 K	LSU (3/28)	Save (7)	Gordon, Cole	1.1 IP, 1 H, 3 K
UAB (2/20)	Win (1)	Self, Riley	1.0 IP, 1 BB	ULM (4/3)	Win (1)	Smith, Brandon	0.2 IP, 1 H
UAB (2/20)	Save (1)	Gordon, Cole	2.0 IP, 2 H, 1 BB, 4 K	at Tennessee (4/5)	Win (2)	Barlow, Trysten	1.0 IP
Southern Miss (2/22)	Loss (1)	Barlow, Trysten	1.0 IP, 1 R, 1 ER, 1 BB, 1 K	at Tennessee (4/7)	Win (1)	James, Keegan	3.0 IP, 1 H, 1 R, 1 ER, 1 K
Southern Miss (2/24)	Win (2)	Gordon, Cole	2.0 IP, 3 BB, 2 K	at Tennessee (4/7)	Hold (4)	Barlow, Trysten	2.0 IP, 3 H, 2 R, 2 ER, 2 K
vs. Sam Houston State (3/1)	Win (1)	Barlow, Trysten	0.1 IP, 1 K	at Tennessee (4/7)	Save (3)	Liebelt, Jared	3.0 IP, 2 H, 2 K
vs. Sam Houston State (3/1)	Save (2)	Gordon, Cole	1.0 IP, 1 H, 1 K	South Alabama (4/10)	Win (2)	Smith, Brandon	2.1 IP, 4 H, 2 R, 2 ER
vs. Texas Tech (3/2)	Hold (1)	White, Colby	1.0 IP, 2 K	South Alabama (4/10)	Hold (2)	Self, Riley	2.0 IP, 4 H, 2 R, 2 ER, 2 K
vs. Texas Tech (3/2)	Save (3)	Gordon, Cole	1.0 IP, 2 K	South Alabama (4/10)	Save (8)	Gordon, Cole	2.0 IP, 1 H, 1 BB, 4 K
East Carolina (3/5)	Hold (1)	Eagan, Jack	1.0 IP, 1 H	Alabama (4/13)	Hold (1)	James, Keegan	1.2 IP, 1 H, 1 R, 1 ER, 1 BB, 2 K
East Carolina (3/5)	Hold (1)	Plumlee, Peyton	3.0 IP, 1 H, 1 R, 1 ER, 1 BB, 4 K	Alabama (4/13)	Hold (5)	Barlow, Trysten	1.1 IP, 1 H, 1 K
East Carolina (3/5)	Hold (1)	Barlow, Trysten	1.0 IP, 1 H, 3 K	Texas Southern (4/16)	Win (2)	White, Colby	1.0 IP, 1 K
East Carolina (3/5)	Hold (2)	White, Colby	1.0 IP, 1 K	vs. Ole Miss (4/23)	Win (3)	Barlow, Trysten	1.1 IP, 1 H, 2 K
East Carolina (3/5)	Save (4)	Gordon, Cole	1.0 IP, 4 K	Georgia (4/28)	Hold (3)	Liebelt, Jared	1.1 IP, 2 H, 1 R, 1 ER, 1 K
Arkansas-Pine Bluff (3/6)	Hold (1)	Self, Riley	2.0 IP, 1 H, 1 K	Georgia (2/28)	Hold (1)	Gordon, Cole	0.1 IP, 1 BB, 1 K
Arkansas-Pine Bluff (3/6)	Hold (1)	Price, Spencer	1.0 IP, 2 BB	at Texas A&M (5/4)	Save (4)	Liebelt, Jared	1.0 IP, 2 H, 1 K
Arkansas-Pine Bluff (3/6)	Hold (1)	Smith, Brandon	1.0 IP, 1 H, 1 K				
Maine (3/8-1)	Save (1)	Liebelt, Jared	3.0 IP, 4 H, 1 R, 1 ER, 3 K				
Maine (3/8-2)	Hold (2)	Smith, Brandon	1.0 IP, 2 K				
Maine (3/10)	Win (1)	White, Colby	1.0 IP, 1 K				
Maine (3/10)	Save (5)	Gordon, Cole	1.0 IP, 2 H, 1 R, 1 ER, 1 BB				
Grambling (3/13)	Win (3)	Cerantola, Eric	2.0 IP, 1 R, 0 ER, 3 BB, 4 K				
at Florida (3/15)	Hold (1)	Liebelt, Jared	1.0 IP, 1 K				
at Florida (3/15)	Hold (3)	White, Colby	1.0 IP, 2 H, 1 R, 1 ER				
at Florida (3/16)	Save (2)	Liebelt, Jared	2.2 IP, 1 H, 1 R, 1 ER, 2 K				
Little Rock (3/19)	Win (1)	Eagan, Jack	1.1 IP, 1 BB, 3 K				
Little Rock (3/19)	Hold (3)	Smith, Brandon	4.0 IP, 1 H, 1 BB, 5 K				
at Samford (3/20)	Win (1)	Spring, Tyler	2.0 IP, 1 H, 3 K				
at Samford (3/20)	Hold (2)	Barlow, Trysten	1.0 IP, 1 K				
at Samford (3/20)	Hold (4)	White, Colby	1.0 IP, 1 H, 2 K				
at Samford (3/20)	Save (6)	Gordon, Cole	1.0 IP, 3 K				
Auburn (3/22)	Hold (2)	Liebelt, Jared	0.2 IP, 2 H, 2 R, 2 ER				
Auburn (3/22)	Hold (3)	Barlow, Trysten	0.1 IP, 1 K				
Auburn (3/22)	Blown Save (1)/Loss (1)	White, Colby	1.0 IP, 3 H, 2 R, 2 ER, 2 K				
Auburn (3/24)	Win (3)	Gordon, Cole	3.0 IP, 4 H, 3 R, 3 ER, 1 BB, 3 K				
Mississippi Valley State (3/26)	Win (1)	Liebelt, Jared	0.1 IP, 1 K				
Mississippi Valley State (3/26)	Hold (5)	White, Colby	1.0 IP, 1 K				
Mississippi Valley State (3/26)	Hold (2)	Eagan, Jack	2.0 IP, 6 K				

### Individual Relief Breakdown

Name	Win	Hold/Save	Loss/Blown Save	Name	Win	Hold/Save	Loss/Blown Save	Name	Win	Hold/Save	Loss/Blown Save
Barlow, Trysten	3	5/--	1/--	James, Keegan	1	1/--	--/--	Self, Riley	1	2/--	--/--
Cerantola, Eric	1	--/--	--/--	Liebelt, Jared	1	3/4	--/--	Smith, Brandon	2	3/--	--/--
Eagan, Jack	1	2/--	--/--	Plumlee, Peyton	--	1/--	--/--	Spring, Tyler	1	--/--	--/--
Gordon, Cole	3	1/8	--/--	Price, Spencer	--	1/--	--/--	White, Colby	2	5/--	1/1



## Honors Tracker

### Tanner Allen

Preseason All-SEC (First Team - Coaches)  
Collegiate Baseball Newspaper National Weekly Honor Roll (Feb. 18)  
Perfect Game National Hitter of the Week (Feb. 18)

### Justin Foscue

Frisco Classic All-Tournament Team (March 3)

### JT Ginn

Baseball America Preseason All-America (2nd Team)  
SEC Co-Freshman of the Week (Feb. 25)  
Frisco Classic MVP (March 3)  
SEC Co-Freshman of the Week (March 4)  
Perfect Game Midseason National Freshman of the Year

### Cole Gordon

NCBWA Stopper of the Year Preseason Watch List  
Mississippi State University Master's Graduate Service Assistant of the Year  
NCBWA Stopper of the Year Midseason Watch List

### Elijah MacNamee

Frisco Classic All-Tournament Team (March 3)  
SEC Player of the Week (March 18)

### Jake Mangum

Golden Spikes Award Preseason Watch List  
Collegiate Baseball Newspaper Preseason All-America (first team)  
NCBWA Preseason All-America (first team)  
D1Baseball Preseason All-America (second team)  
Perfect Game (third team)  
D1Baseball's top returning senior  
Preseason All-SEC (First Team - Coaches)  
Perfect Game Midseason All-America (first team)  
D1Baseball Midseason All-American (first team)  
Golden Spikes Award Midseason Watch List  
Senior CLASS Award Finalist  
SEC Player of the Week (April 29)

### Spencer Price

NCBWA Stopper of the Year Preseason Watch List

### Dustin Skelton

Buster Posey Award Watch List

### Ethan Small

Collegiate Baseball Newspaper National Weekly Honor Roll (Feb. 25)  
Collegiate Baseball Newspaper National Weekly Honor Roll (March 18)  
Collegiate Baseball Newspaper National Weekly Honor Roll (April 15)  
Golden Spikes Award Midseason Watch List  
SEC Pitcher of the Week (May 6)  
Collegiate Baseball Newspaper National Weekly Honor Roll (May 6)

### Jordan Westburg

SEC Player of the Week (March 25)  
Perfect Game Midseason All-America (second team)

## Honor System

### SEC Awards Rolling In

- Mississippi State has earned six SEC weekly awards in 2019, with **Elijah MacNamee**, **Jake Mangum** and **Jordan Westburg** each garnering SEC Player of the Week, **Ethan Small** taking home SEC Pitcher of the Week and **JT Ginn** grabbing a pair of SEC Freshman of the Week honors.
- The six weekly honors are tied for the most in program history for a single season;
  - 6 - 2016 (2 Player, 3 Pitcher, 1 Freshman)
  - 2019 (3 Player, 1 Pitcher, 2 Freshman)
  - 5 - 2012 (3 Pitcher, 3 Freshman)
  - 4 - 2007 (1 Player, 1 Pitcher, 2 Freshman)
  - 1985 (4 Player)
- With MacNamee, Mangum and Westburg each earning SEC Player of the Week, it marks the first time in school history that three different Diamond Dawgs win the SEC's Player of the Week award in the same season.
- With MacNamee and Westburg winning the award in back-to-back weeks, it marked the fourth time in program history a MSU student-athlete won the award in consecutive weeks;
  - 1985 - Brantley (March 12), Will Clark (March 19 & 26)
  - 2013 - Hunter Renfroe (April 15), Nick Ammirati (April 22)
  - 2017 - Brent Rooker (April 7 & 12)
- For Ginn, he is just the third Diamond Dawg since the SEC began awarding the FOTW award in 2006 to claim multiple awards, joining;
  - Brandon Turner (2007)
  - Daryl Norris (2011)

### Small Earns SEC Pitcher of the Week

- After not allowing a hit in seven scoreless innings at No. 15 Texas A&M on May 3, redshirt-junior **Ethan Small** earned his first-career SEC Pitcher of the Week honor.
- The conference honor is the first pitcher of the week accolade earned by a Diamond Dawg since the 2016 season, when **Dakota Hudson** earned the award on three occasions.  
**MORE ON PAGE 11**

### MacNamee Earns SEC Player of the Week

- Senior **Elijah MacNamee** collected multiple hits in each of his four starts during the fifth week of the season, as he earned Southeastern Conference Player of the Week.
- MacNamee helped the Diamond Dawgs to a 3-1 week, including a SEC-opening series win over a top-five Florida program on the road.
- The senior opened the week with a five-RBI showing against Grambling, including a sixth-inning grand slam.
- In the series opener at Florida, MacNamee made two of the biggest plays in the game, running down a flyball for the final out of the eighth to save a run from scoring. He then belted a two-RBI double in the ninth, which would account for the eventual game-winning runs. He contributed a career-high-tying three hits in the first game of a doubleheader, including a home run and a double and chipped in a pair of singles in the finale.
- The player of the week honor is the first for a Diamond Dawg since the 2017 season, when **Brent Rooker** claimed the award on three occasions.

### Westburg Earns SEC Player of the Week

- Sophomore **Jordan Westburg** hit .583 to help Mississippi State to a series win over No. 16 Auburn and for his efforts was named the Southeastern Conference Player of the Week.
- In five total games between March 18-24, Westburg led the Diamond Dawgs with a .556 batting average and reached base in all five games to help MSU to a 4-1 week.
- His .571 on-base percentage for the week was tied for tops on the team and he piled up 11 RBIs. Westburg posted multiple hits in four of the five contests and ran his reached base streak to nine games after finding his way on base in all five games.
- He opened the week with a three-hit contest, scoring twice and driving in two runs against Little Rock, before reaching base just once at Samford – via walk.
- The New Braunfels, Texas had a monster weekend against Auburn, hitting .583 (7-of-12) to lead the Bulldogs in the three-game series and reached base at a .647 clip. He had multiple hits in each game versus the Tigers and reached base at least three times in each contest.
- He posted at least one extra base hit in all three games versus Auburn, including a double and home run in each of the final two contests. To cap his impressive weekend, Westburg drove in the eventual game winning run with an RBI double in the eighth inning to break a 15-15 tie and give MSU its second-straight SEC series win.

### Mangum Earns First SEC Player of the Week Honor

- Senior **Jake Mangum** helped Mississippi State to a perfect 4-0 week against ranked opponents and became the SEC's career hits leader during a series sweep over then-No. 3 Georgia to earn his first-career SEC Player of the Week honor.
- Mangum broke an SEC record that stood for nearly 21 years on Saturday (April 27) versus Georgia with his 353rd career hit. That hit broke the conference's career hits record, which was previously held by LSU's **Eddie Furniss** (352; 1995-98). Most impressive, Mangum accomplished his 353rd hit in his 239th game, while Furniss did so in 265 games.
- Mangum became the SEC's career hits leader with his second of three hits in the middle game of the series with Georgia. The senior reached base three times in each game versus the Bulldogs, while finding himself on base twice in his fourth-straight Governor's Cup victory on Tuesday. Mangum also scored a run in each game of the week.
- After reaching twice in the midweek tilt with Ole Miss, Mangum found himself on base in his first eight plate appearances on the weekend (five singles, two walks and one fielder's choice), scoring four times. He tied his career high with two walks in both the series opener and series finale.
- In the middle game of the series, Mangum's second-inning single gave him 353 hits for his career, which pushed him past Furniss on the SEC's career hits list. He added two walks and a base hit in the series finale, scoring twice. He also stole his 20th base of the year, moving into a tie for 12th on the MSU single season charts.

### Ginn Grabs Back-to-Back SEC FOTW Honors

- Freshman **JT Ginn** grabbed back-to-back Southeastern Conference Co-Freshman of the Week honors in weeks two and three of the 2019 season.
- The rookie collected victories over back-to-back ranked opponents, defeating No. 21 Southern Miss and No. 8 Texas Tech.
- He fired off seven innings of three-hit, two-run baseball to earn a victory over Texas Tech on Saturday, March 2. Ginn fanned eight batters and walked only one in the outing. The Red Raiders were averaging 11.2 hits and 9.3 runs per game entering the weekend, but Ginn was able to scatter three hits, as he retired 12-straight batters from the second inning to the sixth inning.
- Against Southern Miss, Ginn tossed seven shutout innings and allowed just two hits and walked one batter. He struck out a career-high nine and didn't face more than four hitters in any inning.





#### Skelton on Posey Watch List

- Junior catcher **Dustin Skelton** is one of 79 Division I catchers named to the Buster Posey Award Watch List, which is awarded by the Greater Wichita Area Sports Commission.
- Skelton is among the initial candidates for the National Collegiate Catcher of the Year Award, formerly the Johnny Bench Award, which honors the nation's top Division I catcher as voted on by head coaches and sports information directors.
- Former MSU catcher Edward Easley won the prestigious award following a stellar 2007 campaign, which also saw him drafted in the first round of the Major League Baseball Draft.

#### Trio Earns Midseason Honors from Perfect Game

- Perfect Game honored three Diamond Dawgs with midseason awards, as freshman **JT Ginn** earned the publication's Midseason National Freshman of the Year, while senior **Jake Mangum** was a first-team midseason All-American pick and sophomore **Jordan Westburg** earned second-team midseason All-American.
- After winning his first six starts on the mound, Ginn was named top freshman at the season's mid-way point by Perfect Game. The rookie started seven games on the mound during the first half of the season, with four of those quality starts
- Among the victories that made up his 6-1 overall mark at the middle point of 2019, the right hander posted four wins over ranked foes, including No. 21 Southern Miss, No. 8 Texas Tech, No. 4 Florida and No. 16 Auburn.
- Arguably the best leadoff hitter in the NCAA, Mangum posted 53 hits through the first half of 2019. Mangum is the NCAA active leader in hits, while he is chasing the Mississippi State and Southeastern Conference hits records. Westburg hit the mid-way point of the season having already surpassed his career totals for hits (44), runs (35), RBIs (33), doubles (13), triples (2), home runs (5) and walks (15). He had also been hit-by-pitch seven times.
- He carried a pair of double-digit reached base streaks during the first half of 2019, with a 14-game stretch to start the season and a current 14-game streak.

#### Three Earn Frisco Classic Honors

- After finishing the Frisco Classic at 2-0, three Diamond Dawgs were honored with all-tournament honors, as **JT Ginn** was named the MVP of the event, and **Justin Foscoe** and **Elijah MacNamee** each earned all-tournament nods.
- Ginn fired off seven innings of three-hit, two-run baseball in his third career start to improve to 3-0 with a victory over No. 3 Texas Tech on Saturday afternoon. The right hander fanned eight batters and walked only one in the outing.
- Foscoe led MSU with a .500 (4-for-8) average at the event. His four hits were the most for a Bulldog and he scored the game-winning run vs. Sam Houston State after leading off the eighth inning with a double down the left-field line.
- MacNamee hit .333 (2-for-6) at the Frisco Classic, but owned a .556 on-base percentage with two walks and a hit-by-pitch. He scored two runs and drove in one RBI on the weekend.

#### Allen Earns National POTW Honors

- Sophomore **Tanner Allen** opened the 2019 season with a bang against Youngstown State to earn national honors from a pair of publications.
- Allen** had a monster opening weekend for the Diamond Dawgs, hitting .538 with five extra base hits and 13 RBIs versus Youngstown State. Of his seven hits, five went for extra bases, including the two home runs, to account for 16 total bases on the weekend.
- For his efforts, Allen earned Perfect Game National Hitter of the Week and was named to the Collegiate Baseball Newspaper National Player of the Week Honor Roll. **MORE ON PAGE 4**

## State to The Show

### Diamond Dawgs Playing in Major League Baseball

Name (Yrs. at MSU)	Pos.	Organization
Adam Frazier (2011-13)	IF	Pittsburgh Pirates
Kendall Graveman (2010-13)	RHP *	Chicago Cubs
Jonathan Holder (2010-13)	RHP	New York Yankees
Dakota Hudson (2014-16)	RHP	St. Louis Cardinals
Nathaniel Lowe (2016)	IF	Tampa Bay Rays
Mitch Moreland (2005-07)	IF	Boston Red Sox
Hunter Renfroe (2011-13)	RF	San Diego Padres
Chris Stratton (2010-12)	RHP	Los Angeles Angels
Brandon Woodruff (2012-14)	LHP	Milwaukee Brewers

\* - Part of 40-man roster, but on injured list.

### Diamond Dawgs in Minor League Baseball

Name (Yrs. at MSU)	Pos.	Organization (Level)
Jacob Billingsley (2014-18)	RHP	Houston Astros (A-SS)
Ben Bracewell (2010-14)	RHP	Oakland Athletics (AA)
Daniel Brown (2015-16)	LHP	Milwaukee Brewers (AA)
Gavin Collins (2014-16)	C	Cleveland Indians (A+)
J.P. France (2018)	RHP	Houston Astros (A+)
Ryan Gridley (2015-2017)	IF	Oakland Athletics (A)
Zac Houston (2014-16)	RHP	Detroit Tigers (AAA)
Reid Humphreys (2014-16)	RHP	Colorado Rockies (AA)
Jack Kruger (2016)	C	Los Angeles Angels (AA)
Zach Neff (2018)	LHP	Minnesota Twins (A)
Rafael Palmeiro (1983-85)	---	Cleburne (Ind.)
Konnor Pilkington (2016-18)	LHP	Chicago White Sox (A)
Jacob Robson (2013-16)	CF	Detroit Tigers (AAA)
Brent Rooker (2014-2017)	IF	Minnesota Twins (AAA)
Austin Sexton (2014-16)	RHP	St. Louis Cardinals (A+)
Hunter Stovall (2016-18)	IF	Colorado Rockies (A)

### Diamond Dawgs Coaching in Professional Baseball

Name (Yrs. at MSU)	Organization	Team (Level)
Travis Chapman (1997-2000)	New York Yankees	Scranton Wilkes-Barre (AAA)
Chris Maloney (1982-83)	Atlanta Braves	Mississippi (AA)
Chris Young (2000-02)	Philadelphia Phillies	Philadelphia (MLB)

### Diamond Dawgs Working in Professional Baseball

Name (Yrs. at MSU)	Organization	Role
Jeff Brantley (1982-85)	Cincinnati Reds	Broadcaster
Will Clark (1983-85)	San Francisco Giants	Special Assistant

## Gordon's Graduate Award

Already with undergraduate degrees in business administration and marketing from Mississippi State University, graduate student **Cole Gordon** spent the 2018-19 academic year working as a Graduate Service Assistant in the Office of the Graduate School, and for his efforts was named the Masters Graduate Service Assistant of the Year.

Working towards a Master of Business Administration degree, Gordon was nominated, and ultimately selected for the award by a faculty committee. One graduate is awarded per year, with Gordon earning the distinction in 2018-19.

Recognized for his outstanding contributions and significant productivity and growth of Mississippi State University through his service in the Office of the Graduate School, he was recognized at the annual Graduate Student Association Awards Banquet.

Gordon is on pace to complete his MBA in Summer 2019. A five-time President's Scholar (3.80 GPA of higher) and three-time Dean's Scholar (3.50-3.79 GPA), Gordon is a three-time SEC Academic Honor Roll selection, while also earning SEC First Year Honor Roll as a freshman.



## Going Yard

Below is a listing of all of the home runs for the 2019 season, including expanded data for those home runs that MSU hits at home.

Gm	Name	Inn.	On Base	Exit Velocity	Launch Angle	Distance
1	Tanner Allen	6	1	97	32	369 feet
1	Elijah MacNamee	8	2	97	31	365 feet
2	Tanner Allen	2	2	97	29	365 feet
3	Justin Foscue *	2	--	101	30	375 feet
3	Hayden Jones	5	--	104	31	400 feet
6	Justin Foscue *	2	--	99	27	376 feet
6	Dustin Skelton	5	1	101	29	402 feet
6	Dustin Skelton *	7	--	97	27	397 feet
8	Marshall Gilbert *	3	--	102	29	375 feet
8	Justin Foscue	3	1	101	21	372 feet
9	Justin Foscue	1	4	102	27	397 feet
9	Gunner Halter *	2	--	96	22	323 feet
14	Jordan Westburg	5	2	104	22	410 feet
15	Dustin Skelton	2	1	101	28	385 feet
16	Dustin Skelton	4	--	103	36	381 feet
16	Justin Foscue	5	2	98	36	360 feet
17	Elijah MacNamee	5	3	95	30	380 feet
18	Justin Foscue *	5	--	--	--	--
19	Jake Mangum ^	1	--	--	--	--
19	Tanner Allen *	4	--	--	--	--
19	Elijah MacNamee	6	--	--	--	--
24	Jordan Westburg	8	--	107	22	409 feet
25	Jordan Westburg	5	1	105	26	405 feet
25	Dustin Skelton	8	2	101	34	388 feet
26	Justin Foscue	2	--	104	22	371 feet
26	Jordan Westburg	3	2	98	28	365 feet
27	Justin Foscue	3	2	97	31	392 feet
27	Elijah MacNamee *	5	--	104	31	388 feet
27	Justin Foscue	5	--	96	30	373 feet
28	Jordan Westburg	5	1	103	28	408 feet
29	Rowdey Jordan	9	1	94	43	331 feet
30	Dustin Skelton	1	3	96	29	335 feet
30	Tanner Allen	1	--	100	20	370 feet
33	Rowdey Jordan *	3	--	--	--	--
33	Tanner Allen	5	2	--	--	--
34	Justin Foscue	2	--	104	26	406 feet
34	Tanner Allen	7	2	104	21	410 feet
35	Jordan Westburg	2	2	96	35	358 feet
36	Elijah MacNamee	7	1	102	27	361 feet
36	Dustin Skelton	7	2	100	34	399 feet
36	Marshall Gilbert *	8	--	105	22	407 feet
37	Marshall Gilbert	5	--	98	30	380 feet
38	Dustin Skelton	8	2	100	41	373 feet
39	Rowdey Jordan *	5	--	96	23	345 feet
39	Elijah MacNamee *	9	--	103	29	403 feet
40	Justin Foscue	5	2	101	29	390 feet
42	Rowdey Jordan *	5	--	--	--	--
43	Dustin Skelton	6	2	91	36	341 feet
44	Justin Foscue	1	2	100	22	365 feet
44	Rowdey Jordan	3	--	98	29	374 feet
48	Justin Foscue	7	--	98	21	338 feet

51 total home runs in 2019

(\* - Home run led off an inning | ^ - Leadoff home run (bottom/top 1st)

**NOTE:** Data not included for games at Florida, Samford or Tennessee. No data included for Governor's Cup game vs. Ole Miss.

## The Last Time...

# - SEC Tournament | % - NCAA Regional | ^ - NCAA Super Regional | S - College World Series

### A MISSISSIPPI STATE TEAM...

Won 15+ Consecutive Games	17 - Feb. 15-March 8, 2013
Won 10+ Consecutive Games	14 - Feb. 23-March 16, 2019
Won 10+ Consecutive SEC Games	12 - April 30-May 25, 2016
Won 5+ Consecutive SEC Games	6 - March 24-April 1, 2017
Lost 5+ Consecutive Games	6 - May 7-16, 2015
Lost 5+ Consecutive SEC Games	6 - May 7-16, 2015
Swept a Three-Game Series	Georgia; April 26-28, 2019
at Home	Georgia; April 26-28, 2019
on The Road	at Ole Miss; March 30-April 1, 2017
Swept a Non-Conference Three-Game Series	Maine; March 8-10, 2019
at Home	Maine; March 8-10, 2019
on The Road	at Hawaii-Hilo; 1985
Swept a Three-Game SEC Series	Georgia; April 26-28, 2019
at Home	Georgia; April 26-28, 2019
on The Road	at Ole Miss; March 30-April 1, 2017
Was Swept in a Three-Game Series	at Arkansas; April 18-20, 2019
at Home	Vanderbilt; March 16-18, 2018
on The Road	at Arkansas; April 18-20, 2019
Was Swept in a Three-Game Non-Conference Series	at Southern Miss; Feb. 16-18, 2018
at Home	Southeastern Louisiana; Feb. 26-28, 2010
on The Road	at Southern Miss; Feb. 16-18, 2018
Was Swept in a Three-Game SEC Series	at Arkansas; April 18-20, 2019
at Home	Vanderbilt; March 16-18, 2018
on The Road	at Arkansas; April 18-20, 2019
Played An Extra-Inning Game	W, 6-3 (11 innings) - at Tennessee; April 5, 2019
Won An Extra-Inning Game	W, 6-3 (11 innings) - at Tennessee; April 5, 2019
Lost An Extra-Inning Game	L, 0-1 (10 innings) - Southern Miss; Feb. 22, 2019
Played Consecutive Extra-Inning Games	May 4-5, 2018; at Alabama, W, 14-12 (10 innings) and L, 3-4 (10 innings)
Won Consecutive Extra-Inning Games	May 10-11, 2014; Tennessee, W, 1-0 (10 innings) and W, 4-3 (12 innings)
Won on a Walk-Off	W, 4-3 - Southern Miss, Feb. 24, 2019
	Tanner Allen RBI double in the ninth inning
Won Consecutive Games Via A Walk-Off	May 10-11, 2014; Tennessee, W, 1-0 (10 innings) and W, 4-3 (12 innings)
	Seth Heck RBI single in the 10th inning
	Cody Walker bases loaded walk in the 12th inning

### A MISSISSIPPI STATE OFFENSE...

Scored 30+ Runs	32 - Jackson State; April 29, 1988
Scored 25+ Runs	27 - Alcorn State; April 20, 2010
Scored 20+ Runs	21 - ULM; April 3, 2019
Scored 15+ Runs	19 - Georgia; April 26, 2019
Scored 10+ Runs In An Inning	10 - ULM; April 3, 2019
Scored 9+ Runs In An Inning	10 - ULM; April 3, 2019
Scored 8+ Runs In An Inning	10 - ULM; April 3, 2019
Had 30+ Hits	30 - Kentucky; April 30, 1989
Had 25+ Hits	26 - Little Rock; Feb. 28, 1999
Had 20+ Hits	21 - Auburn; March 24, 2019
Had 20+ Hits in Back-to-Back Games	Auburn (20, 21); March 23-24, 2019
Had 6+ Home Runs	6 - at UAB; March 18, 2008
Had 5+ Home Runs	5 - Alabama; May 2, 2009
Hit Back-To-Back Home Runs	1st Inning, Dustin Skelton (Grand Slam)/Tanner Allen (Solo) - ULM; April 3, 2019
Hit Back-To-Back-To-Back Home Runs	8th Inning, Russ Sneed (2R HR)/Connor Powers (Solo)/Ryan Duffy (Solo); Alabama, May 3, 2009
Had 3+ Triples	3 - Southern Cal; March 14, 2004
Had 8+ Doubles	8 - Auburn; March 24, 2019
Had 7+ Doubles	7 - Georgia; April 26, 2019
Had 6+ Doubles	7 - Georgia; April 26, 2019
Had 10+ Walks	13 - Georgia; April 26, 2019
Had 9+ Stolen Bases	10 - Arkansas-Pine Bluff; March 18, 2017
Had 8+ Stolen Bases	10 - Arkansas-Pine Bluff; March 18, 2017
Didn't Strikeout in a Game	Jackson State; Feb. 26, 2019
Had Two or Fewer Strikeouts	2 - South Alabama; April 10, 2019
Was Shut Out	at Texas A&M-1 (0-1); May 4, 2019
at Home	Southern Miss (0-1); Feb. 22, 2019
on The Road	at Texas A&M-1 (0-1); May 4, 2019
Back-To-Back Games	Auburn (0-5, 0-4); March 27-28, 2015
Three-Straight Games	vs. Southern Miss (0-3); March 24, 2018 and Auburn (0-5, 0-4); March 27-28, 2015



#### A MISSISSIPPI STATE PITCHING STAFF...

Held Opponent To 1 Hit	at Texas A&M; May 3, 2019
Held Opponent To 2 Hits	Texas Southern; April 16, 2019
Struck Out 20+ Batters	Not Since At Least 2004
Struck Out 15+ Batters	.15 - Georgia; April 26, 2019
Did Not Issue A Walk	at Texas A&M-2; May 4, 2019
Shut Out An Opponent	at Texas A&M; May 3, 2019
at Home	Alabama; April 12, 2019
on The Road	at Texas A&M; May 3, 2019
Neutral Site Game	vs. Washington; June 16, 2018 \$
Postseason Game	vs. Washington; June 16, 2018 \$
Recorded Back-To-Back Shutouts	2016 (Nicholls State, Feb. 28 [8-0] and Alcorn State, March 1 [14-0])
Shut Out An SEC Opponent	at Texas A&M; May 3, 2019 (4-0)
At Home	Alabama; April 12, 2019 (6-0)
On The Road	at Auburn; May 13, 2016 (4-0)
Neutral Site	vs. Georgia; May 24, 2017 (3-0) #

#### A MISSISSIPPI STATE BATTER HAD...

Hit for the Cycle	Brad Freeman; South Alabama, Feb. 17, 1998
Walk-Off Hit	Tanner Allen; Southern Miss; Feb. 24, 2019
8+ At-Bats	.8 - Adam Frazier & Brett Pirtle; vs. Missouri, May 21, 2013 #
6+ Hits	.6 - Adam Frazier; at Virginia, June 8, 2013
5+ Hits	.5 - Jake Mangum; ULM; April 3, 2019
4+ Hits	4 - Tanner Allen; Alabama; April 14, 2019
2+ Hits In An Inning	Jake Mangum (1B, 1B) & Brad Cumbest (1B, 1B) (4th inning); ULM; April 3, 2019
5+ Runs	.5 - Jon Knott; Little Rock, Feb. 28, 1999
4+ Runs	4 - Rowdey Jordan; Georgia, April 26, 2019
3+ Doubles	3 - Justin Foscue; Georgia, April 26, 2019
2+ Triples	2 - C.T. Bradford; at Arizona, March 9, 2014
3+ Home Runs	3 - Brent Rooker; vs. Kentucky, April 8, 2017
2+ Home Runs	2 - Justin Foscue; LSU, March 28, 2019
Inside-The-Park Home Run	Cody Brown; vs. Kentucky, April 7, 2017
Pinch Hit Home Run	Cole Gordon; vs. South Alabama, June 4, 2017
Leadoff Home Run (Top or bottom of 1st inning)	Jake Mangum (Top 1st); at Florida-1, March 16, 2019
Walk-Off Home Run	Elijah MacNamee (2-run HR); at Vanderbilt, June 8, 2018
Hit a Grand Slam	Dustin Skelton; ULM; April 3, 2019
Multiple Grand Slams	Never
A Pinch Hit Grand Slam	Never
10+ RBIs	11 - Jason Nappi; at UAB, March 18, 2008
9+ RBIs	.9 - Ryan Duffy; vs. Jackson State, April 6, 2010
8+ RBIs	.8 - Brent Rooker; vs. Indiana State, Feb. 24, 2017
7+ RBIs	.7 - Jordan Westburg; vs. North Carolina, June 19, 2018 \$
10+ Total Bases	.13 - Brent Rooker; vs. Kentucky, April 8, 2017
4+ Walks	.4 - Seth Heck; vs. Marshall, Feb. 21, 2015
3+ Walks	3 - Rowdey Jordan; Georgia, April 26, 2019
4+ Stolen Bases	4 - Derrick Armstrong; vs. Michigan State, March 1, 2014
3+ Stolen Bases	3 - Brent Rooker; vs. Arkansas-Pine Bluff, March 14, 2017
Stole Home	Hunter Stovall; vs. Alcorn State, March 1, 2016
3+ Hit By Pitches	3 - Jordan Westburg; Youngstown State-2, Feb. 16, 2019

#### A MISSISSIPPI STATE PITCHER HAD...

A Perfect Game	J.T. Peatross; Mississippi College (1-0), 1918
A No-Hitter	Gene Morgan; at Hawaii-Hilo (2-0), April 6, 1985
A Complete Game (9 Inn.)	Jacob Billingsley; at Southern Miss (8-1), June 6, 2017 #
A Complete Game (7 Inn.)	JT Ginn; at Texas A&M-1 (0-1), May 4, 2019
Complete-Game 1-Hitter	Unknown
Complete-Game 2-Hitter	Ricky Bowen; vs. Ole Miss, March 16, 2008
Consecutive Complete Games	Dakota Hudson; 2016 (at Auburn (4-0), May 13 and Arkansas (7-0), May 19)
A Complete-Game Shutout	Dakota Hudson; vs. Arkansas (7-0), May 19, 2016
at Home	Dakota Hudson; vs. Arkansas (7-0), May 19, 2016
on The Road	Dakota Hudson; at Auburn (4-0), May 13, 2016
SEC Game	Dakota Hudson; vs. Arkansas (7-0), May 19, 2016
as a Freshman	Scott Tanksley; vs. Mississippi College (6-0), April 20, 1993
Postseason Game	B.J. Wallace; vs. Nicholls State (1-0), May 21, 1992 #
17+ Strikeouts	.17 - Chris Stratton; at LSU, March 16, 2012
15+ Strikeouts	.15 - Ethan Small; Alabama, April 14, 2019
10+ Strikeouts	.11 - Ethan Small; Georgia, April 26, 2019
Recorded Two Saves In One Day	Trevor Fitts; vs. Marshall and Alabama A&M, Feb. 22, 2015

#### A MISSISSIPPI STATE DEFENSE...

Turned 5+ Double Plays	.5 - San Diego, March 8, 2015
Turned 4+ Double Plays	.5 - San Diego, March 8, 2015
Turned A Triple Play	Auburn-Montgomery, March 9, 1991
Had 5+ Errors	.5 - at Vanderbilt, March 18, 2011
Threw Out 3 Base Runners	.3 - Gavin Collins; Eastern Illinois, March 1, 2014

## Hit It Hard

### Top 10 Exit Velocities

Below is a listing of the top-10 hardest hit balls by MSU in 2019.

Exit Velocity	Name	Opponent	Result
112.2	Jordan Westburg	Auburn (3/22)	Ground Out
111.9	Jordan Westburg	Auburn (3/22)	Double
109.9	Jordan Westburg	Youngstown State (2/15)	Single
109.3	Jordan Westburg	Southern Miss (2/23)	Single
108.9	Jordan Westburg	Southeastern La. (2/27)	Ground Out
108.6	Justin Foscue	Alabama (4/14)	Single
107.8	Rowdey Jordan	Auburn (3/23)	Single
107.7	Jordan Westburg	LSU (3/28)	Double
107.7	Jordan Westburg	Georgia (4/27)	Double
107.3	Tanner Allen	Georgia (4/26)	Double

**NOTE:** Data not included for games at Florida, Samford or Tennessee. No data included for Governor's Cup game vs. Ole Miss.

### Individual Exit Velocities

Below is a listing of each MSU student-athlete's average and top exit velocity of the 2019 season.

Name	Average EV	Top EV
Allen, Tanner	93.1	107.3
Brock, Bryce	91.3	100.3
Cumbest, Brad	93.5	106.0
Foscue, Justin	91.9	108.6
Gilbert, Marshall	87.9	105.4
Halter, Gunner	90.6	104.7
Hancock, Luke	86.6	99.1
Hatcher, Josh	88.6	102.4
Jones, Hayden	88.6	107.2
Jordan, Landon	90.0	105.3
Jordan, Rowdey	90.0	107.9
MacNamee, Elijah	87.1	105.3
Mangum, Jake	89.9	102.2
Skelton, Dustin	89.3	104.6
Westburg, Jordan	93.6	112.2

**NOTE:** Data not included for games at Florida, Samford or Tennessee. No data included for Governor's Cup game vs. Ole Miss.

### Barrel Count

Below is a listing of each MSU student-athlete's total barreled balls. A barreled ball is 98-plus exit velocity and a 10-35 degree launch angle. Barreled balls include all balls put in play.

Name	Average EV
Allen, Tanner	18
Brock, Bryce	1
Cumbest, Brad	3
Foscue, Justin	24
Gilbert, Marshall	8
Halter, Gunner	8
Hancock, Luke	2
Hatcher, Josh	3
Jones, Hayden	6
Jordan, Landon	2
Jordan, Rowdey	13
MacNamee, Elijah	12
Mangum, Jake	9
Skelton, Dustin	16
Westburg, Jordan	19

**NOTE:** Data not included for games at Florida, Samford or Tennessee. No data included for Governor's Cup game vs. Ole Miss.





## Dudy Noble Field

### Biography

The largest on-campus facility in college baseball, Dudy Noble Field will see the 53rd season of Mississippi State baseball at its current site in 2019. With nearly 1,600 games played at the venue, the Diamond Dawgs bring a .726 winning percentage into the brand new \$68-million facility.

The field is named in honor of longtime MSU baseball coach, athletics director and ABCA Hall of Famer Clarke Randolph "Dudy" Noble. On April 27, 1998 the facility was renamed Dudy Noble Field, Polk-DeMent Stadium, honoring another ABCA Hall of Famer, former Bulldog skipper Ron Polk, and the late Gordon DeMent, a successful businessman and longtime fan of the Diamond Dawgs from Indianola, Mississippi.

### The Origin

From 1929 until 1964, Mississippi State hosted its baseball games at the original on-campus venue, Hardy Field, which was located several hundred yards to the south of the Bulldogs' home football venue, Davis Wade Stadium at Scott Field. The baseball field was closed following the 1964 season to make way for the construction of Dorman Hall and for the next two seasons the Diamond Dawgs played their home games at Redbird Park in Columbus, Mississippi, capturing SEC titles both seasons at their temporary home.

The tin-roofed grandstand and 2,000-seat bleachers from the original Dudy Noble Field were transported to the stadium's present site, which became playable for the 1967 season. Since that time, facility enhancements have followed at a steady pace to make the "Carnegie Hall of College Baseball" one of the finest all-around facilities on the road to Omaha. Among with numerous upgrades, the current site has seen two complete demolitions and reconstructions, the latest occurring during a three-year span from 2017-2019 and opening prior to the start of the 2019 campaign.

### Leading the Attendance Boom

With a laundry list of legendary names on its all-time roster, it comes as no surprise that Mississippi State ranks among the nation's attendance leaders year in and year out. The Dudy Noble Field faithful have sold out the reserved seating allotment every season since 1987.

Along with routinely hosting some of the largest crowds in the SEC, 10 of the last 12 three-day Super Bulldog Weekend series have drawn more than 25,000 fans.

MSU eclipsed the 200,000 mark in paid attendance at Dudy Noble Field for six-straight seasons between 2012-17, marking the first such occurrence in the program's history. In 2013, the Diamond Dawgs' five-millionth fan walked through the turnstiles at Dudy Noble Field. Since home attendance figures were charted starting in 1976, the "Carnegie Hall of College Baseball" has seen 6,250,621 fans rush through the gates.

In 18 of the last 19 seasons, Mississippi State has averaged 6,000 fans per game, including a record average of 8,127 during the 2014 campaign. Overall, State has eclipsed the 200,000-fan mark 11 times since 2002, with a school-record 302,558 viewing the 2016 home schedule.

Of the top 25 all-time college baseball on-campus attendances, Dudy Noble Field finds itself on the list 17 times, most notably owning the all-time on-campus attendance record of 15,586 on April 12, 2014. The Bulldogs own 14 of the top 15 marks in NCAA on-campus history and are the only NCAA baseball program to boast on-campus attendances of 14,000 or more. The four largest NCAA Super Regional crowds have assembled in Starkville, Mississippi, as well.

From April 11-13, the Bulldog faithful flooded the gates at Dudy Noble Field to the tune of 39,181 fans for a three-game series versus Ole Miss. The nearly 40,000 fans on the weekend set an NCAA on-campus attendance record for a three-game series.

Dudy Noble Field has ushered in crowds of 10,000 or better 55 times, including 2007 NCAA Super Regional-record draws of 13,715 and 12,620 for nationally-televised, late-morning games against Clemson. With the stadium

under construction in 2018, State added a 10,000-plus crowd to the tally, drawing 10,147 fans for the final date against Arkansas on April 21.

Mississippi State has hosted 23 postseason events at the facility, including three NCAA District III Tournaments (1973, 74 & 75), five SEC tournaments (1979, 1981, 1983, 1988 & 1995), 13 NCAA Regionals (1979, 1984, 1985, 1987, 1988, 1989, 1990, 1992, 1997, 2000, 2003, 2013 & 2016 ) and a pair of NCAA Super Regionals (2007 & 2016).

### The Left Field Lounge

The aura of Mississippi State baseball at Dudy Noble Field is certainly not confined to the loyal legions in the impressive grandstand, pro-style luxury sky suites or luxurious Left Field Lofts.

In fact, some of the more highly-prized seats at Bulldog Baseball games are found beyond the outfield fence in the Left Field Lounge™. Waiting lists greet those seeking to purchase one of the 96 outfield lounges in the iconic two-level outfield tailgate.

Once a colorful assortment of pickup trucks, motor homes, and trailers — most equipped with barbecue grills — lined the outfield fence, completing a circle of humanity at Dudy Noble Field. Now, the permanent lounge spaces are connected to the concourse, allowing everyone to stroll through and experience the iconic lounge culture.

What began in the late 1960s as a popular gathering spot for baseball-loving MSU supporters now forms college baseball's largest tailgate party.

### The "New Dude"

The second demolition at the current site occurred following the 2017 season and the \$68 million facility opened its gates for the 2019 campaign. Architect Wier Boerner Allin, along with consultants Populous and famed stadium architect/State alum Janet Marie Smith designed the project, while construction manager ICM and general contractor JESCO Construction, Inc. oversaw the construction.

Covering 12 acres of land on the Mississippi State University campus, the 230,000 square foot facility carries on Dudy Noble Field's legacy as the "Carnegie Hall of College Baseball." Installation of the second largest scoreboard in college baseball, measuring 43 feet wide by 60 feet high, started the project in 2017. The board, which was the largest in college baseball upon installation, is larger than boards owned by three Major League Baseball teams. The addition of 96 permanent Left Field Lounge rigs encircling the outfield followed during the fall of 2018.

The concourse and lower-level grandstands were in place for the 2018 season, with the Diamond Suites, upper-deck reserved seating area and three unique club areas — Farm Bureau Triple Crown Club, Charlie and Dana Stephenson Omaha Club and The Rooftop Club — were completed prior to the 2019 campaign. The newest version of Dudy Noble Field also features increased restroom facilities and concession points of sale.

The player spaces also received an upgrade, expanding to cover 18,000 square feet underneath the facility. The fully-equipped Bruce and Julie Martin Locker Room includes an embedded equipment room, houses 40 wooden lockers and features an oversized, dimensional halo-lit '85 Script Mississippi State sign is suspended overhead in the middle of the room.

The more spacious locker room includes an attached training room with whirlpool and fully-functional fueling station. The Mitch Moreland Hitting Tunnel, which is equipped with HitTrax, and Turner & Gloria Wingo Team Lounge are easily accessed from the home dugout, with the eye-popping player entrance and Hassell H. Franklin Omaha Room greeting players as they enter the facility. The Pitching Lab is also housed under the stadium, featuring arm care and conditioning equipment, one oversized turfed mound with three pitching rubbers and state of the art video equipment.

### Top-25 Crowds

	Attendance	Opponent	Date
1.	15,586 *	Ole Miss	April 12, 2014
2.	15,078	Texas A&M	April 16, 2016
3.	14,991	Florida	April 22, 1989
4.	14,562	Auburn	April 20, 2013
5.	14,378	LSU	April 16, 1988
6.	13,761	Arkansas	April 25, 1992
7.	13,715 #	Clemson	June 9, 2007
8.	13,691	Kentucky	April 8, 2017
9.	13,617	Georgia	April 8, 2006
10.	13,452 #	Arizona	June 11, 2016
11.	13,224	Ole Miss	April 11, 2014
12.	13,123	Ole Miss	April 15, 2000
13.	13,004	Florida	April 18, 2015
14.	12,913 #	Arizona	June 10, 2016
15.	12,708	Auburn	April 24, 1993
16.	12,620 #	Clemson	June 8, 2007
17.	12,360	Georgia	April 6, 2002
18.	12,343	Auburn	March 23, 2019
19.	11,763	Auburn	April 12, 2003
20.	11,648	LSU	March 30, 2019
21.	11,515	Ole Miss	April 2, 2016
22.	11,496 ^	Florida State	May 27, 1990
23.	11,262	LSU	March 29, 2019
24.	11,201	Florida	April 8, 2011
25.	11,174	Florida	April 13, 1991

\* - NCAA on-campus attendance record

^ - NCAA Regional

# - NCAA Super Regional

**NOTE:** Mississippi State owns 53 crowds of 10,000-plus in the history of the program. The top seven (7) crowds in Dudy Noble Field history are also the top seven (7) on-campus crowds in NCAA history.



## Season Statistics

Record: 38-10 Home: 28-4 Away: 7-6 Neutral: 3-0 SEC: 15-9

Player	avg	gp-gs	ab	r	h	2b	3b	hr	rbi	tb	slg%	bb	hp	so	gdp	ob%	sf	sh	sb-att	po	a	e	fld%
15 Mangum, Jake	.399	48-48	213	56	85	17	3	1	35	111	.521	17	5	13	0	.451	2	0	20-26	104	2	2	.981
17 Foscue, Justin	.342	48-48	199	49	68	17	0	13	51	124	.623	16	1	21	3	.390	2	0	1-1	36	100	9	.938
11 Westburg, Jordan	.326	47-47	184	51	60	17	2	6	47	99	.538	28	8	50	1	.429	4	0	4-4	46	104	9	.943
8 Skelton, Dustin	.310	44-40	145	26	45	4	1	9	40	78	.538	13	4	33	3	.376	3	4	2-3	382	58	1	.998
40 MacNamee, Elijah	.306	48-48	170	45	52	13	0	6	41	83	.488	32	7	26	2	.425	5	0	4-7	68	3	2	.973
5 Allen, Tanner	.293	48-48	188	42	55	15	0	6	45	88	.468	28	4	32	3	.388	4	1	1-2	382	25	2	.995
4 Jordan, Rowdey	.276	48-47	174	41	48	10	0	5	31	73	.420	22	4	26	1	.366	2	2	8-10	63	0	1	.984
-----																							
27 Brock, Bryce	.500	1-0	2	1	1	0	0	0	1	1	.500	0	0	0	0	.500	0	0	0-0	1	0	0	1.000
20 Hancock, Luke	.350	16-5	20	5	7	2	0	0	8	9	.450	7	0	4	2	.519	0	0	0-0	18	3	1	.955
33 Cumbest, Brad	.302	25-7	43	8	13	4	0	0	8	17	.395	2	1	11	0	.340	1	0	0-0	4	0	0	1.000
10 Hatcher, Josh	.302	31-17	63	6	19	2	2	0	11	25	.397	7	1	14	1	.380	0	0	2-3	3	1	0	1.000
34 Gilbert, Marshall	.294	36-16	68	10	20	5	0	3	7	34	.500	13	2	19	2	.422	0	1	0-0	37	16	2	.964
32 Jordan, Landon	.286	27-10	49	14	14	3	0	0	9	17	.347	5	0	6	2	.352	0	0	2-2	8	13	0	1.000
2 Halter, Gunner	.276	40-37	116	31	32	4	0	1	13	39	.336	14	1	27	0	.359	0	7	3-3	34	55	10	.899
12 Jones, Hayden	.234	25-14	47	5	11	4	0	1	5	18	.383	2	1	7	0	.280	0	0	1-2	61	3	2	.970
3 Ginn, JT	.000	3-0	3	0	0	0	0	0	0	0	.000	0	0	1	0	.000	0	0	0-0	5	8	0	1.000
31 Bell, Benjamin	.000	9-0	1	3	0	0	0	0	0	0	.000	0	0	0	1	.000	0	0	0-0	0	0	0	.000
Totals	.315	48	1685	393	530	117	8	51	352	816	.484	206	39	290	21	.397	23	15	48-63	1275	448	48	.973
Opponents	.219	48	1580	183	346	69	5	26	161	503	.318	151	48	524	18	.305	10	17	38-60	1205	460	66	.962

LOB - Team (367), Opp (349). DPs turned - Team (21), Opp (26). CI - Team (1), Jones 1. IBB - Team (11), Mangum 4, Allen 2, Skelton 1, Jordan, R. 1, Jordan, L. 1, Foscue 1, MacNamee 1, Opp (2). Picked off - Allen 2, Mangum 1, Westburg 1, Jordan, R. 1, Gilbert 1, MacNamee 1.

### (All games Sorted by Earned run avg)

Player	era	w-l	app	gs	cg	sho	sv	ip	h	r	er	bb	so	2b	3b	hr	b/avg	wp	hp	bk	sfa	sha
44 Small, Ethan	1.85	6-1	12	12	0	0/2	0	73.0	39	17	15	18	122	10	1	6	.155	2	6	0	0	5
3 Ginn, JT	3.08	8-3	12	12	1	0/0	0	64.1	55	24	22	11	82	10	0	1	.224	8	4	2	1	1
13 Plumlee, Peyton	3.54	4-3	15	11	0	0/1	0	56.0	42	25	22	22	48	7	1	4	.202	7	7	0	0	2
-----																						
43 Breaux, Kale	0.00	0-0	1	0	0	0/0	0	0.1	1	0	0	1	1	1	0	0	.500	0	0	0	0	0
39 Spring, Tyler	2.00	1-0	8	0	0	0/0	0	9.0	6	2	2	5	12	3	0	0	.182	2	1	0	0	0
19 Liebelt, Jared	2.72	1-0	23	0	0	0/4	4	36.1	35	14	11	6	25	9	1	1	.252	1	2	0	3	0
6 Smith, Brandon	3.60	2-0	19	1	0	0/1	0	25.0	25	11	10	4	21	3	1	3	.269	1	3	0	1	1
16 Eagan, Jack	3.66	1-0	14	1	0	0/1	0	19.2	10	9	8	12	31	4	0	1	.161	1	5	0	1	3
27 Brock, Bryce	3.68	0-0	6	0	0	0/0	0	7.1	10	5	3	5	9	0	0	0	.313	0	2	0	0	0
14 Self, Riley	3.78	1-0	14	0	0	0/1	0	16.2	21	7	7	3	14	4	0	2	.309	3	1	0	0	0
55 Price, Spencer	3.86	0-0	10	0	0	0/0	0	9.1	9	5	4	6	10	2	0	1	.250	1	1	0	0	1
41 White, Colby	3.92	2-1	21	0	0	0/2	0	20.2	15	10	9	5	36	3	0	2	.197	1	1	0	0	0
46 Barlow, Trysten	4.05	3-1	20	0	0	0/1	0	20.0	17	10	9	7	27	3	0	2	.224	2	6	0	1	2
18 James, Keegan	4.36	3-1	13	7	0	0/1	0	33.0	34	20	16	21	34	6	1	1	.266	7	3	1	1	2
37 Cerantola, Eric	4.91	3-0	7	4	0	0/0	0	11.0	5	8	6	10	16	2	0	0	.128	2	5	0	0	0
24 Gordon, Cole	5.79	3-0	17	0	0	0/0	8	23.1	22	16	15	15	36	2	0	2	.244	5	1	0	2	0
Totals	3.37	38-10	48	48	1	4/4	12	425.0	346	183	159	151	524	69	5	26	.219	43	48	3	10	17
Opponents	7.76	10-38	48	48	1	2/1	4	402.2	530	393	347	206	290	117	8	51	.315	69	39	6	23	15

PB - Team (6), Skelton 4, Jones 1, Gilbert 1, Opp (15). Pickoffs - Team (4), Ginn 1, Spring 1, Skelton 1, Gordon 1, Opp (7). SBA/ATT - Skelton (26-40), Ginn (10-14), Plumlee (8-12), James (7-10), Jones (6-8), Gilbert (3-7), Small (4-6), Barlow (1-4), White (2-3), Cerantola (1-3), Hancock (3-3), Self (0-2), Gordon (1-2), Smith (2-2), Spring (1-1), Eagan (1-1).



## Southeastern Conference Statistics

Record: 15-9 Home: 9-3 Away: 6-6 SEC: 15-9

Player	avg	gp-gs	ab	r	h	2b	3b	hr	rbi	tb	slg%	bb	hp	so	gdp	ob%	sf	sh	sb-att	po	a	e	fld%
15 Mangum, Jake	.376	24-24	109	24	41	9	1	1	11	55	.505	8	1	8	0	.424	0	0	4-7	61	0	2	.968
17 Foscue, Justin	.330	24-24	100	26	33	10	0	6	26	61	.610	8	0	9	1	.380	0	0	0-0	18	54	2	.973
4 Jordan, Rowdey	.310	24-23	84	18	26	5	0	4	20	43	.512	11	3	12	0	.404	1	1	2-3	36	0	1	.973
8 Skelton, Dustin	.305	24-23	82	12	25	4	0	3	19	38	.463	8	3	20	2	.379	2	3	1-2	215	29	0	1.000
11 Westburg, Jordan	.299	24-24	97	20	29	10	0	4	24	51	.526	12	3	31	1	.383	3	0	1-1	23	59	4	.953
5 Allen, Tanner	.299	24-24	97	17	29	7	0	2	13	42	.433	13	0	19	1	.378	1	1	0-1	191	18	1	.995
40 MacNamee, Elijah	.281	24-24	89	20	25	7	0	4	15	44	.494	14	2	16	1	.387	1	0	0-0	32	1	2	.943
-----																							
32 Jordan, Landon	.375	9-1	8	1	3	0	0	0	3	3	.375	1	0	0	0	.444	0	0	0-0	1	1	0	1.000
2 Halter, Gunner	.288	21-19	59	10	17	4	0	0	6	21	.356	5	0	14	0	.344	0	3	1-1	14	23	8	.822
33 Cumbest, Brad	.276	14-5	29	4	8	3	0	0	4	11	.379	1	1	9	0	.313	1	0	0-0	1	0	0	1.000
34 Gilbert, Marshall	.265	18-9	34	6	9	2	0	2	3	17	.500	6	1	9	1	.390	0	0	0-0	8	13	1	.955
10 Hatcher, Josh	.243	17-11	37	3	9	1	0	0	4	10	.270	3	1	11	0	.317	0	0	1-1	1	0	0	1.000
20 Hancock, Luke	.200	7-4	10	3	2	1	0	0	1	3	.300	4	0	2	1	.429	0	0	0-0	3	0	0	1.000
12 Jones, Hayden	.143	6-1	7	1	1	0	0	0	0	1	.143	0	0	0	0	.143	0	0	0-0	0	0	0	.000
Totals	.305	24	842	165	257	63	1	26	149	400	.475	94	15	160	8	.381	9	8	10-16	624	227	25	.971
Opponents	.247	24	799	119	197	45	3	19	108	305	.382	77	21	236	9	.326	7	9	8-19	615	232	16	.981

LOB - Team (188), Opp (170). DPs turned - Team (9), Opp (11). IBB - Team (4), Mangum 3, MacNamee 1. Picked off - Mangum 1, Allen 1, MacNamee 1, Gilbert 1.

### (SEC games only Sorted by Earned run avg)

Player	era	w-l	app	gs	cg	sho	sv	ip	h	r	er	bb	so	2b	3b	hr	b/avg	wp	hp	bk	sfa	sha
44 Small, Ethan	2.02	5-1	8	8	0	0/2	0	49.0	25	12	11	16	82	7	1	5	.148	2	3	0	0	2
13 Plumlee, Peyton	3.04	3-3	6	6	0	0/0	0	26.2	18	11	9	11	16	3	1	3	.191	0	2	0	0	2
3 Ginn, JT	3.89	4-3	8	8	1	0/0	0	39.1	42	19	17	8	50	10	0	0	.266	1	2	0	0	1
-----																						
39 Spring, Tyler	0.00	0-0	1	0	0	0/0	0	0.2	0	0	0	2	0	0	0	0	.000	1	0	0	0	0
16 Eagan, Jack	3.60	0-0	4	0	0	0/0	0	5.0	2	3	2	5	7	1	0	0	.133	0	0	0	1	1
19 Liebelt, Jared	3.80	0-0	14	0	0	0/2	3	23.2	24	11	10	2	14	7	0	1	.267	1	2	0	3	0
27 Brock, Bryce	3.86	0-0	3	0	0	0/0	0	2.1	3	1	1	2	3	0	0	0	.300	0	1	0	0	0
14 Self, Riley	4.91	0-0	5	0	0	0/0	0	7.1	10	4	4	1	7	3	0	1	.323	2	1	0	0	0
46 Barlow, Trysten	6.35	1-0	11	0	0	0/0	0	11.1	10	9	8	6	13	3	0	2	.227	0	5	0	1	2
18 James, Keegan	7.62	1-1	6	2	0	0/0	0	13.0	19	12	11	7	12	4	1	0	.328	4	2	1	0	1
6 Smith, Brandon	8.59	0-0	7	0	0	0/0	0	7.1	13	8	7	1	4	2	0	2	.406	0	2	0	1	0
41 White, Colby	9.35	0-1	9	0	0	0/1	0	8.2	11	10	9	5	15	2	0	2	.297	1	0	0	0	0
55 Price, Spencer	10.80	0-0	4	0	0	0/0	0	3.1	4	4	4	2	1	1	0	1	.286	0	0	0	0	0
24 Gordon, Cole	12.19	1-0	7	0	0	0/0	1	10.1	16	15	14	9	12	2	0	2	.356	3	1	0	1	0
Totals	4.63	15-9	24	24	1	2/2	4	208.0	197	119	107	77	236	45	3	19	.247	15	21	1	7	9
Opponents	6.89	9-15	24	24	1	1/0	4	205.0	257	165	157	94	160	63	1	26	.305	24	15	1	9	8

PB - Team (3), Skelton 3, Opp (8). Pickoffs - Team (1), Skelton 1, Opp (4). SBA/ATT - Skelton (7-15), Ginn (4-7), Gilbert (1-3), Small (1-2), James (2-2), Barlow (0-2), White (1-2), Plumlee (0-2), Self (0-1), Gordon (0-1).





## Last Five Games Statistics

Record: 4-1 Home: 2-0 Away: 2-1 SEC: 4-1

Player	avg	gp-gs	ab	r	h	2b	3b	hr	rbi	tb	slg%	bb	hp	so	gdp	ob%	sf	sh	sb-att	po	a	e	fld%
15 Mangum, Jake	.500	5-5	18	5	9	0	0	0	2	9	.500	4	0	1	0	.591	0	0	1-1	16	0	0	1.000
17 Foscue, Justin	.400	5-5	20	6	8	2	0	2	7	16	.800	0	0	0	1	.400	0	0	0-0	6	15	1	.955
4 Jordan, Rowdey	.333	5-5	15	3	5	1	0	1	2	9	.600	3	1	3	0	.450	1	0	0-0	9	0	0	1.000
11 Westburg, Jordan	.176	5-5	17	3	3	1	0	0	1	4	.235	2	1	7	0	.286	1	0	0-0	4	12	0	1.000
5 Allen, Tanner	.125	5-5	16	1	2	1	0	0	4	3	.188	2	0	6	0	.211	1	1	0-1	37	2	0	1.000
40 MacNamee, Elijah	.063	5-5	16	2	1	0	0	0	0	1	.063	3	1	4	0	.250	0	0	0-0	7	0	0	1.000
-----																							
10 Hatcher, Josh	.500	2-0	2	0	1	0	0	0	0	1	.500	0	0	0	0	.500	0	0	0-0	0	0	0	.000
34 Gilbert, Marshall	.273	5-3	11	0	3	2	0	0	0	5	.455	0	1	1	1	.333	0	0	0-0	1	2	0	1.000
20 Hancock, Luke	.250	3-3	4	2	1	0	0	0	0	1	.250	3	0	1	0	.571	0	0	0-0	0	0	0	.000
2 Halter, Gunner	.231	5-4	13	1	3	1	0	0	1	4	.308	1	0	4	0	.286	0	0	0-0	1	2	3	.500
8 Skelton, Dustin	.214	5-5	14	0	3	1	0	0	4	4	.286	2	0	2	0	.278	2	0	0-0	37	5	0	1.000
33 Cumbest, Brad	.000	1-0	0	0	0	0	0	0	0	0	.000	0	0	0	0	.000	0	0	0-0	0	0	0	.000
Totals	.267	5	146	23	39	9	0	3	21	57	.390	20	4	29	2	.360	5	1	1-2	120	42	4	.976
Opponents	.177	5	141	12	25	5	1	3	12	41	.291	14	5	38	2	.273	1	3	0-2	117	39	3	.981

LOB - Team (36), Opp (32). DPs turned - Team (2), Opp (4). IBB - Team (2), Mangum 1, MacNamee 1. Picked off - Gilbert 1.

### (Last Five Games Sorted by Earned run avg)

Player	era	w-l	app	gs	cg	sho	sv	ip	h	r	er	bb	so	2b	3b	hr	b/avg	wp	hp	bks	sfa	sha
44 Small, Ethan	0.00	1-0	1	1	0	0/1	0	7.0	0	0	0	1	8	0	0	0	.000	0	1	0	0	0
3 Ginn, JT	1.64	1-1	2	2	1	0/0	0	11.0	8	2	2	4	14	1	0	0	.200	1	0	0	0	1
13 Plumlee, Peyton	2.19	2-0	2	2	0	0/0	0	12.1	7	3	3	2	6	1	1	1	.163	0	0	0	0	1
19 Liebelt, Jared	2.84	0-0	4	0	0	0/1	1	6.1	7	3	2	1	3	3	0	0	.280	0	2	0	1	0
-----																						
46 Barlow, Trysten	0.00	0-0	2	0	0	0/0	0	1.0	0	0	0	4	1	0	0	0	.000	0	2	0	0	1
24 Gordon, Cole	0.00	0-0	1	0	0	0/0	0	0.1	0	0	0	1	1	0	0	0	.000	0	0	0	0	0
41 White, Colby	18.00	0-0	2	0	0	0/0	0	2.0	3	4	4	1	5	0	0	2	.333	0	0	0	0	0
Totals	2.47	4-1	5	5	1	1/1	1	40.0	25	12	11	14	38	5	1	3	.177	1	5	0	1	3
Opponents	5.08	1-4	5	5	1	1/0	0	39.0	39	23	22	20	29	9	0	3	.267	4	4	0	5	1

PB - Team (0), Opp (1). Pickoffs - Team (0), Opp (1). SBA/ATT - Skelton (0-2), Plumlee (0-1), Ginn (0-1).



## Last 10 Games Statistics

Record: 6-4 Home: 3-0 Away: 2-4 Neutral: 1-0 SEC: 5-4

Player	avg	gp-gs	ab	r	h	2b	3b	hr	rbi	tb	slg%	bb	hp	so	gdp	ob%	sf	sh	sb-att	po	a	e	fld%
15 Mangum, Jake	.405	10-10	37	9	15	0	0	0	4	15	.405	6	2	3	0	.500	1	0	1-2	24	0	2	.923
17 Foscue, Justin	.325	10-10	40	10	13	6	0	3	12	28	.700	3	0	5	1	.372	0	0	0-0	11	27	1	.974
5 Allen, Tanner	.294	10-10	34	5	10	2	0	0	9	12	.353	7	1	11	0	.419	1	1	0-1	78	8	0	1.000
4 Jordan, Rowdey	.281	10-10	32	9	9	1	0	3	7	19	.594	8	2	9	0	.442	1	0	0-0	17	0	0	1.000
8 Skelton, Dustin	.233	10-10	30	3	7	2	0	1	8	12	.400	3	1	6	0	.297	3	1	0-0	83	12	0	1.000
11 Westburg, Jordan	.194	10-10	36	7	7	2	0	0	5	9	.250	6	1	15	1	.318	1	0	0-0	7	19	0	1.000
40 MacNamee, Elijah	.114	10-10	35	4	4	0	0	1	2	7	.200	4	1	6	0	.225	0	0	0-0	10	0	1	.909
-----																							
32 Jordan, Landon	.500	3-0	2	0	1	0	0	0	1	1	.500	1	0	0	0	.667	0	0	0-0	0	1	0	1.000
12 Jones, Hayden	.333	4-0	3	1	1	0	0	0	0	1	.333	1	0	0	0	.500	0	0	0-0	0	0	0	.000
2 Halter, Gunner	.318	9-8	22	4	7	1	0	0	2	8	.364	3	0	5	0	.400	0	0	0-0	4	8	5	.706
34 Gilbert, Marshall	.263	10-5	19	3	5	2	0	0	0	7	.368	2	1	4	1	.364	0	0	0-0	2	3	1	.833
20 Hancock, Luke	.250	5-3	8	3	2	1	0	0	1	3	.375	3	0	2	1	.455	0	0	0-0	2	0	0	1.000
33 Cumbest, Brad	.143	5-2	7	1	1	1	0	0	1	2	.286	0	0	3	0	.143	0	0	0-0	0	0	0	.000
10 Hatcher, Josh	.091	7-2	11	1	1	0	0	0	2	1	.091	0	0	4	0	.091	0	0	0-0	0	0	0	.000
Totals	.263	10	316	60	83	18	0	8	54	125	.396	47	9	73	4	.367	7	2	1-3	246	88	10	.971
Opponents	.226	10	310	43	70	13	2	7	40	108	.348	42	8	89	5	.332	1	4	1-5	249	90	8	.977

LOB - Team (72), Opp (76). DPs turned - Team (5), Opp (7). IBB - Team (5), Mangum 3, Jordan, R. 1, MacNamee 1. Picked off - Mangum 1, Gilbert 1, Allen 1.

### (Last 10 Games Sorted by Earned run avg)

Player	era	w-l	app	gs	cg	sho	sv	ip	h	r	er	bb	so	2b	3b	hr	b/avg	wp	hp	bk	sfa	sha
44 Small, Ethan	1.89	2-1	3	3	0	0/1	0	19.0	7	5	4	3	28	2	0	1	.109	0	2	0	0	1
3 Ginn, JT	2.25	1-2	3	3	1	0/0	0	16.0	13	5	4	5	18	2	0	0	.217	1	0	0	0	1
19 Liebelt, Jared	2.70	0-0	6	0	0	0/1	1	10.0	13	4	3	3	5	3	0	0	.317	0	2	0	1	0
13 Plumlee, Peyton	3.93	2-1	4	4	0	0/0	0	18.1	13	9	8	6	10	2	1	2	.191	2	1	0	0	1
-----																						
6 Smith, Brandon	0.00	0-0	2	0	0	0/0	0	2.1	3	0	0	0	2	0	0	0	.375	0	0	0	0	0
27 Brock, Bryce	0.00	0-0	2	0	0	0/0	0	1.2	2	0	0	1	2	0	0	0	.286	0	0	0	0	0
16 Eagan, Jack	0.00	0-0	1	0	0	0/0	0	1.1	1	0	0	3	4	0	0	0	.200	0	0	0	0	0
39 Spring, Tyler	0.00	0-0	1	0	0	0/0	0	0.2	0	0	0	2	0	0	0	0	.000	1	0	0	0	0
41 White, Colby	9.00	0-0	4	0	0	0/0	0	4.0	4	4	4	2	10	1	0	2	.250	0	0	0	0	0
14 Self, Riley	9.00	0-0	1	0	0	0/0	0	2.0	4	2	2	1	1	1	0	1	.444	0	0	0	0	0
55 Price, Spencer	9.00	0-0	1	0	0	0/0	0	1.0	2	1	1	1	0	1	0	0	.400	0	0	0	0	0
18 James, Keegan	10.80	0-0	2	0	0	0/0	0	1.2	3	2	2	4	2	0	1	0	.333	2	0	0	0	0
46 Barlow, Trysten	20.25	1-0	4	0	0	0/0	0	2.2	3	6	6	6	3	1	0	1	.300	0	3	0	0	1
24 Gordon, Cole	27.00	0-0	2	0	0	0/0	0	1.1	2	5	4	5	4	0	0	0	.333	1	0	0	0	0
Totals	4.17	6-4	10	10	1	1/1	1	82.0	70	43	38	42	89	13	2	7	.226	7	8	0	1	4
Opponents	5.96	4-6	10	10	1	1/0	1	83.0	83	60	55	47	73	18	0	8	.263	13	9	1	7	2

PB - Team (1), Skelton 1, Opp (3). Pickoffs - Team (0), Opp (3). SBA/ATT - Skelton (1-5), Ginn (0-1), Plumlee (0-1), Barlow (0-1), James (1-1), Self (0-1).



## Versus Ranked Opponents Statistics

Record: 15-9 Home: 9-4 Away: 4-5 Neutral: 2-0 SEC: 10-8

Player	avg	gp-gs	ab	r	h	2b	3b	hr	rbi	tb	slg%	bb	hp	so	gdp	ob%	sf	sh	sb-att	po	a	e	fld%
15 Mangum, Jake	.380	24-24	100	21	38	7	1	1	10	50	.500	10	3	6	0	.443	2	0	4-7	48	2	2	.962
8 Skelton, Dustin	.325	24-23	83	13	27	4	0	4	19	43	.518	8	1	23	1	.379	3	3	1-2	217	31	0	1.000
11 Westburg, Jordan	.320	24-24	97	21	31	12	0	3	20	52	.536	11	3	29	1	.398	2	0	2-2	23	62	5	.944
17 Foscue, Justin	.300	24-24	100	25	30	9	0	7	24	60	.600	8	0	16	1	.352	0	0	0-0	18	46	3	.955
40 MacNamee, Elijah	.247	24-24	85	17	21	5	0	3	12	35	.412	14	3	14	2	.365	2	0	0-0	28	0	2	.933
4 Jordan, Rowdey	.238	24-23	80	18	19	5	0	4	15	36	.450	13	3	15	1	.361	1	1	2-3	41	0	1	.976
5 Allen, Tanner	.237	24-24	93	12	22	4	0	1	15	29	.312	15	1	21	1	.345	1	1	0-1	194	14	1	.995
-----																							
33 Cumbest, Brad	.294	10-3	17	2	5	3	0	0	2	8	.471	1	0	5	0	.333	0	0	0-0	1	0	0	1.000
32 Jordan, Landon	.273	10-1	11	1	3	0	0	0	3	3	.273	1	0	1	1	.333	0	0	0-0	4	4	0	1.000
12 Jones, Hayden	.267	9-4	15	1	4	1	0	0	0	5	.333	1	0	1	0	.313	0	0	0-1	10	1	0	1.000
2 Halter, Gunner	.262	22-21	65	10	17	4	0	0	8	21	.323	6	0	17	0	.324	0	3	1-1	17	28	8	.849
34 Gilbert, Marshall	.258	17-7	31	3	8	2	0	0	0	10	.323	2	1	9	1	.324	0	0	0-0	7	6	1	.929
10 Hatcher, Josh	.257	16-10	35	4	9	1	0	0	4	10	.286	3	1	11	0	.333	0	0	1-1	1	0	0	1.000
20 Hancock, Luke	.200	6-4	10	3	2	1	0	0	1	3	.300	4	0	2	1	.429	0	0	0-0	2	0	0	1.000
3 Ginn, JT	.000	2-0	2	0	0	0	0	0	0	0	.000	0	0	1	0	.000	0	0	0-0	3	7	0	1.000
31 Bell, Benjamin	.000	3-0	0	0	0	0	0	0	0	0	.000	0	0	0	0	.000	0	0	0-0	0	0	0	.000
Totals	.286	24	824	151	236	58	1	23	133	365	.443	97	16	171	10	.368	11	8	11-18	624	221	27	.969
Opponents	.233	24	789	114	184	35	4	18	104	281	.356	81	22	252	10	.319	7	8	12-24	614	221	28	.968

LOB - Team (191), Opp (169). DPs turned - Team (10), Opp (14). IBB - Team (7), Mangum 3, Allen 2, Jordan, R. 1, MacNamee 1, Opp (1). Picked off - Allen 1, Gilbert 1, Mangum 1.

### (Versus Ranked Opponents Sorted by Earned run avg)

Player	era	w-l	app	gs	cg	sho	sv	ip	h	r	er	bb	so	2b	3b	hr	b/avg	wp	hp	bk	sfa	sha
44 Small, Ethan	1.88	4-1	7	7	0	0/1	0	43.0	16	10	9	13	69	2	1	5	.112	2	3	0	0	2
3 Ginn, JT	3.17	5-3	8	8	1	0/0	0	48.1	40	19	17	10	61	8	0	0	.217	6	3	1	0	1
-----																						
39 Spring, Tyler	0.00	0-0	1	0	0	0/0	0	0.2	0	0	0	2	0	0	0	0	.000	1	0	0	0	0
13 Plumlee, Peyton	3.86	2-2	6	5	0	0/0	0	23.1	16	11	10	8	18	3	1	3	.184	2	2	0	0	1
27 Brock, Bryce	3.86	0-0	3	0	0	0/0	0	2.1	3	1	1	2	3	0	0	0	.300	0	1	0	0	0
19 Liebelt, Jared	4.22	0-0	14	0	0	0/1	2	21.1	23	11	10	6	14	6	0	1	.280	0	2	0	3	0
16 Eagan, Jack	4.26	0-0	5	0	0	0/0	0	6.1	5	4	3	5	8	2	0	1	.250	0	1	0	1	1
46 Barlow, Trysten	5.40	1-1	12	0	0	0/0	0	11.2	9	8	7	7	17	2	0	1	.209	1	5	0	1	1
18 James, Keegan	6.43	1-1	7	4	0	0/0	0	14.0	21	11	10	11	15	3	1	0	.333	6	1	1	0	2
14 Self, Riley	7.11	0-0	6	0	0	0/0	0	6.1	13	5	5	1	5	4	0	1	.433	1	0	0	0	0
24 Gordon, Cole	8.44	2-0	8	0	0	0/0	3	10.2	9	11	10	10	19	0	0	1	.220	3	1	0	1	0
41 White, Colby	8.68	0-1	10	0	0	0/0	0	9.1	10	10	9	3	17	2	0	2	.270	0	1	0	0	0
6 Smith, Brandon	9.82	0-0	7	0	0	0/0	0	7.1	15	9	8	1	5	2	1	2	.455	0	2	0	1	0
55 Price, Spencer	10.80	0-0	4	0	0	0/0	0	3.1	4	4	4	2	1	1	0	1	.286	0	0	0	0	0
Totals	4.46	15-9	24	24	1	1/1	5	208.0	184	114	103	81	252	35	4	18	.233	22	22	2	7	8
Opponents	5.98	9-15	24	24	1	2/1	3	204.2	236	151	136	97	171	58	1	23	.286	24	16	1	11	8

PB - Team (2), Skelton 2, Opp (9). Pickoffs - Team (1), Skelton 1, Opp (3). SBA/ATT - Skelton (11-19), Ginn (8-11), James (3-4), Barlow (0-3), Gilbert (1-3), White (1-2), Gordon (0-1), Plumlee (0-1), Self (0-1), Small (0-1), Jones (0-1).





## Results

Date	Opponent	Score	Inns	Overall	SEC	Pitcher of record	Attend	Time
Feb 15, 2019	YOUNGSTOWN STATE	w 14-3	9	1-0-0	0-0-0	Gordon (W 1-0)	8503	3:00
Feb 16, 2019	YOUNGSTOWN STATE-1	w 14-2	9	2-0-0	0-0-0	Ginn (W 1-0)	9157	3:00
Feb 16, 2019	YOUNGSTOWN STATE-2	w 8-0	9	3-0-0	0-0-0	James (W 1-0)	9157	2:52
Feb 20, 2019	UAB	w 3-2	9	4-0-0	0-0-0	Self (W 1-0)	6539	2:54
Feb 22, 2019	#21 SOUTHERN MISS	L 0-1	(10)	4-1-0	0-0-0	Barlow (L 0-1)	7091	2:33
Feb 23, 2019	#21 SOUTHERN MISS	w 8-1	9	5-1-0	0-0-0	Ginn (W 2-0)	9376	2:35
Feb 24, 2019	#21 SOUTHERN MISS	w 4-3	9	6-1-0	0-0-0	Gordon (W 2-0)	9449	3:21
Feb 26, 2019	JACKSON STATE	w 17-4	9	7-1-0	0-0-0	Cerantola (W 1-0)	7019	2:56
Feb 27, 2019	SOUTHEASTERN LA.	w 12-0	9	8-1-0	0-0-0	Plumlee (W 1-0)	7860	3:01
\$ Mar 01, 2019	vs Sam Houston State	w 5-4	9	9-1-0	0-0-0	Barlow (W 1-1)	6447	2:54
\$ Mar 02, 2019	vs #8 Texas Tech	w 4-2	9	10-1-0	0-0-0	Ginn (W 3-0)	7527	3:23
Mar 05, 2019	#14 EAST CAROLINA	w 4-1	9	11-1-0	0-0-0	James (W 2-0)	7013	3:12
Mar 06, 2019	ARKANSAS-PINE BLUFF	w 14-1	9	12-1-0	0-0-0	Cerantola (W 2-0)	6506	3:08
Mar 08, 2019	MAINE-1	w 9-2	9	13-1-0	0-0-0	Small (W 1-0)	7238	2:42
Mar 08, 2019	MAINE-2	w 5-1	9	14-1-0	0-0-0	Ginn (W 4-0)	7238	2:35
Mar 10, 2019	MAINE	w 9-8	9	15-1-0	0-0-0	White (W 1-0)	7458	3:19
Mar 13, 2019	GRAMBLING	w 18-1	9	16-1-0	0-0-0	Cerantola (W 3-0)	7495	3:19
* Mar 15, 2019	at #4 Florida	w 6-5	9	17-1-0	1-0-0	Small (W 2-0)	4215	3:12
* Mar 16, 2019	at #4 Florida-1	w 10-5	9	18-1-0	2-0-0	Ginn (W 5-0)	4019	3:13
* Mar 16, 2019	at #4 Florida-2	L 2-4	9	18-2-0	2-1-0	James (L 2-1)	3247	2:48
Mar 19, 2019	LITTLE ROCK	w 15-4	9	19-2-0	2-1-0	Eagan (W 1-0)	7470	3:28
Mar 20, 2019	at Samford	w 6-4	9	20-2-0	2-1-0	Spring (W 1-0)	2284	3:23
* Mar 22, 2019	#16 AUBURN	L 5-6	9	20-3-0	2-2-0	White (L 1-1)	10029	3:14
* Mar 23, 2019	#16 AUBURN	w 15-2	9	21-3-0	3-2-0	Ginn (W 6-0)	12343	3:22
* Mar 24, 2019	#16 AUBURN	w 20-15	9	22-3-0	4-2-0	Gordon (W 3-0)	9886	4:11
Mar 26, 2019	MISS. VALLEY STATE	w 18-5	9	23-3-0	4-2-0	Liebelt (W 1-0)	7198	3:24
* Mar 28, 2019	#17 LSU	w 6-5	9	24-3-0	5-2-0	Small (W 3-0)	9797	3:34
* Mar 29, 2019	#17 LSU	L 5-10	9	24-4-0	5-3-0	Ginn (L 6-1)	11262	3:36
* Mar 30, 2019	#17 LSU	L 2-11	9	24-5-0	5-4-0	Plumlee (L 1-1)	11648	3:15
Apr 03, 2019	ULM	w 21-8	9	25-5-0	5-4-0	Smith (W 1-0)	7532	3:46
* Apr 05, 2019	at Tennessee	w 6-3	(11)	26-5-0	6-4-0	Barlow (W 2-1)	2684	3:33
* Apr 06, 2019	at Tennessee	L 1-2	9	26-6-0	6-5-0	Plumlee (L 1-2)	2485	2:46
* Apr 07, 2019	at Tennessee	w 7-5	9	27-6-0	7-5-0	James (W 3-1)	2416	3:09
Apr 10, 2019	SOUTH ALABAMA	w 7-5	9	28-6-0	7-5-0	Smith (W 2-0)	7270	3:13
* Apr 12, 2019	ALABAMA	w 6-0	9	29-6-0	8-5-0	Small (W 4-0)	10386	2:55
* Apr 13, 2019	ALABAMA	w 9-1	9	30-6-0	9-5-0	Plumlee (W 2-2)	11112	3:59
* Apr 14, 2019	ALABAMA	w 13-3	9	31-6-0	10-5-0	Ginn (W 7-1)	8593	3:25
Apr 16, 2019	TEXAS SOUTHERN	w 5-1	9	32-6-0	10-5-0	White (W 2-1)	7402	2:46
* Apr 18, 2019	at #10 Arkansas	L 3-5	9	32-7-0	10-6-0	Small (L 4-1)	8338	2:50
* Apr 19, 2019	at #10 Arkansas	L 5-12	9	32-8-0	10-7-0	Plumlee (L 2-3)	9573	3:58
* Apr 20, 2019	at #10 Arkansas	L 2-10	9	32-9-0	10-8-0	Ginn (L 7-2)	11087	2:58
Apr 23, 2019	vs #23 Ole Miss	w 8-1	9	33-9-0	10-8-0	Barlow (W 3-1)	8638	3:30
* Apr 26, 2019	#3 GEORGIA	w 19-3	9	34-9-0	11-8-0	Small (W 5-1)	9061	3:40
* Apr 27, 2019	#3 GEORGIA	w 9-3	9	35-9-0	12-8-0	Ginn (W 8-2)	9572	3:33
* Apr 28, 2019	#3 GEORGIA	w 6-5	9	36-9-0	13-8-0	Plumlee (W 3-3)	8204	3:18
* May 03, 2019	at #15 Texas A&M	w 4-0	9	37-9-0	14-8-0	Small (W 6-1)	4734	2:51
* May 04, 2019	at #15 Texas A&M-1	L 0-1	7	37-10-0	14-9-0	Ginn (L 8-3)	-	1:56
* May 04, 2019	at #15 Texas A&M-2	w 4-3	7	38-10-0	15-9-0	Plumlee (W 4-3)	7275	2:26

\* = SEC game

\$ = Frisco Classic (Dr Pepper Ballpark; Frisco, Texas)

Rankings from Baseball America

() extra inning game



## Game-by-Game

### Hitting

Date	Opponent	ab	r	h	rbi	2b	3b	hr	tb	bb	ibb	sb	cs	hbp	sac	sf	gdp	k	po	a	e	lob	avg
Feb 15	YOUNGSTOWN ST	40	14	14	14	4	0	2	24	4	0	0	0	0	0	0	0	2	27	6	1	6	.350
Feb 16	YOUNGSTOWN ST	36	14	14	13	5	0	1	22	6	0	1	1	1	0	1	0	3	27	8	0	6	.368
Feb 16	YOUNGSTOWN ST	35	8	11	8	3	1	2	22	3	0	2	0	3	0	0	0	8	27	7	1	9	.351
Feb 20	UAB	29	3	3	3	0	0	0	3	3	0	1	0	1	0	0	0	8	27	13	0	6	.300
Feb 22	SOUTHERN MISS	36	0	7	0	0	0	0	7	0	0	2	1	0	0	0	0	4	30	12	0	6	.278
Feb 23	SOUTHERN MISS	36	8	13	8	1	0	3	23	5	1	1	0	0	0	0	2	6	27	16	0	9	.292
Feb 24	SOUTHERN MISS	35	4	7	4	4	0	0	11	4	1	0	0	0	0	0	1	9	27	9	0	9	.279
Feb 26	JACKSON STATE	35	17	12	12	4	0	2	22	8	0	3	0	3	0	1	1	0	27	6	2	6	.287
Feb 27	SOUTHEASTERN L	33	12	12	10	2	0	2	20	8	0	2	1	2	0	1	0	6	27	6	1	8	.295
Mar 01	vs Sam Houston St	34	5	10	4	3	0	0	13	0	0	1	0	0	1	1	0	6	27	12	2	7	.295
Mar 02	vs Texas Tech	33	4	8	2	1	0	0	9	5	0	1	1	2	1	1	0	9	27	8	0	11	.291
Mar 05	EAST CAROLINA	28	4	6	3	1	0	0	7	5	0	0	0	0	1	1	1	9	27	9	4	7	.285
Mar 06	ARKANSAS-PINE B	36	14	15	13	6	0	0	21	6	1	1	1	2	1	1	0	4	27	9	1	8	.296
Mar 08	MAINE	37	9	14	8	3	0	1	20	2	0	4	1	0	0	0	0	5	27	8	1	6	.302
Mar 08	MAINE	30	5	8	3	1	0	1	12	4	2	2	1	0	0	1	1	5	27	7	2	6	.300
Mar 10	MAINE	35	9	11	9	1	0	2	18	3	1	6	0	2	0	0	1	5	27	10	0	7	.301
Mar 13	GRAMBLING	41	18	18	16	4	2	1	29	8	0	1	1	0	0	1	0	9	27	6	2	8	.311
*Mar 15	at Florida	35	6	10	5	2	0	1	15	4	0	0	0	1	2	0	0	7	27	5	0	9	.309
*Mar 16	at Florida	45	10	17	8	6	0	3	32	0	0	0	0	0	0	0	0	9	27	12	2	8	.314
*Mar 16	at Florida	34	2	8	2	3	0	0	11	1	0	0	0	0	1	0	0	5	24	7	0	7	.310
Mar 19	LITTLE ROCK	40	15	15	13	3	2	0	22	8	0	2	0	0	0	0	1	6	27	9	0	9	.314
Mar 20	at Samford	37	6	11	6	1	1	0	14	7	0	2	0	1	0	0	1	5	27	8	1	12	.313
*Mar 22	AUBURN	37	5	7	3	2	0	0	9	3	0	0	0	2	0	0	0	7	27	10	1	10	.307
*Mar 23	AUBURN	41	15	20	12	5	0	1	28	8	0	1	1	0	0	1	1	7	27	13	0	11	.316
*Mar 24	AUBURN	45	20	21	20	8	0	2	35	5	0	3	0	1	0	1	0	6	27	10	3	8	.323
Mar 26	MISS. VALLEY STA	41	18	17	15	2	0	2	25	5	0	5	0	1	0	2	0	2	27	9	2	7	.327
*Mar 28	LSU	32	6	11	6	3	0	3	23	4	0	2	1	1	1	0	1	6	27	6	2	8	.328
*Mar 29	LSU	35	5	8	4	2	1	1	15	4	0	0	0	0	0	0	0	10	27	7	2	7	.324
*Mar 30	LSU	36	2	10	2	2	0	1	15	2	0	0	1	0	0	0	0	4	27	9	3	9	.323
Apr 03	ULM	39	21	19	20	0	1	2	27	8	0	1	1	2	1	1	1	4	27	9	1	6	.329
*Apr 05	at Tennessee	42	6	11	5	2	0	0	13	5	0	1	1	0	0	0	0	10	33	7	0	8	.326
*Apr 06	at Tennessee	32	1	5	1	0	0	0	5	2	0	1	0	0	0	0	0	6	24	12	1	6	.322
*Apr 07	at Tennessee	35	7	13	7	3	0	2	22	1	0	0	0	3	1	1	2	3	27	18	1	7	.323
Apr 10	SOUTH ALABAMA	32	7	11	7	3	0	2	20	3	0	0	0	1	0	0	1	2	27	12	0	5	.324
*Apr 12	ALABAMA	37	6	13	6	2	0	1	18	1	0	0	0	0	0	0	0	5	27	7	0	8	.324
*Apr 13	ALABAMA	33	9	10	9	0	0	3	19	6	0	0	0	0	1	0	0	7	27	15	1	7	.324
*Apr 14	ALABAMA	41	13	17	12	6	0	1	26	6	0	1	0	0	0	1	0	5	27	12	0	11	.327
Apr 16	TEXAS SOUTHERN	31	5	10	5	1	0	1	14	2	0	0	0	1	2	0	2	3	27	11	1	7	.327
*Apr 18	at Arkansas	32	3	6	3	1	0	2	13	1	0	0	0	1	0	0	0	13	24	7	0	4	.323
*Apr 19	at Arkansas	33	5	5	5	0	0	1	8	5	0	0	0	1	0	0	0	11	24	11	2	7	.319
*Apr 20	at Arkansas	33	2	6	2	0	0	0	6	3	0	0	0	0	0	0	0	6	24	12	1	7	.316
Apr 23	vs Ole Miss	34	8	7	7	1	0	1	11	5	1	0	0	2	0	2	0	10	27	11	1	8	.314
*Apr 26	GEORGIA	38	19	19	16	7	0	1	29	13	2	0	1	1	1	0	2	4	27	5	2	10	.318
*Apr 27	GEORGIA	36	9	12	8	1	0	2	19	3	0	0	0	1	0	2	0	5	27	11	2	9	.319
*Apr 28	GEORGIA	27	6	8	5	2	0	0	10	7	0	1	1	1	0	2	0	6	27	4	2	7	.318
*May 03	at Texas A&M	32	4	8	4	3	0	0	11	2	1	0	0	2	1	1	0	5	27	8	0	7	.317
*May 04	at Texas A&M	22	0	3	0	1	0	0	4	4	0	0	0	0	0	0	2	8	18	10	0	5	.315
*May 04	at Texas A&M	29	4	9	4	2	0	1	14	4	1	0	0	0	0	0	0	5	21	9	0	8	.315
Totals		1685	393	530	352	117	8	51	816	206	11	48	15	39	15	23	21	290	1275	448	48	367	.315



## Game-by-Game

### Pitching

Date	Opponent	ip	h	r	er	bb	so	2b	3b	hr	wp	bk	hbp	dp	ibb	score	w-l	sv	era
Feb 15	YOUNGSTOWN ST	9.0	5	3	3	1	18	1	0	1	1	0	1	0	0	14-3	1-0	0	3.00
Feb 16	YOUNGSTOWN ST	9.0	3	2	2	5	15	0	0	1	1	0	1	0	0	14-2	2-0	0	2.50
Feb 16	YOUNGSTOWN ST	9.0	7	0	0	2	10	0	0	0	1	0	1	1	0	8-0	3-0	0	1.67
Feb 20	UAB	9.0	9	2	2	2	10	0	0	0	1	0	1	0	0	3-2	4-0	1	1.75
Feb 22	SOUTHERN MISS	10.0	3	1	1	2	16	0	0	0	1	0	1	0	0	0-1	4-1	1	1.57
Feb 23	SOUTHERN MISS	9.0	4	1	1	1	11	0	1	0	3	0	1	1	0	8-1	5-1	1	1.47
Feb 24	SOUTHERN MISS	9.0	8	3	3	8	10	1	0	1	2	0	0	1	1	4-3	6-1	1	1.69
Feb 26	JACKSON STATE	9.0	8	4	1	1	11	2	0	0	1	0	2	0	0	17-4	7-1	1	1.60
Feb 27	SOUTHEASTERN L	9.0	2	0	0	2	14	0	0	0	1	0	1	1	0	12-0	8-1	1	1.43
Mar 01	vs Sam Houston St	9.0	11	4	2	0	9	1	1	0	0	0	1	0	0	5-4	9-1	2	1.48
Mar 02	vs Texas Tech	9.0	3	2	2	1	12	0	0	0	2	1	0	0	0	4-2	10-1	3	1.53
Mar 05	EAST CAROLINA	9.0	4	1	1	1	14	2	0	0	1	0	4	1	0	4-1	11-1	4	1.49
Mar 06	ARKANSAS-PINE B	9.0	5	1	1	4	8	1	0	0	1	0	0	1	1	14-1	12-1	4	1.45
Mar 08	MAINE	9.0	7	2	1	2	13	3	0	0	0	0	0	1	0	9-2	13-1	5	1.42
Mar 08	MAINE	9.0	6	1	1	0	13	0	0	0	1	1	0	0	0	5-1	14-1	5	1.39
Mar 10	MAINE	9.0	9	8	8	7	10	1	0	0	1	0	1	1	0	9-8	15-1	6	1.80
Mar 13	GRAMBLING	9.0	6	1	0	3	11	0	0	0	1	0	1	0	0	18-1	16-1	6	1.69
*Mar 15	at Florida	9.0	6	5	5	4	13	0	0	1	1	0	1	0	0	6-5	17-1	6	1.88
*Mar 16	at Florida	9.0	11	5	5	0	12	3	0	1	0	0	1	0	0	10-5	18-1	7	2.04
*Mar 16	at Florida	8.0	8	4	4	2	6	2	0	1	0	1	1	0	0	2-4	18-2	7	2.15
Mar 19	LITTLE ROCK	9.0	5	4	4	6	12	2	0	0	2	0	3	0	0	15-4	19-2	7	2.24
Mar 20	at Samford	9.0	10	4	3	3	14	1	0	1	0	0	2	0	0	6-4	20-2	8	2.27
*Mar 22	AUBURN	9.0	9	6	6	3	11	2	1	2	0	0	0	0	0	5-6	20-3	8	2.43
*Mar 23	AUBURN	9.0	4	2	2	1	9	2	0	0	0	0	1	0	0	15-2	21-3	8	2.42
*Mar 24	AUBURN	9.0	21	15	14	3	8	3	0	2	1	0	2	1	0	20-15	22-3	8	2.88
Mar 26	MISS. VALLEY STA	9.0	2	5	4	5	16	1	0	0	3	0	4	0	0	18-5	23-3	8	2.92
*Mar 28	LSU	9.0	9	5	5	4	17	1	0	1	2	0	0	0	0	6-5	24-3	9	3.00
*Mar 29	LSU	9.0	13	10	8	3	12	4	0	0	0	0	1	0	0	5-10	24-4	9	3.18
*Mar 30	LSU	9.0	11	11	8	6	12	2	0	2	2	0	1	1	0	2-11	24-5	9	3.34
Apr 03	ULM	9.0	11	8	6	5	14	5	0	1	1	0	0	0	0	21-8	25-5	9	3.43
*Apr 05	at Tennessee	11.0	10	3	3	0	12	4	0	0	1	0	1	1	0	6-3	26-5	9	3.40
*Apr 06	at Tennessee	8.0	3	2	1	3	6	1	0	0	0	0	1	0	0	1-2	26-6	9	3.33
*Apr 07	at Tennessee	9.0	9	5	5	0	7	2	0	1	1	0	2	0	0	7-5	27-6	10	3.38
Apr 10	SOUTH ALABAMA	9.0	11	5	5	3	10	1	0	2	1	0	1	2	0	7-5	28-6	11	3.43
*Apr 12	ALABAMA	9.0	4	0	0	4	18	3	0	0	1	0	0	0	0	6-0	29-6	11	3.33
*Apr 13	ALABAMA	9.0	6	1	1	3	5	2	0	0	0	0	1	1	0	9-1	30-6	11	3.27
*Apr 14	ALABAMA	9.0	11	3	3	3	8	3	0	1	1	0	1	0	0	13-3	31-6	11	3.26
Apr 16	TEXAS SOUTHERN	9.0	2	1	0	6	8	0	0	0	0	0	0	2	0	5-1	32-6	11	3.17
*Apr 18	at Arkansas	8.0	9	5	5	2	10	2	0	1	0	0	0	0	0	3-5	32-7	11	3.23
*Apr 19	at Arkansas	8.0	12	12	10	16	10	0	1	1	4	0	0	2	0	5-12	32-8	11	3.41
*Apr 20	at Arkansas	8.0	10	10	9	4	7	2	0	1	0	0	1	1	0	2-10	32-9	11	3.56
Apr 23	vs Ole Miss	9.0	8	1	1	4	9	2	0	0	2	0	1	0	0	8-1	33-9	11	3.49
*Apr 26	GEORGIA	9.0	6	3	2	2	15	2	0	1	0	0	1	0	0	19-3	34-9	11	3.46
*Apr 27	GEORGIA	9.0	7	3	2	5	12	1	0	0	1	0	3	1	0	9-3	35-9	11	3.43
*Apr 28	GEORGIA	9.0	6	5	5	6	9	1	0	2	0	0	1	1	0	6-5	36-9	11	3.46
*May 03	at Texas A&M	9.0	1	0	0	1	8	1	0	0	0	0	1	0	0	4-0	37-9	11	3.39
*May 04	at Texas A&M	6.0	3	1	1	2	7	1	0	0	0	0	0	0	0	0-1	37-10	11	3.36
*May 04	at Texas A&M	7.0	8	3	3	0	2	1	1	1	0	0	0	0	0	4-3	38-10	12	3.37
Totals		425.0	346	183	159	151	524	69	5	26	43	3	48	21	2	393-183	38-10	12	3.37





## Non-Starter Statistics

Player	avg	gp-gs	ab	r	h	2b	3b	hr	rbi	tb	slg%	bb	hp	so	gdp	ob%	sf	sh	sb-att	po	a	e	fld%
8 Skelton, Dustin	1.000	4-0	4	2	4	1	0	1	5	8	2.000	0	0	0	0	1.000	0	0	0-0	6	1	0	1.000
27 Brock, Bryce	.500	1-0	2	1	1	0	0	0	1	1	.500	0	0	0	0	.500	0	0	0-0	1	0	0	1.000
20 Hancock, Luke	.417	11-0	12	3	5	2	0	0	8	7	.583	2	0	3	1	.500	0	0	0-0	10	0	0	1.000
32 Jordan, Landon	.412	17-0	17	6	7	2	0	0	4	9	.529	3	0	2	1	.500	0	0	0-0	2	2	0	1.000
2 Halter, Gunner	.333	3-0	3	2	1	1	0	0	1	2	.667	1	0	0	0	.500	0	1	0-0	1	0	0	1.000
12 Jones, Hayden	.273	11-0	11	1	3	1	0	0	2	4	.364	2	0	2	0	.385	0	0	0-0	20	0	1	.952
10 Hatcher, Josh	.250	14-0	16	2	4	0	0	0	4	4	.250	2	0	5	0	.333	0	0	0-0	2	1	0	1.000
33 Cumbest, Brad	.250	18-0	16	4	4	3	0	0	4	7	.438	2	1	5	0	.350	1	0	0-0	4	0	0	1.000
34 Gilbert, Marshall	.130	20-0	23	0	3	2	0	0	0	5	.217	4	1	11	0	.286	0	0	0-0	12	2	0	1.000
3 Ginn, JT	.000	3-0	3	0	0	0	0	0	0	0	.000	0	0	1	0	.000	0	0	0-0	0	0	0	.000
31 Bell, Benjamin	.000	9-0	1	3	0	0	0	0	0	0	.000	0	0	0	1	.000	0	0	0-0	0	0	0	.000
-----																							
4 Jordan, Rowdey	.000	1-0	0	1	0	0	0	0	0	0	.000	0	0	0	0	.000	0	0	0-0	0	0	0	.000
Totals	.296	48	108	25	32	12	0	1	29	47	.435	16	2	29	3	.394	1	1	0-0	78	37	5	.958
Opponents	.274	48	84	14	23	5	0	3	14	37	.440	9	0	36	1	.340	1	0	1-1	48	34	5	.943

## (All games Sorted by Earned run avg)

Player	era	w-l	app	gs	cg	sho	sv	ip	h	r	er	bb	so	2b	3b	hr	b/avg	wp	hp	bk	sfa	sha
37 Cerantola, Eric	0.00	1-0	3	0	0	0/0	0	4.0	0	1	0	5	8	0	0	0	.000	0	0	0	0	0
43 Breaux, Kale	0.00	0-0	1	0	0	0/0	0	0.1	1	0	0	1	1	1	0	0	.500	0	0	0	0	0
39 Spring, Tyler	2.00	1-0	8	0	0	0/0	0	9.0	6	2	2	5	12	3	0	0	.182	2	1	0	0	0
19 Liebelt, Jared	2.72	1-0	23	0	0	0/4	4	36.1	35	14	11	6	25	9	1	1	.252	1	2	0	3	0
27 Brock, Bryce	3.68	0-0	6	0	0	0/0	0	7.1	10	5	3	5	9	0	0	0	.313	0	2	0	0	0
16 Eagan, Jack	3.71	1-0	13	0	0	0/1	0	17.0	8	8	7	10	27	3	0	1	.151	0	4	0	1	2
14 Self, Riley	3.78	1-0	14	0	0	0/1	0	16.2	21	7	7	3	14	4	0	2	.309	3	1	0	0	0
55 Price, Spencer	3.86	0-0	10	0	0	0/0	0	9.1	9	5	4	6	10	2	0	1	.250	1	1	0	0	1
6 Smith, Brandon	3.91	2-0	18	0	0	0/1	0	23.0	23	11	10	3	18	3	1	3	.267	1	3	0	1	1
41 White, Colby	3.92	2-1	21	0	0	0/2	0	20.2	15	10	9	5	36	3	0	2	.197	1	1	0	0	0
46 Barlow, Trysten	4.05	3-1	20	0	0	0/1	0	20.0	17	10	9	7	27	3	0	2	.224	2	6	0	1	2
18 James, Keegan	4.50	1-0	6	0	0	0/0	0	8.0	5	6	4	7	7	1	1	0	.161	4	2	0	0	0
24 Gordon, Cole	5.79	3-0	17	0	0	0/0	8	23.1	22	16	15	15	36	2	0	2	.244	5	1	0	2	0
13 Plumlee, Peyton	7.27	0-0	4	0	0	0/0	0	8.2	5	7	7	6	11	2	0	0	.152	3	2	0	0	0
Totals	3.89	16-2	48	0	0	4/4	12	203.2	177	102	88	84	241	36	3	14	.230	23	26	0	8	6
Opponents	9.24	3-11	48	0	0	2/1	4	189.0	279	227	194	122	139	70	4	23	.340	45	24	5	15	6

## National Rankings (Games through April 30)


Hitting	NCAA	SEC	Total	Hitting	Name	NCAA	SEC	Total	Pitching	Name	NCAA	SEC	Total
Batting Average	8	2	0.315	Batting Average	Jake Mangum	22	2	0.399	Victories	JT Ginn	9	2	8
On Base Percentage	29	4	0.397		Justin Foscue	207	12	0.342		Ethan Small	88	11	6
Slugging Percentage	12	3	0.484	On Base Percentage	Jake Mangum	143	9	0.451	Saves	Cole Gordon	45	6	8
Hits	5	2	530	Slugging Percentage	Justin Foscue	74	4	0.623	Earned Run Average	Ethan Small	21	3	1.85
Runs	5	2	393	Hits	Jake Mangum	2	1	85		JT Ginn	173	17	3.08
Runs Per Game	8	2	8.2	Runs	Justin Foscue	40	4	68	Hits Allowed Per Nine Innings	Ethan Small	7	3	4.81
Doubles	2	1	117		Jake Mangum	17	4	56		Peyton Plumlee	88	11	6.75
Doubles Per Game	3	1	2.44		Jordan Westburg	48	8	51	WHIP	Ethan Small	3	2	0.78
Triples	179	7	8		Justin Foscue	60	11	49		JT Ginn	63	10	1.03
Triples Per Game	208	7	0.17	Runs Batted In	Elijah MacNamee	106	14	45	Walks Allowed Per Nine Innings	JT Ginn	39	4	1.54
Home Runs	35	7	51		Justin Foscue	42	5	51	Hit Batters	---			
Home Runs Per Game	41	7	1.06		Jordan Westburg	74	7	47	Strikeout-to-Walk Ratio	JT Ginn	8	1	7.45
Base on Balls	101	8	206		Tanner Allen	98	10	45		Ethan Small	16	3	6.78
Hit by Pitch	208	13	39	Doubles	Justin Foscue	34	3	17	Strikeouts	Ethan Small	2	1	122
Sacrifice Bunts	222	11	15		Jake Mangum	34	3	17		JT Ginn	59	9	82
Sacrifice Flies	61	6	23		Jordan Westburg	34	3	17	Strikeouts Per Nine Innings	Ethan Small	2	1	15.04
Stolen Bases	129	9	48		Tanner Allen	79	10	15		JT Ginn	50	9	11.47
Stolen Bases Per Game	147	9	1	Triples	Jake Mangum	129	4	3	Pitching Appearances	Jared Liebelt	79	4	23
				Home Runs	Justin Foscue	34	2	13	Games Started	JT Ginn	23	3	12
					Dustin Skelton	144	18	9		Ethan Small	23	3	12
				Base on Balls	---				Complete Games	JT Ginn	82	3	1
				Hit by Pitch	---								
				Sacrifice Bunts	Gunner Halter	67	1	7					
				Sacrifice Flies	Elijah MacNamee	52	4	5					
					Tanner Allen	141	8	4					
					Jordan Westburg	141	8	4					
				Stolen Bases	Jake Mangum	49	2	20					
				Total Bases	Justin Foscue	17	2	124					
					Jake Mangum	52	5	111					
					Jordan Westburg	146	14	99					
				Toughest to Strike Out	Jake Mangum	4	1	16.4					
					Justin Foscue	97	5	9.5					



## Media Roster



**2 | Gunner Halter**  
IF | R/R | Jr.  
Overland Park, Kan.



**3 | JT Ginn**  
RHP/IF | R/R | Fr.  
Brandon, Miss.



**4 | Rowdey Jordan**  
IF/OF | S/R | So.  
Auburn, Ala.



**5 | Tanner Allen**  
IF/OF | L/R | So.  
Theodore, Ala.



**6 | Brandon Smith**  
RHP/IF | R/R | Fr.  
Richland, Miss.



**8 | Dustin Skelton**  
C | R/R | Jr.  
Olive Branch, Miss.



**10 | Josh Hatcher**  
IF/OF | L/L | So.  
Albany, Ga.



**11 | Jordan Westburg**  
IF | R/R | So.  
New Braunfels, Texas



**12 | Hayden Jones**  
C | L/R | Fr.  
Huntersville, Ind.



**13 | Peyton Plumlee**  
RHP | R/R | Sr.  
Olive Branch, Miss.



**14 | Riley Self**  
RHP | R/R | Jr.  
Coldwater, Miss.



**15 | Jake Mangum**  
OF | S/L | Sr.  
Pearl, Miss.



**16 | Jack Eagan**  
LHP | L/L | R-Jr.  
Wautoma, Wis.



**17 | Justin Foscue**  
IF | R/R | So.  
Huntsville, Ala.



**18 | Keegan James**  
RHP | R/R | R-Jr.  
Southaven, Miss.



**19 | Jared Liebelt**  
RHP | R/R | Sr.  
Aurora, Ill.



**20 | Luke Hancock**  
C | L/R | Fr.  
Houston, Miss.



**23 | Tucker Childers**  
C/IF | L/R | Jr.  
Ripley, Miss.



**24 | Cole Gordon**  
RHP | R/R | Grad.  
Tampa, Fla.



**27 | Bryce Brock**  
LHP/OF | L/L | Fr.  
Hernando, Miss.



**28 | Christian MacLeod**  
LHP | L/L | Fr.  
Huntsville, Ala.



**31 | Benjamin Bell**  
OF | L/R | Fr.  
Madison, Miss.



**32 | Landon Jordan**  
IF | L/R | Fr.  
Poplarville, Miss.



**33 | Brad Cumbest**  
OF | R/R | Fr.  
Hurley, Miss.



**34 | Marshall Gilbert**  
C | R/R | Sr.  
Kenosha, Wis.



**35 | Basiel Williams**  
OF | S/R | Fr.  
Hammond, La.



**36 | Hunter Blalock**  
OF | R/R | Fr.  
Madison, Miss.



**37 | Eric Cerantola**  
RHP | R/R | Fr.  
Oakville, Ontario



**38 | JP Elkins**  
RHP | R/R | So.  
Ridgeland, Miss.



**39 | Tyler Spring**  
RHP | R/R | R-Jr.  
Wiggins, Miss.



**40 | Elijah MacNamee**  
OF | R/R | Sr.  
Cypress, Texas



**41 | Colby White**  
RHP | R/R | Jr.  
Foxworth, Miss.



**43 | Kale Breaux**  
LHP | R/L | R-Jr.  
Sulphur, La.



**44 | Ethan Small**  
LHP | L/L | R-Jr.  
Lexington, Tenn.



**46 | Trysten Barlow**  
LHP | L/L | R-Jr.  
Halls, Tenn.



**55 | Spencer Price**  
RHP | R/R | R-Jr.  
Olive Branch, Miss.



**22 | Chris Lemonis**  
Head Coach  
First Season



**22 | Jake Gautreau**  
Assistant Coach  
Second Season



**42 | Scott Foxhall**  
Assistant Coach  
First Season



**0 | Kyle Cheesebrough**  
Assistant Coach  
First Season