



129 SEASONS
37 NCAA TOURNAMENT APPEARANCES
14 MLB FIRST ROUND DRAFT PICKS
11 SEC CHAMPIONSHIPS
10 COLLEGE WORLD SERIES APPEARANCES
7 SEC TOURNAMENT TITLES



GAME 53
LA TECH
NOTES

2019 Schedule & Results

February			(8-1)
15	YOUNGSTOWN STATE	SECN+	W, 14-3
16	YOUNGSTOWN STATE-1	SECN+	W, 14-2
	YOUNGSTOWN STATE-2	SECN+	W, 8-0
20	UAB	SECN+	W, 3-2
22	#21 SOUTHERN MISS	SECN+	L, 0-1 (10 Inn.)
23	#21 SOUTHERN MISS	SECN+	W, 8-1
24	#21 SOUTHERN MISS	SECN+	W, 4-3
26	JACKSON STATE	SECN+	W, 17-4
27	SOUTHEASTERN LOUISIANA	SECN+	W, 12-0

March (16-4)

Frisco Classic (Frisco, Texas)

1	vs. Sam Houston State	FloLive.tv	W, 5-4
2	vs. #8 Texas Tech	FloLive.tv	W, 4-2
3	vs. Nebraska	FloLive.tv	Canceled
5	ECU	SECN+	W, 4-1
6	ARKANSAS-PINE BLUFF	SECN+	W, 14-1
8	MAINE-1	SECN+	W, 9-2
	MAINE-2	SECN+	W, 5-1
10	MAINE	SECN+	W, 9-8
13	GRAMBLING	SECN+	W, 18-1
15	at #4 Florida *	SECN+	W, 6-5
16	at #4 Florida-1 *	SEC Network	W, 10-4
	at #4 Florida-2 *	SEC Network	L, 2-4
19	LITTLE ROCK	SECN+	W, 15-4
20	at Samford	ESPN3/ESPN+	W, 6-4
22	#16 AUBURN *	SECN+	L, 5-6
23	#16 AUBURN *	SECN+	W, 15-2
24	#16 AUBURN *	SECN+	W, 20-15
26	MISSISSIPPI VALLEY STATE	SECN+	W, 18-5
28	#17 LSU *	ESPNU	W, 6-5
29	#17 LSU *	SEC NETWORK	L, 5-10
30	#17 LSU *	SECN+	L, 2-11

April (12-4)

3	ULM	SECN+	W, 21-8
5	at Tennessee *	SECN+	W, 6-3 (11 Inn.)
6	at Tennessee *	SECN+	L, 1-2
7	at Tennessee *	SECN+	W, 7-5
10	SOUTH ALABAMA	SECN+	W, 7-5
12	ALABAMA *	SECN+	W, 6-0
13	ALABAMA *	SECN+	W, 9-1
14	ALABAMA *	SEC NETWORK	W, 13-3
16	TEXAS SOUTHERN	SECN+	W, 5-1
18	at #10 Arkansas *	ESPNU	L, 3-5
19	at #10 Arkansas *	SECN+	L, 5-12
20	at #10 Arkansas *	SECN+	L, 2-10

Governor's Cup (Pearl, Miss.)

23	vs. #23 Ole Miss	---	W, 8-7
26	#3 GEORGIA *	SECN+	W, 19-3
27	#3 GEORGIA *	SEC NETWORK	W, 9-3
28	#3 GEORGIA *	SECN+	W, 6-5

May (6-1)

2	at #15 Texas A&M *	SEC Network	W, 4-0
3	at #15 Texas A&M *	SECN+	L, 1-0 (7 Inn.)
4	at #15 Texas A&M *	SEC Network	W, 4-3 (7 Inn.)
8	MEMPHIS	SECN+	W, 10-9
10	at #11 Ole Miss *	SECN+	W, 2-0
11	at #11 Ole Miss *	SECN+	W, 8-5
12	at #11 Ole Miss *	ESPN2	W, 11-5
14	LOUISIANA TECH	SECN+	6:30 P.M.
16	SOUTH CAROLINA *	SECN+	6:30 p.m.
17	SOUTH CAROLINA *	SECN+	6:30 p.m.
18	SOUTH CAROLINA *	SECN+	1 p.m.

Rankings from Baseball America | All times central and subject to change
HOME GAMES IN BOLD CAPS | *- Southeastern Conference game

Mississippi State

Record (SEC): 42-10 (18-9)
H/A/N: 29-4 / 10-6 / 3-0
Rankings: Baseball America - 5, CBN - 5
D1Baseball - 5, NCBWA - 4
Perfect Game - 5, USA Today - 5

Head Coach: Chris Lemonis
Record at MSU (Yrs.): 42-10 (1st)
Career Record (Yrs): 183-101-2 (5th)

Batting Average: .317
Runs Per-Game: 8.1
Hits Per-Game: 11.1
Slugging Percentage: .482

ERA: 3.44
K's/BB Ratio: 3.39/1
Batting Average Against: .220

First Year of Baseball: 1885 (129th season)
Program Record: 2,682-1,571-29 (.629)

Louisiana Tech

Record (CUSA): 32-20 (15-12 SEC)
H/A/N: 19-9 / 13-11 / ---
Rankings: ---

Head Coach: Lane Burroughs
Record at LTU (Yrs.): 107-60 (3rd)
Career Record (Yrs): 220-173 (7th)

Batting Average: .284
Runs Per-Game: 6.3
Hits Per-Game: 9.7
Slugging Percentage: .437

ERA: 4.41
K's/BB Ratio: 2.60/1
Batting Average Against: .264

The Rotation

Tuesday, May 14, 2019

MSU: Brandon Smith, RHP, Fr. 2-0, 3.45 ERA
LTU: Logan Robbins, LHP, R-Sr. 4-3, 4.72 ERA

Gameday Information

Louisiana Tech at No. 5 Mississippi State

Dudy Noble Field (Starkville, Miss.)

Tuesday

First Pitch: 6:30 p.m.
TV: ---
Internet Stream: SEC Network+
Radio: MSU Radio Network
(100.9 FM locally)
Audio Stream: HailState.com/plus

The First Pitch

What's Inside

- Mississippi State swept Ole Miss for the second-straight time in Oxford last weekend, marking the first time the Diamond Dawgs have swept consecutive series at Oxford-University Stadium in program history.
- Mississippi State and Louisiana Tech will meet for the 63rd overall time in the series and just the third time since 2007. MSU owns a 37-14-1 series lead against Tech, but the two teams split their last two meetings. **MORE ON PAGE 5**
- Senior **Jake Mangum** already owns the Mississippi State and Southeastern Conference record for career hits, but the Diamond Dawgs leadoff hitter is getting ready to become the first MSU baseball player with multiple 100-plus hit seasons. **MORE ON PAGE 6-7**

- Fans have flooded the gates at Dudy Noble Field thus far in 2019, with six crowds of 10,000-plus through 31 home dates, which is already the second-most in program history. **MORE ON PAGE 10**
- Of the 10 losses in 2019 for the Diamond Dawgs, four of them have come in one-run games, with three of those against ranked opponents.
- Head coach **Chris Lemonis** won his first four games as Mississippi State skipper. Lemonis is one of nine MSU head coaches to win his first career game and one of three to start 4-0 or better. **BIO ON PAGE 3, MORE ON PAGE 10**

Starting Nine

Pos.	Name	Yr.	B/T	Ht./Wt.	Avg.	R	H	RBI	Notes
C	Dustin Skelton	Jr.	R/R	6-0/202	.313	29	50	41	Owens a career-high nine home runs in 2019
1B	Tanner Allen	So.	L/R	5-11/184	.322	45	66	51	Carried a career-best 13 game reached base streak from April 7-May 3
2B	Justin Foscue	So.	R/R	6-0/201	.333	52	72	53	First Diamond Dawg with 10+ home runs since 2017 (Rooker, 23)
SS	Jordan Westburg	So.	R/R	6-3/191	.312	55	62	50	Has reached base in 48 of 51 games played in 2019
3B	Marshall Gilbert	Sr.	R/R	6-0/203	.308	15	24	11	Hitting .462 over the last five games with a .632 on-base percentage
LF	Rowdey Jordan	So.	S/R	5-10/171	.267	43	51	36	Drove in two RBIs in each of the final two games at Ole Miss (4/11-12)
CF	Jake Mangum	Sr.	S/L	6-1/179	.401	60	93	37	MSU & SEC all-time hits leader, ranks No. 7 in NCAA history (368)
RF	Elijah MacNamee	Sr.	R/R	6-3/198	.303	47	56	44	One of five Diamond Dawgs with 16+ doubles
DH	Gunner Halter	Jr.	R/R	6-3/180	.287	34	37	14	Posted a pair of multi-hit games versus Georgia in three starts
-or-	Luke Hancock	Fr.	L/R	5-11/170	.391	6	9	11	Currently on a career-long seven game reached base streak

* Based on the previous games



2019 Roster

Numerical

#	Name	Pos.	B/T	Ht.	Wt.	Yr.	Hometown/High School (Previous School)
2	Gunner Halter	IF	R/R	6-3	180	Jr.	Overland Park, Kan./Blue Valley (Seminole State (Okla.) College)
3	JT Ginn	RHP/IF	R/R	6-2	192	Fr.	Brandon, Miss./Brandon
4	Rowdey Jordan	IF/OF	S/R	5-10	171	So.	Auburn, Ala./Auburn
5	Tanner Allen	IF/OF	L/R	5-11	184	So.	Theodore, Ala./UMS- Wright Prep
6	Brandon Smith	RHP/IF	R/R	6-3	180	Fr.	Richland, Miss./Richland
8	Dustin Skelton	C	R/R	6-0	202	Jr.	Olive Branch, Miss./Magnolia Heights School
10	Josh Hatcher	IF/OF	L/L	6-2	175	So.	Albany, Ga./Lee County
11	Jordan Westburg	IF	R/R	6-3	191	So.	New Braunfels, Texas/New Braunfels
12	Hayden Jones	C	L/R	6-0	185	Fr.	Huntersville, Ind./Carroll
13	Peyton Plumlee	RHP	R/R	6-3	201	Sr.	Olive Branch, Miss./Lewisburg (Northwest Mississippi C.C.)
14	Riley Self	RHP	R/R	6-4	241	Jr.	Coldwater, Miss./Magnolia Heights School
15	Jake Mangum	OF	S/L	6-1	179	Sr.	Pearl, Miss./Jackson Prep
16	Jack Eagan	LHP	L/L	6-3	235	Jr.	Wautoma, Wis./Wautoma (Madison C.C.)
17	Justin Foscue	IF	R/R	6-0	201	So.	Huntsville, Ala./Virgil Grissom
18	Keegan James	RHP	R/R	6-2	214	R-Jr.	Southaven, Miss./DeSoto Central
19	Jared Liebelt	RHP	R/R	6-0	169	Sr.	Aurora, Ill./West Aurora (Waubensee C.C.)
20	Luke Hancock	C	L/R	5-11	170	Fr.	Houston, Miss./Houston
23	Tucker Childers	C/IF	L/R	6-3	235	Jr.	Ripley, Miss./Ripley (Northeast Mississippi C.C.)
24	Cole Gordon	RHP/DH	L/R	6-5	244	Gr.	Tampa, Fla./Steinbrenner
27	Bryce Brock	LHP/OF	L/L	6-0	165	Fr.	Hernando, Miss./Lewisburg
28	Christian MacLeod	LHP	L/L	6-3	215	Fr.	Huntsville, Ala./Huntsville
31	Benjamin Bell	OF	L/R	5-9	180	Fr.	Madison, Miss./Germantown
32	Landon Jordan	IF	L/R	6-0	180	Fr.	Poplarville, Miss./Hancock
33	Brad Cumbest	OF	R/R	6-5	245	Fr.	Hurley, Miss./East Central
34	Marshall Gilbert	C	R/R	6-0	203	Sr.	Kenosha, Wis./Westosha Central (John A. Logan C.C.)
35	Basiel Williams	OF	S/R	6-3	180	Fr.	Hammond, La./Ponchatoula
36	Hunter Blalock	OF	R/R	6-5	195	Fr.	Madison, Miss./Madison Central
37	Eric Cerantola	RHP	R/R	6-5	195	Fr.	Oakville, Ontario/Ecole Secondaire Catholique Sainte-Trinite
38	JP Elkins	RHP	R/R	6-1	190	So.	Ridgeland, Miss./Ridgeland (Hinds C.C.)
39	Tyler Spring	RHP	R/R	6-4	202	R-Jr.	Wiggins, Miss./Stone (Jones County C.C.)
40	Elijah MacNamee	OF	R/R	6-3	198	Sr.	Cypress, Texas/Cypress Ranch (Blinn C.C.)
41	Colby White	RHP	R/R	6-0	190	Jr.	Foxworth, Miss./West Marion (Pearl River C.C.)
43	Kale Breaux	LHP	R/L	5-11	193	R-Jr.	Sulphur, La./Sulphur
44	Ethan Small	LHP	L/L	6-3	214	R-Jr.	Lexington, Tenn./Lexington
46	Trysten Barlow	LHP	L/L	6-1	215	R-Jr.	Halls, Tenn./Dyer County
55	Spencer Price	RHP	R/R	6-2	228	R-Jr.	Olive Branch, Miss./DeSoto Central (Meridian C.C.)

22 Chris Lemonis - Head Coach (First Season at Mississippi State, Fifth Overall; The Citadel, 1992)

21 Jake Gautreau - Assistant Coach (Second Season; Tulane, 2011)

42 Scott Foxhall - Assistant Coach (First Season; College of Charleston, 2004)

0 Kyle Cheesebrough - Volunteer Assistant Coach (First Season; Louisville, 2010)

Roger Rodeheaver - Coordinator of Operations (First Season; Indiana, 2010)

Tyler Younger - Coordinator of Player Development (First Season; Methodist College, 2013)

Seth Diters - Strength and Conditioning Coach (First Season; Springfield College, 2008)

Jason Wire - Associate Athletic Trainer (Ninth Season; St. Cloud State, 2006)

Alphabetical

#	Name	Pos.	B/T	Ht.	Wt.	Yr.
5	Tanner Allen	IF/OF	L/R	5-11	184	So.
46	Trysten Barlow	LHP	L/L	6-1	215	R-Jr.
31	Benjamin Bell	OF	L/R	5-9	180	Fr.
36	Hunter Blalock	OF	R/R	6-5	195	Fr.
43	Kale Breaux	LHP	R/L	5-11	193	R-Jr.
27	Bryce Brock	LHP/OF	L/L	6-0	165	Fr.
0	Kyle Cheesebrough	Assistant Coach				
37	Eric Cerantola	RHP	R/R	6-5	195	Fr.
23	Tucker Childers	C/IF	L/R	6-3	235	Jr.
33	Brad Cumbest	OF	R/R	6-5	245	Fr.
16	Jack Eagan	LHP	L/L	6-3	235	Jr.
38	JP Elkins	RHP	R/R	6-1	190	So.
17	Justin Foscue	IF	R/R	6-0	201	So.
42	Scott Foxhall	Assistant Coach				
21	Jake Gautreau	Assistant Coach				
34	Marshall Gilbert	C	R/R	6-0	203	Sr.
3	JT Ginn	RHP/IF	R/R	6-2	192	Fr.
24	Cole Gordon	RHP/DH	L/R	6-5	244	Gr.
2	Gunner Halter	IF	R/R	6-3	180	Jr.
20	Luke Hancock	C	L/R	5-11	170	Fr.
10	Josh Hatcher	IF/OF	L/L	6-2	175	So.
18	Keegan James	RHP	R/R	6-2	214	R-Jr.
12	Hayden Jones	C	L/R	6-0	185	Fr.
4	Rowdey Jordan	IF/OF	S/R	5-10	171	So.
32	Landon Jordan	IF	L/R	6-0	180	Fr.
22	Chris Lemonis	Head Coach				
19	Jared Liebelt	RHP	R/R	6-0	169	Sr.
28	Christian MacLeod	LHP	L/L	6-3	215	Fr.
40	Elijah MacNamee	OF	R/R	6-3	198	Sr.
15	Jake Mangum	OF	S/L	6-1	179	Sr.
13	Peyton Plumlee	RHP	R/R	6-3	201	Sr.
55	Spencer Price	RHP	R/R	6-2	228	R-Jr.
14	Riley Self	RHP	R/R	6-4	241	Jr.
8	Dustin Skelton	C	R/R	6-0	202	Jr.
44	Ethan Small	LHP	L/L	6-3	214	R-Jr.
6	Brandon Smith	RHP/IF	R/R	6-3	180	Fr.
39	Tyler Spring	RHP	R/R	6-4	202	R-Jr.
11	Jordan Westburg	IF	R/R	6-3	191	So.
41	Colby White	RHP	R/R	6-0	190	Jr.
35	Basiel Williams	OF	S/R	6-3	180	Fr.

Program Quick Facts

School Information

Location	Starkville, Mississippi
Founded	1878
Enrollment	22,201
President	Dr. Mark E. Keenum
Faculty Representative	Dr. Steven Turner
Director of Athletics	John Cohen
Twitter	@JohnCohenAD
Affiliation	NCAA Division I
Conference	Southeastern - Western Division
Nickname	Bulldogs
Colors	Maroon and White
Athletic Department Phone	(662) 325-2532
Ticket Office Phone	(662) 325-2600

Stadium

Name	Dudy Noble Field, Polk-DeMent Stadium
Capacity	15,000+
Field Dimensions	Left-330, Left Center-385, Center-400, Right Center-380, Right-305
Press Box Phone	(662) 325-3776

2018 Team Information

Overall Record (SEC; Finish)	39-29 (15-15; T3rd in West)
Home/Away/Neutral	16-7/10-17/13-5
Postseason	College World Series
Lettermen Returning/Lost	18/11
Position Starters Returning/Lost (120+ ABs)	8/2
Pitchers Returning/Lost (Min. 5 app.)	5/7
Newcomers	17 (11 Freshmen, 6 Transfers)

Program Information

First Year of Baseball	1885 (129th season)
First Year in SEC	1933 (Charter Member)
All-Time Record (Win %)	2,682-1,571-29 (.629)
All-Time SEC Record (Win %)	956-821-3 (.538)
SEC Championships (Last)	11 (2016)
SEC Tournament Championships (Last)	7 (2012)
NCAA Tournaments (Last)	37 (2018)
NCAA Super Regionals (Last)	8 (2018)
College World Series (Last)	10 (2018)

Pronunciation Guide

Trysten Barlow	TRIS-ten
Hunter Blalock	BLAY-lock
Kale Breaux	BRO
Eric Cerantola	Sare-an-TOE-la
Jack Eagan	E-ginn (hard G)
Justin Foscue	Foss-Q
Jake Gautreau	Go-tro (both long O)
Rowdey Jordan	Rouw-D
Chris Lemonis	LUH-moan-iss
Jared Liebelt	LEE-belt
Christian MacLeod	Mc-CLOUD
Elijah MacNamee	Mac-NUH-me
Basiel Williams	Basil (like the spice)



CHRIS LEMONIS

Head Coach | First Season at Mississippi State (Fifth Overall)



When Chris Lemonis stepped to the podium on June 25, 2018 at Dudy Noble Field to become the 18th head baseball coach in Mississippi State's storied history, a journey of nearly 40 years came full circle. The son of a 1973 State graduate, Lemonis resided in Starkville as a child and now returned to lead one of the perennial powerhouses in college baseball.

One of the top recruiters and player development coaches in the country, Lemonis has seen success at every coaching stop. After helping his alma mater, The Citadel, to five NCAA Regional appearances in 12 seasons as an assistant coach, Lemonis joined college teammate Dan McDonnell's staff at Louisville and quickly turned the Cardinals into a consistent Omaha contender. After helping Louisville to seven postseason berths in eight years, the 2013 American Baseball Coaches Association/Baseball America Assistant Coach of the Year headed to Indiana University to take his first head coaching job in 2015.

In his first season at the helm of Indiana, the Hoosiers found themselves in the NCAA Tournament and, after finishing third in the Big Ten standings during his second season, Lemonis became the first coach in program history to take IU to back-to-back NCAA Tournaments in years three and four. The 2018 Hoosiers took the No. 2 seed into the NCAA Austin Regional, falling in the regional final to eventual College World Series participant Texas. Three of IU's eight appearances in the NCAA Tournament came under Lemonis' watch.

Overall, Lemonis enters his 25th season as a collegiate coach in 2019, making three College World Series appearances as a coach, earning 15 NCAA tournament berths and aiding in three 50-win seasons. His pupils have earned 25 All-America honors, 12 Freshman All-America laurels and 65 have signed professional baseball contracts, with 14 getting the call up to Major League Baseball.

Owning a head coaching record of 141-91-2, Lemonis was also a part of nearly 800 wins as an assistant coach. During his time at Indiana, Lemonis' teams averaged 35.3 wins per season, including a 40-win campaign during his final season in Bloomington. He averaged 39.2 victories per year during his career in an assistant role, bolstered by a 44.9 wins-per-season average at Louisville. The Cardinals were college baseball's winningest program during that eight-year span.

Lemonis' 15 postseason appearances have spanned all three of his coaching stops, with five coming as an assistant at The Citadel, seven during his assistant coaching tenure at Louisville and three as the head coach at Indiana. The Cardinals advanced to the Super Regionals on four occasions, punching a ticket to Omaha three times.

Along with his success on the field, Lemonis has always held academics to the highest standard, as well. In his final season at Indiana, a program-record 16 baseball student-athletes were named to the Big Ten Spring Academic Honor Roll, while 26 Cardinal baseball student-athletes earned ACC Honor Roll selections during his final season in Louisville. Already at Mississippi State, Lemonis has shown his dedication to his student-athletes in the classroom, as the program posted a 3.04 GPA during the fall semester.

Lemonis not only understands what it takes to get to Omaha as a coach but also as a player. A 1992 graduate of The Citadel, Lemonis added a 1990 appearance in the College World Series as a student-athlete. The appearance makes the Bulldogs one of just three school in Southern Conference history (Duke, Wake Forest) and only current member of the conference to advance to Omaha.

A two-time All-Southern Conference honoree, Lemonis led The Citadel in home runs three times. During his senior season, Lemonis led the Bulldogs with a .367 average, 19 doubles, 52 runs, 10 home runs and 66 RBIs. A member of the 1993 All-Southern Conference Tournament team, Lemonis ranks among the top 15 all-time at The Citadel in RBIs (152), home runs (23) and slugging percentage (.538).

Lemonis' father, Thomas, was a 1973 Mississippi State graduate in electrical engineering, with Chris living in Starkville as a newborn during his father's time at State.

A native of Myrtle Beach, S.C., Lemonis and his wife, Jill, have two daughters, Marissa and Mackenzie.

Personal

Hometown:	Myrtle Beach, S.C.
Wife:	Jill Lemonis
Children:	Marissa & Mackenzie Lemonis
College:	The Citadel, 1992

Coaching Career

2019-	Mississippi State Head Coach
2015-18	Indiana Head Coach
2007-14	Louisville Assistant Coach
2003-06	The Citadel Associate Head Coach
1995-2002	The Citadel Assistant Coach

Lemonis Year-by-Year

As a Head Coach

Yr.	School	Record	Postseason
2019	Mississippi State	42-10	--
2018	Indiana	40-19	NCAA Regional
2017	Indiana	34-24-2	NCAA Regional
2016	Indiana	32-24	--
2015	Indiana	35-24	NCAA Regional
Totals	Four Seasons	183-101-2	3 NCAA Regionals

As an Assistant Coach

Yr.	School	Record	Postseason
2014	Louisville	50-17	College World Series
2013	Louisville	51-14	College World Series
2012	Louisville	41-22	NCAA Regional
2011	Louisville	32-29	
2010	Louisville	50-14	NCAA Regional
2009	Louisville	47-18	NCAA Super Regional
2008	Louisville	41-21	NCAA Regional
2007	Louisville	47-24	College World Series
2006	The Citadel	34-27	
2005	The Citadel	25-34	
2004	The Citadel	39-28	NCAA Regional
2003	The Citadel	32-25	
2002	The Citadel	31-26	
2001	The Citadel	38-24	NCAA Regional
2000	The Citadel	39-20	
1999	The Citadel	41-20	NCAA Regional
1998	The Citadel	37-24	NCAA Regional
1997	The Citadel	37-21	
1996	The Citadel	33-26	
1995	The Citadel	39-21	NCAA Regional
Totals	20 Seasons	784-455	15 NCAA Regionals

Four NCAA Super Regionals
Three College World Series





Mississippi State When...

	2018	2019
Overall	39-29	42-10
vs. Top-5 Teams	10-1	5-1
vs. Top-10 Teams	10-1	5-5
vs. Top-25 Teams	18-18	14-10
Non-Conference	24-14	24-1
SEC	15-15	18-9
SEC East	5-7	7-2
SEC West	10-8	11-7
At Home	16-7	29-4
On the Road	10-17	10-6
At Neutral Sites	13-5	3-0
In Day Games	18-15	23-5
In Night Games	21-14	19-5
vs. Teams .500 Or Better	31-24	27-10
vs. Teams Worse Than .500	8-5	15-0
vs. Left-Handed Starter	15-6	13-2
vs. Right-Handed Starter	24-23	29-8
When Starter Receives Decision	21-15	24-8
When Reliever Receives Decision	18-14	18-2
When Starter Goes 5+ Innings	25-12	24-7
When Starter Goes <5 Innings	14-17	18-3
When Scoring First	23-8	26-4
When Opponent Scores First	16-21	16-6
When Leading After 6 Innings	25-5	33-1
When Trailing After 6 Innings	7-22	4-8
When Tied After 6 Innings	7-2	5-1
When Leading After 8 Innings	32-3	39-0
When Trailing After 8 Innings	2-25	0-8
When Tied After 8 Innings	5-1	2-1
In One-Run Games	7-6	9-4
In Two-Run Games	10-1	5-2
In 5+ Run Games	17-9	22-4
Weekend Series W-L-T	6-7	10-2-0
Series Sweeps/Times Swept	3/2	5/1
When Scoring 0-2 Runs	1-14	1-6
When Scoring 3-5 Runs	10-13	9-4
When Scoring 6-9 Runs	13-1	16-0
When Scoring 10+ Runs	15-1	16-0
Shutouts/Times Shut Out	3/3	5/2
In Extra Innings	6-3	1-1
When Opponent Scores 4 Runs Or Less	25-8	29-4
When Opponent Scores 5 Runs Or More	14-21	13-6
When Out-Hitting Opponent	28-8	36-2
When Out-Hit by Opponent	7-20	4-6
When Hits Are Equal	4-1	2-2
When Hitting A Home Run	24-9	28-4
When Opponent Hits A Home Run	21-13	15-6
When Errorless	15-12	17-4
When Committing One Error	14-7	11-3
When Committing 2+ Errors	10-10	14-3
When Opponent is Errorless	9-14	10-7
When Opponent Commits One Error	17-11	11-2
When Opponent Commits 2+ Errors	13-4	21-1
Game 1 of Weekend	7-8	10-3
Game 2 of Weekend	9-6	9-4
Game 3 of Weekend	8-7	9-3
Monday	1-0	--
Tuesday	4-2	6-0
Wednesday	6-3	8-0
Thursday	1-1	1-1
Friday	8-9	10-4
Saturday	10-8	10-5
Sunday	9-6	7-0

Uniform breakdown on page 6

NOTE: Rankings based on Baseball America poll.

How It Was Won

Below is a chart representing how the eventual game-winning run was recorded for Mississippi State in 2019.

Gm	Opponent	Final	Player	Inn.	Outs	Play	Score at Time
1.	Youngstown State	14-3	Tanner Allen	8	--	RBI fielder's choice	3-3
2.	Youngstown State	14-2	Justin Foscue	1	1	Sacrifice fly to right-center field	2-2
3.	Youngstown State	8-0	Justin Foscue	2	--	Solo home run	0-0
4.	UAB	3-2	Jake Mangum	7	2	2RBI single to right field	1-2
5.	Southern Miss	0-1	---				
6.	Southern Miss	8-1	Jake Mangum	2	2	RBI single through the left side	1-0
7.	Southern Miss	4-3	Tanner Allen *	9	2	RBI double down the right-field line	3-3
8.	Jackson State	17-4	Justin Foscue	3	2	2-run home run to left-center field	3-0
9.	Southeastern Louisiana	12-0	Justin Foscue	1	1	Grand Slam to left field	0-0
10.	vs. Sam Houston State	5-4	Justin Foscue	8	--	Scored on a fielding error by the shortstop	4-4
11.	vs. Texas Tech	4-2	Tanner Allen	5	2	Scored on a fielding error by the shortstop	2-1
12.	East Carolina	4-1	Gunner Halter	5	1	RBI single through the right side	1-0
13.	Arkansas-Pine Bluff	14-1	Marshall Gilbert	2	1	RBI single up the middle	1-0
14.	Maine	9-2	Jordan Westburg	5	1	3-run home run to left field	1-0
15.	Maine	5-1	Dustin Skelton	2	--	2-run home run to left-center field	1-0
16.	Maine	9-8	Elijah MacNamee	8	2	RBI single through the left side	8-8
17.	Grambling	18-1	Josh Hatcher	4	2	RBI double to left-center field	1-1
18.	at Florida	6-5	Elijah MacNamee	9	1	2RBI double to left-center field	4-2
19.	at Florida	10-5	Jordan Westburg	7	--	RBI double to right-center field	5-1
20.	at Florida	2-4	---				
21.	Little Rock	15-4	Elijah MacNamee	2	1	RBI fielder's choice	4-4
22.	at Samford	6-4	Jake Mangum	7	2	RBI single through the left side	4-4
23.	Auburn	5-6	---				
24.	Auburn	15-2	Dustin Skelton	1	1	RBI single to left-center field	2-0
25.	Auburn	20-15	Jordan Westburg	8	1	RBI double to right-center field	15-15
26.	Mississippi Valley State	18-5	Elijah MacNamee	5	--	2RBI single to center field	5-5
27.	LSU	6-5	---				
28.	LSU	5-10	---				
29.	LSU	2-11	---				
30.	ULM	21-8	Rowdey Jordan	4	1	RBI single to first base	7-4
31.	at Tennessee	6-3	Tanner Allen	11	2	RBI single to left-center field	3-2
32.	at Tennessee	1-2	---				
33.	at Tennessee	7-5	Jake Mangum	6	2	2RBI double down the left-field line	4-3
34.	South Alabama	7-5	Tanner Allen	7	1	3-run home run to center field	4-3
35.	Alabama	6-0	Brad Cumbest	2	1	RBI single to left field	0-0
36.	Alabama	9-1	Rowdey Jordan	4	1	2RBI single to left field	0-0
37.	Alabama	13-3	Rowdey Jordan	2	2	RBI single through the right side	3-0
38.	Texas Southern	5-1	Justin Foscue	8	--	RBI single through the left side	1-1
39.	at Arkansas	3-5	---				
40.	at Arkansas	5-12	---				
41.	at Arkansas	2-10	---				
42.	vs. Ole Miss	8-1	Justin Foscue	6	1	2RBI double down the right-field line	1-1
43.	Georgia	19-3	Tanner Allen	2	2	RBI walk	3-1
44.	Georgia	9-3	Jordan Westburg	2	1	Sacrifice fly to center field	3-0
45.	Georgia	6-5	Josh Hatcher	8	--	Fielder's choice double play scored a run	6-1
46.	at Texas A&M	4-0	Rowdey Jordan	4	--	Sacrifice fly to center field	0-0
47.	at Texas A&M	0-1	---				
48.	at Texas A&M	4-3	Justin Foscue	7	2	Solo home run to left field	4-1
49.	Memphis	10-9	Elijah MacNamee	8	1	2RBI double to right-center field	8-9
50.	at Ole Miss	2-0	Tanner Allen	3	2	RBI double to right field	0-0
51.	at Ole Miss	8-5	Tanner Allen	7	--	2RBI single to center field	2-4
52.	at Ole Miss	11-5	Justin Foscue	4	2	RBI double down the left-field line	5-3

* - Walk-off hit





Inside the Series

Series Notes

- Mississippi State and Louisiana Tech will meet for the 63rd time on Tuesday at Dudy Noble Field, with Mississippi State owning a 37-14-1 edge on the all-time ledger.

Overall	Mississippi State leads 37-14-1
In Starkville	Mississippi State leads 21-5-1
In Ruston	Mississippi State leads 14-9
Neutral Site Games	Mississippi State leads 2-0
NCAA Tournament	Mississippi State leads 1-0
- Three games during the 1905 season kicked off the series, with State taking all three of those contests. Louisiana Tech grabbed its first win 71 years later - the next meeting - with a 2-1 win in Starkville.
- Mississippi State has the longest winning streak in the series at nine games (1981-86), while Louisiana Tech won three-straight games (1991-92) for its longest winning streak.
- Over the last 10 games, Mississippi State is 7-2-1 against Louisiana Tech.

Recent Series History

Year	Location	Result
1990	Starkville	W, 10-0
1990	Starkville	W, 6-1
1991	Ruston	L, 3-7
1991	Ruston	L, 4-5
1992	Starkville	L, 1-9
1992	Starkville	W, 7-5
3/9/1993	Ruston	W, 6-5
3/10/1993	Ruston	W, 18-8
4/6/1994	Starkville	L, 1-10
4/6/1994	Starkville	W, 5-1
4/5/1995	Ruston	W, 7-4
4/5/1995	Ruston	L, 2-4
4/9/1996	Starkville	W, 5-2
4/10/1996	Starkville	W, 6-5
2/21/1998	Starkville	W, 10-4
2/26/2002	Ruston	W, 14-7
3/5/2003	Starkville	T, 5-5 (6)
3/16/2004	Jackson, Miss.	W, 7-0
5/12/2004	Starkville	W, 10-7
3/8/2005	Starkville	W, 5-3
3/7/2006	Starkville	W, 11-1
4/4/2006	Ruston	L, 12-13
6/5/2016	Starkville !	W, 4-0
3/7/2017	Starkville	L, 2-3

! - NCAA Regional

Week-by-Week Polls

Week	BA	CB	D1	BW	PG	USA	RPI
Preseason	9	27	14	13	17	15	--
Week 1 - Feb. 18	9	25	14	12	17	--	--
Week 2 - Feb. 25	9	16	12	11	17	--	--
Week 3 - March 4	8	8	7	7	6	8	64
Week 4 - March 11	7	5	6	5	5	5	75
Week 5 - March 18	2	2	2	2	2	4	39
Week 6 - March 25	2	4	2	3	2	2	18
Week 7 - April 1	5	10	8	9	6	8	28
Week 8 - April 8	5	10	6	T5	5	6	12
Week 9 - April 15	3	3	3	3	2	2	10
Week 10 - April 22	9	9	9	10	11	8	12
Week 11 - April 29	6	7	6	7	6	7	5
Week 12 - May 6	5	6	5	6	5	6	3
Week 13 - May 13	5	5	5	4	5	5	3
Week 14 - May 20							
Week 15 - May 27							
Final Poll							

BA - Baseball America, CB - Collegiate Baseball Newspaper, D1 - D1Baseball, BW - National Collegiate Baseball Writers Association, PG - Perfect Game, USA - USA Today Coaches Poll, RPI - NCAA RPI

In The Polls

Baseball America			Collegiate Baseball			D1Baseball			NCBWA			Perfect Game			USA Today/Coaches		
1. UCLA	41-8	1	1. UCLA	41-8	1	1. UCLA	41-8	1	1. UCLA	41-8	1	1. UCLA	41-8	1	1. UCLA	41-8	1
2. Vanderbilt	41-10	2	2. Vanderbilt	41-10	2	2. Vanderbilt	41-10	3	2. Vanderbilt	41-10	2	2. Vanderbilt	41-10	2	2. Vanderbilt	41-10	2
3. Stanford	37-9	3	3. Stanford	37-9	4	3. Stanford	37-9	2	3. Stanford	37-9	3	3. Stanford	37-9	3	3. Stanford	37-9	3
4. Arkansas	39-13	4	4. Arkansas	39-13	5	4. Arkansas	39-13	4	4. Mississippi State	42-10	6	4. Arkansas	39-13	4	4. Arkansas	39-13	4
5. Mississippi State	42-10	5	5. Mississippi State	42-10	6	5. Mississippi State	42-10	5	5. Arkansas	39-13	5	5. Mississippi State	42-10	5	5. Mississippi State	42-10	6
6. Georgia	39-14	7	6. UC Santa Barbara	40-7	7	6. Georgia Tech	35-15	7	6. East Carolina	39-12	8	6. East Carolina	39-12	7	6. Georgia Tech	35-15	8
7. East Carolina	39-12	8	7. Louisville	40-12	3	7. Georgia	39-14	8	7. Georgia Tech	35-15	10	7. UC Santa Barbara	40-7	8	7. Georgia	39-14	7
8. Georgia Tech	35-15	10	8. East Carolina	39-12	9	8. East Carolina	39-12	9	8. Texas Tech	34-14	9	8. Georgia Tech	35-15	9	T8. Louisville	40-12	5
9. Texas Tech	34-14	9	9. Georgia	39-14	8	9. Louisville	40-12	6	9. Georgia	39-14	7	9. Georgia	39-14	10	T8. East Carolina	39-12	9
10. Louisville	40-12	6	10. Oregon State	33-15-1	11	10. Texas Tech	34-14	10	10. Louisville	40-12	4	10. Louisville	40-12	6	10. Texas Tech	34-14	10
11. Oregon State	33-15-1	12	11. Georgia Tech	35-15	12	11. Oregon State	33-15-1	12	11. UC Santa Barbara	40-7	13	11. Texas Tech	34-14	11	11. UC Santa Barbara	40-7	13
12. UC Santa Barbara	40-7	13	12. Miami (Fla.)	36-15	22	12. Baylor	32-13	14	12. Oregon State	33-15-1	12	12. Oregon State	33-15-1	13	12. Oregon State	33-15-1	11
13. NC State	39-14	17	13. North Carolina	36-15	10	13. Oklahoma State	30-17	18	13. Baylor	32-13	14	13. NC State	39-14	17	13. Baylor	32-13	15
14. Miami (Fla.)	36-15	18	14. Baylor	32-13	14	14. UC Santa Barbara	40-7	16	14. Oklahoma State	30-17	20	14. Miami (Fla.)	36-15	18	14. NC State	39-14	16
15. Baylor	32-13	15	15. Texas Tech	34-14	15	15. Ole Miss	32-20	11	15. Miami (Fla.)	36-15	17	15. Texas A&M	34-18-1	19	15. North Carolina	36-15	12
16. Oklahoma State	30-17	22	16. Oklahoma State	30-17	16	16. Texas A&M	34-18-1	17	16. Texas A&M	34-18-1	18	16. Baylor	32-13	16	16. Ole Miss	32-20	14
17. Ole Miss	32-20	11	17. Florida State	34-18	23	17. NC State	39-14	19	17. North Carolina	36-15	11	17. West Virginia	31-18	20	17. Miami (Fla.)	36-15	19
18. Texas A&M	34-18-1	19	18. Ole Miss	32-20	13	18. Miami (Fla.)	36-15	20	18. NC State	39-14	19	18. Oklahoma State	30-17	25	18. Oklahoma State	30-17	21
19. West Virginia	31-18	21	19. Arizona State	35-14	17	19. LSU	31-21	15	19. Ole Miss	32-20	15	19. North Carolina	36-15	14	19. Texas A&M	34-18-1	18
20. North Carolina	36-15	14	20. LSU	31-21	18	20. North Carolina	36-15	13	20. West Virginia	31-18	21	20. LSU	31-21	15	20. LSU	31-21	17
21. Missouri	34-18-1	20	21. Indiana	33-18	25	21. West Virginia	31-18	22	21. LSU	31-21	16	21. Ole Miss	32-20	12	21. West Virginia	31-18	23
22. LSU	31-21	16	22. Michigan	37-13	19	22. Florida State	34-18	23	22. Florida State	34-18	25	22. UC Irvine	31-15	23	T22. Florida State	34-18	25
23. Dallas Baptist	36-15	NR	23. Texas A&M	34-18-1	21	23. Illinois	34-16	25	23. Tennessee	35-17	27	23. BYU	33-14	24	T22. Missouri	34-18-1	22
24. BYU	33-14	25	24. Central Michigan	39-12	28	24. Missouri	34-18-1	21	24. Missouri	34-18-1	22	24. Illinois	34-16	NR	24. Illinois	34-16	NR
25. Fresno State	32-14-1	NR	25. NC State	39-14	20	25. Indiana	33-18	NR	25. Illinois	34-16	28	25. Missouri	34-18-1	22	25. Arizona State	35-14	20
			26. West Virginia	31-18	NR				26. Arizona State	35-14	22						
			27. Dallas Baptist	36-15	NR				27. Dallas Baptist	36-15	NR						
			28. Fresno State	32-14-1	29				27. Michigan	37-13	24						
			29. FAU	34-17	24				29. BYU	33-14	26						
			30. BYU	33-14	30				30. Indiana	33-18	NR						

2019 Opponents in Bold



Mangum's Record Watch

Career Hits - Mississippi State

Player (Seasons)	Hits
1. Jake Mangum (2016-present)	368
2. Jeffrey Rea (2004-07)	335
3. Richard Lee (1995-98)	328
4. Travis Chapman (1997-2000)	327
5. Steve Gendron (2001-04)	316

Career Hits - Southeastern Conference

Player (Seasons)	Hits
1. Jake Mangum, Mississippi State (2016-present)	368
2. Eddy Furniss, LSU (1995-98)	352
3. Preston Tucker, Florida (2009-12)	341
Jay Waggoner, Auburn (1992-95)	341
5. Jeffery Rea, Mississippi State (2004-07)	335
6. Taylor Dugas, Alabama (2009-12)	334
Antoine Duplantis, LSU (2016-present)	334
8. Blake Dean, LSU (2007-10)	332
9. Richard Lee, Mississippi State (1995-98)	328
10. Travis Chapman, Mississippi State (1997-00)	327
Jason Williams, LSU (1993-96)	327
12. Andy Phillips, Alabama (1996-99)	322
13. Mark Ellis, Florida (1996-99)	319
14. Steve Gendron, Mississippi State (2001-04)	316
15. Chris Burke, Tennessee (1999-01)	314

Batting Average

Player (Seasons)	H-AB	Avg.
1. Will Clark (1983-85)	209-34	.391
2. Mark Gillaspie (1980-81)	139-362	.384
3. Rafael Palmeiro (1983-85)	268-720	.372
4. Jimmy Bragan (1948-50)	86-233	.369
5. Jake Mangum (2016-present)	368-1,004	.367
6. Jackie Parker (1953-54)	52-142	.366
Tommy Raffo (1987-90)	278-760	.366
8. Braxton Nail (1952-55)	55-152	.362
9. Dan Paradoa (1986-87)	159-441	.361
10. Brian Wiese (1996-99)	242-674	.359

Career At-Bats - Mississippi State

Player (Seasons)	At-Bats
1. Jake Mangum (2016-present)	1,004
2. Jeffrey Rea (2004-07)	998
3. Steve Gendron (2001-04)	994
4. Matthew Maniscalco (2000-03)	993
5. Richard Lee (1995-98)	967

Career At-Bats - Southeastern Conference

Player (Seasons)	At-Bats
1. Preston Tucker, Florida (2009-12)	1,035
2. Jason Williams, LSU (1993-96)	1,019
3. Jake Mangum (2016-present)	1,004
4. Blair Barbier, LSU (1997-2000)	1,000
5. Jeffrey Rea (2004-07)	998

Career Runs

Player (Seasons)	Runs
1. Dan Van Cleve (1981-85)	232
2. Burke Masters (1987-90)	227
3. Rafael Palmeiro (1983-85)	224
4. Travis Chapman (1997-2000)	221
5. Richard Lee (1995-98)	219
6. Jake Mangum (2016-present)	214
7. Jeffrey Rea (2004-07)	207
8. Brad Winkler (1980-83)	203
9. Matthew Maniscalco (2000-03)	197
10. Brad Freeman (1995-98)	192

Mangum's Mastery

SEC Hit King

- Senior **Jake Mangum** used a second-inning single against No. 3 Georgia to break a 21-year-old Southeastern Conference record and become the conference's all-time hits leader.
- Mangum passed LSU's **Eddy Furniss** (352; 1995-98) and now has 368 career hits.
- The SEC career hits record has been closely watched by both MSU and LSU fans all season, as Tiger's senior **Antoine Duplantis** has 334 career hits.
- His career total of 368 hits also make him Mississippi State's Hit King, as he passed **Jeffrey Rea** (335; 2004-07) with his third hit in the series opening victory at Tennessee on April 5.
- For his career, Mangum averages 1.48 hits per game.
- The NCAA record books will now list the top 14 student-athletes in career hits, as Mangum jumped onto the list with his 355th hit in the series finale versus Georgia and continues to climb.

Career Hits - NCAA

1. Phil Stephenson, Wichita State (1979-82)	418
2. Khalil Greene, Clemson (1999-2002)	403
3. Steve Stanley, Notre Dame (1999-2002)	385
4. John Fishel, Cal State Fullerton (1982-85)	379
5. Jim Thomas, Wichita State (1979-82)	373
6. Tim Raley, Wichita State (1984-87)	370
7. Jake Mangum, Miss. State (2016-present)	368
John Gall, Stanford (1997-2000)	368
9. Jake Weber, NC State (1995-98)	366
10. Philip Hartig, The Citadel (1998-2001)	360
11. Gary Cooper, BYU (1983-86)	359
12. Sam Fuld, Stanford (2001-04)	356
13. Sonny Meade, The Citadel (2006-09)	355
Chris Campbell, Col. of Charleston (2004-07)	355

Leading Off

- Senior **Jake Mangum** has played in 247 career games and hit in the leadoff spot in 204 of those contests.
- In 204 plate appearances to start a game (bottom or top of the first inning), Mangum has been a true table setter on 84 occasions.
- Mangum owns 66 hits in the first plate appearance of the game, giving him a hit in 32.3% of his game-starting appearances.
- Add in his 14 walks and four hit-by-pitch and Mangum has been on base after his first plate appearance 41.1% of the time.

Mangum's Milestones

- As senior Jake Mangum moves up the Mississippi State and Southeastern Conference career hits charts, below are his milestone hits.
 - 1st hit - Alcorn State, March 11, 2016
 - 8th career game
 - 100th hit - Indiana State, Feb. 25, 2017
 - 70th career game (62 game between)
 - 200th hit - Southeastern Louisiana, March 14, 2018
 - 144th career game (74 games between)
 - 300th hit - Grambling, March 13, 2019
 - 212th career game (68 games between)
 - 336th hit - at Tennessee, April 5, 2019 (MSU Record)
 - 226th career game (14 games between)
 - 353rd hit - Georgia, April 27, 2019 (SEC Record)
 - 239th career game (13 games between)

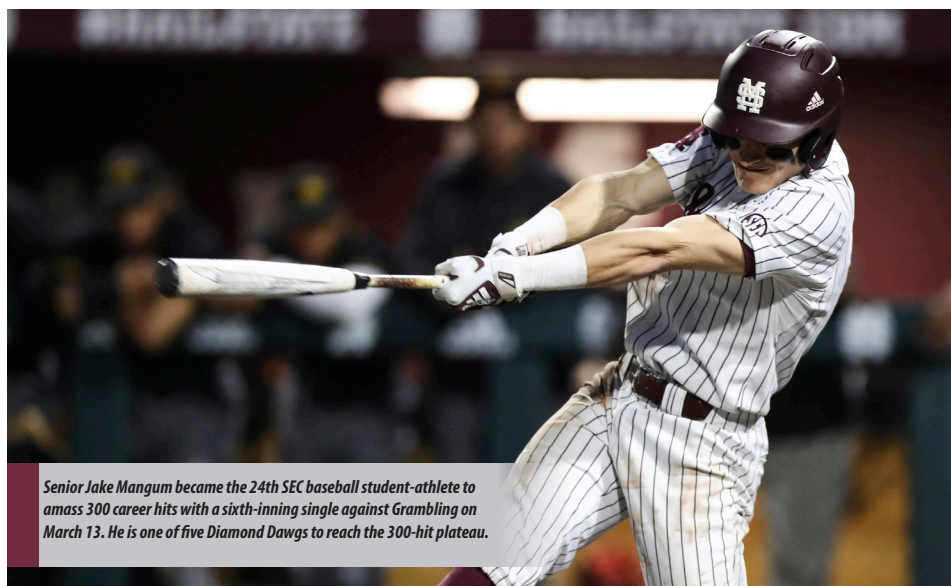
NCAA Active Leaders

- Senior **Jake Mangum** currently leads all active NCAA Division I baseball student-athletes in hits at 368, while the Pearl, Mississippi native is also among the top 35 in nine other categories.


Rank	Statistic	Value
1	Hits	368
2	At Bats	1,004
3	Games Played	247
3	Runs	214
4	Doubles	69
5	Total Bases	472
13	Batting Average	.367
15	Hit by Pitch	40
31	Stolen Bases	54
35	Triples	10

Reaching Base

- In 52 games in 2019, senior **Jake Mangum** has reached base safely in 48 of those.
- The senior owns at least one hit in 193 of 228 games started (84.6%), 201 of 243 games with at least one plate appearances (82.7%) and 201 of 247 games played (81.3%)
- Has reached base in 208 of 228 games started (91.2%), 218 of 243 games with at least one plate appearances (89.7%) and 218 of 247 games played (88.2%)
- Along those same lines, Mangum has posted 107 career multi-hit games, which gives him multiple hits in 43.3% of his career games played.



Senior Jake Mangum became the 24th SEC baseball student-athlete to amass 300 career hits with a sixth-inning single against Grambling on March 13. He is one of five Diamond Dawgs to reach the 300-hit plateau.



Mississippi State is HitU

- With a sixth-inning single against Grambling on March 13, senior **Jake Mangum** joined an exclusive group of Southeastern Conference baseball student-athletes.
- That hit pushed Mangum into the 300-hit club, making him one of just 25 SEC baseball student-athletes to reach the mark, including one of five Diamond Dawgs.
- Mangum joins the following MSU student-athletes to post 300 hits;

Jake Mangum (363; 2016-present)

Jeffery Rae (335; 2004-07)
Richard Lee (328; 1995-98)
Travis Chapman (327; 1997-2000)
Steve Gendron (316; 2001-04)

- While LSU (6) and Alabama (5) also have at least five student-athletes among the top 25 all-time hit leaders, State holds the distinction of all five 300-hit club members ranking in the top-15.
- With Rae, Lee, Chapman, Gendron and Mangum each sitting among the top-15 in SEC career hits, only LSU (4) has more than two. Alabama and Florida have two, while Auburn and Tennessee have one apiece.

Mangum Eyes 100, Again

- Senior **Jake Mangum** became the fifth Diamond Dawg in program history to collect 100 hits in a season during the 2018 campaign.
- “The Mayor” posted 101 hits, the fourth-most in a single-season in MSU history.
- His 100-hit season was the first since **Adam Frazier** did it during the 2013 campaign, logging a school-record 107 hits.
- Mangum sits at 93 hits entering the final week of the regular season and will look to become the first Diamond Dawg with multiple 100-hit seasons.
- If he can get those seven hits in the regular season, he would be the first Diamond Dawg to accomplish the feat before the start of postseason play.
- The complete list of Bulldogs with 100-plus hits in a season is below;

Adam Frazier (107; 2013)
Brian Wiese (103; 1998)
Tommy Raffo (102; 1989)
Jake Mangum (101; 2018)
Richard Lee (100; 1997)

Mangum's Record Watch (cont.)

Career Doubles - Mississippi State

<i>Player (Seasons)</i>	<i>Doubles</i>
1. Travis Chapman (1997-2000)	71
2. Jake Mangum (2016-present)	69
3. Richard Lee (1995-98)	66
4. Pete Young (1987-89)	56
5. Dan Van Cleve (1981-85)	55

Career Doubles - Southeastern Conference

<i>Player (Seasons)</i>	<i>Doubles</i>
1. Eddy Furniss (1995-1998)	87
2. Doug Radziewicz, Georgia (1988-91)	80
3. Chris Burke, Tennessee (1999-01)	72
4. Todd Faulkner, Auburn (1998-01)	71
Travis Chapman, Mississippi State (1997-00)	71
6. Preston Tucker, Florida (2009-12)	70
7. Adam Swann, Georgia (1999-2002)	69
Jake Mangum, Mississippi State (2016-present)	69
9. Gabe Gross, Auburn (1999-01)	68
Ryan Lundquist, Arkansas (1996-99)	68

Career Triples

<i>Player (Seasons)</i>	<i>Triples</i>
1. Mike Kelley (1976-79)	20
2. Ted Milton (1969-72)	14
3. Brad Winkler (1980-83)	12
4. Matthew Maniscalco (2000-03)	11
5. Rex Buckner (1990-93)	10
Jeff Butts (2003-06)	10
Ryan Collins (2008-11)	10
Jake Mangum (2016-present)	10
9. Cody Brown (2014-17)	9
Gator Thiesen (1984-85)	9
Tracy Echols (1986-87, 89-90)	9
Jeffrey Rea (2004-07)	9

Career Total Bases

<i>Player (Seasons)</i>	<i>Total Bases</i>
1. Richard Lee (1995-98)	544
2. Rafael Palmeiro (1983-85)	530
3. Travis Chapman (1997-2000)	482
4. Tommy Raffo (1987-90)	477
5. Jake Mangum (2016-present)	472

Career Stolen Bases

<i>Player (Seasons)</i>	<i>Stolen Bases</i>
1. Mike Kelley (1976-79)	79
2. Dan Van Cleve (1981-85)	70
3. Brad Winkler (1980-83)	60
4. Dave Klipstein (1979-82)	54
Grant Hogue (2008-09)	54
Jake Mangum (2016-present)	54
7. Pete White (1980-83)	51
8. Matthew Maniscalco (2000-03)	46
Jacob Robson (2013-16)	46
10. Jeffrey Rea (2004-07)	43

Career Games Played

<i>Player (Seasons)</i>	<i>Games Played</i>
1. Burke Masters (1987-90)	251
2. Richard Lee (1995-98)	248
Travis Chapman (1997-2000)	248
4. Jake Mangum (2016-present)	247
5. Brad Freeman (1995-98)	246
Matthew Maniscalco (2000-03)	246

Breaking Jake Down

The Southeastern Conference's all-time hits leader has done it many ways and below is a breakdown of senior **Jake Mangum's** 355 hits.

<i>Multi-Hit</i>	<i>(2)</i>	<i>(3)</i>	<i>(4)</i>	<i>(5+)</i>	<i>Total</i>
Fr.	11	7	3	1	22
So.	18	6	3	--	27
Jr.	19	9	1	1	30
Sr.	17	6	3	2	28
Totals	65	28	10	4	107

<i>Batting</i>	<i>Fr.</i>	<i>So.</i>	<i>Jr.</i>	<i>Sr.</i>	<i>Total</i>
Right-handed	13	30	29	24	96
Left-handed	71	60	72	69	272
Lead-off Hit	13	13	22	18	66

- First at bat of the top or bottom of the first inning

With 2 Outs	14	29	26	21	90
--------------------	----	----	----	----	----

Runners in	19	28	28	29	104
-------------------	----	----	----	----	-----

Scoring Position

<i>By Site</i>	<i>Fr.</i>	<i>So.</i>	<i>Jr.</i>	<i>Sr.</i>	<i>Total</i>
Home	43	49	39	63	194
Away	30	33	32	26	121
Neutral	11	8	30	4	53

<i>In the Order</i>	<i>Fr.</i>	<i>So.</i>	<i>Jr.</i>	<i>Sr.</i>	<i>Total</i>
Leadoff	64	70	101	93	328
2nd	12	--	--	--	12
3rd	--	11	--	--	11
4th	1	--	--	--	1
5th	2	9	--	--	11
6th	1	--	--	--	1
7th	--	--	--	--	--
8th	2	--	--	--	2
9th	2	--	--	--	2



Hitting Totals/Streaks

MULTI-HIT GAMES	2	3	4	5+	2019	Career
Jake Mangum	17	6	3	2	28	107
Justin Foscue	15	6	1	--	22	32
Jordan Westburg	15	4	1	--	20	27
Tanner Allen	10	7	2	--	19	43
Elijah MacNamee	15	2	--	--	17	41
Rowdey Jordan	7	4	1	--	12	32
Dustin Skelton	6	3	1	--	10	21
Gunner Halter	7	1	--	--	8	8
Marshall Gilbert	7	--	--	--	7	15
Josh Hatcher	5	--	--	--	5	17
Brad Cumbest	1	2	--	--	3	3
Luke Hancock	1	--	--	--	1	1
Hayden Jones	1	--	--	--	1	1
Landon Jordan	1	--	--	--	1	1
TEAM	108	35	9	2	154	--

MULTI-RBI GAMES	2	3	4	5+	2019	Career
Justin Foscue	9	3	3	--	15	21
Jordan Westburg	5	5	2	1	13	20
Tanner Allen	6	2	2	2	12	19
Rowdey Jordan	9	1	1	--	11	21
Elijah MacNamee	7	3	--	1	11	27
Dustin Skelton	4	4	--	2	10	16
Jake Mangum	8	2	--	--	10	29
Luke Hancock	2	1	--	--	3	3
Josh Hatcher	2	--	--	--	2	8
Hayden Jones	2	--	--	--	2	2
Landon Jordan	2	--	--	--	2	2
Gunner Halter	2	--	--	--	2	2
Marshall Gilbert	--	2	--	--	2	7
Brad Cumbest	1	--	--	--	1	1
TEAM	59	23	8	6	96	--

HITTING STREAKS	Current	2019 Long	Career
Jake Mangum	11	20	27 *
Dustin Skelton	2	13	13
Elijah MacNamee	2	12	12
Justin Foscue	2	10	10
Jordan Westburg	--	8	8
Tanner Allen	4	7	11
Rowdey Jordan	2	7	7
Josh Hatcher	1	6	6
Gunner Halter	5	5	5
Landon Jordan	1	4	4
Hayden Jones	--	3	3
Marshall Gilbert	1	3	6
Luke Hancock	2	3	3
Brad Cumbest	--	2	2
Bryce Brock	1	1	1

Cole Gordon	--	--	3
Spencer Price	1	--	1

REACHED BASED	CURRENT	2019	CAREER
Elijah MacNamee	2	28	31
Dustin Skelton	2	24	24
Jake Mangum	11	20	27 *
Justin Foscue	2	18	18
Gunner Halter	6	17	17
Jordan Westburg	5	15	15
Rowdey Jordan	2	15	15
Tanner Allen	6	13	13
Luke Hancock	7	7	7
Hayden Jones	--	7	7
Josh Hatcher	1	6	8
Marshall Gilbert	5	6	6
Landon Jordan	2	5	5
Brad Cumbest	--	4	4
Bryce Brock	1	1	1

Cole Gordon	--	--	4
Spencer Price	1	--	1

* - Mangum's 27-game hit and reached-base streak spanned the 2016 and 2017 seasons. His career-best single season hitting streak is 14 games, doing so during both the 2017 & 2018 seasons. He reached base in 20-straight games during the 2016 campaign.

News and Notes

Fastest to 30

- Mississippi State was the first Division I program to win 30 games during the 2019 season, claiming with No. 30 on Saturday, April 13 versus Alabama.
- The next afternoon, State claimed win No. 31 on the season and ended week No. 9 as the only 30-win program in the country.
- Winning the 30th game of the year in overall contest 36 equals the 1989 squad as the fastest team to 30 wins in a season in program history.
- Winning the following day against the Crimson Tide gave the 2019 edition of the Diamond Dawgs the best 37-game start in school history at 31-6.

Moving Up the Rankings

- After a weekend series win at No. 4 Florida to open the Southeastern Conference schedule, Mississippi State moved into No. 2 nationally in five of the six major polls.
- MORE ON PAGE 5**
- Entering week 14 of the season, MSU is among the top five teams in the country according to each of the six major polls.
- The No. 2 ranking in week five was the highest since the program ascended No. 1 during the 14th week of the 2016 campaign. On May 23, 2016, MSU ranked No. 1 in the Collegiate Baseball, National Collegiate Baseball Writers Association and Perfect Game polls.
- The top two after week five had a bit of history with the rankings, as UCLA defeated MSU in the 2013 NCAA national championship series, with the Bruins finishing the year No. 1 and the Bulldogs ending the season at No. 2.

Best Start Since...

- Through its first 26 games, MSU piled up an 23-3 record with eight wins against teams ranked in the Baseball America Top 25.
 - State toppled No. 21 Southern Miss (twice), No. 8 Texas Tech No. 14 East Carolina, No. 4 Florida (twice) and No. 16 Auburn (twice) to that point in 2019.
 - The 23-3 record was the best 26-game start since 1979, when the Diamond Dawgs started the year 29-3.
 - The 2019 start included a 14-game winning streak that ran from Feb. 23-March 16. The streak is tied for the fourth-longest run in program history;
- | | |
|-----------|------------------------------------|
| 18 | 2006 |
| 17 | 2013 |
| 15 | 1987 |
| 14 | 1985, 2019 |
| 13 | 1970, 1976, 1979, 1981, 1999, 2015 |

Foscue Hitting Long Ball

- In 2018, **Justin Foscue** hit three home runs, with each of them coming on the road. In 2019, Foscue hit his fourth home run in the ninth game of the season.
- After hitting all of his homer runs away from a season ago, Foscue is enjoy the New Dude, hitting 10 of his 13 long balls in front of the home crowd in 2019.
- With is 10th home run of the season versus South Alabama on April 10, Foscue became the first Diamond Dawg to reach double-digits in home runs since **Brent Rooker** (23; 2017).
- The sophomore enters the 14th week of the season with 13 total home runs in 2019.

Scoring in Bunches

- After scoring 35 runs in the final two games of a home series with then-No. 16 Auburn, Mississippi State piled up 18 runs against Mississippi Valley State in its next game.
- The three-straight games with 15-plus runs marked just the fourth time in program history that State had scored 15 or more runs in three straight.
- It was the first time since 1998 that MSU scored at least 15 runs in three-straight contests. The complete list is below.

2019	No. 16 Auburn	W, 15-2
	No. 16 Auburn	W, 20-15
	Miss. Valley State	W, 18-5
1998	Miss. Valley State	W, 27-1
	Alcorn State	W, 18-4
	Jackson State	W, 18-0
1997	Jackson State	W, 20-0
	Jackson State	W, 19-1
	Alcorn State	W, 16-1
1997	Southern Miss	W, 16-12
	Southern Miss	W, 20-2
	at Ole Miss	W, 21-6

Putting Up 20

- Mississippi State piled up 21 hits and scored 20 runs in a series-clinching win on Sunday, March 24 against Auburn to mark the first 20-run game since scoring 27 against Alcorn State on April 20, 2010 in a 27-4 win.
- The 20-run outburst was the largest in an SEC contest since ranking up 20 runs against Florida in a 20-7 win on May 5, 2000.
- The 35 combined runs were the most in a game since MSU and Kentucky scored 39 runs on April 19, 2009.
- Furthermore, below is a list of 20-run games for Mississippi State in a Southeastern Conference game since 1933;

29	Kentucky	1941	22	Georgia	1990
28	at Kentucky	1989	22	at Tulane	1958
27	Ole Miss	1983	22	Tulane	1950
27	Vanderbilt	1956	21	at Ole Miss	4/25/1997
26	LSU	1978	21	at Tulane	1946
26	LSU	1942	20	Auburn	3/24/2019
25	at Vanderbilt	4/6/1997	20	Florida	5/5/2000
25	Georgia	1988	20	at Tulane	1955
25	LSU	1934			

Limiting The Runs

- Twice in 2019 the Mississippi State pitching staff has made it through a Southeastern Conference weekend allowing four runs, which marks the first time in program history the Bulldogs have held two SEC opponents to four or fewer runs in a three-game series in the same season.
- Since the SEC went to three-game series in 1967, MSU has 15 series allowing four or fewer runs;

2019	at Texas A&M	4-0, 0-1, 4-3
2019	Alabama	6-0, 9-1, 13-3
2014	at Auburn	3-0, 3-0, 12-1
2012	Tennessee	2-1 (11), 7-1, 3-2 (14)
2003	at Ole Miss	2-0, 7-0, 8-4
2001	Auburn	2-1 (10), 4-0, 8-2
1990	Kentucky	3-0, 9-2, 8-0
1985	Auburn	4-1, 3-2, 14-0
1984	Auburn	6-0, 6-1, 14-1
1983	Auburn	8-0, 5-1, 7-2
1982	Auburn	9-2, 6-0, 10-0
1977	Auburn	3-0, 5-0, 12-1
1974	Alabama	0-1, 3-1, 6-1
1972	Alabama	8-1, 2-0, 0-3
1970	Alabama	4-1, 1-0, 5-1



Back-to-Back 15s in SEC Play

- Mississippi State rebounded from a 6-5 series-opening loss to then-No. 16 Auburn with 35 runs in the next two contests. State won the series with a 15-2 win on Saturday and a 20-15 victory on Sunday.
- In 85 seasons of playing baseball in the SEC, Mississippi State has scored 15-plus runs in back-to-back games just three other times.

2019	No. 16 Auburn	W, 15-2
	No. 16 Auburn	W, 20-15
2000	at LSU	W, 15-13
	at LSU	L, 15-18
1997	at Vanderbilt	W, 15-5
	at Vanderbilt	W, 25-13 (7 inn.)
1953	Tulane	W, 16-4
	LSU	W, 16-7

NOTE: State began SEC play in 1933 as a charter member of the conference, but did not compete during the 1944 or 1945 seasons.

Ks For Days

- The first five outs recorded by Mississippi State in 2019 came via the strikeout and Bulldog pitchers amassed 43 Ks during the opening weekend of the season.
- That strikeout total is the highest three-game series total since at least 2005.
- MSU also posted 40-plus strikeouts in a three-game set versus LSU, racking up 41 strikeouts.
- Along those lines, the Bulldogs amassed double-digit strikeouts in each of the first nine games, marking the longest stretch to start a season since at least 2007.
- Overall, State has piled up 10-plus strikeouts in 33 of 49 games in 2019.
- Redshirt-junior **Ethan Small** entered the week No. 2 nationally with an SEC-best 122 strikeouts through the first 12 weeks of the season. He has racked up those Ks while walking just 18 batters. **MORE ON PAGE 27**
- Freshman **JT Ginn** owns 82 strikeouts in his 12 starts to enter the 12th week of the season at No. 9 in the SEC, including a career-best 11 at No. 4 Florida in his first-career SEC start.
- The bullpen has struck out 251 batters in 212 2/3 innings of work, with six of 14 relievers fanning at least 20 batters in a relief role, while three of those relievers have 30-plus strikeouts. **MORE ON PAGE 27**

Sophomore's Slaying

- The quartet of **Tanner Allen**, **Justin Foscue**, **Rowdey Jordan** and **Jordan Westburg** played a big part in the 2018 run to Omaha, but that group has its sights squarely focused on a return trip the College World Series.
- Below is a look at their 2018 season totals and what they have done so far in 2019.

Tanner Allen

	GP-GS	R	H	HR	RBI	TB	Avg.	BB	K
2018	68-68	42	79	5	45	122	.287	27	62
2019	52-52	45	66	6	51	100	.322	30	33

Justin Foscue

	GP-GS	R	H	HR	RBI	TB	Avg.	BB	K
2018	58-48	24	45	3	20	66	.241	22	22
2019	52-52	52	72	13	53	129	.333	18	23

Rowdey Jordan

	GP-GS	R	H	HR	RBI	TB	Avg.	BB	K
2018	57-51	39	62	7	37	100	.321	21	40
2019	52-51	43	51	5	36	77	.267	23	31

Jordan Westburg

	GP-GS	R	H	HR	RBI	TB	Avg.	BB	K
2018	42-31	18	30	2	30	47	.248	10	35
2019	51-51	55	62	6	50	101	.312	33	55

Taking The Series

- Mississippi State has won seven of its nine SEC series in 2019, winning three of four at home and four of five on the road entering the final weekend of the regular season.
- The Bulldogs are just the eighth team since 1970 to win four Southeastern Conference road series in a single season, which is tied for third-most in MSU history.
- The 2016 and 1997 teams each went 5-0 in road SEC series.
- With a series win over South Carolina, the four home series wins would tie for the second most in program history, with the 2000 team posting a 5-0 mark at home.

2019 SEC Breakdown

Overall Standings

SEC East

Vanderbilt	20-7	.741	--	41-10	.804	W1
Georgia	18-9	.667	2.0	39-14	.736	W1
Missouri	13-13-1	.500	6.5	34-18-1	.651	L1
Tennessee	12-15	.444	8.0	35-17	.673	W2
Florida	10-17	.370	10.0	30-23	.566	L2
Kentucky	7-20	.259	13.0	25-26	.490	W1
South Carolina	7-20	.259	13.0	26-25	.510	L1

SEC West

Arkansas	19-8	.704	--	39-13	.750	L1
Mississippi State	18-9	.667	1.0	42-10	.808	W5
LSU	15-12	.556	4.0	31-21	.596	W1
Ole Miss	15-12	.556	4.0	32-20	.615	L2
Texas A&M	14-12-1	.537	4.5	34-18-1	.651	W1
Auburn	13-14	.481	6.0	30-21	.588	L1
Alabama	7-20	.259	12.0	29-23	.558	L1

This Week in the SEC...

Tuesday, May 14

Tennessee Tech at Tennessee	6:00 p.m. (SECN+)
Samford at Alabama	7:00 p.m. (SECN+)
North Alabama at Auburn	7:00 p.m.
Michigan at Kentucky	7:00 p.m. (SEC Network)
USC Upstate at South Carolina	7:00 p.m. (SECN+)
New Orleans at LSU	7:30 p.m. (SECN+)
Ole Miss at Arkansas State	7:30 p.m.
Louisiana Tech at Mississippi State	7:30 p.m. (SECN+)
Middle Tennessee at Vanderbilt	7:30 p.m. (SECN+)

Thursday, May 16

*Vanderbilt at Kentucky	6:30 p.m. (SECN+)
*Alabama at Georgia	7:00 p.m. (SECN+)
*Arkansas at Texas A&M	7:00 p.m. (ESPNU)
*Ole Miss at Tennessee	7:00 p.m. (SEC Network)
*Auburn at LSU	7:30 p.m. (SECN+)
*Florida at Missouri	7:30 p.m. (SECN+)
*South Carolina at Mississippi State	7:30 p.m. (SECN+)

Friday, May 17

*Vanderbilt at Kentucky	6:30 p.m. (SECN+)
*Ole Miss at Tennessee	6:30 p.m. (SECN+)
*Alabama at Georgia	7:00 p.m. (SECN+)
*Arkansas at Texas A&M	7:30 p.m. (SECN+)
*Florida at Missouri	7:30 p.m. (SECN+)
*South Carolina at Mississippi State	7:30 p.m. (SECN+)
*Auburn at LSU	8:00 p.m. (SECN+)

All times Central





Pitching Potables

Record By Starter

Pitcher	Starts	Team Record
Cerantola, Eric	4	4-0
Eagan, Jack	1	1-0
Ginn, JT	13	10-3
James, Keegan	8	7-1
Plumlee, Peyton	12	9-3
Small, Ethan	13	10-3
Smith, Brandon	1	1-0

Quality Starts

Pitcher	Starts	Quality Starts	Steak
Cerantola, Eric	4	--	--
Eagan, Jack	1	--	--
Ginn, JT	13	5	--
James, Keegan	8	--	--
Plumlee, Peyton	12	3	--
Small, Ethan	13	11	6
Smith, Brandon	1	--	--

Starting Pitcher Run Support

Pitcher	Starts	Runs *	Runs Per Start
Cerantola, Eric	4	64	16.0
Eagan, Jack	1	7	7.0
Ginn, JT	13	100	7.7
James, Keegan	8	78	9.7
Plumlee, Peyton	12	85	7.1
Small, Ethan	13	85	6.5
Smith, Brandon	1	5	5.0

* - Runs are based on total runs scored by the team in each pitchers starts, not just runs scored while the starting pitcher is in the game.

Lemonis Wins No. 1

- Head coach **Chris Lemonis** earned his first Mississippi State victory in his first game as head coach, joining eight other Bulldog skippers to accomplish the feat.
- Lemonis joins **John Cohen, Jimmy Bragan, Paul E. Gregory, S.L. Robinson, F.P. Plass, S.A. Jehl, S.W. Scales** and **G.C. Creelman**, who each won their first games as the Maroon and White's head coach.
- Ron Polk** won the first game of his second stint as the MSU skipper in 2002. However, Polk dropped his MSU debut, 2-1, to Louisiana Tech in 1976.
- Of the nine coaches to win their first game, Lemonis joins Creelman and Robinson as the only three to start 4-0 or better. Creelman won his first 14 games over five seasons and was 15-0-3 before suffering his first loss, while Robinson started 6-0 in 1919. Lemonis began the season 4-0.

Big League Talent

- Mississippi State is great at turning out major league talent, with 59 Diamond Dawgs reaching the highest level of the sport, but it is also great at keeping student-athletes from the draft.
 - The 2019 roster features eight Bulldogs that have been drafted, including two with multiple selections in the Major League Baseball First Year Player Draft.
 - A complete list is below;
- | Name (Pos.) | Year | Round | Organization |
|----------------------|------|-------|----------------------|
| Tanner Allen (IF/OF) | 2017 | 36th | Chicago Cubs |
| Eric Cerantola (LHP) | 2018 | 30th | Tampa Bay Rays |
| JT Ginn (RHP/IF) | 2018 | 1st | Los Angeles Dodgers |
| Gunner Halter (IF) | 2017 | 22nd | Toronto Blue Jays |
| | 2018 | 26th | Cleveland Indians |
| Josh Hatcher (IF/OF) | 2017 | 39th | Los Angeles Angels |
| Jake Mangum (OF) | 2017 | 30th | New York Yankees |
| | 2018 | 32nd | New York Mets |
| Dustin Skelton (C) | 2016 | 36th | Toronto Blue Jays |
| Ethan Small (LHP) | 2018 | 26th | Arizona Diamondbacks |

Uni Watch

- Mississippi State has six different uniform combinations for the 2019 campaign and below is a look at how they have fared in each garb;
- | | |
|----------------------|------|
| Black '85s | 7-0 |
| Maroon '85s | 11-3 |
| White '85s | 7-0 |
| White Block State | 6-1 |
| Grey Vests | 2-1 |
| White Pinstripes | 4-1 |
| Grey Pinstripes | 4-4 |
| Alex Wilcox Uniforms | 1-0 |

Starting with a Sweep

- Mississippi State opened the 2019 season with a three-game sweep of Youngstown State, marking the first time since 2015 the Bulldogs swept a series to open a season.
- In all, State has opened a season with a perfect home weekend on 13 occasions since 1990, when most college teams began starting the season with weekend series.
- More recently, State was unblemished on the first weekend of a season at home in 2015 (Cincinnati/Miami (Ohio)), 2013 (Portland), 2011 (Akron/Lamar) and 2010 (Rhode Island).
- Other seasons include; 2007, 2006, 2005, 2004, 2001, 1999, 1995, 1994.
- Of the 30 seasons since 1990, State has opened the year at home on 22 occasions.

Voice of the Diamond Dawgs Enters Year 41

- Long-time MSU radio broadcaster **Jim Ellis** enters his 41st season as the play-by-play announcer for Mississippi State baseball, with his first season having been 1979.
- Ellis is tied for the second-longest tenured broadcaster in the Division I college baseball, trailing only Dave Nitz at Louisiana Tech (45 seasons). Ellis' 41 years are tied with Ole Miss' David Kellum and Southern Miss' John Cox.
- The new Dudy Noble Field features home and visiting radio booths inside the Jim Ellis Radio Suite, named for the iconic "Voice of the Diamond Dawgs."

Filling the #NewDude

Opening a new stadium always drums up elevated interest from fans, but opening the nicest facility in college baseball combined with a baseball-hungry fan base is a perfect combination to create an unbelievable atmosphere.

The best fans in college baseball have shown up in near-record numbers entering the final two weeks of the 2019 to help christen the "New Dude" in style.

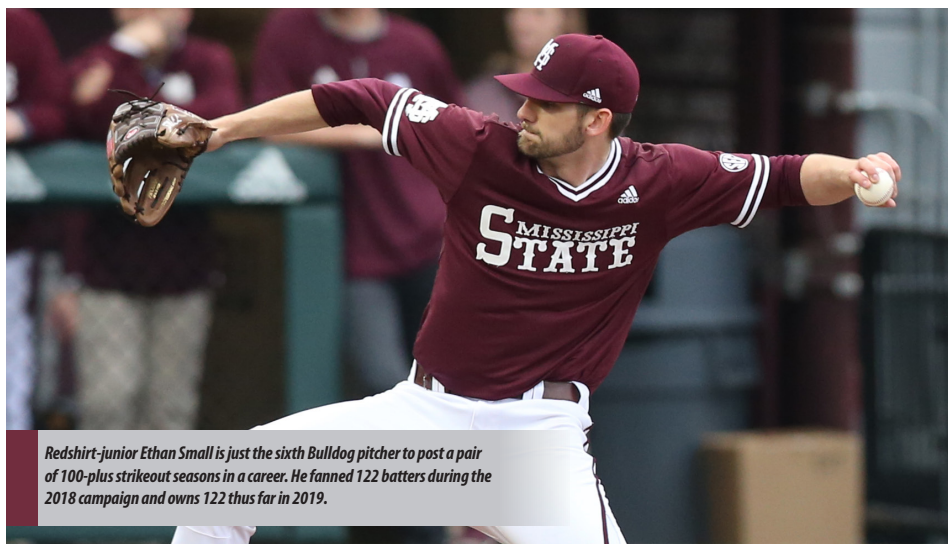
- Through 31 home dates, MSU is averaging 8,604 in home attendance. The school record for average attendance is 8,127, which came during 2014 season.
 - That average is helped by six crowds of 10,000-plus, which are already the second-most in a single season in program history with eight regular season home games left.
- | | |
|----------|-------------|
| 8 | 2016 |
| 6 | 2019 |
| 5 | 2013 |
| 4 | 2014, 2007 |

- Along with the home crowd success, Mississippi State and Ole Miss drew a facility-record crowd of 8,638 fans for the 2019 Governor's Cup at Trustmark Park in Pearl, Mississippi on April 23.
- Mississippi State ranks No. 3 nationally in average attendance, with the top 10 listed below;

	Team (Conference)	Average Attn.	Games
1.	LSU (SEC)	10,568	31
2.	Ole Miss (SEC)	8,911	31
3.	Mississippi State (SEC)	8,604	33
4.	Arkansas (SEC)	8,344	34
5.	South Carolina (SEC)	6,000	32
6.	Texas (Big 12)	5,933	28
7.	Texas A&M (SEC)	4,935	31
8.	Louisiana (Sun Belt)	4,663	31
9.	Nebraska (Big Ten)	4,530	16
10.	TCU (Big 12)	4,334	26



Nothing Small About It



Redshirt-junior Ethan Small is just the sixth Bulldog pitcher to post a pair of 100-plus strikeout seasons in a career. He fanned 122 batters during the 2018 campaign and owns 122 thus far in 2019.

Raking in the Ks

- Redshirt-junior **Ethan Small** became just the 18th Mississippi State pitcher to record at least 100 strikeouts in one season during the 2018 campaign moved past the 100-strikeout mark in his 10th start of 2019.
- After missing the 2017 season due to injury, Small sat down 122 batters via strikeout in 2018, the seventh-highest total in State history. **MORE ON PAGE 11 SIDE BAR**
- With his sixth strikeout at No. 10 Arkansas, Small moved his named into rare company as the sixth Bulldog pitcher to strikeout 100-plus batters twice in a career.
- The other five Bulldogs to posted multiple 100-plus strikeout seasons in program history: **Jeff Brantley** (1984, 85), **Eric DuBose** (1995, 96, 97), **Matt Ginter** (1998, 99), **Konnor Pilkington** (2017, 18) and **B.J. Wallace** (1991, 92).
- Overall, Small has 274 career punch outs in 46 appearances. His season total sits at 132 in 13 starts (10.15 per start).

Fanning Double-Digit

- In his third season on the mound for State, **Ethan Small** opened the 2019 campaign with a then-career-high 11 strikeouts versus Youngstown State, including the first five batters he faced.
- He followed that up with a then-career-best 13 strikeouts in seven one-hit innings against No. 21 Southern Miss. He didn't walk a batter for the second-straight contest.
- He produced a career-best 15 Ks versus Alabama on April 12 in only six innings of work, with 15 of 18 outs ending at the plate.
- Small also has double-digit strikeout performances versus Maine (10) on March 8, at No. 4 Florida (11) on March 15, against LSU (10) on March 28, at Tennessee (11) on April 5, versus No. 3 Georgia (11) on April 26 and at Ole Miss (10) on May 10.
- Of his 10-career double-digit strikeout games, nine of those have come in 2019.

NCAA Actives

- Even without moving into a starting role until his second year on the mound, redshirt-junior **Ethan Small** still ranks among the NCAA active leaders in a pair of categories.
- The Lexington, Tennessee native is among the active Division I career leaders in a pair of categories;

Rank	Statistic	Value
5	Strikeouts Per Nine Innings	13.00
11	Strikeouts	274

SEC Pitcher of the Week

- After not allowing a hit in seven scoreless innings at No. 15 Texas A&M on May 3, redshirt-junior Ethan Small earned his first-career SEC Pitcher of the Week honor.
- The conference honor is the first pitcher of the week accolade earned by a Diamond Dawg since the 2016 season, when **Dakota Hudson** earned the award on three occasions.
- Against the nationally-ranked Aggies, Small retired the first 19 batters he faced in the series opener on his way to seven hitless, shutout innings. The left-hander posted eight strikeouts, allowing just two base runners in the contest.
- Small was perfect six innings, but after recording the first out of the seventh inning, he lost his perfect game with a hit-by-pitch and followed that with a walk. He then got a flyout and struck out the final batter he faced in his sixth win of the season.

K to BB

- While the strikeout numbers have been impressive for redshirt-junior **Ethan Small**, he has also held down the walk numbers throughout his career.
- In 189 2/3 career innings pitched, Small has walked only 62 batters to 274 strikeouts. That equates into a 4.41 K-to-BB ratio.
- To start the 2019 campaign, Small went 80-straight plate appearances before issuing his first walk.

Small Owns Four National POTW Honors

- Redshirt-junior **Ethan Small** has earned three National Player of the Week recognitions during the 2019 season, grabbing Weekly Honor Roll accolades from Collegiate Baseball Newspaper each time. **MORE ON PAGE 14**
- His first honor came after striking out a career-high 13 batters in his week two start versus No. 21 Southern Miss. The left-hander allowed just one hit and hit a batter, with neither advancing to second base.
- Small's second honor came after an 11-strikeout outing against No. 4 Florida in Gainesville. The left-hander tossed six innings and allowed just two hits to earn his second-straight victory. He struck out at least one batter in each of his six innings, with multiple Ks in five of those frames.
- The third honor came after Small produced 15 of his 18 out via the strikeout in a six-inning start against Alabama. He scattered three hits and three walks, while not allowing a run in the outing. The fanned the first five batters he faced and added a string of seven-straight hitters retired - all by strikeout.
- Small was also honored after his hitless, scoreless outing at No. 15 Texas A&M on May 3. **MORE IN SEC NOTE ABOVE**

Small's Record Watch

100-plus Strikeout Seasons

Player (Season)	Strikeouts
1. Eric Dubose (1996)	174
2. B.J. Wallace (1992)	145
Eric Dubose (1997)	145
4. Gary Rath (1994)	141
5. Jeff Brantley (1985)	136
6. Ethan Small (2019)	132
7. Chris Stratton (2012)	127
8. Ethan Small (2018)	122
9. Hank Thoms (1999)	121
10. Jeff Brantley (1984)	115
Dakota Hudson (2016)	115
12. Konnor Pilkington (2017)	111
13. Eric Dubose (1995)	109
14. Jon Harden (1992)	108
Matt Ginter (1999)	108
16. Konnor Pilkington (2018)	107
17. B.J. Wallace (1991)	104
18. Frank Montgomery (1962)	102
19. Paul Maholm (2003)	101
Carlton Loewer (1993)	101
21. Matt Ginter (1998)	100
Jacob Lindgren (2014)	100
Ken Kurtz (1979)	100

Career Strikeouts

Player (Seasons)	Strikeouts
1. Eric DuBose (1995-97)	428
2. Jeff Brantley (1982-85)	364
3. Chris Stratton (2010-12)	279
4. Ethan Small (2016-present)	274
5. Paul Maholm (2001-03)	273
5. B.J. Wallace (1990-92)	271
7. Matt Ginter (1996-99)	269
8. Mike Proffitt (1969-72)	265
9. Don Robinson (1975-78)	262
10. Carlton Loewer (1992-94)	261



Career Reliever Lists

Single Season Saves

Player (Seasons)	Saves
1. Jonathan Holder (2013)	21
2. Spencer Price (2017)	14
3. Scott Tanksley (1994)	13
Van Johnson (1997)	13
5. Adam Larson (2000)	12
Caleb Reed (2011)	12
7. Jay Powell (1991)	10
Van Johnson (1998)	10
9. Caleb Reed (2012)	9
Jonathan Holder (2012)	9
Cole Gordon (2019)	9

Career Saves

Player (Seasons)	Saves
1. Jonathan Holder (2012-13)	37
2. Van Johnson (1995-98)	29
3. Scott Tanksley (1993-95)	24
4. Caleb Reed (2009-12)	21
5. Pete Young (1987-89)	19
6. Jay Powell (1991-93)	17
7. Bryan Hardwick (1979-80, 1982)	16
8. Adam Larson (1999-2001)	15
9. Aaron Weatherford (2006-08)	14
Cole Gordon (2016-present)	14
Spencer Price (2017-present)	14

Career Relief Appearances

Player (Seasons)	RA
1. Van Johnson (1995-98)	115
2. Jon Harden (1989-92)	110
3. Caleb Reed (2009-12)	92
4. Ross Mitchell (2012-15)	86
5. Jonathan Holder (2012-14)	81
6. Chad Gironi (2010-13)	78
7. Scott Tanksley (1993-95)	75
8. Pete Young (1987-89)	72
9. Scott Polk (1995-99)	71
Saunders Ramsey (2002-05)	71

-- Riley Self (2017-present)	65

'Penning It Down

Gordon's Scoreless Streak

- Graduate **Cole Gordon** nearly equaled the MSU record for consecutive scoreless innings pitched, as he ran a streak of 25 innings without giving up a run.
- Gordon's streak was just shy of **Jonathan Holder's** 27 1/3 innings of scoreless work during the 2012 season and ranks third in program history, just shy of **Bobby Reed's** 25 1/3-straight scoreless innings in 1988.
- The streak began with a scoreless ninth inning against Oklahoma in the fourth game of the 2018 Tallahassee Regional and ended with a one-out sacrifice fly versus Maine on March 10, 2019.
- During the stretch, Gordon has accomplished the following; vs. Oklahoma (6/3): 6.0 IP, 7 H, 4 R, 2 BB, 10 K - **Win**
The final inning was scoreless, with 3K, 1 HPB, 1 BB at Vanderbilt (6/8): 3.1 IP, 1 H, 1 BB, 3 K at Vanderbilt (6/10): 3.2 IP, 2 H, 3 BB, 7 K vs. Washington (6/16): 0.1 IP, 1 H vs. North Carolina (6/19): 3.0 IP, 1 H, 2 K - **Save** vs. Oregon State (6/23): 4.1 IP, 1 H, 3 K Youngstown State (2/15): 1.0 IP, 2 K - **Win** UAB (2/20): 2.0 IP, 2 H, 1 BB, 4 K - **Save** Southern Miss (2/24): 2.0 IP, 3 BB, 2 K - **Win** vs. Sam Houston State (3/1): 1.0 IP, 1 H, 1 K - **Save** vs. Texas Tech (3/2): 1.0 IP, 2 K - **Save** East Carolina (3/5): 1.0 IP, 4 K - **Save** Maine (3/10): 1.0 IP, 2 K
- During the streak, Gordon allowed nine hits, nine walks and hit one batter. He struck out 35 to go along with a 3-0 record and five saves in the 10 appearances.
- Along with his work on the mound, Gordon also wears the SEC Graduate patch, signifying an SEC student-athlete that has already completed their degree.
- He owns degrees in business administration and marketing. Gordon is currently working towards his MBA.

MORE ON PAGE 15

A Trusty 'Pen

- Everyone needs a trust pen. Be it for note taking, making a grocery list or, as a head baseball coach, somewhere you can go to get big outs late in games.
- Through 52 games, the Mississippi State bullpen has been just that for head coach **Chris Lemonis** and pitching coach **Scott Foxhall**, posting a 3.76 ERA.
- The 'pen has posted 18 wins and collected 14 saves. Fourteen relievers have racked up 222 1/3 innings to help the Dawgs to a 42-10 record. **MORE ON PAGE 13 & 27**
- Fourteen different relievers have combined to allow just 93 earned runs on 192 hits. The group owns 262 strikeouts and 89 walks.

Liebelt Thriving as a Senior

- Senior **Jared Liebelt** (Lee-belt) spent his first two collegiate seasons at Waubesa (Ill.) Community College, before the Aurora, Illinois native made his way to Starkville.
- After appearing in 12 games during the 2018 campaign and throwing just 13 innings, Liebelt has enjoyed a breakout senior season.
- His 2018 campaign featured 21 runs (19 earned) on 21 hits. He walked eight batters and struck out seven.
- In 2019, Liebelt surpassed his strikeout total from the previous season by appearance No. 5 and enters the week with 23 appearances.
- On the season, the right hander has 27 strikeouts and just six walks in 40 1/3 innings. He has allowed just 38 hits.
- Below is a look at his two seasons at MSU;

	App	IP	H	R	ER	BAA	BB	K	HBP
2018	12	13.0	21	21	19	.362	8	7	7
2019	24	40.1	38	14	11	.250	6	27	2





Pen Production

Below is a listing of decisions (win or loss), holds and saves from the Mississippi State bullpen in 2019.

NOTE: A hold occurs when a relief pitcher enters the game in a save situation and maintains the team's lead, while recording at least one out. In order for a pitcher to be credited with a hold one of two conditions must be met: 1) He enters with a lead of three runs or less and maintains that lead while recording at least one out. 2) He enters the game with the tying run on-deck, at the plate or on the bases, and records an out.

Opponent (Date)	Result	Pitcher	Line	Opponent (Date)	Result	Pitcher	Line
Youngstown State (2/15)	Win (1)	Gordo, Cole	1.0 IP, 2 K	LSU (3/28)	Save (7)	Gordon, Cole	1.1 IP, 1 H, 3 K
UAB (2/20)	Win (1)	Self, Riley	1.0 IP, 1 BB	ULM (4/3)	Win (1)	Smith, Brandon	0.2 IP, 1 H
UAB (2/20)	Save (1)	Gordon, Cole	2.0 IP, 2 H, 1 BB, 4 K	at Tennessee (4/5)	Win (2)	Barlow, Trysten	1.0 IP
Southern Miss (2/22)	Loss (1)	Barlow, Trysten	1.0 IP, 1 R, 1 ER, 1 BB, 1 K	at Tennessee (4/7)	Win (1)	James, Keegan	3.0 IP, 1 H, 1 R, 1 ER, 1 K
Southern Miss (2/24)	Win (2)	Gordon, Cole	2.0 IP, 3 BB, 2 K	at Tennessee (4/7)	Hold (4)	Barlow, Trysten	2.0 IP, 3 H, 2 R, 2 ER, 2 K
vs. Sam Houston State (3/1)	Win (1)	Barlow, Trysten	0.1 IP, 1 K	at Tennessee (4/7)	Save (3)	Liebelt, Jared	3.0 IP, 2 H, 2 K
vs. Sam Houston State (3/1)	Save (2)	Gordon, Cole	1.0 IP, 1 H, 1 K	South Alabama (4/10)	Win (2)	Smith, Brandon	2.1 IP, 4 H, 2 R, 2 ER
vs. Texas Tech (3/2)	Hold (1)	White, Colby	1.0 IP, 2 K	South Alabama (4/10)	Hold (2)	Self, Riley	2.0 IP, 4 H, 2 R, 2 ER, 2 K
vs. Texas Tech (3/2)	Save (3)	Gordon, Cole	1.0 IP, 2 K	South Alabama (4/10)	Save (8)	Gordon, Cole	2.0 IP, 1 H, 1 BB, 4 K
East Carolina (3/5)	Hold (1)	Eagan, Jack	1.0 IP, 1 H	Alabama (4/13)	Hold (1)	James, Keegan	1.2 IP, 1 H, 1 R, 1 ER, 1 BB, 2 K
East Carolina (3/5)	Hold (1)	Plumlee, Peyton	3.0 IP, 1 H, 1 R, 1 ER, 1 BB, 4 K	Alabama (4/13)	Hold (5)	Barlow, Trysten	1.1 IP, 1 H, 1 K
East Carolina (3/5)	Hold (1)	Barlow, Trysten	1.0 IP, 1 H, 3 K	Texas Southern (4/16)	Win (2)	White, Colby	1.0 IP, 1 K
East Carolina (3/5)	Hold (2)	White, Colby	1.0 IP, 1 K	vs. Ole Miss (4/23)	Win (3)	Barlow, Trysten	1.1 IP, 1 H, 2 K
East Carolina (3/5)	Save (4)	Gordon, Cole	1.0 IP, 4 K	Georgia (4/28)	Hold (3)	Liebelt, Jared	1.1 IP, 2 H, 1 R, 1 ER, 1 K
Arkansas-Pine Bluff (3/6)	Hold (1)	Self, Riley	2.0 IP, 1 H, 1 K	Georgia (2/28)	Hold (1)	Gordon, Cole	0.1 IP, 1 BB, 1 K
Arkansas-Pine Bluff (3/6)	Hold (1)	Price, Spencer	1.0 IP, 2 BB	at Texas A&M (5/4)	Save (4)	Liebelt, Jared	1.0 IP, 2 H, 1 K
Arkansas-Pine Bluff (3/6)	Hold (1)	Smith, Brandon	1.0 IP, 1 H, 1 K	Memphis (5/8)	Blown Save (1)	Barlow, Trysten	1.0 IP, 1 H, 2 R, 2 ER, 2 BB, 3 K
Maine (3/8-1)	Save (1)	Liebelt, Jared	3.0 IP, 4 H, 1 R, 1 ER, 3 K	Memphis (5/8)	Win (4)	Gordon, Cole	2.0 IP, 2 K
Maine (3/8-2)	Hold (2)	Smith, Brandon	1.0 IP, 2 K	at Ole Miss (5/10)	Save (5)	Liebelt, Jared	4.0 IP, 3 H, 2 K
Maine (3/10)	Win (1)	White, Colby	1.0 IP, 1 K	at Ole Miss (5/11)	Hold (4)	Smith, Brandon	0.1 IP
Maine (3/10)	Save (5)	Gordon, Cole	1.0 IP, 2 H, 1 R, 1 ER, 1 BB	at Ole Miss (5/11)	Hold (6)	White, Colby	1.0 IP, 3 K
Grambling (3/13)	Win (3)	Cerantola, Eric	2.0 IP, 1 R, 0 ER, 3 BB, 4 K	at Ole Miss (5/11)	Save (9)	Gordon, Cole	1.0 IP, 1 H, 1 K
at Florida (3/15)	Hold (1)	Liebelt, Jared	1.0 IP, 1 K				
at Florida (3/15)	Hold (3)	White, Colby	1.0 IP, 2 H, 1 R, 1 ER				
at Florida (3/16)	Save (2)	Liebelt, Jared	2.2 IP, 1 H, 1 R, 1 ER, 2 K				
Little Rock (3/19)	Win (1)	Eagan, Jack	1.1 IP, 1 BB, 3 K				
Little Rock (3/19)	Hold (3)	Smith, Brandon	4.0 IP, 1 H, 1 BB, 5 K				
at Samford (3/20)	Win (1)	Spring, Tyler	2.0 IP, 1 H, 3 K				
at Samford (3/20)	Hold (2)	Barlow, Trysten	1.0 IP, 1 K				
at Samford (3/20)	Hold (4)	White, Colby	1.0 IP, 1 H, 2 K				
at Samford (3/20)	Save (6)	Gordon, Cole	1.0 IP, 3 K				
Auburn (3/22)	Hold (2)	Liebelt, Jared	0.2 IP, 2 H, 2 R, 2 ER				
Auburn (3/22)	Hold (3)	Barlow, Trysten	0.1 IP, 1 K				
Auburn (3/22)	Blown Save (1)/Loss (1)	White, Colby	1.0 IP, 3 H, 2 R, 2 ER, 2 K				
Auburn (3/24)	Win (3)	Gordon, Cole	3.0 IP, 4 H, 3 R, 3 ER, 1 BB, 3 K				
Mississippi Valley State (3/26)	Win (1)	Liebelt, Jared	0.1 IP, 1 K				
Mississippi Valley State (3/26)	Hold (5)	White, Colby	1.0 IP, 1 K				
Mississippi Valley State (3/26)	Hold (2)	Eagan, Jack	2.0 IP, 6 K				

Individual Relief Breakdown

Name	Win	Hold/Save	Loss/Blown Save	Name	Win	Hold/Save	Loss/Blown Save	Name	Win	Hold/Save	Loss/Blown Save
Barlow, Trysten	3	5/--	1/1	James, Keegan	1	1/--	--/--	Self, Riley	1	2/--	--/--
Cerantola, Eric	1	--/--	--/--	Liebelt, Jared	1	3/5	--/--	Smith, Brandon	2	4/--	--/--
Eagan, Jack	1	2/--	--/--	Plumlee, Peyton	--	1/--	--/--	Spring, Tyler	1	--/--	--/--
Gordon, Cole	4	1/9	--/--	Price, Spencer	--	1/--	--/--	White, Colby	2	6/--	1/1



Honors Tracker

Tanner Allen

Preseason All-SEC (First Team - Coaches)
Collegiate Baseball Newspaper National Weekly Honor Roll (Feb. 18)
Perfect Game National Hitter of the Week (Feb. 18)

Justin Foscue

Frisco Classic All-Tournament Team (March 3)

JT Ginn

Baseball America Preseason All-America (2nd Team)
SEC Co-Freshman of the Week (Feb. 25)
Frisco Classic MVP (March 3)
SEC Co-Freshman of the Week (March 4)
Perfect Game Midseason National Freshman of the Year

Cole Gordon

NCBWA Stopper of the Year Preseason Watch List
Mississippi State University Master's Graduate Service Assistant of the Year
NCBWA Stopper of the Year Midseason Watch List

Elijah MacNamee

Frisco Classic All-Tournament Team (March 3)
SEC Player of the Week (March 18)

Jake Mangum

Golden Spikes Award Preseason Watch List
Collegiate Baseball Newspaper Preseason All-America (first team)
NCBWA Preseason All-America (first team)
D1Baseball Preseason All-America (second team)
Perfect Game (third team)
D1Baseball's top returning senior
Preseason All-SEC (First Team - Coaches)
Perfect Game Midseason All-America (first team)
D1Baseball Midseason All-American (first team)
Golden Spikes Award Midseason Watch List
Senior CLASS Award Finalist
SEC Player of the Week (April 29)
Ferriss Trophy Finalist

Spencer Price

NCBWA Stopper of the Year Preseason Watch List

Dustin Skelton

Buster Posey Award Watch List

Ethan Small

Collegiate Baseball Newspaper National Weekly Honor Roll (Feb. 25)
Collegiate Baseball Newspaper National Weekly Honor Roll (March 18)
Collegiate Baseball Newspaper National Weekly Honor Roll (April 15)
Golden Spikes Award Midseason Watch List
SEC Pitcher of the Week (May 6)
Collegiate Baseball Newspaper National Weekly Honor Roll (May 6)
Golden Spikes Performance of the Week (May 7)
Ferriss Trophy Finalist

Jordan Westburg

SEC Player of the Week (March 25)
Perfect Game Midseason All-America (second team)

Honor System

SEC Awards Rolling In

- Mississippi State has earned six SEC weekly awards in 2019, with **Elijah MacNamee**, **Jake Mangum** and **Jordan Westburg** each garnering SEC Player of the Week, **Ethan Small** taking home SEC Pitcher of the Week and **JT Ginn** grabbing a pair of SEC Freshman of the Week honors.
- The six weekly honors are tied for the most in program history for a single season;
 - 6 - 2016 (2 Player, 3 Pitcher, 1 Freshman)
 - 2019 (3 Player, 1 Pitcher, 2 Freshman)
 - 5 - 2012 (3 Pitcher, 3 Freshman)
 - 4 - 2007 (1 Player, 1 Pitcher, 2 Freshman)
 - 1985 (4 Player)
- With MacNamee, Mangum and Westburg each earning SEC Player of the Week, it marks the first time in school history that three different Diamond Dawgs win the SEC's Player of the Week award in the same season.
- With MacNamee and Westburg winning the award in back-to-back weeks, it marked the fourth time in program history a MSU student-athlete won the award in consecutive weeks;
 - 1985 - Brantley (March 12), Will Clark (March 19 & 26)
 - 2013 - Hunter Renfroe (April 15), Nick Ammirati (April 22)
 - 2017 - Brent Rooker (April 7 & 12)
- For Ginn, he is just the third Diamond Dawg since the SEC began awarding the FOTW award in 2006 to claim multiple awards, joining;
 - Brandon Turner (2007)
 - Daryl Norris (2011)

Small Earns SEC Pitcher of the Week

- After not allowing a hit in seven scoreless innings at No. 15 Texas A&M on May 3, redshirt-junior **Ethan Small** earned his first-career SEC Pitcher of the Week honor.
- The conference honor is the first pitcher of the week accolade earned by a Diamond Dawg since the 2016 season, when **Dakota Hudson** earned the award on three occasions.
MORE ON PAGE 11

MacNamee Earns SEC Player of the Week

- Senior **Elijah MacNamee** collected multiple hits in each of his four starts during the fifth week of the season, as he earned Southeastern Conference Player of the Week.
- MacNamee helped the Diamond Dawgs to a 3-1 week, including a SEC-opening series win over a top-five Florida program on the road.
- The senior opened the week with a five-RBI showing against Grambling, including a sixth-inning grand slam.
- In the series opener at Florida, MacNamee made two of the biggest plays in the game, running down a flyball for the final out of the eighth to save a run from scoring. He then belted a two-RBI double in the ninth, which would account for the eventual game-winning runs. He contributed a career-high-tying three hits in the first game of a doubleheader, including a home run and a double and chipped in a pair of singles in the finale.
- The player of the week honor is the first for a Diamond Dawg since the 2017 season, when **Brent Rooker** claimed the award on three occasions.

Westburg Earns SEC Player of the Week

- Sophomore **Jordan Westburg** hit .583 to help Mississippi State to a series win over No. 16 Auburn and for his efforts was named the Southeastern Conference Player of the Week.
- In five total games between March 18-24, Westburg led the Diamond Dawgs with a .556 batting average and reached base in all five games to help MSU to a 4-1 week.
- His .571 on-base percentage for the week was tied for tops on the team and he piled up 11 RBIs. Westburg posted multiple hits in four of the five contests and ran his reached base streak to nine games after finding his way on base in all five games.
- He opened the week with a three-hit contest, scoring twice and driving in two runs against Little Rock, before reaching base just once at Samford - via walk.
- The New Braunfels, Texas had a monster weekend against Auburn, hitting .583 (7-of-12) to lead the Bulldogs in the three-game series and reached base at a .647 clip. He had multiple hits in each game versus the Tigers and reached base at least three times in each contest.
- He posted at least one extra base hit in all three games versus Auburn, including a double and home run in each of the final two contests. To cap his impressive weekend, Westburg drove in the eventual game winning run with an RBI double in the eighth inning to break a 15-15 tie and give MSU its second-straight SEC series win.

Mangum Earns First SEC Player of the Week Honor

- Senior **Jake Mangum** helped Mississippi State to a perfect 4-0 week against ranked opponents and became the SEC's career hits leader during a series sweep over then-No. 3 Georgia to earn his first-career SEC Player of the Week honor.
- Mangum broke an SEC record that stood for nearly 21 years on Saturday (April 27) versus Georgia with his 353rd career hit. That hit broke the conference's career hits record, which was previously held by LSU's **Eddie Furniss** (352; 1995-98). Most impressive, Mangum accomplished his 353rd hit in his 239th game, while Furniss did so in 265 games.
- Mangum became the SEC's career hits leader with his second of three hits in the middle game of the series with Georgia. The senior reached base three times in each game versus the Bulldogs, while finding himself on base twice in his fourth-straight Governor's Cup victory on Tuesday. Mangum also scored a run in each game of the week.
- After reaching twice in the midweek tilt with Ole Miss, Mangum found himself on base in his first eight plate appearances on the weekend (five singles, two walks and one fielder's choice), scoring four times. He tied his career high with two walks in both the series opener and series finale.
- In the middle game of the series, Mangum's second-inning single gave him 353 hits for his career, which pushed him past Furniss on the SEC's career hits list. He added two walks and a base hit in the series finale, scoring twice. He also stole his 20th base of the year, moving into a tie for 12th on the MSU single season charts.

Ginn Grabs Back-to-Back SEC FOTW Honors

- Freshman **JT Ginn** grabbed back-to-back Southeastern Conference Co-Freshman of the Week honors in weeks two and three of the 2019 season.
- The rookie collected victories over back-to-back ranked opponents, defeating No. 21 Southern Miss and No. 8 Texas Tech.
- He fired off seven innings of three-hit, two-run baseball to earn a victory over Texas Tech on Saturday, March 2. Ginn fanned eight batters and walked only one in the outing. The Red Raiders were averaging 11.2 hits and 9.3 runs per game entering the weekend, but Ginn was able to scatter three hits, as he retired 12-straight batters from the second inning to the sixth inning.
- Against Southern Miss, Ginn tossed seven shutout innings and allowed just two hits and walked one batter. He struck out a career-high nine and didn't face more than four hitters in any inning.



Skelton on Posey Watch List

- Junior catcher **Dustin Skelton** is one of 79 Division I catchers named to the Buster Posey Award Watch List, which is awarded by the Greater Wichita Area Sports Commission.
- Skelton is among the initial candidates for the National Collegiate Catcher of the Year Award, formerly the Johnny Bench Award, which honors the nation's top Division I catcher as voted on by head coaches and sports information directors.
- Former MSU catcher Edward Easley won the prestigious award following a stellar 2007 campaign, which also saw him drafted in the first round of the Major League Baseball Draft.

Trio Earns Midseason Honors from Perfect Game

- Perfect Game honored three Diamond Dawgs with midseason awards, as freshman **JT Ginn** earned the publication's Midseason National Freshman of the Year, while senior **Jake Mangum** was a first-team midseason All-American pick and sophomore **Jordan Westburg** earned second-team midseason All-American.
- After winning his first six starts on the mound, Ginn was named top freshman at the season's mid-way point by Perfect Game. The rookie started seven games on the mound during the first half of the season, with four of those quality starts
- Among the victories that made up his 6-1 overall mark at the middle point of 2019, the right hander posted four wins over ranked foes, including No. 21 Southern Miss, No. 8 Texas Tech, No. 4 Florida and No. 16 Auburn.
- Arguably the best leadoff hitter in the NCAA, Mangum posted 53 hits through the first half of 2019. Mangum is the NCAA active leader in hits, while he is chasing the Mississippi State and Southeastern Conference hits records. Westburg hit the mid-way point of the season having already surpassed his career totals for hits (44), runs (35), RBIs (33), doubles (13), triples (2), home runs (5) and walks (15). He had also been hit-by-pitch seven times.
- He carried a pair of double-digit reached base streaks during the first half of 2019, with a 14-game stretch to start the season and a current 14-game streak.

Three Earn Frisco Classic Honors

- After finishing the Frisco Classic at 2-0, three Diamond Dawgs were honored with all-tournament honors, as **JT Ginn** was named the MVP of the event, and **Justin Foscue** and **Elijah MacNamee** each earned all-tournament nods.
- Ginn fired off seven innings of three-hit, two-run baseball in his third career start to improve to 3-0 with a victory over No. 3 Texas Tech on Saturday afternoon. The right hander fanned eight batters and walked only one in the outing.
- Foscue led MSU with a .500 (4-for-8) average at the event. His four hits were the most for a Bulldog and he scored the game-winning run vs. Sam Houston State after leading off the eighth inning with a double down the left-field line.
- MacNamee hit .333 (2-for-6) at the Frisco Classic, but owned a .556 on-base percentage with two walks and a hit-by-pitch. He scored two runs and drove in one RBI on the weekend.

Allen Earns National POTW Honors

- Sophomore **Tanner Allen** opened the 2019 season with a bang against Youngstown State to earn national honors from a pair of publications.
- Allen** had a monster opening weekend for the Diamond Dawgs, hitting .538 with five extra base hits and 13 RBIs versus Youngstown State. Of his seven hits, five went for extra bases, including the two home runs, to account for 16 total bases on the weekend.
- For his efforts, Allen earned Perfect Game National Hitter of the Week and was named to the Collegiate Baseball Newspaper National Player of the Week Honor Roll. **MORE ON PAGE 4**

State to The Show

Diamond Dawgs Playing in Major League Baseball

Name (Yrs. at MSU)	Pos.	Organization
Adam Frazier (2011-13)	IF	Pittsburgh Pirates
Kendall Graveman (2010-13)	RHP *	Chicago Cubs
Jonathan Holder (2010-13)	RHP	New York Yankees
Dakota Hudson (2014-16)	RHP	St. Louis Cardinals
Nathaniel Lowe (2016)	IF	Tampa Bay Rays
Mitch Moreland (2005-07)	IF	Boston Red Sox
Hunter Renfro (2011-13)	RF	San Diego Padres
Chris Stratton (2010-12)	RHP	Los Angeles Angels
Brandon Woodruff (2012-14)	LHP	Milwaukee Brewers

* - Part of 40-man roster, but on injured list.

Diamond Dawgs in Minor League Baseball

Name (Yrs. at MSU)	Pos.	Organization (Level)
Jacob Billingsley (2014-18)	RHP	Houston Astros (A-SS)
Ben Bracewell (2010-14)	RHP	Oakland Athletics (AA)
Daniel Brown (2015-16)	LHP	Milwaukee Brewers (AA)
Gavin Collins (2014-16)	C	Cleveland Indians (A+)
J.P. France (2018)	RHP	Houston Astros (A+)
Ryan Gridley (2015-2017)	IF	Oakland Athletics (A)
Zac Houston (2014-16)	RHP	Detroit Tigers (AAA)
Reid Humphreys (2014-16)	RHP	Colorado Rockies (AA)
Jack Kruger (2016)	C	Los Angeles Angels (AA)
Zach Neff (2018)	LHP	Minnesota Twins (A)
Rafael Palmeiro (1983-85)	---	Cleburne (Ind.)
Konnor Pilkington (2016-18)	LHP	Chicago White Sox (A)
Jacob Robson (2013-16)	CF	Detroit Tigers (AAA)
Brent Rooker (2014-2017)	IF	Minnesota Twins (AAA)
Austin Sexton (2014-16)	RHP	St. Louis Cardinals (A+)
Hunter Stovall (2016-18)	IF	Colorado Rockies (A)

Diamond Dawgs Coaching in Professional Baseball

Name (Yrs. at MSU)	Organization	Team (Level)
Travis Chapman (1997-2000)	New York Yankees	Scranton Wilkes-Barre (AAA)
Chris Maloney (1982-83)	Atlanta Braves	Mississippi (AA)
Chris Young (2000-02)	Philadelphia Phillies	Philadelphia (MLB)

Diamond Dawgs Working in Professional Baseball

Name (Yrs. at MSU)	Organization	Role
Jeff Brantley (1982-85)	Cincinnati Reds	Broadcaster
Will Clark (1983-85)	San Francisco Giants	Special Assistant

Gordon's Graduate Award

Already with undergraduate degrees in business administration and marketing from Mississippi State University, graduate student **Cole Gordon** spent the 2018-19 academic year working as a Graduate Service Assistant in the Office of the Graduate School, and for his efforts was named the Masters Graduate Service Assistant of the Year.

Working towards a Master of Business Administration degree, Gordon was nominated, and ultimately selected for the award by a faculty committee. One graduate is awarded per year, with Gordon earning the distinction in 2018-19.

Recognized for his outstanding contributions and significant productivity and growth of Mississippi State University through his service in the Office of the Graduate School, he was recognized at the annual Graduate Student Association Awards Banquet.

Gordon is on pace to complete his MBA in Summer 2019. A five-time President's Scholar (3.80 GPA of higher) and three-time Dean's Scholar (3.50-3.79 GPA), Gordon is a three-time SEC Academic Honor Roll selection, while also earning SEC First Year Honor Roll as a freshman.

Specialty Stats

Runners On Base - Hitting

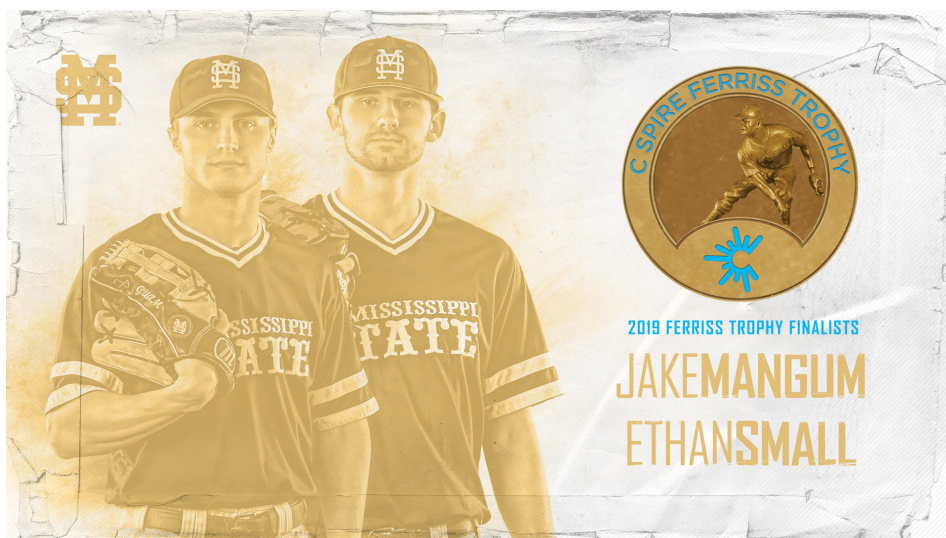
Name	H	AB	Avg.
Allen, Tanner	39	11	.342
Bell, Benjamin	--	1	--
Brock, Bryce	1	2	.500
Cumbest, Brad	10	24	.417
Foscue, Justin	40	115	.348
Gilbert, Marshall	10	37	.270
Ginn, JT	--	1	--
Halter, Gunner	18	62	.290
Hancock, Luke	7	15	.467
Hatcher, Josh	13	33	.394
Jones, Hayden	4	21	.190
Jordan, Landon	7	27	.259
Jordan, Rowdey	30	103	.291
MacNamee, Elijah	30	102	.294
Mangum, Jake	46	96	.479
Skelton, Dustin	30	77	.390
Westburg, Jordan	40	116	.345

Runners in Scoring Position - Hitting

Name	H	AB	Avg.
Allen, Tanner	25	74	.338
Bell, Benjamin	--	--	--
Brock, Bryce	1	2	.500
Cumbest, Brad	5	15	.333
Foscue, Justin	28	84	.333
Gilbert, Marshall	4	24	.167
Ginn, JT	--	1	--
Halter, Gunner	11	40	.275
Hancock, Luke	6	10	.600
Hatcher, Josh	9	21	.429
Jones, Hayden	2	13	.154
Jordan, Landon	4	18	.222
Jordan, Rowdey	20	60	.333
MacNamee, Elijah	19	64	.297
Mangum, Jake	29	57	.509
Skelton, Dustin	24	51	.471
Westburg, Jordan	26	72	.361

Ferriss Trophy Duo

- Senior **Jake Mangum** and redshirt-junior **Ethan Small** have each been named a finalist for the 2019 Ferriss Trophy.
- The Ferriss Trophy, first awarded in 2004, is given to the best collegiate baseball player in the state of Mississippi by the Mississippi Sports Hall of Fame
- The award is named after former Mississippi State and Boston Red Sox pitching great David M. "Boo" Ferriss, who was a member of the inaugural class of the Ron Polk Ring of Honor when the new Dudy Noble Field was opened in February of 2019.
- In the 15-year history of the award, six Diamond Dawgs have earned the C Spire Ferriss Trophy. **Brent Rooker** (2017), **Mangum** (2016), **Hunter Renfro** (2012), **Chris Stratton** (2012), **Ed Easley** (2007) and **Thomas Berkery** (2006) have each walked away as Ferriss Trophy winners.
- The 2019 event marks just the third time in the history of the award that State has had multiple finalists. In 2014, **Jacob Lindgren** and **Ross Mitchell** were both finalists, while in 2016 the trio of **Dakota Hudson**, **Reid Humphreys** and Mangum all earned finalist honors.





Dudy Noble Field

Biography

The largest on-campus facility in college baseball, Dudy Noble Field will see the 53rd season of Mississippi State baseball at its current site in 2019. With nearly 1,600 games played at the venue, the Diamond Dawgs bring a .726 winning percentage into the brand new \$68-million facility.

The field is named in honor of longtime MSU baseball coach, athletics director and ABCA Hall of Famer Clarke Randolph "Dudy" Noble. On April 27, 1998 the facility was renamed Dudy Noble Field, Polk-DeMent Stadium, honoring another ABCA Hall of Famer, former Bulldog skipper Ron Polk, and the late Gordon DeMent, a successful businessman and longtime fan of the Diamond Dawgs from Indianola, Mississippi.

The Origin

From 1929 until 1964, Mississippi State hosted its baseball games at the original on-campus venue, Hardy Field, which was located several hundred yards to the south of the Bulldogs' home football venue, Davis Wade Stadium at Scott Field. The baseball field was closed following the 1964 season to make way for the construction of Dorman Hall and for the next two seasons the Diamond Dawgs played their home games at Redbird Park in Columbus, Mississippi, capturing SEC titles both seasons at their temporary home.

The tin-roofed grandstand and 2,000-seat bleachers from the original Dudy Noble Field were transported to the stadium's present site, which became playable for the 1967 season. Since that time, facility enhancements have followed at a steady pace to make the "Carnegie Hall of College Baseball" one of the finest all-around facilities on the road to Omaha. Among with numerous upgrades, the current site has seen two complete demolitions and reconstructions, the latest occurring during a three-year span from 2017-2019 and opening prior to the start of the 2019 campaign.

Leading the Attendance Boom

With a laundry list of legendary names on its all-time roster, it comes as no surprise that Mississippi State ranks among the nation's attendance leaders year in and year out. The Dudy Noble Field faithful have sold out the reserved seating allotment every season since 1987.

Along with routinely hosting some of the largest crowds in the SEC, 10 of the last 12 three-day Super Bulldog Weekend series have drawn more than 25,000 fans.

MSU eclipsed the 200,000 mark in paid attendance at Dudy Noble Field for six-straight seasons between 2012-17, marking the first such occurrence in the program's history. In 2013, the Diamond Dawgs' five-millionth fan walked through the turnstiles at Dudy Noble Field. Since home attendance figures were charted starting in 1976, the "Carnegie Hall of College Baseball" has seen 6,250,621 fans rush through the gates.

In 18 of the last 19 seasons, Mississippi State has averaged 6,000 fans per game, including a record average of 8,127 during the 2014 campaign. Overall, State has eclipsed the 200,000-fan mark 11 times since 2002, with a school-record 302,558 viewing the 2016 home schedule.

Of the top 25 all-time college baseball on-campus attendances, Dudy Noble Field finds itself on the list 17 times, most notably owning the all-time on-campus attendance record of 15,586 on April 12, 2014. The Bulldogs own 14 of the top 15 marks in NCAA on-campus history and are the only NCAA baseball program to boast on-campus attendances of 14,000 or more. The four largest NCAA Super Regional crowds have assembled in Starkville, Mississippi, as well.

From April 11-13, the Bulldog faithful flooded the gates at Dudy Noble Field to the tune of 39,181 fans for a three-game series versus Ole Miss. The nearly 40,000 fans on the weekend set an NCAA on-campus attendance record for a three-game series.

Dudy Noble Field has ushered in crowds of 10,000 or better 55 times, including 2007 NCAA Super Regional-record draws of 13,715 and 12,620 for nationally-televised, late-morning games against Clemson. With the stadium

under construction in 2018, State added a 10,000-plus crowd to the tally, drawing 10,147 fans for the final date against Arkansas on April 21.

Mississippi State has hosted 23 postseason events at the facility, including three NCAA District III Tournaments (1973, 74 & 75), five SEC tournaments (1979, 1981, 1983, 1988 & 1995), 13 NCAA Regionals (1979, 1984, 1985, 1987, 1988, 1989, 1990, 1992, 1997, 2000, 2003, 2013 & 2016) and a pair of NCAA Super Regionals (2007 & 2016).

The Left Field Lounge

The aura of Mississippi State baseball at Dudy Noble Field is certainly not confined to the loyal legions in the impressive grandstand, pro-style luxury sky suites or luxurious Left Field Lofts.

In fact, some of the more highly-prized seats at Bulldog Baseball games are found beyond the outfield fence in the Left Field Lounge™. Waiting lists greet those seeking to purchase one of the 96 outfield lounges in the iconic two-level outfield tailgate.

Once a colorful assortment of pickup trucks, motor homes, and trailers — most equipped with barbecue grills — lined the outfield fence, completing a circle of humanity at Dudy Noble Field. Now, the permanent lounge spaces are connected to the concourse, allowing everyone to stroll through and experience the iconic lounge culture.

What began in the late 1960s as a popular gathering spot for baseball-loving MSU supporters now forms college baseball's largest tailgate party.

The "New Dude"

The second demolition at the current site occurred following the 2017 season and the \$68 million facility opened its gates for the 2019 campaign. Architect Wier Boerner Allin, along with consultants Populous and famed stadium architect/State alum Janet Marie Smith designed the project, while construction manager ICM and general contractor JESCO Construction, Inc. oversaw the construction.

Covering 12 acres of land on the Mississippi State University campus, the 230,000 square foot facility carries on Dudy Noble Field's legacy as the "Carnegie Hall of College Baseball." Installation of the second largest scoreboard in college baseball, measuring 43 feet wide by 60 feet high, started the project in 2017. The board, which was the largest in college baseball upon installation, is larger than boards owned by three Major League Baseball teams. The addition of 96 permanent Left Field Lounge rigs encircling the outfield followed during the fall of 2018.

The concourse and lower-level grandstands were in place for the 2018 season, with the Diamond Suites, upper-deck reserved seating area and three unique club areas — Farm Bureau Triple Crown Club, Charlie and Dana Stephenson Omaha Club and The Rooftop Club — were completed prior to the 2019 campaign. The newest version of Dudy Noble Field also features increased restroom facilities and concession points of sale.

The player spaces also received an upgrade, expanding to cover 18,000 square feet underneath the facility. The fully-equipped Bruce and Julie Martin Locker Room includes an embedded equipment room, houses 40 wooden lockers and features an oversized, dimensional halo-lit '85 Script Mississippi State sign is suspended overhead in the middle of the room.

The more spacious locker room includes an attached training room with whirlpool and fully-functional fueling station. The Mitch Moreland Hitting Tunnel, which is equipped with HitTrax, and Turner & Gloria Wingo Team Lounge are easily accessed from the home dugout, with the eye-popping player entrance and Hassell H. Franklin Omaha Room greeting players as they enter the facility. The Pitching Lab is also housed under the stadium, featuring arm care and conditioning equipment, one oversized turfed mound with three pitching rubbers and state of the art video equipment.

Top-25 Crowds

	Attendance	Opponent	Date
1.	15,586 *	Ole Miss	April 12, 2014
2.	15,078	Texas A&M	April 16, 2016
3.	14,991	Florida	April 22, 1989
4.	14,562	Auburn	April 20, 2013
5.	14,378	LSU	April 16, 1988
6.	13,761	Arkansas	April 25, 1992
7.	13,715 #	Clemson	June 9, 2007
8.	13,691	Kentucky	April 8, 2017
9.	13,617	Georgia	April 8, 2006
10.	13,452 #	Arizona	June 11, 2016
11.	13,224	Ole Miss	April 11, 2014
12.	13,123	Ole Miss	April 15, 2000
13.	13,004	Florida	April 18, 2015
14.	12,913 #	Arizona	June 10, 2016
15.	12,708	Auburn	April 24, 1993
16.	12,620 #	Clemson	June 8, 2007
17.	12,360	Georgia	April 6, 2002
18.	12,343	Auburn	March 23, 2019
19.	11,763	Auburn	April 12, 2003
20.	11,648	LSU	March 30, 2019
21.	11,515	Ole Miss	April 2, 2016
22.	11,496 ^	Florida State	May 27, 1990
23.	11,262	LSU	March 29, 2019
24.	11,201	Florida	April 8, 2011
25.	11,174	Florida	April 13, 1991

* - NCAA on-campus attendance record

^ - NCAA Regional

- NCAA Super Regional

NOTE: Mississippi State owns 53 crowds of 10,000-plus in the history of the program. The top seven (7) crowds in Dudy Noble Field history are also the top seven (7) on-campus crowds in NCAA history.



Going Yard

Below is a listing of all of the home runs for the 2019 season, including expanded data for those home runs that MSU hits at home.

Gm	Name	Inn.	On Base	Exit Velocity	Launch Angle	Distance
1	Tanner Allen	6	1	97	32	369 feet
1	Elijah MacNamee	8	2	97	31	365 feet
2	Tanner Allen	2	2	97	29	365 feet
3	Justin Foscue *	2	--	101	30	375 feet
3	Hayden Jones	5	--	104	31	400 feet
6	Justin Foscue *	2	--	99	27	376 feet
6	Dustin Skelton	5	1	101	29	402 feet
6	Dustin Skelton *	7	--	97	27	397 feet
8	Marshall Gilbert *	3	--	102	29	375 feet
8	Justin Foscue	3	1	101	21	372 feet
9	Justin Foscue	1	4	102	27	397 feet
9	Gunner Halter *	2	--	96	22	323 feet
14	Jordan Westburg	5	2	104	22	410 feet
15	Dustin Skelton	2	1	101	28	385 feet
16	Dustin Skelton	4	--	103	36	381 feet
16	Justin Foscue	5	2	98	36	360 feet
17	Elijah MacNamee	5	3	95	30	380 feet
18	Justin Foscue *	5	--	--	--	--
19	Jake Mangum ^	1	--	--	--	--
19	Tanner Allen *	4	--	--	--	--
19	Elijah MacNamee	6	--	--	--	--
24	Jordan Westburg	8	--	107	22	409 feet
25	Jordan Westburg	5	1	105	26	405 feet
25	Dustin Skelton	8	2	101	34	388 feet
26	Justin Foscue	2	--	104	22	371 feet
26	Jordan Westburg	3	2	98	28	365 feet
27	Justin Foscue	3	2	97	31	392 feet
27	Elijah MacNamee *	5	--	104	31	388 feet
27	Justin Foscue	5	--	96	30	373 feet
28	Jordan Westburg	5	1	103	28	408 feet
29	Rowdey Jordan	9	1	94	43	331 feet
30	Dustin Skelton	1	3	96	29	335 feet
30	Tanner Allen	1	--	100	20	370 feet
33	Rowdey Jordan *	3	--	--	--	--
33	Tanner Allen	5	2	--	--	--
34	Justin Foscue	2	--	104	26	406 feet
34	Tanner Allen	7	2	104	21	410 feet
35	Jordan Westburg	2	2	96	35	358 feet
36	Elijah MacNamee	7	1	102	27	361 feet
36	Dustin Skelton	7	2	100	34	399 feet
36	Marshall Gilbert *	8	--	105	22	407 feet
37	Marshall Gilbert	5	--	98	30	380 feet
38	Dustin Skelton	8	2	100	41	373 feet
39	Rowdey Jordan *	5	--	96	23	345 feet
39	Elijah MacNamee *	9	--	103	29	403 feet
40	Justin Foscue	5	2	101	29	390 feet
42	Rowdey Jordan *	5	--	--	--	--
43	Dustin Skelton	6	2	91	36	341 feet
44	Justin Foscue	1	2	100	22	365 feet
44	Rowdey Jordan	3	--	98	29	374 feet
48	Justin Foscue	7	--	98	21	338 feet
49	Marshall Gilbert	2	2	106	29	391 feet

52 total home runs in 2019

(* - Home run led off an inning | ^ - Leadoff home run (bottom/top 1st)

NOTE: Data not included for games at Florida, Samford or Tennessee. No data included for Governor's Cup game vs. Ole Miss.

The Last Time...

- SEC Tournament | % - NCAA Regional | ^ - NCAA Super Regional | S - College World Series

A MISSISSIPPI STATE TEAM...

Won 15+ Consecutive Games	17 - Feb. 15-March 8, 2013
Won 10+ Consecutive Games	14 - Feb. 23-March 16, 2019
Won 10+ Consecutive SEC Games	12 - April 30-May 25, 2016
Won 5+ Consecutive SEC Games	6 - March 24-April 1, 2017
Lost 5+ Consecutive Games	6 - May 7-16, 2015
Lost 5+ Consecutive SEC Games	6 - May 7-16, 2015
Swept a Three-Game Series	at Ole Miss; May 10-12, 2019
at Home	Georgia; April 26-28, 2019
on The Road	at Ole Miss; May 10-12, 2019
Swept a Non-Conference Three-Game Series	Maine; March 8-10, 2019
at Home	Maine; March 8-10, 2019
on The Road	at Hawaii-Hilo; 1985
Swept a Three-Game SEC Series	at Ole Miss; May 10-12
at Home	Georgia; April 26-28, 2019
on The Road	at Ole Miss; May 10-12, 2019
Was Swept in a Three-Game Series	at Arkansas; April 18-20, 2019
at Home	Vanderbilt; March 16-18, 2018
on The Road	at Arkansas; April 18-20, 2019
Was Swept in a Three-Game Non-Conference Series	at Southern Miss; Feb. 16-18, 2018
at Home	Southeastern Louisiana; Feb. 26-28, 2010
on The Road	at Southern Miss; Feb. 16-18, 2018
Was Swept in a Three-Game SEC Series	at Arkansas; April 18-20, 2019
at Home	Vanderbilt; March 16-18, 2018
on The Road	at Arkansas; April 18-20, 2019
Played An Extra-Inning Game	W, 6-3 (11 innings) - at Tennessee; April 5, 2019
Won An Extra-Inning Game	W, 6-3 (11 innings) - at Tennessee; April 5, 2019
Lost An Extra-Inning Game	L, 0-1 (10 innings) - Southern Miss; Feb. 22, 2019
Played Consecutive Extra-Inning Games	May 4-5, 2018; at Alabama, W, 14-12 (10 innings) and L, 3-4 (10 innings)
Won Consecutive Extra-Inning Games	May 10-11, 2014; Tennessee, W, 1-0 (10 innings) and W, 4-3 (12 innings)
Won on a Walk-Off	W, 4-3 - Southern Miss, Feb. 24, 2019
	Tanner Allen RBI double in the ninth inning
Won Consecutive Games Via A Walk-Off	May 10-11, 2014; Tennessee, W, 1-0 (10 innings) and W, 4-3 (12 innings)
	Seth Heck RBI single in the 10th inning
	Cody Walker bases loaded walk in the 12th inning

A MISSISSIPPI STATE OFFENSE...

Scored 30+ Runs	32 - Jackson State; April 29, 1988
Scored 25+ Runs	27 - Alcorn State; April 20, 2010
Scored 20+ Runs	21 - ULM; April 3, 2019
Scored 15+ Runs	19 - Georgia; April 26, 2019
Scored 10+ Runs In An Inning	10 - ULM (4th); April 3, 2019
Scored 9+ Runs In An Inning	9 - at Ole Miss (4th); May 12, 2019
Scored 8+ Runs In An Inning	9 - at Ole Miss (4th); May 12, 2019
Had 30+ Hits	30 - Kentucky; April 30, 1989
Had 25+ Hits	26 - Little Rock; Feb. 28, 1999
Had 20+ Hits	21 - Auburn; March 24, 2019
Had 20+ Hits in Back-to-Back Games	Auburn (20, 21); March 23-24, 2019
Had 6+ Home Runs	6 - at UAB; March 18, 2008
Had 5+ Home Runs	5 - Alabama; May 2, 2009
Hit Back-To-Back Home Runs	1st Inning, Dustin Skelton (Grand Slam)/Tanner Allen (Solo) - ULM; April 3, 2019
Hit Back-To-Back-To-Back Home Runs	8th Inning, Russ Sneed (2R HR)/Connor Powers (Solo)/Ryan Duffy (Solo); Alabama, May 3, 2009
Had 3+ Triples	3 - Southern Cal; March 14, 2004
Had 8+ Doubles	8 - Auburn; March 24, 2019
Had 7+ Doubles	7 - Georgia; April 26, 2019
Had 6+ Doubles	7 - Georgia; April 26, 2019
Had 10+ Walks	13 - Georgia; April 26, 2019
Had 9+ Stolen Bases	10 - Arkansas-Pine Bluff; March 18, 2017
Had 8+ Stolen Bases	10 - Arkansas-Pine Bluff; March 18, 2017
Didn't Strikeout in a Game	Jackson State; Feb. 26, 2019
Had Two or Fewer Strikeouts	2 - South Alabama; April 10, 2019
Was Shut Out	at Texas A&M-1 (0-1); May 4, 2019
at Home	Southern Miss (0-1); Feb. 22, 2019
on The Road	at Texas A&M-1 (0-1); May 4, 2019
Back-To-Back Games	Auburn (0-5, 0-4); March 27-28, 2015
Three-Straight Games	vs. Southern Miss (0-3); March 24, 2018 and Auburn (0-5, 0-4); March 27-28, 2015



A MISSISSIPPI STATE PITCHING STAFF...

Held Opponent To 1 Hit	at Texas A&M; May 3, 2019
Held Opponent To 2 Hits	Texas Southern; April 16, 2019
Struck Out 20+ Batters	Not Since At Least 2004
Struck Out 15+ Batters	.15 - Georgia; April 26, 2019
Did Not Issue A Walk	at Texas A&M-2; May 4, 2019
Shut Out An Opponent	at Ole Miss; May 10, 2019 (2-0)
at Home	Alabama; April 12, 2019 (6-0)
on The Road	at Ole Miss; May 10, 2019 (2-0)
Neutral Site Game	vs. Washington; June 16, 2018 \$
Postseason Game	vs. Washington; June 16, 2018 \$
Recorded Back-To-Back Shutouts	2016 (Nicholls State, Feb. 28 [8-0] and Alcorn State, March 1 [14-0])
Shut Out An SEC Opponent	at Ole Miss; May 10, 2019 (2-0)
At Home	Alabama; April 12, 2019 (6-0)
On The Road	at Ole Miss; May 10, 2019 (2-0)
Neutral Site	vs. Georgia; May 24, 2017 (3-0) #

A MISSISSIPPI STATE BATTER HAD...

Hit for the Cycle	Brad Freeman; South Alabama, Feb. 17, 1998
Walk-Off Hit	Tanner Allen; Southern Miss, Feb. 24, 2019
8+ At-Bats	.8 - Adam Frazier & Brett Pirtle; vs. Missouri, May 21, 2013 #
6+ Hits	.6 - Adam Frazier; at Virginia, June 8, 2013
5+ Hits	.5 - Jake Mangum; ULM, April 3, 2019
4+ Hits	.4 - Tanner Allen; Memphis, May 8, 2019
2+ Hits In An Inning	Dustin Skelton (1B, 1B; 4th inning); at Ole Miss, May 12, 2019
5+ Runs	.5 - Jon Knott; Little Rock, Feb. 28, 1999
4+ Runs	.4 - Rowdey Jordan; Georgia, April 26, 2019
3+ Doubles	.3 - Justin Foscue; Georgia, April 26, 2019
2+ Triples	.2 - C.T. Bradford; at Arizona, March 9, 2014
3+ Home Runs	.3 - Brent Rooker; vs. Kentucky, April 8, 2017
2+ Home Runs	.2 - Justin Foscue; LSU, March 28, 2019
Inside-The-Park Home Run	Cody Brown; vs. Kentucky, April 7, 2017
Pinch Hit Home Run	Cole Gordon; vs. South Alabama, June 4, 2017
Leadoff Home Run (Top or bottom of 1st inning)	Jake Mangum (Top 1st); at Florida-1, March 16, 2019
Walk-Off Home Run	Elijah MacNamee (2-run HR); at Vanderbilt, June 8, 2018
Hit a Grand Slam	Dustin Skelton; ULM; April 3, 2019
Multiple Grand Slams	Never
A Pinch Hit Grand Slam	Never
10+ RBIs	.11 - Jason Nappi; at UAB, March 18, 2008
9+ RBIs	.9 - Ryan Duffy; vs. Jackson State, April 6, 2010
8+ RBIs	.8 - Brent Rooker; vs. Indiana State, Feb. 24, 2017
7+ RBIs	.7 - Jordan Westburg; vs. North Carolina, June 19, 2018 \$
10+ Total Bases	.13 - Brent Rooker; vs. Kentucky, April 8, 2017
4+ Walks	.4 - Seth Heck; vs. Marshall, Feb. 21, 2015
3+ Walks	.3 - Rowdey Jordan; Georgia, April 26, 2019
4+ Stolen Bases	.4 - Derrick Armstrong; vs. Michigan State, March 1, 2014
3+ Stolen Bases	.3 - Brent Rooker; vs. Arkansas-Pine Bluff, March 14, 2017
Stole Home	Hunter Stovall; vs. Alcorn State, March 1, 2016
3+ Hit By Pitches	.3 - Jordan Westburg; Youngstown State-2, Feb. 16, 2019

A MISSISSIPPI STATE PITCHER HAD...

A Perfect Game	J.T. Peatross; Mississippi College (1-0), 1918
A No-Hitter	Gene Morgan; at Hawaii-Hilo (2-0), April 6, 1985
A Complete Game (9 Inn.)	Jacob Billingsley; at Southern Miss (8-1), June 6, 2017 #
A Complete Game (7 Inn.)	JT Ginn; at Texas A&M-1 (0-1), May 4, 2019
Complete-Game 1-Hitter	Unknown
Complete-Game 2-Hitter	Ricky Bowen; vs. Ole Miss, March 16, 2008
Consecutive Complete Games	Dakota Hudson; 2016 (at Auburn (4-0), May 13 and Arkansas (7-0), May 19)
A Complete-Game Shutout	Dakota Hudson; vs. Arkansas (7-0), May 19, 2016
at Home	Dakota Hudson; vs. Arkansas (7-0), May 19, 2016
on The Road	Dakota Hudson; at Auburn (4-0), May 13, 2016
SEC Game	Dakota Hudson; vs. Arkansas (7-0), May 19, 2016
as a Freshman	Scott Tanksley; vs. Mississippi College (6-0), April 20, 1993
Postseason Game	B.J. Wallace; vs. Nicholls State (1-0), May 21, 1992 #
17+ Strikeouts	.17 - Chris Stratton; at LSU, March 16, 2012
15+ Strikeouts	.15 - Ethan Small; Alabama, April 14, 2019
10+ Strikeouts	.10 - Ethan Small; at Ole Miss, May 10, 2019
Recorded Two Saves In One Day	Trevor Fitts; vs. Marshall and Alabama A&M, Feb. 22, 2015

A MISSISSIPPI STATE DEFENSE...

Turned 5+ Double Plays	.5 - San Diego, March 8, 2015
Turned 4+ Double Plays	.5 - San Diego, March 8, 2015
Turned A Triple Play	Auburn-Montgomery, March 9, 1991
Had 5+ Errors	.5 - at Vanderbilt, March 18, 2011
Threw Out 3 Base Runners	.3 - Gavin Collins; Eastern Illinois, March 1, 2014

Hit It Hard

Top 10 Exit Velocities

Below is a listing of the top-10 hardest hit balls by MSU in 2019.

Exit Velocity	Name	Opponent	Result
112.2	Jordan Westburg	Auburn (3/22)	Ground Out
111.9	Jordan Westburg	Auburn (3/22)	Double
109.9	Jordan Westburg	Youngstown State (2/15)	Single
109.3	Jordan Westburg	Southern Miss (2/23)	Single
108.9	Jordan Westburg	Southeastern La. (2/27)	Ground Out
108.6	Justin Foscue	Alabama (4/14)	Single
108.5	Elijah MacNamee	Memphis (5/8)	Double
107.8	Rowdey Jordan	Auburn (3/23)	Single
107.7	Jordan Westburg	LSU (3/28)	Double
107.7	Jordan Westburg	Georgia (4/27)	Double

NOTE: Data not included for games at Florida, Samford or Tennessee. No data included for Governor's Cup game vs. Ole Miss.

Individual Exit Velocities

Below is a listing of each MSU student-athlete's average and top exit velocity of the 2019 season.

Name	Average EV	Top EV
Allen, Tanner	93.0	107.3
Brock, Bryce	91.3	100.3
Cumbest, Brad	93.5	106.0
Foscue, Justin	91.5	108.6
Gilbert, Marshall	89.6	106.3
Halter, Gunner	90.0	104.7
Hancock, Luke	85.7	99.1
Hatcher, Josh	89.0	102.4
Jones, Hayden	88.6	107.2
Jordan, Landon	89.6	105.3
Jordan, Rowdey	89.8	107.9
MacNamee, Elijah	86.9	108.5
Mangum, Jake	90.0	102.2
Skelton, Dustin	88.1	104.6
Westburg, Jordan	93.0	112.2

NOTE: Data not included for games at Florida, Samford or Tennessee. No data included for Governor's Cup game vs. Ole Miss.

Barrel Count

Below is a listing of each MSU student-athlete's total barreled balls. A barreled ball is 98-plus exit velocity and a 10-35 degree launch angle. Barreled balls include all balls put in play.

Name	Average EV
Allen, Tanner	20
Brock, Bryce	1
Cumbest, Brad	3
Foscue, Justin	25
Gilbert, Marshall	11
Halter, Gunner	9
Hancock, Luke	2
Hatcher, Josh	3
Jones, Hayden	4
Jordan, Landon	2
Jordan, Rowdey	14
MacNamee, Elijah	15
Mangum, Jake	10
Skelton, Dustin	17
Westburg, Jordan	19

NOTE: Data not included for games at Florida, Samford or Tennessee. No data included for Governor's Cup game vs. Ole Miss.



Season Statistics

Record: 42-10 Home: 29-4 Away: 10-6 Neutral: 3-0 SEC: 18-9

Player	avg	gp-gs	ab	r	h	2b	3b	hr	rbi	tb	slg%	bb	hp	so	gdp	ob%	sf	sh	sb-att	po	a	e	fld%
15 Mangum, Jake	.401	52-52	232	60	93	20	3	1	37	122	.526	18	5	15	1	.451	2	0	20-26	116	3	4	.967
17 Foscue, Justin	.333	52-52	216	52	72	18	0	13	53	129	.597	18	1	23	3	.384	2	0	2-4	43	113	10	.940
5 Allen, Tanner	.322	52-52	205	45	66	16	0	6	51	100	.488	30	4	33	4	.412	4	1	1-2	420	29	2	.996
8 Skelton, Dustin	.313	48-44	160	29	50	5	1	9	41	84	.525	14	4	37	3	.376	3	4	2-3	406	64	2	.996
11 Westburg, Jordan	.312	51-51	199	55	62	17	2	6	50	101	.508	33	8	55	1	.422	4	0	4-4	52	118	10	.944
40 MacNamee, Elijah	.303	52-52	185	47	56	17	0	6	44	91	.492	32	7	29	2	.415	5	0	4-7	71	4	2	.974
4 Jordan, Rowdey	.267	52-51	191	43	51	11	0	5	36	77	.403	23	4	31	2	.353	3	2	8-10	66	0	1	.985

27 Brock, Bryce	.500	1-0	2	1	1	0	0	0	1	1	.500	0	0	0	0	.500	0	0	0-0	1	0	0	1.000
20 Hancock, Luke	.391	19-6	23	6	9	3	0	0	11	12	.522	9	0	4	2	.545	1	0	0-0	27	4	1	.969
10 Hatcher, Josh	.313	32-17	64	7	20	2	2	0	11	26	.406	8	1	14	1	.397	0	0	2-3	4	1	0	1.000
34 Gilbert, Marshall	.308	40-20	78	15	24	6	0	4	11	42	.538	17	4	19	3	.455	0	2	0-0	37	23	3	.952
33 Cumbest, Brad	.295	26-7	44	8	13	4	0	0	8	17	.386	2	1	11	1	.333	1	0	0-0	4	0	0	1.000
2 Halter, Gunner	.287	44-40	129	34	37	5	0	1	14	45	.349	14	1	30	0	.361	0	7	3-3	34	55	10	.899
32 Jordan, Landon	.286	28-10	49	14	14	3	0	0	9	17	.347	5	0	6	2	.352	0	0	2-2	8	13	0	1.000
12 Jones, Hayden	.234	25-14	47	5	11	4	0	1	5	18	.383	2	1	7	0	.280	0	0	1-2	61	3	2	.970
3 Ginn, JT	.000	3-0	3	0	0	0	0	0	0	0	.000	0	0	1	0	.000	0	0	0-0	6	9	0	1.000
31 Bell, Benjamin	.000	9-0	1	3	0	0	0	0	0	0	.000	0	0	0	1	.000	0	0	0-0	0	0	0	.000
Totals	.317	52	1828	424	579	131	8	52	382	882	.482	225	41	315	26	.399	25	16	49-66	1383	499	54	.972
Opponents	.220	52	1714	202	377	71	6	26	178	538	.314	166	48	563	21	.305	11	17	41-65	1310	497	70	.963

LOB - Team (398), Opp (372). DPs turned - Team (25), Opp (31). CI - Team (1), Jones 1. IBB - Team (13), Mangum 5, Allen 3, Skelton 1, Jordan, R. 1, Jordan, L. 1, Foscue 1, MacNamee 1, Opp (3). Picked off - Allen 2, Westburg 1, Gilbert 1, Jordan, R. 1, Mangum 1, MacNamee 1, Foscue 1.

(All games Sorted by Earned run avg)

Player	era	w-l	app	gs	cg	sho	sv	ip	h	r	er	bb	so	2b	3b	hr	b/avg	wp	hp	bk	sfa	sha
44 Small, Ethan	1.73	7-1	13	13	0	0/3	0	78.0	42	17	15	19	132	10	1	6	.157	3	6	0	0	5
3 Ginn, JT	3.13	8-3	13	13	1	0/0	0	69.0	59	27	24	14	87	10	0	1	.223	10	4	2	1	1
13 Plumlee, Peyton	3.68	5-3	16	12	0	0/1	0	63.2	49	30	26	24	51	7	2	4	.205	9	7	0	1	2

43 Breaux, Kale	0.00	0-0	1	0	0	0/0	0	0.1	1	0	0	1	1	1	0	0	.500	0	0	0	0	0
39 Spring, Tyler	2.00	1-0	8	0	0	0/0	0	9.0	6	2	2	5	12	3	0	0	.182	2	1	0	0	0
19 Liebelt, Jared	2.45	1-0	24	0	0	0/5	5	40.1	38	14	11	6	27	9	1	1	.250	1	2	0	3	0
16 Eagan, Jack	3.43	1-0	16	1	0	0/1	0	21.0	11	9	8	13	32	5	0	1	.167	1	5	0	1	3
6 Smith, Brandon	3.45	2-0	22	1	0	0/1	0	28.2	30	12	11	4	24	4	1	3	.275	1	3	0	1	1
27 Brock, Bryce	3.68	0-0	6	0	0	0/0	0	7.1	10	5	3	5	9	0	0	0	.313	0	2	0	0	0
41 White, Colby	3.74	2-1	22	0	0	0/2	0	21.2	15	10	9	5	39	3	0	2	.190	1	1	0	0	0
55 Price, Spencer	3.86	0-0	10	0	0	0/0	0	9.1	9	5	4	6	10	2	0	1	.250	1	1	0	0	1
14 Self, Riley	4.05	2-0	16	0	0	0/1	0	20.0	24	9	9	5	17	4	0	2	.300	3	1	0	0	0
46 Barlow, Trysten	4.64	3-1	22	0	0	0/1	0	21.1	18	12	11	9	31	3	0	2	.222	3	6	0	1	2
37 Cerantola, Eric	4.91	3-0	7	4	0	0/0	0	11.0	5	8	6	10	16	2	0	0	.128	2	5	0	0	0
24 Gordon, Cole	4.94	4-0	20	0	0	0/0	9	27.1	24	16	15	15	41	2	0	2	.233	5	1	0	2	0
18 James, Keegan	6.00	3-1	14	8	0	0/1	0	33.0	36	26	22	25	34	6	1	1	.277	7	3	1	1	2
Totals	3.44	42-10	52	52	1	5/5	14	461.0	377	202	176	166	563	71	6	26	.220	49	48	3	11	17
Opponents	7.75	10-42	52	52	1	2/1	4	437.2	579	424	377	225	315	131	8	52	.317	71	41	6	25	16

PB - Team (7), Skelton 5, Jones 1, Gilbert 1, Opp (15). Pickoffs - Team (4), Ginn 1, Spring 1, Skelton 1, Gordon 1, Opp (8). SBA/ATT - Skelton (27-43), Ginn (10-14), Plumlee (8-12), James (7-10), Jones (6-8), Small (4-7), Gilbert (3-7), Barlow (3-6), Hancock (5-5), Gordon (2-3), White (2-3), Cerantola (1-3), Self (0-2), Smith (2-2), Eagan (1-1), Liebelt (0-1), Spring (1-1).



Southeastern Conference Statistics

Record: 18-9 Home: 9-3 Away: 9-6 SEC: 18-9

Player	avg	gp-gs	ab	r	h	2b	3b	hr	rbi	tb	slg%	bb	hp	so	gdp	ob%	sf	sh	sb-att	po	a	e	fld%
15 Mangum, Jake	.374	27-27	123	26	46	11	1	1	13	62	.504	9	1	9	1	.421	0	0	4-7	69	1	4	.946
5 Allen, Tanner	.327	27-27	110	18	36	8	0	2	18	50	.455	14	0	20	2	.400	1	1	0-1	219	21	1	.996
17 Foscue, Justin	.319	27-27	113	28	36	11	0	6	27	65	.575	9	0	11	1	.369	0	0	1-3	24	67	3	.968
8 Skelton, Dustin	.309	27-26	94	15	29	5	0	3	20	43	.457	9	3	23	2	.380	2	3	1-2	239	35	1	.996
4 Jordan, Rowdey	.296	27-26	98	19	29	6	0	4	24	47	.480	11	3	15	1	.381	1	1	2-3	38	0	1	.974
11 Westburg, Jordan	.287	27-27	108	23	31	10	0	4	27	53	.491	16	3	36	1	.385	3	0	1-1	29	70	5	.952
40 MacNamee, Elijah	.273	27-27	99	21	27	9	0	4	15	48	.485	14	2	18	1	.371	1	0	0-0	34	2	2	.947

32 Jordan, Landon	.375	10-1	8	1	3	0	0	0	3	3	.375	1	0	0	0	.444	0	0	0-0	1	1	0	1.000
20 Hancock, Luke	.333	9-4	12	3	4	2	0	0	3	6	.500	4	0	2	1	.500	0	0	0-0	3	0	0	1.000
2 Halter, Gunner	.296	24-22	71	13	21	5	0	0	7	26	.366	5	0	17	0	.342	0	3	1-1	14	23	8	.822
34 Gilbert, Marshall	.275	21-12	40	10	11	3	0	2	4	20	.500	10	3	9	1	.453	0	1	0-0	8	20	2	.933
33 Cumbest, Brad	.267	15-5	30	4	8	3	0	0	4	11	.367	1	1	9	1	.303	1	0	0-0	1	0	0	1.000
10 Hatcher, Josh	.263	18-11	38	4	10	1	0	0	4	11	.289	4	1	11	0	.349	0	0	1-1	2	0	0	1.000
12 Jones, Hayden	.143	6-1	7	1	1	0	0	0	0	1	.143	0	0	0	0	.143	0	0	0-0	0	0	0	.000
Totals	.307	27	951	186	292	74	1	26	169	446	.469	107	17	180	12	.384	9	9	11-19	705	270	31	.969
Opponents	.246	27	900	129	221	46	4	19	116	332	.369	85	21	265	12	.322	8	9	9-22	696	261	17	.983

LOB - Team (211), Opp (189). DPs turned - Team (12), Opp (15). IBB - Team (5), Mangum 4, MacNamee 1, Opp (1). Picked off - Mangum 1, MacNamee 1, Allen 1, Foscue 1, Gilbert 1.

(SEC games only Sorted by Earned run avg)

Player	era	w-l	app	gs	cg	sho	sv	ip	h	r	er	bb	so	2b	3b	hr	b/avg	wp	hp	bk	sfa	sha
44 Small, Ethan	1.83	6-1	9	9	0	0/3	0	54.0	28	12	11	17	92	7	1	5	.151	3	3	0	0	2
19 Liebelt, Jared	3.25	0-0	15	0	0	0/3	4	27.2	27	11	10	2	16	7	0	1	.262	1	2	0	3	0
13 Plumlee, Peyton	3.41	4-3	7	7	0	0/0	0	34.1	25	16	13	13	19	3	2	3	.200	2	2	0	1	2
3 Ginn, JT	3.89	4-3	9	9	1	0/0	0	44.0	46	22	19	11	55	10	0	0	.260	3	2	0	0	1

39 Spring, Tyler	0.00	0-0	1	0	0	0/0	0	0.2	0	0	0	2	0	0	0	0	.000	1	0	0	0	0
16 Eagan, Jack	3.38	0-0	5	0	0	0/0	0	5.1	3	3	2	6	7	2	0	0	.188	0	0	0	1	1
27 Brock, Bryce	3.86	0-0	3	0	0	0/0	0	2.1	3	1	1	2	3	0	0	0	.300	0	1	0	0	0
46 Barlow, Trysten	6.17	1-0	12	0	0	0/0	0	11.2	10	9	8	6	14	3	0	2	.222	1	5	0	1	2
14 Self, Riley	6.23	1-0	6	0	0	0/0	0	8.2	12	6	6	2	9	3	0	1	.324	2	1	0	0	0
18 James, Keegan	7.62	1-1	6	2	0	0/0	0	13.0	19	12	11	7	12	4	1	0	.328	4	2	1	0	1
6 Smith, Brandon	7.88	0-0	9	0	0	0/0	0	8.0	15	8	7	1	4	2	0	2	.417	0	2	0	1	0
41 White, Colby	8.38	0-1	10	0	0	0/1	0	9.2	11	10	9	5	18	2	0	2	.275	1	0	0	0	0
24 Gordon, Cole	10.22	1-0	9	0	0	0/0	2	12.1	18	15	14	9	15	2	0	2	.346	3	1	0	1	0
55 Price, Spencer	10.80	0-0	4	0	0	0/0	0	3.1	4	4	4	2	1	1	0	1	.286	0	0	0	0	0
Totals	4.40	18-9	27	27	1	3/3	6	235.0	221	129	115	85	265	46	4	19	.246	21	21	1	8	9
Opponents	6.91	9-18	27	27	1	1/0	4	232.0	292	186	178	107	180	74	1	26	.307	25	17	1	9	9

PB - Team (4), Skelton 4, Opp (8). Pickoffs - Team (1), Skelton 1, Opp (5). SBA/ATT - Skelton (8-18), Ginn (4-7), Gilbert (1-3), Small (1-3), Plumlee (0-2), Gordon (1-2), White (1-2), James (2-2), Barlow (0-2), Self (0-1), Liebelt (0-1).



Last Five Games Statistics

Record: 5-0 Home: 1-0 Away: 4-0 SEC: 4-0

Player	avg	gp-gs	ab	r	h	2b	3b	hr	rbi	tb	slg%	bb	hp	so	gdp	ob%	sf	sh	sb-att	po	a	e	fld%
5 Allen, Tanner	.550	5-5	20	3	11	1	0	0	7	12	.600	3	0	2	1	.609	0	0	0-0	47	4	0	1.000
15 Mangum, Jake	.455	5-5	22	5	10	3	0	0	3	13	.591	2	0	3	1	.500	0	0	0-0	17	1	2	.900
2 Halter, Gunner	.400	5-3	15	4	6	2	0	0	1	8	.533	0	0	3	0	.400	0	0	0-0	0	0	0	.000
8 Skelton, Dustin	.333	5-5	18	3	6	1	0	0	1	7	.389	1	0	4	0	.368	0	0	0-0	26	7	1	.971
17 Foscue, Justin	.286	5-5	21	4	6	1	0	1	4	10	.476	2	0	2	0	.348	0	0	1-3	7	17	1	.960
40 MacNamee, Elijah	.263	5-5	19	2	5	4	0	0	3	9	.474	0	0	4	0	.263	0	0	0-0	4	1	0	1.000
4 Jordan, Rowdey	.143	5-5	21	2	3	1	0	0	5	4	.190	1	0	6	1	.174	1	0	0-0	6	0	0	1.000
11 Westburg, Jordan	.111	5-5	18	4	2	0	0	0	3	2	.111	6	0	6	0	.333	0	0	0-0	6	16	1	.957

10 Hatcher, Josh	1.000	1-0	1	1	1	0	0	0	0	1	1.000	1	0	0	0	1.000	0	0	0-0	1	0	0	1.000
20 Hancock, Luke	.667	4-2	3	2	2	1	0	0	3	3	1.000	3	0	0	0	.714	1	0	0-0	9	1	0	1.000
34 Gilbert, Marshall	.462	5-5	13	5	6	2	0	1	4	11	.846	4	2	0	1	.632	0	1	0-0	1	7	1	.889
33 Cumbest, Brad	.000	1-0	1	0	0	0	0	0	0	0	.000	0	0	0	1	.000	0	0	0-0	0	0	0	.000
32 Jordan, Landon	.000	1-0	0	0	0	0	0	0	0	0	.000	0	0	0	0	.000	0	0	0-0	0	0	0	.000
Totals	.337	5	172	35	58	16	0	2	34	80	.465	23	2	30	5	.417	2	1	1-3	129	60	6	.969
Opponents	.244	5	160	22	39	3	2	1	20	49	.306	15	0	41	3	.305	2	1	3-6	126	41	4	.977

LOB - Team (39), Opp (27). DPs turned - Team (4), Opp (5). IBB - Team (3), Mangum 2, Allen 1, Opp (1). Picked off - Foscue 1.

(Last Five Games Sorted by Earned run avg)

Player	era	w-l	app	gs	cg	sho	sv	ip	h	r	er	bb	so	2b	3b	hr	b/avg	wp	hp	bk	sfa	sha
44 Small, Ethan	0.00	1-0	1	1	0	0/1	0	5.0	3	0	0	1	10	0	0	0	.188	1	0	0	0	0
19 Liebelt, Jared	0.00	0-0	2	0	0	0/1	2	5.0	5	0	0	0	3	0	0	0	.294	0	0	0	1	0
13 Plumlee, Peyton	4.61	2-0	2	2	0	0/0	0	13.2	13	8	7	2	4	1	2	1	.245	2	0	0	1	1

24 Gordon, Cole	0.00	1-0	3	0	0	0/0	1	4.0	2	0	0	0	5	0	0	0	.154	0	0	0	0	0
16 Eagan, Jack	0.00	0-0	2	0	0	0/0	0	1.1	1	0	0	1	1	1	0	0	.250	0	0	0	0	0
41 White, Colby	0.00	0-0	1	0	0	0/0	0	1.0	0	0	0	0	3	0	0	0	.000	0	0	0	0	0
6 Smith, Brandon	2.45	0-0	3	0	0	0/0	0	3.2	5	1	1	0	3	1	0	0	.313	0	0	0	0	0
3 Ginn, JT	3.86	0-0	1	1	0	0/0	0	4.2	4	3	2	3	5	0	0	0	.211	2	0	0	0	0
14 Self, Riley	5.40	1-0	2	0	0	0/0	0	3.1	3	2	2	2	3	0	0	0	.250	0	0	0	0	0
46 Barlow, Trysten	13.50	0-0	2	0	0	0/0	0	1.1	1	2	2	2	4	0	0	0	.200	1	0	0	0	0
18 James, Keegan	99.00	0-0	1	1	0	0/0	0	0.0	2	6	6	4	0	0	0	0	1.000	0	0	0	0	0
Totals	4.19	5-0	5	5	0	1/1	3	43.0	39	22	20	15	41	3	2	1	.244	6	0	0	2	1
Opponents	7.29	0-5	5	5	0	0/0	0	42.0	58	35	34	23	30	16	0	2	.337	2	2	0	2	1

PB - Team (1), Skelton 1. Pickoffs - Team (0), Opp (1). SBA/ATT - Skelton (1-4), Hancock (2-2), Barlow (2-2), Liebelt (0-1), Small (0-1), Gordon (1-1), Plumlee (0-1).



Last 10 Games Statistics

Record: 9-1 Home: 4-0 Away: 5-1 SEC: 8-1

Player	avg	gp-gs	ab	r	h	2b	3b	hr	rbi	tb	slg%	bb	hp	so	gdp	ob%	sf	sh	sb-att	po	a	e	fld%
15 Mangum, Jake	.488	10-10	41	12	20	3	0	0	4	23	.561	7	0	3	1	.563	0	0	1-2	30	1	4	.886
5 Allen, Tanner	.432	10-10	37	5	16	3	0	0	14	19	.514	6	0	7	1	.500	1	1	0-1	80	8	0	1.000
17 Foscue, Justin	.366	10-10	41	12	15	6	0	2	9	27	.659	4	0	2	1	.422	0	0	1-3	13	28	2	.953
8 Skelton, Dustin	.290	10-10	31	4	9	2	0	1	8	14	.452	4	0	6	0	.351	2	1	0-0	74	12	1	.989
4 Jordan, Rowdey	.265	10-10	34	9	9	2	0	1	8	14	.412	7	2	9	1	.400	2	0	0-0	14	0	0	1.000
11 Westburg, Jordan	.189	10-10	37	8	7	2	0	0	7	9	.243	8	1	14	1	.340	1	0	0-0	10	26	1	.973
40 MacNamee, Elijah	.167	10-10	36	4	6	4	0	0	3	10	.278	3	1	7	0	.250	0	0	0-0	10	1	0	1.000

32 Jordan, Landon	1.000	2-0	1	0	1	0	0	0	1	1	1.000	0	0	0	0	1.000	0	0	0-0	0	1	0	1.000
10 Hatcher, Josh	.500	4-0	4	1	2	0	0	0	1	2	.500	1	0	0	0	.600	0	0	0-0	1	0	0	1.000
33 Cumbest, Brad	.500	3-0	2	1	1	1	0	0	1	2	1.000	0	0	0	1	.500	0	0	0-0	0	0	0	.000
20 Hancock, Luke	.444	7-4	9	4	4	2	0	0	4	6	.667	5	0	1	1	.600	1	0	0-0	11	1	0	1.000
2 Halter, Gunner	.345	10-8	29	6	10	2	0	0	3	12	.414	2	0	7	0	.387	0	0	0-0	2	2	3	.571
34 Gilbert, Marshall	.333	10-8	24	7	8	3	0	1	4	14	.583	5	3	2	2	.500	0	1	0-0	1	9	1	.909
12 Jones, Hayden	.000	1-0	1	0	0	0	0	0	0	0	.000	0	0	0	0	.000	0	0	0-0	0	0	0	.000
Totals	.330	10	327	73	108	30	0	5	67	153	.468	52	7	58	9	.425	7	3	2-6	255	98	12	.967
Opponents	.201	10	309	34	62	9	2	4	32	87	.282	31	6	92	5	.284	2	3	3-7	246	90	8	.977

LOB - Team (77), Opp (62). DPs turned - Team (6), Opp (12). IBB - Team (6), Mangum 4, MacNamee 1, Allen 1, Opp (1). Picked off - Foscue 1, Gilbert 1.

(Last Ten Games Sorted by Earned run avg)

Player	era	w-l	app	gs	cg	sho	sv	ip	h	r	er	bb	so	2b	3b	hr	b/avg	wp	hp	bk	sfa	sha
44 Small, Ethan	0.50	3-0	3	3	0	0/2	0	18.0	5	2	1	3	29	1	0	1	.086	1	2	0	0	0
19 Liebelt, Jared	1.74	0-0	5	0	0	0/2	2	10.1	10	3	2	1	5	3	0	0	.263	0	2	0	1	0
3 Ginn, JT	2.30	1-1	3	3	1	0/0	0	15.2	12	5	4	7	19	1	0	0	.203	3	0	0	0	1
13 Plumlee, Peyton	3.15	3-0	3	3	0	0/0	0	20.0	14	8	7	4	9	1	2	1	.189	2	0	0	1	1

24 Gordon, Cole	0.00	1-0	4	0	0	0/0	1	4.1	2	0	0	1	6	0	0	0	.143	0	0	0	0	0
16 Eagan, Jack	0.00	0-0	2	0	0	0/0	0	1.1	1	0	0	1	1	1	0	0	.250	0	0	0	0	0
27 Brock, Bryce	0.00	0-0	1	0	0	0/0	0	1.0	2	0	0	0	2	0	0	0	.400	0	0	0	0	0
6 Smith, Brandon	1.93	0-0	4	0	0	0/0	0	4.2	5	1	1	0	5	1	0	0	.263	0	0	0	0	0
14 Self, Riley	5.40	1-0	2	0	0	0/0	0	3.1	3	2	2	2	3	0	0	0	.250	0	0	0	0	0
46 Barlow, Trysten	7.71	0-0	4	0	0	0/0	0	2.1	1	2	2	6	5	0	0	0	.143	1	2	0	0	1
55 Price, Spencer	9.00	0-0	1	0	0	0/0	0	1.0	2	1	1	1	0	1	0	0	.400	0	0	0	0	0
41 White, Colby	12.00	0-0	3	0	0	0/0	0	3.0	3	4	4	1	8	0	0	2	.250	0	0	0	0	0
18 James, Keegan	99.00	0-0	1	1	0	0/0	0	0.0	2	6	6	4	0	0	0	0	1.000	0	0	0	0	0
Totals	3.18	9-1	10	10	1	2/2	3	85.0	62	34	30	31	92	9	2	4	.201	7	6	0	2	3
Opponents	7.57	1-9	10	10	1	1/0	0	82.0	108	73	69	52	58	30	0	5	.330	11	7	0	7	3

PB - Team (1), Skelton 1, Opp (2). Pickoffs - Team (0), Opp (2). SBA/ATT - Skelton (1-5), Hancock (2-2), Barlow (2-2), Small (0-1), Plumlee (0-1), Liebelt (0-1), Ginn (0-1), Gordon (1-1).



Versus Ranked Opponents Statistics

Record: 18-9 Home: 9-4 Away: 7-5 Neutral: 2-0 SEC: 13-8

Player	avg	gp-gs	ab	r	h	2b	3b	hr	rbi	tb	slg%	bb	hp	so	gdp	ob%	sf	sh	sb-att	po	a	e	fld%
15 Mangum, Jake	.377	27-27	114	23	43	9	1	1	12	57	.500	11	3	7	1	.438	2	0	4-7	56	3	4	.937
8 Skelton, Dustin	.326	27-26	95	16	31	5	0	4	20	48	.505	9	1	26	1	.380	3	3	1-2	241	37	1	.996
11 Westburg, Jordan	.306	27-27	108	24	33	12	0	3	23	54	.500	15	3	34	1	.398	2	0	2-2	29	73	6	.944
17 Foscue, Justin	.292	27-27	113	27	33	10	0	7	25	64	.566	9	0	18	1	.344	0	0	1-3	24	59	4	.954
5 Allen, Tanner	.274	27-27	106	13	29	5	0	1	20	37	.349	16	1	22	2	.371	1	1	0-1	222	17	1	.996
40 MacNamee, Elijah	.242	27-27	95	18	23	7	0	3	12	39	.411	14	3	16	2	.351	2	0	0-0	30	1	2	.939
4 Jordan, Rowdey	.234	27-26	94	19	22	6	0	4	19	40	.426	13	3	18	2	.342	1	1	2-3	43	0	1	.977

20 Hancock, Luke	.333	8-4	12	3	4	2	0	0	3	6	.500	4	0	2	1	.500	0	0	0-0	2	0	0	1.000
10 Hatcher, Josh	.278	17-10	36	5	10	1	0	0	4	11	.306	4	1	11	0	.366	0	0	1-1	2	0	0	1.000
33 Cumbest, Brad	.278	11-3	18	2	5	3	0	0	2	8	.444	1	0	5	1	.316	0	0	0-0	1	0	0	1.000
2 Halter, Gunner	.273	25-24	77	13	21	5	0	0	9	26	.338	6	0	20	0	.325	0	3	1-1	17	28	8	.849
32 Jordan, Landon	.273	11-1	11	1	3	0	0	0	3	3	.273	1	0	1	1	.333	0	0	0-0	4	4	0	1.000
34 Gilbert, Marshall	.270	20-10	37	7	10	3	0	0	1	13	.351	6	3	9	1	.413	0	1	0-0	7	13	2	.909
12 Jones, Hayden	.267	9-4	15	1	4	1	0	0	0	5	.333	1	0	1	0	.313	0	0	0-1	10	1	0	1.000
3 Ginn, JT	.000	2-0	2	0	0	0	0	0	0	0	.000	0	0	1	0	.000	0	0	0-0	4	8	0	1.000
31 Bell, Benjamin	.000	3-0	0	0	0	0	0	0	0	0	.000	0	0	0	0	.000	0	0	0-0	0	0	0	.000
Totals	.290	27	933	172	271	69	1	23	153	411	.441	110	18	191	14	.372	11	9	12-21	705	264	33	.967
Opponents	.234	27	890	124	208	36	5	18	112	308	.346	89	22	281	13	.316	8	8	13-27	695	250	29	.970

LOB - Team (214), Opp (188). DPs turned - Team (13), Opp (18). IBB - Team (8), Mangum 4, Allen 2, Jordan, R. 1, MacNamee 1, Opp (2). Picked off - Allen 1, Foscue 1, Mangum 1, Gilbert 1.

(Versus Ranked Opponents Sorted by Earned run avg)

Player	era	w-l	app	gs	cg	sho	sv	ip	h	r	er	bb	so	2b	3b	hr	b/avg	wp	hp	bk	sfa	sha
44 Small, Ethan	1.69	5-1	8	8	0	0/2	0	48.0	19	10	9	14	79	2	1	5	.119	3	3	0	0	2
3 Ginn, JT	3.23	5-3	9	9	1	0/0	0	53.0	44	22	19	13	66	8	0	0	.217	8	3	1	0	1
13 Plumlee, Peyton	4.06	3-2	7	6	0	0/0	0	31.0	23	16	14	10	21	3	2	3	.195	4	2	0	1	1

39 Spring, Tyler	0.00	0-0	1	0	0	0/0	0	0.2	0	0	0	2	0	0	0	0	.000	1	0	0	0	0
19 Liebelt, Jared	3.55	0-0	15	0	0	0/2	3	25.1	26	11	10	6	16	6	0	1	.274	0	2	0	3	0
27 Brock, Bryce	3.86	0-0	3	0	0	0/0	0	2.1	3	1	1	2	3	0	0	0	.300	0	1	0	0	0
16 Eagan, Jack	4.05	0-0	6	0	0	0/0	0	6.2	6	4	3	6	8	3	0	1	.286	0	1	0	1	1
46 Barlow, Trysten	5.25	1-1	13	0	0	0/0	0	12.0	9	8	7	7	18	2	0	1	.205	2	5	0	1	1
18 James, Keegan	6.43	1-1	7	4	0	0/0	0	14.0	21	11	10	11	15	3	1	0	.333	6	1	1	0	2
24 Gordon, Cole	7.11	2-0	10	0	0	0/0	4	12.2	11	11	10	10	22	0	0	1	.229	3	1	0	1	0
41 White, Colby	7.84	0-1	11	0	0	0/0	0	10.1	10	10	9	3	20	2	0	2	.250	0	1	0	0	0
14 Self, Riley	8.22	1-0	7	0	0	0/0	0	7.2	15	7	7	2	7	4	0	1	.417	1	0	0	0	0
6 Smith, Brandon	9.00	0-0	9	0	0	0/0	0	8.0	17	9	8	1	5	2	1	2	.459	0	2	0	1	0
55 Price, Spencer	10.80	0-0	4	0	0	0/0	0	3.1	4	4	4	2	1	1	0	1	.286	0	0	0	0	0
Totals	4.25	18-9	27	27	1	2/2	7	235.0	208	124	111	89	281	36	5	18	.234	28	22	2	8	8
Opponents	6.10	9-18	27	27	1	2/1	3	231.2	271	172	157	110	191	69	1	23	.290	25	18	1	11	9

PB - Team (3), Skelton 3, Opp (9). Pickoffs - Team (1), Skelton 1, Opp (4). SBA/ATT - Skelton (12-22), Ginn (8-11), James (3-4), Gilbert (1-3), Barlow (0-3), Small (0-2), White (1-2), Gordon (1-2), Liebelt (0-1), Plumlee (0-1), Self (0-1), Jones (0-1).



Results

Date	Opponent	Score	Inns	Overall	SEC	Pitcher of record	Attend	Time
Feb 15, 2019	YOUNGSTOWN STATE	w 14-3	9	1-0-0	0-0-0	Gordon (W 1-0)	8503	3:00
Feb 16, 2019	YOUNGSTOWN STATE-1	w 14-2	9	2-0-0	0-0-0	Ginn (W 1-0)	9157	3:00
Feb 16, 2019	YOUNGSTOWN STATE-2	w 8-0	9	3-0-0	0-0-0	James (W 1-0)	9157	2:52
Feb 20, 2019	UAB	w 3-2	9	4-0-0	0-0-0	Self (W 1-0)	6539	2:54
Feb 22, 2019	#21 SOUTHERN MISS	L 0-1	(10)	4-1-0	0-0-0	Barlow (L 0-1)	7091	2:33
Feb 23, 2019	#21 SOUTHERN MISS	w 8-1	9	5-1-0	0-0-0	Ginn (W 2-0)	9376	2:35
Feb 24, 2019	#21 SOUTHERN MISS	w 4-3	9	6-1-0	0-0-0	Gordon (W 2-0)	9449	3:21
Feb 26, 2019	JACKSON STATE	w 17-4	9	7-1-0	0-0-0	Cerantola (W 1-0)	7019	2:56
Feb 27, 2019	SOUTHEASTERN LA.	w 12-0	9	8-1-0	0-0-0	Plumlee (W 1-0)	7860	3:01
\$ Mar 01, 2019	vs Sam Houston State	w 5-4	9	9-1-0	0-0-0	Barlow (W 1-1)	6447	2:54
\$ Mar 02, 2019	vs #8 Texas Tech	w 4-2	9	10-1-0	0-0-0	Ginn (W 3-0)	7527	3:23
Mar 05, 2019	#14 EAST CAROLINA	w 4-1	9	11-1-0	0-0-0	James (W 2-0)	7013	3:12
Mar 06, 2019	ARKANSAS-PINE BLUFF	w 14-1	9	12-1-0	0-0-0	Cerantola (W 2-0)	6506	3:08
Mar 08, 2019	MAINE-1	w 9-2	9	13-1-0	0-0-0	Small (W 1-0)	7238	2:42
Mar 08, 2019	MAINE-2	w 5-1	9	14-1-0	0-0-0	Ginn (W 4-0)	7238	2:35
Mar 10, 2019	MAINE	w 9-8	9	15-1-0	0-0-0	White (W 1-0)	7458	3:19
Mar 13, 2019	GRAMBLING	w 18-1	9	16-1-0	0-0-0	Cerantola (W 3-0)	7495	3:19
* Mar 15, 2019	at #4 Florida	w 6-5	9	17-1-0	1-0-0	Small (W 2-0)	4215	3:12
* Mar 16, 2019	at #4 Florida-1	w 10-5	9	18-1-0	2-0-0	Ginn (W 5-0)	4019	3:13
* Mar 16, 2019	at #4 Florida-2	L 2-4	9	18-2-0	2-1-0	James (L 2-1)	3247	2:48
Mar 19, 2019	LITTLE ROCK	w 15-4	9	19-2-0	2-1-0	Eagan (W 1-0)	7470	3:28
Mar 20, 2019	at Samford	w 6-4	9	20-2-0	2-1-0	Spring (W 1-0)	2284	3:23
* Mar 22, 2019	#16 AUBURN	L 5-6	9	20-3-0	2-2-0	White (L 1-1)	10029	3:14
* Mar 23, 2019	#16 AUBURN	w 15-2	9	21-3-0	3-2-0	Ginn (W 6-0)	12343	3:22
* Mar 24, 2019	#16 AUBURN	w 20-15	9	22-3-0	4-2-0	Gordon (W 3-0)	9886	4:11
Mar 26, 2019	MISS. VALLEY STATE	w 18-5	9	23-3-0	4-2-0	Liebelt (W 1-0)	7198	3:24
* Mar 28, 2019	#17 LSU	w 6-5	9	24-3-0	5-2-0	Small (W 3-0)	9797	3:34
* Mar 29, 2019	#17 LSU	L 5-10	9	24-4-0	5-3-0	Ginn (L 6-1)	11262	3:36
* Mar 30, 2019	#17 LSU	L 2-11	9	24-5-0	5-4-0	Plumlee (L 1-1)	11648	3:15
Apr 03, 2019	ULM	w 21-8	9	25-5-0	5-4-0	Smith (W 1-0)	7532	3:46
* Apr 05, 2019	at Tennessee	w 6-3	(11)	26-5-0	6-4-0	Barlow (W 2-1)	2684	3:33
* Apr 06, 2019	at Tennessee	L 1-2	9	26-6-0	6-5-0	Plumlee (L 1-2)	2485	2:46
* Apr 07, 2019	at Tennessee	w 7-5	9	27-6-0	7-5-0	James (W 3-1)	2416	3:09
Apr 10, 2019	SOUTH ALABAMA	w 7-5	9	28-6-0	7-5-0	Smith (W 2-0)	7270	3:13
* Apr 12, 2019	ALABAMA	w 6-0	9	29-6-0	8-5-0	Small (W 4-0)	10386	2:55
* Apr 13, 2019	ALABAMA	w 9-1	9	30-6-0	9-5-0	Plumlee (W 2-2)	11112	3:59
* Apr 14, 2019	ALABAMA	w 13-3	9	31-6-0	10-5-0	Ginn (W 7-1)	8593	3:25
Apr 16, 2019	TEXAS SOUTHERN	w 5-1	9	32-6-0	10-5-0	White (W 2-1)	7402	2:46
* Apr 18, 2019	at #10 Arkansas	L 3-5	9	32-7-0	10-6-0	Small (L 4-1)	8338	2:50
* Apr 19, 2019	at #10 Arkansas	L 5-12	9	32-8-0	10-7-0	Plumlee (L 2-3)	9573	3:58
* Apr 20, 2019	at #10 Arkansas	L 2-10	9	32-9-0	10-8-0	Ginn (L 7-2)	11087	2:58
Apr 23, 2019	vs #23 Ole Miss	w 8-1	9	33-9-0	10-8-0	Barlow (W 3-1)	8638	3:30
* Apr 26, 2019	#3 GEORGIA	w 19-3	9	34-9-0	11-8-0	Small (W 5-1)	9061	3:40
* Apr 27, 2019	#3 GEORGIA	w 9-3	9	35-9-0	12-8-0	Ginn (W 8-2)	9572	3:33
* Apr 28, 2019	#3 GEORGIA	w 6-5	9	36-9-0	13-8-0	Plumlee (W 3-3)	8204	3:18
* May 03, 2019	at #15 Texas A&M	w 4-0	9	37-9-0	14-8-0	Small (W 6-1)	4734	2:51
* May 04, 2019	at #15 Texas A&M-1	L 0-1	7	37-10-0	14-9-0	Ginn (L 8-3)	-	1:56
* May 04, 2019	at #15 Texas A&M-2	w 4-3	7	38-10-0	15-9-0	Plumlee (W 4-3)	7275	2:26
May 08, 2019	MEMPHIS	w 10-9	9	39-10-0	15-9-0	Gordon (W 4-0)	8061	3:29
* May 10, 2019	at #11 Ole Miss	w 2-0	9	40-10-0	16-9-0	Small (W 7-1)	8797	3:16
* May 11, 2019	at #11 Ole Miss	w 8-5	9	41-10-0	17-9-0	Self (W 2-0)	8967	4:03
* May 12, 2019	at #11 Ole Miss	w 11-5	9	42-10-0	18-9-0	Plumlee (W 5-3)	8572	3:25

* = SEC game

\$ = Frisco Classic (Dr Pepper Ballpark; Frisco, Texas)

Rankings from Baseball America

() extra inning game



Game-by-Game

Hitting

Date	Opponent	ab	r	h	rbi	2b	3b	hr	tb	bb	ibb	sb	cs	hbp	sac	sf	gdp	k	po	a	e	lob	avg
Feb 15	YOUNGSTOWN ST	40	14	14	14	4	0	2	24	4	0	0	0	0	0	0	0	2	27	6	1	6	.350
Feb 16	YOUNGSTOWN ST	36	14	14	13	5	0	1	22	6	0	1	1	1	0	1	0	3	27	8	0	6	.368
Feb 16	YOUNGSTOWN ST	35	8	11	8	3	1	2	22	3	0	2	0	3	0	0	0	8	27	7	1	9	.351
Feb 20	UAB	29	3	3	3	0	0	0	3	3	0	1	0	1	0	0	0	8	27	13	0	6	.300
Feb 22	SOUTHERN MISS	36	0	7	0	0	0	0	7	0	0	2	1	0	0	0	0	4	30	12	0	6	.278
Feb 23	SOUTHERN MISS	36	8	13	8	1	0	3	23	5	1	1	0	0	0	0	2	6	27	16	0	9	.292
Feb 24	SOUTHERN MISS	35	4	7	4	4	0	0	11	4	1	0	0	0	0	0	1	9	27	9	0	9	.279
Feb 26	JACKSON STATE	35	17	12	12	4	0	2	22	8	0	3	0	3	0	1	1	0	27	6	2	6	.287
Feb 27	SOUTHEASTERN L	33	12	12	10	2	0	2	20	8	0	2	1	2	0	1	0	6	27	6	1	8	.295
Mar 01	vs Sam Houston St	34	5	10	4	3	0	0	13	0	0	1	0	0	1	1	0	6	27	12	2	7	.295
Mar 02	vs Texas Tech	33	4	8	2	1	0	0	9	5	0	1	1	2	1	1	0	9	27	8	0	11	.291
Mar 05	EAST CAROLINA	28	4	6	3	1	0	0	7	5	0	0	0	0	1	1	1	9	27	9	4	7	.285
Mar 06	ARKANSAS-PINE B	36	14	15	13	6	0	0	21	6	1	1	1	2	1	1	0	4	27	9	1	8	.296
Mar 08	MAINE	37	9	14	8	3	0	1	20	2	0	4	1	0	0	0	0	5	27	8	1	6	.302
Mar 08	MAINE	30	5	8	3	1	0	1	12	4	2	2	1	0	0	1	1	5	27	7	2	6	.300
Mar 10	MAINE	35	9	11	9	1	0	2	18	3	1	6	0	2	0	0	1	5	27	10	0	7	.301
Mar 13	GRAMBLING	41	18	18	16	4	2	1	29	8	0	1	1	0	0	1	0	9	27	6	2	8	.311
*Mar 15	at Florida	35	6	10	5	2	0	1	15	4	0	0	0	1	2	0	0	7	27	5	0	9	.309
*Mar 16	at Florida	45	10	17	8	6	0	3	32	0	0	0	0	0	0	0	0	9	27	12	2	8	.314
*Mar 16	at Florida	34	2	8	2	3	0	0	11	1	0	0	0	0	1	0	0	5	24	7	0	7	.310
Mar 19	LITTLE ROCK	40	15	15	13	3	2	0	22	8	0	2	0	0	0	0	1	6	27	9	0	9	.314
Mar 20	at Samford	37	6	11	6	1	1	0	14	7	0	2	0	1	0	0	1	5	27	8	1	12	.313
*Mar 22	AUBURN	37	5	7	3	2	0	0	9	3	0	0	0	2	0	0	0	7	27	10	1	10	.307
*Mar 23	AUBURN	41	15	20	12	5	0	1	28	8	0	1	1	0	0	1	1	7	27	13	0	11	.316
*Mar 24	AUBURN	45	20	21	20	8	0	2	35	5	0	3	0	1	0	1	0	6	27	10	3	8	.323
Mar 26	MISS. VALLEY STA	41	18	17	15	2	0	2	25	5	0	5	0	1	0	2	0	2	27	9	2	7	.327
*Mar 28	LSU	32	6	11	6	3	0	3	23	4	0	2	1	1	1	0	1	6	27	6	2	8	.328
*Mar 29	LSU	35	5	8	4	2	1	1	15	4	0	0	0	0	0	0	0	10	27	7	2	7	.324
*Mar 30	LSU	36	2	10	2	2	0	1	15	2	0	0	1	0	0	0	0	4	27	9	3	9	.323
Apr 03	ULM	39	21	19	20	0	1	2	27	8	0	1	1	2	1	1	1	4	27	9	1	6	.329
*Apr 05	at Tennessee	42	6	11	5	2	0	0	13	5	0	1	1	0	0	0	0	10	33	7	0	8	.326
*Apr 06	at Tennessee	32	1	5	1	0	0	0	5	2	0	1	0	0	0	0	0	6	24	12	1	6	.322
*Apr 07	at Tennessee	35	7	13	7	3	0	2	22	1	0	0	0	3	1	1	2	3	27	18	1	7	.323
Apr 10	SOUTH ALABAMA	32	7	11	7	3	0	2	20	3	0	0	0	1	0	0	1	2	27	12	0	5	.324
*Apr 12	ALABAMA	37	6	13	6	2	0	1	18	1	0	0	0	0	0	0	0	5	27	7	0	8	.324
*Apr 13	ALABAMA	33	9	10	9	0	0	3	19	6	0	0	0	0	1	0	0	7	27	15	1	7	.324
*Apr 14	ALABAMA	41	13	17	12	6	0	1	26	6	0	1	0	0	0	1	0	5	27	12	0	11	.327
Apr 16	TEXAS SOUTHERN	31	5	10	5	1	0	1	14	2	0	0	0	1	2	0	2	3	27	11	1	7	.327
*Apr 18	at Arkansas	32	3	6	3	1	0	2	13	1	0	0	0	1	0	0	0	13	24	7	0	4	.323
*Apr 19	at Arkansas	33	5	5	5	0	0	1	8	5	0	0	0	1	0	0	0	11	24	11	2	7	.319
*Apr 20	at Arkansas	33	2	6	2	0	0	0	6	3	0	0	0	0	0	0	0	6	24	12	1	7	.316
Apr 23	vs Ole Miss	34	8	7	7	1	0	1	11	5	1	0	0	2	0	2	0	10	27	11	1	8	.314
*Apr 26	GEORGIA	38	19	19	16	7	0	1	29	13	2	0	1	1	1	0	2	4	27	5	2	10	.318
*Apr 27	GEORGIA	36	9	12	8	1	0	2	19	3	0	0	0	1	0	2	0	5	27	11	2	9	.319
*Apr 28	GEORGIA	27	6	8	5	2	0	0	10	7	0	1	1	1	0	2	0	6	27	4	2	7	.318
*May 03	at Texas A&M	32	4	8	4	3	0	0	11	2	1	0	0	2	1	1	0	5	27	8	0	7	.317
*May 04	at Texas A&M	22	0	3	0	1	0	0	4	4	0	0	0	0	0	0	2	8	18	10	0	5	.315
*May 04	at Texas A&M	29	4	9	4	2	0	1	14	4	1	0	0	0	0	0	0	5	21	9	0	8	.315
May 08	MEMPHIS	34	10	14	10	3	0	1	20	6	1	0	0	0	0	2	1	5	27	8	0	8	.316
*May 10	at Ole Miss	33	2	8	2	3	0	0	11	2	0	0	0	0	1	0	1	7	27	12	0	7	.315
*May 11	at Ole Miss	34	8	10	7	3	0	0	13	6	0	1	1	2	0	0	2	8	27	18	3	7	.315
*May 12	at Ole Miss	42	11	17	11	5	0	0	22	5	1	0	1	0	0	0	1	5	27	13	3	9	.317
Totals		1828	424	579	382	131	8	52	882	225	13	49	17	41	16	25	26	315	1383	499	54	398	.317



Game-by-Game

Pitching

Feb 15	YOUNGSTOWN ST	9.0	5	3	3	1	18	1	0	1	1	0	1	0	0	14-3	1-0	0	3.00
Feb 16	YOUNGSTOWN ST	9.0	3	2	2	5	15	0	0	1	1	0	1	0	0	14-2	2-0	0	2.50
Feb 16	YOUNGSTOWN ST	9.0	7	0	0	2	10	0	0	0	1	0	1	1	0	8-0	3-0	0	1.67
Feb 20	UAB	9.0	9	2	2	2	10	0	0	0	1	0	1	0	0	3-2	4-0	1	1.75
Feb 22	SOUTHERN MISS	10.0	3	1	1	2	16	0	0	0	1	0	1	0	0	0-1	4-1	1	1.57
Feb 23	SOUTHERN MISS	9.0	4	1	1	1	11	0	1	0	3	0	1	1	0	8-1	5-1	1	1.47
Feb 24	SOUTHERN MISS	9.0	8	3	3	8	10	1	0	1	2	0	0	1	1	4-3	6-1	1	1.69
Feb 26	JACKSON STATE	9.0	8	4	1	1	11	2	0	0	1	0	2	0	0	17-4	7-1	1	1.60
Feb 27	SOUTHEASTERN L	9.0	2	0	0	2	14	0	0	0	1	0	1	1	0	12-0	8-1	1	1.43
Mar 01	vs Sam Houston St	9.0	11	4	2	0	9	1	1	0	0	0	1	0	0	5-4	9-1	2	1.48
Mar 02	vs Texas Tech	9.0	3	2	2	1	12	0	0	0	2	1	0	0	0	4-2	10-1	3	1.53
Mar 05	EAST CAROLINA	9.0	4	1	1	1	14	2	0	0	1	0	4	1	0	4-1	11-1	4	1.49
Mar 06	ARKANSAS-PINE B	9.0	5	1	1	4	8	1	0	0	1	0	0	1	1	14-1	12-1	4	1.45
Mar 08	MAINE	9.0	7	2	1	2	13	3	0	0	0	0	0	1	0	9-2	13-1	5	1.42
Mar 08	MAINE	9.0	6	1	1	0	13	0	0	0	1	1	0	0	0	5-1	14-1	5	1.39
Mar 10	MAINE	9.0	9	8	8	7	10	1	0	0	1	0	1	1	0	9-8	15-1	6	1.80
Mar 13	GRAMBLING	9.0	6	1	0	3	11	0	0	0	1	0	1	0	0	18-1	16-1	6	1.69
*Mar 15	at Florida	9.0	6	5	5	4	13	0	0	1	1	0	1	0	0	6-5	17-1	6	1.88
*Mar 16	at Florida	9.0	11	5	5	0	12	3	0	1	0	0	1	0	0	10-5	18-1	7	2.04
*Mar 16	at Florida	8.0	8	4	4	2	6	2	0	1	0	1	1	0	0	2-4	18-2	7	2.15
Mar 19	LITTLE ROCK	9.0	5	4	4	6	12	2	0	0	2	0	3	0	0	15-4	19-2	7	2.24
Mar 20	at Samford	9.0	10	4	3	3	14	1	0	1	0	0	2	0	0	6-4	20-2	8	2.27
*Mar 22	AUBURN	9.0	9	6	6	3	11	2	1	2	0	0	0	0	0	5-6	20-3	8	2.43
*Mar 23	AUBURN	9.0	4	2	2	1	9	2	0	0	0	0	1	0	0	15-2	21-3	8	2.42
*Mar 24	AUBURN	9.0	21	15	14	3	8	3	0	2	1	0	2	1	0	20-15	22-3	8	2.88
Mar 26	MISS. VALLEY STA	9.0	2	5	4	5	16	1	0	0	3	0	4	0	0	18-5	23-3	8	2.92
*Mar 28	LSU	9.0	9	5	5	4	17	1	0	1	2	0	0	0	0	6-5	24-3	9	3.00
*Mar 29	LSU	9.0	13	10	8	3	12	4	0	0	0	0	1	0	0	5-10	24-4	9	3.18
*Mar 30	LSU	9.0	11	11	8	6	12	2	0	2	2	0	1	1	0	2-11	24-5	9	3.34
Apr 03	ULM	9.0	11	8	6	5	14	5	0	1	1	0	0	0	0	21-8	25-5	9	3.43
*Apr 05	at Tennessee	11.0	10	3	3	0	12	4	0	0	1	0	1	1	0	6-3	26-5	9	3.40
*Apr 06	at Tennessee	8.0	3	2	1	3	6	1	0	0	0	0	1	0	0	1-2	26-6	9	3.33
*Apr 07	at Tennessee	9.0	9	5	5	0	7	2	0	1	1	0	2	0	0	7-5	27-6	10	3.38
Apr 10	SOUTH ALABAMA	9.0	11	5	5	3	10	1	0	2	1	0	1	2	0	7-5	28-6	11	3.43
*Apr 12	ALABAMA	9.0	4	0	0	4	18	3	0	0	1	0	0	0	0	6-0	29-6	11	3.33
*Apr 13	ALABAMA	9.0	6	1	1	3	5	2	0	0	0	0	1	1	0	9-1	30-6	11	3.27
*Apr 14	ALABAMA	9.0	11	3	3	3	8	3	0	1	1	0	1	0	0	13-3	31-6	11	3.26
Apr 16	TEXAS SOUTHERN	9.0	2	1	0	6	8	0	0	0	0	0	0	2	0	5-1	32-6	11	3.17
*Apr 18	at Arkansas	8.0	9	5	5	2	10	2	0	1	0	0	0	0	0	3-5	32-7	11	3.23
*Apr 19	at Arkansas	8.0	12	12	10	16	10	0	1	1	4	0	0	2	0	5-12	32-8	11	3.41
*Apr 20	at Arkansas	8.0	10	10	9	4	7	2	0	1	0	0	1	1	0	2-10	32-9	11	3.56
Apr 23	vs Ole Miss	9.0	8	1	1	4	9	2	0	0	2	0	1	0	0	8-1	33-9	11	3.49
*Apr 26	GEORGIA	9.0	6	3	2	2	15	2	0	1	0	0	1	0	0	19-3	34-9	11	3.46
*Apr 27	GEORGIA	9.0	7	3	2	5	12	1	0	0	1	0	3	1	0	9-3	35-9	11	3.43
*Apr 28	GEORGIA	9.0	6	5	5	6	9	1	0	2	0	0	1	1	0	6-5	36-9	11	3.46
*May 03	at Texas A&M	9.0	1	0	0	1	8	1	0	0	0	0	1	0	0	4-0	37-9	11	3.39
*May 04	at Texas A&M	6.0	3	1	1	2	7	1	0	0	0	0	0	0	0	0-1	37-10	11	3.36
*May 04	at Texas A&M	7.0	8	3	3	0	2	1	1	1	0	0	0	0	0	4-3	38-10	12	3.37
May 08	MEMPHIS	9.0	7	9	9	7	10	1	0	0	0	0	0	1	0	10-9	39-10	12	3.48
*May 10	at Ole Miss	9.0	6	0	0	1	12	0	0	0	1	0	0	1	0	2-0	40-10	13	3.41
*May 11	at Ole Miss	9.0	8	5	4	5	12	1	0	0	3	0	0	2	0	8-5	41-10	14	3.42
*May 12	at Ole Miss	9.0	10	5	4	2	5	0	1	0	2	0	0	0	1	11-5	42-10	14	3.44
Totals		461.0	377	202	176	166	563	71	6	26	49	3	48	25	3	424-202	42-10	14	3.44

Non-Starter Statistics

Player	avg	gp-gs	ab	r	h	2b	3b	hr	rbi	tb	slg%	bb	hp	so	gdp	ob%	sf	sh	sb-att	po	a	e	fld%
8 Skelton, Dustin	1.000	4-0	4	2	4	1	0	1	5	8	2.000	0	0	0	0	1.000	0	0	0-0	6	1	0	1.000
20 Hancock, Luke	.500	13-0	14	3	7	3	0	0	10	10	.714	2	0	3	1	.563	0	0	0-0	10	0	0	1.000
2 Halter, Gunner	.500	4-0	4	2	2	1	0	0	1	3	.750	1	0	0	0	.600	0	1	0-0	1	0	0	1.000
27 Brock, Bryce	.500	1-0	2	1	1	0	0	0	1	1	.500	0	0	0	0	.500	0	0	0-0	1	0	0	1.000
32 Jordan, Landon	.412	18-0	17	6	7	2	0	0	4	9	.529	3	0	2	1	.500	0	0	0-0	2	2	0	1.000
10 Hatcher, Josh	.294	15-0	17	3	5	0	0	0	4	5	.294	3	0	5	0	.400	0	0	0-0	3	1	0	1.000
12 Jones, Hayden	.273	11-0	11	1	3	1	0	0	2	4	.364	2	0	2	0	.385	0	0	0-0	20	0	1	.952
33 Cumbest, Brad	.235	19-0	17	4	4	3	0	0	4	7	.412	2	1	5	1	.333	1	0	0-0	4	0	0	1.000
34 Gilbert, Marshall	.130	20-0	23	0	3	2	0	0	0	5	.217	4	1	11	0	.286	0	0	0-0	12	2	0	1.000
3 Ginn, JT	.000	3-0	3	0	0	0	0	0	0	0	.000	0	0	1	0	.000	0	0	0-0	0	0	0	.000
31 Bell, Benjamin	.000	9-0	1	3	0	0	0	0	0	0	.000	0	0	0	1	.000	0	0	0-0	0	0	0	.000

4 Jordan, Rowdey	.000	1-0	0	1	0	0	0	0	0	0	.000	0	0	0	0	.000	0	0	0-0	0	0	0	.000
Totals	.319	52	113	26	36	13	0	1	31	52	.460	17	2	29	4	.414	1	1	0-0	81	40	5	.960
Opponents	.281	52	89	15	25	5	0	3	15	39	.438	9	0	38	2	.343	1	0	1-1	52	36	5	.946

(All games Sorted by Earned run avg)


Player	era	w-l	app	gs	cg	sho	sv	ip	h	r	er	bb	so	2b	3b	hr	b/avg	wp	hp	bk	sfa	sha
37 Cerantola, Eric	0.00	1-0	3	0	0	0/0	0	4.0	0	1	0	5	8	0	0	0	.000	0	0	0	0	0
43 Breaux, Kale	0.00	0-0	1	0	0	0/0	0	0.1	1	0	0	1	1	1	0	0	.500	0	0	0	0	0
39 Spring, Tyler	2.00	1-0	8	0	0	0/0	0	9.0	6	2	2	5	12	3	0	0	.182	2	1	0	0	0
19 Liebelt, Jared	2.45	1-0	24	0	0	0/5	5	40.1	38	14	11	6	27	9	1	1	.250	1	2	0	3	0
16 Eagan, Jack	3.44	1-0	15	0	0	0/1	0	18.1	9	8	7	11	28	4	0	1	.158	0	4	0	1	2
27 Brock, Bryce	3.68	0-0	6	0	0	0/0	0	7.1	10	5	3	5	9	0	0	0	.313	0	2	0	0	0
6 Smith, Brandon	3.71	2-0	21	0	0	0/1	0	26.2	28	12	11	3	21	4	1	3	.275	1	3	0	1	1
41 White, Colby	3.74	2-1	22	0	0	0/2	0	21.2	15	10	9	5	39	3	0	2	.190	1	1	0	0	0
55 Price, Spencer	3.86	0-0	10	0	0	0/0	0	9.1	9	5	4	6	10	2	0	1	.250	1	1	0	0	1
14 Self, Riley	4.05	2-0	16	0	0	0/1	0	20.0	24	9	9	5	17	4	0	2	.300	3	1	0	0	0
18 James, Keegan	4.50	1-0	6	0	0	0/0	0	8.0	5	6	4	7	7	1	1	0	.161	4	2	0	0	0
46 Barlow, Trysten	4.64	3-1	22	0	0	0/1	0	21.1	18	12	11	9	31	3	0	2	.222	3	6	0	1	2
24 Gordon, Cole	4.94	4-0	20	0	0	0/0	9	27.1	24	16	15	15	41	2	0	2	.233	5	1	0	2	0
13 Plumlee, Peyton	7.27	0-0	4	0	0	0/0	0	8.2	5	7	7	6	11	2	0	0	.152	3	2	0	0	0
Totals	3.76	18-2	52	0	0	5/5	14	222.1	192	107	93	89	262	38	3	14	.230	24	26	0	8	6
Opponents	9.25	3-13	52	0	0	2/1	4	205.1	307	245	211	130	151	81	4	23	.344	46	24	5	17	6

National Rankings (Games through May 12)


Hitting	NCAA	SEC	Total	Hitting	Name	NCAA	SEC	Total	Pitching	Name	NCAA	SEC	Total
Batting Average	4	1	0.317	Batting Average	Jake Mangum	16	2	0.401	Victories	JT Ginn	20	5	8
On Base Percentage	24	3	0.399		Justin Foscue	243	15	0.333		Ethan Small	52	6	7
Slugging Percentage	13	3	0.482	On Base Percentage	Jake Mangum	131	5	0.451	Saves	Cole Gordon	37	5	9
Hits	3	1	579	Slugging Percentage	Justin Foscue	107	6	0.597	Earned Run Average	Ethan Small	12	3	1.73
Runs	6	2	424	Hits	Jake Mangum	2	1	93		JT Ginn	166	15	3.13
Runs Per Game	8	2	8.2		Justin Foscue	44	5	72	Hits Allowed Per Nine Innings	Ethan Small	7	3	4.85
Doubles	1	1	131	Runs	Tanner Allen	119	13	66		Peyton Plumlee	100	12	6.93
Doubles Per Game	3	1	2.52		Jake Mangum	20	4	60	WHIP	Ethan Small	2	2	0.78
Triples	197	8	8		Jordan Westburg	38	6	55		JT Ginn	72	13	1.06
Triples Per Game	224	8	0.15		Justin Foscue	63	10	52		Peyton Plumlee	141	15	1.15
Home Runs	41	8	52	Runs Batted In	Elijah MacNamee	119	15	47	Walks Allowed Per Nine Innings	JT Ginn	67	5	1.83
Home Runs Per Game	52	8	1		Justin Foscue	51	6	53		Ethan Small	138	11	2.19
Base on Balls	89	8	225		Tanner Allen	69	8	51	Hit Batters	---			
Hit by Pitch	209	13	41	Doubles	Jordan Westburg	79	10	50	Strikeout-to-Walk Ratio	Ethan Small	11	2	6.95
Sacrifice Bunts	228	11	16		Jake Mangum	13	2	20		JT Ginn	18	4	6.21
Sacrifice Flies	54	4	25		Justin Foscue	36	4	18	Strikeouts	Ethan Small	2	1	132
Stolen Bases	146	9	49		Elijah MacNamee	50	6	17		JT Ginn	72	11	87
Stolen Bases Per Game	164	9	0.94		Jordan Westburg	50	6	17	Strikeouts Per Nine Innings	Ethan Small	2	1	15.23
					Tanner Allen	87	12	16		JT Ginn	49	7	11.35
Pitching	NCAA	SEC	Total	Triples	---				Pitching Appearances	Jared Liebelt	106	6	24
Earned Run Average	16	4	3.46	Home Runs	Justin Foscue	50	5	13	Games Started	JT Ginn	23	3	13
Hits Allowed Per Nine Innings	10	2	7.36	Base on Balls	---					Ethan Small	23	3	13
WHIP	4	2	1.18	Hit by Pitch	---				Complete Games	JT Ginn	98	3	1
Walks Allowed Per Nine Innings	23	3	3.24	Sacrifice Bunts	Gunner Halter	91	1	7					
Hit Batters	151	5	48	Sacrifice Flies	Elijah MacNamee	69	5	5					
Strikeout-to-Walk Ratio	1	1	3.39	Stolen Bases	Jake Mangum	58	2	20					
Strikeouts Per Nine Innings	2	1	11	Total Bases	Justin Foscue	23	3	129					
Shutouts	16	5	5		Jake Mangum	40	6	122					
Fielding	NCAA	SEC	Total	Toughest to Strike Out	Jake Mangum	5	1	15.5					
Fielding Percentage	93	10	0.972		Justin Foscue	101	5	9.4					
Double Plays	256	12	25										
Double Plays Per Game	270	12	0.48										



Media Roster



2 | Gunner Halter
IF | R/R | Jr.
Overland Park, Kan.



3 | JT Ginn
RHP/IF | R/R | Fr.
Brandon, Miss.




4 | Rowdey Jordan
IF/OF | S/R | So.
Auburn, Ala.



5 | Tanner Allen
IF/OF | L/R | So.
Theodore, Ala.



6 | Brandon Smith
RHP/IF | R/R | Fr.
Richland, Miss.



8 | Dustin Skelton
C | R/R | Jr.
Olive Branch, Miss.



10 | Josh Hatcher
IF/OF | L/L | So.
Albany, Ga.



11 | Jordan Westburg
IF | R/R | So.
New Braunfels, Texas



12 | Hayden Jones
C | L/R | Fr.
Huntstown, Ind.



13 | Peyton Plumlee
RHP | R/R | Sr.
Olive Branch, Miss.



14 | Riley Self
RHP | R/R | Jr.
Coldwater, Miss.



15 | Jake Mangum
OF | S/L | Sr.
Pearl, Miss.



16 | Jack Eagan
LHP | L/L | R-Jr.
Wautoma, Wis.



17 | Justin Foscue
IF | R/R | So.
Huntsville, Ala.



18 | Keegan James
RHP | R/R | R-Jr.
Southaven, Miss.



19 | Jared Liebelt
RHP | R/R | Sr.
Aurora, Ill.



20 | Luke Hancock
C | L/R | Fr.
Houston, Miss.



23 | Tucker Childers
C/IF | L/R | Jr.
Ripley, Miss.



24 | Cole Gordon
RHP | R/R | Grad.
Tampa, Fla.



27 | Bryce Brock
LHP/OF | L/L | Fr.
Hernando, Miss.



28 | Christian MacLeod
LHP | L/L | Fr.
Huntsville, Ala.



31 | Benjamin Bell
OF | L/R | Fr.
Madison, Miss.



32 | Landon Jordan
IF | L/R | Fr.
Poplarville, Miss.



33 | Brad Cumbest
OF | R/R | Fr.
Hurley, Miss.



34 | Marshall Gilbert
C | R/R | Sr.
Kenosha, Wis.



35 | Basiel Williams
OF | S/R | Fr.
Hammond, La.



36 | Hunter Blalock
OF | R/R | Fr.
Madison, Miss.



37 | Eric Cerantola
RHP | R/R | Fr.
Oakville, Ontario



38 | JP Elkins
RHP | R/R | So.
Ridgeland, Miss.



39 | Tyler Spring
RHP | R/R | R-Jr.
Wiggins, Miss.



40 | Elijah MacNamee
OF | R/R | Sr.
Cypress, Texas



41 | Colby White
RHP | R/R | Jr.
Foxworth, Miss.



43 | Kale Breaux
LHP | R/L | R-Jr.
Sulphur, La.



44 | Ethan Small
LHP | L/L | R-Jr.
Lexington, Tenn.



46 | Trysten Barlow
LHP | L/L | R-Jr.
Halls, Tenn.



55 | Spencer Price
RHP | R/R | R-Jr.
Olive Branch, Miss.



22 | Chris Lemonis
Head Coach
First Season



22 | Jake Gautreau
Assistant Coach
Second Season



42 | Scott Foxhall
Assistant Coach
First Season



0 | Kyle Cheesebrough
Assistant Coach
First Season