



129 SEASONS
37 NCAA TOURNAMENT APPEARANCES
14 MLB FIRST ROUND DRAFT PICKS
11 SEC CHAMPIONSHIPS
10 COLLEGE WORLD SERIES APPEARANCES
7 SEC TOURNAMENT TITLES



NCAA SUPER
REGIONAL



NOTES

2019 Schedule & Results

February	(8-1)
15	YOUNGSTOWN STATE SECN+ W, 14-3
16	YOUNGSTOWN STATE-1 SECN+ W, 14-2
	YOUNGSTOWN STATE-2 SECN+ W, 8-0
20	UAB SECN+ W, 3-2
22	#21 SOUTHERN MISS SECN+ L, 0-1 (10 Inn.)
23	#21 SOUTHERN MISS SECN+ W, 8-1
24	#21 SOUTHERN MISS SECN+ W, 4-3
26	JACKSON STATE SECN+ W, 17-4
27	SOUTHEASTERN LOUISIANA SECN+ W, 12-0
March	(16-4)
<i>Frisco Classic (Frisco, Texas)</i>	
1	vs. Sam Houston State FloLive.tv W, 5-4
2	vs. #8 Texas Tech FloLive.tv W, 4-2
3	vs. Nebraska FloLive.tv Canceled
5	ECU SECN+ W, 4-1
6	ARKANSAS-PINE BLUFF SECN+ W, 14-1
8	MAINE-1 SECN+ W, 9-2
	MAINE-2 SECN+ W, 5-1
10	MAINE SECN+ W, 9-8
13	GRAMBLING SECN+ W, 18-1
15	at #4 Florida * SECN+ W, 6-5
16	at #4 Florida-1 * SEC Network W, 10-4
	at #4 Florida-2 * SEC+ L, 2-4
19	LITTLE ROCK SECN+ W, 15-4
20	at Samford ESPN3/ESPN+ W, 6-4
22	#16 AUBURN * SECN+ L, 5-6
23	#16 AUBURN * SECN+ W, 15-2
24	#16 AUBURN * SECN+ W, 20-15
26	MISSISSIPPI VALLEY STATE SECN+ W, 18-5
28	#17 LSU * ESPN+ W, 6-5
29	#17 LSU * SEC NETWORK L, 5-10
30	#17 LSU * SECN+ L, 2-11
April	(12-4)
3	ULM SECN+ W, 21-8
5	at Tennessee * SECN+ W, 6-3 (11 Inn.)
6	at Tennessee * SECN+ L, 1-2
7	at Tennessee * SECN+ W, 7-5
10	SOUTH ALABAMA SECN+ W, 7-5
12	ALABAMA * SECN+ W, 6-0
13	ALABAMA * SECN+ W, 9-1
14	ALABAMA * SEC NETWORK W, 13-3
16	TEXAS SOUTHERN SECN+ W, 5-1
18	at #10 Arkansas * ESPN+ L, 3-5
19	at #10 Arkansas * SECN+ L, 5-12
20	at #10 Arkansas * SECN+ L, 2-10
<i>Governor's Cup (Pearl, Miss.)</i>	
23	vs. #23 Ole Miss --- W, 8-1
26	#3 GEORGIA * SECN+ W, 19-3
27	#3 GEORGIA * SEC NETWORK W, 9-3
28	#3 GEORGIA * SECN+ W, 6-5
May	(10-4)
3	at #15 Texas A&M * SECN+ W, 4-0
4	at #15 Texas A&M * SEC Network L, 1-0 (7 Inn.)
	at #15 Texas A&M * SECN+ W, 4-3 (7 Inn.)
8	MEMPHIS SECN+ W, 10-9
10	at #11 Ole Miss * SECN+ W, 2-0
11	at #11 Ole Miss * SECN+ W, 8-5
12	at #11 Ole Miss * ESPN2 W, 11-5
14	LOUISIANA TECH SECN+ W, 7-3
16	SOUTH CAROLINA * SECN+ W, 24-7
17	SOUTH CAROLINA * SECN+ W, 11-2
18	SOUTH CAROLINA * SECN+ L, 8-10
<i>SEC Tournament (Hoover, Ala.)</i>	
22	vs. #16 LSU SEC Network W, 6-5 (17 Inn.)
23	vs. #2 Vanderbilt SEC Network L, 0-1
24	vs. #16 LSU SEC Network L, 2-12
<i>NCAA Starkville Regional (Starkville, Miss.)</i>	
31	SOUTHERN SEC Network W, 11-6
June	
<i>NCAA Starkville Regional (Starkville, Miss.)</i>	
1	Central Michigan SECN+ W, 7-2
2	#19 Miami (Fla.) SEC Network W, 5-2
<i>NCAA Starkville Super Regional (Starkville, Miss.)</i>	
8	#3 Stanford ESPN2 2 p.m.
9	#3 Stanford ESPN+ 8 p.m.
10	#3 Stanford (if necessary) ESPN2 6 p.m.

Rankings from Baseball America | All times central and subject to change
HOME GAMES IN BOLD CAPS | * - Southeastern Conference game

Mississippi State

Record (SEC): 49-13 (20-10)
H/A/N: 35-5 / 10-6 / 4-2
Rankings: Baseball America - 5, CBN - 5
D1Baseball - 3, NCBWA - 3
Perfect Game - 4, USA Today - 4

Head Coach: Chris Lemonis
Record at MSU (Yrs.): 49-13 (1st)
Career Record (Yrs): 190-104-2 (5th)

Batting Average: .317
Runs Per-Game: 8.1
Hits Per-Game: 11.3
Slugging Percentage: .478

ERA: 3.54
K's/BB Ratio: 3.12/1
Batting Average Against: .226

First Year of Baseball: 1885 (129th season)
Program Record: 2,689-1,574-29 (.627)

Stanford

Record (PAC12): 45-12 (22-7)
H/A/N: 24-8 / 17-4 / 4-0
Rankings: Baseball America - 3, CBN - 3
D1Baseball - 4, NCBWA - 4
Perfect Game - 3, USA Today - 3

Head Coach: David Esquer
Record at SU (Yrs.): 91-24 (2nd)
Career Record (Yrs): 662-503-2

Batting Average: .281
Runs Per-Game: 6.9
Hits Per-Game: 9.4
Slugging Percentage: .486

ERA: 3.51
K's/BB Ratio: 2.82/1
Batting Average Against: .246

Follow Along

Location: Starkville, Miss.
Stadium: Dudy Noble Field
First Pitch: 2 p.m. CT (Sat.)
8 p.m. CT (Sun.)
6 p.m. CT (Mon. - If Nec.)
TV: ESPN2 (Sat.)
ESPN+ (Sun.)
ESPN2 (Mon. - If Nec.)
Dave Neal (pbp), Chris Burke (analyst) and Ben McDonald (analyst)
Internet Stream: ESPN.com/Watch
Radio: MSU Radio Network
(100.9 FM locally)
Audio Stream: HailState.com/plus

The First Pitch

What's Inside

- Head coach **Chris Lemonis** became the winningest first-year head coach in Southeastern Conference history on versus South Carolina with his 45th win of the year, passing LSU's *Smoke Laval* (44, 2002).
MORE ON PAGE 18
- Mississippi State placed four student-athletes on the first-team All-SEC team, while redshirt-junior **Ethan Small** was tabbed as the SEC Pitcher of the Year and freshman **JT Ginn** earned SEC Freshman of the Year.
MORE ON PAGE 24-25
- Senior **Jake Mangum** already owns the Mississippi State and Southeastern Conference record for career hits, and at the NCAA Starkville Regional became the fourth SEC student-athlete with back-to-back 100-hit campaigns.
MORE ON PAGE 10-12
- Fans have flooded the gates at Dudy Noble Field thus far in 2019, with eight crowds of 10,000-plus through 34 home dates, which is tied for the most in program history.
MORE ON PAGE 18
- The only two meetings in program history between Mississippi State and Stanford have come in the NCAA postseason, including a 1990 meeting at the College World Series.
MORE ON PAGE 5-6 & 9
- The Diamond Dawgs lead the NCAA in hits and doubles entering the Super Regionals, while ranking No. 6 in runs scored.
MORE ON PAGE 16 & 36
- Senior **Jake Mangum**, sophomore **Tanner Allen** and sophomore **Justin Foscoe** each own 20-plus doubles, marking just the second time in school history three Bulldogs have 20-plus doubles in a single season.
MORE ON PAGE 16
- Of the 13 losses in 2019 for the Diamond Dawgs, five of them have come in one-run games, with four of those against ranked opponents.
- Mississippi State is 7-11 all-time in NCAA Super Regional play, winning Super Regionals in 2007, 2013 and 2018 to move on the College World Series.
MORE ON PAGE 5-6
- The 2019 NCAA Starkville Super Regional marks the third time in program history that MSU has hosted a Super Regional since the format began in 1999.
MORE ON PAGE 5
- Redshirt-junior **Ethan Small** and freshman **JT Ginn** posted just the fourth season in program history with multiple 100-strikeout pitchers.
MORE ON PAGE 13 & 17
- Mississippi State won a 17-inning tilt with LSU to open its stay at the SEC Tournament, marking the longest game in program history.
MORE ON PAGE 19

Starting Nine

Pos.	Name	Yr.	B/T	Ht./Wt.	Avg.	R	H	RBI	Notes
C	Dustin Skelton	Jr.	R/R	6-0/202	.308	36	62	50	Owns a career-high 10 home runs
1B	Tanner Allen	So.	L/R	5-11/184	.350	55	89	63	Hitting .469 over his last 10 games with 23 hits - six doubles - and 12 RBIs
2B	Justin Foscoe	So.	R/R	6-0/201	.340	63	87	58	First-team All-SEC and second-team All-America at second base
SS	Jordan Westburg	So.	R/R	6-3/191	.296	64	72	59	Has reached base in 58 of 61 games played in 2019
3B	Marshall Gilbert	Sr.	R/R	6-0/203	.308	21	36	16	Started 23 games at third base this season after catching his whole career
LF	Rowdey Jordan	So.	S/R	5-10/171	.302	54	71	47	Named MVP of NCAA Starkville Regional All-Tournament Team
CF	Jake Mangum	Sr.	S/L	6-1/179	.357	71	100	39	First Bulldog with multiple 100-hit seasons (2018 & 2019)
RF	Eljah MacNamee	Sr.	R/R	6-3/198	.289	47	57	47	Returned from injury versus Southern in the NCAA Starkville Regional
DH	Josh Hatcher	So.	L/L	6-2/175	.323	14	31	20	Selected to NCAA Starkville Regional All-Tournament Team

* Based on the previous games



2019 Roster

Numerical

#	Name	Pos.	B/T	Ht.	Wt.	Yr.	Hometown/High School (Previous School)
2	Gunner Halter	IF	R/R	6-3	180	Jr.	Overland Park, Kan./Blue Valley (Seminole State (Okla.) College)
3	JT Ginn	RHP/IF	R/R	6-2	192	Fr.	Brandon, Miss./Brandon
4	Rowdey Jordan	IF/OF	S/R	5-10	171	So.	Auburn, Ala./Auburn
5	Tanner Allen	IF/OF	L/R	5-11	184	So.	Theodore, Ala./UMS- Wright Prep
6	Brandon Smith	RHP/IF	R/R	6-3	180	Fr.	Richland, Miss./Richland
8	Dustin Skelton	C	R/R	6-0	202	Jr.	Olive Branch, Miss./Magnolia Heights School
10	Josh Hatcher	IF/OF	L/L	6-2	175	So.	Albany, Ga./Lee County
11	Jordan Westburg	IF	R/R	6-3	191	So.	New Braunfels, Texas/New Braunfels
12	Hayden Jones	C	L/R	6-0	185	Fr.	Huntersville, Ind./Carroll
13	Peyton Plumlee	RHP	R/R	6-3	201	Sr.	Olive Branch, Miss./Lewisburg (Northwest Mississippi C.C.)
14	Riley Self	RHP	R/R	6-4	241	Jr.	Coldwater, Miss./Magnolia Heights School
15	Jake Mangum	OF	S/L	6-1	179	Sr.	Pearl, Miss./Jackson Prep
16	Jack Eagan	LHP	L/L	6-3	235	Jr.	Wautoma, Wis./Wautoma (Madison C.C.)
17	Justin Foscue	IF	R/R	6-0	201	So.	Huntsville, Ala./Virgil Grissom
18	Keegan James	RHP	R/R	6-2	214	R-Jr.	Southaven, Miss./DeSoto Central
19	Jared Liebelt	RHP	R/R	6-0	169	Sr.	Aurora, Ill./West Aurora (Waubensee C.C.)
20	Luke Hancock	C	L/R	5-11	170	Fr.	Houston, Miss./Houston
23	Tucker Childers	C/IF	L/R	6-3	235	Jr.	Ripley, Miss./Ripley (Northeast Mississippi C.C.)
24	Cole Gordon	RHP/DH	L/R	6-5	244	Gr.	Tampa, Fla./Steinbrenner
27	Bryce Brock	LHP/OF	L/L	6-0	165	Fr.	Hernando, Miss./Lewisburg
28	Christian MacLeod	LHP	L/L	6-3	215	Fr.	Huntsville, Ala./Huntsville
31	Benjamin Bell	OF	L/R	5-9	180	Fr.	Madison, Miss./Germantown
32	Landon Jordan	IF	L/R	6-0	180	Fr.	Poplarville, Miss./Hancock
33	Brad Cumbest	OF	R/R	6-5	245	Fr.	Hurley, Miss./East Central
34	Marshall Gilbert	C	R/R	6-0	203	Sr.	Kenosha, Wis./Westosha Central (John A. Logan C.C.)
35	Basiel Williams	OF	S/R	6-3	180	Fr.	Hammond, La./Ponchatoula
36	Hunter Blalock	OF	R/R	6-5	195	Fr.	Madison, Miss./Madison Central
37	Eric Cerantola	RHP	R/R	6-5	195	Fr.	Oakville, Ontario/Ecole Secondaire Catholique Sainte-Trinite
38	JP Elkins	RHP	R/R	6-1	190	So.	Ridgeland, Miss./Ridgeland (Hinds C.C.)
39	Tyler Spring	RHP	R/R	6-4	202	R-Jr.	Wiggins, Miss./Stone (Jones County C.C.)
40	Elijah MacNamee	OF	R/R	6-3	198	Sr.	Cypress, Texas/Cypress Ranch (Blinn C.C.)
41	Colby White	RHP	R/R	6-0	190	Jr.	Foxworth, Miss./West Marion (Pearl River C.C.)
43	Kale Breaux	LHP	R/L	5-11	193	R-Jr.	Sulphur, La./Sulphur
44	Ethan Small	LHP	L/L	6-3	214	R-Jr.	Lexington, Tenn./Lexington
46	Trysten Barlow	LHP	L/L	6-1	215	R-Jr.	Halls, Tenn./Dyer County
55	Spencer Price	RHP	R/R	6-2	228	R-Jr.	Olive Branch, Miss./DeSoto Central (Meridian C.C.)

22 Chris Lemonis - Head Coach (First Season at Mississippi State, Fifth Overall; The Citadel, 1992)

21 Jake Gautreau - Assistant Coach (Second Season; Tulane, 2011)

42 Scott Foxhall - Assistant Coach (First Season; College of Charleston, 2004)

0 Kyle Cheesebrough - Volunteer Assistant Coach (First Season; Louisville, 2010)

Roger Rodeheaver - Coordinator of Operations (First Season; Indiana, 2010)

Tyler Younger - Coordinator of Player Development (First Season; Methodist College, 2013)

Seth Diters - Strength and Conditioning Coach (First Season; Springfield College, 2008)

Jason Wire - Associate Athletic Trainer (Ninth Season; St. Cloud State, 2006)

Alphabetical

#	Name	Pos.	B/T	Ht.	Wt.	Yr.
5	Tanner Allen	IF/OF	L/R	5-11	184	So.
46	Trysten Barlow	LHP	L/L	6-1	215	R-Jr.
31	Benjamin Bell	OF	L/R	5-9	180	Fr.
36	Hunter Blalock	OF	R/R	6-5	195	Fr.
43	Kale Breaux	LHP	R/L	5-11	193	R-Jr.
27	Bryce Brock	LHP/OF	L/L	6-0	165	Fr.
0	Kyle Cheesebrough	Assistant Coach				
37	Eric Cerantola	RHP	R/R	6-5	195	Fr.
23	Tucker Childers	C/IF	L/R	6-3	235	Jr.
33	Brad Cumbest	OF	R/R	6-5	245	Fr.
16	Jack Eagan	LHP	L/L	6-3	235	Jr.
38	JP Elkins	RHP	R/R	6-1	190	So.
17	Justin Foscue	IF	R/R	6-0	201	So.
42	Scott Foxhall	Assistant Coach				
21	Jake Gautreau	Assistant Coach				
34	Marshall Gilbert	C	R/R	6-0	203	Sr.
3	JT Ginn	RHP/IF	R/R	6-2	192	Fr.
24	Cole Gordon	RHP/DH	L/R	6-5	244	Gr.
2	Gunner Halter	IF	R/R	6-3	180	Jr.
20	Luke Hancock	C	L/R	5-11	170	Fr.
10	Josh Hatcher	IF/OF	L/L	6-2	175	So.
18	Keegan James	RHP	R/R	6-2	214	R-Jr.
12	Hayden Jones	C	L/R	6-0	185	Fr.
4	Rowdey Jordan	IF/OF	S/R	5-10	171	So.
32	Landon Jordan	IF	L/R	6-0	180	Fr.
22	Chris Lemonis	Head Coach				
19	Jared Liebelt	RHP	R/R	6-0	169	Sr.
28	Christian MacLeod	LHP	L/L	6-3	215	Fr.
40	Elijah MacNamee	OF	R/R	6-3	198	Sr.
15	Jake Mangum	OF	S/L	6-1	179	Sr.
13	Peyton Plumlee	RHP	R/R	6-3	201	Sr.
55	Spencer Price	RHP	R/R	6-2	228	R-Jr.
14	Riley Self	RHP	R/R	6-4	241	Jr.
8	Dustin Skelton	C	R/R	6-0	202	Jr.
44	Ethan Small	LHP	L/L	6-3	214	R-Jr.
6	Brandon Smith	RHP/IF	R/R	6-3	180	Fr.
39	Tyler Spring	RHP	R/R	6-4	202	R-Jr.
11	Jordan Westburg	IF	R/R	6-3	191	So.
41	Colby White	RHP	R/R	6-0	190	Jr.
35	Basiel Williams	OF	S/R	6-3	180	Fr.

Program Quick Facts

School Information

Location	Starkville, Mississippi
Founded	1878
Enrollment	22,201
President	Dr. Mark E. Keenum
Faculty Representative	Dr. Steven Turner
Director of Athletics	John Cohen
Twitter	@JohnCohenAD
Affiliation	NCAA Division I
Conference	Southeastern - Western Division
Nickname	Bulldogs
Colors	Maroon and White
Athletic Department Phone	(662) 325-2532
Ticket Office Phone	(662) 325-2600

Stadium

Name	Dudy Noble Field, Polk-DeMent Stadium
Capacity	15,000+
Field Dimensions	Left-330, Left Center-385, Center-400, Right Center-380, Right-305
Press Box Phone	(662) 325-3776

2018 Team Information

Overall Record (SEC; Finish)	39-29 (15-15; T3rd in West)
Home/Away/Neutral	16-7/10-17/13-5
Postseason	College World Series
Lettermen Returning/Lost	18/11
Position Starters Returning/Lost (120+ ABs)	8/2
Pitchers Returning/Lost (Min. 5 app.)	5/7
Newcomers	17 (11 Freshmen, 6 Transfers)

Program Information

First Year of Baseball	1885 (129th season)
First Year in SEC	1933 (Charter Member)
All-Time Record (Win %)	2,689-1,574-29 (.629)
All-Time SEC Record (Win %)	958-822-3 (.538)
SEC Championships (Last)	11 (2016)
SEC Tournament Championships (Last)	7 (2012)
NCAA Tournaments (Last)	38 (2019)
NCAA Super Regionals (Last)	9 (2019)
College World Series (Last)	10 (2018)

Pronunciation Guide

Trysten Barlow	TRIS-ten
Hunter Blalock	BLAY-lock
Kale Breaux	BRO
Eric Cerantola	Sare-an-TOE-la
Jack Eagan	E-ginn (hard G)
Justin Foscue	Foss-Q
Jake Gautreau	Go-tro (both long O)
Rowdey Jordan	Rouw-D
Chris Lemonis	LUH-moan-iss
Jared Liebelt	LEE-belt
Christian MacLeod	Mc-CLOUD
Elijah MacNamee	Mac-NUH-me
Basiel Williams	Basil (like the spice)



CHRIS LEMONIS

Head Coach | First Season at Mississippi State (Fifth Overall)



When Chris Lemonis stepped to the podium on June 25, 2018 at Dudy Noble Field to become the 18th head baseball coach in Mississippi State's storied history, a journey of nearly 40 years came full circle. The son of a 1973 State graduate, Lemonis resided in Starkville as a child and now returned to lead one of the perennial powerhouses in college baseball.

One of the top recruiters and player development coaches in the country, Lemonis has seen success at every coaching stop. After helping his alma mater, The Citadel, to five NCAA Regional appearances in 12 seasons as an assistant coach, Lemonis joined college teammate Dan McDonnell's staff at Louisville and quickly turned the Cardinals into a consistent Omaha contender. After helping Louisville to seven postseason berths in eight years, the 2013 American Baseball Coaches Association/Baseball America Assistant Coach of the Year headed to Indiana University to take his first head coaching job in 2015.

In his first season at the helm of Indiana, the Hoosiers found themselves in the NCAA Tournament and, after finishing third in the Big Ten standings during his second season, Lemonis became the first coach in program history to take IU to back-to-back NCAA Tournaments in years three and four. The 2018 Hoosiers took the No. 2 seed into the NCAA Austin Regional, falling in the regional final to eventual College World Series participant Texas. Three of IU's eight appearances in the NCAA Tournament came under Lemonis' watch.

Overall, Lemonis enters his 25th season as a collegiate coach in 2019, making three College World Series appearances as a coach, earning 15 NCAA tournament berths and aiding in three 50-win seasons. His pupils have earned 25 All-America honors, 12 Freshman All-America laurels and 65 have signed professional baseball contracts, with 14 getting the call up to Major League Baseball.

Owning a head coaching record of 141-91-2, Lemonis was also a part of nearly 800 wins as an assistant coach. During his time at Indiana, Lemonis' teams averaged 35.3 wins per season, including a 40-win campaign during his final season in Bloomington. He averaged 39.2 victories per year during his career in an assistant role, bolstered by a 44.9 wins-per-season average at Louisville. The Cardinals were college baseball's winningest program during that eight-year span.

Lemonis' 15 postseason appearances have spanned all three of his coaching stops, with five coming as an assistant at The Citadel, seven during his assistant coaching tenure at Louisville and three as the head coach at Indiana. The Cardinals advanced to the Super Regionals on four occasions, punching a ticket to Omaha three times.

Along with his success on the field, Lemonis has always held academics to the highest standard, as well. In his final season at Indiana, a program-record 16 baseball student-athletes were named to the Big Ten Spring Academic Honor Roll, while 26 Cardinal baseball student-athletes earned ACC Honor Roll selections during his final season in Louisville. Already at Mississippi State, Lemonis has shown his dedication to his student-athletes in the classroom, as the program posted a 3.04 GPA during the fall semester.

Lemonis not only understands what it takes to get to Omaha as a coach but also as a player. A 1992 graduate of The Citadel, Lemonis added a 1990 appearance in the College World Series as a student-athlete. The appearance makes the Bulldogs one of just three school in Southern Conference history (Duke, Wake Forest) and only current member of the conference to advance to Omaha.

A two-time All-Southern Conference honoree, Lemonis led The Citadel in home runs three times. During his senior season, Lemonis led the Bulldogs with a .367 average, 19 doubles, 52 runs, 10 home runs and 66 RBIs. A member of the 1993 All-Southern Conference Tournament team, Lemonis ranks among the top 15 all-time at The Citadel in RBIs (152), home runs (23) and slugging percentage (.538).

Lemonis' father, Thomas, was a 1973 Mississippi State graduate in electrical engineering, with Chris living in Starkville as a newborn during his father's time at State.

A native of Myrtle Beach, S.C., Lemonis and his wife, Jill, have two daughters, Marissa and Mackenzie.

Personal

Hometown:	Myrtle Beach, S.C.
Wife:	Jill Lemonis
Children:	Marissa & Mackenzie Lemonis
College:	The Citadel, 1992

Coaching Career

2019-	Mississippi State Head Coach
2015-18	Indiana Head Coach
2007-14	Louisville Assistant Coach
2003-06	The Citadel Associate Head Coach
1995-2002	The Citadel Assistant Coach

Lemonis Year-by-Year

As a Head Coach

Yr.	School	Record	Postseason
2019	Mississippi State	49-13	SEC West Co-Champions NCAA Regional, NCAA Super Regional
2018	Indiana	40-19	NCAA Regional
2017	Indiana	34-24-2	NCAA Regional
2016	Indiana	32-24	--
2015	Indiana	35-24	NCAA Regional
Totals	Four Seasons	190-104-2	4 NCAA Regionals 1 Super Regional

As an Assistant Coach

Yr.	School	Record	Postseason
2014	Louisville	50-17	College World Series
2013	Louisville	51-14	College World Series
2012	Louisville	41-22	NCAA Regional
2011	Louisville	32-29	
2010	Louisville	50-14	NCAA Regional
2009	Louisville	47-18	NCAA Regional, NCAA Super Regional
2008	Louisville	41-21	NCAA Regional
2007	Louisville	47-24	College World Series
2006	The Citadel	34-27	
2005	The Citadel	25-34	
2004	The Citadel	39-28	NCAA Regional
2003	The Citadel	32-25	
2002	The Citadel	31-26	
2001	The Citadel	38-24	NCAA Regional
2000	The Citadel	39-20	
1999	The Citadel	41-20	NCAA Regional
1998	The Citadel	37-24	NCAA Regional
1997	The Citadel	37-21	
1996	The Citadel	33-26	
1995	The Citadel	39-21	NCAA Regional
Totals	20 Seasons	784-455	15 NCAA Regionals Four NCAA Super Regionals Three College World Series



2019 SEC Tournament Bracket

Men's College World Series (CWS)
June 15-25/26
Omaha, Nebraska
Double Elimination
First-Round Pairings
Best-of-Three CWS Finals

Super Regionals
June 7-9 or June 8-10
Campus or Neutral Sites
Double Elimination
Best-of-Three Games

Regionals
May 31 - June 3
Campus or Neutral Sites
Double Elimination
First-Round Pairings

#1 *UCLA (47 - 8)	vs.	#4 Omaha (31 - 22 - 1)	vs.	#3 LMU (CA) (32 - 23)	vs.	#2 Baylor (34 - 17)
*UCLA (51-9) Regional Champion						
June 7 - 9 p.m. (ESPN2) June 8 - 9 p.m. (ESPN2) June 9 - 9 p.m. (ESPN2) All times are Eastern						
#1 *Oregon St. (36 - 18 - 1)	vs.	#4 Cincinnati (30 - 29)	vs.	#3 Michigan (41 - 18)	vs.	#2 Creighton (38 - 11)
Michigan (44-19) Regional Champion						
Super Regional Champion						
#1 *Oklahoma St. (36 - 18)	vs.	#4 Harvard (27 - 14)	vs.	#3 Nebraska (31 - 22)	vs.	#2 UConn (36 - 23)
Oklahoma St. (39-19) Regional Champion						
June 7 - 3 p.m. (ESPN2) June 8 - 6 p.m. (ESPN2) June 9 - 6 p.m. (ESPN2) All times are Eastern						
#1 *Texas Tech (39 - 17)	vs.	#4 Army West Point (35 - 24)	vs.	#3 Florida (33 - 24)	vs.	#2 DBU (41 - 18)
*Texas Tech (42-17) Regional Champion						
Super Regional Champion						
#1 *Arkansas (41 - 17)	vs.	#4 Central Conn. St. (30 - 21)	vs.	#3 TCU (32 - 26)	vs.	#2 California (32 - 18)
*Arkansas (44-17) Regional Champion						
June 8 - Noon (ESPN) June 9 - 1 p.m. (ESPN2) June 10 - 4 p.m. (ESPN2) All times are Eastern						
#1 *Ole Miss (37 - 25)	vs.	#4 Jacksonville St. (37 - 21)	vs.	#3 Clemson (34 - 24)	vs.	#2 Illinois (36 - 19)
Ole Miss (40-25) Regional Champion						
Super Regional Champion						
#1 *LSU (37 - 24)	vs.	#4 Stony Brook (31 - 21)	vs.	#3 Southern Miss. (38 - 19)	vs.	#2 Arizona St. (37 - 17)
*LSU (40-24) Regional Champion						
June 8 - 3 p.m. (ESPN) June 9 - 6 p.m. (ESPN2) June 10 - 8:30 p.m. (ESPN) All times are Eastern						
#1 *Georgia (44 - 15)	vs.	#4 Mercer (35 - 27)	vs.	#3 Florida St. (36 - 21)	vs.	#2 Fla. Atlantic (40 - 19)
Florida St. (39-21) Regional Champion						
Super Regional Champion						

Men's College World Series (CWS)
June 15-25/26
Omaha, Nebraska
Double Elimination
First-Round Pairings
Best-of-Three CWS Finals

Super Regionals
June 7-9 or June 8-10
Campus or Neutral Sites
Double Elimination
Best-of-Three Games

Regionals
May 31 - June 3
Campus or Neutral Sites
Double Elimination
First-Round Pairings

#1 *Vanderbilt (49 - 10)	vs.	#4 Ohio St. (35 - 25)	vs.	#3 McNeese (35 - 24)	vs.	#2 Indiana St. (41 - 16)
*Vanderbilt (52-10) Regional Champion						
June 7 - 6 p.m. (ESPN2) June 8 - 9 p.m. (ESPN2) June 9 - 3 p.m. (ESPN2) All times are Eastern						
#1 *West Virginia (37 - 20)	vs.	#4 Fordham (38 - 22)	vs.	#3 Duke (31 - 25)	vs.	#2 Texas A&M (37 - 21 - 1)
Duke (34-25) Regional Champion						
Super Regional Champion						
#1 *East Carolina (43 - 15)	vs.	#4 Quinnipiac (29 - 27)	vs.	#3 Campbell (35 - 19)	vs.	#2 NC State (42 - 17)
East Carolina (47-16) Regional Champion						
June 7 - Noon (ESPN2) June 8 - 3 p.m. (ESPN2) June 9 - Noon (ESPN2) All times are Eastern						
#1 *Louisville (43 - 15)	vs.	#4 UTC (29 - 21)	vs.	#3 Illinois St. (34 - 24)	vs.	#2 Indiana (36 - 21)
*Louisville (47-16) Regional Champion						
Super Regional Champion						
#1 *Mississippi St. (46 - 13)	vs.	#4 Southern U. (32 - 22)	vs.	#3 Central Mich. (46 - 12)	vs.	#2 Miami (FL) (39 - 18)
*Mississippi St. (49-13) Regional Champion						
June 8 - 3 p.m. (ESPN2) June 9 - 9 p.m. (ESPN2) June 10 - 7 p.m. (ESPN2) All times are Eastern						
#1 *Stanford (41 - 11)	vs.	#4 Sacramento St. (39 - 23)	vs.	#3 Fresno St. (38 - 14 - 1)	vs.	#2 UC Santa Barbara (45 - 9)
Stanford (45-12) Regional Champion						
Super Regional Champion						
#1 *North Carolina (42 - 17)	vs.	#4 UNCW (32 - 29)	vs.	#3 Liberty (42 - 19)	vs.	#2 Tennessee (38 - 19)
*North Carolina (45-17) Regional Champion						
June 8 - Noon (ESPN2) June 9 - 1:30 a.m. (ESPN) June 10 - 1 p.m. (ESPN2) All times are Eastern						
#1 *Georgia Tech (41 - 17)	vs.	#4 Florida A&M (27 - 32)	vs.	#3 Coastal Caro. (35 - 24 - 1)	vs.	#2 Auburn (33 - 25)
Auburn (36-25) Regional Champion						
Super Regional Champion						



National Top Sixteen Seeds

1. UCLA (47-8)
2. Vanderbilt (49-10)
3. Georgia Tech (41-17)
4. Georgia (44-15)
5. Arkansas (41-17)
6. Mississippi St. (46-13)
7. Louisville (43-15)
8. Texas Tech (39-17)
9. Oklahoma St. (36-18)
10. East Carolina (43-15)
11. Stanford (41-11)
12. Ole Miss (37-25)
13. LSU (37-24)
14. North Carolina (42-17)
15. West Virginia (37-20)
16. Oregon St. (36-18-1)





NCAA Tournament History

1949		1-2
District III Tournament	1-2	Charlotte, N.C.
vs. Richmond	W	2-0
vs. Wake Forest	L	3-4
vs. Kentucky	L	2-5
1953		1-2
District III Tournament	1-2	Durham, N.C.
at Duke	L	3-9
vs. Rollins	W	6-5
at Duke	L	4-5
1965		1-2
District III Tournament		Gastonia, N.C.
vs. Florida State	W	6-3
vs. Furman	L	2-5
vs. Florida State	L	2-6
1966		1-2
District III Tournament	1-2	Gastonia, N.C.
vs. Florida State	W	4-3
vs. North Carolina	L	4-5
vs. Florida State	L	0-7
1970		2-2
District III Tournament	2-2	Gastonia, N.C.
vs. Maryland	L	2-3
vs. East Carolina	W	12-6
vs. Maryland	W	8-4
vs. Florida State	L	4-5
1971		3-3
District III Tournament	3-1 (1st)	Gastonia, N.C.
vs. Maryland	W	2-1
vs. Miami (Fla.)	W	7-3
vs. Georgia Tech	L	8-20
vs. Georgia Tech	W	5-2
College World Series	0-2 (T7th)	Omaha, Neb.
vs. Tulsa	L	2-5
vs. BYU	L	1-3
1978		2-2
South Central Regional	2-2 (2nd)	Arlington, Texas
vs. Baylor	L	0-3
vs. Louisiana Tech	W	6-5
vs. Pan American	W	7-5
vs. Baylor	L	3-6
1979		5-3
South Regional	4-1 (1st)	Starkville, Miss.
NEW ORLEANS	L	11-13
TULANE	W	12-4
NEW ORLEANS	W	13-10
MURRAY STATE	W	8-6
MURRAY STATE	W	18-8
College World Series	1-2 (T5th)	Omaha, Neb.
vs. Cal State Fullerton	W	6-1
vs. Texas	L	2-8
vs. Pepperdine	L	4-5
1981		4-2
Atlantic Regional	3-0 (1st)	Clemson, S.C.
vs. East Tennessee State	W	7-6
vs. Wichita State	W	5-1
vs. East Tennessee State	W	6-5
College World Series	1-2 (T5th)	Omaha, Neb.
vs. Michigan	W	4-0
vs. Arizona State	L	3-4
vs. South Carolina	L	5-6
1983		3-2
Central Regional	3-2 (2nd)	Austin, Texas
vs. Tulane	W	4-2
at Texas	W	6-2
vs. Pan American	W	7-5
at Texas	L	0-7
at Texas	L	3-12
1984		3-2
South II Regional	3-2 (2nd)	Starkville, Miss.
SOUTH CAROLINA	L	1-4
NEW ORLEANS	W	11-4
EASTERN KENTUCKY	W	13-8
SOUTH CAROLINA	W	18-9
NEW ORLEANS	L	3-6

1985		4-3
South I Regional	3-1 (1st)	Starkville, Miss.
WEST VIRGINIA	W	10-1
NEW ORLEANS	W	8-4
MICHIGAN	L	6-14
MICHIGAN	W	19-8
College World Series	2-2 (T3rd)	Omaha, Neb.
vs. Oklahoma State	W	12-3
vs. Arkansas	W	5-4
vs. Texas	L	7-12
vs. Miami (Fla.)	L	5-6
1987		1-2
Mideast Regional	1-2 (4th)	Starkville, Miss.
NC STATE	W	10-6
TEXAS A&M	L	4-7
WESTERN CAROLINA	L	1-8
1988		2-2
South Regional	2-2 (2nd)	Starkville, Miss.
WESTERN CAROLINA	W	7-4
CAL STATE FULLERTON	L	1-5
MIDDLE TENNESSEE STATE	W	12-4
CAL STATE FULLERTON	L	3-5
1989		4-2
South Regional	4-2 (2nd)	Starkville, Miss.
WESTERN CAROLINA	W	8-0
NICHOLLS STATE	W	11-2
NORTH CAROLINA	L	1-2
INDIANA STATE	W	11-2
NORTH CAROLINA	W	6-0
NORTH CAROLINA	L	1-7
1990		5-3
South II Regional	4-1 (1st)	Starkville, Miss.
BYU	W	16-5
ILLINOIS	W	5-3
FLORIDA STATE	W	11-8
FLORIDA STATE	L	9-11
FLORIDA STATE	W	4-3
College World Series	1-2 (T5th)	Omaha, Neb.
vs. Georgia	L	0-3
vs. Georgia Southern	W	15-1
vs. Stanford	L	1-6
1991		2-2
Northeast Regional	2-2 (3rd)	Orono, Maine
vs. Towson	W	10-4
at Maine	W	6-5
vs. Clemson	L	9-10
at Maine	L	5-8
1992		2-2
Midwest Regional	2-2 (3rd)	Starkville, Miss.
NICHOLLS STATE	W	1-0
OKLAHOMA	W	9-6
OKLAHOMA	L	6-10
UCLA	L	2-3
1993		0-2
East Regional	0-2 (T5th)	Tallahassee, Fla.
vs. Notre Dame	L	1-15
vs. Long Beach State	L	1-2
1996		1-2
West Regional	1-2 (4th)	Palo Alto, Calif.
vs. UC Santa Barbara	W	6-2
at Stanford	L	6-8
vs. Cal State Northridge	L	19-20
1997		6-3
Mideast Regional	5-1 (1st)	Starkville, Miss.
OHIO STATE	W	8-5
WASHINGTON	L	4-5
TENNESSEE TECH	W	25-5
GEORGIA TECH	W	10-2
WASHINGTON	W	7-5
WASHINGTON	W	4-3
College World Series	1-2 (T5th)	Omaha, Neb.
vs. Alabama	L	2-3
vs. UCLA	W	7-5
vs. Alabama	L	5-9

1998		5-3
Central Regional	4-1 (1st)	College Station, Texas
vs. Washington	W	7-6
at Texas A&M	L	3-4
vs. Rice	W	15-14
at Texas A&M	W	10-9
at Texas A&M	W	11-5
College World Series	1-2 (T5th)	Omaha, Neb.
vs. Florida	W	14-13
vs. LSU	L	8-10
vs. Southern California	L	1-7
1999		2-2
Columbus Regional	2-2 (2nd)	Columbus, Ohio
vs. Nebraska	W	18-14
at Ohio State	L	3-6
vs. Nebraska	W	13-7
at Ohio State	L	7-10
2000		3-3
Starkville Regional	3-1 (1st)	Starkville, Miss.
SOUTH ALABAMA	W	9-2
NOTRE DAME	W	9-1
NOTRE DAME	L	0-7
NOTRE DAME	W	10-9
Clemson Super Regional	0-2	Clemson, S.C.
at Clemson	L	4-11
at Clemson	L	4-9
2001		3-2
Columbus Regional	3-0 (1st)	Columbus, Ohio
vs. Kent State	W	9-8 (10)
vs. Delaware	W	4-3
vs. Kent State	W	14-4
Fullerton Super Regional	0-2	Fullerton, Calif.
at Cal State Fullerton	L	2-13
at Cal State Fullerton	L	3-9
2003		2-2
Starkville Regional	2-2 (2nd)	Starkville, Miss.
MIDDLE TENNESSEE STATE	W	10-4
NORTH CAROLINA	L	5-10
MISSOURI	W	10-5
NORTH CAROLINA	L	6-8 (11)
2004		1-2
Atlanta Regional	1-2 (3rd)	Atlanta, Ga.
vs. Texas Tech	L	6-10
vs. Jacksonville State	W	7-6
vs. Texas Tech	L	7-17
2005		2-2
Coral Gables Regional	2-2 (2nd)	Coral Gables, Fla.
vs. Florida Atlantic	W	13-2
at Miami (Fla.)	L	1-4
vs. Florida Atlantic	W	8-4
at Miami (Fla.)	L	4-10
2006		2-2
Clemson Regional	2-2 (2nd)	Clemson, S.C.
vs. Elon	L	4-5
vs. UNC Asheville	W	5-4
vs. Elon	W	12-3
at Clemson	L	6-8
2007		5-2
Tallahassee Regional	3-0 (1st)	Tallahassee, Fla.
vs. Stetson	W	6-3
at Florida State	W	3-0
at Florida State	W	9-4
Starkville Super Regional	2-0	Starkville, Miss.
CLEMSON	W	8-6
CLEMSON	W	8-5
College World Series	0-2 (T7th)	Omaha, Neb.
vs. North Carolina	L	5-8
vs. Louisville	L	4-12
2011		4-2
Atlanta Regional	3-0 (1st)	Atlanta, Ga.
vs. Southern Miss	W	3-0
vs. Austin Peay	W	8-3
at Georgia Tech	W	7-3
Gainesville Super Regional	1-2	Gainesville, Fla.
at Florida	L	1-11
at Florida	W	4-3
at Florida	L	6-8

2012		1-2
Tallahassee Regional	1-2 (3rd)	Tallahassee, Fla.
vs. Samford	L	0-5
vs. UAB	W	8-1
vs. Samford	L	2-3
2013		8-3
Starkville Regional	3-1 (1st)	Starkville, Miss.
CENTRAL ARKANSAS	W	5-3
SOUTH ALABAMA	W	6-2
CENTRAL ARKANSAS	L	2-5
CENTRAL ARKANSAS	W	6-1
Charlottesville Super Regional	2-0	Charlottesville, Va.
at Virginia	W	11-6
at Virginia	W	6-5
College World Series	3-2 (2nd)	Omaha, Neb.
vs. Oregon State	W	5-4
vs. Indiana	W	5-4
vs. Oregon State	W	4-1
vs. UCLA (CWS Finals)	L	1-3
vs. UCLA (CWS Finals)	L	0-8
2014		2-2
Lafayette Regional	2-2 (2nd)	Lafayette, La.
vs. San Diego State	W	5-2
vs. Jackson State	W	3-1
at Louisiana-Lafayette	L	8-14
at Louisiana-Lafayette	L	3-5
2016		3-2
Starkville Regional	3-0 (1st)	Starkville, Miss.
SOUTHEAST MISSOURI	W	9-5
CAL STATE FULLERTON	W	4-1
LOUISIANA TECH	W	4-0
Starkville Super Regional	0-2	Starkville, Miss.
ARIZONA	L	0-1
ARIZONA	L	5-6
2017		4-3
Hattiesburg Regional	4-1 (1st)	Hattiesburg, Miss.
vs. South Alabama	L	3-6
vs. Illinois-Chicago	W	5-4
vs. South Alabama	W	7-3
at Southern Miss	W	8-1
at Southern Miss	W	8-6
Baton Rouge Super Regional	0-2	Baton Rouge, La.
at LSU	L	3-4
at LSU	L	4-14
2018		8-4
Tallahassee Regional	4-1 (1st)	Tallahassee, Fla.
vs. Oklahoma	L	10-20
at Florida State	W	3-2
vs. Samford	W	9-8
vs. Oklahoma	W	13-5
vs. Oklahoma	W	8-1
Nashville Super Regional	2-1	Nashville, Tenn.
at Vanderbilt	W	10-8
at Vanderbilt	L	3-4
at Vanderbilt	W	10-6
College World Series	2-2 (T3rd)	Omaha, Neb.
vs. Washington	W	1-0
vs. North Carolina	W	12-2
vs. Oregon State	L	2-12
vs. Oregon State	L	2-5
2019		3-0
Starkville Regional	3-0	Starkville, Miss.
SOUTHERN	W	11-6
CENTRAL MICHIGAN	W	7-2
MIAMI (FLA.)	W	5-2



By The Numbers: NCAA Tournament

Overall

Appearances:	38
Record:	112-85 (.568)

NCAA Regional (Since 1975)

Regional Appearances:	32
Regional Titles:	15
Regional Record:	84-43 (.661)

NCAA District Playoffs (1954-74)

District III Appearances:	6
District III Titles:	1
District III Record:	9-11 (.450)

NCAA Super Regional (Since 1999)

Super Regional Appearances:	9
Super Regional Titles:	3
Super Regional Record:	7-11 (.389)

College World Series (Since 1947)

College World Series Appearances:	10
Best College World Series Finish:	2013 (Finalist)
College World Series Record:	12-20 (.375)

Individual Honors

NCAA All-Regional Selections:	123
NCAA Regional MVP:	16
College World Series All-Tournament Team:	10

NCAA Tournament by Opponent

All-Time NCAA Tournament Opponents

(38 appearances, 88 different opponents)

Opponent	Record	Opponent	Record	Opponent	Record	Opponent	Record
Alabama	0-2	Furman	0-1	Missouri	1-0	Southeast Missouri	1-0
Arizona	0-2	Georgia	0-1	Murray State	2-0	Southern	1-0
Arizona State	0-1	Georgia Southern	1-0	Nebraska	2-0	Southern California	0-1
Arkansas	1-0	Georgia Tech	3-1	New Orleans	3-2	Southern Miss	3-0
Austin Peay	1-0	Illinois	1-0	Nicholls State	2-0	Stanford	0-2
Baylor	0-2	Illinois-Chicago	1-0	North Carolina	2-6	Stetson	1-0
BYU	1-1	Indiana	1-0	UNC-Asheville	1-0	Tennessee Tech	1-0
Cal Santa Barbara	1-0	Indiana State	1-0	NC State	1-0	Texas	1-4
Cal State Fullerton	2-4	Jackson State	1-0	Notre Dame	2-2	Texas A&M	2-2
Cal State Northridge	0-1	Jacksonville State	1-0	Ohio State	1-2	Texas Tech	0-2
Central Arkansas	2-1	Kent State	2-0	Oklahoma	3-2	Towson	1-0
Central Michigan	1-0	Kentucky	0-1	Oklahoma State	1-0	Tulane	2-0
Clemson	2-4	Long Beach State	0-1	Oregon State	2-2	Tulsa	0-1
Delaware	1-0	Louisiana-Lafayette	2-0	Pan American	2-0	UAB	1-0
Duke	0-2	Louisiana Tech	2-0	Pepperdine	0-1	UCLA	1-3
East Carolina	1-0	Louisville	0-1	Rice	1-0	Vanderbilt	2-1
Eastern Kentucky	1-0	LSU	0-1	Richmond	1-0	Virginia	2-0
East Tennessee State	2-0	Maine	1-1	Rollins	1-0	Wake Forest	0-1
Elon	1-1	Maryland	2-1	Samford	1-2	Washington	4-1
Florida	2-2	Miami (Fla.)	2-3	San Diego State	1-0	Western Carolina	2-1
Florida Atlantic	2-0	Michigan	2-1	South Alabama	3-1	West Virginia	1-0
Florida State	7-4	Middle Tennessee State	2-0	South Carolina	1-2	Wichita State	1-0

All-Time NCAA Regional Opponents

(32 appearances, 65 different opponents)

Opponent	Record	Opponent	Record	Opponent	Record	Opponent	Record
Austin Peay	1-0	Illinois	1-0	Nicholls State	2-0	Southeast Missouri	1-0
Baylor	0-2	Illinois-Chicago	1-0	North Carolina	1-4	Southern	1-0
BYU	1-0	Indiana State	1-0	UNC-Asheville	1-0	Tennessee Tech	1-0
Baylor	0-2	Jackson State	1-0	NC State	1-0	Texas	1-2
Cal Santa Barbara	1-0	Jacksonville State	1-0	Notre Dame	2-2	Texas A&M	2-2
Cal State Fullerton	1-2	Kent State	2-0	Ohio State	1-2	Texas Tech	0-2
Cal State Northridge	0-1	Long Beach State	0-1	Oklahoma	3-2	Towson	1-0
Central Arkansas	2-1	Louisiana-Lafayette	0-2	Pan American	2-0	Tulane	2-0
Central Michigan	1-0	Louisiana Tech	2-0	Rice	1-0	UAB	1-0
Clemson	0-2	Maine	1-1	Samford	1-2	UCLA	0-1
Delaware	1-0	Miami (Fla.)	1-2	San Diego State	1-0	Washington	3-1
East Tennessee State	2-0	Michigan	1-1	South Alabama	1-0	Western Carolina	2-1
Eastern Kentucky	1-0	Middle Tennessee State	2-0	South Carolina	1-1	West Virginia	1-0
Elon	1-1	Missouri	1-0	Southern Miss	3-0	Wichita State	1-0
Florida Atlantic	2-0	Murray State	2-0	Stanford	0-1		
Florida State	5-1	Nebraska	2-0	Stetson	1-0		
Georgia Tech	2-0	New Orleans	3-2	South Alabama	3-1		

All-Time NCAA Super Regional Opponents

(9 appearances, 8 different opponents)

Opponent	Record	Opponent	Record	Opponent	Record
Arizona	0-2	Florida	1-2	Vanderbilt	2-1
Cal State Fullerton	0-2	LSU	0-2	Virginia	2-0
Clemson	2-2	Stanford	First Meeting		

NCAA Regional All-Time All-Tournament Team

Year	Pos.	Player	Year	Pos.	Player	Year	Pos.	Player	Year	Pos.	Player
1978	CF	Mike Kelley	1990	OF	Tracy Echols	2003	OF	Brad Corley	2014	OF	C.T. Bradford
	1B	Tim Weisheim		3B	Burke Masters		P	Jamie Gant		P	Jonathan Holder
1979	SS	Boyd Conner		SS	Jon Shave		3B	Steve Gendron		2B	Brett Pirtle
	OF	Mike Kelley		1B	Tommy Raffo		DH	Robby Goodson	2016	SS	Ryan Gridley
	C	John McDonald		P	Bobby Reed		SS	Matthew Maniscalco		P	Zac Houston
	UT	Larry Pavlou		1B	Rob Norman		C	Craig Tatum		OF	Reid Humphreys
1981	P	Steve D'Ercole	1991	OF	Ron Brown	2004	OF	Joseph Hunter		C	Jack Kruger
	OF	Mark Gillaspie	1992	C	Matt Carpenter	2005	OF	Jeff Butts		OF	Jake Mangum
	C	Terry Loe		SS	Paul Petruilis		OF	Brad Corley		DH	Brent Rooker
	OF	Brad Winkler		P	B.J. Wallace	2006	DH	Brian LaNinfa	2017	P	Jacob Billingsley
1983	OF	Brad Winkler	1996	1B	Richard Lee		C	Joseph McCaskill		OF	Cody Brown
1984	1B	Will Clark	1997	OF	Brooks Bryan		OF	Mitch Moreland		SS	Ryan Gridley
	OF	Bobby Locke		2B	Travis Chapman		P	Justin Pigott		OF	Jake Mangum
	OF	Rafael Palmeiro		P	Eric DuBoise	2007	3B	Russ Sneed		2B	Hunter Stovall
	OF	Dan Van Cleve		C	Barry Patton		2B	Brandon Turner	2018	C	Dustin Skelton
1985	P	Jeff Brantley		3B	Adam Piatt		OF	Jeffrey Rea		OF	Elijah MacNamee
	1B	Will Clark		OF	Rusty Thoms		P	Justin Pigott		OF	Rowdey Jordan
	C	Roark McDonald	1998	OF	Brooks Bryan		2B	Nick Vickerson		OF	Jake Mangum
	P	Gene Morgan		1B	Richard Lee		1B	Cody Freeman		P	J.P. France
	OF	Rafael Palmeiro		SS	Travis Chapman	2011	OF	Brent Brownlee	2019	C	Dustin Skelton
	2B	Gator Thiesen		OF	Brian Wiese		OF	C.T. Bradford		1B	Tanner Allen
	OF	Dan Van Cleve		1B	Cliff Wren		OF	Jaron Shepherd		2B	Justin Foscue
1987	2B	Burke Masters	2000	3B	Travis Chapman		P	Evan Mitchell		LF	Rowdey Jordan
	1B	John Mitchell		P	Mark Freed		P	Nick Routt		DH	Josh Hatcher
	SS	Brad Hildreth		OF	Shane Kelly	2012	1B	Wes Rea		P	Ethan Small
1988	OF	Jody Hurst		DH	Ty Martin		2B	Matthew Britton			
	C	Barry Winford		OF	Phillip Willingham		SS	Adam Frazier			
1989	OF	Tracy Echols		2B	Daron Wright		C	Mitch Slaughter			
	DH	Burke Masters	2001	1B	Matthew Brinson		3B	Alex Detz			
	1B	Tommy Raffo		3B	Steve Gendron	2013	P	Chad Girodo			
	P	Bobby Reed		P	Paul Maholm		2B	Brett Pirtle			
	C	Barry Winford		OF	Casey Long		1B	Wes Rea			
	3B	Pete Young					OF	Hunter Renfroe			



Dudy Noble Field

Biography

The largest on-campus facility in college baseball, Dudy Noble Field will see the 53rd season of Mississippi State baseball at its current site in 2019. With nearly 1,600 games played at the venue, the Diamond Dawgs bring a .726 winning percentage into the brand new \$68-million facility.

The field is named in honor of longtime MSU baseball coach, athletics director and ABCA Hall of Famer Clarke Randolph "Dudy" Noble. On April 27, 1998 the facility was renamed Dudy Noble Field, Polk-DeMent Stadium, honoring another ABCA Hall of Famer, former Bulldog skipper Ron Polk, and the late Gordon DeMent, a successful businessman and longtime fan of the Diamond Dawgs from Indianola, Mississippi.

The Origin

From 1929 until 1964, Mississippi State hosted its baseball games at the original on-campus venue, Hardy Field, which was located several hundred yards to the south of the Bulldogs' home football venue, Davis Wade Stadium at Scott Field. The baseball field was closed following the 1964 season to make way for the construction of Dorman Hall and for the next two seasons the Diamond Dawgs played their home games at Redbird Park in Columbus, Mississippi, capturing SEC titles both seasons at their temporary home.

The tin-roofed grandstand and 2,000-seat bleachers from the original Dudy Noble Field were transported to the stadium's present site, which became playable for the 1967 season. Since that time, facility enhancements have followed at a steady pace to make the "Carnegie Hall of College Baseball" one of the finest all-around facilities on the road to Omaha. Among with numerous upgrades, the current site has seen two complete demolitions and reconstructions, the latest occurring during a three-year span from 2017-2019 and opening prior to the start of the 2019 campaign.

Leading the Attendance Boom

With a laundry list of legendary names on its all-time roster, it comes as no surprise that Mississippi State ranks among the nation's attendance leaders year in and year out. The Dudy Noble Field faithful have sold out the reserved seating allotment every season since 1987.

Along with routinely hosting some of the largest crowds in the SEC, 10 of the last 12 three-day Super Bulldog Weekend series have drawn more than 25,000 fans.

MSU eclipsed the 200,000 mark in paid attendance at Dudy Noble Field for six-straight seasons between 2012-17, marking the first such occurrence in the program's history. In 2013, the Diamond Dawgs' five-millionth fan walked through the turnstiles at Dudy Noble Field. Since home attendance figures were charted starting in 1976, the "Carnegie Hall of College Baseball" has seen 6,250,621 fans rush through the gates.

In 18 of the last 19 seasons, Mississippi State has averaged 6,000 fans per game, including a record average of 8,127 during the 2014 campaign. Overall, State has eclipsed the 200,000-fan mark 11 times since 2002, with a school-record 302,558 viewing the 2016 home schedule.

Of the top 25 all-time college baseball on-campus attendances, Dudy Noble Field finds itself on the list 17 times, most notably owning the all-time on-campus attendance record of 15,586 on April 12, 2014. The Bulldogs own 14 of the top 15 marks in NCAA on-campus history and are the only NCAA baseball program to boast on-campus attendances of 14,000 or more. The four largest NCAA Super Regional crowds have assembled in Starkville, Mississippi, as well.

From April 11-13, the Bulldog faithful flooded the gates at Dudy Noble Field to the tune of 39,181 fans for a three-game series versus Ole Miss. The nearly 40,000 fans on the weekend set an NCAA on-campus attendance record for a three-game series.

Dudy Noble Field has ushered in crowds of 10,000 or better 57 times, including 2007 NCAA Super Regional-record draws of 13,715 and 12,620 for nationally-televised, late-morning games against Clemson. With the stadium

under construction in 2018, State added a 10,000-plus crowd to the tally, drawing 10,147 fans for the final date against Arkansas on April 21.

Mississippi State has hosted 25 postseason events at the facility, including three NCAA District III Tournaments (1973, 74 & 75), five SEC tournaments (1979, 1981, 1983, 1988 & 1995), 14 NCAA Regionals (1979, 1984, 1985, 1987, 1988, 1989, 1990, 1992, 1997, 2000, 2003, 2013, 2016 & 2019) and three NCAA Super Regionals (2007, 2016 & 2019).

The Left Field Lounge

The aura of Mississippi State baseball at Dudy Noble Field is certainly not confined to the loyal legions in the impressive grandstand, pro-style luxury sky suites or luxurious Left Field Lofts.

In fact, some of the more highly-prized seats at Bulldog Baseball games are found beyond the outfield fence in the Left Field Lounge™. Waiting lists greet those seeking to purchase one of the 96 outfield lounges in the iconic two-level outfield tailgate.

Once a colorful assortment of pickup trucks, motor homes, and trailers — most equipped with barbecue grills — lined the outfield fence, completing a circle of humanity at Dudy Noble Field. Now, the permanent lounge spaces are connected to the concourse, allowing everyone to stroll through and experience the iconic lounge culture.

What began in the late 1960s as a popular gathering spot for baseball-loving MSU supporters now forms college baseball's largest tailgate party.

The "New Dude"

The second demolition at the current site occurred following the 2017 season and the \$68 million facility opened its gates for the 2019 campaign. Architect Wier Boerner Allin, along with consultants Populous and famed stadium architect/State alum Janet Marie Smith designed the project, while construction manager ICM and general contractor JESCO Construction, Inc. oversaw the construction.

Covering 12 acres of land on the Mississippi State University campus, the 230,000 square foot facility carries on Dudy Noble Field's legacy as the "Carnegie Hall of College Baseball." Installation of the second largest scoreboard in college baseball, measuring 43 feet wide by 60 feet high, started the project in 2017. The board, which was the largest in college baseball upon installation, is larger than boards owned by three Major League Baseball teams. The addition of 96 permanent Left Field Lounge rigs encircling the outfield followed during the fall of 2018.

The concourse and lower-level grandstands were in place for the 2018 season, with the Diamond Suites, upper-deck reserved seating area and three unique club areas — Farm Bureau Triple Crown Club, Charlie and Dana Stephenson Omaha Club and The Rooftop Club — were completed prior to the 2019 campaign. The newest version of Dudy Noble Field also features increased restroom facilities and concession points of sale.

The player spaces also received an upgrade, expanding to cover 18,000 square feet underneath the facility. The fully-equipped Bruce and Julie Martin Locker Room includes an embedded equipment room, houses 40 wooden lockers and features an oversized, dimensional halo-lit '85 Script Mississippi State sign is suspended overhead in the middle of the room.

The more spacious locker room includes an attached training room with whirlpool and fully-functional fueling station. The Mitch Moreland Hitting Tunnel, which is equipped with HitTrax, and Turner & Gloria Wingo Team Lounge are easily accessed from the home dugout, with the eye-popping player entrance and Hassell H. Franklin Omaha Room greeting players as they enter the facility. The Pitching Lab is also housed under the stadium, featuring arm care and conditioning equipment, one oversized turfed mound with three pitching rubbers and state of the art video equipment.

Top-25 Crowds

	Attendance	Opponent	Date
1.	15,586 *	Ole Miss	April 12, 2014
2.	15,078	Texas A&M	April 16, 2016
3.	14,991	Florida	April 22, 1989
4.	14,562	Auburn	April 20, 2013
5.	14,378	LSU	April 16, 1988
6.	13,761	Arkansas	April 25, 1992
7.	13,715 #	Clemson	June 9, 2007
8.	13,691	Kentucky	April 8, 2017
9.	13,617	Georgia	April 8, 2006
10.	13,452 #	Arizona	June 11, 2016
11.	13,224	Ole Miss	April 11, 2014
12.	13,123	Ole Miss	April 15, 2000
13.	13,004	Florida	April 18, 2015
14.	12,913 #	Arizona	June 10, 2016
15.	12,708	Auburn	April 24, 1993
16.	12,620 #	Clemson	June 8, 2007
17.	12,360	Georgia	April 6, 2002
18.	12,343	Auburn	March 23, 2019
19.	11,763	Auburn	April 12, 2003
20.	11,648	LSU	March 30, 2019
21.	11,515	Ole Miss	April 2, 2016
22.	11,511 ^	Central Michigan	June 1, 2019
23.	11,496 ^	Florida State	May 27, 1990
24.	11,262	LSU	March 29, 2019
25.	11,201	Florida	April 8, 2011

* - NCAA on-campus attendance record

^ - NCAA Regional

- NCAA Super Regional

NOTE: Mississippi State owns 57 crowds of 10,000-plus in the history of the program. The top seven (7) crowds in Dudy Noble Field history are also the top seven (7) on-campus crowds in NCAA history.



Mississippi State When...

	2018	2019
Overall	39-29	49-13
vs. Top-5 Teams	10-1	5-2
vs. Top-10 Teams	10-1	5-5
vs. Top-25 Teams	18-18	16-12
Non-Conference	24-14	29-3
SEC	15-15	20-10
SEC East	5-7	9-3
SEC West	10-8	11-7
At Home	16-7	35-5
On the Road	10-17	10-6
At Neutral Sites	13-5	4-2
In Day Games	18-15	25-6
In Night Games	21-14	24-7
vs. Teams .500 Or Better	31-24	34-13
vs. Teams Worse Than .500	8-5	15-0
vs. Left-Handed Starter	15-6	15-2
vs. Right-Handed Starter	24-23	34-11
When Starter Receives Decision	21-15	28-11
When Reliever Receives Decision	18-14	21-3
When Starter Goes 5+ Innings	25-12	28-8
When Starter Goes <5 Innings	14-17	21-5
When Scoring First	23-8	30-4
When Opponent Scores First	16-21	19-9
When Leading After 6 Innings	25-5	39-1
When Trailing After 6 Innings	7-22	4-11
When Tied After 6 Innings	7-2	6-1
When Leading After 8 Innings	32-3	45-0
When Trailing After 8 Innings	2-25	0-10
When Tied After 8 Innings	5-1	3-1
In One-Run Games	7-6	10-5
In Two-Run Games	10-1	5-3
In 5+ Run Games	17-9	26-5
Weekend Series W-L-T	6-7	11-2-0
Series Sweeps/Times Swept	3/2	5/1
When Scoring 0-2 Runs	1-14	1-8
When Scoring 3-5 Runs	10-13	10-4
When Scoring 6-9 Runs	13-1	19-1
When Scoring 10+ Runs	15-1	19-0
Shutouts/Times Shut Out	3/3	5/3
In Extra Innings	6-3	2-1
When Opponent Scores 4 Runs Or Less	25-8	33-5
When Opponent Scores 5 Runs Or More	14-21	16-8
When Out-Hitting Opponent	28-8	42-4
When Out-Hit by Opponent	7-20	4-7
When Hits Are Equal	4-1	3-2
When Hitting A Home Run	24-9	33-5
When Opponent Hits A Home Run	21-13	20-7
When Errorless	15-12	20-5
When Committing One Error	14-7	14-4
When Committing 2+ Errors	10-10	15-4
When Opponent is Errorless	9-14	11-8
When Opponent Commits One Error	17-11	13-4
When Opponent Commits 2+ Errors	13-4	25-1
Game 1 of Weekend	7-8	11-3
Game 2 of Weekend	9-6	10-4
Game 3 of Weekend	8-7	9-4
Monday	1-0	--
Tuesday	4-2	7-0
Wednesday	6-3	9-0
Thursday	1-1	2-2
Friday	8-9	12-5
Saturday	10-8	11-6
Sunday	9-6	8-0

Uniform breakdown on page 6

NOTE: Rankings based on Baseball America poll.

How It Was Won

(* - Walk-off hit)

Below is a chart representing how the eventual game-winning run was recorded for Mississippi State in 2019.

Gm	Opponent	Final	Player	Inn.	Outs	Play	Score at Time
1.	Youngstown State	14-3	Tanner Allen	8	--	RBI fielder's choice	3-3
2.	Youngstown State	14-2	Justin Foscue	1	1	Sacrifice fly to right-center field	2-2
3.	Youngstown State	8-0	Justin Foscue	2	--	Solo home run	0-0
4.	UAB	3-2	Jake Mangum	7	2	2RBI single to right field	1-2
5.	Southern Miss	0-1	---				
6.	Southern Miss	8-1	Jake Mangum	2	2	RBI single through the left side	1-0
7.	Southern Miss	4-3	Tanner Allen *	9	2	RBI double down the right-field line	3-3
8.	Jackson State	17-4	Justin Foscue	3	2	2-run home run to left-center field	3-0
9.	Southeastern Louisiana	12-0	Justin Foscue	1	1	Grand Slam to left field	0-0
10.	vs. Sam Houston State	5-4	Justin Foscue	8	--	Scored on a fielding error by the shortstop	4-4
11.	vs. Texas Tech	4-2	Tanner Allen	5	2	Scored on a fielding error by the shortstop	2-1
12.	East Carolina	4-1	Gunner Halter	5	1	RBI single through the right side	1-0
13.	Arkansas-Pine Bluff	14-1	Marshall Gilbert	2	1	RBI single up the middle	1-0
14.	Maine	9-2	Jordan Westburg	5	1	3-run home run to left field	1-0
15.	Maine	5-1	Dustin Skelton	2	--	2-run home run to left-center field	1-0
16.	Maine	9-8	Elijah MacNamee	8	2	RBI single through the left side	8-8
17.	Grambling	18-1	Josh Hatcher	4	2	RBI double to left-center field	1-1
18.	at Florida	6-5	Elijah MacNamee	9	1	2RBI double to left-center field	4-2
19.	at Florida	10-5	Jordan Westburg	7	--	RBI double to right-center field	5-1
20.	at Florida	2-4	---				
21.	Little Rock	15-4	Elijah MacNamee	2	1	RBI fielder's choice	4-4
22.	at Samford	6-4	Jake Mangum	7	2	RBI single through the left side	4-4
23.	Auburn	5-6	---				
24.	Auburn	15-2	Dustin Skelton	1	1	RBI single to left-center field	2-0
25.	Auburn	20-15	Jordan Westburg	8	1	RBI double to right-center field	15-15
26.	Mississippi Valley State	18-5	Elijah MacNamee	5	--	2RBI single to center field	5-5
27.	LSU	6-5	---				
28.	LSU	5-10	---				
29.	LSU	2-11	---				
30.	ULM	21-8	Rowdey Jordan	4	1	RBI single to first base	7-4
31.	at Tennessee	6-3	Tanner Allen	11	2	RBI single to left-center field	3-2
32.	at Tennessee	1-2	---				
33.	at Tennessee	7-5	Jake Mangum	6	2	2RBI double down the left-field line	4-3
34.	South Alabama	7-5	Tanner Allen	7	1	3-run home run to center field	4-3
35.	Alabama	6-0	Brad Cumbest	2	1	RBI single to left field	0-0
36.	Alabama	9-1	Rowdey Jordan	4	1	2RBI single to left field	0-0
37.	Alabama	13-3	Rowdey Jordan	2	2	RBI single through the right side	3-0
38.	Texas Southern	5-1	Justin Foscue	8	--	RBI single through the left side	1-1
39.	at Arkansas	3-5	---				
40.	at Arkansas	5-12	---				
41.	at Arkansas	2-10	---				
42.	vs. Ole Miss	8-1	Justin Foscue	6	1	2RBI double down the right-field line	1-1
43.	Georgia	19-3	Tanner Allen	2	2	RBI walk	3-1
44.	Georgia	9-3	Jordan Westburg	2	1	Sacrifice fly to center field	3-0
45.	Georgia	6-5	Josh Hatcher	8	--	Fielder's choice double play scored a run	6-1
46.	at Texas A&M	4-0	Rowdey Jordan	4	--	Sacrifice fly to center field	0-0
47.	at Texas A&M	0-1	---				
48.	at Texas A&M	4-3	Justin Foscue	7	2	Solo home run to left field	4-1
49.	Memphis	10-9	Elijah MacNamee	8	1	2RBI double to right-center field	8-9
50.	at Ole Miss	2-0	Tanner Allen	3	2	RBI double to right field	0-0
51.	at Ole Miss	8-5	Tanner Allen	7	--	2RBI single to center field	2-4
52.	at Ole Miss	11-5	Justin Foscue	4	2	RBI double down the left-field line	5-3
53.	Louisiana Tech	7-3	Rowdey Jordan	3	1	2RBI double down the left-field line	2-0
54.	South Carolina	24-7	Rowdey Jordan	4	2	2RBI single up the middle	8-2
55.	South Carolina	11-2	Josh Hatcher	7	--	Solo home run to left field	2-2
56.	South Carolina	8-10	---				
57.	vs. LSU	6-5	Gunner Halter *	17	1	RBI single up the middle	5-5
58.	vs. Vanderbilt	0-1	---				
59.	vs. LSU	2-12	---				
60.	Southern	11-6	Jordan Westburg	7	1	2RBI single through the left side	6-6
61.	Central Michigan	7-2	Rowdey Jordan	1	2	RBI single to right field	2-0
62.	Miami (Fla.)	5-2	Dustin Skelton	4	2	RBI single up the middle	2-1



Inside the Series

Series Notes

- Mississippi State and Stanford will meet for just the third time in program history in the 2019 Starkville Super Regional.

Overall	Stanford leads 2-0
In Starkville	---
In Palo Alto	Stanford leads 1-0
Neutral Site Games	Stanford leads 1-0
NCAA Postseason Games	Stanford leads 2-0
- The first meeting between the two programs came at the 1990 College World Series, where Stanford won a 6-1 decision in an elimination game.
- The two teams met again in the postseason, this time in an elimination game at the 1996 Palo Alto Regional. The Cardinal won an 8-6 decision in that meeting.
- All time, Mississippi State is 27-28 against the PAC 12. The most frequent opponent is Arizona (17 meetings). The Diamond Dawgs have met nine of the 11 programs in the current alignment of the conference, never facing Cal or Utah.
- The first meeting between the conference and the Bulldogs came in 1967, when MSU lost to UCLA and defeated Washington at the Riverside National Tournament.

Recent Series History

Year	Location	Result
6/5/1990	Omaha, Neb.	L, 1-6
5/24/1996	Palo Alto, Calif.	L, 6-8

Week-by-Week Polls

Week	BA	CB	D1	BW	PG	USA	RPI
Preseason	9	27	14	13	17	15	--
Week 1 - Feb. 18	9	25	14	12	17	--	--
Week 2 - Feb. 25	9	16	12	11	17	--	--
Week 3 - March 4	8	8	7	7	6	8	64
Week 4 - March 11	7	5	6	5	5	5	75
Week 5 - March 18	2	2	2	2	2	4	39
Week 6 - March 25	2	4	2	3	2	2	18
Week 7 - April 1	5	10	8	9	6	8	28
Week 8 - April 8	5	10	6	T5	5	6	12
Week 9 - April 15	3	3	3	3	2	2	10
Week 10 - April 22	9	9	9	10	11	8	12
Week 11 - April 29	6	7	6	7	6	7	5
Week 12 - May 6	5	6	5	6	5	6	3
Week 13 - May 13	5	5	5	4	5	5	3
Week 14 - May 20	5	6	3	4	4	3	4
Week 15 - May 27	5	5	3	5	4	4	4
Week 16 - June 3	--	5	--	3	--	--	--
Final Poll							

BA - Baseball America, CB - Collegiate Baseball Newspaper, D1 - D1Baseball, BW - National Collegiate Baseball Writers Association, PG - Perfect Game, USA - USA Today Coaches Poll, RPI - NCAA RPI

(--) - No poll/RPI released by the publication.

In The Polls

Baseball America			Collegiate Baseball			D1Baseball			NCBWA			Perfect Game			USA Today/Coaches		
1. UCLA	47-8	1	1. UCLA	51-9	1	1. UCLA	47-8	1	1. UCLA	51-9	1	1. UCLA	47-8	1	1. UCLA	47-8	1
2. Vanderbilt	49-10	2	2. Vanderbilt	52-10	2	2. Vanderbilt	49-10	2	2. Vanderbilt	52-10	2	2. Vanderbilt	49-10	2	2. Vanderbilt	49-10	2
3. Stanford	41-11	3	3. Stanford	45-12	3	3. Mississippi State	46-13	3	3. Mississippi State	49-13	5	3. Stanford	41-11	3	3. Stanford	41-11	4
4. Arkansas	41-17	4	4. Arkansas	44-17	4	4. Stanford	41-11	4	4. Stanford	45-12	3	4. Mississippi State	46-13	4	4. Mississippi State	46-13	3
5. Mississippi State	46-13	5	5. Mississippi State	49-13	5	5. Arkansas	41-17	5	5. Arkansas	44-17	8	5. East Carolina	43-15	5	5. Arkansas	41-17	5
6. Georgia	44-15	6	6. Louisville	47-16	7	6. Georgia Tech	41-17	6	6. Texas Tech	42-17	6	6. Arkansas	41-17	6	6. Georgia	44-15	6
7. Georgia Tech	41-17	8	7. Oklahoma State	39-19	9	7. Georgia	44-15	7	7. Oklahoma State	39-19	9	7. Georgia Tech	41-17	8	7. Georgia Tech	41-17	8
8. East Carolina	43-15	7	8. East Carolina	47-16	10	8. Texas Tech	39-17	10	8. Louisville	47-16	10	8. Georgia	44-15	9	8. Louisville	43-15	7
9. Texas Tech	39-17	9	9. Texas Tech	42-17	13	9. Oklahoma State	36-18	11	9. East Carolina	47-16	11	9. Oklahoma State	36-18	16	9. East Carolina	43-15	9
10. Oklahoma State	36-18	15	10. North Carolina	45-17	14	10. East Carolina	43-15	8	10. North Carolina	45-17	13	10. Louisville	43-15	10	10. Texas Tech	39-17	10
11. Louisville	43-15	10	11. LSU	40-24	19	11. Louisville	43-15	9	11. LSU	40-24	16	11. Texas Tech	39-17	11	11. Oklahoma State	36-18	13
12. Ole Miss	32-23	21	12. Florida State	39-21	20	12. LSU	37-24	16	12. Ole Miss	40-25	17	12. UC Santa Barbara	45-9	7	12. North Carolina	42-17	19
13. UC Santa Barbara	45-9	12	13. Ole Miss	40-25	29	13. West Virginia	37-20	19	13. Michigan	44-19	NR	13. North Carolina	42-17	21	13. UC Santa Barbara	45-9	11
14. North Carolina	42-17	NR	14. Auburn	36-25	NR	14. Ole Miss	37-25	22	14. Georgia	46-17	4	14. Oregon State	36-18-1	12	14. Oregon State	36-18-1	12
15. LSU	37-24	16	15. Duke	34-25	NR	15. North Carolina	42-17	23	15. Auburn	36-25	NR	15. NC State	42-17	13	15. West Virginia	37-20	20
16. Oregon State	36-18-1	11	16. Michigan	44-19	NR	16. Oregon State	36-18-1	12	16. Georgia Tech	43-19	7	16. Miami (Fla.)	39-18	14	16. NC State	42-17	14
17. West Virginia	37-20	19	17. Georgia	46-17	6	17. Miami (Fla.)	39-18	17	17. Florida State	39-21	NR	17. Texas A&M	37-21-1	15	17. LSU	37-24	17
18. NC State	42-17	13	18. UC Santa Barbara	45-11	8	18. Texas A&M	37-21-1	13	18. Duke	34-25	NR	18. West Virginia	37-20	17	18. Ole Miss	37-25	23
19. Miami (Fla.)	39-18	14	19. Georgia Tech	43-19	11	19. UC Santa Barbara	45-9	14	19. West Virginia	38-22	15	19. LSU	37-24	18	19. Texas A&M	37-21-1	15
20. Texas A&M	37-21-1	17	20. Oregon State	36-20-1	12	20. NC State	42-17	15	20. Oregon State	36-20-1	12	20. UC Irvine	37-17	20	20. Miami (Fla.)	39-18	16
21. Fresno State	38-14-1	23	21. NC State	42-19	15	21. Baylor	34-17	18	21. Creighton	41-13	22	21. Ole Miss	37-25	NR	21. Baylor	34-17	18
22. Baylor	34-17	18	22. Central Michigan	47-14	16	22. Creighton	38-11	25	22. UC Santa Barbara	45-11	14	22. Creighton	38-11	NR	22. Tennessee	38-19	21
23. Creighton	38-11	25	23. Baylor	35-19	17	23. Indiana State	41-16	NR	23. Texas A&M	39-23-1	18	23. Indiana State	41-16	NR	23. Creighton	38-11	NR
24. Indiana	36-21	20	24. Miami (Fla.)	41-20	18	24. Dallas Baptist	41-18	24	24. Miami (Fla.)	41-20	20	24. Baylor	34-17	19	24. Indiana	36-21	24
25. Indiana State	41-16	NR	25. Fresno State	40-16-1	23	25. Cal	32-18	NR	25. Fresno State	40-16-1	23	25. Tennessee	38-19	24	25. Dallas Baptist	41-18	25
Poll as of 5/27/2019			26. Texas A&M	39-23-1	25	Poll as of 5/27/2019			26. Tennessee	40-21	25	Poll as of 5/27/2019			Poll as of 5/27/2019		
			27. West Virginia	38-22	22				27. Baylor	35-19	21						
			28. Southern Miss	40-21	28				28. Dallas Baptist	43-20	26						
			29. Arizona State	38-19	21				29. Connecticut	39-25	NR						
			30. Creighton	41-13	27				30. NC State	42-19	19						

2019 Opponents in Bold

Mangum's Record Watch

Career Hits - Mississippi State

Player (Seasons)	Hits
1. Jake Mangum (2016-present)	375
2. Jeffrey Rea (2004-07)	335
3. Richard Lee (1995-98)	328
4. Travis Chapman (1997-2000)	327
5. Steve Gendron (2001-04)	316

Career Hits - Southeastern Conference

Player (Seasons)	Hits
1. Jake Mangum, Mississippi State (2016-present)	375
2. Antoine Duplantis, LSU (2016-present)	354
3. Eddy Furniss, LSU (1995-98)	352
4. Preston Tucker, Florida (2009-12)	341
Jay Waggoner, Auburn (1992-95)	341
6. Jeffrey Rea, Mississippi State (2004-07)	335
7. Taylor Dugas, Alabama (2009-12)	334
8. Blake Dean, LSU (2007-10)	332
9. Richard Lee, Mississippi State (1995-98)	328
10. Travis Chapman, Mississippi State (1997-00)	327
Jason Williams, LSU (1993-96)	327
12. Andy Phillips, Alabama (1996-99)	322
13. Mark Ellis, Florida (1996-99)	319
14. Steve Gendron, Mississippi State (2001-04)	316
15. Chris Burke, Tennessee (1999-01)	314

Batting Average

Player (Seasons)	H-AB	Avg.
1. Will Clark (1983-85)	209-534	.391
2. Mark Gillaspie (1980-81)	139-362	.384
3. Rafael Palmeiro (1983-85)	268-720	.372
4. Jimmy Bragan (1948-50)	86-233	.369
5. Jackie Parker (1953-54)	52-142	.366
Tommy Raffo (1987-90)	278-760	.366
7. Braxton Nail (1952-55)	55-152	.362
8. Dan Paradoa (1986-87)	159-441	.361
9. Brian Wiese (1996-99)	242-674	.359
10. Mike Kelley (1976-79)	267-748	.357
11. Jake Mangum (2016-present)	372-1,039	.356

Career At-Bats - Mississippi State

Player (Seasons)	At-Bats
1. Jake Mangum (2016-present)	1,052
2. Jeffrey Rea (2004-07)	998
3. Steve Gendron (2001-04)	994
4. Matthew Maniscalco (2000-03)	993
5. Richard Lee (1995-98)	967

Career At-Bats - Southeastern Conference

Player (Seasons)	At-Bats
1. Antoine Duplantis (2016-Present)	1,098
2. Jake Mangum (2016-present)	1,052
3. Preston Tucker, Florida (2009-12)	1,035
4. Jason Williams, LSU (1993-96)	1,019
5. Blair Barbier, LSU (1997-2000)	1,000
6. Jeffrey Rea (2004-07)	998

Career Runs

Player (Seasons)	Runs
1. Dan Van Cleve (1981-85)	232
2. Burke Masters (1987-90)	227
3. Jake Mangum (2016-present)	221
4. Rafael Palmeiro (1983-85)	224
5. Travis Chapman (1997-2000)	221

Mangum's Mastery

SEC Hit King

- Senior **Jake Mangum** used a second-inning single against No. 3 Georgia to break a 21-year-old Southeastern Conference record and become the conference's all-time hits leader.
- Mangum passed LSU's **Eddy Furniss** (352; 1995-98) and now has 375 career hits.
- The SEC career hits record has been closely watched by both MSU and LSU fans all season, as Tiger's senior **Antoine Duplantis** has 354 career hits.
- His career total of 375 hits also make him Mississippi State's Hit King, as he passed **Jeffrey Rea** (335; 2004-07) with his third hit in the series opening victory at Tennessee on April 5.
- For his career, Mangum averages 1.46 hits per game.
- The NCAA record books will now list the top 14 student-athletes in career hits, as Mangum jumped onto the list with his 355th hit in the series finale versus Georgia and continues to climb.

Career Hits - NCAA

1. Phil Stephenson, Wichita State (1979-82)	418
2. Khalil Greene, Clemson (1999-2002)	403
3. Steve Stanley, Notre Dame (1999-2002)	385
4. John Fishel, Cal State Fullerton (1982-85)	379
5. Jake Mangum, Miss. State (2016-present)	375
6. Jim Thomas, Wichita State (1979-82)	373
7. Tim Raley, Wichita State (1984-87)	370
8. John Gall, Stanford (1997-2000)	368
9. Jake Weber, NC State (1995-98)	366
10. Philip Hartig, The Citadel (1998-2001)	360
11. Gary Cooper, BYU (1983-86)	359
12. Sam Fuld, Stanford (2001-04)	356
13. Sonny Meade, The Citadel (2006-09)	355
Chris Campbell, Col. of Charleston (2004-07)	355

Leading Off

- Senior **Jake Mangum** has played in 257 career games and hit in the leadoff spot in 212 of those contests.
- In 212 plate appearances to start a game (bottom or top of the first inning), Mangum has been a true table setter on 86 occasions.
- Mangum owns 67 hits in the first plate appearance of the game, giving him a hit in 31.6% of his game-starting appearances.
- Add in his 14 walks and five hit-by-pitch and Mangum has been on base after his first plate appearance 40.5% of the time.

Mangum's Milestones

- As senior Jake Mangum moves up the Mississippi State and Southeastern Conference career hits charts, below are his milestone hits.
 - 1st hit - Alcorn State, March 11, 2016
 - 8th career game
 - 100th hit - Indiana State, Feb. 25, 2017
 - 70th career game (62 game between)
 - 200th hit - Southeastern Louisiana, March 14, 2018
 - 144th career game (74 games between)
 - 300th hit - Grambling, March 13, 2019
 - 212th career game (68 games between)
 - 336th hit - at Tennessee, April 5, 2019 (MSU Record)
 - 226th career game (14 games between)
 - 353rd hit - Georgia, April 27, 2019 (SEC Record)
 - 239th career game (13 games between)

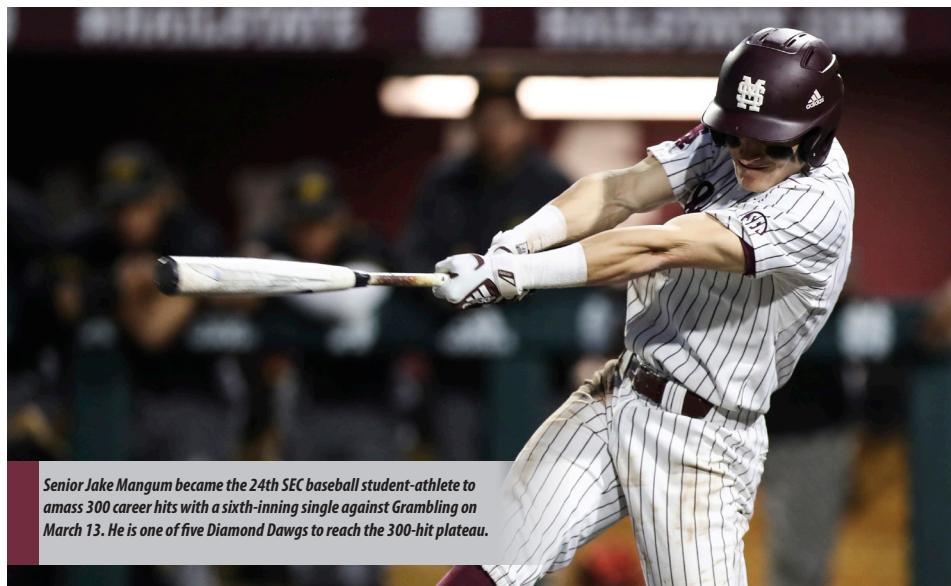
NCAA Active Leaders

- Senior **Jake Mangum** currently leads all active NCAA Division I baseball student-athletes in hits at 375, while the Pearl, Mississippi native is also among the top 50 in nine other categories.


Rank	Statistic	Value
1	Hits	375
2	At Bats	1,052
3	Runs	225
3	Games Played	257
4	Doubles	71
5	Total Bases	481
23	Batting Average	.356
15	Hit by Pitch	42
32	Stolen Bases	55
45	Triples	10

Reaching Base

- In 62 games in 2019, senior **Jake Mangum** has reached base safely in 54 of those.
- The senior owns at least one hit in 197 of 238 games started (82.8%), 205 of 253 games with at least one plate appearance (81.0%) and 205 of 257 games played (79.7%)
- Has reached base in 214 of 237 games started (90.3%), 224 of 253 games with at least one plate appearances (88.5%) and 224 of 257 games played (87.2%)
- Along those same lines, Mangum has posted 109 career multi-hit games, which gives him multiple hits in 42.4% of his career games played.



Senior Jake Mangum became the 24th SEC baseball student-athlete to amass 300 career hits with a sixth-inning single against Grambling on March 13. He is one of five Diamond Dawgs to reach the 300-hit plateau.



Mississippi State is HitU

- With a sixth-inning single against Grambling on March 13, senior **Jake Mangum** joined an exclusive group of Southeastern Conference baseball student-athletes.
- That hit pushed Mangum into the 300-hit club, making him one of just 25 SEC baseball student-athletes to reach the mark, including one of five Diamond Dawgs.
- Mangum joins the following MSU student-athletes to post 300 hits;

Jake Mangum (375; 2016-present)

Jeffrey Rea (335; 2004-07)
Richard Lee (328; 1995-98)
Travis Chapman (327; 1997-2000)
Steve Gendron (316; 2001-04)

- While LSU (6) and Alabama (5) also have at least five student-athletes among the top 25 all-time hit leaders, State holds the distinction of all five 300-hit club members ranking in the top-15.
- With Rea, Lee, Chapman, Gendron and Mangum each sitting among the top-15 in SEC career hits, only LSU (4) has more than two. Alabama and Florida have two, while Auburn and Tennessee have one apiece.

Mangum With Back-to-Back C-Notes

- Senior **Jake Mangum** became the fifth Diamond Dawg in program history to collect 100 hits in a season during the 2018 campaign and followed that up by becoming the only MSU baseball student-athlete with back-to-back 100-hit seasons in 2019.
- "The Mayor" posted 101 hits in 2018, the fourth-most in a single-season in MSU history and sits at 100 hits entering the NCAA Starkville Super Regional.
- His 100-hit season in 2018 was the first since **Adam Frazier** did it during the 2013 campaign, logging a school-record 107 hits.
- The complete list of Bulldogs with 100-plus hits in a season is below;
Adam Frazier (107; 2013)
Brian Wiese (103; 1998)
Tommy Raffo (102; 1989)
Jake Mangum (101; 2018)
Richard Lee (100; 1997)
Jake Mangum (100; 2019)

Mangum With Back-to-Back C-Notes - SEC Edition

- Senior **Jake Mangum** joined a select group of Southeastern Conference hitters when he posted his second 100-hit season in 2019.
- He was the first SEC hitter to go back-to-back with 100 hits in a season since Chris Burke did so in 2000 and 2001 and is just the fourth SEC baseball student-athlete with back-to-back 100-hit seasons.
Chris Burke, Tennessee - 2000 (109) and 2001 (118)
Todd Walker, LSU - 1992 (100) and 1993 (109)
Wes Grisham, LSU - 1989 (106) and 1990 (100)

Mangum's Record Watch (cont.)

Career Doubles - Mississippi State

<i>Player (Seasons)</i>	<i>Doubles</i>
1. Travis Chapman (1997-2000)	71
Jake Mangum (2016-present)	71
3. Richard Lee (1995-98)	66
4. Pete Young (1987-89)	56
5. Dan Van Cleve (1981-85)	55

Career Doubles - Southeastern Conference

<i>Player (Seasons)</i>	<i>Doubles</i>
1. Eddy Furniss (1995-1998)	87
2. Doug Radziewicz, Georgia (1988-91)	80
3. Chris Burke, Tennessee (1999-01)	72
4. Todd Faulkner, Auburn (1998-01)	71
Travis Chapman, Mississippi State (1997-00)	71
Jake Mangum, Mississippi State (2016-present)	71
7. Preston Tucker, Florida (2009-12)	70
8. Adam Swann, Georgia (1999-2002)	69
9. Gabe Gross, Auburn (1999-01)	68
Ryan Lundquist, Arkansas (1996-99)	68

Career Triples

<i>Player (Seasons)</i>	<i>Triples</i>
1. Mike Kelley (1976-79)	20
2. Ted Milton (1969-72)	14
3. Brad Winkler (1980-83)	12
4. Matthew Maniscalco (2000-03)	11
5. Rex Buckner (1990-93)	10
Jeff Butts (2003-06)	10
Ryan Collins (2008-11)	10
Jake Mangum (2016-present)	10
9. Cody Brown (2014-17)	9
Gator Thiesen (1984-85)	9
Tracy Echols (1986-87, 89-90)	9
Jeffrey Rea (2004-07)	9

Career Total Bases

<i>Player (Seasons)</i>	<i>Total Bases</i>
1. Richard Lee (1995-98)	544
2. Rafael Palmeiro (1983-85)	530
3. Travis Chapman (1997-2000)	482
4. Jake Mangum (2016-present)	481
5. Tommy Raffo (1987-90)	477

Career Stolen Bases

<i>Player (Seasons)</i>	<i>Stolen Bases</i>
1. Mike Kelley (1976-79)	79
2. Dan Van Cleve (1981-85)	70
3. Brad Winkler (1980-83)	60
4. Jake Mangum (2016-present)	55
5. Dave Klipstein (1979-82)	54
Grant Hogue (2008-09)	54
7. Pete White (1980-83)	51
8. Matthew Maniscalco (2000-03)	46
Jacob Robson (2013-16)	46
10. Jeffrey Rea (2004-07)	43

Career Games Played

<i>Player (Seasons)</i>	<i>Games Played</i>
1. Jake Mangum (2016-present)	257
Burke Masters (1987-90)	251
3. Richard Lee (1995-98)	248
Travis Chapman (1997-2000)	248
5. Brad Freeman (1995-98)	246
Matthew Maniscalco (2000-03)	246

Breaking Jake Down

The Southeastern Conference's all-time hits leader has done it many ways and below is a breakdown of senior **Jake Mangum's** 372 hits.

<i>Multi-Hit</i>	<i>(2)</i>	<i>(3)</i>	<i>(4)</i>	<i>(5+)</i>	<i>Total</i>
Fr.	11	7	3	1	22
So.	18	6	3	--	27
Jr.	19	9	1	1	30
Sr.	18	7	3	2	29
Totals	66	29	10	4	109

<i>Batting</i>	<i>Fr.</i>	<i>So.</i>	<i>Jr.</i>	<i>Sr.</i>	<i>Total</i>
Right-handed	13	30	29	27	99
Left-handed	71	60	72	73	276
Lead-off Hit	13	13	22	20	68

- First at bat of the top or bottom of the first inning

With 2 Outs	14	29	26	21	90
Runners in	19	28	28	30	105
Scoring Position					

<i>By Site</i>	<i>Fr.</i>	<i>So.</i>	<i>Jr.</i>	<i>Sr.</i>	<i>Total</i>
Home	43	49	39	68	199
Away	30	33	32	26	121
Neutral	11	8	30	6	55

<i>In the Order</i>	<i>Fr.</i>	<i>So.</i>	<i>Jr.</i>	<i>Sr.</i>	<i>Total</i>
Leadoff	64	70	101	100	335
2nd	12	--	--	--	12
3rd	--	11	--	--	11
4th	1	--	--	--	1
5th	2	9	--	--	11
6th	1	--	--	--	1
7th	--	--	--	--	--
8th	2	--	--	--	2
9th	2	--	--	--	2

Breaking Down the Wins

Comeback Wins (25)

Date	Opp.	Deficit(s)	Final
2/15	Youngstown State	0-3	14-3
2/16-1	Youngstown State	0-2	14-2
2/20	UAB	0-2	3-2
3/1	vs. Sam Houston State	2-4	5-4
3/10	Maine	6-7	9-8
3/13	Grambling	0-1	18-1
3/15	at Florida	0-1	6-5
3/19	Little Rock	0-4	15-4
3/20	at Samford	0-4	6-4
3/24	Auburn	2-4, 5-12, 13-15	20-15
3/26	Mississippi Valley State	0-3	18-5
3/28	LSU	0-2	6-5
4/5	at Tennessee	1-2	6-3 (11 Inn.)
4/7	at Tennessee	0-2	7-5
4/10	South Alabama	0-1	7-5
4/23	vs. Ole Miss	0-1	8-1
4/26	Georgia	0-1	19-3
5/8	Memphis	0-7, 8-9	10-9
5/11	at Ole Miss	0-2, 2-4	8-5
5/12	at Ole Miss	0-1, 1-2	11-5
5/16	South Carolina	0-2	24-7
5/17	South Carolina	0-2	11-2
5/23	vs. LSU	4-5	6-5 (17 Inn.)
5/31	Southern	2-4	11-6
6/2	Miami (Fla.)	0-1	5-2

Big Innings (21)

Date	Opp.	Inn.	Runs.
2/15	YSU	8	11
2/26	Jackson State	3	5
		7	8
3/6	UAPB	7	8
3/13	Grambling	5	5
		6	5
3/19	Little Rock	6	8
3/23	Auburn	1	5
		8	7
3/24	Auburn	8	5
3/26	MVSU	8	8
4/3	ULM	1	7
		4	10
4/13	Alabama	7	5
4/26	Georgia	6	5
5/11	at Ole Miss	7	6
5/12	at Ole Miss	4	9
5/16	South Carolina	4	5
		5	7
		8	5
5/17	South Carolina	8	5

NOTE: Big Innings consists of five or more runs scored.

Mangum Among SEC Elite

- Senior **Jake Mangum** joined some elite company when he was named to the All-SEC first team following the 2019 regular season.
- Mangum became the first Mississippi State baseball student-athlete to earn three selections to the first-team All-SEC squad. He was also a second-team All-SEC pick during his sophomore season.
- Since the conference was established in 1933, only 16 SEC baseball student-athletes have earned three first-team All-SEC selections;

Alabama

Jack Kubiszyn, 1956-58
Dave Magadan, 1981-83

Auburn

Andy Merchant, 1970-72
Frank Thomas, 1987-89

Florida

Mike Stanley, 1982, 84-85

Kentucky

Frank Ramsey, 1951-53
Derek Bryant, 1971-73

LSU

Todd Walker, 1992-94

Ole Miss

Bernie Schreiber, 1954-56
Jake Gibbs, 1959-61
Donnie Kessinger, 1962-64
Jimmy Yawn, 1965-67

Mississippi State

Jake Mangum, 2016, 18-19

Tennessee

Bobby Tucker, 1970-73

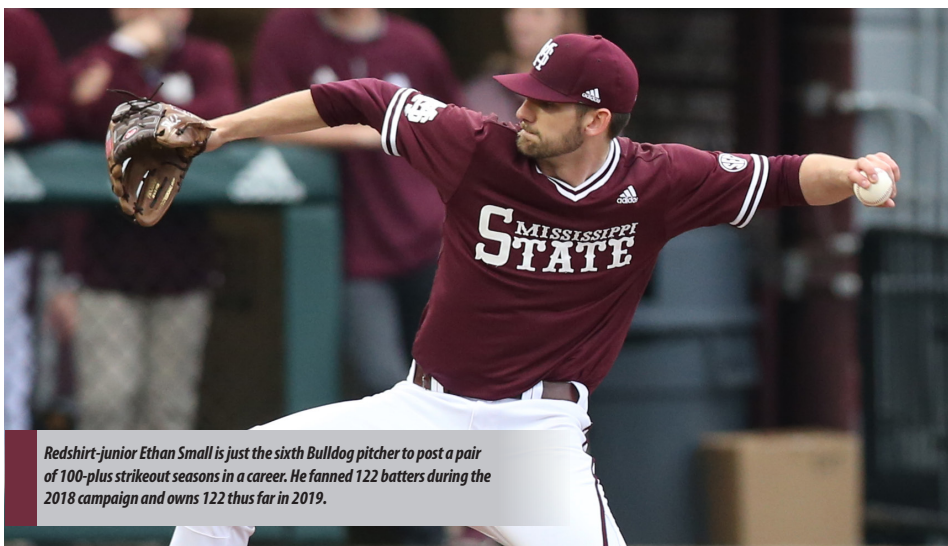
Vanderbilt

Pedro Alvarez, 2006-08
Scotti Madison, 1978-80





Nothing Small About It



Redshirt-junior Ethan Small is just the sixth Bulldog pitcher to post a pair of 100-plus strikeout seasons in a career. He fanned 122 batters during the 2018 campaign and owns 122 thus far in 2019.

Raking in the Ks

- Redshirt-junior **Ethan Small** became just the 18th Mississippi State pitcher to record at least 100 strikeouts in one season during the 2018 campaign moved past the 100-strikeout mark in his 10th start of 2019.
- After missing the 2017 season due to injury, Small sat down 122 batters via strikeout in 2018, the eighth-highest total in State history. **MORE ON PAGE 12 SIDE BAR**
- With his sixth strikeout at No. 10 Arkansas, Small moved his named into rare company as the sixth Bulldog pitcher to strikeout 100-plus batters twice in a career.
- The other five Bulldogs to posted multiple 100-plus strikeout seasons in program history; **Jeff Brantley** (1984, 85), **Eric DuBose** (1995, 96, 97), **Matt Ginter** (1998, 99), **Konnor Pilkington** (2017, 18) and **B.J. Wallace** (1991, 92).
- Overall, Small has 302 career punch outs in 49 appearances. His season total sits at 160 in 16 starts (10.00 per start).

Fanning Double-Digits

- In his third season on the mound for State, **Ethan Small** opened the 2019 campaign with a then-career-high 11 strikeouts versus Youngstown State, including the first five batters he faced.
- He followed that up with a then-career-best 13 strikeouts in seven one-hit innings against No. 21 Southern Miss. He didn't walk a batter for the second-straight contest.
- He produced a career-best 15 Ks versus Alabama on April 12 in only six innings of work, with 15 of 18 outs ending at the plate.
- Small also has double-digit strikeout performances versus Maine (10) on March 8, at No. 4 Florida (11) on March 15, against LSU (10) on March 28, at Tennessee (11) on April 5, versus No. 3 Georgia (11) on April 26, at Ole Miss (10) on May 10, versus Vanderbilt (11) on May 23 in the SEC Tournament and versus Central Michigan (10) on June 1.
- Of his 12-career double-digit strikeout games, 11 of those have come in 2019.

NCAA Actives

- Even without moving into a starting role until his second year on the mound, redshirt-junior **Ethan Small** still ranks among the NCAA active leaders in a pair of categories.
- The Lexington, Tennessee native is among the active Division I career leaders in a pair of categories;

Rank	Statistic	Value
8	Strikeouts Per Nine Innings	13.09
6	Strikeouts	302

SEC Pitcher of the Week

- After not allowing a hit in seven scoreless innings at No. 15 Texas A&M on May 3, redshirt-junior Ethan Small earned his first-career SEC Pitcher of the Week honor.
- The conference honor is the first pitcher of the week accolade earned by a Diamond Dawg since the 2016 season, when **Dakota Hudson** earned the award on three occasions.
- Against the nationally-ranked Aggies, Small retired the first 19 batters he faced in the series opener on his way to seven hitless, shutout innings. The left-hander posted eight strikeouts, allowing just two base runners in the contest.
- Small was perfect six innings, but after recording the first out of the seventh inning, he lost his perfect game with a hit-by-pitch and followed that with a walk. He then got a flyout and struck out the final batter he faced in his sixth win of the season.

K to BB

- While the strikeout numbers have been impressive for redshirt-junior **Ethan Small**, he has also held down the walk numbers throughout his career.
- In 207 2/3 career innings pitched, Small has walked only 70 batters to 302 strikeouts. That equates into a 4.31 K-to-BB ratio.
- To start the 2019 campaign, Small went 80-straight plate appearances before issuing his first walk.

Small Owns Four National POTW Honors

- Redshirt-junior **Ethan Small** has earned three National Player of the Week recognitions during the 2019 season, grabbing Weekly Honor Roll accolades from Collegiate Baseball Newspaper each time. **MORE ON PAGE 19 SIDEBAR**
- His first honor came after striking out a career-high 13 batters in his week two start versus No. 21 Southern Miss. The left-hander allowed just one hit and hit a batter, with neither advancing to second base.
- Small's second honor came after an 11-strikeout outing against No. 4 Florida in Gainesville. The left-hander tossed six innings and allowed just two hits to earn his second-straight victory. He struck out at least one batter in each of his six innings, with multiple Ks in five of those frames.
- The third honor came after Small produced 15 of his 18 out via the strikeout in a six-inning start against Alabama. He scattered three hits and three walks, while not allowing a run in the outing. The fanned the first five batters he faced and added a string of seven-straight hitters retired - all by strikeout.
- Small was also honored after his hitless, scoreless outing at No. 15 Texas A&M on May 3. **MORE IN SEC NOTE ABOVE**

Small's Record Watch

100-plus Strikeout Seasons

Player (Season)	Strikeouts
1. Eric Dubose (1996)	So. 174
2. Ethan Small (2019)	Jr. 160
3. B.J. Wallace (1992)	Jr. 145
Eric Dubose (1997)	Jr. 145
5. Gary Rath (1994)	Sr. 141
6. Jeff Brantley (1985)	Sr. 136
7. Chris Stratton (2012)	Jr. 127
8. Ethan Small (2018)	So. 122
9. Hank Thoms (1999)	Sr. 121
10. Jeff Brantley (1984)	Jr. 115
Dakota Hudson (2016)	Jr. 115
12. Konnor Pilkington (2017)	So. 111
13. Eric Dubose (1995)	Fr. 109
14. Jon Harden (1992)	Sr. 108
Matt Ginter (1999)	Sr. 108
16. Konnor Pilkington (2018)	Jr. 107
17. B.J. Wallace (1991)	So. 104
18. JT Ginn (2019)	Fr. 103
19. Frank Montgomery (1962)	Jr. 102
20. Paul Maholm (2003)	Jr. 101
Carlton Loewer (1993)	So. 101
22. Matt Ginter (1998)	So. 100
Jacob Lindgren (2014)	Jr. 100
Ken Kurtz (1979)	Jr. 100

Career Strikeouts

Player (Seasons)	Strikeouts
1. Eric DuBose (1995-97)	428
2. Jeff Brantley (1982-85)	364
3. Ethan Small (2016-present)	302
4. Chris Stratton (2010-12)	279
5. Paul Maholm (2001-03)	273
5. B.J. Wallace (1990-92)	271
7. Matt Ginter (1996-99)	269
8. Mike Proffitt (1969-72)	265
9. Don Robinson (1975-78)	262
10. Carlton Loewer (1992-94)	261

Single Season Strikeouts - Southeastern Conference

Player (Seasons)	Strikeouts
1. Ben McDonald, LSU (1989)	202
2. David Price, Vanderbilt (2007)	194
3. John Powell, Auburn (1993)	191
4. Derek Lilliquist, Georgia (1987)	190
5. Eric DuBose, Mississippi State (1996)	174
6. Carson Fulmer, Vanderbilt (2015)	167
7. Tim Hudson, Auburn (1997)	165
8. Dave Flemming, Georgia (1990)	163
9. Ethan Small, Mississippi State (2019)	160
10. Anthony Ranaudo, LSU (2009)	159

Career Reliever Lists

Single Season Saves

Player (Seasons)	Saves
1. Jonathan Holder (2013)	21
2. Spencer Price (2017)	14
3. Scott Tanksley (1994)	13
Van Johnson (1997)	13
5. Adam Larson (2000)	12
Caleb Reed (2011)	12
7. Cole Gordon (2019)	11
8. Jay Powell (1991)	10
Van Johnson (1998)	10
10. Caleb Reed (2012)	9
Jonathan Holder (2012)	9

Career Saves

Player (Seasons)	Saves
1. Jonathan Holder (2012-13)	37
2. Van Johnson (1995-98)	29
3. Scott Tanksley (1993-95)	24
4. Caleb Reed (2009-12)	21
5. Pete Young (1987-89)	19
6. Jay Powell (1991-93)	17
7. Bryan Hardwick (1979-80, 1982)	16
Cole Gordon (2016-present)	16
8. Adam Larson (1999-2001)	15
9. Aaron Weatherford (2006-08)	14
Spencer Price (2017-present)	14

Career Relief Appearances

Player (Seasons)	RA
1. Van Johnson (1995-98)	115
2. Jon Harden (1989-92)	110
3. Caleb Reed (2009-12)	92
4. Ross Mitchell (2012-15)	86
5. Jonathan Holder (2012-14)	81
6. Chad Gironi (2010-13)	78
7. Scott Tanksley (1993-95)	75
8. Pete Young (1987-89)	72
9. Scott Polk (1995-99)	71
Saunders Ramsey (2002-05)	71
---	---
-- Riley Self (2017-present)	70

'Penning It Down

Gordon's Scoreless Streak

- Graduate **Cole Gordon** nearly equaled the MSU record for consecutive scoreless innings pitched, as he ran a streak of 25 innings without giving up a run.
- Gordon's streak was just shy of **Jonathan Holder's** 27 1/3 innings of scoreless work during the 2012 season and ranks third in program history, just shy of **Bobby Reed's** 25 1/3-straight scoreless innings in 1988.
- The streak began with a scoreless ninth inning against Oklahoma in the fourth game of the 2018 Tallahassee Regional and ended with a one-out sacrifice fly versus Maine on March 10, 2019.
- During the stretch, Gordon has accomplished the following; vs. Oklahoma (6/3): 6.0 IP, 7 H, 4 R, 2 BB, 10 K - **Win**
The final inning was scoreless, with 3K, 1 HPB, 1 BB at Vanderbilt (6/8): 3.1 IP, 1 H, 1 BB, 3 K at Vanderbilt (6/10): 3.2 IP, 2 H, 3 BB, 7 K vs. Washington (6/16): 0.1 IP, 1 H vs. North Carolina (6/19): 3.0 IP, 1 H, 2 K - **Save** vs. Oregon State (6/23): 4.1 IP, 1 H, 3 K Youngstown State (2/15): 1.0 IP, 2 K - **Win** UAB (2/20): 2.0 IP, 2 H, 1 BB, 4 K - **Save** Southern Miss (2/24): 2.0 IP, 3 BB, 2 K - **Win** vs. Sam Houston State (3/1): 1.0 IP, 1 H, 1 K - **Save** vs. Texas Tech (3/2): 1.0 IP, 2 K - **Save** East Carolina (3/5): 1.0 IP, 4 K - **Save** Maine (3/10): 1.0 IP, 2 K
- During the streak, Gordon allowed nine hits, nine walks and hit one batter. He struck out 35 to go along with a 3-0 record and five saves in the 10 appearances.
- Along with his work on the mound, Gordon also wears the SEC Graduate patch, signifying an SEC student-athlete that has already completed their degree.
- He owns degrees in business administration and marketing. Gordon is currently working towards his MBA.

MORE ON PAGE 20

A Trusty 'Pen

- Everyone needs a trusty pen. Be it for note taking, making a grocery list or, as a head baseball coach, somewhere you can go to get big outs late in games.
- Through 62 games, the Mississippi State bullpen has been just that for head coach **Chris Lemonis** and pitching coach **Scott Foxhall**, posting a 3.87 ERA.
- The 'pen has posted 21 wins and collected 16 saves. Fourteen relievers have racked up 272 innings to help the Dawgs to a 49-13 record. **MORE ON PAGE 18 & 33**
- Fourteen different relievers have combined to allow just 136 earned runs on 245 hits. The group owns 310 strikeouts and 123 walks.

Liebelt Thriving as a Senior

- Senior **Jared Liebelt** (Lee-belt) spent his first two collegiate seasons at Waubesa (Ill.) Community College, before the Aurora, Illinois native made his way to Starkville.
- After appearing in 12 games during the 2018 campaign and throwing just 13 innings, Liebelt has enjoyed a breakout senior season.
- His 2018 campaign featured 21 runs (19 earned) on 21 hits. He walked eight batters and struck out seven.
- In 2019, Liebelt surpassed his strikeout total from the previous season by appearance No. 5 and enters the week with 28 appearances.
- On the season, the right hander has 30 strikeouts and just seven walks in 45 innings. He has allowed just 42 hits.
- Below is a look at his two seasons at MSU;

	App	IP	H	R	ER	BAA	BB	K	HBP
2018	12	13.0	21	21	19	.362	8	7	7
2019	30	49.1	48	22	15	.255	9	32	3





Pen Production

Below is a listing of decisions (win or loss), holds and saves from the Mississippi State bullpen in 2019.

NOTE: A hold occurs when a relief pitcher enters the game in a save situation and maintains the team's lead, while recording at least one out. In order for a pitcher to be credited with a hold one of two conditions must be met: 1) He enters with a lead of three runs or less and maintains that lead while recording at least one out. 2) He enters the game with the tying run on-deck, at the plate or on the bases, and records an out.

Opponent (Date)	Result	Pitcher	Line	Opponent (Date)	Result	Pitcher	Line
Youngstown State (2/15)	Win (1)	Gordo, Cole	1.0 IP, 2 K	LSU (3/28)	Save (7)	Gordon, Cole	1.1 IP, 1 H, 3 K
UAB (2/20)	Win (1)	Self, Riley	1.0 IP, 1 BB	ULM (4/3)	Win (1)	Smith, Brandon	0.2 IP, 1 H
UAB (2/20)	Save (1)	Gordon, Cole	2.0 IP, 2 H, 1 BB, 4 K	at Tennessee (4/5)	Win (2)	Barlow, Trysten	1.0 IP
Southern Miss (2/22)	Loss (1)	Barlow, Trysten	1.0 IP, 1 R, 1 ER, 1 BB, 1 K	at Tennessee (4/7)	Win (1)	James, Keegan	3.0 IP, 1 H, 1 R, 1 ER, 1 K
Southern Miss (2/24)	Win (2)	Gordon, Cole	2.0 IP, 3 BB, 2 K	at Tennessee (4/7)	Hold (4)	Barlow, Trysten	2.0 IP, 3 H, 2 R, 2 ER, 2 K
vs. Sam Houston State (3/1)	Win (1)	Barlow, Trysten	0.1 IP, 1 K	at Tennessee (4/7)	Save (3)	Liebelt, Jared	3.0 IP, 2 H, 2 K
vs. Sam Houston State (3/1)	Save (2)	Gordon, Cole	1.0 IP, 1 H, 1 K	South Alabama (4/10)	Win (2)	Smith, Brandon	2.1 IP, 4 H, 2 R, 2 ER
vs. Texas Tech (3/2)	Hold (1)	White, Colby	1.0 IP, 2 K	South Alabama (4/10)	Hold (2)	Self, Riley	2.0 IP, 4 H, 2 R, 2 ER, 2 K
vs. Texas Tech (3/2)	Save (3)	Gordon, Cole	1.0 IP, 2 K	South Alabama (4/10)	Save (8)	Gordon, Cole	2.0 IP, 1 H, 1 BB, 4 K
East Carolina (3/5)	Hold (1)	Eagan, Jack	1.0 IP, 1 H	Alabama (4/13)	Hold (1)	James, Keegan	1.2 IP, 1 H, 1 R, 1 ER, 1 BB, 2 K
East Carolina (3/5)	Hold (1)	Plumlee, Peyton	3.0 IP, 1 H, 1 R, 1 ER, 1 BB, 4 K	Alabama (4/13)	Hold (5)	Barlow, Trysten	1.1 IP, 1 H, 1 K
East Carolina (3/5)	Hold (1)	Barlow, Trysten	1.0 IP, 1 H, 3 K	Texas Southern (4/16)	Win (2)	White, Colby	1.0 IP, 1 K
East Carolina (3/5)	Hold (2)	White, Colby	1.0 IP, 1 K	vs. Ole Miss (4/23)	Win (3)	Barlow, Trysten	1.1 IP, 1 H, 2 K
East Carolina (3/5)	Save (4)	Gordon, Cole	1.0 IP, 4 K	Georgia (4/28)	Hold (3)	Liebelt, Jared	1.1 IP, 2 H, 1 R, 1 ER, 1 K
Arkansas-Pine Bluff (3/6)	Hold (1)	Self, Riley	2.0 IP, 1 H, 1 K	Georgia (2/28)	Hold (1)	Gordon, Cole	0.1 IP, 1 BB, 1 K
Arkansas-Pine Bluff (3/6)	Hold (1)	Price, Spencer	1.0 IP, 2 BB	at Texas A&M (5/4)	Save (4)	Liebelt, Jared	1.0 IP, 2 H, 1 K
Arkansas-Pine Bluff (3/6)	Hold (1)	Smith, Brandon	1.0 IP, 1 H, 1 K	Memphis (5/8)	Blown Save (1)	Barlow, Trysten	1.0 IP, 1 H, 2 R, 2 ER, 2 BB, 3 K
Maine (3/8-1)	Save (1)	Liebelt, Jared	3.0 IP, 4 H, 1 R, 1 ER, 3 K	Memphis (5/8)	Win (4)	Gordon, Cole	2.0 IP, 2 K
Maine (3/8-2)	Hold (2)	Smith, Brandon	1.0 IP, 2 K	at Ole Miss (5/10)	Save (5)	Liebelt, Jared	4.0 IP, 3 H, 2 K
Maine (3/10)	Win (1)	White, Colby	1.0 IP, 1 K	at Ole Miss (5/11)	Hold (4)	Smith, Brandon	0.1 IP
Maine (3/10)	Save (5)	Gordon, Cole	1.0 IP, 2 H, 1 R, 1 ER, 1 BB	at Ole Miss (5/11)	Hold (6)	White, Colby	1.0 IP, 3 K
Grambling (3/13)	Win (3)	Cerantola, Eric	2.0 IP, 1 R, 0 ER, 3 BB, 4 K	at Ole Miss (5/11)	Save (9)	Gordon, Cole	1.0 IP, 1 H, 1 K
at Florida (3/15)	Hold (1)	Liebelt, Jared	1.0 IP, 1 K	Louisiana Tech (5/14)	Hold (2)	James, Keegan	3.0 IP, 4 H, 1 R, 1 ER, 1 BB, 2 K
at Florida (3/15)	Hold (3)	White, Colby	1.0 IP, 2 H, 1 R, 1 ER	South Carolina (5/17)	Win (3)	White, Colby	1.0 IP, 1 BB, 2 K
at Florida (3/16)	Save (2)	Liebelt, Jared	2.2 IP, 1 H, 1 R, 1 ER, 2 K	vs. LSU (5/22)	Blown Save (1)	Liebelt, Jared	1.1 IP, 2 H, 2 R, 2 ER
Little Rock (3/19)	Win (1)	Eagan, Jack	1.1 IP, 1 BB, 3 K	vs. LSU (5/22)	Win (2)	James, Keegan	2.2 IP, 2 H, 1 R, 1 ER, 2 BB, 1 K
Little Rock (3/19)	Hold (3)	Smith, Brandon	4.0 IP, 1 H, 1 BB, 5 K	Southern (5/31)	Win (2)	Liebelt, Jared	3.1 IP, 4 H, 2 R, 2 ER, 1 BB, 2 K
at Samford (3/20)	Win (1)	Spring, Tyler	2.0 IP, 1 H, 3 K	Southern (5/31)	Save (10)	Gordon, Cole	2.0 IP, 1 H, 1 BB, 6 K
at Samford (3/20)	Hold (2)	Barlow, Trysten	1.0 IP, 1 K	Miami (Fla.) (6/2)	Hold (6)	Barlow, Trysten	1.0 IP, 1 BB
at Samford (3/20)	Hold (4)	White, Colby	1.0 IP, 1 H, 2 K	Miami (Fla.) (6/2)	Hold (7)	White, Colby	1.0 IP, 1 H, 2 K
at Samford (3/20)	Save (6)	Gordon, Cole	1.0 IP, 3 K	Miami (Fla.) (6/2)	Hold (4)	Liebelt, Jared	1.0 IP, 2 H, 1 BB
Auburn (3/22)	Hold (2)	Liebelt, Jared	0.2 IP, 2 H, 2 R, 2 ER	Miami (Fla.) (6/2)	Save (11)	Gordon, Cole	1.0 IP, 1 K
Auburn (3/22)	Hold (3)	Barlow, Trysten	0.1 IP, 1 K				
Auburn (3/22)	Blown Save (1)/Loss (1)	White, Colby	1.0 IP, 3 H, 2 R, 2 ER, 2 K				
Auburn (3/24)	Win (3)	Gordon, Cole	3.0 IP, 4 H, 3 R, 3 ER, 1 BB, 3 K				
Mississippi Valley State (3/26)	Win (1)	Liebelt, Jared	0.1 IP, 1 K				
Mississippi Valley State (3/26)	Hold (5)	White, Colby	1.0 IP, 1 K				
Mississippi Valley State (3/26)	Hold (2)	Eagan, Jack	2.0 IP, 6 K				

Individual Relief Breakdown

Name	Win	Hold/Save	Loss/Blown Save	Name	Win	Hold/Save	Loss/Blown Save	Name	Win	Hold/Save	Loss/Blown Save
Barlow, Trysten	3	6/--	1/1	James, Keegan	2	2/--	--/--	Self, Riley	1	2/--	--/--
Cerantola, Eric	1	--/--	--/--	Liebelt, Jared	2	4/5	--/1	Smith, Brandon	2	4/--	--/--
Eagan, Jack	1	2/--	--/--	Plumlee, Peyton	--	1/--	--/--	Spring, Tyler	1	--/--	--/--
Gordon, Cole	4	1/11	--/--	Price, Spencer	--	1/--	--/--	White, Colby	3	7/--	1/1



Hitting Totals/Streaks

MULTI-HIT GAMES	2	3	4	5+	2019	Career
Jake Mangum	18	7	3	2	30	109
Justin Foscue	21	7	1	--	29	39
Tanner Allen	10	9	4	1	24	48
Jordan Westburg	17	4	1	--	22	29
Rowdey Jordan	11	6	2	--	19	39
Elijah MacNamee	15	2	--	--	17	41
Dustin Skelton	10	3	1	--	14	25
Marshall Gilbert	10	1	--	--	11	19
Josh Hatcher	9	1	--	--	10	22
Gunner Halter	7	1	--	--	8	8
Brad Cumbest	1	2	--	--	3	3
Landon Jordan	2	1	--	--	3	3
Luke Hancock	2	--	--	--	2	2
Hayden Jones	1	--	--	--	1	1
TEAM	134	44	12	3	193	--

MULTI-RBI GAMES	2	3	4	5+	2019	Career
Jordan Westburg	8	5	2	1	16	22
Rowdey Jordan	11	3	1	--	15	24
Tanner Allen	7	4	2	2	15	21
Justin Foscue	9	3	3	--	15	21
Elijah MacNamee	8	3	--	1	12	28
Dustin Skelton	4	4	1	2	11	17
Jake Mangum	8	2	--	--	10	29
Josh Hatcher	4	--	1	--	5	11
Marshall Gilbert	1	3	--	--	4	9
Luke Hancock	2	1	--	--	3	3
Landon Jordan	3	--	--	--	3	3
Gunner Halter	3	--	--	--	3	3
Hayden Jones	2	--	--	--	2	2
Brad Cumbest	1	1	--	--	2	2
TEAM	71	29	10	6	116	--

HITTING STREAKS	Current	2019 Long	Career
Jake Mangum	1	20	27 *
Dustin Skelton	4	13	13
Elijah MacNamee	--	12	12
Justin Foscue	--	10	10
Jordan Westburg	3	8	8
Tanner Allen	3	8	11
Rowdey Jordan	4	7	7
Josh Hatcher	--	6	6
Gunner Halter	--	6	6
Marshall Gilbert	--	4	6
Landon Jordan	--	4	4
Hayden Jones	--	3	3
Luke Hancock	--	3	3
Brad Cumbest	--	2	2
Bryce Brock	1	1	1

Cole Gordon	--	--	3
Spencer Price	1	--	1

REACHED BASED	CURRENT	2019	CAREER
Elijah MacNamee	--	28	31
Dustin Skelton	4	24	24
Jake Mangum	1	20	27 *
Justin Foscue	--	18	18
Gunner Halter	--	17	17
Tanner Allen	16	16	16
Jordan Westburg	15	15	15
Rowdey Jordan	4	15	15
Luke Hancock	--	12	12
Hayden Jones	--	7	7
Marshall Gilbert	2	7	7
Josh Hatcher	--	6	8
Landon Jordan	--	6	6
Brad Cumbest	--	4	4
Bryce Brock	1	1	1

Cole Gordon	--	--	4
Spencer Price	1	--	1

* - Mangum's 27-game hit and reached-base streak spanned the 2016 and 2017 seasons. His career-best single season hitting streak is 14 games, doing so during both the 2017 & 2018 seasons. He reached base in 20-straight games during the 2016 campaign.

News and Notes

Foscue Hitting Long Ball

- In 2018, **Justin Foscue** hit three home runs, with each of them coming on the road. In 2019, Foscue hit his fourth home run in the ninth game of the season.
- After hitting all of his homer runs away from a season ago, Foscue is enjoying the New Dude, hitting 11 of his 14 long balls in front of the home crowd in 2019.
- With is 10th home run of the season versus South Alabama on April 10, Foscue became the first Diamond Dawg to reach double-digits in home runs since **Brent Rooker** (23; 2017).
- The sophomore enters Super Regional play with 14 total home runs in 2019.

Sophomore's Slaying

- The quartet of **Tanner Allen**, **Justin Foscue**, **Rowdey Jordan** and **Jordan Westburg** played a big part in the 2018 run to Omaha as freshmen, but that group has its sights squarely focused on a return trip the College World Series.
- Below is a look at their 2018 season totals and what they have done so far in 2019.

Tanner Allen

	GP-GS	R	H	HR	RBI	TB	Avg.	BB	K
2018	68-68	42	79	5	45	122	.287	27	62
2019	62-62	55	89	7	63	134	.350	32	35

Justin Foscue

	GP-GS	R	H	HR	RBI	TB	Avg.	BB	K
2018	58-48	24	45	3	20	66	.241	22	22
2019	62-62	63	87	14	58	151	.340	26	28

Rowdey Jordan

	GP-GS	R	H	HR	RBI	TB	Avg.	BB	K
2018	57-51	39	62	7	37	100	.321	21	40
2019	62-61	54	71	6	50	100	.302	28	39

Jordan Westburg

	GP-GS	R	H	HR	RBI	TB	Avg.	BB	K
2018	42-31	18	30	2	30	47	.248	10	35
2019	61-61	64	72	6	59	113	.296	38	63

Doubles For Days

- Mississippi State has three student-athletes with 20-plus doubles in 2019, marking just the second time in program history that three Bulldogs have reached the 20-double mark.
- With Tanner Allen (22), Justin Foscue (22) and Jake Mangum (22) each with 20 or more doubles, they join the 1985 squad as the only team s with three student-athletes to reach 20 doubles.

2019	Tanner Allen	22
	Justin Foscue	22
	Jake Mangum	22

1985	Gator Thiesen	21
	Dan Van Cleve	21
	Will Clark	20
1998	Brian Wiese	24
	Richard Lee	20
1990	Jim Robinson	22
	John Cohen	20

- No Mississippi State team has ever seen four student-athletes reach the 20-double mark, but the 2019 squad as Jordan Westburg (19) and Elijah MacNamee (18) looking to join the group during the postseason.

Scoring in Bunches

- After scoring 35 runs in the final two games of a home series with then-No. 16 Auburn, Mississippi State piled up 18 runs against Mississippi Valley State in its next game.
- The three-straight games with 15-plus runs marked just the fourth time in program history that State had scored 15 or more runs in three straight.
- It was the first time since 1998 that MSU scored at least 15 runs in three-straight contests. The complete list is below.

2019	No. 16 Auburn	W, 15-2
	No. 16 Auburn	W, 20-15
	Miss. Valley State	W, 18-5
1998	Miss. Valley State	W, 27-1
	Alcorn State	W, 18-4
	Jackson State	W, 18-0
1997	Jackson State	W, 20-0
	Jackson State	W, 19-1
	Alcorn State	W, 16-1
1997	Southern Miss	W, 16-12
	Southern Miss	W, 20-2
	at Ole Miss	W, 21-6

Putting Up 20

- Mississippi State piled up 21 hits and scored 20 runs in a series-clinching win on Sunday, March 24 against Auburn to mark the first 20-run game since scoring 27 against Alcorn State on April 20, 2010 in a 27-4 win.
- The 20-run outburst was the largest in an SEC contest since ranking up 20 runs against Florida in a 20-7 win on May 5, 2000.
- The 35 combined runs were the most in a game since MSU and Kentucky scored 39 runs on April 19, 2009.
- The Diamond Dawgs later scored 24 runs against South Carolina in the series opener, to mark just the second time in program history that an MSU team posted multiple 20-run games in SEC play (1997).

- Below is a list of 20-run games for Mississippi State in a Southeastern Conference game since 1933;

29	Kentucky	1941	24	South Carolina	5/16/2019
28	at Kentucky	1989	22	Georgia	1990
27	Ole Miss	1983	22	at Tulane	1958
27	Vanderbilt	1956	22	Tulane	1950
26	LSU	1978	21	at Ole Miss	4/25/1997
26	LSU	1942	21	at Tulane	1946
25	at Vanderbilt	4/6/1997	20	Auburn	3/24/2019
25	Georgia	1988	20	Florida	5/5/2000
25	LSU	1934	20	at Tulane	1955

Back-to-Back 15s in SEC Play

- Mississippi State rebounded from a 6-5 series-opening loss to then-No. 16 Auburn with 35 runs in the next two contests. State won the series with a 15-2 win on Saturday and a 20-15 victory on Sunday.
- In 85 seasons of playing baseball in the SEC, Mississippi State has scored 15-plus runs in back-to-back games just three other times.

2019	No. 16 Auburn	W, 15-2
	No. 16 Auburn	W, 20-15
2000	at LSU	W, 15-13
	at LSU	L, 15-18
1997	at Vanderbilt	W, 15-5
	at Vanderbilt	W, 25-13 (7 inn.)
1953	Tulane	W, 16-4
	LSU	W, 16-7

NOTE: State began SEC play in 1933 as a charter member of the conference, but did not compete during the 1944 or 1945 seasons.



Limiting The Runs

- Twice in 2019 the Mississippi State pitching staff has made it through a Southeastern Conference weekend allowing four runs, which marks the first time in program history the Bulldogs have held two SEC opponents to four or fewer runs in a three-game series in the same season.
- Since the SEC went to three-game series in 1967, MSU has 15 series allowing four or fewer runs;

2019	at Texas A&M	4-0, 0-1, 4-3
2019	Alabama	6-0, 9-1, 13-3
2014	at Auburn	3-0, 3-0, 12-1
2012	Tennessee	2-1 (11), 7-1, 3-2 (14)
2003	at Ole Miss	2-0, 7-0, 8-4
2001	Auburn	2-1 (10), 4-0, 8-2
1990	Kentucky	3-0, 9-2, 8-0
1985	Auburn	4-1, 3-2, 14-0
1984	Auburn	6-0, 6-1, 14-1
1983	Auburn	8-0, 5-1, 7-2
1982	Auburn	9-2, 6-0, 10-0
1977	Auburn	3-0, 5-0, 12-1
1974	Alabama	0-1, 3-1, 6-1
1972	Alabama	8-1, 2-0, 0-3
1970	Alabama	4-1, 1-0, 5-1

100K Duo

- Redshirt-junior **Ethan Small** and freshman **JT Ginn** have each eclipsed the 100-strikeout mark for the season entering the NCAA Tournament, marking the fourth time in program history teammates have reached the plateau in the same season.
- Small struck out his 100th batter in a start versus Arkansas on April 18, while Ginn reached the mark in the SEC Tournament versus LSU on May 24.
- The only other Bulldog pitching duos to reach the 100-strikeout mark in the same season are;

1992	BJ Wallace (145) & Jon Harden (108)
1999	Hank Thoms (121) & Matt Ginter (108)
2018	Ethan Small (122) & Konnor Pilkington (107)
2019	Ethan Small (160) & JT Ginn (103)

Ks For Days

- The first five outs recorded by Mississippi State in 2019 came via the strikeout and Bulldog pitchers amassed 43 Ks during the opening weekend of the season.
- That strikeout total is the highest three-game series total since at least 2005.
- MSU also posted 40-plus strikeouts in a three-game set versus LSU, racking up 41 strikeouts.
- Along those lines, the Bulldogs amassed double-digit strikeouts in each of the first nine games, marking the longest stretch to start a season since at least 2007.
- Overall, State has piled up 10-plus strikeouts in 41 of 62 games in 2019.
- Redshirt-junior **Ethan Small** entered the week No. 2 nationally with an SEC-best 160 strikeouts through NCAA Regional play. He has racked up those Ks while walking just 27 batters. **MORE ON PAGE 33**
- Freshman **JT Ginn** owns 103 strikeouts in his 16 starts to enter the NCAA Super Regional ninth in the SEC, including a career-best 11 at No. 4 Florida in his first-career SEC start.
- The bullpen has struck out 310 batters in 272 innings of work, with six of 14 relievers fanning at least 20 batters in a relief role, while five of those relievers have 30-plus strikeouts. **MORE ON PAGE 33**

Freshman 100

- While the "Freshman 15" may be truer for some more than others, it is not often that a freshman comes into college baseball and strikes out 100 batters in his first season.
- Freshman **JT Ginn**, however, reached the 100-strikeout mark in his 15th start of the season versus LSU (5/24) in the SEC Tournament.
- Ginn joins **Eric Dubose** (109; 1995) as the only Mississippi State freshmen to ever reach the 100-strikeout mark during a rookie season. **MORE ON PAGE 12 SIDEBAR**
- Ginn is also the 17th Diamond Dawg to reach the 100-strikeout mark in a season, with his 100th strikeout marking the 24th 100-strikeout season in program history.

Pitching Potables

Record By Starter

Pitcher	Starts	Team Record
Cerantola, Eric	4	4-0
Eagan, Jack	1	1-0
Ginn, JT	16	12-4
James, Keegan	8	7-1
Plumlee, Peyton	14	10-4
Small, Ethan	16	12-4
Smith, Brandon	2	2-0

Quality Starts

Pitcher	Starts	Quality Starts	Steak
Cerantola, Eric	4	--	--
Eagan, Jak	1	--	--
Ginn, JT	15	6	--
James, Keegan	8	--	--
Plumlee, Peyton	13	3	--
Small, Ethan	16	13	2
Smith, Brandon	1	--	--

Starting Pitcher Run Support

Pitcher	Starts	Runs *	Runs Per Start
Cerantola, Eric	4	64	16.0
Eagan, Jack	1	7	7.0
Ginn, JT	16	124	7.8
James, Keegan	8	78	9.7
Plumlee, Peyton	14	98	7.0
Small, Ethan	16	117	7.3
Smith, Brandon	2	11	5.5

* - Runs are based on total runs scored by the team in each pitchers starts, not just runs scored while the starting pitcher is in the game.





Team Record Books

Single Season Batting Average

Season	Avg.
1. 1999	.335
2. 1997	.332
3. 1977	.328
4. 1998	.325
5. 1988	.324
6. 1989	.317
2019	.317
8. 2007	.316
9. 1983	.315
10. 1990	.312

Single Season Runs

Season	Runs
1. 1997	633
2. 1989	618
3. 1999	596
4. 1990	560
5. 1998	542
6. 1988	537
7. 1983	515
8. 1981	515
9. 2000	513
10. 1984	505
2019	505

Single Season Hits

Season	Doubles
1. 1997	823
2. 1999	787
3. 1990	784
4. 1989	778
5. 1998	767
6. 1988	717
7. 2013	713
8. 2019	703
9. 1996	701
10. 2003	694

Single Season Doubles

Season	Doubles
1. 1989	157
2. 1999	156
3. 2019	154
4. 1998	146
5. 1988	145

Single Season RBIs

Season	RBIs
1. 1997	575
2. 1989	549
3. 1999	541
4. 1998	498
5. 1988	491
6. 1990	490
7. 1983	461
8. 1984	461
9. 2000	459
10. 1981	458
2019	458

Taking The Series

- Mississippi State won eight of its 10 SEC series in 2019, winning four of five at home and on the road.
- The Bulldogs are just the eighth MSU team since 1970 to win four Southeastern Conference road series in a single season, which is tied for third-most in program history.
- The 2016 and 1997 teams each went 5-0 in road SEC series.
- With a series win over South Carolina in the final weekend of the regular season, the 2019 squad tied for the second-most home series wins in program history. The 2000 team posted a 5-0 mark at home.

Uni Watch

- Mississippi State has eight different uniform combinations for the 2019 campaign and below is a look at how they have fared in each garb;

Black '85s	8-0
Maroon '85s	13-4
White '85s	11-1
White Block State	7-1
Grey Vests	2-1
White Pinstripes	4-1
Grey Pinstripes	4-4
Alex Wilcox Uniforms	1-0

Best Start Since...

- Through its first 26 games, MSU piled up an 23-3 record with eight wins against teams ranked in the Baseball America Top 25.
- State toppled No. 21 Southern Miss (twice), No. 8 Texas Tech No. 14 East Carolina, No. 4 Florida (twice) and No. 16 Auburn (twice) to that point in 2019.
- The 23-3 record was the best 26-game start since 1979, when the Diamond Dawgs started the year 29-3.
- The 2019 start included a 14-game winning streak that ran from Feb. 23-March 16. The streak is tied for the fourth-longest run in program history;

18	2006
17	2013
15	1987
14	1985, 2019
13	1970, 1976, 1979, 1981, 1999, 2015

Lemonis Wins No. 1

- Head coach **Chris Lemonis** earned his first Mississippi State victory in his first game as head coach, joining eight other Bulldog skippers to accomplish the feat.
- Lemonis joins **John Cohen, Jimmy Bragan, Paul E. Gregory, S.L. Robinson, F.P. Plass, S.A. Jehl, S.W. Scales** and **G.C. Creelman**, who each won their first games as the Maroon and White's head coach.
- Ron Polk** won the first game of his second stint as the MSU skipper in 2002. However, Polk dropped his MSU debut, 2-1, to Louisiana Tech in 1976.
- Of the nine coaches to win their first game, Lemonis joins Creelman and Robinson as the only three to start 4-0 or better. Creelman won his first 14 games over five seasons and was 15-0-3 before suffering his first loss, while Robinson started 6-0 in 1919. Lemonis began the season 4-0.

First-Year Success for Lemonis

- Head coach **Chris Lemonis** guided the Diamond Dawgs to the 43rd win of the season in his 53rd game as the program's top dawg.
- The 7-3 victory over Louisiana Tech on May 14 made Lemonis the winningest first-year head coach in program history, passing **Pat McMahon's** 42 wins during the 1998 season.
- Other notable first-year MSU skippers include;

Head Coach	Record	Season
Jimmy Bragan	16-24	1975
Ron Polk	28-17	1976
Pat McMahon	42-23	1998
John Cohen	25-29	2009

SEC's Winningest First-Year Skipper

- Head coach **Chris Lemonis** will be the first person to tell you he inherited a very talented roster upon arrival in Starkville, but the first-year skipper has set the record for most wins by a first-year Southeastern Conference head coach.
- Lemonis surpassed **Smoke Laval** of LSU for the most wins by a Southeastern Conference first-year head coach, doing so in the regular season.

Wins	Head Coach, School	Season
49	Chris Lemonis, Mississippi State	2019
44	Smoke Laval, LSU	2002
43	Nick Mingione, Kentucky	2017
43	Chad Holbrook, South Carolina	2013
43	Joe Arnold, Florida	1994
43	June Raines, South Carolina	1977

NOTE: The list below includes head coaches in their first year as a head coach in the conference, not at an SEC school.

Filling the #NewDude

Opening a new stadium always drums up elevated interest from fans, but opening the nicest facility in college baseball combined with a baseball-hungry fan base is a perfect combination to create an unbelievable atmosphere.

The best fans in college baseball have shown up in near-record numbers to help christen the "New Dude" in style.

- Through 40 home games, MSU is averaging 8,726 in home attendance. The school record for average attendance is 8,127, which came during 2014 season.

- That average is helped by eight crowds of 10,000-plus, which ties for the most in a single season in program history.

8	2016
8	2019
5	2013
4	2014, 2007

- Along with the home crowd success, Mississippi State and Ole Miss drew a facility-record crowd of 8,638 fans for the 2019 Governor's Cup at Trustmark Park in Pearl, Mississippi on April 23.
- Mississippi State ranked No. 3 nationally in average attendance in the regular season, with the top 10 listed below;

Team (Conference)	Average Attn.	Games
1. LSU (SEC)	10,564	35
2. Ole Miss (SEC)	8,911	31
3. Mississippi State (SEC)	8,641	37
4. Arkansas (SEC)	8,344	34
5. South Carolina (SEC)	5,998	33
6. Texas (Big 12)	5,798	32
7. Texas A&M (SEC)	4,959	34
8. Louisiana (Sun Belt)	4,663	31
9. Nebraska (Big Ten)	4,426	19
10. TCU (Big 12)	4,379	27



17 Innings of Fun

- Mississippi State and LSU played an SEC Tournament-record 6 hour and 43 minute contest in the final game of Wednesday, May 22 at Hoover Metropolitan Stadium.
- The 17-inning game is tied for the longest game in Mississippi State history with two other contests. The Maroon and White also went 17 innings against Missouri on May 21, 2013 at the SEC Tournament and at Ole Miss on April 29, 2007
- MSU is 3-0 in 17-inning games.
- The game began at a modest 8:20 p.m. on Wednesday, May 22 and ended at 3:03 a.m. on Thursday, May 23 when **Gunner Halter's** single up the middle scored **Justin Foscoe** from second, after he reached on a wild pitch following a strikeout. **MORE ON PAGE 8**

Big League Talent

- Mississippi State is great at turning out major league talent, with 60 Diamond Dawgs reaching the highest level of the sport, but it is also great at keeping student-athletes from the draft.
- The 2019 roster featured eight Bulldogs that had been drafted prior to the season, while a program-record 11 draft picks in the 2019 MLB First Year Player Draft helped bolster that number for the postseason run.
- A complete list is below;

<u>Name (Pos.)</u>	<u>Year</u>	<u>Round</u>	<u>Organization</u>
Tanner Allen (IF/OF)	2017	36th	Chicago Cubs
	2019	34th	Colorado Rockies
Trysten Barlow (LHP)	2019	16th	Colorado Rockies
Eric Cerantola (LHP)	2018	30th	Tampa Bay Rays
Marshall Gilbert (C)	2019	29th	Pittsburgh Pirates
Cole Gordon (RHP)	2019	32nd	New York Mets
JT Ginn (RHP/IF)	2018	1st	Los Angeles Dodgers
Gunner Halter (IF)	2017	22nd	Toronto Blue Jays
	2018	26th	Cleveland Indians
Josh Hatcher (IF/OF)	2017	39th	Los Angeles Angels
Keegan James (RHP)	2019	25th	Colorado Rockies
Jared Liebelt (RHP)	2019	20th	Arizona Diamondbacks
Jake Mangum (OF)	2017	30th	New York Yankees
	2018	32nd	New York Mets
	2019	4th	New York Mets
Peyton Plumlee (RHP)	2019	31st	Houston Astros
Dustin Skelton (C)	2016	36th	Toronto Blue Jays
	2019	18th	Miami Marlins
Ethan Small (LHP)	2018	26th	Arizona Diamondbacks
	2019	1st	Milwaukee Brewers
Colby White (RHP)	2019	6th	Tampa Bay Rays

Fastest to 30

- Mississippi State was the first Division I program to win 30 games during the 2019 season, claiming with No. 30 on Saturday, April 13 versus Alabama.
- The next afternoon, State claimed win No. 31 on the season and ended week No. 9 as the only 30-win program in the country.
- Winning the 30th game of the year in overall contest 36 equals the 1989 squad as the fastest team to 30 wins in a season in program history.
- Winning the following day against the Crimson Tide gave the 2019 edition of the Diamond Dawgs the best 37-game start in school history at 31-6.

Starting with a Sweep

- Mississippi State opened the 2019 season with a three-game sweep of Youngstown State, marking the first time since 2015 the Bulldogs swept a series to open a season.
- In all, State has opened a season with a perfect home weekend on 13 occasions since 1990, when most college teams began starting the season with weekend series.
- More recently, State was unblemished on the first weekend of a season at home in 2015 (Cincinnati/Miami (Ohio)), 2013 (Portland), 2011 (Akron/Lamar) and 2010 (Rhode Island).
- Other seasons include; 2007, 2006, 2005, 2004, 2001, 1999, 1995, 1994.
- Of the 30 seasons since 1990, State has opened the year at home on 22 occasions.

Voice of the Diamond Dawgs Enters Year 41

- Long-time MSU radio broadcaster **Jim Ellis** enters his 41st season as the play-by-play announcer for Mississippi State baseball, with his first season having been 1979.
- Ellis is tied for the second-longest tenured broadcaster in the Division I college baseball, trailing only Dave Nitz at Louisiana Tech (45 seasons). Ellis' 41 years are tied with Ole Miss' David Kellum and Southern Miss' John Cox.
- The new Dudy Noble Field features home and visiting radio booths inside the Jim Ellis Radio Suite, named for the iconic "Voice of the Diamond Dawgs."

Team Record Books

Single Season Wins (Overall)

<u>Season</u>	<u>Wins</u>
1. 1989	54
2. 2013	51
3. 1990	50
1985	50
5. 2019	46
6. 1997	47
7. 1981	46
8. 1984	45
9. 2016	44
1988	44

Single Season Wins (SEC)

<u>Season</u>	<u>SEC Wins</u>
1. 2016	21
2. 1989	20
2019	20
4. 1997	19
5. 2014	18
1984	18

Single Season Innings Pitched

<u>Season</u>	<u>Innings Pitched</u>
1. 2013	642.1
2. 1990	616
3. 2018	614.2
4. 1989	601.1
5. 1997	600.1
6. 2017	599.1
7. 2012	585
8. 2003	572.2
9. 2014	571.1
10. 1998	570.2
11. 2001	567.1
12. 2016	567
13. 1999	558.2
14. 2005	558.1
15. 2019	556.0

Single Season Strikeouts (Pitching)

<u>Season</u>	<u>Strikeouts</u>
1. 2019	667
2. 1997	655
3. 2018	619
4. 2013	588
5. 1999	582

Single Season Saves

<u>Season</u>	<u>Saves</u>
1. 2017	26
2. 2013	24
3. 2012	21
1998	21
5. 2016	19
6. 1994	18
2007	18
8. 1988	17
9. 1997	16
2011	16
2014	16
2019	16

2019 MLB Draft

Mississippi State heard program-record-tying 11 names of current student-athletes called over the three days of the 2019 Major League Baseball First Year Player Draft, marking the third-highest total among NCAA Division I programs in the 2019 event.

The 11 draft picks in 2019 are tied for the program-record with the 2016 team. All time, there have been 159 different Diamond Dawgs selected in the MLB Draft (since 1965) for a total of 208 picks.

The 11 Diamond Dawgs drafted were **Ethan Small** (1st; Milwaukee), **Jake Mangum** (4th; New York Mets), **Colby White** (6th; Tampa Bay), **Trysten Barlow** (16th round; Colorado), **Dustin Skelton** (18th round; Miami), **Jared Liebelt** (20th; Arizona), **Keegan James** (25th; Colorado), **Marshall Gilbert** (29th; Pittsburgh), **Peyton Plumlee** (31st; Houston), **Cole Gordon** (32nd; New York Mets) and **Tanner Allen** (34; Colorado).

Four of the 11 Bulldogs drafted on the final day of the MLB Draft already own their degrees: Barlow, Gordon, James and Liebelt.

Small was selected by the Milwaukee Brewers with the 28th overall pick in the first round and is the 15th Diamond Dawg in program history to hear his name called in the first round. His selection in the first round marks the fifth MSU student-athlete drafted in the first round in the last eight years, joining **Brent Rooker** (2017), **Dakota Hudson** (2016), **Hunter Renfro** (2013) and **Chris Stratton** (2012).

Small is the fourth MSU left-handed pitcher to be taken in the first round, with the Lexington, Tennessee native joining **Paul Maholm** (2003), **Eric DuBose** (1997) and **B.J. Wallace** (1992) as southpaws taken in the first round.

Mangum became the first MSU baseball student-athlete to be drafted in three different draft cycles, as he was selected in the fourth round by the New York Mets.

Complete list of Diamond Dawgs taken in the 2019 Major League Baseball First Year Player Draft;

Round – Name – Pos. – Organization

1 – Ethan Small – LHP – Milwaukee Brewers
 4 – Jake Mangum – OF – New York Mets
 6 – Colby White – RHP – Tampa Bay Rays
 16 – Trysten Barlow – LHP – Colorado Rockies
 18 – Dustin Skelton – C – Miami Marlins
 20 – Jared Liebelt – RHP – Arizona Diamondbacks
 25 – Keegan James – RHP – Colorado Rockies
 29 – Marshall Gilbert – C – Pittsburgh Pirates
 31 – Peyton Plumlee – RHP – Houston Astros
 32 – Cole Gordon – RHP – New York Mets
 34 – Tanner Allen – 1B – Colorado Rockies

Four Earn All-America Honors from CBN

- As the Diamond Dawgs are amidst one of the most successful seasons in program history, Collegiate Baseball Newspaper honored the quartet of sophomore **Tanner Allen**, sophomore **Justin Foscue**, senior **Jake Mangum** and redshirt-junior **Ethan Small** as All-Americans.
- The four All-America selections mark the most from a single publication in program history and are the second-most All-Americans in a single season behind the 2013 edition's five All-Americans.
- The group is highlighted by Small's selection to the first team. Foscue was named to the publication's second team, while Allen and Mangum each earned a spot on the third team.
- Mangum becomes the seventh Mississippi State baseball student-athlete to earn multiple All-America honors from the major reporting publications of college baseball. Along with his third-team selection from Collegiate Baseball Newspaper this season, Mangum was a second-team All-American during his freshman season from the National Collegiate Baseball Writers Association and third-team honoree from the American Baseball Coaches Association.
- Mangum joins MSU's only three-time All-American **Rafael Palmeiro**, along with two-time All-Americans **Will Clark**, **Eric DuBose**, **Paul Maholm**, **Tommy Raffo** and **Pete Young** as multiple national award selections.





Honor System

SEC Awards Rolling In

- Mississippi State has earned six SEC weekly awards in 2019, with **Elijah MacNamee**, **Jake Mangum** and **Jordan Westburg** each garnering SEC Player of the Week, **Ethan Small** taking home SEC Pitcher of the Week and **JT Ginn** grabbing a pair of SEC Freshman of the Week honors.
- The six weekly honors are tied for the most in program history for a single season;
 - 6 - 2016 (2 Player, 3 Pitcher, 1 Freshman)
 - 2019 (3 Player, 1 Pitcher, 2 Freshman)**
 - 5 - 2012 (3 Pitcher, 3 Freshman)
 - 4 - 2007 (1 Player, 1 Pitcher, 2 Freshman)
 - 1985 (4 Player)
- With MacNamee, Mangum and Westburg each earning SEC Player of the Week, it marks the first time in school history that three different Diamond Dawgs win the SEC's Player of the Week award in the same season.
- With MacNamee and Westburg winning the award in back-to-back weeks, it marked the fourth time in program history a MSU student-athlete won the award in consecutive weeks;
 - 1985 - Brantley (March 12), Will Clark (March 19 & 26)
 - 2013 - Hunter Renfroe (April 15), Nick Ammirati (April 22)
 - 2017 - Brent Rooker (April 7 & 12)
- For Ginn, he is just the third Diamond Dawg since the SEC awarded the FOTW award in 2006 to claim multiple awards, joining;
 - Brandon Turner (2007)
 - Daryl Norris (2011)

Small Earns SEC Pitcher of the Week

- After not allowing a hit in seven scoreless innings at No. 15 Texas A&M on May 3, redshirt-junior **Ethan Small** earned his first-career SEC Pitcher of the Week honor.
 - The conference honor is the first pitcher of the week accolade earned by a Diamond Dawg since the 2016 season, when **Dakota Hudson** earned the award on three occasions.
- MORE ON PAGE 19 SIDEBAR**

MacNamee Earns SEC Player of the Week

- Senior **Elijah MacNamee** collected multiple hits in each of his four starts during the fifth week of the season, as he earned Southeastern Conference Player of the Week.
- MacNamee helped the Diamond Dawgs to a 3-1 week, including a SEC-opening series win over a top-five Florida program on the road.
- The senior opened the week with a five-RBI showing against Grambling, including a sixth-inning grand slam.
- In the series opener at Florida, MacNamee made two of the biggest plays in the game, running down a flyball for the final out of the eighth to save a run from scoring. He then belted a two-RBI double in the ninth, which would account for the eventual game-winning runs. He contributed a career-high-tying three hits in the first game of a doubleheader, including a home run and a double and chipped in a pair of singles in the finale.
- The player of the week honor is the first for a Diamond Dawg since the 2017 season, when **Brent Rooker** claimed the award on three occasions.

Westburg Earns SEC Player of the Week

- Sophomore **Jordan Westburg** hit .583 to help Mississippi State to a series win over No. 16 Auburn and for his efforts was named the Southeastern Conference Player of the Week.
- In five total games between March 18-24, Westburg led the Diamond Dawgs with a .556 batting average and reached base in all five games to help MSU to a 4-1 week.
- His .571 on-base percentage for the week was tied for tops on the team and he piled up 11 RBIs. Westburg posted multiple hits in four of the five contests and ran his reached base streak to nine games after finding his way on base in all five games.
- He opened the week with a three-hit contest, scoring twice and driving in two runs against Little Rock, before reaching base just once at Samford – via walk.
- The New Braunfels, Texas had a monster weekend against Auburn, hitting .583 (7-of-12) to lead the Bulldogs in the three-game series and reached base at a .647 clip. He had multiple hits in each game versus the Tigers and reached base at least three times in each contest.
- He posted at least one extra base hit in all three games versus Auburn, including a double and home run in each of the final two contests. To cap his impressive weekend, Westburg drove in the eventual game winning run with an RBI double in the eighth inning to break a 15-15 tie and give MSU its second-straight SEC series win.

Mangum Earns First SEC Player of the Week Honor

- Senior **Jake Mangum** helped Mississippi State to a perfect 4-0 week against ranked opponents and became the SEC's career hits leader during a series sweep over then-No. 3 Georgia to earn his first-career SEC Player of the Week honor.
- Mangum broke an SEC record that stood for nearly 21 years on Saturday (April 27) versus Georgia with his 353rd career hit. That hit broke the conference's career hits record, which was previously held by LSU's **Eddie Furniss** (352; 1995-98). Most impressive, Mangum accomplished his 353rd hit in his 239th game, while Furniss did so in 265 games.
- Mangum became the SEC's career hits leader with his second of three hits in the middle game of the series with Georgia. The senior reached base three times in each game versus the Bulldogs, while finding himself on base twice in his fourth-straight Governor's Cup victory on Tuesday. Mangum also scored a run in each game of the week.
- After reaching twice in the midweek tilt with Ole Miss, Mangum found himself on base in his first eight plate appearances on the weekend (five singles, two walks and one fielder's choice), scoring four times. He tied his career high with two walks in both the series opener and series finale.
- In the middle game of the series, Mangum's second-inning single gave him 353 hits for his career, which pushed him past Furniss on the SEC's career hits list. He added two walks and a base hit in the series finale, scoring twice. He also stole his 20th base of the year, moving into a tie for 12th on the MSU single season charts.

Ginn Grabs Back-to-Back SEC FOTW Honors

- Freshman **JT Ginn** grabbed back-to-back Southeastern Conference Co-Freshman of the Week honors in weeks two and three of the 2019 season.
- The rookie collected victories over back-to-back ranked opponents, defeating No. 21 Southern Miss and No. 8 Texas Tech.
- He fired off seven innings of three-hit, two-run baseball to earn a victory over Texas Tech on Saturday, March 2. Ginn fanned eight batters and walked only one in the outing. The Red Raiders were averaging 11.2 hits and 9.3 runs per game entering the weekend, but Ginn was able to scatter three hits, as he retired 12-straight batters from the second inning to the sixth inning.
- Against Southern Miss, Ginn tossed seven shutout innings and allowed just two hits and walked one batter. He struck out a career-high nine and didn't face more than four hitters in any inning.

Honors Tracker

Tanner Allen

Preseason All-SEC (first team - Coaches)
 Collegiate Baseball Newspaper National Weekly Honor Roll (Feb. 18)
 Perfect Game National Hitter of the Week (Feb. 18)
 First-Team All-SEC
 SEC All-Tournament Team (1B)
 NCAA Starkville Regional All-Tournament Team (1B)
 Collegiate Baseball Newspaper All-America (third team)

Justin Foscoe

Frisco Classic All-Tournament Team (March 3)
 First-Team All-SEC
 NCAA Starkville Regional All-Tournament Team (2B)
 Collegiate Baseball Newspaper All-America (second team)

JT Ginn

Baseball America Preseason All-America (second team)
 SEC Co-Freshman of the Week (Feb. 25)
 Frisco Classic MVP (March 3)
 SEC Co-Freshman of the Week (March 4)
 Perfect Game Midseason National Freshman of the Year
 SEC Freshman of the Year
 SEC All-Freshman Team
 Collegiate Baseball Newspaper Freshman All-America
 Collegiate Baseball Newspaper Co-National Freshman Pitcher of the Year

Cole Gordon

NCBWA Stopper of the Year Preseason Watch List
 Mississippi State University Master's Graduate Service Assistant of the Year
 NCBWA Stopper of the Year Midseason Watch List

Josh Hatcher

NCAA Starkville Regional All-Tournament Team (DH)

Rowdey Jordan

NCAA Starkville Regional All-Tournament Team (LF)

Elijah MacNamee

Frisco Classic All-Tournament Team (March 3)
 SEC Player of the Week (March 18)

Jake Mangum

Golden Spikes Award Preseason Watch List
 Collegiate Baseball Newspaper Preseason All-America (first team)
 NCBWA Preseason All-America (first team)
 D1Baseball Preseason All-America (second team)
 Perfect Game (third team)
 D1Baseball's top returning senior
 Preseason All-SEC (First Team - Coaches)
 Perfect Game Midseason All-America (first team)
 D1Baseball Midseason All-American (first team)
 Golden Spikes Award Midseason Watch List
 Senior CLASS Award Finalist
 SEC Player of the Week (April 29)
 Ferriss Trophy Finalist
 SEC Community Service Team
 Golden Spikes Award Semifinalist
 Dick Howser Trophy Semifinalist
 Ferriss Trophy Winner
 First-Team All-SEC
 SEC All-Defensive Team
 Collegiate Baseball Newspaper All-America (third team)

Spencer Price

NCBWA Stopper of the Year Preseason Watch List

Dustin Skelton

Buster Posey Award Watch List
 NCAA Starkville Regional All-Tournament Team (C)

Honors Tracker (cont.)

Ethan Small

Collegiate Baseball Newspaper National Weekly Honor Roll (Feb. 25)
 Collegiate Baseball Newspaper National Weekly Honor Roll (March 18)
 Collegiate Baseball Newspaper National Weekly Honor Roll (April 15)
 Golden Spikes Award Midseason Watch List
 SEC Pitcher of the Week (May 6)
 Collegiate Baseball Newspaper National Weekly Honor Roll (May 6)
 Golden Spikes Performance of the Week (May 7)
 Ferriss Trophy Finalist
 Golden Spikes Award Semifinalist
 Dick Howser Trophy Finalist
 SEC Pitcher of the Year
 First-Team All-SEC
 NCAA Starkville Regional All-Tournament Team (P)
 Collegiate Baseball Newspaper All-America (first team)

Jordan Westburg

SEC Player of the Week (March 25)
 Perfect Game Midseason All-America (second team)



Skelton on Posey Watch List

- Junior catcher **Dustin Skelton** is one of 79 Division I catchers named to the Buster Posey Award Watch List, which is awarded by the Greater Wichita Area Sports Commission.
- Skelton is among the initial candidates for the National Collegiate Catcher of the Year Award, formerly the Johnny Bench Award, which honors the nation's top Division I catcher as voted on by head coaches and sports information directors.
- Former MSU catcher Edward Easley won the prestigious award following a stellar 2007 campaign, which also saw him drafted in the first round of the Major League Baseball Draft.

Trio Earns Midseason Honors from Perfect Game

- Perfect Game honored three Diamond Dawgs with midseason awards, as freshman **JT Ginn** earned the publication's Midseason National Freshman of the Year, while senior **Jake Mangum** was a first-team midseason All-American pick and sophomore **Jordan Westburg** earned second-team midseason All-American.
- After winning his first six starts on the mound, Ginn was named top freshman at the season's mid-way point by Perfect Game. The rookie started seven games on the mound during the first half of the season, with four of those quality starts.
- Among the victories that made up his 6-1 overall mark at the middle point of 2019, the right hander posted four wins over ranked foes, including No. 21 Southern Miss, No. 8 Texas Tech, No. 4 Florida and No. 16 Auburn.
- Arguably the best leadoff hitter in the NCAA, Mangum posted 53 hits through the first half of 2019. Mangum is the NCAA active leader in hits, while he is chasing the Mississippi State and Southeastern Conference hits records. Westburg hit the mid-way point of the season having already surpassed his career totals for hits (44), runs (35), RBIs (33), doubles (13), triples (2), home runs (5) and walks (15). He had also been hit-by-pitch seven times.
- He carried a pair of double-digit reached base streaks during the first half of 2019, with a 14-game stretch to start the season and a current 14-game streak.

Three Earn Frisco Classic Honors

- After finishing the Frisco Classic at 2-0, three Diamond Dawgs were honored with all-tournament honors, as **JT Ginn** was named the MVP of the event, and **Justin Foscue** and **Elijah MacNamee** each earned all-tournament nods.
- Ginn fired off seven innings of three-hit, two-run baseball in his third career start to improve to 3-0 with a victory over No. 3 Texas Tech on Saturday afternoon. The right hander fanned eight batters and walked only one in the outing.
- Foscue led MSU with a .500 (4-for-8) average at the event. His four hits were the most for a Bulldog and he scored the game-winning run vs. Sam Houston State after leading off the eighth inning with a double down the left-field line.
- MacNamee hit .333 (2-for-6) at the Frisco Classic, but owned a .556 on-base percentage with two walks and a hit-by-pitch. He scored two runs and drove in one RBI on the weekend.

Allen Earns National POTW Honors

- Sophomore **Tanner Allen** opened the 2019 season with a bang against Youngstown State to earn national honors from a pair of publications.
- Allen** had a monster opening weekend for the Diamond Dawgs, hitting .538 with five extra base hits and 13 RBIs versus Youngstown State. Of his seven hits, five went for extra bases, including the two home runs, to account for 16 total bases on the weekend.
- For his efforts, Allen earned Perfect Game National Hitter of the Week and was named to the Collegiate Baseball Newspaper National Player of the Week Honor Roll.

MORE ON PAGE 19 SIDEBAR

Gordon's Graduate Award

Already with undergraduate degrees in business administration and marketing from Mississippi State University, graduate student **Cole Gordon** spent the 2018-19 academic year working as a Graduate Service Assistant in the Office of the Graduate School, and for his efforts was named the Masters Graduate Service Assistant of the Year.

Working towards a Master of Business Administration degree, Gordon was nominated, and ultimately selected for the award by a faculty committee. One graduate is awarded per year, with Gordon earning the distinction in 2018-19.

Recognized for his outstanding contributions and significant productivity and growth of Mississippi State University through his service in the Office of the Graduate School, he was recognized at the annual Graduate Student Association Awards Banquet.

Gordon is on pace to complete his MBA in Summer 2019. A five-time President's Scholar (3.80 GPA of higher) and three-time Dean's Scholar (3.50-3.79 GPA), Gordon is a three-time SEC Academic Honor Roll selection, while also earning SEC First Year Honor Roll as a freshman.



Mangum Earns Second Ferriss Trophy

- Senior student-athlete **Jake Mangum** has been a trendsetter during his entire collegiate career, and on May 20 he became the first two-time winner of the C Spire Ferriss Trophy, given to the top collegiate baseball player in the state of Mississippi.
- Finalists and the ultimate winner of the award are chosen by the state's college baseball coaches and a panel of Major League Baseball professional scouts, along with fan voting, which accounted for a weighted 10 percent of the award.
- Mangum was the leading vote getter in the fan vote, received 3,923 votes, while teammate **Ethan Small** finished second with 2,273 votes. Of the nearly 8,500 votes cast by fans, the Mississippi State duo accounted for nearly 6,200 of the votes, or over 70 percent.
- Mangum and Small became the third set of MSU teammates to earn finalist recognition in the 16-year history of the award.

Ferriss Trophy Duo

- Senior **Jake Mangum** and redshirt-junior **Ethan Small** have each been named a finalist for the 2019 Ferriss Trophy.
- The Ferriss Trophy, first awarded in 2004, is given to the best collegiate baseball player in the state of Mississippi by the Mississippi Sports Hall of Fame
- The award is named after former Mississippi State and Boston Red Sox pitching great David M. "Boo" Ferriss, who was a member of the inaugural class of the Ron Polk Ring of Honor when the new Dudy Noble Field was opened in February of 2019.
- In the 15-year history of the award, six Diamond Dawgs have earned the C Spire Ferriss Trophy. **Brent Rooker** (2017), Mangum (2016), **Hunter Renfroe** (2012), **Chris Stratton** (2012), **Ed Easley** (2007) and **Thomas Berkery** (2006) have each walked away as Ferriss Trophy winners.
- The 2019 event marks just the third time in the history of the award that State has had multiple finalists. In 2014, **Jacob Lindgren** and **Ross Mitchell** were both finalists, while in 2016 the trio of **Dakota Hudson**, **Reid Humphreys** and Mangum all earned finalist honors.

Two For the Spikes

- Senior **Jake Mangum** and redshirt-junior **Ethan Small** added another honor to the list, as the duo was tabbed as two of the 25 semifinalists for the 2019 Golden Spikes Award, presented by USA Baseball in partnership with the Rod Dedeaux Foundation.
- Mississippi State's history with the Golden Spikes Award began in 1984, when **Rafael Palmeiro** was named a finalist for the award. In 1985, **Will Clark** produced the only Golden Spikes Award-winning season in program history.
- Since the award began naming semifinalists in 2007, only three other Diamond Dawgs have been named semifinalists for the award. **Dakota Hudson** (2016), **Brent Rooker** (2017) and **Chris Stratton** (2012) have each earned the semifinalist distinction, with Rooker being named just the third finalist in program history, joining Clark and Palmeiro.

Duo on Howser Trophy List

- Senior **Jake Mangum** and redshirt-junior **Ethan Small** added another honor to the list, as the duo was tabbed as two of the 25 semifinalists for the 2019 Golden Spikes Award, presented by USA Baseball in partnership with the Rod Dedeaux Foundation.
- Mangum and Small add to Mississippi State's recent history with the award, giving the Diamond Dawgs six student-athletes that have earned semifinalist distinction; **Hunter Renfroe** (2013), **Dakota Hudson** (2016), **Brent Rooker** (2017) and **Chris Stratton** (2012).

Allen Earns SEC All-Tournament

- Sophomore **Tanner Allen** earned SEC All-Tournament Team following the conclusion of the event, leading all first basemen in batting average (.313) and extra base hits (2).
- The all-tournament selection is the first for Mississippi State since 2016, when pitcher **Zac Houston** earned a spot on the team. That season, Houston pitched a career-best 8 2/3 innings, allowing just four hits, in a 4-1 win over Alabama.
- Allen is the fourth first baseman to earn SEC All-Tournament honors, joining **Tim Weisheim** (1979), **John Mitchell** (1987) and **Tommy Raffo** (1990) as Diamond Dawgs to earn all-tournament honors at first base.

Six Earn NCAA Starkville Regional All-Tournament Honors

- Six Diamond Dawgs earned NCAA Starkville Regional All-Tournament honors following Mississippi State's three-game sweep to advance to the NCAA Super Regional round.
- Sophomore **Rowdy Jordan** headlined the list by earning NCAA Starkville Regional Most Valuable Player. It is the 16th time that a Diamond Dawg earned NCAA Regional MVP.
- Junior **Dustin Skelton** (C), sophomore **Tanner Allen** (1B), sophomore **Justin Foscue** (2B), sophomore **Josh Hatcher** (DH), Jordan (LF) and redshirt-junior **Ethan Small** (P) all earned the nod to the all-tournament team.
- The total ties for the third-most all-time behind the 1985 and 2011 teams that each garnered seven.

Specialty Stats

Runners On Base - Hitting

Name	H	AB	Avg.
Allen, Tanner	50	137	.365
Bell, Benjamin	--	1	--
Brock, Bryce	1	2	.500
Cumbest, Brad	11	28	.393
Foscue, Justin	48	137	.350
Gilbert, Marshall	18	61	.295
Ginn, JT	--	1	--
Halter, Gunner	20	68	.294
Hancock, Luke	9	25	.360
Hatcher, Josh	18	52	.346
Jones, Hayden	4	23	.174
Jordan, Landon	9	31	.290
Jordan, Rowdey	42	128	.328
MacNamee, Elijah	31	111	.279
Mangum, Jake	49	120	.408
Skelton, Dustin	37	100	.370
Westburg, Jordan	47	138	.341

Runners in Scoring Position - Hitting

Name	H	AB	Avg.
Allen, Tanner	32	88	.364
Bell, Benjamin	--	--	--
Brock, Bryce	1	2	.500
Cumbest, Brad	6	17	.353
Foscue, Justin	32	98	.327
Gilbert, Marshall	7	39	.179
Ginn, JT	--	1	--
Halter, Gunner	13	44	.295
Hancock, Luke	8	18	.444
Hatcher, Josh	13	31	.419
Jones, Hayden	2	15	.133
Jordan, Landon	5	19	.263
Jordan, Rowdey	27	76	.355
MacNamee, Elijah	20	70	.286
Mangum, Jake	30	71	.423
Skelton, Dustin	29	66	.439
Westburg, Jordan	32	86	.372

2019 SEC Awards

Specialty Award Winners

Player of the Year: JJ Bleday, Vanderbilt
Pitcher of the Year: Ethan Small, Mississippi State
Freshman of the Year: JT Ginn, Mississippi State
 Coach of the Year: Tim Corbin, Vanderbilt
 Scholar-Athlete of the Year: Garrett Stallings, Tennessee

First-Team All-SEC

C: Philip Clarke, Vanderbilt
1B: Tanner Allen, Mississippi State
2B: Justin Foscue, Mississippi State
 3B: Austin Martin, Vanderbilt
 SS: Grae Kessinger, Ole Miss
 OF: JJ Bleday, Vanderbilt
OF: Jake Mangum, Mississippi State
 OF: Alerick Soularie, Tennessee
 DH/UT: Nelson Maldonado, Florida
SP: Ethan Small, Mississippi State
 SP: Emerson Hancock, Georgia
 RP: Tyler Brown, Vanderbilt

Second-Team All-SEC Team

C: Cooper Johnson, Ole Miss
 1B: Trevor Ezell, Arkansas
 2B: LJ Talley, Georgia
 3B: Aaron Schunk, Georgia
 SS: Casey Martin, Arkansas
 OF: Dominic Fletcher, Arkansas
 OF: Heston Kjerstad, Arkansas
 OF: Antoine Duplant, LSU
 DH/UT: Matt Goodheart, Arkansas
 SP: TJ Sikkema, Missouri
 SP: Zack Thompson, Kentucky
 RP: Matt Cronin, Arkansas

Freshman All-SEC Team

JT Ginn, SP, Mississippi State
 Kumar Rocker, SP, Vanderbilt
 Doug Nihazy, SP, Ole Miss
 Cole Henry, SP, LSU
 Cole Wilcox, SP, Georgia
 Patrick Wicklander, SP, Arkansas
 Connor Noland, SP, Arkansas
 Ryan Bliss, 2B, Auburn
 Christian Franklin, OF, Arkansas
 Joseph Menefee, RP, Texas A&M
 Kendrick Calilao, 1B, Florida
 Brett Kerry, RP, South Carolina

SEC All-Defensive Team

C: Cooper Johnson, Ole Miss
 1B: Trevor Ezell, Arkansas*
 1B: Julian Infante, Vanderbilt*
 2B: LJ Talley, Georgia
 3B: Austin Martin, Vanderbilt
 SS: Cam Shepherd, Georgia
 OF: Dominic Fletcher, Arkansas
OF: Jake Mangum, Mississippi State
 OF: Zach Watson, LSU
 P: Garrett Stallings, Tennessee

*Ties in voting are not broken

Quite the Haul for MSU

After winning 45 regular season games and claiming a share of the Southeastern Conference Western Division title, the Mississippi State baseball program took home an unprecedented haul from the conference office on Monday (May 20) as redshirt-junior **Ethan Small** was tabbed SEC Pitcher of the Year and rookie **JT Ginn** earned SEC Freshman of the Year, to go along with four first-team All-SEC selections.

Small was joined on the All-SEC first team by senior centerfielder **Jake Mangum**, sophomore first baseman **Tanner Allen** and sophomore second baseman **Justin Foscue**. Mangum was also named to the SEC's All-Defensive Team, while Ginn earned a spot on the SEC All-Freshman Team, as well.

The two specialty awards mark the first time in program history that a Bulldog team earned multiple conference specialty awards in one season, as both Ginn and Small are the second MSU student-athlete to win their respective awards.

Small joins **Chris Stratton** (2012) as the only SEC Pitcher of the Year winners in program history, with the award first handed out in 2003. The first SEC Freshman of the Year award was given out in 2000, with Ginn and **Mangum** (2016) the only Diamond Dawgs to garner the honor.

MSU placed at least one student-athlete on the All-SEC first team for the fourth-straight season, which is the longest active streak in the conference. The four first-team honorees are tied for the fourth-most in program history, behind the five honorees from the 1949, 1971 and 1977 teams. The four first-team honors are the most since the 2016 team also had four.

The four first-team honorees were tied for the most in the conference with Vanderbilt. Arkansas had the most overall honorees, with six student-athletes on the list, all earning second-team honors.

Small enjoyed one of the most dominant seasons on the mound in program history to earn SEC Pitcher of the Year and a spot on the All-SEC first team. He worked 83 innings and finished the year with an 8-1 record. A conference-high-tying seven of those wins came in conference play. His 139 strikeouts were the most in the SEC and ranked No. 2 nationally in the regular season.

His 1.84 ERA was third in the SEC, while he limited the opposition to just a .158 batting average against on the year. Small issued only 28 free base runners, walking 22 and hitting six. In his 83 innings of work, the left-hander allowed 45 hits and 19 runs, only 17 earned.

Ginn tied the Mississippi State freshman record for pitching victories during the 2019 campaign, as he posted an 8-3 overall mark. His eight victories equal the total by Paul Maholm (2001). He struck out 95 batters in 75.0 innings of work to rank No. 10 in the conference. His 3.12 ERA, along with his .217 batting average against both ranked among the top-15 in the conference.

In the 75 innings of work on the mound, Ginn walked just 16 batters and of his 62 hits allowed, only 11 went for extra bases all season. He also limited the opponent to just 62 hits and 29 runs, just 26 earned.

Enjoying one of the storied careers in Southeastern Conference history, Mangum capped his final trek through the regular season with his third first-team All-SEC selection. He becomes the first Diamond Dawg to ever earn three, first-team All-SEC honors and is the only MSU baseball student-athlete to ever garner four selections to the All-SEC team, grabbing second-team honors as a sophomore.

Mangum paced the conference in hits (95), ranked second in batting average (.375) and stolen bases (21), and third in runs scored (65) and doubled (20).

During the regular season, Mangum moved his name atop the Mississippi State and Southeastern Conference all-time hits charts. He passed **Jeffrey Rea** (335; 2004-07) for the MSU record and LSU's **Eddy Furniss** (352; 1995-97) for the SEC career record, moving into a tie for No. 6 on the NCAA's all-time list with 370 career hits entering the postseason. Mangum also ranks among the top-10 in Mississippi State history in batting average, at bats, runs, doubles, triples, total bases stolen bases and games played.

Allen enjoyed a career year at the plate, while also anchoring the Bulldog infield with 56 starts at first base. He posted career-high numbers at the plate in average (.348), runs scored (51), doubles (20), home runs (6), RBIs (59) and walks (32). He ranked among the top-five in the SEC in hits, RBIs and doubles, while his .348 average was sixth highest in the conference.

Foscue had a breakout sophomore year, playing two positions on the infield during the 2019 campaign. In starts at third base and second base, the right-handed hitter boosted his batting average over 100 points during his second season and his 14 home runs are the most in a single season since **Brent Rooker** hit 23 in 2017. He posted career highs in average (.348), runs scored (58), doubles (21), home runs (14), hits (81), RBIs (56) and total bases (144). Overall, he ranked among the top-10 in average, slugging percentage (.618), runs scored, hits, RBIs, doubles, home runs and total bases in the conference.





All-SEC

Year	Pos.	Player	Honor
1941	P	David Ferriss	First Team
1942	P	David Ferriss	First Team
1948	P	Phil Brandon	First Team
	OF	John Grace	First Team
	SS	Alex Grammas	First Team
1949	2B	Jimmy Bragan	First Team
	P	Phil Brandon	First Team
	C	Moss Cowart	First Team
	SS	Alex Grammas	First Team
	OF	Lee Watts	First Team
1950	P	Joe Sheppard	First Team
1951	SS	Dan Murphy	First Team
1952	SS	Dan Murphy	First Team
1953	2B	Frank Bragan	First Team
	RF	Lewis Gilardoni	First Team
	P	Curt Monroe	First Team
	SS	Jackie Parker	Second Team
1954	C	Braxton Nail	First Team
	LF	Jackie Parker	First Team
1955	1B	Frank McNally	First Team
	C	Braxton Nail	First Team
1957	2B	Don Gardiner	First Team
1958	1B	Jim Boring	First Team
	3B	Doug Litton	First Team
	OF	Charlie Turner	First Team
1960	UTL	Gary Dempsey	First Team
1962	OF	Bill Etheridge	First Team
	3B	Hal Green	First Team
	P	Frank Montgomery	First Team
	C	Art Nester	First Team
1963	OF	Bill Etheridge	First Team
1964	OF	Mike Burns	First Team
	P	Ken Tatum	First Team
	OF	Del Unser	First Team
1966	3B	Don Bell	First Team
	P	Ken Tatum	First Team
	OF	Del Unser	First Team
1967	1B	Gary Washington	First Team
1968	C	Sam Fletcher	First Team
	OF	Jim Howarth	First Team
1969	OF	Manuel Washington	First Team
1970	P	Brantley Jones	First Team
	UTL	Dave Phares	First Team
	1B	Jocko Potts	First Team
	C	Fred Yilling	First Team
1971	SS	Bobby Crosswell	First Team
	OF	Ted Milton	First Team
	P	Mike Proffitt	First Team
	3B	Phil Still	First Team
	P	Jerry Thompson	First Team
1973	2B	Dale Holland	First Team
1974	C	Rick Davidson	First Team
	UTL	Wayne Pinkerton	First Team
1977	C	Russ Aldrich	First Team
	1B	Jim Kallaher	First Team
	OF	Mike Kelley	First Team
	P	Jack Lazorko	First Team
	OF	Nat Showalter	First Team
1978	C	Russ Aldrich	First Team
	OF	Del Bender	First Team
	P	Jack Lazorko	First Team
1979	OF	Mike Kelley	First Team
	OF	Bob Kocol	First Team
	P	Ken Kurtz	First Team
	C	John McDonald	First Team
1980	OF	Mark Gillaspie	First Team
1981	1B	Bruce Castoria	First Team
	OF	Mark Gillaspie	First Team
	P	Steve Susce	First Team
1982	DH	Bruce Castoria	First Team
	OF	Dave Klipstein	First Team
1983	P	Hans Herzog	First Team
	DH	Rafael Palmeiro	First Team
	OF	Brad Winkler	First Team
1984	P	Jeff Brantley	First Team
	1B	Will Clark	First Team
	OF	Rafael Palmeiro	First Team
	2B	Gator Thiesen	First Team
1985	P	Jeff Brantley	First Team
	1B	Will Clark	First Team
	P	Gene Morgan	First Team

Year	Pos.	Player	Honor
1986	OF	Dan Paradoa	First Team
1988	DH	Richie Grayum	Second Team
	OF	Jody Hurst	First Team
	1B	Tommy Raffo	Second Team
	P	Bobby Reed	Second Team
	3B	Pete Young	First Team
1989	OF	Jody Hurst	First Team
	2B	Burke Masters	First Team
	1B	Tommy Raffo	First Team
	C	Barry Winford	Second Team
	3B	Pete Young	Second Team
1990	OF	John Cohen	First Team
	1B	Tommy Raffo	First Team
	P	Bobby Reed	Second Team
1991	2B	Charlie Anderson	Second Team
	P	Jay Powell	Second Team
1992	OF	Rex Buckner	Second Team
	P	Jon Harden	First Team
	SS	Paul Petrulis	Second Team
	P	B.J. Wallace	First Team
1993	OF	Rex Buckner	Second Team
	P	Carlton Loewer	Second Team
	SS	Paul Petrulis	Second Team
	OF	Ricky Joe Redd	Second Team
1994	P	Gary Rath	First Team
1995	OF	David Hayman	Second Team
1996	P	Eric DuBose	First Team
	C	Blake Anderson	Second Team
	DH	Rob Hauswald	Second Team
1997	OF	Brooks Bryan	Second Team
	P	Eric DuBose	Second Team
	P	Van Johnson	Second Team
	3B	Adam Piatt	Second Team
1998	1B	Richard Lee	Second Team
	P	Jeremy Jackson	Second Team
	OF	Brian Wiese	Second Team
1999	OF	Brian Wiese	First Team
	1B	Cliff Wren	First Team
	DH	Ty Martin	Second Team
2000	3B	Travis Chapman	First Team
	OF	Shane Kelly	Second Team
2001	P	Tanner Brock	First Team
2002	P	Paul Maholm	Second Team
2003	3B	Steve Gendron	Second Team
	P	Paul Maholm	First Team
	SS	Matthew Maniscalco	Second Team
2004	OF	Brad Corley	First Team
	C	Craig Tatum	Second Team
2006	SS	Thomas Berkery	First Team
	2B	Jeffrey Rea	First Team
2007	C	Edward Easley	First Team
	2B	Jeffrey Rea	Second Team
2011	P	Caleb Reed	Second Team
2012	P	Chris Stratton	First Team
2013	P	Jonathan Holder	First Team
	OF	Hunter Renfroe	First Team
	2B	Brett Pirtle	Second Team
2014	P	Jacob Lindgren	First Team
	P	Ross Mitchell	Second Team
	2B	Brett Pirtle	Second Team
2016	P	Dakota Hudson	First Team
	1B	Nathaniel Lowe	First Team
	OF	Jake Mangum	First Team
	DH	Jack Kruger	First Team
	DH	Brent Rooker	Second Team
2017	1B	Brent Rooker	First Team
	SS	Ryan Girdley	First Team
	OF	Jake Mangum	Second Team
2018	OF	Jake Mangum	First Team
2019	1B	Tanner Allen	First Team
	2B	Justin Foscue	First Team
	OF	Jake Mangum	First Team
	P	Ethan Small	First Team

Specialty Awards/Teams

SEC Player of the Year			Established in 1994
Year	Pos.	Player	Key Statistics
2017	1B/OF	Brent Rooker	.415 BA / 20 HR / 73 RBIs Claimed SEC Triple Crown
SEC Pitcher of the Year			Established in 2003
Year	Pos.	Player	Key Statistics
2012	RHP	Chris Stratton	2.38 ERA / 11-2 / 109.2 IP 127 K / SEC Leader in ERA
2018	LHP	Ethan Small	1.84 ERA / 8-1 / 83.0 IP 139 K / SEC Leader in Ks
SEC Freshman of the Year			Established in 2000
Year	Pos.	Player	Key Statistics
2016	OF	Jake Mangum	.408 BA / 84 H / .458 OBP Won SEC Batting Title
2018	P	JT Ginn	8-3 / 3.12 ERA / .217 BAA 75.0 IP / 16 BB to 95 K
SEC Coach of the Year			Established in 1933
Year	Coach		
1948	R.P. "Doc" Patty		
1949	R.P. "Doc" Patty		
1965	Paul Gregory		
1966	Paul Gregory		
1970	Paul Gregory		
1971	Paul Gregory		
1979	Ron Polk		
1985	Ron Polk		
1989	Ron Polk		
2016	John Cohen		
SEC Baseball Scholar-Athlete of the Year			Established in 2004
Year	Pos.	Player	
1990	IF	Burke Masters *	
1998	P	Jeremy Jackson *	
2013	IF	Sam Frost	
2014	IF	Seth Heck	
2015	IF	Seth Heck	
* - Student-Athlete honored as the overall SEC Scholar-Athlete of the Year, regardless of sport.			
SEC All-Defensive Team			Established in 2008
Year	Pos.	Player	
2012	P	Kendall Graveman	
2013	SS	Adam Frazier	
	OF	Hunter Renfroe	
2014	SS	Seth Heck	
	2B	Brett Pirtle	
2017	OF	Jake Mangum	
2018	OF	Jake Mangum	
2019	OF	Jake Mangum	
SEC All-Freshman Team			Established in 2005
Year	Pos.	Player	
2007	IF	Connor Powers	
2009	P	Nick Routt	
2010	P	Chris Stratton	
2011	OF	CT Bradford	
	SS	Adam Frazier	
2012	P	Jonathan Holder	
2014	C	Gavin Collins	
2015	SS	Ryan Girdley	
2016	OF	Jake Mangum	
2018	OF	Tanner Allen	
2019	P	JT Ginn	



Going Yard

Below is a listing of all of the home runs for the 2019 season, including expanded data for those home runs that MSU hits at home.

Gm	Name	Inn.	On Base	Exit Velocity	Launch Angle	Distance
1	Allen, Tanner	6	1	97	32	369 feet
1	MacNamee, Elijah	8	2	97	31	365 feet
2	Allen, Tanner	2	2	97	29	365 feet
3	Foscue, Justin *	2	--	101	30	375 feet
3	Jones, Hayden	5	--	104	31	400 feet
6	Foscue, Justin *	2	--	99	27	376 feet
6	Skelton, Dustin	5	1	101	29	402 feet
6	Skelton, Dustin *	7	--	97	27	397 feet
8	Gilbert, Marshall *	3	--	102	29	375 feet
8	Foscue, Justin	3	1	101	21	372 feet
9	Foscue, Justin	1	4	102	27	397 feet
9	Halter, Gunner *	2	--	96	22	323 feet
14	Westburg, Jordan	5	2	104	22	410 feet
15	Skelton, Dustin	2	1	101	28	385 feet
16	Skelton, Dustin	4	--	103	36	381 feet
16	Foscue, Justin	5	2	98	36	360 feet
17	MacNamee, Elijah	5	3	95	30	380 feet
18	Foscue, Justin *	5	--	--	--	--
19	Mangum, Jake ^	1	--	--	--	--
19	Allen, Tanner *	4	--	--	--	--
19	MacNamee, Elijah	6	--	--	--	--
24	Westburg, Jordan	8	--	107	22	409 feet
25	Westburg, Jordan	5	1	105	26	405 feet
25	Skelton, Dustin	8	2	101	34	388 feet
26	Foscue, Justin	2	--	104	22	371 feet
26	Westburg, Jordan	3	2	98	28	365 feet
27	Foscue, Justin	3	2	97	31	392 feet
27	MacNamee, Elijah *	5	--	104	31	388 feet
27	Foscue, Justin	5	--	96	30	373 feet
28	Westburg, Jordan	5	1	103	28	408 feet
29	Jordan, Rowdey	9	1	94	43	331 feet
30	Skelton, Dustin	1	3	96	29	335 feet
30	Allen, Tanner	1	--	100	20	370 feet
33	Jordan, Rowdey *	3	--	--	--	--
33	Allen, Tanner	5	2	--	--	--
34	Foscue, Justin	2	--	104	26	406 feet
34	Allen, Tanner	7	2	104	21	410 feet
35	Westburg, Jordan	2	2	96	35	358 feet
36	MacNamee, Elijah	7	1	102	27	361 feet
36	Skelton, Dustin	7	2	100	34	399 feet
36	Marshall Gilbert *	8	--	105	22	407 feet
37	Marshall Gilbert	5	--	98	30	380 feet
38	Skelton, Dustin	8	2	100	41	373 feet
39	Jordan, Rowdey *	5	--	96	23	345 feet
39	MacNamee, Elijah *	9	--	103	29	403 feet
40	Foscue, Justin	5	2	101	29	390 feet
42	Jordan, Rowdey *	5	--	--	--	--
43	Skelton, Dustin	6	2	91	36	341 feet
44	Foscue, Justin	1	2	100	22	365 feet
44	Jordan, Rowdey	3	--	98	29	374 feet
48	Foscue, Justin	7	--	98	21	338 feet
49	Marshall Gilbert	2	2	106	29	391 feet
53	Marshall Gilbert	2	2	99	31	359 feet
54	Hatcher, Josh *	4	--	101	34	379 feet
54	Skelton, Dustin	5	3	103	26	408 feet
54	Jordan, Landon *	6	--	100	25	387 feet
54	Cumbest, Brad	8	2	97	32	394 feet
55	Hatcher, Josh *	7	--	97	32	335 feet
55	Hatcher, Josh	8	1	105	30	411 feet
56	Foscue, Justin *	4	--	--	--	--
60	Jordan, Rowdey	8	1	--	--	--
61	Allen, Tanner *	9	--	--	--	--

62 total home runs in 2019

(* - Home run led off an inning | ^ - Leadoff home run (bottom/top 1st)

NOTE: Data not included for games at Florida, Samford or Tennessee. No data included for Governor's Cup game vs. Ole Miss. Data not available for season finale versus South Carolina due to power outage at Dudy Noble Field. No date available for the NCAA Tournament.

The Last Time...

- SEC Tournament | % - NCAA Regional | ^ - NCAA Super Regional | S - College World Series

A MISSISSIPPI STATE TEAM...	
Won 15+ Consecutive Games	17 - Feb. 15-March 8, 2013
Won 10+ Consecutive Games	14 - Feb. 23-March 16, 2019
Won 10+ Consecutive SEC Games	12 - April 30-May 25, 2016
Won 5+ Consecutive SEC Games	6 - May 4-17, 2019
Lost 5+ Consecutive Games	6 - May 7-16, 2015
Lost 5+ Consecutive SEC Games	6 - May 7-16, 2015
Swept a Three-Game Series	at Ole Miss; May 10-12, 2019
at Home	Georgia; April 26-28, 2019
on The Road	at Ole Miss; May 10-12, 2019
Swept a Non-Conference Three-Game Series	Maine; March 8-10, 2019
at Home	Maine; March 8-10, 2019
on The Road	at Hawaii-Hilo; 1985
Swept a Three-Game SEC Series	at Ole Miss; May 10-12
at Home	Georgia; April 26-28, 2019
on The Road	at Ole Miss; May 10-12, 2019
Was Swept in a Three-Game Series	at Arkansas; April 18-20, 2019
at Home	Vanderbilt; March 16-18, 2018
on The Road	at Arkansas; April 18-20, 2019
Was Swept in a Three-Game Non-Conference Series	at Southern Miss; Feb. 16-18, 2018
at Home	Southeastern Louisiana; Feb. 26-28, 2010
on The Road	at Southern Miss; Feb. 16-18, 2018
Was Swept in a Three-Game SEC Series	at Arkansas; April 18-20, 2019
at Home	Vanderbilt; March 16-18, 2018
on The Road	at Arkansas; April 18-20, 2019
Played An Extra-Inning Game	W, 6-3 (11 innings) - at Tennessee; April 5, 2019
Won An Extra-Inning Game	W, 6-3 (11 innings) - at Tennessee; April 5, 2019
Lost An Extra-Inning Game	L, 0-1 (10 innings) - Southern Miss; Feb. 22, 2019
Played Consecutive Extra-Inning Games	May 4-5, 2018; at Alabama, W, 14-12 (10 innings) and L, 3-4 (10 innings)
Won Consecutive Extra-Inning Games	May 10-11, 2014; Tennessee, W, 1-0 (10 innings) and W, 4-3 (12 innings)
Won on a Walk-Off	W, 6-5 - LSU, May 22, 2019 # Tanner Allen RBI double in the ninth inning
Won Consecutive Games Via A Walk-Off	May 10-11, 2014; Tennessee, W, 1-0 (10 innings) and W, 4-3 (12 innings) Seth Heck RBI single in the 10th inning Cody Walker bases loaded walk in the 12th inning

A MISSISSIPPI STATE OFFENSE...	
Scored 30+ Runs	32 - Jackson State; April 29, 1988
Scored 25+ Runs	27 - Alcorn State; April 20, 2010
Scored 20+ Runs	24 - South Carolina; May 16, 2019
Scored 15+ Runs	24 - South Carolina; May 16, 2019
Scored 10+ Runs In An Inning	10 - ULM (4th); April 3, 2019
Scored 9+ Runs In An Inning	9 - at Ole Miss (4th); May 12, 2019
Scored 8+ Runs In An Inning	9 - at Ole Miss (4th); May 12, 2019
Had 30+ Hits	30 - Kentucky; April 30, 1989
Had 25+ Hits	26 - Little Rock; Feb. 28, 1999
Had 20+ Hits	21 - South Carolina; May 16, 2019
Had 20+ Hits in Back-to-Back Games	Auburn (20, 21); March 23-24, 2019
Had 6+ Home Runs	6 - at UAB; March 18, 2008
Had 5+ Home Runs	5 - Alabama; May 2, 2009
Hit Back-To-Back Home Runs	1st Inning, Dustin Skelton (Grand Slam)/Tanner Allen (Solo) - ULM; April 3, 2019
Hit Back-To-Back-To-Back Home Runs	8th Inning, Russ Sneed (2R HR)/Connor Powers (Solo)/Ryan Duffy (Solo); Alabama, May 3, 2009
Had 3+ Triples	3 - Southern Cal; March 14, 2004
Had 8+ Doubles	8 - Auburn; March 24, 2019
Had 7+ Doubles	7 - Georgia; April 26, 2019
Had 6+ Doubles	7 - Georgia; April 26, 2019
Had 10+ Walks	13 - Georgia; April 26, 2019
Had 9+ Stolen Bases	10 - Arkansas-Pine Bluff; March 18, 2017
Had 8+ Stolen Bases	10 - Arkansas-Pine Bluff; March 18, 2017
Didn't Strikeout in a Game	Jackson State; Feb. 26, 2019
Had Two or Fewer Strikeouts	2 - South Alabama; April 10, 2019
Was Shut Out	vs. Vanderbilt (0-1); May 23, 2019 #
at Home	Southern Miss (0-1); Feb. 22, 2019
on The Road	at Texas A&M-1 (0-1); May 4, 2019
Back-To-Back Games	Auburn (0-5, 0-4); March 27-28, 2015
Three-Straight Games	vs. Southern Miss (0-3); March 24, 2018 and Auburn (0-5, 0-4); March 27-28, 2015



A MISSISSIPPI STATE PITCHING STAFF...

Held Opponent To 1 Hit	at Texas A&M; May 3, 2019
Held Opponent To 2 Hits	Texas Southern; April 16, 2019
Struck Out 20+ Batters	Not Since At Least 2004
Struck Out 15+ Batters	18 - vs. LSU; May 22, 2019 #
Did Not Issue A Walk	at Texas A&M-2; May 4, 2019
Shut Out An Opponent	at Ole Miss; May 10, 2019 (2-0)
at Home	Alabama; April 12, 2019 (6-0)
on The Road	at Ole Miss; May 10, 2019 (2-0)
Neutral Site Game	vs. Washington; June 16, 2018 \$
Postseason Game	vs. Washington; June 16, 2018 \$
Recorded Back-To-Back Shutouts	2016 (Nicholls State, Feb. 28 [8-0] and Alcorn State, March 1 [14-0])
Shut Out An SEC Opponent	at Ole Miss; May 10, 2019 (2-0)
At Home	Alabama; April 12, 2019 (6-0)
On The Road	at Ole Miss; May 10, 2019 (2-0)
Neutral Site	vs. Georgia; May 24, 2017 (3-0) #

A MISSISSIPPI STATE BATTER HAD...

Hit for the Cycle	Brad Freeman; South Alabama, Feb. 17, 1998
Walk-Off Hit	Gunner Halter; LSU, May 22, 2019 #
8+ At-Bats	8 - Jordan Westburg, Tanner Allen & Rowdey Jordan vs. LSU, May 22, 2019 #
6+ Hits	6 - Adam Frazier; at Virginia, June 8, 2013
5+ Hits	5 - Tanner Allen; South Carolina, May 16, 2019
4+ Hits	4 - Tanner Allen; Central Michigan, June 1, 2019 %
2+ Hits In An Inning	Dustin Skelton (1B, 1B; 4th inning); at Ole Miss, May 12, 2019
5+ Runs	5 - Jon Knott; Little Rock, Feb. 28, 1999
4+ Runs	4 - Tanner Allen & Jake Mangum; South Carolina, May 16, 2019
3+ Doubles	3 - Justin Foscue; Georgia, April 26, 2019
2+ Triples	2 - C.T. Bradford; at Arizona, March 9, 2014
3+ Home Runs	3 - Brent Rooker; vs. Kentucky, April 8, 2017
2+ Home Runs	2 - Josh Hatcher; May 17, 2019
Inside-The-Park Home Run	Cody Brown; vs. Kentucky, April 7, 2017
Pinch Hit Home Run	Cole Gordon; vs. South Alabama, June 4, 2017
Leadoff Home Run (Top or bottom of 1st inning)	Jake Mangum (Top 1st); at Florida-1, March 16, 2019
Walk-Off Home Run	Elijah MacNamee (2-run HR); at Vanderbilt, June 8, 2018
Hit a Grand Slam	Dustin Skelton; South Carolina, May 16, 2019
Multiple Grand Slams	Never
A Pinch Hit Grand Slam	Never
10+ RBIs	11 - Jason Nappi; at UAB, March 18, 2008
9+ RBIs	9 - Ryan Duffy; vs. Jackson State, April 6, 2010
8+ RBIs	8 - Brent Rooker; vs. Indiana State, Feb. 24, 2017
7+ RBIs	7 - Jordan Westburg; vs. North Carolina, June 19, 2018 \$
10+ Total Bases	13 - Brent Rooker; vs. Kentucky, April 8, 2017
4+ Walks	4 - Seth Heck; vs. Marshall, Feb. 21, 2015
3+ Walks	3 - Rowdey Jordan; Georgia, April 26, 2019
4+ Stolen Bases	4 - Derrick Armstrong; vs. Michigan State, March 1, 2014
3+ Stolen Bases	3 - Brent Rooker; vs. Arkansas-Pine Bluff, March 14, 2017
Stole Home	Hunter Stovall; vs. Alcorn State, March 1, 2016
3+ Hit By Pitches	3 - Jordan Westburg; Youngstown State-2, Feb. 16, 2019

A MISSISSIPPI STATE PITCHER HAD...

A Perfect Game	J.T. Peatross; Mississippi College (1-0), 1918
A No-Hitter	Gene Morgan; at Hawaii-Hilo (2-0), April 6, 1985
A Complete Game (9 Inn.)	Jacob Billingsley; at Southern Miss (8-1), June 6, 2017 %
A Complete Game (7 Inn.)	JT Ginn; at Texas A&M-1 (0-1), May 4, 2019
Complete-Game 1-Hitter	Unknown
Complete-Game 2-Hitter	Ricky Bowen; vs. Ole Miss, March 16, 2008
Consecutive Complete Games	Dakota Hudson; 2016 (at Auburn (4-0), May 13 and Arkansas (7-0), May 19)
A Complete-Game Shutout	Dakota Hudson; vs. Arkansas (7-0), May 19, 2016
at Home	Dakota Hudson; vs. Arkansas (7-0), May 19, 2016
on The Road	Dakota Hudson; at Auburn (4-0), May 13, 2016
SEC Game	Dakota Hudson; vs. Arkansas (7-0), May 19, 2016
as a Freshman	Scott Tanksley; vs. Mississippi College (6-0), April 20, 1993
Postseason Game	B.J. Wallace; vs. Nicholls State (1-0), May 21, 1992 %
17+ Strikeouts	17 - Chris Stratton; at LSU, March 16, 2012
15+ Strikeouts	15 - Ethan Small; Alabama, April 14, 2019
10+ Strikeouts	10 - Ethan Small; Central Michigan, June 1, 2019 %
Recorded Two Saves In One Day	Trevor Fitts; vs. Marshall and Alabama A&M, Feb. 22, 2015

A MISSISSIPPI STATE DEFENSE...

Turned 5+ Double Plays	5 - San Diego, March 8, 2015
Turned 4+ Double Plays	5 - San Diego, March 8, 2015
Turned 3+ Double Plays	3 - Miami (Fla.), June 1, 2019 %
Turned A Triple Play	Auburn-Montgomery, March 9, 1991
Had 5+ Errors	5 - at Vanderbilt, March 18, 2011
Threw Out 3 Base Runners	3 - Gavin Collins; Eastern Illinois, March 1, 2014

Hit It Hard

Top 10 Exit Velocities

Below is a listing of the top-10 hardest hit balls by MSU in 2019.

Exit Velocity	Name	Opponent	Result
112.2	Jordan Westburg	Auburn (3/22)	Ground Out
111.9	Jordan Westburg	Auburn (3/22)	Double
109.9	Jordan Westburg	Youngstown State (2/15)	Single
109.3	Jordan Westburg	Southern Miss (2/23)	Single
108.9	Jordan Westburg	Southeastern La. (2/27)	Ground Out
108.6	Justin Foscue	Alabama (4/14)	Single
108.5	Elijah MacNamee	Memphis (5/8)	Double
108.4	Josh Hatcher	South Carolina (5/17)	Line Out
108.2	Gunner Halter	South Carolina (5/16)	Double
107.8	Rowdey Jordan	Auburn (3/23)	Single

NOTE: Data not included for games at Florida, Samford or Tennessee. No data included for Governor's Cup game vs. Ole Miss. No date available for NCAA Tournament games.

Individual Exit Velocities

Below is a listing of each MSU student-athlete's average and top exit velocity of the 2019 season.

Name	Average EV	Top EV
Allen, Tanner	92.7	107.3
Brock, Bryce	91.3	100.3
Cumbest, Brad	92.0	106.0
Foscue, Justin	91.9	108.6
Gilbert, Marshall	88.0	106.5
Halter, Gunner	90.2	106.5
Hancock, Luke	85.9	99.1
Hatcher, Josh	90.3	108.4
Jones, Hayden	88.6	107.2
Jordan, Landon	89.7	105.7
Jordan, Rowdey	89.4	107.9
MacNamee, Elijah	86.9	108.5
Mangum, Jake	90.0	102.2
Skelton, Dustin	87.9	104.6
Westburg, Jordan	92.6	112.2

NOTE: Data not included for games at Florida, Samford or Tennessee. No data included for Governor's Cup game vs. Ole Miss. No date available for NCAA Tournament games.

Barrel Count

Below is a listing of each MSU student-athlete's total barreled balls. A barreled ball is 98-plus exit velocity and a 10-35 degree launch angle. Barreled balls include all balls put in play.

Name	Average EV
Allen, Tanner	24
Brock, Bryce	1
Cumbest, Brad	3
Foscue, Justin	28
Gilbert, Marshall	14
Halter, Gunner	10
Hancock, Luke	2
Hatcher, Josh	7
Jones, Hayden	6
Jordan, Landon	3
Jordan, Rowdey	14
MacNamee, Elijah	15
Mangum, Jake	10
Skelton, Dustin	19
Westburg, Jordan	19

NOTE: Data not included for games at Florida, Samford or Tennessee. No data included for Governor's Cup game vs. Ole Miss. No date available for NCAA Tournament games.



Season Statistics

Record: 49-13 Home: 35-5 Away: 10-6 Neutral: 4-2 SEC: 20-10

Player	avg	gp-gs	ab	r	h	2b	3b	hr	rbi	tb	slg%	bb	hp	so	gdp	ob%	sf	sh	sb-att	po	a	e	fld%
15 Mangum, Jake	.357	62-62	280	71	100	22	3	1	39	131	.468	22	7	22	2	.415	2	0	21-27	147	3	4	.974
5 Allen, Tanner	.350	62-62	254	55	89	22	1	7	63	134	.528	32	5	35	4	.427	4	1	1-2	492	33	2	.996
17 Foscue, Justin	.340	62-62	256	63	87	22	0	14	58	151	.590	26	1	28	4	.399	3	0	2-4	58	131	11	.945
8 Skelton, Dustin	.308	58-54	201	36	62	6	1	10	50	100	.498	19	6	50	3	.378	4	4	3-5	485	73	2	.996
4 Jordan, Rowdey	.302	62-61	235	54	71	13	0	6	47	102	.434	28	4	39	3	.381	3	2	11-13	90	0	1	.989
11 Westburg, Jordan	.296	61-61	243	64	72	19	2	6	59	113	.465	38	11	63	3	.409	4	0	6-6	69	140	12	.946
40 MacNamee, Elijah	.289	55-55	197	47	57	18	0	6	47	93	.472	33	8	31	3	.403	5	0	4-7	71	4	2	.974

27 Brock, Bryce	.500	4-0	2	1	1	0	0	0	1	1	.500	0	0	0	0	.500	0	0	0-0	3	0	0	1.000
32 Jordan, Landon	.328	33-11	58	17	19	3	0	1	11	25	.431	6	1	7	2	.400	0	0	4-4	9	13	0	1.000
20 Hancock, Luke	.326	26-12	43	9	14	4	0	0	14	18	.419	11	3	10	2	.483	1	1	0-0	43	7	1	.980
10 Hatcher, Josh	.323	41-26	96	14	31	5	2	3	20	49	.510	9	1	21	1	.387	0	0	3-4	13	1	1	.933
34 Gilbert, Marshall	.308	50-30	117	21	36	6	0	5	16	57	.487	19	5	29	4	.426	0	4	0-0	41	42	6	.933
2 Halter, Gunner	.287	50-40	136	36	39	6	0	1	17	48	.353	16	1	33	0	.364	1	7	3-3	37	55	10	.902
33 Cumbest, Brad	.286	33-8	49	9	14	4	0	1	11	21	.429	3	2	12	1	.345	1	0	0-0	6	0	0	1.000
12 Jones, Hayden	.224	27-14	49	5	11	4	0	1	5	18	.367	2	1	8	0	.269	0	0	1-2	64	3	2	.971
3 Ginn, JT	.000	3-0	3	0	0	0	0	0	0	0	.000	0	0	1	0	.000	0	0	0-0	8	10	1	.947
31 Bell, Benjamin	.000	9-0	1	3	0	0	0	0	0	0	.000	0	0	0	1	.000	0	0	0-0	0	0	0	.000
Totals	.317	62	2220	505	703	154	9	62	458	1061	.478	264	56	389	33	.398	28	19	59-77	1668	586	62	.973
Opponents	.226	62	2076	252	469	87	7	34	224	672	.324	214	52	667	27	.312	15	21	53-81	1585	594	84	.963

LOB - Team (494), Opp (459). DPs turned - Team (33), Opp (39). CI - Team (1), Jones 1. IBB - Team (17), Mangum 8, Allen 3, Jordan, R. 2, Foscue 1, Skelton 1, MacNamee 1, Jordan, L. 1, Opp (5). Picked off - Allen 2, Westburg 1, Gilbert 1, Foscue 1, Mangum 1, Jordan, R. 1, MacNamee 1.

(All games Sorted by Earned run avg)

Player	era	w-l	app	gs	cg	sho	sv	ip	h	r	er	bb	so	2b	3b	hr	b/avg	wp	hp	bk	sfa	sha
44 Small, Ethan	1.88	9-2	16	16	0	0/3	0	96.0	53	22	20	27	160	13	1	7	.160	3	8	0	0	5
3 Ginn, JT	3.36	8-4	16	16	1	0/0	0	80.1	69	35	30	18	103	11	0	1	.223	13	4	2	1	2
13 Plumlee, Peyton	3.87	6-4	19	14	0	0/1	0	74.1	59	36	32	26	57	7	3	6	.213	9	7	0	1	4

43 Breaux, Kale	0.00	0-0	1	0	0	0/0	0	0.1	1	0	0	1	1	1	0	0	.500	0	0	0	0	0
39 Spring, Tyler	2.61	1-0	10	0	0	0/0	0	10.1	7	3	3	8	13	4	0	0	.189	2	1	0	0	0
19 Liebelt, Jared	2.74	2-0	30	0	0	0/5	5	49.1	48	22	15	9	32	11	1	4	.255	1	3	0	3	1
16 Eagan, Jack	3.09	1-0	18	1	0	0/1	0	23.1	12	9	8	17	34	5	0	1	.164	1	5	0	1	3
55 Price, Spencer	3.09	0-0	12	0	0	0/0	0	11.2	10	5	4	7	11	2	0	1	.227	1	1	0	0	1
41 White, Colby	3.28	3-1	25	0	0	0/2	0	24.2	16	10	9	7	45	3	0	2	.180	1	1	0	0	0
6 Smith, Brandon	3.93	3-0	26	3	0	0/1	0	36.2	43	17	16	6	31	7	1	3	.299	1	4	0	2	1
24 Gordon, Cole	3.96	4-0	26	0	0	0/0	11	38.2	28	18	17	23	61	4	0	3	.199	6	1	0	2	0
37 Cerantola, Eric	4.40	3-0	10	4	0	0/0	0	14.1	8	9	7	11	20	3	0	0	.154	2	5	1	0	0
14 Self, Riley	4.81	2-0	21	0	0	0/1	0	24.1	36	14	13	7	17	6	0	2	.343	3	1	0	1	0
46 Barlow, Trysten	5.25	3-1	27	0	0	0/1	0	24.0	20	15	14	12	32	3	0	2	.225	3	6	0	2	2
18 James, Keegan	5.49	4-1	17	8	0	0/1	0	39.1	43	28	24	29	38	6	1	2	.279	7	3	1	2	2
27 Brock, Bryce	7.56	0-0	7	0	0	0/0	0	8.1	16	9	7	6	12	1	0	0	.390	0	2	0	0	0
Totals	3.54	49-13	62	62	1	5/5	16	556.0	469	252	219	214	667	87	7	34	.226	53	52	4	15	21
Opponents	7.62	13-49	62	62	1	3/2	6	529.1	703	505	448	264	389	154	9	62	.317	83	56	7	28	19

PB - Team (7), Skelton 5, Jones 1, Gilbert 1, Opp (16). Pickoffs - Team (5), Spring 1, Ginn 1, Skelton 1, Eagan 1, Gordon 1, Opp (8). SBA/ATT - Skelton (37-56), Ginn (14-19), James (9-13), Plumlee (8-12), Small (6-10), Jones (6-8), Barlow (4-7), Hancock (6-7), Gilbert (3-7), Smith (4-4), Gordon (2-4), White (3-4), Cerantola (1-3), Self (0-2), Spring (1-1), Eagan (1-1), Liebelt (0-1).



Southeastern Conference Statistics

Record: 20-10 Home: 11-4 Away: 9-6 SEC: 20-10

Player	avg	gp-gs	ab	r	h	2b	3b	hr	rbi	tb	slg%	bb	hp	so	gdp	ob%	sf	sh	sb-att	po	a	e	fld%
5 Allen, Tanner	.384	30-30	125	23	48	12	1	2	26	68	.544	15	0	20	2	.447	1	1	0-1	244	22	1	.996
15 Mangum, Jake	.345	30-30	139	31	48	11	1	1	15	64	.460	9	2	11	1	.393	0	0	5-8	78	1	4	.952
17 Foscue, Justin	.333	30-30	126	32	42	13	0	7	30	76	.603	10	0	12	2	.382	0	0	1-3	27	71	3	.970
4 Jordan, Rowdey	.313	30-29	112	23	35	6	0	4	28	53	.473	12	3	16	1	.391	1	1	3-4	43	0	1	.977
8 Skelton, Dustin	.292	30-29	106	18	31	5	0	4	24	48	.453	12	3	26	2	.374	2	3	1-2	266	39	1	.997
11 Westburg, Jordan	.279	30-30	122	28	34	10	0	4	31	56	.459	18	4	38	1	.381	3	0	1-1	31	75	5	.955
40 MacNamee, Elijah	.273	27-27	99	21	27	9	0	4	15	48	.485	14	2	18	1	.371	1	0	0-0	34	2	2	.947

32 Jordan, Landon	.462	13-2	13	4	6	0	0	1	5	9	.692	2	1	1	0	.563	0	0	1-1	2	1	0	1.000
34 Gilbert, Marshall	.308	24-15	52	14	16	3	0	2	6	25	.481	10	3	13	1	.446	0	1	0-0	9	27	3	.923
2 Halter, Gunner	.301	27-22	73	15	22	6	0	0	9	28	.384	6	0	17	0	.350	1	3	1-1	14	23	8	.822
10 Hatcher, Josh	.292	21-14	48	9	14	1	0	3	9	24	.500	4	1	13	0	.358	0	0	1-1	5	0	0	1.000
33 Cumbest, Brad	.281	17-5	32	5	9	3	0	1	7	15	.469	1	2	9	1	.333	1	0	0-0	1	0	0	1.000
20 Hancock, Luke	.238	12-6	21	5	5	2	0	0	4	7	.333	5	1	5	1	.407	0	0	0-0	3	0	0	1.000
12 Jones, Hayden	.125	7-1	8	1	1	0	0	0	0	1	.125	0	0	0	0	.125	0	0	0-0	3	0	0	1.000
27 Brock, Bryce	.000	1-0	0	0	0	0	0	0	0	0	.000	0	0	0	0	.000	0	0	0-0	1	0	0	1.000
Totals	.314	30	1076	229	338	81	2	33	209	522	.485	118	22	199	13	.390	10	9	14-22	786	295	32	.971
Opponents	.248	30	1007	148	250	52	5	22	133	378	.375	99	21	298	12	.326	8	13	15-29	771	283	24	.978

LOB - Team (235), Opp (214). DPs turned - Team (12), Opp (16). IBB - Team (5), Mangum 4, MacNamee 1, Opp (2). Picked off - Mangum 1, MacNamee 1, Allen 1, Foscue 1, Gilbert 1.

(SEC games only Sorted by Earned run avg)

Player	era	w-l	app	gs	cg	sho	sv	ip	h	r	er	bb	so	2b	3b	hr	b/avg	wp	hp	bk	sfa	sha
44 Small, Ethan	1.98	7-1	10	10	0	0/3	0	59.0	31	14	13	20	99	10	1	5	.153	3	3	0	0	2
19 Liebelt, Jared	2.97	0-0	17	0	0	0/3	4	30.1	29	15	10	3	18	8	0	2	.257	1	2	0	3	1
3 Ginn, JT	3.78	4-3	10	10	1	0/0	0	50.0	49	24	21	13	63	10	0	0	.247	5	2	0	0	2
13 Plumlee, Peyton	3.92	4-4	8	8	0	0/0	0	39.0	30	20	17	14	22	3	3	4	.211	2	2	0	1	4

37 Cerantola, Eric	0.00	0-0	1	0	0	0/0	0	1.0	0	0	0	1	3	0	0	0	.000	0	0	0	0	0
39 Spring, Tyler	0.00	0-0	1	0	0	0/0	0	0.2	0	0	0	2	0	0	0	0	.000	1	0	0	0	0
16 Eagan, Jack	3.38	0-0	5	0	0	0/0	0	5.1	3	3	2	6	7	2	0	0	.188	0	0	0	1	1
46 Barlow, Trysten	6.00	1-0	13	0	0	0/0	0	12.0	10	9	8	6	15	3	0	2	.217	1	5	0	1	2
14 Self, Riley	6.30	1-0	8	0	0	0/0	0	10.0	17	7	7	2	9	3	0	1	.370	2	1	0	0	0
6 Smith, Brandon	7.00	0-0	10	0	0	0/0	0	9.0	17	8	7	1	4	2	0	2	.415	0	2	0	1	0
18 James, Keegan	7.24	1-1	7	2	0	0/0	0	13.2	20	12	11	8	13	4	1	0	.328	4	2	1	0	1
41 White, Colby	7.59	1-1	11	0	0	0/1	0	10.2	11	10	9	6	20	2	0	2	.256	1	0	0	0	0
55 Price, Spencer	8.31	0-0	5	0	0	0/0	0	4.1	4	4	4	3	1	1	0	1	.235	0	0	0	0	0
24 Gordon, Cole	10.54	1-0	10	0	0	0/0	2	13.2	20	17	16	11	18	3	0	3	.345	4	1	0	1	0
27 Brock, Bryce	13.50	0-0	4	0	0	0/0	0	3.1	9	5	5	3	6	1	0	0	.474	0	1	0	0	0
Totals	4.47	20-10	30	30	1	3/3	6	262.0	250	148	130	99	298	52	5	22	.248	24	21	1	8	13
Opponents	7.49	10-20	30	30	1	1/0	5	257.0	338	229	214	118	199	81	2	33	.314	32	22	1	10	9

PB - Team (4), Skelton 4, Opp (8). Pickoffs - Team (1), Skelton 1, Opp (5). SBA/ATT - Skelton (14-25), Ginn (6-9), Small (2-5), James (4-4), White (2-3), Gilbert (1-3), Gordon (1-2), Plumlee (0-2), Barlow (0-2), Self (0-1), Liebelt (0-1).



Last Five Games Statistics

Record: 3-2 Home: 3-0 Away: 0-0 Neutral: 0-2 SEC: 0-0

Player	avg	gp-gs	ab	r	h	2b	3b	hr	rbi	tb	slg%	bb	hp	so	gdp	ob%	sf	sh	sb-att	po	a	e	fld%
4 Jordan, Rowdey	.474	5-5	19	4	9	1	0	1	5	13	.684	2	0	5	0	.524	0	0	1-1	12	0	0	1.000
8 Skelton, Dustin	.389	5-5	18	4	7	0	0	0	3	7	.389	1	2	7	0	.476	0	0	1-1	38	2	0	1.000
5 Allen, Tanner	.364	5-5	22	4	8	1	0	1	3	12	.545	0	0	1	0	.364	0	0	0-0	26	1	0	1.000
17 Foscue, Justin	.353	5-5	17	3	6	1	0	0	2	7	.412	4	0	2	0	.455	1	0	0-0	7	11	1	.947
10 Hatcher, Josh	.278	5-5	18	1	5	2	0	0	4	7	.389	1	0	5	0	.316	0	0	1-1	5	0	0	1.000
11 Westburg, Jordan	.235	5-5	17	3	4	1	0	0	4	5	.294	3	1	2	2	.381	0	0	2-2	7	9	1	.941
34 Gilbert, Marshall	.235	5-5	17	1	4	0	0	0	0	4	.235	1	1	4	1	.316	0	1	0-0	1	8	1	.900
15 Mangum, Jake	.150	5-5	20	5	3	1	0	0	0	4	.200	2	1	3	1	.261	0	0	0-0	15	0	0	1.000

20 Hancock, Luke	.200	2-2	5	0	1	0	0	0	0	1	.200	0	0	2	0	.200	0	1	0-0	11	0	0	1.000
40 MacNamee, Elijah	.083	3-3	12	0	1	1	0	0	3	2	.167	1	1	2	1	.214	0	0	0-0	0	0	0	.000
2 Halter, Gunner	.000	1-0	1	0	0	0	0	0	0	0	.000	0	0	1	0	.000	0	0	0-0	0	0	0	.000
32 Jordan, Landon	.000	1-0	1	0	0	0	0	0	0	0	.000	0	0	0	0	.000	0	0	0-0	0	0	0	.000
33 Cumbest, Brad	.000	3-0	1	0	0	0	0	0	0	0	.000	0	0	0	0	.000	0	0	0-0	1	0	0	1.000
Totals	.286	5	168	25	48	8	0	2	24	62	.369	15	6	34	5	.363	1	2	5-5	126	35	4	.976
Opponents	.250	5	160	23	40	5	0	3	21	54	.338	20	3	50	5	.341	2	0	5-6	126	49	6	.967

LOB - Team (41), Opp (36). DPs turned - Team (7), Opp (5). IBB - Team (1), Mangum 1.

(Last Five Games Sorted by Earned run avg)

Player	era	w-l	app	gs	cg	sho	sv	ip	h	r	er	bb	so	2b	3b	hr	b/avg	wp	hp	bk	sfa	sha
44 Small, Ethan	2.08	1-1	2	2	0	0/0	0	13.0	8	3	3	5	21	0	0	1	.174	0	2	0	0	0
13 Plumlee, Peyton	3.00	1-0	2	1	0	0/0	0	6.0	5	2	2	1	3	0	0	1	.238	0	0	0	0	0
3 Ginn, JT	6.75	0-1	2	2	0	0/0	0	5.1	7	6	4	2	8	1	0	0	.304	1	0	0	0	0

24 Gordon, Cole	0.00	0-0	3	0	0	0/0	2	4.0	1	0	0	2	8	1	0	0	.071	0	0	0	0	0
37 Cerantola, Eric	0.00	0-0	1	0	0	0/0	0	2.0	1	0	0	0	1	0	0	0	.143	0	0	1	0	0
41 White, Colby	0.00	0-0	2	0	0	0/0	0	2.0	1	0	0	1	4	0	0	0	.143	0	0	0	0	0
55 Price, Spencer	0.00	0-0	1	0	0	0/0	0	1.1	1	0	0	0	1	0	0	0	.200	0	0	0	0	0
19 Liebelt, Jared	4.15	1-0	2	0	0	0/0	0	4.1	6	2	2	2	2	1	0	1	.333	0	0	0	0	0
46 Barlow, Trysten	13.50	0-0	2	0	0	0/0	0	1.1	1	2	2	2	0	0	0	0	.250	0	0	0	0	0
39 Spring, Tyler	13.50	0-0	1	0	0	0/0	0	0.2	0	1	1	2	1	0	0	0	.000	0	0	0	0	0
14 Self, Riley	20.25	0-0	2	0	0	0/0	0	1.1	6	4	3	2	0	2	0	0	.667	0	0	0	1	0
6 Smith, Brandon	40.50	0-0	1	0	0	0/0	0	0.2	3	3	3	1	1	0	0	0	.750	0	1	0	1	0
Totals	4.29	3-2	5	5	0	0/0	2	42.0	40	23	20	20	50	5	0	3	.250	1	3	1	2	0
Opponents	4.93	2-3	5	5	0	1/1	1	42.0	48	25	23	15	34	8	0	2	.286	3	6	1	1	2

PB - Team (0), Opp (1). SBA/ATT - Skelton (3-4), Ginn (2-3), Smith (2-2), Small (1-1), Hancock (1-1).



Last 10 Games Statistics

Record: 7-3 Home: 6-1 Away: 0-0 Neutral: 1-2 SEC: 2-1

Player	avg	gp-gs	ab	r	h	2b	3b	hr	rbi	tb	slg%	bb	hp	so	gdp	ob%	sf	sh	sb-att	po	a	e	fld%
5 Allen, Tanner	.469	10-10	49	10	23	6	1	1	12	34	.694	2	1	2	0	.500	0	0	0-0	72	4	0	1.000
4 Jordan, Rowdey	.455	10-10	44	11	20	2	0	1	11	25	.568	5	0	8	1	.510	0	0	3-3	24	0	0	1.000
17 Foscue, Justin	.375	10-10	40	11	15	4	0	1	5	22	.550	8	0	5	1	.469	1	0	0-0	15	18	1	.971
10 Hatcher, Josh	.344	9-9	32	7	11	3	0	3	9	23	.719	1	0	7	0	.364	0	0	1-1	9	0	1	.900
34 Gilbert, Marshall	.308	10-10	39	6	12	0	0	1	5	15	.385	2	1	10	1	.357	0	2	0-0	4	19	3	.885
8 Skelton, Dustin	.293	10-10	41	7	12	1	0	1	9	16	.390	5	2	13	0	.388	1	0	1-2	79	9	0	1.000
11 Westburg, Jordan	.227	10-10	44	9	10	2	0	0	9	12	.273	5	3	8	2	.346	0	0	2-2	17	22	2	.951
15 Mangum, Jake	.146	10-10	48	11	7	2	0	0	2	9	.188	4	2	7	1	.241	0	0	1-1	31	0	0	1.000

32 Jordan, Landon	.556	5-1	9	3	5	0	0	1	2	8	.889	1	1	1	0	.636	0	0	2-2	1	0	0	1.000
2 Halter, Gunner	.286	6-0	7	2	2	1	0	0	3	3	.429	2	0	3	0	.400	1	0	0-0	3	0	0	1.000
20 Hancock, Luke	.250	7-6	20	3	5	1	0	0	3	6	.300	2	3	6	0	.400	0	1	0-0	16	3	0	1.000
33 Cumbest, Brad	.200	7-1	5	1	1	0	0	1	3	4	.800	1	1	1	0	.429	0	0	0-0	2	0	0	1.000
40 MacNamee, Elijah	.083	3-3	12	0	1	1	0	0	3	2	.167	1	1	2	1	.214	0	0	0-0	0	0	0	.000
12 Jones, Hayden	.000	2-0	2	0	0	0	0	0	0	0	.000	0	0	1	0	.000	0	0	0-0	3	0	0	1.000
27 Brock, Bryce	.000	3-0	0	0	0	0	0	0	0	0	.000	0	0	0	0	.000	0	0	0-0	2	0	0	1.000
Totals	.316	10	392	81	124	23	1	10	76	179	.457	39	15	74	7	.396	3	3	10-11	285	87	8	.979
Opponents	.254	10	362	50	92	16	1	8	46	134	.370	48	4	104	6	.344	4	4	12-16	275	97	14	.964

LOB - Team (96), Opp (87). DPs turned - Team (8), Opp (8). IBB - Team (4), Mangum 3, Jordan, R. 1, Opp (2).

(Last Ten Games Sorted by Earned run avg)

Player	era	w-l	app	gs	cg	sho	sv	ip	h	r	er	bb	so	2b	3b	hr	b/avg	wp	hp	bk	sfa	sha
24 Gordon, Cole	1.59	0-0	6	0	0	0/0	2	11.1	4	2	2	8	20	2	0	1	.105	1	0	0	0	0
44 Small, Ethan	2.50	2-1	3	3	0	0/0	0	18.0	11	5	5	8	28	3	0	1	.175	0	2	0	0	0
3 Ginn, JT	4.76	0-1	3	3	0	0/0	0	11.1	10	8	6	4	16	1	0	0	.227	3	0	0	0	1
13 Plumlee, Peyton	5.06	1-1	3	2	0	0/0	0	10.2	10	6	6	2	6	0	1	2	.263	0	0	0	0	2

41 White, Colby	0.00	1-0	3	0	0	0/0	0	3.0	1	0	0	2	6	0	0	0	.100	0	0	0	0	0
55 Price, Spencer	0.00	0-0	2	0	0	0/0	0	2.1	1	0	0	1	1	0	0	0	.125	0	0	0	0	0
16 Eagan, Jack	0.00	0-0	2	0	0	0/0	0	2.1	1	0	0	4	2	0	0	0	.143	0	0	0	0	0
37 Cerantola, Eric	2.70	0-0	3	0	0	0/0	0	3.1	3	1	1	1	4	1	0	0	.231	0	0	1	0	0
18 James, Keegan	2.84	1-0	3	0	0	0/0	0	6.1	7	2	2	4	4	0	0	1	.292	0	0	0	1	0
19 Liebelt, Jared	4.00	1-0	6	0	0	0/0	0	9.0	10	8	4	3	5	2	0	3	.278	0	1	0	0	1
6 Smith, Brandon	5.62	1-0	4	2	0	0/0	0	8.0	13	5	5	2	7	3	0	0	.371	0	1	0	1	0
39 Spring, Tyler	6.75	0-0	2	0	0	0/0	0	1.1	1	1	1	3	1	1	0	0	.250	0	0	0	0	0
14 Self, Riley	8.31	0-0	5	0	0	0/0	0	4.1	12	5	4	2	0	2	0	0	.480	0	0	0	1	0
46 Barlow, Trysten	10.12	0-0	5	0	0	0/0	0	2.2	2	3	3	3	1	0	0	0	.250	0	0	0	1	0
27 Brock, Bryce	36.00	0-0	1	0	0	0/0	0	1.0	6	4	4	1	3	1	0	0	.667	0	0	0	0	0
Totals	4.07	7-3	10	10	0	0/0	2	95.0	92	50	43	48	104	16	1	8	.254	4	4	1	4	4
Opponents	6.97	3-7	10	10	0	1/1	2	91.2	124	81	71	39	74	23	1	10	.316	12	15	1	3	3

PB - Team (0), Opp (1). Pickoffs - Team (1), Eagan 1. SBA/ATT - Skelton (10-13), Ginn (4-5), James (2-3), Small (2-3), Smith (2-2), Hancock (1-2), White (1-1), Gordon (0-1), Barlow (1-1).



Versus Ranked Opponents Statistics

Record: 20-11 Home: 10-4 Away: 7-5 Neutral: 3-2 SEC: 13-8

Player	avg	gp-gs	ab	r	h	2b	3b	hr	rbi	tb	slg%	bb	hp	so	gdp	ob%	sf	sh	sb-att	po	a	e	fld%
15 Mangum, Jake	.364	31-31	132	27	48	11	1	1	12	64	.485	14	3	10	2	.430	2	0	4-7	69	3	4	.947
8 Skelton, Dustin	.324	31-30	111	16	36	6	0	4	23	54	.486	10	3	32	1	.383	4	3	2-3	268	41	1	.997
11 Westburg, Jordan	.288	31-31	125	26	36	13	0	3	26	58	.464	16	5	39	3	.385	2	0	2-2	40	82	7	.946
5 Allen, Tanner	.278	31-31	126	14	35	7	0	1	23	45	.357	16	2	24	2	.366	1	1	0-1	248	20	1	.996
17 Foscue, Justin	.273	31-31	128	29	35	10	0	7	26	66	.516	14	0	20	1	.343	1	0	1-3	30	69	5	.952
4 Jordan, Rowdey	.250	31-30	112	21	28	6	0	4	19	46	.411	16	3	24	3	.356	1	1	3-4	57	0	1	.983
40 MacNamee, Elijah	.232	28-28	99	18	23	7	0	3	12	39	.394	14	3	18	2	.339	2	0	0-0	30	1	2	.939

32 Jordan, Landon	.333	13-1	15	1	5	0	0	0	3	5	.333	1	0	1	1	.375	0	0	1-1	4	4	0	1.000
20 Hancock, Luke	.300	11-7	20	3	6	3	0	0	4	9	.450	4	2	5	1	.462	0	1	0-0	13	0	0	1.000
34 Gilbert, Marshall	.269	24-14	52	8	14	3	0	0	1	17	.327	8	4	12	1	.406	0	2	0-0	7	19	4	.867
2 Halter, Gunner	.268	27-24	82	13	22	5	0	0	10	27	.329	6	0	23	0	.318	0	3	1-1	20	28	8	.857
33 Cumbest, Brad	.263	13-3	19	2	5	3	0	0	2	8	.421	1	0	5	1	.300	0	0	0-0	2	0	0	1.000
12 Jones, Hayden	.250	10-4	16	1	4	1	0	0	0	5	.313	1	0	2	0	.294	0	0	0-1	10	1	0	1.000
10 Hatcher, Josh	.240	21-14	50	6	12	2	0	0	4	14	.280	4	1	16	0	.309	0	0	1-1	7	0	1	.875
3 Ginn, JT	.000	2-0	2	0	0	0	0	0	0	0	.000	0	0	1	0	.000	0	0	0-0	5	8	0	1.000
27 Brock, Bryce	.000	1-0	0	0	0	0	0	0	0	0	.000	0	0	0	0	.000	0	0	0-0	2	0	0	1.000
31 Bell, Benjamin	.000	3-0	0	0	0	0	0	0	0	0	.000	0	0	0	0	.000	0	0	0-0	0	0	0	.000
Totals	.284	31	1089	185	309	77	1	23	165	457	.420	125	26	232	18	.367	13	11	15-24	828	300	38	.967
Opponents	.233	31	1043	144	243	42	5	20	130	355	.340	109	24	321	16	.317	11	8	17-32	820	293	32	.972

LOB - Team (259), Opp (223). DPs turned - Team (17), Opp (23). IBB - Team (11), Mangum 6, Jordan, R. 2, Allen 2, MacNamee 1, Opp (3). Picked off - Gilbert 1, Mangum 1, Foscue 1, Allen 1.

(Versus Ranked Opponents Sorted by Earned run avg)

Player	era	w-l	app	gs	cg	sho	sv	ip	h	r	er	bb	so	2b	3b	hr	b/avg	wp	hp	bk	sfa	sha
44 Small, Ethan	1.64	5-2	9	9	0	0/2	0	55.0	22	11	10	16	90	2	1	5	.120	3	4	0	0	2
3 Ginn, JT	3.74	5-4	10	10	1	0/0	0	55.1	48	27	23	15	71	9	0	0	.223	9	3	1	0	1
13 Plumlee, Peyton	3.89	4-2	9	7	0	0/0	0	37.0	28	18	16	11	24	3	2	4	.201	4	2	0	1	1

37 Cerantola, Eric	0.00	0-0	1	0	0	0/0	0	2.0	1	0	0	0	1	0	0	0	.143	0	0	1	0	0
16 Eagan, Jack	3.38	0-0	7	0	0	0/0	0	8.0	7	4	3	8	9	3	0	1	.280	0	1	0	1	1
27 Brock, Bryce	3.86	0-0	3	0	0	0/0	0	2.1	3	1	1	2	3	0	0	0	.300	0	1	0	0	0
19 Liebelt, Jared	3.90	0-0	17	0	0	0/2	3	27.2	30	13	12	7	16	6	0	2	.286	0	3	0	3	0
24 Gordon, Cole	4.82	2-0	12	0	0	0/0	5	18.2	12	11	10	14	31	0	0	1	.179	3	1	0	1	0
46 Barlow, Trysten	5.79	1-1	16	0	0	0/0	0	14.0	10	10	9	10	18	2	0	1	.204	2	5	0	2	1
18 James, Keegan	5.94	2-1	8	4	0	0/0	0	16.2	23	12	11	13	16	3	1	0	.319	6	1	1	1	2
39 Spring, Tyler	6.75	0-0	2	0	0	0/0	0	1.1	0	1	1	4	1	0	0	0	.000	1	0	0	0	0
41 White, Colby	7.15	0-1	12	0	0	0/0	0	11.1	11	10	9	3	22	2	0	2	.250	0	1	0	0	0
6 Smith, Brandon	7.30	0-0	10	1	0	0/0	0	12.1	22	11	10	2	10	5	1	2	.400	0	2	0	1	0
55 Price, Spencer	7.71	0-0	5	0	0	0/0	0	4.2	5	4	4	2	2	1	0	1	.263	0	0	0	0	0
14 Self, Riley	9.31	1-0	9	0	0	0/0	0	9.2	21	11	10	2	7	6	0	1	.429	1	0	0	1	0
Totals	4.21	20-11	31	31	1	2/2	8	276.0	243	144	129	109	321	42	5	20	.233	29	24	3	11	8
Opponents	5.56	11-20	31	31	1	3/2	4	273.1	309	185	169	125	232	77	1	23	.284	29	26	1	13	11

PB - Team (3), Skelton 3, Opp (9). Pickoffs - Team (2), Skelton 1, Eagan 1, Opp (4). SBA/ATT - Skelton (14-25), Ginn (10-13), Barlow (1-4), James (3-4), Gordon (1-3), Gilbert (1-3), Small (1-3), White (1-2), Hancock (1-1), Liebelt (0-1), Plumlee (0-1), Self (0-1), Jones (0-1).



Results

Date	Opponent		Score	Inns	Overall	SEC	Pitcher of record	Attend	Time
Feb 15, 2019	YOUNGSTOWN STATE	w	14-3	9	1-0-0	0-0-0	Gordon (W 1-0)	8503	3:00
Feb 16, 2019	YOUNGSTOWN STATE-1	w	14-2	9	2-0-0	0-0-0	Ginn (W 1-0)	9157	3:00
Feb 16, 2019	YOUNGSTOWN STATE-2	w	8-0	9	3-0-0	0-0-0	James (W 1-0)	9157	2:52
Feb 20, 2019	UAB	w	3-2	9	4-0-0	0-0-0	Self (W 1-0)	6539	2:54
Feb 22, 2019	#21 SOUTHERN MISS	L	0-1	(10)	4-1-0	0-0-0	Barlow (L 0-1)	7091	2:33
Feb 23, 2019	#21 SOUTHERN MISS	w	8-1	9	5-1-0	0-0-0	Ginn (W 2-0)	9376	2:35
Feb 24, 2019	#21 SOUTHERN MISS	w	4-3	9	6-1-0	0-0-0	Gordon (W 2-0)	9449	3:21
Feb 26, 2019	JACKSON STATE	w	17-4	9	7-1-0	0-0-0	Cerantola (W 1-0)	7019	2:56
Feb 27, 2019	SOUTHEASTERN LA.	w	12-0	9	8-1-0	0-0-0	Plumlee (W 1-0)	7860	3:01
\$ Mar 01, 2019	vs Sam Houston State	w	5-4	9	9-1-0	0-0-0	Barlow (W 1-1)	6447	2:54
\$ Mar 02, 2019	vs #8 Texas Tech	w	4-2	9	10-1-0	0-0-0	Ginn (W 3-0)	7527	3:23
Mar 05, 2019	#14 EAST CAROLINA	w	4-1	9	11-1-0	0-0-0	James (W 2-0)	7013	3:12
Mar 06, 2019	ARKANSAS-PINE BLUFF	w	14-1	9	12-1-0	0-0-0	Cerantola (W 2-0)	6506	3:08
Mar 08, 2019	MAINE-1	w	9-2	9	13-1-0	0-0-0	Small (W 1-0)	7238	2:42
Mar 08, 2019	MAINE-2	w	5-1	9	14-1-0	0-0-0	Ginn (W 4-0)	7238	2:35
Mar 10, 2019	MAINE	w	9-8	9	15-1-0	0-0-0	White (W 1-0)	7458	3:19
Mar 13, 2019	GRAMBLING	w	18-1	9	16-1-0	0-0-0	Cerantola (W 3-0)	7495	3:19
* Mar 15, 2019	at #4 Florida	w	6-5	9	17-1-0	1-0-0	Small (W 2-0)	4215	3:12
* Mar 16, 2019	at #4 Florida-1	w	10-5	9	18-1-0	2-0-0	Ginn (W 5-0)	4019	3:13
* Mar 16, 2019	at #4 Florida-2	L	2-4	9	18-2-0	2-1-0	James (L 2-1)	3247	2:48
Mar 19, 2019	LITTLE ROCK	w	15-4	9	19-2-0	2-1-0	Eagan (W 1-0)	7470	3:28
Mar 20, 2019	at Samford	w	6-4	9	20-2-0	2-1-0	Spring (W 1-0)	2284	3:23
* Mar 22, 2019	#16 AUBURN	L	5-6	9	20-3-0	2-2-0	White (L 1-1)	10029	3:14
* Mar 23, 2019	#16 AUBURN	w	15-2	9	21-3-0	3-2-0	Ginn (W 6-0)	12343	3:22
* Mar 24, 2019	#16 AUBURN	w	20-15	9	22-3-0	4-2-0	Gordon (W 3-0)	9886	4:11
Mar 26, 2019	MISS. VALLEY STATE	w	18-5	9	23-3-0	4-2-0	Liebelt (W 1-0)	7198	3:24
* Mar 28, 2019	#17 LSU	w	6-5	9	24-3-0	5-2-0	Small (W 3-0)	9797	3:34
* Mar 29, 2019	#17 LSU	L	5-10	9	24-4-0	5-3-0	Ginn (L 6-1)	11262	3:36
* Mar 30, 2019	#17 LSU	L	2-11	9	24-5-0	5-4-0	Plumlee (L 1-1)	11648	3:15
Apr 03, 2019	ULM	w	21-8	9	25-5-0	5-4-0	Smith (W 1-0)	7532	3:46
* Apr 05, 2019	at Tennessee	w	6-3	(11)	26-5-0	6-4-0	Barlow (W 2-1)	2684	3:33
* Apr 06, 2019	at Tennessee	L	1-2	9	26-6-0	6-5-0	Plumlee (L 1-2)	2485	2:46
* Apr 07, 2019	at Tennessee	w	7-5	9	27-6-0	7-5-0	James (W 3-1)	2416	3:09
Apr 10, 2019	SOUTH ALABAMA	w	7-5	9	28-6-0	7-5-0	Smith (W 2-0)	7270	3:13
* Apr 12, 2019	ALABAMA	w	6-0	9	29-6-0	8-5-0	Small (W 4-0)	10386	2:55
* Apr 13, 2019	ALABAMA	w	9-1	9	30-6-0	9-5-0	Plumlee (W 2-2)	11112	3:59
* Apr 14, 2019	ALABAMA	w	13-3	9	31-6-0	10-5-0	Ginn (W 7-1)	8593	3:25
Apr 16, 2019	TEXAS SOUTHERN	w	5-1	9	32-6-0	10-5-0	White (W 2-1)	7402	2:46
* Apr 18, 2019	at #10 Arkansas	L	3-5	9	32-7-0	10-6-0	Small (L 4-1)	8338	2:50
* Apr 19, 2019	at #10 Arkansas	L	5-12	9	32-8-0	10-7-0	Plumlee (L 2-3)	9573	3:58
* Apr 20, 2019	at #10 Arkansas	L	2-10	9	32-9-0	10-8-0	Ginn (L 7-2)	11087	2:58
Apr 23, 2019	vs #23 Ole Miss	w	8-1	9	33-9-0	10-8-0	Barlow (W 3-1)	8638	3:30
* Apr 26, 2019	#3 GEORGIA	w	19-3	9	34-9-0	11-8-0	Small (W 5-1)	9061	3:40
* Apr 27, 2019	#3 GEORGIA	w	9-3	9	35-9-0	12-8-0	Ginn (W 8-2)	9572	3:33
* Apr 28, 2019	#3 GEORGIA	w	6-5	9	36-9-0	13-8-0	Plumlee (W 3-3)	8204	3:18
* May 03, 2019	at #15 Texas A&M	w	4-0	9	37-9-0	14-8-0	Small (W 6-1)	4734	2:51
* May 04, 2019	at #15 Texas A&M-1	L	0-1	7	37-10-0	14-9-0	Ginn (L 8-3)	-	1:56
* May 04, 2019	at #15 Texas A&M-2	w	4-3	7	38-10-0	15-9-0	Plumlee (W 4-3)	7275	2:26
May 08, 2019	MEMPHIS	w	10-9	9	39-10-0	15-9-0	Gordon (W 4-0)	8061	3:29
* May 10, 2019	at #11 Ole Miss	w	2-0	9	40-10-0	16-9-0	Small (W 7-1)	8797	3:16
* May 11, 2019	at #11 Ole Miss	w	8-5	9	41-10-0	17-9-0	Self (W 2-0)	8967	4:03
* May 12, 2019	at #11 Ole Miss	w	11-5	9	42-10-0	18-9-0	Plumlee (W 5-3)	8572	3:25
May 14, 2019	LOUISIANA TECH	w	7-3	9	43-10-0	18-9-0	Smith (W 3-0)	7989	3:14
* May 16, 2019	SOUTH CAROLINA	w	24-7	9	44-10-0	19-9-0	Small (W 8-1)	8094	3:42
* May 17, 2019	SOUTH CAROLINA	w	11-2	9	45-10-0	20-9-0	White (W 3-1)	9235	3:03
* May 18, 2019	SOUTH CAROLINA	L	8-10	9	45-11-0	20-10-0	Plumlee (L 5-4)	10461	4:02
! May 22, 2019	vs #16 LSU	w	6-5	(17)	46-11-0	20-10-0	James (W 4-1)	13902	6:43
! May 23, 2019	vs #2 Vanderbilt	L	0-1	9	46-12-0	20-10-0	Small (L 8-2)	8620	2:59
! May 24, 2019	vs #16 LSU	L	2-12	7	46-13-0	20-10-0	Ginn (L 8-4)	14294	3:08
\$ May 31, 2019	SOUTHERN	w	11-6	9	47-13-0	20-10-0	Liebelt (W 2-0)	8826	3:33
\$ June 1, 2019	CENTRAL MICHIGAN	w	7-2	9	48-13-0	20-10-0	Small (W 9-2)	11511	3:09
\$ Jun 02, 2019	#19 MIAMI (FLA.)	w	5-2	9	49-13-0	20-10-0	Plumlee (W 6-4)	9014	2:49

* = SEC game

\$ = Frisco Classic (Dr Pepper Ballpark; Frisco, Texas)

! = SEC Tournament (Hoover Met; Hoover, Ala.)

\$ = NCAA Starkville Regional (Dudy Noble Field; Starkville, Miss.)

Rankings from Baseball America

() extra inning game



Game-by-Game

Hitting

Date	Opponent	ab	r	h	rbi	2b	3b	hr	tb	bb	ibb	sb	cs	hbp	sac	sf	gdp	k	po	a	e	lob	avg
Feb 15	YOUNGSTOWN ST	40	14	14	14	4	0	2	24	4	0	0	0	0	0	0	0	2	27	6	1	6	.350
Feb 16	YOUNGSTOWN ST	36	14	14	13	5	0	1	22	6	0	1	1	1	0	1	0	3	27	8	0	6	.368
Feb 16	YOUNGSTOWN ST	35	8	11	8	3	1	2	22	3	0	2	0	3	0	0	0	8	27	7	1	9	.351
Feb 20	UAB	29	3	3	3	0	0	0	3	3	0	1	0	1	0	0	0	8	27	13	0	6	.300
Feb 22	SOUTHERN MISS	36	0	7	0	0	0	0	7	0	0	2	1	0	0	0	0	4	30	12	0	6	.278
Feb 23	SOUTHERN MISS	36	8	13	8	1	0	3	23	5	1	1	0	0	0	0	2	6	27	16	0	9	.292
Feb 24	SOUTHERN MISS	35	4	7	4	4	0	0	11	4	1	0	0	0	0	0	1	9	27	9	0	9	.279
Feb 26	JACKSON STATE	35	17	12	12	4	0	2	22	8	0	3	0	3	0	1	1	0	27	6	2	6	.287
Feb 27	SOUTHEASTERN L	33	12	12	10	2	0	2	20	8	0	2	1	2	0	1	0	6	27	6	1	8	.295
Mar 01	vs Sam Houston St	34	5	10	4	3	0	0	13	0	0	1	0	0	1	1	0	6	27	12	2	7	.295
Mar 02	vs Texas Tech	33	4	8	2	1	0	0	9	5	0	1	1	2	1	1	0	9	27	8	0	11	.291
Mar 05	EAST CAROLINA	28	4	6	3	1	0	0	7	5	0	0	0	0	1	1	1	9	27	9	4	7	.285
Mar 06	ARKANSAS-PINE B	36	14	15	13	6	0	0	21	6	1	1	1	2	1	1	0	4	27	9	1	8	.296
Mar 08	MAINE	37	9	14	8	3	0	1	20	2	0	4	1	0	0	0	0	5	27	8	1	6	.302
Mar 08	MAINE	30	5	8	3	1	0	1	12	4	2	2	1	0	0	1	1	5	27	7	2	6	.300
Mar 10	MAINE	35	9	11	9	1	0	2	18	3	1	6	0	2	0	0	1	5	27	10	0	7	.301
Mar 13	GRAMBLING	41	18	18	16	4	2	1	29	8	0	1	1	0	0	1	0	9	27	6	2	8	.311
*Mar 15	at Florida	35	6	10	5	2	0	1	15	4	0	0	0	1	2	0	0	7	27	5	0	9	.309
*Mar 16	at Florida	45	10	17	8	6	0	3	32	0	0	0	0	0	0	0	0	9	27	12	2	8	.314
*Mar 16	at Florida	34	2	8	2	3	0	0	11	1	0	0	0	0	1	0	0	5	24	7	0	7	.310
Mar 19	LITTLE ROCK	40	15	15	13	3	2	0	22	8	0	2	0	0	0	0	1	6	27	9	0	9	.314
Mar 20	at Samford	37	6	11	6	1	1	0	14	7	0	2	0	1	0	0	1	5	27	8	1	12	.313
*Mar 22	AUBURN	37	5	7	3	2	0	0	9	3	0	0	0	2	0	0	0	7	27	10	1	10	.307
*Mar 23	AUBURN	41	15	20	12	5	0	1	28	8	0	1	1	0	0	1	1	7	27	13	0	11	.316
*Mar 24	AUBURN	45	20	21	20	8	0	2	35	5	0	3	0	1	0	1	0	6	27	10	3	8	.323
Mar 26	MISS. VALLEY STA	41	18	17	15	2	0	2	25	5	0	5	0	1	0	2	0	2	27	9	2	7	.327
*Mar 28	LSU	32	6	11	6	3	0	3	23	4	0	2	1	1	1	0	1	6	27	6	2	8	.328
*Mar 29	LSU	35	5	8	4	2	1	1	15	4	0	0	0	0	0	0	0	10	27	7	2	7	.324
*Mar 30	LSU	36	2	10	2	2	0	1	15	2	0	0	1	0	0	0	0	4	27	9	3	9	.323
Apr 03	ULM	39	21	19	20	0	1	2	27	8	0	1	1	2	1	1	1	4	27	9	1	6	.329
*Apr 05	at Tennessee	42	6	11	5	2	0	0	13	5	0	1	1	0	0	0	0	10	33	7	0	8	.326
*Apr 06	at Tennessee	32	1	5	1	0	0	0	5	2	0	1	0	0	0	0	0	6	24	12	1	6	.322
*Apr 07	at Tennessee	35	7	13	7	3	0	2	22	1	0	0	0	3	1	1	2	3	27	18	1	7	.323
Apr 10	SOUTH ALABAMA	32	7	11	7	3	0	2	20	3	0	0	0	1	0	0	1	2	27	12	0	5	.324
*Apr 12	ALABAMA	37	6	13	6	2	0	1	18	1	0	0	0	0	0	0	0	5	27	7	0	8	.324
*Apr 13	ALABAMA	33	9	10	9	0	0	3	19	6	0	0	0	0	1	0	0	7	27	15	1	7	.324
*Apr 14	ALABAMA	41	13	17	12	6	0	1	26	6	0	1	0	0	0	1	0	5	27	12	0	11	.327
Apr 16	TEXAS SOUTHERN	31	5	10	5	1	0	1	14	2	0	0	0	1	2	0	2	3	27	11	1	7	.327
*Apr 18	at Arkansas	32	3	6	3	1	0	2	13	1	0	0	0	1	0	0	0	13	24	7	0	4	.323
*Apr 19	at Arkansas	33	5	5	5	0	0	1	8	5	0	0	0	1	0	0	0	11	24	11	2	7	.319
*Apr 20	at Arkansas	33	2	6	2	0	0	0	6	3	0	0	0	0	0	0	0	6	24	12	1	7	.316
Apr 23	vs Ole Miss	34	8	7	7	1	0	1	11	5	1	0	0	2	0	2	0	10	27	11	1	8	.314
*Apr 26	GEORGIA	38	19	19	16	7	0	1	29	13	2	0	1	1	1	0	2	4	27	5	2	10	.318
*Apr 27	GEORGIA	36	9	12	8	1	0	2	19	3	0	0	0	1	0	2	0	5	27	11	2	9	.319
*Apr 28	GEORGIA	27	6	8	5	2	0	0	10	7	0	1	1	1	0	2	0	6	27	4	2	7	.318
*May 03	at Texas A&M	32	4	8	4	3	0	0	11	2	1	0	0	2	1	1	0	5	27	8	0	7	.317
*May 04	at Texas A&M	22	0	3	0	1	0	0	4	4	0	0	0	0	0	0	2	8	18	10	0	5	.315
*May 04	at Texas A&M	29	4	9	4	2	0	1	14	4	1	0	0	0	0	0	0	5	21	9	0	8	.315
May 08	MEMPHIS	34	10	14	10	3	0	1	20	6	1	0	0	0	0	2	1	5	27	8	0	8	.316
*May 10	at Ole Miss	33	2	8	2	3	0	0	11	2	0	0	0	0	1	0	1	7	27	12	0	7	.315
*May 11	at Ole Miss	34	8	10	7	3	0	0	13	6	0	1	1	2	0	0	2	8	27	18	3	7	.315
*May 12	at Ole Miss	42	11	17	11	5	0	0	22	5	1	0	1	0	0	0	1	5	27	13	3	9	.317
May 14	LOUISIANA TECH	34	7	12	7	3	0	1	18	5	0	1	1	0	0	0	0	4	27	10	1	8	.317
*May 16	SOUTH CAROLINA	48	24	22	22	4	0	4	38	3	0	0	0	4	0	1	1	5	27	4	0	8	.321
*May 17	SOUTH CAROLINA	37	11	11	10	2	1	2	21	3	0	2	0	1	0	0	0	7	27	10	0	6	.320
*May 18	SOUTH CAROLINA	40	8	13	8	1	0	1	17	5	0	1	0	0	0	0	0	7	27	11	1	10	.321
May 22	vs LSU	65	6	18	5	5	0	0	23	8	3	1	0	4	1	1	1	17	51	17	2	23	.319
May 23	vs Vanderbilt	32	0	6	0	1	0	0	7	1	0	0	0	2	1	0	1	10	24	2	0	9	.317
May 24	vs LSU	26	2	6	2	0	0	0	6	5	0	1	0	1	0	0	1	4	21	5	2	9	.316
May 31	SOUTHERN	36	11	12	10	3	0	1	18	7	1	2	0	2	1	0	1	3	27	7	1	11	.316
June 1	CENTRAL MICHIG	41	7	16	7	2	0	1	21	1	0	1	0	0	0	0	1	7	27	9	0	8	.318
Jun 02	MIAMI (FLA.)	33	5	8	5	2	0	0	10	1	0	1	0	1	0	1	1	10	27	12	1	4	.317
Totals		2220	505	703	458	154	9	62	1061	264	17	59	18	56	19	28	33	389	1668	586	62	494	.317



Game-by-Game

Pitching

Date	Opponent	ip	h	r	er	bb	so	2b	3b	hr	wp	bk	hbp	dp	ibb	score	w-l	sv	era
Feb 15	YOUNGSTOWN ST	9.0	5	3	3	1	18	1	0	1	1	0	1	0	0	14-3	1-0	0	3.00
Feb 16	YOUNGSTOWN ST	9.0	3	2	2	5	15	0	0	1	1	0	1	0	0	14-2	2-0	0	2.50
Feb 16	YOUNGSTOWN ST	9.0	7	0	0	2	10	0	0	0	1	0	1	1	0	8-0	3-0	0	1.67
Feb 20	UAB	9.0	9	2	2	2	10	0	0	0	1	0	1	0	0	3-2	4-0	1	1.75
Feb 22	SOUTHERN MISS	10.0	3	1	1	2	16	0	0	0	1	0	1	0	0	0-1	4-1	1	1.57
Feb 23	SOUTHERN MISS	9.0	4	1	1	1	11	0	1	0	3	0	1	1	0	8-1	5-1	1	1.47
Feb 24	SOUTHERN MISS	9.0	8	3	3	8	10	1	0	1	2	0	0	1	1	4-3	6-1	1	1.69
Feb 26	JACKSON STATE	9.0	8	4	1	1	11	2	0	0	1	0	2	0	0	17-4	7-1	1	1.60
Feb 27	SOUTHEASTERN L	9.0	2	0	0	2	14	0	0	0	1	0	1	1	0	12-0	8-1	1	1.43
Mar 01	vs Sam Houston St	9.0	11	4	2	0	9	1	1	0	0	0	1	0	0	5-4	9-1	2	1.48
Mar 02	vs Texas Tech	9.0	3	2	2	1	12	0	0	0	2	1	0	0	0	4-2	10-1	3	1.53
Mar 05	EAST CAROLINA	9.0	4	1	1	1	14	2	0	0	1	0	4	1	0	4-1	11-1	4	1.49
Mar 06	ARKANSAS-PINE B	9.0	5	1	1	4	8	1	0	0	1	0	0	1	1	14-1	12-1	4	1.45
Mar 08	MAINE	9.0	7	2	1	2	13	3	0	0	0	0	0	1	0	9-2	13-1	5	1.42
Mar 08	MAINE	9.0	6	1	1	0	13	0	0	0	1	1	0	0	0	5-1	14-1	5	1.39
Mar 10	MAINE	9.0	9	8	8	7	10	1	0	0	1	0	1	1	0	9-8	15-1	6	1.80
Mar 13	GRAMBLING	9.0	6	1	0	3	11	0	0	0	1	0	1	0	0	18-1	16-1	6	1.69
*Mar 15	at Florida	9.0	6	5	5	4	13	0	0	1	1	0	1	0	0	6-5	17-1	6	1.88
*Mar 16	at Florida	9.0	11	5	5	0	12	3	0	1	0	0	1	0	0	10-5	18-1	7	2.04
*Mar 16	at Florida	8.0	8	4	4	2	6	2	0	1	0	1	1	0	0	2-4	18-2	7	2.15
Mar 19	LITTLE ROCK	9.0	5	4	4	6	12	2	0	0	2	0	3	0	0	15-4	19-2	7	2.24
Mar 20	at Samford	9.0	10	4	3	3	14	1	0	1	0	0	2	0	0	6-4	20-2	8	2.27
*Mar 22	AUBURN	9.0	9	6	6	3	11	2	1	2	0	0	0	0	0	5-6	20-3	8	2.43
*Mar 23	AUBURN	9.0	4	2	2	1	9	2	0	0	0	0	1	0	0	15-2	21-3	8	2.42
*Mar 24	AUBURN	9.0	21	15	14	3	8	3	0	2	1	0	2	1	0	20-15	22-3	8	2.88
Mar 26	MISS. VALLEY STA	9.0	2	5	4	5	16	1	0	0	3	0	4	0	0	18-5	23-3	8	2.92
*Mar 28	LSU	9.0	9	5	5	4	17	1	0	1	2	0	0	0	0	6-5	24-3	9	3.00
*Mar 29	LSU	9.0	13	10	8	3	12	4	0	0	0	0	1	0	0	5-10	24-4	9	3.18
*Mar 30	LSU	9.0	11	11	8	6	12	2	0	2	2	0	1	1	0	2-11	24-5	9	3.34
Apr 03	ULM	9.0	11	8	6	5	14	5	0	1	1	0	0	0	0	21-8	25-5	9	3.43
*Apr 05	at Tennessee	11.0	10	3	3	0	12	4	0	0	1	0	1	1	0	6-3	26-5	9	3.40
*Apr 06	at Tennessee	8.0	3	2	1	3	6	1	0	0	0	0	1	0	0	1-2	26-6	9	3.33
*Apr 07	at Tennessee	9.0	9	5	5	0	7	2	0	1	1	0	2	0	0	7-5	27-6	10	3.38
Apr 10	SOUTH ALABAMA	9.0	11	5	5	3	10	1	0	2	1	0	1	2	0	7-5	28-6	11	3.43
*Apr 12	ALABAMA	9.0	4	0	0	4	18	3	0	0	1	0	0	0	0	6-0	29-6	11	3.33
*Apr 13	ALABAMA	9.0	6	1	1	3	5	2	0	0	0	0	1	1	0	9-1	30-6	11	3.27
*Apr 14	ALABAMA	9.0	11	3	3	3	8	3	0	1	1	0	1	0	0	13-3	31-6	11	3.26
Apr 16	TEXAS SOUTHERN	9.0	2	1	0	6	8	0	0	0	0	0	0	2	0	5-1	32-6	11	3.17
*Apr 18	at Arkansas	8.0	9	5	5	2	10	2	0	1	0	0	0	0	0	3-5	32-7	11	3.23
*Apr 19	at Arkansas	8.0	12	12	10	16	10	0	1	1	4	0	0	2	0	5-12	32-8	11	3.41
*Apr 20	at Arkansas	8.0	10	10	9	4	7	2	0	1	0	0	1	1	0	2-10	32-9	11	3.56
Apr 23	vs Ole Miss	9.0	8	1	1	4	9	2	0	0	2	0	1	0	0	8-1	33-9	11	3.49
*Apr 26	GEORGIA	9.0	6	3	2	2	15	2	0	1	0	0	1	0	0	19-3	34-9	11	3.46
*Apr 27	GEORGIA	9.0	7	3	2	5	12	1	0	0	1	0	3	1	0	9-3	35-9	11	3.43
*Apr 28	GEORGIA	9.0	6	5	5	6	9	1	0	2	0	0	1	1	0	6-5	36-9	11	3.46
*May 03	at Texas A&M	9.0	1	0	0	1	8	1	0	0	0	0	1	0	0	4-0	37-9	11	3.39
*May 04	at Texas A&M	6.0	3	1	1	2	7	1	0	0	0	0	0	0	0	0-1	37-10	11	3.36
*May 04	at Texas A&M	7.0	8	3	3	0	2	1	1	1	0	0	0	0	0	4-3	38-10	12	3.37
May 08	MEMPHIS	9.0	7	9	9	7	10	1	0	0	0	0	0	1	0	10-9	39-10	12	3.48
*May 10	at Ole Miss	9.0	6	0	0	1	12	0	0	0	1	0	0	1	0	2-0	40-10	13	3.41
*May 11	at Ole Miss	9.0	8	5	4	5	12	1	0	0	3	0	0	2	0	8-5	41-10	14	3.42
*May 12	at Ole Miss	9.0	10	5	4	2	5	0	1	0	2	0	0	0	1	11-5	42-10	14	3.44
May 14	LOUISIANA TECH	9.0	11	3	3	4	6	2	0	1	0	0	0	1	0	7-3	43-10	14	3.43
*May 16	SOUTH CAROLINA	9.0	12	7	7	6	13	4	0	0	0	0	0	0	0	24-7	44-10	14	3.49
*May 17	SOUTH CAROLINA	9.0	5	2	2	3	12	0	0	0	2	0	0	0	0	11-2	45-10	14	3.47
*May 18	SOUTH CAROLINA	9.0	12	10	6	5	8	2	1	3	1	0	0	0	1	8-10	45-11	14	3.51
May 22	vs LSU	17.0	12	5	5	10	15	3	0	1	0	0	1	0	1	6-5	46-11	14	3.48
May 23	vs Vanderbilt	8.0	3	1	1	3	11	0	0	0	0	0	1	1	0	0-1	46-12	14	3.45
May 24	vs LSU	7.0	12	12	10	5	8	3	0	0	1	1	0	0	0	2-12	46-13	14	3.57
May 31	SOUTHERN	9.0	11	6	5	3	12	2	0	1	0	0	1	1	0	11-6	47-13	15	3.60
June 1	CENTRAL MICHIG	9.0	6	2	2	7	13	0	0	1	0	0	1	2	0	7-2	48-13	15	3.57
Jun 02	MIAMI (FLA.)	9.0	8	2	2	2	6	0	0	1	0	0	0	3	0	5-2	49-13	16	3.54
Totals		556.0	469	252	219	214	667	87	7	34	53	4	52	33	5	505-252	49-13	16	3.54



Non-Starter Statistics

Player	avg	gp-gs	ab	r	h	2b	3b	hr	rbi	tb	slg%	bb	hp	so	gdp	ob%	sf	sh	sb-att	po	a	e	fld%
8 Skelton, Dustin	1.000	4-0	4	2	4	1	0	1	5	8	2.000	0	0	0	0	1.000	0	0	0-0	6	1	0	1.000
32 Jordan, Landon	.500	22-0	24	8	12	2	0	1	6	17	.708	4	0	2	1	.571	0	0	1-1	3	2	0	1.000
20 Hancock, Luke	.500	14-0	14	3	7	3	0	0	10	10	.714	2	0	3	1	.563	0	0	0-0	10	0	0	1.000
27 Brock, Bryce	.500	4-0	2	1	1	0	0	0	1	1	.500	0	0	0	0	.500	0	0	0-0	3	0	0	1.000
2 Halter, Gunner	.364	10-0	11	4	4	2	0	0	4	6	.545	3	0	3	0	.467	1	1	0-0	4	0	0	1.000
10 Hatcher, Josh	.294	15-0	17	3	5	0	0	0	4	5	.294	3	0	5	0	.400	0	0	0-0	3	1	0	1.000
33 Cumbest, Brad	.250	25-0	20	5	5	3	0	1	7	11	.550	2	2	5	1	.360	1	0	0-0	5	0	0	1.000
12 Jones, Hayden	.231	13-0	13	1	3	1	0	0	2	4	.308	2	0	3	0	.333	0	0	0-0	23	0	1	.958
34 Gilbert, Marshall	.130	20-0	23	0	3	2	0	0	0	5	.217	4	1	11	0	.286	0	0	0-0	12	2	0	1.000
3 Ginn, JT	.000	3-0	3	0	0	0	0	0	0	0	.000	0	0	1	0	.000	0	0	0-0	0	0	0	.000
31 Bell, Benjamin	.000	9-0	1	3	0	0	0	0	0	0	.000	0	0	0	1	.000	0	0	0-0	0	0	0	.000

4 Jordan, Rowdey	.000	1-0	0	1	0	0	0	0	0	0	.000	0	0	0	0	.000	0	0	0-0	0	0	0	.000
Totals	.333	62	132	31	44	14	0	3	39	67	.508	20	3	33	4	.427	2	1	1-1	95	43	5	.965
Opponents	.252	62	123	20	31	7	0	3	21	47	.382	13	0	54	2	.321	1	0	1-1	66	49	6	.950

(All games Sorted by Earned run avg)

Player	era	w-l	app	gs	cg	sho	sv	ip	h	r	er	bb	so	2b	3b	hr	b/avg	wp	hp	bk	sfa	sha
43 Breaux, Kale	0.00	0-0	1	0	0	0/0	0	0.1	1	0	0	1	1	1	0	0	.500	0	0	0	0	0
37 Cerantola, Eric	1.23	1-0	6	0	0	0/0	0	7.1	3	2	1	6	12	1	0	0	.111	0	0	1	0	0
39 Spring, Tyler	2.61	1-0	10	0	0	0/0	0	10.1	7	3	3	8	13	4	0	0	.189	2	1	0	0	0
19 Liebelt, Jared	2.74	2-0	30	0	0	0/5	5	49.1	48	22	15	9	32	11	1	4	.255	1	3	0	3	1
16 Eagan, Jack	3.05	1-0	17	0	0	0/1	0	20.2	10	8	7	15	30	4	0	1	.156	0	4	0	1	2
55 Price, Spencer	3.09	0-0	12	0	0	0/0	0	11.2	10	5	4	7	11	2	0	1	.227	1	1	0	0	1
41 White, Colby	3.28	3-1	25	0	0	0/2	0	24.2	16	10	9	7	45	3	0	2	.180	1	1	0	0	0
18 James, Keegan	3.77	2-0	9	0	0	0/0	0	14.1	12	8	6	11	11	1	1	1	.218	4	2	0	1	0
24 Gordon, Cole	3.96	4-0	26	0	0	0/0	11	38.2	28	18	17	23	61	4	0	3	.199	6	1	0	2	0
6 Smith, Brandon	4.45	2-0	23	0	0	0/1	0	28.1	33	15	14	4	22	4	1	3	.297	1	4	0	2	1
14 Self, Riley	4.81	2-0	21	0	0	0/1	0	24.1	36	14	13	7	17	6	0	2	.343	3	1	0	1	0
46 Barlow, Trysten	5.25	3-1	27	0	0	0/1	0	24.0	20	15	14	12	32	3	0	2	.225	3	6	0	2	2
13 Plumlee, Peyton	6.52	0-0	5	0	0	0/0	0	9.2	5	7	7	7	11	2	0	0	.143	3	2	0	0	0
27 Brock, Bryce	7.56	0-0	7	0	0	0/0	0	8.1	16	9	7	6	12	1	0	0	.390	0	2	0	0	0
Totals	3.87	21-2	62	0	0	5/5	16	272.0	245	136	117	123	310	47	3	19	.238	25	28	1	12	7
Opponents	8.89	4-15	62	0	0	3/2	6	251.0	368	286	248	148	195	93	5	29	.337	54	33	6	18	9

National Rankings (Games through NCAA Regionals)

Hitting	NCAA	SEC	Total	Hitting	Name	NCAA	SEC	Total	Pitching	Name	NCAA	SEC	Total
Batting Average	5	2	.317	Batting Average	Jake Mangum	81	2	.357	Victories	Ethan Small	28	4	9
On Base Percentage	17	2	.398		Tanner Allen	113	5	.350		JT Ginn	60	7	8
Slugging Percentage	16	3	.478		Justin Foscue	173	10	.340	Saves	Cole Gordon	33	5	11
Hits	1	1	703	On Base Percentage	---				Earned Run Average	Ethan Small	12	2	1.88
Runs	6	2	505	Slugging Percentage	Justin Foscue	114	5	.590		JT Ginn	200	18	3.36
Runs Per Game	9	2	8.1	Hits	Jake Mangum	2	1	100	Hits Allowed Per Nine Innings	Ethan Small	2	1	4.97
Doubles	1	1	154	Runs	Tanner Allen	12	3	89	WHIP	Peyton Plumlee	106	13	7.14
Doubles Per Game	3	1	2.48		Justin Foscue	21	4	87		Ethan Small	2	1	.83
Triples	200	8	9		Jake Mangum	11	3	71	Walks Allowed Per Nine Innings	JT Ginn	78	14	1.08
Triples Per Game	236	11	.15	Runs Batted In	Jordan Westburg	37	6	64	Hit Batters	Peyton Plumlee	125	15	1.14
Home Runs	48	8	62		Justin Foscue	38	7	63	Strikeout-to-Walk Ratio	JT Ginn	100	10	2.02
Home Runs Per Game	54	8	1		Tanner Allen	119	15	55		---			
Base on Balls	68	8	264	Doubles	Rowdey Jordan	132	16	54	Strikeouts	Ethan Small	13	2	5.93
Hit by Pitch	135	8	56		Tanner Allen	36	5	63		JT Ginn	18	3	5.72
Sacrifice Bunts	221	11	19		Jordan Westburg	56	8	59	Strikeouts Per Nine Innings	Ethan Small	2	1	160
Sacrifice Flies	57	3	28		Justin Foscue	63	9	58		JT Ginn	58	9	103
Stolen Bases	123	10	59		Tanner Allen	13	2	22		Ethan Small	2	1	15
Stolen Bases Per Game	158	9	.95		Justin Foscue	13	2	22	Pitching Appearances	JT Ginn	36	7	11.54
					Jake Mangum	13	2	22		Jared Liebelt	46	3	30
Pitching	NCAA	SEC	Total		Jordan Westburg	61	7	19	Games Started	Trysten Barlow	148	9	27
Earned Run Average	18	4	3.56	Triples	Elijah MacNamee	87	11	18		JT Ginn	13	2	16
Hits Allowed Per Nine Innings	13	5	7.59	Home Runs	---					Ethan Small	13	2	16
WHIP	9	3	1.23	Base on Balls	---				Complete Games	JT Ginn	118	6	1
Walks Allowed Per Nine Innings	45	5	3.46	Hit by Pitch	---								
Hit Batters	168	6	52	Sacrifice Bunts	Gunner Halter	136	3	7					
Strikeout-to-Walk Ratio	4	2	3.12	Sacrifice Flies	Elijah MacNamee	120	12	5					
Strikeouts Per Nine Innings	3	2	10.8	Stolen Bases	Jake Mangum	69	3	21					
Shutouts	28	6	5	Total Bases	Justin Foscue	17	2	151					
Fielding	NCAA	SEC	Total	Toughest to Strike Out	Tanner Allen	72	8	134					
Fielding Percentage	77	9	.973		Jake Mangum	89	12	131					
Double Plays	207	11	33		Jake Mangum	22	2	12.7					
Double Plays Per Game	254	11	.53		Justin Foscue	115	6	9.1					



NCAA Starkville Regional Statistics

Record: 3-0 Home: 3-0 Away: 0-0 SEC: 0-0

Player	avg	gp-gs	ab	r	h	2b	3b	hr	rbi	tb	slg%	bb	hp	so	gdp	ob%	sf	sh	sb-att	po	a	e	fld%
4 Jordan, Rowdey	.538	3-3	13	3	7	1	0	1	5	11	.846	0	0	3	0	.538	0	0	0-0	7	0	0	1.000
5 Allen, Tanner	.429	3-3	14	4	6	0	0	1	2	9	.643	0	0	1	0	.429	0	0	0-0	18	0	0	1.000
8 Skelton, Dustin	.417	3-3	12	4	5	0	0	0	2	5	.417	1	1	5	0	.500	0	0	1-1	31	1	0	1.000
10 Hatcher, Josh	.417	3-3	12	1	5	2	0	0	4	7	.583	1	0	2	0	.462	0	0	1-1	1	0	0	1.000
17 Foscue, Justin	.364	3-3	11	3	4	1	0	0	2	5	.455	2	0	2	0	.429	1	0	0-0	7	9	1	.941
11 Westburg, Jordan	.333	3-3	12	3	4	1	0	0	4	5	.417	2	0	1	1	.429	0	0	2-2	5	8	0	1.000
15 Mangum, Jake	.231	3-3	13	4	3	1	0	0	0	4	.308	1	1	1	0	.333	0	0	0-0	10	0	0	1.000
34 Gilbert, Marshall	.091	3-3	11	1	1	0	0	0	0	1	.091	1	0	3	1	.167	0	1	0-0	1	7	0	1.000
40 MacNamee, Elijah	.083	3-3	12	0	1	1	0	0	3	2	.167	1	1	2	1	.214	0	0	0-0	0	0	0	.000

33 Cumbest, Brad	.000	2-0	0	0	0	0	0	0	0	0	.000	0	0	0	0	.000	0	0	0-0	0	0	0	.000
Totals	.327	3	110	23	36	7	0	2	22	49	.445	9	3	20	3	.390	1	1	4-4	81	28	2	.982
Opponents	.250	3	100	10	25	2	0	3	9	36	.360	12	2	31	5	.339	1	0	2-3	78	30	5	.956

LOB - Team (23), Opp (24). DPs turned - Team (6), Opp (3). IBB - Team (1), Mangum 1.

(NCAA Starkville Regional Sorted by Earned run avg)

Player	era	w-l	app	gs	cg	sho	sv	ip	h	r	er	bb	so	2b	3b	hr	b/avg	wp	hp	bk	sfa	sha
24 Gordon, Cole	0.00	0-0	3	0	0	0/0	2	4.0	1	0	0	2	8	1	0	0	.071	0	0	0	0	0
3 Ginn, JT	0.00	0-0	1	1	0	0/0	0	3.0	3	1	0	0	3	0	0	0	.273	0	0	0	0	0
44 Small, Ethan	3.00	1-0	1	1	0	0/0	0	6.0	5	2	2	3	10	0	0	1	.227	0	1	0	0	0
13 Plumlee, Peyton	3.60	1-0	1	1	0	0/0	0	5.0	5	2	2	0	3	0	0	1	.263	0	0	0	0	0
19 Liebelt, Jared	4.15	1-0	2	0	0	0/0	0	4.1	6	2	2	2	2	1	0	1	.333	0	0	0	0	0

41 White, Colby	0.00	0-0	2	0	0	0/0	0	2.0	1	0	0	1	4	0	0	0	.143	0	0	0	0	0
14 Self, Riley	0.00	0-0	1	0	0	0/0	0	1.0	1	0	0	2	0	0	0	0	.333	0	0	0	0	0
46 Barlow, Trysten	0.00	0-0	1	0	0	0/0	0	1.0	0	0	0	1	0	0	0	0	.000	0	0	0	0	0
6 Smith, Brandon	40.50	0-0	1	0	0	0/0	0	0.2	3	3	3	1	1	0	0	0	.750	0	1	0	1	0
Totals	3.00	3-0	3	3	0	0/0	2	27.0	25	10	9	12	31	2	0	3	.250	0	2	0	1	0
Opponents	7.27	0-3	3	3	0	0/0	0	26.0	36	23	21	9	20	7	0	2	.327	2	3	1	1	1

PB - Team (0), Opp (1). SBA/ATT - Skelton (2-3), Smith (2-2), Ginn (0-1).



2 | Gunner Halter

IF | R/R | 6-3 | 180 | Jr.
Overland Park, Kan.

Major: Business Administration



2019 Game-by-Game

Opponent (Date)	AB	R	H	RBI	BB
YOUNGSTOWN STATE (F15) *	4	1	1	2	--
YOUNGSTOWN STATE (F16) *	4	1	1	--	--
YOUNGSTOWN STATE (F16) *	4	--	2	--	--
UAB (F20) *	3	1	--	--	--
SOUTHERN MISS (F22) *	4	--	--	--	--
SOUTHERN MISS (F23) *	3	1	--	--	--
SOUTHERN MISS (F24)			-DNP-		
JACKSON STATE (F26)	1	1	--	1	1
SOUTHEASTERN LOUISIANA (F27) *	2	2	1	1	1
vs. Sam Houston State (Mr1) *	3	1	1	--	--
vs. Texas Tech (Mr2) *	3	--	1	1	--
EAST CAROLINA (Mr5) *	2	--	1	1	1
ARKANSAS-PINE BLUFF (Mr6) *	2	--	--	--	1
MAINE (Mr8) *	3	2	2	1	--
MAINE (Mr8) *	3	1	2	--	--
MAINE (Mr10) *	4	1	1	--	--
GRAMBLING (Mr13) *	2	4	1	--	3
at Florida (Mr15) *	3	--	--	--	1
at Florida (Mr16) *	5	1	1	--	--
at Florida (Mr16) *	2	--	1	1	--
LITTLE ROCK (Mr19)			-DNP-		
at Samford (Mr20)			-DNP-		
AUBURN (Mr22) *	4	--	1	--	--
AUBURN (Mr23) *	4	2	3	1	1
AUBURN (Mr24) *	5	1	1	2	--
MISSISSIPPI VALLEY STATE (Mr26) *	4	2	--	--	--
LSU (Mr28) *	3	--	--	--	--
LSU (Mr29) *	3	1	1	--	--
LSU (Mr30) *	2	--	--	--	--
ULM (A3) *	2	2	--	--	2
at Tennessee (A5) *	2	--	--	--	--
at Tennessee (A6)			-DNP-		
at Tennessee (A7)	--	--	--	--	--
SOUTH ALABAMA (A10) *	4	1	1	--	--
ALABAMA (A12) *	4	1	2	--	--
ALABAMA (A13)			-DNP-		
ALABAMA (A14)			-DNP-		
TEXAS SOUTHERN (A16)			-DNP-		
at Arkansas (A18) *	2	--	--	--	--
at Arkansas (A19) *	2	1	1	--	1
at Arkansas (A20) *	2	--	1	--	--
vs. Ole Miss (A23)			-DNP-		
GEORGIA (A26) *	3	2	2	1	1
GEORGIA (A27) *	4	--	2	1	--
GEORGIA (A28) *	1	--	--	--	--
at Texas A&M (My3) *	4	--	--	--	--
at Texas A&M-1 (My4) *	2	--	--	--	1
at Texas A&M-2 (My4)	2	1	1	--	--
MEMPHIS (My8)	1	--	1	--	--
at Ole Miss (My10) *	3	1	1	--	--
at Ole Miss (My11) *	4	1	2	1	--
at Ole Miss (My12) *	5	1	1	--	--
LOUISIANA TECH (My14)	--	--	--	--	1
SOUTH CAROLINA (My16)	1	1	1	2	--
SOUTH CAROLINA (My17)	--	1	--	--	1
SOUTH CAROLINA (My18)	1	--	--	--	--
vs. LSU (My22)	4	--	1	1	--
vs. Vanderbilt (My23)			-DNP-		
vs. LSU (My24)	1	--	--	--	--
SOUTHERN (My31)			-DNP-		
CENTRAL MICHIGAN (Jun1)			-DNP-		
MIAMI (Jun2)			-DNP-		

* - Denotes Game Started

2019 Biography

Career Notes & Records

Draft: Chosen in the 26th round of the 2018 MLB First Year Player Draft by the Cleveland Indians... Selected in the 22nd round of the 2017 MLB First Year Player Draft by the Toronto Blue Jays... Father, Shane, was drafted out of the University of Texas at Austin and played eight seasons for four Major League Baseball organizations... Uncle, Frankie, lettered in baseball at the University of Texas at Austin

2019 Season

Season: Appeared in 50 games with 40 starts... Has started 26 games at second base, eight games at third base, five games at designated hitter and one at shortstop... Made his first-career start at third base versus South Alabama (4/10)... Had a hit and two RBIs in his MSU debut against Youngstown State (2/15)... Hit his first career home run against Southeastern Louisiana (2/27).

Youngstown State (2/15-16): Started all three games at second base... Collected four hits over the weekend... Singled and drove in a pair of RBIs in his MSU debut on opening day... Singled and scored in the middle game... Posted his first career multi-hit performance with two hits in the series finale. **UAB (2/20):** Started at second base... Scored the game-tying run after reaching on an error. **Southern Miss (2/22-24):** Started the first two games of the series... Reached on a fielder's choice and scoring in the middle game. **Jackson State (2/26):** Entered as a defensive replacement at second base in the seventh inning... Picked up an RBI walk and scored one run. **Southeastern Louisiana (2/27):** Hit first-career home run, a solo shot... Also walked, stole a base and scored one run. **Frisco Classic (3/1-2):** Picked up a pair of hits in a pair of games. vs. *Sam Houston State (3/1):* Went 1-for-3 with a run scored and a sacrifice bunt. vs. *Texas Tech (3/2):* Had an RBI single to give MSU a 2-1 lead in the fourth inning. **ECU (3/5):** Walked, singled and drove in the game-winning run. **Arkansas-Pine Bluff (3/6):** Walked and added a sacrifice bunt. **Maine (3/8-10):** Totaled five hits and four runs scored in the series... Went 2-for-3, drove in a run and scored twice in the first contest... Collected two hits and scored one run in the middle game of the series... Was 1-for-4 in game three... Scored one run. **Grambling (3/13):** Finished 1-for-2 with three walks and four runs scored. **at Florida (3/15-16):** Started at second base all three games... Tripled and scored a run in game two... Doubled in the series finale. **Auburn (3/22-24):** Hit .385 in the series, going 5-for-13, with three runs scored and three RBIs... Had one hit in the series opener... Reached base four times, going 3-for-4 at the plate with one walk in the middle game of the series... Scored two runs and had one RBI... Drove in two RBIs on one hit in the series finale... Scored once and stole one base. **Mississippi Valley State (3/26):** Reached on an error and was hit by a pitch... Scored two runs. **LSU (3/28-30):** Started all three games at second base... Doubled and scored in the fifth inning of the middle game in the series. **ULM (4/3):** Walked twice and scored two runs. **at Tennessee (4/5-7):** Appeared in two games, starting the series opener at second base... Appeared at third base as a defensive replacement in the series finale. **South Alabama (4/10):** Made the start at third base, his first-career start at third... Singled and scored in the third inning for his lone hit. **Alabama (4/12-14):** Appeared one game, making the start at first base in the series opener... Went 2-for-4 with a run scored. **at Arkansas (4/18-20):** Started all three games at third base... Singled, walked and scored a run in the middle game of the series... Was 1-for-2 in the series finale. **Georgia (4/26-28):** Hit .500 (4-for-8) in three starts at third base... Posted a pair of multi-hit games... Went 2-for-3 with a walk in the series opener... Scored twice and drove in one RBI in the series opener... Singled in an RBI in the second inning and seventh inning of the opener... Chipped in a pair of singles in the middle game of the series... Drove in one RBI in the seventh inning of the second game. **at Texas A&M (5/3-4):** Appeared in all three games with two starts at designated hitter... Walked in the middle game of the series in a start... Entered as a pinch hitter in the series finale and went 1-for-2... Doubled and scored a run in the fourth inning. **Memphis (5/8):** Went 1-for-1 after entering the game as a pinch runner in the fifth inning. **at Ole Miss (5/10-12):** Started all three games at designated hitter... Posted at least one hit in each game... Went 1-for-3 with a run scored in the series opener... Posted a pair of hits - including a double - to go along with a run scored and an RBI in the middle game of the series... Singled and scored a run in the series finale. **Louisiana Tech (5/14):** Walked in a pinch-hit appearance. **South Carolina (5/16-18):** Appeared in all three games as a pinch hitter... Had a sacrifice fly and an RBI double in the series opener... Walked and scored a run as a pinch hitter in the middle game of the series... Had one plate appearance in the series finale. **SEC Tournament (5/22-24):** Appeared in two games off the bench... Drove in the game-winning runs with an RBI single in the 17th inning against LSU (5/22). vs. *LSU (5/22):* Entered as a pinch hitter and went 1-for-4... Drove in the game-winning run with a walk-off single in the 17th inning. vs. *LSU (5/24):* Entered as a pinch hitter.

Halter's Single-Game Career Highs

At-Bats	5	Three Times; Last at Ole Miss, 5/12/19	Total Bases	4	Last Auburn, 3/23/19
Runs	4	Grambling, 3/13/19	Walks	3	Grambling, 3/13/19
Hits	3	Auburn, 3/23/19	Strikeouts	2	Eight Times; Last vs. LSU, 5/22/19
RBIs	2	Three Times; Last South Carolina, 5/16/19	Stolen Bases	1	Three Times; Last Auburn, 3/24/19
Doubles	1	Six Times; Last South Carolina, 5/16/19			
Triples	---				
Home Runs	1	Southeastern Louisiana, 2/27/19			

Halter's Career Statistics

	Avg	GP	GS	AB	R	H	2B	3B	HR	RBI	TB	SLG%	BB	HBP	SO	GDP	OB%	SF	SH	SB-ATT	PO	A	E	FLD%
2019	.287	50	40	136	36	39	6	0	1	17	48	.353	16	1	33	0	.364	1	7	3-3	37	55	10	.902
Career	.287	50	40	136	36	39	6	0	1	17	48	.353	16	1	33	0	.364	1	7	3-3	37	55	10	.902

3 | JT Ginn

RHP | R/R | 6-2 | 192 | Fr.
Brandon, Miss.

Major: Undeclared





2019 Biography

Career Notes & Records

Draft: Chosen with the 30th overall pick in the first round of the 2018 MLB First Year Player Draft by the Los Angeles Dodgers.

Season: 2019: Became the second Mississippi State freshman and 17 Diamond Dawg to reach the 100-strikeout mark in a single season...Joins **Eric Dubose** (109; 1995) as the only MSU freshman to reach 100 strikeouts in a season...Ranks No. 18 on the single season strikeout list (103)...Tied the MSU freshman record for wins in a season (8), equaling the mark of **Paul Maholm** (8; 2001).

2019 Season

Awards: Tabbed Co-National Freshman Pitcher of the Year by Collegiate Baseball Newspaper, as well as a Freshman All-American...Became the first Bulldog to earn a "National Freshman of the Year" award...Earned SEC Freshman of the Year, marking the second time in program history a Diamond Dawg won the award (Mangum; 2016)...Also was a member of the SEC All-Freshman Team...Named SEC Co-Freshman of the Week February 25 after tossing seven shutout innings against Southern Miss (2/23)...Honored as SEC Co-Freshman of the Week March 4 after his performance at the Frisco Classic...Named the Frisco Classic Most Valuable Player.

Season: Started 16 games on the mound...Earned a win in each of his first six career starts...Won his MSU debut with five innings of two-run work versus Youngstown State (2/16)...Also owns three plate appearances.

Youngstown State (2/15-16): Made collegiate debut in the middle game of the series...Earned first collegiate win...Struck out seven batters over five innings...Allowed two runs on as many hits. **Southern Miss (2/22-24):** Shutout the Golden Eagles through seven innings in the middle game of the series to earn the win...Struck out a career-high nine batters...Allowed just two hits. **Frisco Classic (3/1-2):** vs. *Texas Tech* (3/2): Allowed just two runs on three hits over seven innings to earn the win. **Maine (3/8-10):** Struck out eight over six innings...Allowed just one run in game two of the Friday doubleheader to get the win. **at Florida (3/15-16):** Struck out 11 batters in a game two start...Allowed four runs on ten hits...Earned the victory. **Auburn (3/22-24):** Started the middle game of the series and threw seven innings to earn the win...Allowed two runs on three hits...Walked one and struck out six. **LSU (3/28-30):** Threw five innings in a start in the middle game of the series...Allowed six runs - five earned - on nine hits...Struck out nine and walked two. **at Tennessee (4/5-7):** Started the series finale and threw one inning...Allowed two runs on three hits in the no decision...Didn't walk a batter and struck out two. **Alabama (4/12-14):** Started the series finale and threw four scoreless innings, leaving due to pitch count...Struck out four and allowed four hits...Didn't walk a batter in earning the victory. **at Arkansas (4/18-20):** Made the start in the middle game of the series...Threw five innings and allowed three runs - two earned - in a loss...Walked one and struck out four. **Georgia (4/26-28):** Earned he win with five innings of one-run work on the mound in the middle game of the series...Allowed the one run on five hits...Walked two and struck out seven. **at Texas A&M (5/3-4):** Threw a six-inning complete game in a 1-0 loss in the middle game of the series...Allowed one run on three hits...Walked two and struck out seven...The lone run was scored on a two-out RBI double. **at Ole Miss (5/10-12):** Started the middle game in the series...Threw 4 2/3 innings and allowed three runs - two earned - on four hits...Struck out five and walked three. **South Carolina (5/16-18):** Allowed two runs on three hits in six innings of work in a no decision...Walked two and struck out eight batters. **SEC Tournament (5/22-24):** Made one start on the mound. vs. *LSU* (5/24): Made the start and threw 2 1/3 innings...Allowed five runs - four earned - on four hits...Walked two and struck out five in the loss. **NCAA Starkville Regional (5/31-6/2):** Started the first game of the regional against Southern (5/31)...Threw three innings and allowed one unearned run...Allowed three hits, didn't walk a batter and struck out three in a no decision.

Ginn's Single-Game Career Highs

Innings Pitched	7.0	Three Times; Last Auburn, 3/23/19	Wild Pitches	3	Southern Miss, 2/23/19
Fewest Hits	2	Twice; Last Southern Miss, 2/23/19	Hit-by-Pitch	1	Four Times; Last Auburn, 3/23/19
Fewest Runs	0	Twice; Last Alabama, 4/14/19	Total Pitches	94	Georgia, 4/27/19
Fewest Earned Runs	0	Three Times; Last Southern, 5/31/19			
Walks	3	at Ole Miss, 5/11/19			
Strikeouts	11	at Florida, 3/16/19			

Ginn's Career Statistics

	ERA	W-L	App	GS	CG	SHO/CBO	SV	IP	H	R	ER	BB	SO	2B	3B	HR	BF	BAA	WP	HBP	BK	SFA	SHA
2019	3.36	8-4	16	16	1	0/0	0	80.1	69	35	30	18	103	11	0	1	334	.223	13	4	2	1	2
Career	3.36	8-4	16	16	1	0/0	0	80.1	69	35	30	18	103	11	0	1	334	.223	13	4	2	1	2

2019 Game-by-Game

Opponent (Date)	Dec.	IP	H	R (ER)	BB	K
YOUNGSTOWN STATE (F15)				-DNP-		
YOUNGSTOWN STATE (F16) *	W	5.0	2	2 (2)	1	7
YOUNGSTOWN STATE (F16)				-DNP-		
UAB (F20)				-DNP-		
SOUTHERN MISS (F22)				-DNP-		
SOUTHERN MISS (F23) *	W	7.0	2	-- (-)	1	9
SOUTHERN MISS (F24)				-DNP-		
JACKSON STATE (F26)				-DNP-		
SOUTHEASTERN LOUISIANA (F27)				-DNP-		
vs. Sam Houston State (Mr1)				-DNP-		
vs. Texas Tech (Mr2) *	W	7.0	3	2 (2)	1	8
EAST CAROLINA (Mr5)				-DNP-		
ARKANSAS-PINE BLUFF (Mr6)				-DNP-		
MAINE (Mr8)				-DNP-		
MAINE (Mr8) *	W	6.0	6	1 (1)	--	8
MAINE (Mr10)				-DNP-		
GRAMBLING (Mr13)				-DNP-		
at Florida (Mr15)				-DNP-		
at Florida (Mr16)	W	6.1	10	4 (4)	--	11
at Florida (Mr16)				-DNP-		
LITTLE ROCK (Mr19)				-DNP-		
at Samford (Mr20)				-DNP-		
AUBURN (Mr22)				-DNP-		
AUBURN (Mr23) *	W	7.0	3	2 (2)	1	6
AUBURN (Mr24)				-DNP-		
MISSISSIPPI VALLEY STATE (Mr26)				-DNP-		
LSU (Mr28)				-DNP-		
LSU (Mr29) *	L	5.0	9	6 (5)	2	9
LSU (Mr30)				-DNP-		
ULM (A3)				-DNP-		
at Tennessee (A5)				-DNP-		
at Tennessee (A6)				-DNP-		
at Tennessee (A7) *	--	1.0	3	2 (2)	--	2
SOUTH ALABAMA (A10)				-DNP-		
ALABAMA (A12)				-DNP-		
ALABAMA (A13)				-DNP-		
ALABAMA (A14) *	W	4.0	4	-- (-)	--	4
TEXAS SOUTHERN (A16)				-DNP-		
at Arkansas (A18)				-DNP-		
at Arkansas (A19)				-DNP-		
at Arkansas (A20) *	L	5.0	5	3 (2)	1	4
vs. Ole Miss (A23)				-DNP-		
GEORGIA (A26)				-DNP-		
GEORGIA (A27) *	W	5.0	5	1 (1)	2	7
GEORGIA (A28)				-DNP-		
at Texas A&M (My3)				-DNP-		
at Texas A&M-1 (My4) *	L	6.0	3	1 (1)	2	7
at Texas A&M-2 (My4)				-DNP-		
MEMPHIS (My8)				-DNP-		
at Ole Miss (My10)				-DNP-		
at Ole Miss (My11) *	--	4.2	4	3 (2)	3	5
at Ole Miss (My12)				-DNP-		
LOUISIANA TECH (My14)				-DNP-		
SOUTH CAROLINA (My16)				-DNP-		
SOUTH CAROLINA (My17) *	--	6.0	3	2 (2)	2	8
SOUTH CAROLINA (My18)				-DNP-		
vs. LSU (My22)				-DNP-		
vs. Vanderbilt (My23)				-DNP-		
vs. LSU (My24) *	L	2.1	4	5 (4)	2	5
SOUTHERN (My31) *	ND	3.0	3	1 (-)	--	3
CENTRAL MICHIGAN (Jun1)				-DNP-		
MIAMI (Jun2)				-DNP-		

* - Denotes Game Started | (W)in, (L)oss, H(old), (S)ave, (B)low/n Save



2019 Game-by-Game

Opponent (Date)	AB	R	H	RBI	BB
YOUNGSTOWN STATE (F15) *	4	2	1	2	1
YOUNGSTOWN STATE (F16) *	4	2	1	--	1
YOUNGSTOWN STATE (F16) *	4	2	1	--	1
UAB (F20) *	3	--	--	--	1
SOUTHERN MISS (F22) *	4	--	--	--	--
SOUTHERN MISS (F23) *	3	--	1	--	1
SOUTHERN MISS (F24) *	4	--	--	--	--
JACKSON STATE (F26) *	4	2	2	--	--
SOUTHEASTERN LOUISIANA (F27) *	5	1	2	--	--
vs. Sam Houston State (Mr1) *	4	--	--	--	--
vs. Texas Tech (Mr2) *	3	2	1	--	1
EAST CAROLINA (Mr5) *	3	1	--	--	1
ARKANSAS-PINE BLUFF (Mr6) *	3	1	--	1	1
MAINE (Mr8) *	4	1	1	1	--
MAINE (Mr8) *	4	--	1	--	--
MAINE (Mr10) *	3	1	--	--	--
GRAMBLING (Mr13) *	2	--	--	--	--
at Florida (Mr15) *	3	--	--	--	--
at Florida (Mr16) *	5	--	--	--	--
at Florida (Mr16)	--	1	--	--	--
LITTLE ROCK (Mr19) *	4	2	--	--	1
at Samford (Mr20) *	5	1	2	1	--
AUBURN (Mr22) *	3	--	--	--	--
AUBURN (Mr23) *	5	2	3	2	--
AUBURN (Mr24) *	5	2	3	4	--
MISSISSIPPI VALLEY STATE (Mr26) *	5	2	4	2	--
LSU (Mr28) *	3	--	1	--	1
LSU (Mr29) *	4	--	--	--	--
LSU (Mr30) *	3	1	1	1	1
ULM (A3) *	4	2	2	2	1
at Tennessee (A5) *	6	--	1	--	--
at Tennessee (A6) *	4	--	--	--	--
at Tennessee (A7) *	4	2	3	1	--
SOUTH ALABAMA (A10) *	4	--	1	--	--
ALABAMA (A12) *	4	1	1	--	--
ALABAMA (A13) *	3	1	2	2	1
ALABAMA (A14) *	4	--	3	3	1
TEXAS SOUTHERN (A16) *	3	--	1	1	--
at Arkansas (A18) *	4	1	1	1	--
at Arkansas (A19) *	3	--	--	--	1
at Arkansas (A20) *	4	--	1	2	--
vs. Ole Miss (A23) *	4	1	1	1	1
GEORGIA (A26) *	2	4	1	1	3
GEORGIA (A27) *	4	2	1	1	--
GEORGIA (A28) *	2	1	2	--	2
at Texas A&M (My3) *	2	--	1	1	1
at Texas A&M-1 (My4) *	3	--	1	--	--
at Texas A&M-2 (My4) *	4	--	--	--	--
MEMPHIS (My8) *	3	1	--	1	1
at Ole Miss (My10) *	4	--	--	--	--
at Ole Miss (My11) *	5	--	1	2	--
at Ole Miss (My12) *	5	1	2	2	--
LOUISIANA TECH (My14) *	3	2	2	2	1
SOUTH CAROLINA (My16) *	6	2	3	3	--
SOUTH CAROLINA (My17) *	3	1	2	1	1
SOUTH CAROLINA (My18) *	5	1	1	--	--
vs. LSU (My22) *	8	1	3	--	1
vs. Vanderbilt (My23) *	4	--	--	--	--
vs. LSU (My24) *	2	1	2	--	2
SOUTHERN (My31) *	5	3	4	3	--
CENTRAL MICHIGAN (Jun1) *	4	--	2	2	--
MIAMI (Jun2) *	4	--	1	--	--

* - Denotes Game Started

2019 Biography

Career Notes & Records

Draft: Chosen in the 36th round of the 2017 MLB First Year Player Draft by the Chicago Cubs.

Game: Equaled the school record for at-bats with eight against LSU (5/22) at the SEC Tournament.

2019 Season

Awards: Selected MVP of the NCAA Starkville Regional.

Season: Appeared in all 62 games with 61 starts in left field.

Youngstown State (2/15-16): Collected a hit, walked and scored two runs in each game of the three game series...Doubled and drove in a pair of RBIs in the season opener...Went 1-for-4 in game two...Doubled in the series finale. **UAB (2/20):** Reached base via walk. **Southern Miss (2/22-24):** Started all three games...Doubled and walked in the middle game of the series. **Jackson State (2/26):** Picked up two hits, scored two runs and stole one base. **Southeastern Louisiana (2/27):** Went 2-for-5 with a double and a stolen base. **Frisco Classic (3/1-2):** Started both games. *vs. Texas Tech (3/2):* Scored twice with a hit and a walk. **ECU (3/5):** Walked and scored one run. **Arkansas-Pine Bluff (3/6):** Walked with the bases loaded to collect one RBI...Scored one run. **Maine (3/8-10):** Tallied two hits in the series...Posted an RBI single in the series opener...Stole one base and scored one run...Collected hit in the middle game...Reached base twice, stole two bases and scored one run. **at Florida (3/15-16):** Started first two games...Went hitless...Entered as a pinch runner and scored in the series finale. **Little Rock (3/19):** Scored twice despite going hitless. **at Samford (3/20):** Went 2-for-5...Drove in the game-tying RBI with a seventh-inning single. **Auburn (3/22-24):** Hit .462 (6-for-13) with six RBIs and four runs scored...Three of six hits were doubles...Reached via hit-by-pitch in the series opener...Was 3-for-5 in the middle game of the series with two RBIs...Scored two runs...Doubled to drive in one RBI in the eighth inning of the middle game in the series...Collected three more hits in the series finale...Drove in four RBIs and scored twice...Stole one base...Doubled to drive in one RBI in the third inning...Plated three RBIs with a sixth inning double. **Mississippi Valley State (3/26):** Posted four hits in five at bats...Drove in two RBIs and scored two runs...Also stole one base. **LSU (3/28-30):** Started all three games in left field...Singled, walked and stole one base in the series opener...Was 1-for-3 with a walk in the series finale...Lone hit in the finale was a two-run, ninth-inning home run. **ULM (4/3):** Went 2-for-4 with a walk...Scored twice and drove in two RBIs...Singled and scored in the first inning...Drove in one RBI with a fourth-inning single and also walked in the inning...Grounded out to drive in one RBI in the sixth inning. **at Tennessee (4/5-7):** Started all three games in left field...Chipped in a single in the series opener...Went 3-for-4 with two runs scored and one RBI in the series finale...Hit a home run to lead off the third inning...Singled in the fourth...Doubled and scored a run in the eighth. **South Alabama (4/10):** Started in right field...Posted a second-inning single. **Alabama (4/12/14):** Started all three games in left field...Hit .545 (6-for-11) with a pair of walks and five RBIs in the series...Singled and scored a run in the series opener...Collected a pair of hits in the middle game of the series...Drove in two RBIs with a fourth inning single...Also singled in the sixth...Walked and scored a run in the seventh inning...Singled in each of his first three at bats to account for a three-hit day...Drove in one RBI with singles in the second and fourth innings...Also walked in the sixth...Plated an RBI with a seventh-inning ground out. **Texas Southern (4/16):** Went 1-for-3 with an RBI...Drove in the third run of the game with a sacrifice bunt. **at Arkansas (4/18-20):** Started all three games in left field...Hit a fifth-inning solo home run for his lone hit in the series opener...Walked in the middle game of the series...Drove in two RBIs with a single in the ninth inning of the series finale. **vs. Ole Miss (4/23):** Went 1-for-4 with a walk...Hit a fourth-inning solo home run to tie the game. **Georgia (4/26-28):** Hit .500 (4-for-8) and reached base at a .733 clip...Reached base safely 11 times in the series (4 hits, 5 walks, 2 HBP)...Reached base five times in the series opener...Singled, walked three times and was hit by a pitch...Scored four runs and drove in one RBI...Singled to drive in an RBI in the second inning of the series opener and came around to score...Reached base in the final four plate appearances in the series opener and scored three of those times...Hit a solo home run and reached via hit-by-pitch in the middle game of the series, scoring twice...Went 2-for-2 with a pair of walks in the series finale...Scored the eventual game-winning run in the eighth inning after reaching via walk. **at Texas A&M (5/3-4):** Started all three games in left field...Posted one hit in each of the first two games in the series...Drove in the first run of the weekend with a sacrifice fly in the fourth inning of the series opener...Added a singe in the eighth inning of game one...Doubled for his lone hit of the middle game in the series. **Memphis (5/8):** Was 0-for-3 with a walk, one run scored and one RBI...Walked and scored in the second inning...Plated a run with a sacrifice fly in the fifth. **at Ole Miss (5/10-12):** Started all three games in left field...Drove in a pair of runs with a two-RBI single to cap a six-run seventh inning during the middle game of the series...Chipped in a pair of hits during the series finale...Plated two RBIs with a double in the nine-run fourth inning. **Louisiana Tech (5/14):** Reached base three times, going 2-for-3 with a walk...Drove in the eventual game-winning run with a two-RBI double in the third inning...Walked and score a run in the fifth...Singled and stole a base in the seventh inning.


R. Jordan's Single-Game Career Highs

At-Bats	6	Three Times; Last South Carolina, 5/16/19	Total Bases	8	Southern, 5/31/19
Runs	4	Georgia, 4/26/19	Walks	3	Georgia, 4/26/19
Hits	4	Twice; Last Southern, 5/31/19	Strikeouts	3	at Arkansas, 4/18/19
RBIs	4	Twice; Last Auburn, 3/24/19	Stolen Bases	2	Maine, 3/10/19
Doubles	2	Twice; Last Auburn, 3/24/19			
Triples	1	at Vanderbilt, 6/9/18			
Home Runs	1	13 Times; Last Southern, 5/31/19			

R. Jordan's Career Statistics

	Avg	GP	GS	AB	R	H	2B	3B	HR	RBI	TB	SLG%	BB	HBP	SO	GDP	OB%	SF	SH	SB-ATT	PO	A	E	FLD%
2018	.321	57	51	193	39	62	15	1	7	37	100	.518	21	4	40	4	.390	5	3	2-2	87	2	4	.957
2019	.302	62	61	235	54	71	13	0	6	47	102	.434	28	4	39	3	.381	3	2	11-13	90	0	1	.989
Career	.311	119	112	428	93	133	28	1	13	84	202	.472	49	8	79	7	.385	8	5	13-15	177	2	5	.973

South Carolina (5/16-18): Hit .429 (6-for-14) with four runs scored and four RBIs in the series...Posted a 3-for-6 night at the plate with two runs scored and three RBIs in the series opener...Drove in the eventual game-winning runs with a two-RBI single in the fourth inning...Collected two hits and walked in the middle game of the series...Added a run scored and one RBI in game two...Singled and scored a run in the series finale. **SEC Tournament (5/22-24):** Started all three games in left field. vs. *LSU* (5/22): Went 3-for-8 with a walk and a run scored...Singled and scored the game tying run in the 16th inning. vs. *LSU* (5/24): Reached base in all four plate appearances...Went 2-for-2 with two walks...Walked and stole a base in first inning...Walked and scored a run in the third...Singled in the fifth and seventh innings. **NCAA Starkville Regional (5/31-6/2):** Hit .538 (7-for-13) in the regional with five RBIs and three runs scored. *Southern* (5/31): Went 4-for-5 with three runs scored and three RBIs...Singled in the second inning...Doubled in one RBI and came around to score in the fifth...Singled and scored in the seventh...Hit a two-run home run in the eighth inning. *Central Michigan* (6/1): Was 2-for-4 with two RBIs...Plated runs with RBI singles in the first and third innings. *Miami (Fla.)* (6/2): Chipped in a fourth inning single.





5 | Tanner Allen

IF | L/R | 5-11 | 184 | So.
Theodore, Ala.

Major: Kinesiology



2019 Game-by-Game

Opponent (Date)	AB	R	H	RBI	BB
YOUNGSTOWN STATE (F15) *	5	3	2	4	--
YOUNGSTOWN STATE (F16) *	3	2	2	6	1
YOUNGSTOWN STATE (F16) *	5	--	3	3	--
UAB (F20) *	3	--	--	--	1
SOUTHERN MISS (F22) *	4	--	--	--	--
SOUTHERN MISS (F23) *	4	--	1	2	1
SOUTHERN MISS (F24) *	4	--	2	2	1
JACKSON STATE (F26) *	3	--	--	2	--
SOUTHEASTERN LOUISIANA (F27) *	3	2	1	--	1
vs. Sam Houston State (Mr1) *	3	1	1	1	--
vs. Texas Tech (Mr2) *	4	1	--	--	1
EAST CAROLINA (Mr5) *	4	--	--	--	--
ARKANSAS-PINE BLUFF (Mr6) *	4	--	1	1	--
MAINE (Mr8) *	5	--	--	--	--
MAINE (Mr8) *	3	--	--	1	--
MAINE (Mr10) *	4	2	1	--	1
GRAMBLING (Mr13) *	3	4	3	2	3
at Florida (Mr15) *	5	1	2	--	--
at Florida (Mr16) *	5	2	2	1	--
at Florida (Mr16) *	4	--	--	--	1
LITTLE ROCK (Mr19) *	5	2	2	1	1
at Samford (Mr20) *	5	--	--	--	--
AUBURN (Mr22) *	4	1	1	--	1
AUBURN (Mr23) *	4	2	1	--	2
AUBURN (Mr24) *	6	--	2	1	--
MISSISSIPPI VALLEY STATE (Mr26) *	4	3	1	--	2
LSU (Mr28) *	3	--	--	--	1
LSU (Mr29) *	5	--	1	--	--
LSU (Mr30) *	3	--	--	--	1
ULM (A3) *	3	2	1	1	1
at Tennessee (A5) *	5	1	1	1	--
at Tennessee (A6) *	4	--	--	--	--
at Tennessee (A7) *	5	1	3	1	--
SOUTH ALABAMA (A10) *	4	1	3	5	--
ALABAMA (A12) *	3	1	2	--	1
ALABAMA (A13) *	4	1	1	--	1
ALABAMA (A14) *	6	3	4	1	--
TEXAS SOUTHERN (A16) *	3	1	1	--	--
at Arkansas (A18) *	4	--	2	--	--
at Arkansas (A19) *	4	1	--	--	1
at Arkansas (A20) *	3	1	2	--	1
vs. Ole Miss (A23) *	3	1	1	1	1
GEORGIA (A26) *	4	1	3	4	2
GEORGIA (A27) *	4	1	--	--	1
GEORGIA (A28) *	3	--	1	3	--
at Texas A&M (My3) *	3	--	--	--	--
at Texas A&M-1 (My4) *	3	--	1	--	--
at Texas A&M-2 (My4) *	3	--	--	1	1
MEMPHIS (My8) *	4	2	4	1	1
at Ole Miss (My10) *	4	--	3	2	--
at Ole Miss (My11) *	5	--	1	2	--
at Ole Miss (My12) *	4	1	3	1	1
LOUISIANA TECH (My14) *	4	1	--	--	1
SOUTH CAROLINA (My16) *	5	4	5	3	1
SOUTH CAROLINA (My17) *	5	1	4	3	--
SOUTH CAROLINA (My18) *	5	--	3	2	--
vs. LSU (My22) *	8	--	3	1	--
vs. Vanderbilt (My23) *	4	--	1	--	--
vs. LSU (My24) *	4	--	1	1	--
SOUTHERN (My31) *	5	1	1	--	--
CENTRAL MICHIGAN (Jun1) *	5	2	4	1	--
MIAMI (Jun2) *	4	1	1	1	--

* - Denotes Game Started

2019 Biography

Career Notes & Records

Draft: Chosen in the 36th round of the 2017 MLB First Year Player Draft by the Chicago Cubs...Selected in the 34th round of the 2019 MLB First Year Player Draft by the Colorado Rockies.

Season: 2019: Ranks tied for No. 8 on the single season doubles charts (22).

Game: 2019: Equaled the school record for at-bats with eight against LSU (5/22) at the SEC Tournament.

2019 Season

Awards: Earned NCAA Starkville Regional All-Tournament Team at first base...Selected third-team All-America by Collegiate Baseball Newspaper...Named first-team All-SEC at first base...Tabbed SEC All-Tournament Team at first base after leading all first basemen in batting average (.313), extra base hits (2) and total bases (7)...Earned Perfect Game National Hitter of the Week honors and Collegiate Baseball Newspaper National Player of the Week Honor Roll laurels after batting .538 with 13 RBIs during opening weekend versus Youngstown State.

Season: Started at first base in all 62 games...Hit walk-off, RBI double in rubber game of Southern Miss series (2/24).

Youngstown State (2/15-16): Batted .538 with seven hits, five going for extra bases Hit two home runs and tallied 13 RBIs in the season-opening series...Collected multi-hit and multi-RBI performances in all three contests...Doubled and homered in game one of the series...Went 2-for-3 with a double, home run and six RBIs in the middle game...Had three hits in the final game against the Penguins...Also doubled and plated three runs. **UAB (2/20):** Walked in one of four plate appearances. **Southern Miss (2/22-24):** Collected three hits in twelve at-bats in the three-game series to go along with four RBIs...Earned two RBIs on one hit in game two...Hit a walk-off, RBI double in rubber game of series. **Jackson State (2/26):** Drove in two runs via a sacrifice fly and a hit-by-pitch. **Southeastern Louisiana (2/27):** Doubled, walked and scored two runs. **Frisco Classic (3/1-2):** Scored a pair of runs and drove in one RBI. **vs. Sam Houston State (3/1):** Earned an RBI via sacrifice fly...Also collected a hit and scored a run. **vs. Texas Tech (3/2):** Walked and scored the eventual game-winning run. **Arkansas-Pine Bluff (3/6):** Collected an RBI on a single. **Maine (3/8-10):** Went 0-for-8 in series-opening doubleheader...Bounced back with a single, walk, stolen base and two runs scored in game three. **Grambling (3/13):** Reached base in all six plate appearances with three hits and three walks...Drove in two RBIs and scored four times. **at Florida (3/15-16):** Collected four hits and scored three runs in the weekend series...Went 2-for-5 in game one and scored...Had two hits, two runs and an RBI in the middle game. **Little Rock (3/19):** Doubled and drove in an RBI. **Auburn (3/22-24):** Started all three games at first base...Reached base at least twice in each game...Singled, walked and scored one run in the series opener...Singled, walked twice and scored two runs in the middle game of the series...Doubled in the first inning of the series finale...Plated one RBI with a fourth-inning single. **Mississippi Valley State (3/26):** Reached base safely three times with a hit and two walks...Also reached on an error...Scored three runs. **LSU (3/28-30):** Started all three games at first base...Reached base once in each game...Drew one walk in the series opener and series finale...Singled for his lone hit of the weekend in the middle game of the series. **ULM (4/3):** Homered for his lone hit of the game...Also walked...Scored two runs. **at Tennessee (4/5-7):** Started all three games at first base...Singled to drive in the eventual game-winning in the series opener...Homered as part of a three-hit day in the series finale...Chipped in a pair of singles in the finale. **South Alabama (4/10):** Went 3-for-4 with five RBIs in a start at first base...Notched a two-RBI single in the third inning to give State the lead...Doubled in the fifth inning...Hit a three-run home run in the seventh, which plated the eventual game-winning runs. **Alabama (4/12/14):** Started all three games at first base...Hit .538 (7-for-13) on the weekend and added two walks...Posted four doubles and scored five runs in the series...Doubled as part of a two-hit night in the series opener...Also walked and scored a run in the seventh inning...Posted one hit and walked in the middle game of the series...Drew a base on balls and scored in the fourth...Posted four hits - three doubles - and scored three times in the finale...Also drove in one RBI...Doubled in one RBI in the second and came around to score...Doubled and scored in the fourth inning...Singled and scored in the seventh. **Texas Southern (4/16):** Reached base twice in the game...Singled in the third inning...Was hit by a pitch to start the eighth inning and came around to score the eventual game winning run. **at Arkansas (4/18-20):** Reached base six times in the series - four hits and two walks...Posted a pair of hits in the series opener...Walked and scored a run in the middle game of the series...Reached base three times in the series finale, going 2-for-3 at the plate with a walk...Also scored one run. **vs. Ole Miss (4/23):** Went 1-for-3 with a walk...Walked and scored a run in the sixth inning...Singled to drive in one RBI in the seventh inning. **Georgia (4/26-28):** Opened the series with a 3-for-4 day at the plate and reached base five times...Scored one run and drove in four RBIs in the series opener...Drew a bases loaded walk to drive in an RBI...Singled in a run in the fourth and plated two runs in the seventh with a single...Doubled and scored a run in the eighth...Walked and scored a run in the middle game of the series...Drove in three RBIs in the series finale...Doubled in two RBIs in the fifth inning...Had a sacrifice fly in the seventh. **at Texas A&M (5/3-4):** Started all three games at first base...Laid down a sacrifice bunt in the eighth inning to move two runners into scoring position...Singled for his lone hit of the second game in the series...Drew a bases loaded walk in the series finale to push the third run of the game across in the fourth inning.

Allen's Single-Game Career Highs

At-Bats	7	at Missouri, 3/24/18	Total Bases	7	Six Times; Last Central Michigan, 6/1/19
Runs	4	Twice; Last South Carolina, 5/16/19	Walks	3	Grambling, 3/13/19
Hits	5	South Carolina, 5/16/19	Strikeouts	3	Four Times; Last vs. North Carolina, 6/19/18
RBIs	6	Youngstown State, 2/16/19	Stolen Bases	1	Maine, 3/10/19
Doubles	3	Twice; Last Alabama, 4/14/19			
Triples	1	Six Times; Last South Carolina, 5/16/19			
Home Runs	1	12 times; Last Central Michigan, 6/1/19			

Allen's Career Statistics

	Avg	GP-GS	AB	R	H	2B	3B	HR	RBI	TB	SLG%	BB	HBP	SO	GDP	OB%	SF	SH	SB-ATT	PO	A	E	FLD%
2018	.287	68-68	275	42	79	18	5	5	45	122	.444	27	2	62	6	.353	2	2	0-2	329	23	6	.983
2019	.350	62-62	254	55	89	22	1	7	63	134	.528	32	5	35	4	.427	4	1	1-2	492	33	2	.996
Career	.318	130-130	529	97	168	40	6	12	108	256	.484	59	7	97	10	.389	6	3	1-4	821	56	8	.991

Memphis (5/8): Reached base in all five plate appearances...Went 4-for-4 with a walk...Scored twice and drove in one RBI...Singled in the first, third, fifth and sixth innings...Came around to score in the fifth inning...Drove in an RBI in the sixth inning...Was intentionally walked in the eighth and came around to score the game winning run from first base on an Elijah MacNamee double. **at Ole Miss (5/10-12):** Hit .538 (7-for-13) on the weekend with five RBIs in three starts at first base...Opened the series with a 3-for-4 day at the plate...Drove in both RBIs with two-out hits in the 2-0 series-opening win...Plated the first run with a third-inning RBI double...Knocked in the second run with an RBI single in the fifth...Plated two RBIs with a seventh-inning single to break a 4-4 tie...Reached base in his final four plate appearances, with three singles and a walk...Drew a bases loaded walk in the nine-run fourth inning for his lone RBI and came around to score. **Louisiana Tech (5/14):** Walked and scored a run. **South Carolina (5/16-18):** Hit .800 (12-for-15) with an .812 on-base percentage and 1.200 slugging percentage in three starts at first base...Posted multiple hits and multiple RBIs in each game of the three-game series...Opened the series with a 5-for-5 effort, four runs scored and three RBIs...Drew a bases loaded walk in the third inning...Drove in two RBIs with a single in the fifth inning...Went 4-for-5 in the middle game of the series with three RBIs and a run scored...Doubled to drive in a run in the seventh...Tripled and plated a pair of runs in the eighth...Had three hits in the series finale...Doubled to plate a run in the seventh inning...Singled to drive in his second RBI of the game in the eighth inning. **SEC Tournament (5/22-24):** Started all three games at first base and earned SEC All-Tournament Team at the position. *vs. LSU (5/22):* Was 3-for-8 with one RBI...Also reached via hit-by-pitch...Doubled to plate the first run of the game in the first inning. *vs. Vanderbilt (5/23):* Went 1-for-4 with a double. *vs. LSU (5/24):* Was 1-for-4 with one RBI...Singled to plate a run in the third inning. **NCAA Starkville Regional (5/31-6/2):** Hit .429 (6-for-14) with four runs scored and two RBIs. *Southern (5/31):* Singled to lead off the fifth inning and came around to score. *Central Michigan (6/1):* Went 4-for-5 with two runs scored and one RBI...Singled and scored in the first inning...Led off the ninth inning with a solo home run. *Miami (Fla.) (6/2):* Singled to open the scoring for State in the fourth inning and came around to score.





6 | Brandon Smith

RHP | R/R | 6-3 | 180 | Fr.
Richland, Miss.

Major: Business Administration



2019 Game-by-Game

Opponent (Date)	Dec.	IP	H	R (ER)	BB	K
YOUNGSTOWN STATE (F15)		-DNP-				
YOUNGSTOWN STATE (F16)	--	1.0	--	-- (--)	--	1
YOUNGSTOWN STATE (F16)		-DNP-				
UAB (F20)	--	1.1	--	-- (--)	--	3
SOUTHERN MISS (F22)		-DNP-				
SOUTHERN MISS (F23)	--	1.0	2	1 (1)	--	1
SOUTHERN MISS (F24)		-DNP-				
JACKSON STATE (F26)	--	2.0	1	-- (--)	--	--
SOUTHEASTERN LOUISIANA (F27)		-DNP-				
vs. Sam Houston State (Mr1)		-DNP-				
vs. Texas Tech (Mr2)		-DNP-				
EAST CAROLINA (Mr5)		-DNP-				
ARKANSAS-PINE BLUFF (Mr6)	H	1.0	1	-- (--)	--	1
MAINE (Mr8)		-DNP-				
MAINE (Mr8)	H	1.0	--	-- (--)	--	2
MAINE (Mr10)	--	0.1	--	-- (--)	1	--
GRAMBLING (Mr13)	--	1.0	--	-- (--)	--	1
at Florida (Mr15)		-DNP-				
at Florida (Mr16)		-DNP-				
at Florida (Mr16)	--	1.0	1	1 (1)	--	--
LITTLE ROCK (Mr19)	H	4.0	1	-- (--)	1	5
at Samford (Mr20)		-DNP-				
AUBURN (Mr22)	--	1.0	1	-- (--)	--	1
AUBURN (Mr23)		-DNP-				
AUBURN (Mr24)	--	0.0	4	4 (4)	--	--
MISSISSIPPI VALLEY STATE (Mr26)		-DNP-				
LSU (Mr28)		-DNP-				
LSU (Mr29)		-DNP-				
LSU (Mr30)	--	2.0	4	3 (2)	1	1
ULM (A3)	W	0.2	1	-- (--)	--	--
at Tennessee (A5)		-DNP-				
at Tennessee (A6)		-DNP-				
at Tennessee (A7)		-DNP-				
SOUTH ALABAMA (A10)	W	2.1	4	2 (2)	--	--
ALABAMA (A12)		-DNP-				
ALABAMA (A13)	--	1.0	--	-- (--)	--	--
ALABAMA (A14)		-DNP-				
TEXAS SOUTHERN (A16) *	--	2.0	2	-- (--)	1	3
at Arkansas (A18)		-DNP-				
at Arkansas (A19)	--	1.1	3	-- (--)	--	--
at Arkansas (A20)		-DNP-				
vs. Ole Miss (A23)		-DNP-				
GEORGIA (A26)	--	1.0	--	-- (--)	--	2
GEORGIA (A27)		-DNP-				
GEORGIA (A28)		-DNP-				
at Texas A&M (My3)		-DNP-				
at Texas A&M-1 (My4)		-DNP-				
at Texas A&M-2 (My4)		-DNP-				
MEMPHIS (My8)	--	3.0	3	1 (1)	--	3
at Ole Miss (My10)		-DNP-				
at Ole Miss (My11)	--	0.1	--	-- (--)	--	--
at Ole Miss (My12)	--	0.1	2	-- (--)	--	--
LOUISIANA TECH (My14) *	W	2.0	3	-- (--)	--	1
SOUTH CAROLINA (My16)		-DNP-				
SOUTH CAROLINA (My17)	--	1.0	2	-- (--)	--	--
SOUTH CAROLINA (My18)		-DNP-				
vs. LSU (My22) *	--	4.1	5	2 (2)	1	5
vs. Vanderbilt (My23)		-DNP-				
vs. LSU (My24)		-DNP-				
SOUTHERN (My31)	ND	0.2	3	3 (3)	1	1
CENTRAL MICHIGAN (Jun1)		-DNP-				
MIAMI (Jun2)		-DNP-				

* - Denotes Game Started | (W)in, (L)oss, H(old), (S)ave, (B)low Save

2019 Biography

Season: Made 26 appearances, with three starts on the mound...Made his MSU debut against Youngstown State (2/16) and threw a scoreless ninth inning in relief...Picked up his first career win with two-thirds innings scoreless against ULM (4/3)...Made his first collegiate start against Texas Southern (4/16).

Youngstown State (2/15-16): Threw the final inning of series finale...Tossed a scoreless frame with one strikeout. **UAB (2/20):** Sat down three batters via strikeout in 1 1/3 innings. **Southern Miss (2/22-24):** Allowed one run on two hits in middle game of the series. **Jackson State (2/26):** Tossed two scoreless innings of relief. **Arkansas-Pine Bluff (3/6):** Threw a scoreless seventh inning. **Maine (3/8-10):** Appeared in each of the final two games...Struck out two in one scoreless inning of the middle game in the series...Walked one in 1/3 of an inning in the final game. **Grambling (3/13):** Tossed a scoreless sixth inning...Struck out one. **Florida (3/15-16):** Pitched in final game...Allowed a run. **Little Rock (3/19):** Pitched four-inning scoreless relief effort...Struck out five...Allowed just one hit and one walk. **Auburn (3/22-24):** Appeared in the series opener and series finale...Allowed one hit and struck out one in the series opener...Surrendered four runs on four hits without recording an out in the series finale. **LSU (3/28-30):** Appeared in the series finale in relief...Allowed three runs - two earned - on four hits...Walked one and struck out one. **ULM (4/3):** Picked up his first collegiate victory with two-thirds of an inning of scoreless work. **South Alabama (4/10):** Earned the win in relief...Threw 2 1/3 innings and allowed two runs on four hits...Didn't walk a batter. **Alabama (4/12/14):** Threw a scoreless inning in the middle game of the series. **Texas Southern (4/16):** Threw two scoreless innings in his first collegiate start...Allowed two hits and walked one...Struck out three. **at Arkansas (4/18-20):** Threw 1 1/3 scoreless, hitless innings in the middle game of the series. **Georgia (4/26-28):** Appeared in the series opener and threw clean seventh inning...Struck out two. **Memphis (5/8):** Entered in relief with no outs in the first inning and allowed two inherited runners to score...Threw three innings and allowed one run of his own on three hits...Didn't walk a batter and struck out three. **at Ole Miss (5/10-12):** Threw two-thirds of an inning in two appearances...Stranded a runner in scoring position with a ground out in the seventh inning of middle game in the series...Allowed two inherited runners to score on back-to-back singles in the eighth before getting the final out of the frame in the series finale. **Louisiana Tech (5/14):** Threw two scoreless innings in an abbreviated start to collect the win...Allowed three hits and struck out one. **South Carolina (5/16-18):** Appeared in the middle game of the series...Threw a scoreless inning...Allowed two hits. **SEC Tournament (5/22-24):** Started Mississippi State's opening game at the SEC Tournament. vs. **LSU (5/22):** Threw 4/1/3 innings in a no decision...Allowed two runs on five hits...Walked one and struck out five. **NCAA Starkville Regional (5/31-6/2):** Made one appearance on the mound. **Southern (5/31):** Threw two-thirds of an inning and allowed three runs on three hits...Walked one and struck out one.

Smith's Single-Game Career Highs

Innings Pitched	4.1	LSU, 5/22/19	Wild Pitches	1	Little Rock, 3/19/19
Fewest Hits	0	Seven Times; Last at Ole Miss, 5/11/19	Hit-by-Pitch	1	Four Times; Last Southern, 5/31/19
Fewest Runs	0	17 Times; Last South Carolina, 5/17/19	Total Pitches	72	vs. LSU, 5/22/19
Fewest Earned Runs	0	17 Times; Last South Carolina, 5/17/19			
Walks	1	Six Times; Last Southern, 5/31/19			
Strikeouts	5	Twice; vs. LSU, 5/22/19			

Smith's Career Statistics

	ERA	W-L	App	GS	CG	SHO/CBO	SV	IP	H	R	ER	BB	SO	2B	3B	HR	BF	BAA	WP	HBP	BK	SFA	SHA
2019	3.93	3-0	26	3	0	0/1	0	36.2	43	17	16	6	31	7	1	3	157	.299	1	4	0	2	1
Career	3.93	3-0	26	3	0	0/1	0	36.2	43	17	16	6	31	7	1	3	157	.299	1	4	0	2	1



8 | Dustin Skelton

C | R/R | 6-0 | 202 | Jr.
Olive Branch, Miss.

Major: Kinesiology



2019 Biography

Career Notes & Records

Draft: Chosen in the 36th round of the 2016 MLB First Year Player Draft by the Toronto Blue Jays...Selected in the 18th round of the 2019 MLB First Year Player Draft by the Miami Marlins.

2019 Season

Awards: Selected to the NCAA Starkville Regional All-Tournament Team at catcher.

Season: Appeared in 58 games with 54 starts...Started 50 games at catcher and four at designated hitter...Posted his first career multi-home run game in the middle game of the series with Southern Miss (2/23).

Youngstown State (2/15-16): Scored all three times he reached base in the series opener and finale...Walked and scored one run in the opener...Went 2-for-4 in game three with an RBI and a pair of runs scored. **UAB (2/20):** Finished 1-for-3 with one RBI. **Southern Miss (2/22-24):** Went 5-for-8 in the first two games of the series...Tallied two hits in series opener...Homered twice with three RBIs and three runs scored in 3-for-4 performance in the middle game of the series. **Frisco Classic (3/1-2):** vs. *Sam Houston State* (3/1): Reached on error and scored one run. vs. *Texas Tech* (3/2): Singled once in five plate appearances. **ECU (3/5):** Reached on a walk and executed a sacrifice bunt. **Maine (3/8-10):** Tallied three hits and four RBIs in the series...Hit a two-run home run in middle game of the series...Collected an RBI single hit a solo home run in the series finale. **at Florida (3/15-16):** Appeared in three games, starting the first two at catcher...Tallied three hits, a double and an RBI in game two. **at Samford (3/20):** Tallied first career triple...Also walked twice and scored a run. **Auburn (3/22-24):** Started all three games at catcher...Hit .333 (4-for-12) in the series...Posted two hits in the series opener...Singled once in the middle game of the series and the series finale. **ULM (4/3):** Started at catcher and went 2-for-3 with six RBIs...Hit a first-inning grand slam...Plated two runs with a fourth-inning single. **at Tennessee (4/5-7):** Started all three games at catcher...Singled for his lone hit in both the first and second game of the series...Was hit-by-pitch twice and scored one run in the series finale. **South Alabama (4/10):** Started at catcher and reached base twice...Singled in the second inning...Was hit by a pitch in the fourth. **Alabama (4/12/14):** Started all three games at catcher...Posted one hit in each game of the series...Hit a three-run home run in the middle game of the series...Singled to drive in a run in the first inning of the series finale...Also walked in the finale. **Texas Southern (4/16):** Entered as a defensive replacement in the eighth inning...Hit a two-run home run in the eighth inning to cap the scoring. **at Arkansas (4/18-20):** Started at catcher in all three games...Posted one hit and score one run in each of the first two games in the series...Went 1-for-4 with a double and run scored in the series opener...Single, was hit by a pitch and scored a run in the middle game of the series. **vs. Ole Miss (4/23):** Went 1-for-4 with an RBI...Used a sacrifice fly to score the fourth run of the game in the sixth inning. **Georgia (4/26-28):** Drove in at least one RBI in each game of the series...Homered and walked in the series opener...Hit a three-run home run in the sixth inning...Had a sacrifice fly in the seventh inning...Singled to drive in the fifth run of the game in the eighth inning. **at Texas A&M (5/3-4):** Started all three games at catcher...Reached base in each game...Doubled to drive in the second run of the game in the series opener...Walked twice in the middle game of the series...Singled in the second inning for his lone hit of the game. **Memphis (5/8):** Started at designated hitter and went 1-for-3 with a single. **at Ole Miss (5/10-12):** Started all three games behind the plate...Went 1-for-3 with a double and a walk in the middle game of the series...Scored a pair of runs...Chipped in three hits in the series finale...Had a pair of singles in the nine-run fourth inning...Started the two-out rally with a single and scored...Drove in the final run of the fourth inning with an RBI single. **Louisiana Tech (5/14):** Went 1-for-4 with a third-inning RBI single. **South Carolina (5/16-18):** Started all three games at catcher...Hit a grand slam in the series opener...Also walked in the first game of the series...Reached on a fielder's choice and scored a run in the middle game...Singled, walked twice and scored a run in the series finale. **SEC Tournament (5/22-24):** Started all three games, with a starts at catcher bookending a start at designated hitter. vs. *LSU* (5/22): Went 2-for-7 with a walk...Drove in the second run of the game with a sacrifice fly in the first inning. vs. *LSU* (5/24): Reached base three times, going 2-for-3 and getting hit by a pitch...Drove in an RBI with a third-inning single. **NCAA Starkville Regional (5/31-6/2):** Started all three games at catcher...Hit .417 (5-for-12) with four runs scored and two RBIs. *Southern* (5/31): Went 2-for-4 with a walk and two runs scored...Singled and scored in both the fifth and eighth innings. *Central Michigan* (6/1): Singled and scored in the first and third innings. *Miami (Fla.)* (6/2): Drove in the eventual game-winning run with a fourth-inning RBI single...Was also hit by a pitch in the ninth inning.

Skelton's Single-Game Career Highs

At-Bats	7	vs. LSU, 5/22/19	Total Bases	9	Southern Miss, 2/23/19
Runs	4	Auburn, 3/24/19	Walks	2	Six Times; Last South Carolina, 5/18/19
Hits	4	Auburn, 3/24/19	Strikeouts	3	Three Times; Last Central Michigan, 6/1/19
RBIs	6	ULM, 4/3/19	Stolen Bases	1	Three Times; Last Miami, 6/2/19
Doubles	2	Twice; Last at Alabama State, 4/11/18			
Triples	1	at Samford, 3/20/19			
Home Runs	2	Southern Miss, 2/23/19			

Skelton's Career Statistics

	Avg	GP-GS	AB	R	H	2B	3B	HR	RBI	TB	SLG%	BB	HBP	SO	GDP	OB%	SF	SH	SB-ATT	PO	A	E	FLD%
2017	.206	34-17	68	1	14	2	0	0	10	16	.235	8	1	21	1	.295	1	1	0-0	163	35	7	.966
2018	.238	47-38	122	18	29	7	0	1	13	39	.320	13	6	28	3	.338	1	8	0-1	313	55	3	.992
2019	.308	58-54	201	36	62	6	1	10	50	100	.498	19	6	50	3	.378	4	4	3-5	485	73	2	.996
Career	.269	139-109	391	55	105	15	1	11	73	155	.396	40	13	99	7	.351	6	13	3-6	961	163	12	.989

2019 Game-by-Game

Opponent (Date)	AB	R	H	RBI	BB
YOUNGSTOWN STATE (F15) *	4	1	--	--	1
YOUNGSTOWN STATE (F16) *	4	2	2	1	--
YOUNGSTOWN STATE (F16)	-DNP-				
UAB (F20) *	3	1	1	1	--
SOUTHERN MISS (F22) *	4	--	2	--	--
SOUTHERN MISS (F23) *	4	3	3	3	--
SOUTHERN MISS (F24) *	4	--	--	--	--
JACKSON STATE (F26) *	-DNP-				
SOUTHEASTERN LOUISIANA (F27) *	3	--	--	--	--
vs. Sam Houston State (Mr1) *	4	--	--	--	--
vs. Texas Tech (Mr2) *	5	--	1	--	--
EAST CAROLINA (Mr5) *	2	--	--	--	1
ARKANSAS-PINE BLUFF (Mr6)	--	--	--	--	--
MAINE (Mr8) *	3	--	--	--	--
MAINE (Mr8) *	4	1	1	2	--
MAINE (Mr10) *	3	1	2	2	1
GRAMBLING (Mr13)	-DNP-				
at Florida (Mr15) *	2	1	--	--	2
at Florida (Mr16) *	5	--	3	1	--
at Florida (Mr16)	1	--	1	--	--
LITTLE ROCK (Mr19)	-DNP-				
at Samford (Mr20) *	3	1	1	--	2
AUBURN (Mr22) *	5	--	1	1	--
AUBURN (Mr23) *	4	2	1	1	1
AUBURN (Mr24) *	5	4	4	5	1
MISSISSIPPI VALLEY STATE (Mr26)	2	1	2	3	--
LSU (Mr28) *	4	--	2	--	--
LSU (Mr29) *	4	--	1	--	--
LSU (Mr30) *	4	--	1	--	--
ULM (A3) *	3	2	2	6	--
at Tennessee (A5) *	5	--	1	--	--
at Tennessee (A6) *	4	--	1	--	--
at Tennessee (A7) *	2	1	--	--	--
SOUTH ALABAMA (A10) *	3	--	1	--	--
ALABAMA (A12) *	4	--	1	--	--
ALABAMA (A13) *	3	1	1	3	--
ALABAMA (A14) *	4	--	1	1	1
TEXAS SOUTHERN (A16)	1	1	1	2	--
at Arkansas (A18) *	4	1	1	--	--
at Arkansas (A19) *	3	1	1	--	--
at Arkansas (A20) *	3	--	--	--	--
vs. Ole Miss (A23) *	4	--	1	1	--
GEORGIA (A26) *	2	1	1	3	1
GEORGIA (A27) *	3	--	--	1	--
GEORGIA (A28) *	3	--	1	2	--
at Texas A&M (My3) *	4	--	1	1	--
at Texas A&M-1 (My4) *	1	--	--	--	2
at Texas A&M-2 (My4) *	3	--	1	--	--
MEMPHIS (My8) *	3	--	1	--	--
at Ole Miss (My10) *	4	--	--	--	--
at Ole Miss (My11) *	3	2	1	--	1
at Ole Miss (My12) *	5	1	3	1	--
LOUISIANA TECH (My14) *	4	--	1	1	--
SOUTH CAROLINA (My16) *	4	1	1	4	1
SOUTH CAROLINA (My17) *	5	1	--	--	--
SOUTH CAROLINA (My18) *	3	1	1	--	2
vs. LSU (My22) *	7	--	2	1	1
vs. Vanderbilt (My23) *	3	--	--	--	--
vs. LSU (My24) *	3	--	2	1	--
SOUTHERN (My31) *	4	2	2	1	1
CENTRAL MICHIGAN (Jun1) *	5	2	2	--	--
MIAMI (Jun2) *	3	--	1	1	--


* - Denotes Game Started



10 | Josh Hatcher

IF | L/L | 6-2 | 175 | So.
Albany, Ga.

Major: Marketing



2019 Game-by-Game

Opponent (Date)	AB	R	H	RBI	BB
YOUNGSTOWN STATE (F15)	1	--	1	1	--
YOUNGSTOWN STATE (F16)	1	--	--	--	--
YOUNGSTOWN STATE (F16)			-DNP-		
UAB (F20)			-DNP-		
SOUTHERN MISS (F22)			-DNP-		
SOUTHERN MISS (F23)			-DNP-		
SOUTHERN MISS (F24)			-DNP-		
JACKSON STATE (F26)	--	1	--	--	2
SOUTHEASTERN LOUISIANA (F27)	1	--	--	--	--
vs. Sam Houston State (Mr1)			-DNP-		
vs. Texas Tech (Mr2)			-DNP-		
EAST CAROLINA (Mr5)	1	--	--	--	--
ARKANSAS-PINE BLUFF (Mr6) *	2	--	1	--	--
MAINE (Mr8)			-DNP-		
MAINE (Mr8)			-DNP-		
MAINE (Mr10)			-DNP-		
GRAMBLING (Mr13)	3	--	2	2	--
at Florida (Mr15)	2	--	1	1	1
at Florida (Mr16)	5	--	2	1	--
at Florida (Mr16)	2	1	2	--	--
LITTLE ROCK (Mr19)	3	1	2	2	1
at Samford (Mr20)	2	--	--	--	--
AUBURN (Mr22) *	3	--	--	--	--
AUBURN (Mr23) *	2	--	--	--	--
AUBURN (Mr24)			-DNP-		
MISSISSIPPI VALLEY STATE (Mr26)	2	--	1	1	--
LSU (Mr28) *	3	1	2	--	1
LSU (Mr29) *	3	1	--	--	1
LSU (Mr30) *	3	--	1	--	--
ULM (A3)	1	--	1	1	--
at Tennessee (A5)	1	--	--	--	--
at Tennessee (A6) *	2	--	--	--	--
at Tennessee (A7)			-DNP-		
SOUTH ALABAMA (A10) *	4	--	1	--	--
ALABAMA (A12)			-DNP-		
ALABAMA (A13)			-DNP-		
ALABAMA (A14)	2	--	--	--	--
TEXAS SOUTHERN (A16) *	3	--	1	--	1
at Arkansas (A18) *	3	--	--	1	--
at Arkansas (A19)	1	--	--	--	--
at Arkansas (A20) *	2	--	--	--	--
vs. Ole Miss (A23)	2	1	--	--	--
GEORGIA (A26)	1	--	--	1	--
GEORGIA (A27)	1	--	1	--	--
GEORGIA (A28)	1	--	--	--	--
at Texas A&M (My3)			-DNP-		
at Texas A&M-1 (My4)			-DNP-		
at Texas A&M-2 (My4)			-DNP-		
MEMPHIS (My8)			-DNP-		
at Ole Miss (My10)			-DNP-		
at Ole Miss (My11)			-DNP-		
at Ole Miss (My12)	1	1	1	--	1
LOUISIANA TECH (My14)			-DNP-		
SOUTH CAROLINA (My16) *	3	3	2	1	--
SOUTH CAROLINA (My17) *	4	2	2	4	--
SOUTH CAROLINA (My18) *	3	--	--	--	--
vs. LSU (My22) *	4	1	2	--	--
vs. Vanderbilt (My23) *	4	--	--	--	--
vs. LSU (My24) *	2	--	--	--	--
SOUTHERN (My31) *	4	1	2	2	1
CENTRAL MICHIGAN (Jun1) *	4	--	3	2	--
MIAMI (Jun2) *	4	--	--	--	--

* - Denotes Game Started

2019 Biography

Career Notes & Records

Draft: Chosen in the 39th round of the 2017 MLB First Year Player Draft by the Los Angeles Angels.

2019 Season

Awards: Selected to the NCAA Starkville Regional All-Tournament Team at designated hitter.

Season: Appeared in 41 games with 26 starts...Started one game in left field, eight in right field and 17 at designated hitter...Started the series finale at Florida (3/16) in left field...Started all three games in right field versus South Carolina (5/16-18).

Youngstown State (2/15-16): Played in two of the three games...Entered as a pinch-hitter in the season opener...Posted an RBI single...Came into game two as a defensive substitution at first base. **Jackson State (2/26):** Pinch-hit in the seventh...Walked twice and scored once. **Arkansas-Pine Bluff (3/6):** Started at designated hitter and went 1-for-2. **Grambling (3/13):** Posted a pair of extra-base hits...Drove in two RBIs...Had an RBI double and RBI triple in the game...Triple was first of his career. **at Florida (3/15-16):** Started all three games, twice at DH and once in left field...Tallied five hits over the weekend...Earned one RBI in both games one and two...Collected two hits, a double and scored in finale. **Little Rock (3/19):** Tallied two hits, one of them a triple...Drove in two RBIs...Also walked and executed his first stolen base of the season. **Auburn (3/22-24):** Started the first two games of the series at designated hitter. **Mississippi Valley State (3/26):** Pinch hit and was 1-for-2 with one RBI. **LSU (3/28-30):** Started all three games as the designated hitter...Opened the series by reaching base three times, including a pair of hits...Singled in the second and fourth innings, scoring a run in the fourth...Walked and stole a base in the fifth inning...Walked and scored in the middle game of the series...Singled for his lone hit in the series finale. **ULM (4/3):** Was 1-for-1 after entering as a pinch runner...Drove in a run with a sixth-inning single. **at Tennessee (4/5-7):** Appeared in two games, including a start at designated hitter in the middle game of the series. **South Alabama (4/10):** Got the start at designated hitter and went 1-for-4. **Alabama (4/12/14):** Appeared in the series finale as a pinch hitter. **Texas Southern (4/16):** Started at designated hitter and went 1-for-3 with a walk. **at Arkansas (4/18-20):** Appeared in all three games, starting the series opener and series finale at designated hitter...Drove in one RBI in the series opener with an eight-inning ground out. **vs. Ole Miss (4/23):** Entered as a pinch hitter and stayed in the game to play right field...Reached base via a fielder's choice in the eighth inning and scored the final run of the game. **Georgia (4/26-28):** Made a pinch-hit appearance in each game of the series...Owned one plate appearance in each game...Had an RBI ground out in the series opener...Singled in the middle game of the series. **at Ole Miss (5/10-12):** Entered the series finale as a pinch runner in the fourth inning and scored a run...Stayed in the game to play right field...Walked and collected a hit in two plate appearances in the finale. **South Carolina (5/16-18):** Started all three games in right field...Hit .400 (4-for-10) on the weekend with a 1.300 slugging percentage...Three of his four hits were home runs...Was on base in all three plate appearances in the series opener...Reached on an error and scored a run in the third inning...Led off the fourth inning with a solo home run...Singled and scored in the fifth inning...Was 2-for-4 with a pair of home runs in the middle game of the series...Hit a solo home run to lead off the seventh inning and give MSU its first lead of the game...Blasted a two-run home run to straight-away center field in the eighth inning. **SEC Tournament (5/22-24):** Started all three games in right field. vs. **LSU (5/22):** Went 2-for-4 with a double and a run scored...Started the second inning with a double and came in to score. **NCAA Starkville Regional (5/31-6/2):** Appeared in all three games with starts in right field and at designated hitter...Hit .417 (5-for-12) with one run scored and four RBIs. **Southern (5/31):** Started in right field and went 2-for-4 with a run score and two RBIs...Added one walk...Doubled to drive in two RBIs in the fifth inning...Reached on a fielder's choice and scored a run in the seventh. **Central Michigan (6/1):** Went 3-for-4 with two RBIs in a start in right field...Plated RBIs with singles in the first and third innings. **Miami (Fla.) (6/2):** Made the start at designated hitter.

Hatcher's Single-Game Career Highs

At-Bats	6	Twice: Last at Alabama State, 4/11/18	Total Bases	9	vs. UC Santa Barbara, 2/23/18
Runs	3	South Carolina, 5/16/19	Walks	2	Five Times; Last Jackson State, 2/26/19
Hits	4	Twice: Last Alcorn State, 3/20/18	Strikeouts	3	Four Times; Last at Auburn, 4/14/18
RBIs	4	South Carolina, 5/17/19	Stolen Bases	1	Seven Times; Last Central Michigan, 6/1/19
Doubles	2	Alcorn State, 3/20/18			
Triples	1	Twice: Last Little Rock, 3/19/19			
Home Runs	2	Twice: Last South Carolina, 5/17/19			

Hatcher's Career Statistics

	Avg	GP-GS	AB	R	H	2B	3B	HR	RBI	TB	SLG%	BB	HBP	SO	GDP	OB%	SF	SH	SB-ATT	PO	A	E	FLD%
2018	.259	48-44	174	25	45	4	0	3	16	58	.333	20	4	47	5	.345	2	4	4-5	209	13	0	1.000
2019	.323	41-26	96	14	31	5	2	3	20	49	.510	9	1	21	1	.387	0	0	3-4	13	1	1	.933
Career	.281	89-70	270	39	76	9	2	6	36	107	.396	29	5	68	6	.359	2	4	7-9	222	14	1	.996



2019 Biography

Career Notes & Records

Game: 2019: Equaled the school record for at-bats with eight against LSU (5/22) at the SEC Tournament. **2018:** Tied the NCAA College World Series and set a Mississippi State single-game CWS standard with seven RBIs against North Carolina (6/19)...That total equaled the marks of *Carl Thomas* (Arizona, 1954), *Stan Holmes* (Arizona State, 1981), *Mark Kotsay* (Cal State Fullerton, 1994), *Wes Rachels* (USC, 1998) and *Kris Bennett* (Tennessee, 2011)...Hit the 48th grand slam at the College World Series and only grand slam in Omaha during the 2018 series.

2019 Season

Awards: Earned SEC Player of the Week on March 25 after hitting .556 with 11 RBIs on the week, including a .583 average in three games versus then-No. 16 Auburn to help MSU to the series win.

Season: Started 61 games at shortstop...Has reached base in 55 of 58 games...Owns four double-digit reached base streaks...Reached base in 14-straight games to start the season...Had a double and a home run in three-straight games from March 23-26.

Youngstown State (2/15-16): Collected five hits, seven runs, three RBIs and three walks in the series...Tallied four hits – including a double – with two RBIs in the season opener...Scored three runs on opening day...Walked twice and scored a pair of runs in the middle game of the series...Tripled, drove in a run and scored twice in the series finale. **UAB (2/20):** Reached base via walk. **Southern Miss (2/22-24):** Tallied four hits in the series...Posted an RBI single and stole a base in the middle game of the series...Chipped in two hits – including a double – and scored three runs in series finale. **Jackson State (2/26):** Went 2-for-6 with a double and three RBIs. **Southeastern Louisiana (2/27):** Grabbed two hits, walked and scored twice. **Frisco Classic (3/1-2):** vs. *Sam Houston State (3/1):* Went 1-for-4. vs. *Texas Tech (3/2):* Double for his lone hit in five at-bats. **ECU (3/5):** Went 3-for-3 with a double...Walked and scored a run. **Arkansas-Pine Bluff (3/6):** Scored one run after a hit-by-pitch. **Maine (3/8-10):** Started the first two games of the series...Hit a three-run home run and chipped in an RBI single in series opener...Totalled four RBIs. **Grambling (3/13):** Collected two hits in five at-bats...Posted an RBI triple. **at Florida (3/15-16):** Tallied a hit in each games...Doubled and drove in a RBI in each of last two games of series. **Little Rock (3/19):** Went 3-for-5 with a pair of RBIs...Also walked and scored twice. **at Samford (3/20):** Earned an RBI on a fielder's choice. **Auburn (3/22-24):** Hit .583 (7-for-12) , walked twice and was hit-by-pitch once in three starts at shortstop...Drove in eight RBIs and scored six runs in the series...Five of seven hits went for extra bases...Was 2-for-3 with a walk and hit-by-pitch in the series opener...Went 3-for-4 with five RBIs and one run scored in the middle game of the series...Doubled to drive in the first run of the game...Drove in two runs with a fifth inning single...Hit a solo home run in the eighth inning...Reached base and scored in his final four at bats in the series finale...Went 2-for-5 in the finale with one hit-by-pitch...Hit a two-out, two-strike, two-run home run in the fifth inning...Was hit-by-pitch and scored in the seventh inning...Doubled in the go-ahead run in the eighth inning of the finale. **Mississippi Valley State (3/26):** Drove in four RBIs and scored three times in a 3-for-5 day at the plate...Also walked and stole one base...Hit a three-run home run in the third inning...Drove in one run with a single in the eighth. **LSU (3/28-30):** Started all three games at shortstop and posted multiple hits in each game...Hit .429 (6-for-14) on the weekend with three extra base hits...Doubled twice and plated one RBI in the series opener...Reached base three times in the middle game of the series...Walked and scored in the fourth inning...Hit a two-run home run in the fifth inning...Singled in the ninth...Singled twice in the series finale. **ULM (4/3):** Was 1-for-2 with a walk...Scored two runs...Plated two RBIs in the fourth inning, one on a singled in his first at bat in the frame and another on a sacrifice fly. **at Tennessee (4/5-7):** Started all three games at shortstop...Walked in the series opener...Singled twice and scored a run in the series finale. **South Alabama (4/10):** Started at shortstop and reached base three times...Doubled to drive in an RBI and scored a run in the third inning...Walked in the fifth and seventh innings, scoring a run in the seventh. **Alabama (4/12/14):** Started all three games at shortstop...Went 4-for-12 on the weekend with six RBIs and four runs scored...Hit a three-run home run in the second inning of the series opener...Reached base three times with a pair of singles and a walk in the middle game of the series...Singled and scored in the fourth...Singled to drive in one RBI in the fifth inning...Walked in the eighth...Was on base three times in the series finale, twice via base on balls and once with a double...Walked and scored in the first inning...Doubled to plate one RBI and came around to score in the seventh...Walked in the eighth. **Texas Southern (4/16):** Was 1-for-4 with a single...Also reached on an error. **at Arkansas (4/18-20):** Started all three games at shortstop...Reached base safely in all three contests...Walked in the series opener...Singled, walked and scored a run in the middle game of the series...Singled in the series finale. **vs. Ole Miss (4/23):** Was on base three times, reaching via walk, error and fielder's choice...Reached on an error and scored in the sixth inning...Got aboard via an RBI fielder's choice in the seventh and came around to score. **Georgia (4/26-28):** Reached base at least twice and scored once in each game of the series...Started all three games at shortstop...Walked, singled and doubled in the series opener...Drove in three RBIs on a fifth-inning double and came around to score in the opener...Had two hits in the middle game of the series...Doubled and scored a run in the seventh inning...Singled and walked in the series finale...Posted a base hit and came around to score in the fifth inning. **at Texas A&M (5/3-4):** Started all three games at shortstop...Reached base via hit-by-pitch and error in the series opener...Scored one run in the first game of the series...Walked in the series finale.

Westburg's Single-Game Career Highs

At-Bats	8	vs. LSU, 5/22/19	Total Bases	7	Four Times; Last Mississippi Valley State, 3/26/19
Runs	4	Auburn, 3/24/19	Walks	2	Five Times; Last Southern, 5/31/19
Hits	4	Twice; Last Youngstown State, 2/15/19	Strikeouts	4	vs. LSU, 5/22/19
RBIs	7	vs. North Carolina, 6/19/18	Stolen Bases	2	Southern, 5/31/19
Doubles	3	at Kentucky, 5/13/18			
Triples	1	Twice; Last Grambling, 3/13/19			
Home Runs	1	Eight Times; Last Alabama, 4/12/19			

Westburg's Career Statistics


	Avg	GP-GS	AB	R	H	2B	3B	HR	RBI	TB	SLG%	BB	HBP	SO	GDP	OB%	SF	SH	SB-ATT	PO	A	E	FLD%
2018	.248	42-31	121	18	30	11	0	2	30	47	.388	10	4	35	2	.319	3	1	0-0	11	38	4	.925
2019	.296	61-61	243	64	72	19	2	6	59	113	.465	38	11	63	3	.409	4	0	6-6	69	140	12	.946
Career	.280	103-92	364	82	102	30	2	8	89	160	.440	48	15	98	5	.380	7	1	6-6	80	178	16	.942

2019 Game-by-Game

Opponent (Date)	AB	R	H	RBI	BB
YOUNGSTOWN STATE (F15) *	5	3	4	2	0
YOUNGSTOWN STATE (F16) *	3	2	0	0	2
YOUNGSTOWN STATE (F16) *	1	2	1	1	1
UAB (F20) *	3	0	0	0	1
SOUTHERN MISS (F22) *	4	0	1	0	0
SOUTHERN MISS (F23) *	4	0	1	1	1
SOUTHERN MISS (F24) *	5	3	2	0	0
JACKSON STATE (F26) *	6	2	2	3	0
SOUTHEASTERN LOUISIANA (F27) *	3	3	2	0	1
vs. Sam Houston State (Mr1) *	4	0	1	0	0
vs. Texas Tech (Mr2) *	5	0	1	0	0
EAST CAROLINA (Mr5) *	3	1	3	0	1
ARKANSAS-PINE BLUFF (Mr6) *	4	1	0	0	0
MAINE (Mr8) *	4	1	2	4	1
MAINE (Mr8) *	2	0	0	0	0
MAINE (Mr10)	-DNP-				
GRAMBLING (Mr13) *	5	2	2	1	1
at Florida (Mr15) *	5	1	1	--	--
at Florida (Mr16) *	5	1	1	1	--
at Florida (Mr16) *	4	--	1	1	--
LITTLE ROCK (Mr19) *	5	2	3	2	1
at Samford (Mr20) *	4	--	--	1	1
AUBURN (Mr22) *	3	1	2	--	1
AUBURN (Mr23) *	4	1	3	5	1
AUBURN (Mr24) *	5	4	2	3	--
MISSISSIPPI VALLEY STATE (Mr26) *	5	3	3	4	1
LSU (Mr28) *	5	--	2	1	--
LSU (Mr29) *	4	2	2	3	1
LSU (Mr30) *	5	--	2	--	--
ULM (A3) *	2	2	1	2	1
at Tennessee (A5) *	4	--	--	--	1
at Tennessee (A6) *	4	--	--	--	--
at Tennessee (A7) *	5	1	2	--	--
SOUTH ALABAMA (A10) *	2	2	1	1	2
ALABAMA (A12) *	5	1	1	3	--
ALABAMA (A13) *	4	1	2	1	1
ALABAMA (A14) *	3	2	1	2	2
TEXAS SOUTHERN (A16) *	4	--	1	--	--
at Arkansas (A18) *	3	--	--	--	1
at Arkansas (A19) *	3	1	1	--	1
at Arkansas (A20) *	4	--	1	--	--
vs. Ole Miss (A23) *	4	2	--	1	1
GEORGIA (A26) *	5	1	2	3	1
GEORGIA (A27) *	4	1	2	1	--
GEORGIA (A28) *	3	1	1	--	1
at Texas A&M (My3) *	4	1	--	--	--
at Texas A&M-1 (My4) *	3	--	--	--	--
at Texas A&M-2 (My4) *	3	--	--	--	1
MEMPHIS (My8) *	4	1	--	--	1
at Ole Miss (My10) *	3	1	2	--	1
at Ole Miss (My11) *	3	1	--	1	2
at Ole Miss (My12) *	5	1	--	2	1
LOUISIANA TECH (My14) *	5	--	2	--	--
SOUTH CAROLINA (My16) *	5	2	1	2	1
SOUTH CAROLINA (My17) *	4	2	1	1	1
SOUTH CAROLINA (My18) *	5	1	1	1	--
vs. LSU (My22) *	8	1	1	1	--
vs. Vanderbilt (My23) *	3	--	--	--	--
vs. LSU (My24) *	2	--	--	--	1
SOUTHERN (My31) *	3	1	1	2	2
CENTRAL MICHIGAN (Jun1) *	5	1	1	--	--
MIAMI (Jun2) *	4	1	2	2	--

* - Denotes Game Started

Memphis (5/8): Walked and scored a run in the first inning. **at Ole Miss (5/10-12):** Reached base in all three games...Started each game of the series at shortstop...Was 2-for-3 with a walk and a runs scored in the series opener...Walked twice, scored a run and plated one RBI in the middle game of the series...Drew a bases loaded walk in the third inning to open the scoring for MSU...Walked, scored a run and drove in two RBIs in the series finale...Plated the first MSU run of the game with a second-inning ground out...Drew a bases loaded walk to drive in an RBI in the nine-run fourth inning. **Louisiana Tech (5/14):** Went 2-for-5 with a double. **South Carolina (5/16-18):** Collected one hit in each game, with at least one RBI and one runs scored in each of his three starts at third base...Was on base three times in the series opener, reaching via walk, single and hit-by-pitch... Drew a bases loaded walk in the third inning...Singled to drive in an RBI in the fourth...Scored two runs in the opener...Reached base twice and scored two runs in the middle game of the series...Singled to drive in an RBI in the seventh and came around to score...Walked and scored in the eighth...Was on base twice in the series finale...Reached on a fielder's choice in the seventh and scored...Singled to drive in an RBI in the eighth. **SEC Tournament (5/22-24):** Started all three games at shortstop...Reached base in all three games. *vs. LSU (5/22):* Went 1-for-8 with one RBI and one run scored...Was hit by a pitcher and scored a run in the first inning...Singled to drive in an RBI in the second inning. *vs. Vanderbilt (5/23):* Was hit by a pitch in four plate appearances. *vs. LSU (5/24):* Walked in three plate appearances. **NCAA Starkville Regional (5/31-6/2):** Started all three games at shortstop...Collected at least one hit in each game. *Southern (5/31):* Was on base three times, scored one run, drove in one RBI and stole two bases...Walked, stole two bases and scored a run in the third inning...Drove in the eventual game-winning runs in the seventh inning with a two-RBI single. *Central Michigan (6/1):* Singled and scored in the first inning. *Miami (Fla.) (6/2):* Had a pair of hits, including one double...Doubled and scored in the fourth inning...Singled to plate two RBIs in the eighth inning.



12 | Hayden Jones

C | L/R | 6-0 | 185 | Fr.

Huntertown, Ind.

Major: Undeclared





2019 Biography

Season: Appeared in 27 games with 14 starts...Owns five starts at catcher and nine at designated hitter...Made his MSU debut as a pinch-hitter against Youngstown State (2/15) in the season opener...Hit 400-foot solo home run versus Youngstown State (2/16) for his first collegiate hit

Youngstown State (2/15-16): Appeared in all three games...Made his Diamond Dawg debut as pinch-hitter...Came in as a defensive replacement at catcher in the middle game...Made his first start at catcher in the series finale...Hit a 400-foot home run for his first collegiate hit. **Southern Miss (2/22-24):** Started two games...Grabbed a hit in each game...Went 1-for-2 in the first game...Doubled in the series finale. **Jackson State (2/26):** Started at designated hitter and was hit-by-pitch. **Southeastern Louisiana (2/27):** Singled and walked after pinch-hitting in the seventh. **Frisco Classic (3/1-2):** Started both games as the designated hitter...Collected two hits in five total at-bats. *vs. Sam Houston State (3/1):* Went 1-for-3 with a double and a run scored. *vs. Texas Tech (3/2):* Singled in two at-bats. **Arkansas-Pine Bluff (3/6):** Pinch hit and drove in pair of runs with a double. **Maine (3/8-10):** Started all three games at designated hitter...Went 2-for-4 with a double in the opener. **Grambling (3/13):** Went 0-for-2 in start at catcher. **at Florida (3/15-16):** Appeared in finale as a pinch hitter. **Little Rock (3/19):** Started at catcher...Hit a two-RBI single. **Mississippi Valley State (3/26):** Made the start at catcher. **at Tennessee (4/5-7):** Appeared in one game...Pinch hit in the middle game of the series. **Alabama (4/12/14):** Started at designated hitter in the series finale. **at Arkansas (4/18-20):** Appeared in the final two games of the series as a pinch hitter...Singled and scored a run in the ninth inning of the series finale. **vs. Ole Miss (4/23):** Entered as a pinch hitter in the ninth inning and walked. **Georgia (4/26-28):** Made a pinch-hit appearance in the series opener. **South Carolina (5/16-18):** Entered the series opener at catcher and made one plate appearance. **SEC Tournament (5/22-24):** *vs. LSU (5/22):* Appeared as a pinch hitter in the ninth inning.

2019 Game-by-Game

Opponent (Date)	AB	R	H	RBI	BB
YOUNGSTOWN STATE (F15)	1	--	--	--	--
YOUNGSTOWN STATE (F16)	1	--	--	--	--
YOUNGSTOWN STATE (F16) *	3	1	1	1	--
UAB (F20)			-DNP-		
SOUTHERN MISS (F22) *	2	--	1	--	--
SOUTHERN MISS (F23)			-DNP-		
SOUTHERN MISS (F24) *	4	--	1	--	--
JACKSON STATE (F26) *	2	--	--	--	--
SOUTHEASTERN LOUISIANA (F27)	1	--	1	--	1
vs. Sam Houston State (Mr1) *	3	1	1	--	--
vs. Texas Tech (Mr2) *	2	--	1	--	--
EAST CAROLINA (Mr5) *	3	--	--	--	--
ARKANSAS-PINE BLUFF (Mr6)	1	--	1	2	--
MAINE (Mr8) *	4	2	2	--	--
MAINE (Mr8) *	2	--	--	--	--
MAINE (Mr10) *	1	--	--	--	--
GRAMBLING (Mr13)	2	--	--	--	--
at Florida (Mr15)			-DNP-		
at Florida (Mr16)			-DNP-		
at Florida (Mr16)	1	--	--	--	--
LITTLE ROCK (Mr19)	3	--	1	2	--
at Samford (Mr20)			-DNP-		
AUBURN (Mr22)			-DNP-		
AUBURN (Mr23)			-DNP-		
AUBURN (Mr24)			-DNP-		
MISSISSIPPI VALLEY STATE (Mr26) *	3	--	--	--	--
LSU (Mr28)			-DNP-		
LSU (Mr29)			-DNP-		
LSU (Mr30)			-DNP-		
ULM (A3)	2	--	--	--	--
at Tennessee (A5)			-DNP-		
at Tennessee (A6)	1	--	--	--	--
at Tennessee (A7)			-DNP-		
SOUTH ALABAMA (A10)			-DNP-		
ALABAMA (A12)			-DNP-		
ALABAMA (A13)			-DNP-		
ALABAMA (A14) *	2	--	--	--	--
TEXAS SOUTHERN (A16)			-DNP-		
at Arkansas (A18)			-DNP-		
at Arkansas (A19)	1	--	--	--	--
at Arkansas (A20)	1	1	1	--	--
vs. Ole Miss (A23)	--	--	--	--	1
GEORGIA (A26)	1	--	--	--	--
GEORGIA (A27)			-DNP-		
GEORGIA (A28)			-DNP-		
at Texas A&M (My3)			-DNP-		
at Texas A&M-1 (My4)			-DNP-		
at Texas A&M-2 (My4)			-DNP-		
MEMPHIS (My8)			-DNP-		
at Ole Miss (My10)			-DNP-		
at Ole Miss (My11)			-DNP-		
at Ole Miss (My12)			-DNP-		
LOUISIANA TECH (My14)			-DNP-		
SOUTH CAROLINA (My16)	1	--	--	--	--
SOUTH CAROLINA (My17)			-DNP-		
SOUTH CAROLINA (My18)			-DNP-		
vs. LSU (My22)	1	--	--	--	--
vs. Vanderbilt (My23)			-DNP-		
vs. LSU (My24)			-DNP-		
SOUTHERN (My31)			-DNP-		
CENTRAL MICHIGAN (Jun1)			-DNP-		
MIAMI (Jun2)			-DNP-		

* - Denotes Game Started

Jones' Single-Game Career Highs

At-Bats	4	Twice; Last Maine, 3/8/19	Total Bases	4	Youngstown State, 2/16/19
Runs	2	Last Maine, 3/8/19	Walks	1	Twice; Last vs. Ole Miss, 4/23/19
Hits	2	Last Maine, 3/8/19	Strikeouts	1	Eight Times; Last vs. LSU, 5/22/19
RBIs	2	Twice; Last Little Rock, 3/19/19	Stolen Bases	1	Maine, 3/8/19
Doubles	1	Four Times; Last Maine, 3/8/19			
Triples	---				
Home Runs	1	Youngstown State, 2/16/19			

Jones' Career Statistics

	Avg	GP-GS	AB	R	H	2B	3B	HR	RBI	TB	SLG%	BB	HBP	SO	GDP	OB%	SF	SH	SB-ATT	PO	A	E	FLD%
2019	.224	27-14	49	5	11	4	0	1	5	18	.367	2	1	8	0	.269	0	0	1-2	64	3	2	.971
Career	.224	27-14	49	5	11	4	0	1	5	18	.367	2	1	8	0	.269	0	0	1-2	64	3	2	.971



* - Denotes Game Started | (W)in, (L)oss, H(old), (S)ave, (B)low Save

Youngstown State (2/15-16): Pitched one inning of scoreless relief in series finale. **UAB (2/20):** Earned the win with one scoreless inning of work. **Southern Miss (2/22-24):** Pitched in two games in the series...Tossed 1/3 of an inning in first game and allowed one hit...Allowed one run on three hits in the series finale... Did not record an out. **Arkansas-Pine Bluff (3/6):** Threw two scoreless innings. **Grambling (3/13):** Threw one scoreless inning...Allowed one hit and struck out one. **at Florida (3/15-16):** Pitched a scoreless inning in game three...Tallied a pair of strikeouts. **Little Rock (3/19):** Delivered a shutout frame. **Auburn (3/22-24):** Threw two scoreless innings in the series finale...Allowed two hits. **LSU (3/28-30):** Appeared in relief in the middle game of the series...Allowed two runs on three hits in one inning of work...Struck out two. **ULM (4/3):** Threw one inning and allowed just one walk...Struck out one. **South Alabama (4/10):** Notched a hold with two innings of relief...Allowed two runs on four hits...Struck out two and didn't walk a batter. **Alabama (4/12/14):** Threw 1 1/3 innings scoreless in the series finale...Allowed one hit and struck out two. **at Arkansas (4/18-20):** Appeared in the series opener...Threw two innings and allowed two runs on four hits...Walked one and struck out one. **Memphis (5/8):** Tossed two scoreless innings...Allowed one hit, walked one and struck out one. **at Ole Miss (5/10-12):** Threw 1 1/3 innings of relief in the middle game of the series to earn the win...Allowed two runs on two hits...Walked one and struck out two. **South Carolina (5/16-18):** Appeared in the series opener and series finale...Totalled 1 1/3 innings...Threw one inning and allowed one run on three hits in the series opener...Allowed two hits in one-third of an inning during the series finale. **SEC Tournament (5/22-24):** Appeared in the first and third games of the event. vs. **LSU (5/22):** Allowed one hit in 1 2/3 scoreless innings. vs. **LSU (5/24):** Allowed four runs - three earned - on five hits in one-third of an inning. **NCAA Starkville Regional (5/31-6/2):** Appeared in one game in relief. **Central Michigan (6/1):** Didn't allow a run in one inning of work...Walked two allowed one hit.

2019 Game-by-Game

Opponent (Date)	Dec.	IP	H	R (ER)	BB	K
YOUNGSTOWN STATE (F15)			-DNP-			
YOUNGSTOWN STATE (F16)			-DNP-			
YOUNGSTOWN STATE (F16)	--	1.0	--	-- (--)	--	--
UAB (F20)	W	1.0	--	-- (--)	1	--
SOUTHERN MISS (F22)	--	0.1	1	-- (--)	--	--
SOUTHERN MISS (F23)			-DNP-			
SOUTHERN MISS (F24)	--	0.0	3	1 (1)	--	--
JACKSON STATE (F26)			-DNP-			
SOUTHEASTERN LOUISIANA (F27)			-DNP-			
vs. Sam Houston State (Mr1)			-DNP-			
vs. Texas Tech (Mr2)			-DNP-			
EAST CAROLINA (Mr5)			-DNP-			
ARKANSAS-PINE BLUFF (Mr6)	H	2.0	1	-- (--)	--	1
MAINE (Mr8)			-DNP-			
MAINE (Mr8)			-DNP-			
MAINE (Mr10)			-DNP-			
GRAMBLING (Mr13)	--	1.0	1	-- (--)	--	1
at Florida (Mr15)			-DNP-			
at Florida (Mr16)			-DNP-			
at Florida (Mr16)	--	1.0	--	-- (--)	--	2
LITTLE ROCK (Mr19)	--	1.0	--	-- (--)	--	2
at Samford (Mr20)			-DNP-			
AUBURN (Mr22)			-DNP-			
AUBURN (Mr23)			-DNP-			
AUBURN (Mr24)	--	2.0	2	-- (--)	--	--
MISSISSIPPI VALLEY STATE (Mr26)			-DNP-			
LSU (Mr28)			-DNP-			
LSU (Mr29)	--	1.0	3	2 (2)	--	2
LSU (Mr30)			-DNP-			
ULM (A3)	--	1.0	--	-- (--)	1	1
at Tennessee (A5)			-DNP-			
at Tennessee (A6)			-DNP-			
at Tennessee (A7)			-DNP-			
SOUTH ALABAMA (A10)	H	2.0	4	2 (2)	--	2
ALABAMA (A12)			-DNP-			
ALABAMA (A13)			-DNP-			
ALABAMA (A14)	--	1.1	1	-- (--)	--	2
TEXAS SOUTHERN (A16)			-DNP-			
at Arkansas (A18)	--	2.0	4	2 (2)	1	1
at Arkansas (A19)			-DNP-			
at Arkansas (A20)			-DNP-			
vs. Ole Miss (A23)			-DNP-			
GEORGIA (A26)			-DNP-			
GEORGIA (A27)			-DNP-			
GEORGIA (A28)			-DNP-			
at Texas A&M (My3)			-DNP-			
at Texas A&M-1 (My4)			-DNP-			
at Texas A&M-2 (My4)			-DNP-			
MEMPHIS (My8)	--	2.0	1	-- (--)	1	1
at Ole Miss (My10)			-DNP-			
at Ole Miss (My11)	W	1.1	2	2 (2)	1	2
at Ole Miss (My12)			-DNP-			
LOUISIANA TECH (My14)			-DNP-			
SOUTH CAROLINA (My16)	--	1.0	3	1 (1)	--	--
SOUTH CAROLINA (My17)			-DNP-			
SOUTH CAROLINA (My18)	--	0.1	2	-- (--)	--	--
vs. LSU (My22)	--	1.2	1	-- (--)	--	--
vs. Vanderbilt (My23)			-DNP-			
vs. LSU (My24)	--	0.1	5	4 (3)	--	--
SOUTHERN (My31)			-DNP-			
CENTRAL MICHIGAN (Jun1)	ND	1.0	1	-- (--)	2	--
MIAMI (Jun2)			-DNP-			

* - Denotes Game Started | (W)in, (L)oss, H(old), (S)ave, (B)low n Save

Self's Single-Game Career Highs

Innings Pitched	5.0	Texas Tech, 2/19/17	Wild Pitches	1	Six Times; Last Alabama, 4/14/19
Fewest Hits	0	21 Times; Last ULM, 4/3/19	Hit-by-Pitch	1	Four Times; Last Alabama, 4/14/19
Fewest Runs	0	45 Times; Last Central Michigan, 6/1/19	Total Pitches	63	Texas Tech, 2/19/17
Fewest Earned Runs	0	48 Times; Last Central Michigan, 6/1/19			
Walks	4	at Georgia, 5/14/17			
Strikeouts	7	Texas Tech, 2/19/17			

Self's Career Statistics

	ERA	W-L	App	GS	CG	SHO/CBO	SV	IP	H	R	ER	BB	SO	2B	3B	HR	BF	BAA	WP	HBP	BK	SFA	SHA
2017	3.72	5-2	31	0	0	0/1	8	48.1	44	21	20	20	60	5	0	1	208	.246	2	2	0	3	4
2018	3.51	5-0	18	0	0	0/2	1	25.2	20	13	10	12	20	2	1	3	108	.220	1	1	0	2	2
2019	4.81	2-0	21	0	0	0/1	0	24.1	36	14	13	7	17	6	0	2	114	.343	3	1	0	1	0
Career	3.94	12-2	70	0	0	0/4	9	98.1	100	48	43	39	97	13	1	6	430	.267	6	4	0	6	6



2019 Game-by-Game

Opponent (Date)	AB	R	H	RBI	BB
YOUNGSTOWN STATE (F15) *	5	1	1	--	--
YOUNGSTOWN STATE (F16) *	4	3	3	2	--
YOUNGSTOWN STATE (F16) *	5	1	--	--	--
UAB (F20) *	4	--	1	2	--
SOUTHERN MISS (F22) *	4	--	2	--	--
SOUTHERN MISS (F23) *	4	2	2	1	1
SOUTHERN MISS (F24) *	3	1	--	--	2
JACKSON STATE (F26) *	5	3	2	1	1
SOUTHEASTERN LOUISIANA (F27) *	4	1	2	2	1
vs. Sam Houston State (Mr1) *	4	--	2	1	--
vs. Texas Tech (Mr2) *	3	--	1	1	--
EAST CAROLINA (Mr5) *	4	1	1	--	--
ARKANSAS-PINE BLUFF (Mr6) *	5	1	2	1	1
MAINE (Mr8) *	4	1	2	2	1
MAINE (Mr8) *	4	--	--	--	--
MAINE (Mr10) *	4	1	1	1	--
GRAMBLING (Mr13) *	5	4	4	2	1
at Florida (Mr15) *	5	1	2	1	--
at Florida (Mr16) *	5	2	3	2	--
at Florida (Mr16) *	4	--	--	--	--
LITTLE ROCK (Mr19) *	6	2	5	3	--
at Samford (Mr20) *	5	--	3	1	--
AUBURN (Mr22) *	5	--	1	--	--
AUBURN (Mr23) *	6	1	4	--	--
AUBURN (Mr24) *	5	2	2	1	1
MISSISSIPPI VALLEY STATE (Mr26) *	6	3	2	--	--
LSU (Mr28) *	5	1	1	--	--
LSU (Mr29) *	5	1	2	--	--
LSU (Mr30) *	5	--	2	--	--
ULM (A3) *	6	3	5	3	--
at Tennessee (A5) *	6	2	4	2	--
at Tennessee (A6) *	4	--	1	--	--
at Tennessee (A7) *	5	--	1	2	--
SOUTH ALABAMA (A10) *	3	2	1	--	1
ALABAMA (A12) *	5	2	1	--	--
ALABAMA (A13) *	4	1	1	--	1
ALABAMA (A14) *	6	3	2	--	--
TEXAS SOUTHERN (A16) *	4	1	1	--	--
at Arkansas (A18) *	3	--	1	--	--
at Arkansas (A19) *	5	--	1	1	--
at Arkansas (A20) *	4	--	--	--	--
vs. Ole Miss (A23) *	3	1	1	1	--
GEORGIA (A26) *	4	3	3	--	2
GEORGIA (A27) *	5	1	3	1	--
GEORGIA (A28) *	3	2	1	--	2
at Texas A&M (My3) *	5	1	2	--	--
at Texas A&M-1 (My4) *	2	--	1	--	1
at Texas A&M-2 (My4) *	3	1	2	1	1
MEMPHIS (My8) *	5	2	3	--	--
at Ole Miss (My10) *	4	--	1	--	--
at Ole Miss (My11) *	5	1	2	1	--
at Ole Miss (My12) *	5	1	2	1	1
LOUISIANA TECH (My14) *	5	--	--	--	--
SOUTH CAROLINA (My16) *	6	4	1	1	--
SOUTH CAROLINA (My17) *	5	--	--	--	--
SOUTH CAROLINA (My18) *	5	1	1	1	--
vs. LSU (My22) *	7	1	2	--	2
vs. Vanderbilt (My23) *	4	--	--	--	--
vs. LSU (My24) *	3	1	--	--	1
SOUTHERN (My31) *	4	2	--	--	1
CENTRAL MICHIGAN (Jun1) *	5	--	--	--	--
MIAMI (Jun2) *	4	2	3	--	--

* - Denotes Game Started

2019 Biography

Career Notes & Records

Draft: Selected by the New York Yankees in the 30th round of the 2017 MLB First Year Player Draft...Chosen in the 32nd round of the 2018 MLB First Year Player Draft by the New York Mets...Picked by the New York Mets in the 4th round of the 2019 MLB First Year Player Draft...Became the first Mississippi State baseball student-athlete chosen in the Major League Baseball Draft in three different draft cycles.

Career: Is the first MSU baseball student-athlete to register multiple 100-hit seasons...Owns a hit in 197 of 238 games started (82.8%), 205 of 253 games with at least one plate appearances (81.0%) and 205 of 257 games played (79.7%)...Has reached base in 214 of 238 games started (90.3%), 224 of 253 games with at least one plate appearances (88.5%) and 224 of 257 games played (87.2%)...Surpassed **Jeffrey Rea** (335; 2004-07) at Mississippi State's all-time hits leader with his third hit of the series opener at Tennessee (4/5)...Became the Southeastern Conference's all-time hits leader with his second hit in the middle game of a series versus Georgia (4/27), passing LSU's **Eddie Furniss** (352; 1995-98)...Became just the fifth SEC baseball student-athlete to register 1,000 career at bats in his first plate appearance of the series finale at Ole Miss (5/12).

Season: 2019: Ranks tied for No. 5 in single season hits (100)...Sits tied for No. 10 in single season history in stolen bases (21). **2018:** Recorded 288 at bats to rank No. 2 all-time in Bulldog single-season history...His 101 hits are one of just five 100-hit seasons in Mississippi State history, ranking No. 4 in the single-season record books...Sits tied for No. 8 in single-season history with 22 doubles...His 68 games played ranks tied for No. 10 in Mississippi State history. **2017:** Totaled 278 at bats, which ranks tied for No. 7 in a single season at Mississippi State. **2016:** Hit .408 for the season (84-for-206) to rank No. 7 on the single-season batting charts at MSU.

2019 Season

Awards: Tabbed third-team All-America by Collegiate Baseball Newspaper...Named first-team All-SEC for the third time in his career...Is the first MSU baseball student-athlete to earn three, first-team All-SEC honors...Named to the SEC All-Defensive Team...Won the Ferriss Trophy as the top baseball student-athlete in Mississippi, as awarded by the Mississippi Sports Hall of Fame...Is the first two-time winner of the award, also claiming it during his freshman season in 2016...Earned his first-career SEC Player of the Week award on April 29 after helping State to a 4-0 week against ranked opponents and breaking the Southeastern Conference's all-time hits record against Georgia.

Season: Started all 62 games in center field...Posted his 300th career hit with his third hit as part of a four-hit night against Grambling (3/13)...Collected five hits against Little Rock (3/19) and ULM (4/3).

Youngstown State (2/15-16): Collected four hits and scored five times in the series...Doubled and scored one run in the season opener...Went 3-for-4 with two doubles, two RBIs and one stolen base in the middle game. **UAB (2/20):** Stole a base and drove in the game-winning run with a two-run single. **Southern Miss (2/22-24):** Tallied four hits and scored three times for the weekend...Went 2-for-4 with a stolen base in the series opener...Had two hits and walked in the middle game of the series...Scored twice and drove in a run in second game...Walked twice and scored one run in the series finale. **Jackson State (2/26):** Doubled twice, scored three runs and collected one RBI...Also walked and stole one base. **Frisco Classic (3/1-2):** Picked up three hits between the two games...Drove in a run in each game...vs. *Sam Houston State* (3/1): Went 2-for-4...Plated one RBI with a single. vs. *Texas Tech* (3/2): Singled and hit a sacrifice fly. **ECU (3/5):** Went 1-for-4 with a run scored. **Arkansas-Pine Bluff (3/6):** Posted two hits, including an RBI single...Scored one run. **Maine (3/8-10):** Collected two hits and two RBIs in the series opener...Reached on an error and stole a base in the middle game of the series...Went 1-for-4 with one RBI and one run scored...Also stole two bases in the series finale. **Grambling (3/13):** Collected four hits and two RBIs...Also stole a base and scored four times...Added one walk...His third hit of night was the 300th of his career. **at Florida (3/15-16):** Tallied five hits, three of them doubles, between first two games...Doubled twice the middle game of the series as part of a three-hit game...Also led off the game with a home run. **Little Rock (3/19):** Collected five hits...Doubled and tripled...Drove in three RBIs and stole a base. **at Samford (3/20):** Went 3-for-5, stole a base and plated one RBI. **Auburn (3/22-24):** Hit .438 (7-for-16) in three starts in center field...Reached once - via single - in the series opener...Was 4-for-6 with one run scored in the middle game of the series...Chipped in two hits and walked once in the series finale...Scored two runs and drove in one RBI. **Mississippi Valley State (3/26):** Posted two hits and scored three runs. **LSU (3/28-30):** Started all three games in center field...Posted a hit in each game, batting .333 (5-for-15) on the weekend...Doubled and scored a run in the third inning of the series opener...Had two hits in the middle game of the series, with both hits going for extra bases...Tripled in the fourth inning and scored...Doubled in the seventh inning...Posted two hits, including a ninth-inning double. **ULM (4/3):** Went 5-for-6 with three runs scored and three RBIs...Singled and scored a run in the first inning...Singled twice in the fourth inning, scoring a run on his first hit and driving in two RBIs on his second base hit of the frame...Tripled in an RBI and scored a run in the sixth...Also collected a hit in the seventh. **at Tennessee (4/5-7):** Started all three games in center field...Went 4-for-6 in the series opener...Doubled to lead off the game and scored...Singled in the eighth...His 10th-inning single set the Mississippi State career record for hits (336), moving him past Jeffery Rea (335; 2004-07)...Singled to score a pair of runs in the 11th inning of the series opener...Singled

Mangum's Single-Game Career Highs

At-Bats	7	Three Times; Last vs. LSU, 5/22/19	Total Bases	8	Twice; Last Little Rock, 3/19/19
Runs	4	Four Times; Last South Carolina, 5/16/19	Walks	2	11 Times; Last vs. LSU, 5/22/19
Hits	5	Four Times; Last ULM, 4/3/19	Strikeouts	2	14 Times; Last vs. Vanderbilt, 5/22/19
RBIs	5	Tennessee, 3/25/17	Stolen Bases	2	Eight Times; Last at Samford, 3/20/19
Doubles	2	Seven Times; Last at Florida, 3/16/19			
Triples	1	10 Times; Last ULM, 4/3/19			
Home Runs	1	Five Times; Last at Florida, 3/16/19			

Mangum's Career Statistics

	Avg	GP-GS	AB	R	H	2B	3B	HR	RBI	TB	SLG%	BB	HBP	SO	GDP	OB%	SF	SH	SB-ATT	PO	A	E	FLD%
2016	.408	62-43	206	40	84	12	3	1	28	105	.510	14	5	20	3	.458	0	1	6-7	90	2	5	.948
2017	.324	65-65	278	51	90	15	1	0	26	107	.385	9	17	35	4	.380	1	1	14-21	145	8	2	.987
2018	.351	68-68	288	63	101	22	3	3	33	138	.479	30	13	29	2	.434	1	0	14-17	169	5	3	.983
2019	.357	62-62	280	71	100	22	3	1	39	131	.468	22	7	22	2	.415	2	0	21-27	147	3	4	.974
Career	.356	257-238	1052	225	375	71	10	5	126	481	.457	75	42	106	11	.419	4	2	55-72	551	18	14	.976

in the middle game of the series...His lone hit in the series finale was a two-RBI double in the sixth inning, which plated the eventual game-winning runs. **South Alabama (4/10):** Reached base twice and scored two runs in a start...Walked and scored a run in the third inning...Doubled and scored in the seventh inning. **Alabama (4/12/14):** Started all three games in center field...Singled and scored two runs in the series opener...Singled, walked and scored a run in the middle game of the series...Had a pair of hits and scored three times...Singled and scored in both the first and fifth innings...Reached on a fielder's choice, stole a base and scored in the second inning. **Texas Southern (4/16):** Led off the game with a single and came around to score. **at Arkansas (4/18-20):** Started all three games in center field...Reached base twice in the series opener, once via hit-by-pitch and once via single...Singled and drove in one RBI in the middle game in the series. **vs. Ole Miss (4/23):** Reached base twice, scored a run and drove in one RBI...Went 1-for-3 with a hit-by-pitch...Singled and scored a run in the seventh inning...Drove in the eighth run of the game with a sacrifice fly in the eighth inning. **Georgia (4/26-28):** Hit .583 (7-for-12) in the series and reached base at a .688 clip...Was on base 11 times in the series (7 hits, 4 walks)...Went 3-for-4 with a pair of intentional walks in the series opener...Was on base in all seven plate appearances, including a fourth inning fielder's choice...Scored three runs in the opener...Singled in his first two plate appearances, with the second base hit making him the Southeastern Conference's career hits leader with his 353rd hit...Scored a run in the first inning...Drove in an RBI with a seventh-inning single...Walked twice, stole a base and singled...Walked and scored a run in the fifth inning...Singled and scored in the seventh. **at Texas A&M (5/3-4):** Started all three games in center field and hit .500 (5-for-10) on the weekend...Posted a pair of hits in the series opener and scored a run...Walked and singled in the middle game of the series...Reached base three times in the series finale...Singled and score a run in the first inning...Drove in an RBI with a single in the second inning...Was intentionally walked in the fourth. **Memphis (5/8):** Went 3-for-5 with two runs scored...Closed the game with three-straight hits...Doubled in the fourth inning...Singled and scored a run in the sixth and eighth innings. **at Ole Miss (5/10-12):** Started all three games in center field and posted a hit in each game....Doubled for his lone hit of the series opener...Drove in an RBI and came around to score on a seventh-inning single...Posted two hits, walk, scored a run and drove in one RBI...Was intentionally walked to load the bases with two outs and came around to score in the nine-run fourth inning...Doubled to drive in the final run of the game with two outs in the ninth inning. **South Carolina (5/16-18):** Started all three games in center field...Was 1-for-6 with a hit-by-pitch in the series opener and scored four runs...Drove in an RBI with a fielder's choice in the fifth inning...Went 1-for-5 in the series finale with one runs scored and one RBI...Posted an RBI single in the seventh inning of the series finale. **SEC Tournament (5/22-24):** Started all three games in center field. **vs. LSU (5/22):** Was 2-for-7 with two walks and one run scored...Led off the bottom of the first with a single and came around to score...Walked in the second...Doubled in the 12th inning, narrowly missing driving in the game-winning run from first as the ball bounced over the fence for a ground-rule double. **vs. LSU (5/24):** Walked and scored a run in the third inning. **NCAA Starkville Regional (5/31-6/2):** Started all three games in center field. **Southern (5/31):** Reached base twice...Was hit by a pitch and scored in the first inning...Walked and scored in the seventh inning. **Miami (Fla.) (6/2):** Went 3-for-4 with two runs scored...Singled and scored in the fourth inning...Doubled and scored in the eighth inning.

All The Hits...				
Versus SEC Opponents				
Team	G	AB	H	Avg.
Alabama	13	62	16	.258
Arkansas	12	48	16	.333
Auburn	12	56	18	.321
Florida	11	47	19	.404
Georgia	9	32	14	.437
Kentucky	6	24	7	.291
LSU	16	67	20	.298
Ole Miss	16	68	28	.412
Missouri	6	32	11	.343
South Carolina	6	28	5	.178
Tennessee	6	28	14	.500
Texas A&M	12	50	21	.420
Vanderbilt	10	41	14	.341
	135	583	203	.348





2019 Game-by-Game

Opponent (Date)	Dec.	IP	H	R (ER)	BB	K
YOUNGSTOWN STATE (F15)		-DNP-				
YOUNGSTOWN STATE (F16)	--	2.0	--	-- (--)	1	4
YOUNGSTOWN STATE (F16)		-DNP-				
UAB (F20)		-DNP-				
SOUTHERN MISS (F22)		-DNP-				
SOUTHERN MISS (F23)		-DNP-				
SOUTHERN MISS (F24)	--	1.2	2	1 (1)	--	2
JACKSON STATE (F26)		-DNP-				
SOUTHEASTERN LOUISIANA (F27)	--	1.0	--	-- (--)	--	2
vs. Sam Houston State (Mr1)		-DNP-				
vs. Texas Tech (Mr2)		-DNP-				
EAST CAROLINA (Mr5)	H	1.0	1	-- (--)	--	--
ARKANSAS-PINE BLUFF (Mr6)		-DNP-				
MAINE (Mr8)		-DNP-				
MAINE (Mr8)		-DNP-				
MAINE (Mr10)	--	0.1	--	2 (2)	2	1
GRAMBLING (Mr13)		-DNP-				
at Florida (Mr15)		-DNP-				
at Florida (Mr16)		-DNP-				
at Florida (Mr16)		-DNP-				
LITTLE ROCK (Mr19)	W	1.1	--	-- (--)	1	3
at Samford (Mr20)		-DNP-				
AUBURN (Mr22)		-DNP-				
AUBURN (Mr23)		-DNP-				
AUBURN (Mr24)		-DNP-				
MISSISSIPPI VALLEY STATE (Mr26)	H	2.0	--	-- (--)	--	6
LSU (Mr28)		-DNP-				
LSU (Mr29)	--	1.0	--	1 (--)	--	--
LSU (Mr30)	--	1.1	1	2 (2)	2	2
ULM (A3)	--	0.2	3	2 (2)	--	--
at Tennessee (A5)		-DNP-				
at Tennessee (A6)	--	1.1	--	-- (--)	--	1
at Tennessee (A7)		-DNP-				
SOUTH ALABAMA (A10) *	--	2.2	2	1 (1)	2	4
ALABAMA (A12)		-DNP-				
ALABAMA (A13)		-DNP-				
ALABAMA (A14)		-DNP-				
TEXAS SOUTHERN (A16)	--	2.0	--	-- (--)	1	2
at Arkansas (A18)		-DNP-				
at Arkansas (A19)	--	1.1	1	-- (--)	3	4
at Arkansas (A20)		-DNP-				
vs. Ole Miss (A23)		-DNP-				
GEORGIA (A26)		-DNP-				
GEORGIA (A27)		-DNP-				
GEORGIA (A28)		-DNP-				
at Texas A&M (My3)		-DNP-				
at Texas A&M-1 (My4)		-DNP-				
at Texas A&M-2 (My4)		-DNP-				
MEMPHIS (My8)	--	1.0	--	-- (--)	--	1
at Ole Miss (My10)		-DNP-				
at Ole Miss (My11)	--	0.1	1	-- (--)	1	--
at Ole Miss (My12)		-DNP-				
LOUISIANA TECH (My14)	--	1.0	--	-- (--)	2	1
SOUTH CAROLINA (My16)		-DNP-				
SOUTH CAROLINA (My17)		-DNP-				
SOUTH CAROLINA (My18)		-DNP-				
vs. LSU (My22)	--	1.1	1	-- (--)	2	1
vs. Vanderbilt (My23)		-DNP-				
vs. LSU (My24)		-DNP-				
SOUTHERN (My31)		-DNP-				
CENTRAL MICHIGAN (Jun1)		-DNP-				
MIAMI (Jun2)		-DNP-				

* - Denotes Game Started | (W)in, (L)oss, H(old), (S)ave, (B)low'n Save

2019 Biography

Season: Appeared in 18 games, with one start...Didn't allow a hit in MSU debut against Youngstown State (2/16)...Made his first start at Mississippi State versus South Alabama (4/10).

Youngstown State (2/15-16): Made his collegiate debut in the middle game of the series...Threw two no-hit innings of relief in game two of the series...Struck out four batters while only issuing one walk. **Southern Miss (2/22-24):** Appeared in the series finale and gave up one run. **Southeastern Louisiana (2/27):** Struck out two batters in a perfect inning of work. **ECU (3/5):** Tossed a scoreless inning. **Maine (3/8-10):** Allowed two runs in one-third of an inning in game three. **Little Rock (3/19):** Struck out three over an inning of no-hit relief work. **Mississippi Valley State (3/26):** Struck out all six batters in two innings of scoreless work to collect a hold. **LSU (3/28-30):** Appeared in the final two games of the series...Threw one inning in the middle game of the series...Allowed one unearned run...Allowed two runs in 1 1/3 innings of work in the series finale...Walked two and struck out two. **ULM (4/3):** Allowed two runs on three hits in two-thirds of an inning of work. **at Tennessee (4/5-7):** Threw 1 1/3 innings of scoreless, hitless relief in the middle game of the series...Struck out one. **South Alabama (4/10):** Allowed one run on two hits in his first start on the mound at Mississippi State...Issued two walks and struck out four in a no decision. **Texas Southern (4/16):** Tossed two scoreless innings of relief work...Didn't allow a hit, walked one and struck out two. **at Arkansas (4/18-20):** Threw 1 1/3 scoreless innings in the middle game of the series...Allowed one hit, walked three and struck out four. **Memphis (5/8):** Threw a clean sixth inning...Struck out one. **at Ole Miss (5/10-12):** Appeared in the middle game of the series...Allowed one hit in one-third of an inning of work...Also walked one. **Louisiana Tech (5/14):** Threw a scoreless sixth inning...Walked two and struck out one. **SEC Tournament (5/22-24):** vs. LSU (5/22): Threw 1 1/3 scoreless innings and allowed one hit...Walked two and struck out one.

Eagan's Single-Game Career Highs

Innings Pitched	2.2	South Alabama, 4/10/19	Wild Pitches	1	South Alabama, 4/10/19
Fewest Hits	0	10 Times; Last Louisiana Tech, 5/14/19	Hit-by-Pitch	2	Little Rock, 3/19/19
Fewest Runs	0	12 Times; Last vs. LSU, 5/22/19	Total Pitches	54	South Alabama, 4/10/19
Fewest Earned Runs	0	13 Times; Last vs. LSU, 5/22/19			
Walks	3	at Arkansas, 4/19/19			
Strikeouts	6	Mississippi Valley State, 3/26/19			

Eagan's Career Statistics


	ERA	W-L	App	GS	CG	SHO/CBO	SV	IP	H	R	ER	BB	SO	2B	3B	HR	BF	BAA	WP	HBP	BK	SFA	SHA
2019	3.09	1-0	18	1	0	0/1	0	23.1	12	9	8	17	34	5	0	1	99	.164	1	5	0	1	3
Career	3.09	1-0	18	1	0	0/1	0	23.1	12	9	8	17	34	5	0	1	99	.164	1	5	0	1	3



17 | Justin Foscue

IF | R/R | 6-0 | 201 | So.
Huntsville, Ala.

Major: Kinesiology



2019 Biography

Awards: Selected to the NCAA Starkville Regional All-Tournament Team at second base...Named second-team All-America honors at second base from Collegiate Baseball Magazine...Earned first-team All-SEC at second base...Named to the Frisco Classic All-Tournament Team...Earned MVP of the Governor's Cup, after driving in the go-ahead and eventual game-winning RBIs in the sixth inning.

Season: Started all 62 games...Has started 31 games at third base and 31 games at second base...Homered in back-to-back games against Jackson State (2/26) and Southeastern Louisiana (2/27).

Youngstown State (2/15-16): Started all three games...Collected three hits and three RBIs while scoring two runs in the series...Walked twice, singled and scored in season opener...Earned his first RBI of the year with a sacrifice fly in game two...Doubled, homered and scored one run in series finale. **UAB (2/20):** Started MSU's three-run seventh inning with a leadoff single and scored the first State run. **Southern Miss (2/22-24):** Started all three games and collected four hits...Singled in the series opener...Hit a leadoff home run in the second inning of game two to open MSU's scoring...Collected three total hits and scored twice in the middle game. **Jackson State (2/26):** Doubled, homered, collected a pair of RBIs and scored twice. **Southeastern Louisiana (2/27):** Lone hit was a grand slam. **Frisco Classic (3/1-2):** Collected four hits in two starts. vs. *Sam Houston State (3/1):* Doubled as a part of a three-hit day...Scored game-winning run and drove in one run. vs. *Texas Tech (3/2):* Walked and collected one hit. **Arkansas-Pine Bluff (3/6):** Went 4-for-5 with two doubles, two RBIs and three runs scored. **Maine (3/8-10):** Collected a hit in each game and a total of four during the three-game set...Tallied two hits in game one...Singled, walked and scored in the middle game...Hit three-run home run and walked in a run in the series finale. **at Florida (3/15-16):** Collected four hits in first two games...Hit solo home run in game one...Scored twice in game two. **Little Rock (3/19):** Doubled and tallied an RBI. **at Samford (3/20):** Went 3-for-5 and earned an RBI...Made diving play at third base that earned a spot on the SportsCenter Top 10. **Auburn (3/22-24):** Started all three games at third base and hit .357 (5-for-14) with five RBIs and seven runs scored...Drove in a pair of RBIs with a first-inning double...Reached on a wild pitch after a strikeout and scored in the fifth inning of the series opener...Singled twice and walked in the middle game of the series...Scored twice and drove in one RBI...Went 2-for-4 with three runs scored and two RBIs in the series finale...Walked twice...Doubled and drove in one RBI in the seventh inning...Singled to plate a run in the eighth. **Mississippi Valley State (3/26):** Plated two RBIs and scored twice in a 2-for-3 night at the plate...Also walked once and stole one base...Hit a solo home run in the second inning...Plated a run with a sacrifice fly in the eighth inning. **LSU (3/28-30):** Started all three games at third base...Went 2-for-4 with a pair of home runs in the series opener for the first multi-home run game of his career...Hit a three-run home run in the third inning...Hit the second of back-to-back home runs in the fifth inning...Walked in the middle game of the series...Doubled and scored a run in the series finale. **ULM (4/3):** Posted a multi-hit game with a pair of singles...Was also hit by a pitch...Scored three runs. **at Tennessee (4/5-7):** Started all three games...Started the series opener at third base, before starting the final two games at second base...Went 1-for-4 with a walk in the series opener...Scored the eventual game-winning run in the 11th inning of the series opener...Singled in the fourth inning to drive in the only MSU run in the middle game of the series...Went 2-for-5 in the series finale. **South Alabama (4/10):** Started at second base and went 2-for-4...Hit a solo home run in the second inning...Singled in the sixth inning. **Alabama (4/12/14):** Started all three games at second base...Hit .385 (5-for-13) with four RBIs in the series...Doubled to drive in one RBI in the seventh inning of the series opener...Singled and scored a run in the seventh inning of the middle game in the series...Had three hits and drove in three RBIs in the series finale...Doubled to drive in a pair of RBIs in the first inning and came around to score...Singled in the second inning...Singled to drive in one RBI in the seventh inning. **Texas Southern (4/16):** Singled for his lone hit in the game...Drove in the game-winning RBI with an eighth-inning RBI single. **at Arkansas (4/18-20):** Started all three games at second base...His lone hit was a three-run home run in the middle game of the series...Walked in the series finale. **vs. Ole Miss (4/23):** Went 1-for-5 with two RBIs...Drove in the go-ahead and eventual game-winning runs with a two-RBI double in the sixth inning. **Georgia (4/26-28):** Started all three games at second base...Owned a .538 batting average (7-for-13) and a .600 on-base percentage...Slugged 1.077 for the weekend...Was 3-for-4 with two walks in the series opener and scored three runs...Doubled three times in the opener...Doubled and scored a run in the second and seventh inning...Doubled in the third...Walked in the sixth and eighth innings, scoring a run in the sixth...Went 3-for-5, reaching on an error once...Hit a three-run home run to open the scoring in the first inning of the middle game in the series...Singled twice, coming around to score in the seventh inning...Reached on a fielder's choice in the second inning of the series finale and came around to score...Doubled and scored in the eighth inning. **at Texas A&M (5/3-4):** Started all three games at second base and posted two hits in the series opener and series finale...Doubled and scored a run in the fourth inning of the series opener...Drove in two RBIs with an eighth-inning single in the opener...Singled to drive in the first run of the game in the first inning of the series finale...Hit a solo home run in the seventh inning, which turned out to be the game-winning run. **Memphis (5/8):** Was on base twice in five plate appearances...Walked in the third inning...Singled and scored a run in the fifth inning. **at Ole Miss (5/10-12):** Started all three games at second base...Went 2-for-4 in the middle game of the series

Foscue's Single-Game Career Highs

At-Bats	6	vs. LSU, 5/22/19	Total Bases	8	LSU, 3/28/19
Runs	3	Five Times; Last Georgia, 4/26/19	Walks	3	Twice; Last vs. LSU, 5/22/19
Hits	4	Arkansas-Pine Bluff, 3/6/19	Strikeouts	3	vs. Ole Miss, 4/23/19
RBIs	4	Three Times; Last LSU, 3/28/19	Stolen Bases	1	Twice; Last at Ole Miss, 5/11/19
Doubles	3	Georgia, 4/26/19			
Triples	---				
Home Runs	2	LSU, 3/28/19			

Foscue's Career Statistics

	Avg	GP-GS	AB	R	H	2B	3B	HR	RBI	TB	SLG%	BB	HBP	SO	GDP	OB%	SF	SH	SB-ATT	PO	A	E	FLD%
2018	.241	58-48	187	24	45	12	0	3	20	66	.353	22	4	22	1	.332	1	2	0-2	30	52	5	.943
2019	.340	62-62	256	63	87	22	0	14	58	151	.590	26	1	28	4	.399	3	0	2-4	58	131	11	.945
Career	.298	120-110	443	87	132	34	0	17	78	217	.490	48	5	50	5	.370	4	2	2-6	88	183	16	.944

2019 Game-by-Game

Opponent (Date)	AB	R	H	RBI	BB
YOUNGSTOWN STATE (F15) *	3	1	1	--	2
YOUNGSTOWN STATE (F16) *	4	--	--	1	--
YOUNGSTOWN STATE (F16) *	4	1	2	2	--
UAB (F20) *	4	1	1	--	--
SOUTHERN MISS (F22) *	4	--	1	--	--
SOUTHERN MISS (F23) *	5	2	3	1	--
SOUTHERN MISS (F24) *	4	--	--	--	--
JACKSON STATE (F26) *	4	2	2	2	1
SOUTHEASTERN LOUISIANA (F27) *	4	1	1	4	1
vs. Sam Houston State (Mr1) *	4	1	3	1	--
vs. Texas Tech (Mr2) *	4	--	1	--	1
EAST CAROLINA (Mr5) *	4	--	--	--	--
ARKANSAS-PINE BLUFF (Mr6) *	5	3	4	2	--
MAINE (Mr8) *	4	--	2	--	--
MAINE (Mr8) *	3	1	1	--	1
MAINE (Mr10) *	4	1	1	4	1
GRAMBLING (Mr13) *	4	--	--	--	--
at Florida (Mr15) *	5	1	2	1	--
at Florida (Mr16) *	5	2	2	1	--
at Florida (Mr16) *	4	--	--	--	--
LITTLE ROCK (Mr19) *	5	1	1	1	--
at Samford (Mr20) *	5	1	3	1	--
AUBURN (Mr22) *	5	2	1	2	--
AUBURN (Mr23) *	5	2	2	1	1
AUBURN (Mr24) *	4	3	2	2	2
MISSISSIPPI VALLEY STATE (Mr26) *	3	2	2	2	1
LSU (Mr28) *	4	2	2	4	--
LSU (Mr29) *	3	--	--	--	1
LSU (Mr30) *	4	1	1	--	--
ULM (A3) *	5	3	2	--	--
at Tennessee (A5) *	4	1	1	--	1
at Tennessee (A6) *	4	--	1	1	--
at Tennessee (A7) *	5	--	2	--	--
SOUTH ALABAMA (A10) *	4	1	2	1	--
ALABAMA (A12) *	4	--	1	1	--
ALABAMA (A13) *	4	1	1	--	--
ALABAMA (A14) *	5	1	3	3	--
TEXAS SOUTHERN (A16) *	4	1	1	1	--
at Arkansas (A18) *	4	--	--	--	--
at Arkansas (A19) *	4	1	1	3	--
at Arkansas (A20) *	3	--	--	--	1
vs. Ole Miss (A23) *	5	--	1	2	--
GEORGIA (A26) *	4	3	3	--	2
GEORGIA (A27) *	5	2	3	3	--
GEORGIA (A28) *	4	2	1	--	--
at Texas A&M (My3) *	4	1	2	2	--
at Texas A&M-1 (My4) *	3	--	--	--	--
at Texas A&M-2 (My4) *	4	1	2	2	--
MEMPHIS (My8) *	4	1	1	1	1
at Ole Miss (My10) *	4	--	--	--	--
at Ole Miss (My11) *	4	1	2	--	1
at Ole Miss (My12) *	5	1	1	1	--
LOUISIANA TECH (My14) *	4	2	3	--	--
SOUTH CAROLINA (My16) *	4	2	2	1	--
SOUTH CAROLINA (My17) *	5	1	2	1	--
SOUTH CAROLINA (My18) *	4	1	2	1	1
vs. LSU (My22) *	6	2	--	--	3
vs. Vanderbilt (My23) *	3	--	2	--	1
vs. LSU (My24) *	3	--	--	--	1
SOUTHERN (My31) *	4	1	2	1	1
CENTRAL MICHIGAN (Jun1) *	4	2	2	--	1
MIAMI (Jun2) *	3	--	--	1	--

* - Denotes Game Started

with a walk and a run scored...Drove in one RBI with a single in the nine-run fourth inning of the series finale...Also doubled in the finale.. **Louisiana Tech (5/14)**: Went 3-for-4 with two runs scored. **South Carolina (5/16-18)**: Hit .462 (6-for-13) with a .500 on-base percentage...Had two hits in each game, including one extra-base hit in each contest...Was 2-for-4 with a double and two runs scored in the series opener...Doubled in one RBI in the fourth inning...Singled and scored in the fifth inning...Had two hits, scored a run and drove in one RBI in the middle game of the series...Singled and scored in the fourth inning...Doubled to drive in one RBI in the eighth...Reached base three times in the series finale, with a walk, home run and single...Homered to lead off the fourth inning. **SEC Tournament (5/22-24)**: Started all three games at second base...Reached base safely in each games. vs. *LSU* (5/22): Walked three times and reached base once via wild pitch in a third strike...Walked and scored in the third inning...Reached in a wild pitch following a third strike and came around to score the game-winning run in the 17th inning. vs. *Vanderbilt* (5/23): Was on base three times with a walk and two singles. vs. *LSU* (5/24): Walked once in four plate appearances. **NCAA Starkville Regional (5/31-6/2)**: Started all three games at second base...Hit .364 (4-for-11) with three runs scored and two RBIs. *Southern* (5/31): Went 2-for-4 with a run scored an one RBI...Doubled to drive in a run in the third inning...Singled and came around to score in the fifth inning...Added a walk in the sixth. *Central Michigan* (6/1): Reached base three times...Singled and score in both the first and third innings...Walked in the fourth. *Miami (Fla.)* (6/2): Drove in the second run of the game with a sacrifice fly in the fourth inning.



18 | Keegan James

RHP | R/R | 6-2 | 214 | R-Jr.

Southaven, Miss.

Major: Business Administration

SEC

GRADUATE

CR

MISSISSIPPI

STATE



2019 Biography

Career Notes & Records

Draft: Chosen in the 25th round of the 2019 MLB First Year Player Draft by the Colorado Rockies.

2019 Season

Season: Appeared in 17 games with eight starts...Owns five starts in the third game of a weekend series and three midweek starts.

Youngstown State (2/15-16): Earned first win of season...Shutout the Penguins over five innings...Gave up just two walks and four hits while striking out six batters in the series finale. **Southern Miss (2/22-24):** Lasted three innings in a start...Allowed just one run...Struck out four and walked four. **ECU (3/5):** Started and threw two scoreless innings to earn the win. **Maine (3/8-10):** Allowed two runs over five innings in the series finale...Struck out five, walked two and allowed four hits. **at Florida (3/15-16):** Started game three...Allowed three runs over 3 2/3. **Auburn (3/22-24):** Started the series finale...Tossed three innings and allowed four runs on eight hits...Walked one and struck out three. **LSU (3/28-30):** Appeared in the series finale...Allowed one unearned run...Struck out one. **ULM (4/3):** Threw 3 1/3 innings in a start on the mound...Allowed four runs - two earned - on three hits...Walked three and struck out four. **at Tennessee (4/5-7):** Entered the series finale in relief and picked up the win...Threw three innings and allowed one run on one hit...Didn't walk a batter and struck out one. **Alabama (4/12/14):** Allowed one run on one hit in a relief appearance in the middle game of the series...Walked one and struck out two. **Texas Southern (4/16):** Allowed one unearned run in one inning of relief work...Walked two and struck out one. **at Arkansas (4/18-20):** Appeared in the middle game of the series...Threw one inning of relief...Allowed two runs on three hits...Walked three and struck out two. **vs. Ole Miss (4/23):** Walked one in two-thirds of an inning of relief work. **Memphis (5/8):** Made the start and didn't record an out...Allowed six runs on two hit and four walks. **Louisiana Tech (5/14):** Allowed one run on four hits in three innings of relief work...Walked one and struck out two. **South Carolina (5/16-18):** Appeared in the series finale and threw two-thirds of an inning... Allowed one hit, struck out one and walked one. **SEC Tournament (5/22-24):** vs. *LSU (5/22):* Earned the win with 2 2/3 innings of one-run relief work...Allowed two hits, walked two and struck out one in the victory.

James' Single-Game Career Highs

Innings Pitched	5.1	at McNeese State, 2/28/18	Wild Pitches	2	Three Times; Last at Arkansas, 4/19/19
Fewest Hits	0	10 Times; Last vs. Ole Miss, 4/23/19	Hit-by-Pitch	2	Twice; Last at Tennessee, 4/7/19
Fewest Runs	0	21 Times; Last South Carolina, 5/18/19	Total Pitches	92	at McNeese State, 2/28/18
Fewest Earned Runs	0	25 Times; Last South Carolina, 5/18/19			
Walks	4	Twice; Last Memphis, 5/8/19			
Strikeouts	7	at McNeese State, 2/28/18			

James' Career Statistics

	ERA	W-L	App	GS	CG	SHO/CBO	SV	IP	H	R	ER	BB	SO	2B	3B	HR	BF	BAA	WP	HBP	BK	SFA	SHA
2016	3.24	3-0	14	4	0	0/3	0	25.0	19	10	9	8	15	3	1	2	101	.213	1	3	0	0	1
2018	4.34	1-2	26	0	0	0/2	0	47.2	58	27	23	19	45	10	2	3	222	.312	8	9	0	2	6
2019	5.49	4-1	17	8	0	0/1	0	39.1	43	28	24	29	38	6	1	2	190	.279	7	3	1	2	2
Career	4.50	8-3	57	12	0	0/6	0	112.0	120	65	56	56	98	19	4	7	513	.280	16	15	1	4	9

2019 Game-by-Game

Opponent (Date)	Dec.	IP	H	R (ER)	BB	K
YOUNGSTOWN STATE (F15)				-DNP-		
YOUNGSTOWN STATE (F16)				-DNP-		
YOUNGSTOWN STATE (F16) *	W	5.0	4	-- (-)	2	6
UAB (F20)				-DNP-		
SOUTHERN MISS (F22)				-DNP-		
SOUTHERN MISS (F23)				-DNP-		
SOUTHERN MISS (F24) *	--	3.0	3	1 (1)	4	4
JACKSON STATE (F26)				-DNP-		
SOUTHEASTERN LOUISIANA (F27)				-DNP-		
vs. Sam Houston State (Mr1)				-DNP-		
vs. Texas Tech (Mr2)				-DNP-		
EAST CAROLINA (Mr5) *	W	2.0	1	-- (-)	--	2
ARKANSAS-PINE BLUFF (Mr6)				-DNP-		
MAINE (Mr8)				-DNP-		
MAINE (Mr8)				-DNP-		
MAINE (Mr10) *	--	5.0	4	2 (2)	2	5
GRAMBLING (Mr13)				-DNP-		
at Florida (Mr15)				-DNP-		
at Florida (Mr16)				-DNP-		
at Florida (Mr16)	L	3.2	6	3 (3)	2	3
LITTLE ROCK (Mr19)				-DNP-		
at Samford (Mr20)				-DNP-		
AUBURN (Mr22)				-DNP-		
AUBURN (Mr23)				-DNP-		
AUBURN (Mr24) *	--	3.0	8	4 (4)	1	3
MISSISSIPPI VALLEY STATE (Mr26)				-DNP-		
LSU (Mr28)				-DNP-		
LSU (Mr29)				-DNP-		
LSU (Mr30)	--	0.2	--	1 (-)	--	1
ULM (A3) *	--	3.1	3	4 (2)	3	4
at Tennessee (A5)				-DNP-		
at Tennessee (A6)				-DNP-		
at Tennessee (A7)	W	3.0	1	1 (1)	--	1
SOUTH ALABAMA (A10)				-DNP-		
ALABAMA (A12)				-DNP-		
ALABAMA (A13)	H	1.2	1	1 (1)	1	2
ALABAMA (A14)				-DNP-		
TEXAS SOUTHERN (A16)	--	1.0	--	1 (-)	2	1
at Arkansas (A18)				-DNP-		
at Arkansas (A19)	--	1.0	3	2 (2)	3	2
at Arkansas (A20)				-DNP-		
vs. Ole Miss (A23)	--	0.2	--	-- (-)	1	--
GEORGIA (A26)				-DNP-		
GEORGIA (A27)				-DNP-		
GEORGIA (A28)				-DNP-		
at Texas A&M (My3)				-DNP-		
at Texas A&M-1 (My4)				-DNP-		
at Texas A&M-2 (My4)				-DNP-		
MEMPHIS (My8) *	--	0.0	2	6 (6)	4	--
at Ole Miss (My10)				-DNP-		
at Ole Miss (My11)				-DNP-		
at Ole Miss (My12)				-DNP-		
LOUISIANA TECH (My14)	--	3.0	4	1 (1)	1	2
SOUTH CAROLINA (My16)				-DNP-		
SOUTH CAROLINA (My17)				-DNP-		
SOUTH CAROLINA (My18)	--	0.2	1	-- (-)	1	1
vs. LSU (My22)	W	2.2	2	1 (1)	2	1
vs. Vanderbilt (My23)				-DNP-		
vs. LSU (My24)				-DNP-		
SOUTHERN (My31)				-DNP-		
CENTRAL MICHIGAN (Jun1)				-DNP-		
MIAMI (Jun2)				-DNP-		

* - Denotes Game Started | (W)in, (L)oss, H(old), (S)ave, (B)low Save



19 | Jared Liebelt

RHP | R/R | 6-0 | 169 | Sr.
Aurora, Ill.

Major: Psychology

2019 Biography

Career Notes & Records

Draft: Chosen in the 20th round of the 2019 MLB First Year Player Draft by the Arizona Diamondbacks.

2019 Season

Awards: Earned induction into the first class of Mississippi State's Phi Beta Kappa Society.

Season: Appeared in 30 games, all in relief...Picked up his first career save in the series opener versus Maine (3/8) with three innings of work...Collected his first career victory against Mississippi Valley State (3/26).

Youngstown State (2/15-16): Pitched in series finale...Threw a scoreless eighth with one hit allowed and a strikeout. **Southern Miss (2/22-24):** Appeared in two games with a pair of no-hit performances...Pitched in the series opener and threw 1 2/3 innings while striking out two...Took the mound in series finale and walked one and struck out one. **Southeastern Louisiana (2/27):** Tossed a perfect inning of relief. **Frisco Classic (3/1-2):** vs. *Sam Houston State* (3/1): Allowed two runs – both unearned – over 1 2/3 innings pitched. **Maine (3/8-10):** Earned a three-inning save in the season opener...Allowed one run, struck out three and didn't walk a batter. **at Florida (3/15-16):** Made two appearances...Pitched a scoreless inning in game one...Allowed one run over 2 2/3 innings pitched in middle game. **Auburn (3/22-24):** Appeared in the first two games of the series...Posted a hold in the series opener...Allowed two runs on two hits in two-thirds of an inning in the first game of the weekend...Threw two innings and allowed one hit in the middle game of the series...Struck out three batters. **Mississippi Valley State (3/26):** Retired both batters he faced to collect his first career win...Struck out one in two-thirds of an inning. **LSU (3/28-30):** Appeared in two games, throwing in the series opener and series finale...Allowed three runs on four hits...Struck out one in the opener...Allowed one run on one hits and one walk in the finale. **at Tennessee (4/5-7):** Appeared in two games and collected one save...Threw five innings in the series and struck out three...Came on in the series opener and threw two scoreless innings...Allowed one hit and struck out one...Earned the save with three innings of scoreless work in the series finale...Allowed two hits and struck out two. **Alabama (4/12-14):** Threw two scoreless innings in the series opener...Allowed one hit and struck out two. **Texas Southern (4/16):** Retired the only two batters he faced in the ninth inning, both via flyout. **at Arkansas (4/18-20):** Threw 1 2/3 innings in the series finale...Allowed one run on three hits. **vs. Ole Miss (4/23):** Threw the final two innings scoreless...Allowed three hits and struck out two. **Georgia (4/26-28):** Appeared in the final two games of the series, with one strikeout in each game...Totaled 3 1/3 innings of relief...Allowed two runs - one earned - on two hits in two innings of work in the middle game of the series...Allowed one run on two hits in one inning of work to earn a hold in the series finale. **at Texas A&M (5/3-4):** Appeared in the series opener and series finale...Was the only relief pitcher used in the 23 innings played versus the Aggies...Threw three innings in two appearances...Allowed one hit in two scoreless innings of work in the series opener...Collected the save with one inning of relief work in the series finale...Allowed both inherited runners to score...Allowed two hits and struck out one. **at Ole Miss (5/10-12):** Threw the final four innings scoreless in the series opener...Allowed three hits and struck out two to earn the save. **Louisiana Tech (5/14):** Retired the only two batters he faced...Registered one strikeout. **South Carolina (5/16-18):** Appeared in the final two games of the series...Threw 2 2/3 innings combined in two appearances...Struck out two in a hitless, scoreless frame in the second game of the series...Allowed four unearned runs on two hits in the series finale...Threw 1 2/3 innings and walked one in the final game of the regular season. **SEC Tournament (5/22-24):** vs. *LSU* (5/22): Allowed two runs on two hits in 1 1/3 innings. **NCAA Starkville Regional (5/31-6/2):** Appeared in two game in relief. *Southern* (5/31): Allowed two runs on four hits in 3 1/3 innings of work...Walked one and struck out two to earn the win. *Miami (Fla.)* (6/2): Threw a scoreless inning with two hits and one walk allowed.

Liebelt's Single-Game Career Highs

Innings Pitched	4.0	at Ole Miss, 5/10/19	Wild Pitches	2	vs. Oklahoma, 6/1/18
Fewest Hits	0	12 Times; Last South Carolina, 5/17/19	Hit-by-Pitch	3	at Southern Miss, 2/16/18
Fewest Runs	0	23 Times; Last Miami, 6/2/19	Total Pitches	56	at Southern Miss, 2/16/18
Fewest Earned Runs	0	26 Times; Last Miami, 6/2/19			
Walks	4	at Southern Miss, 2/16/18			
Strikeouts	3	Twice; Last Auburn, 3/23/19			

Liebelt's Career Statistics

	ERA	W-L	App	GS	CG	SHO/CBO	SV	IP	H	R	ER	BB	SO	2B	3B	HR	BF	BAA	WP	HBP	BK	SFA	SHA
2018	13.15	0-0	12	1	0	0/1	0	13.0	21	21	19	8	7	6	0	0	76	.362	4	7	0	1	2
2019	2.74	2-0	30	0	0	0/5	5	49.1	48	22	15	9	32	11	1	4	204	.255	1	3	0	3	1
Career	4.91	2-0	42	1	0	0/6	5	62.1	69	43	34	17	39	17	1	4	280	.280	5	10	0	4	3

* - Denotes Game Started | (W)in, (L)oss, (H)old, (S)ave, (B)low/n Save



* - Denotes Game Started



2019 Game-by-Game

Opponent (Date)	Dec.	IP	H	R (ER)	BB	K
YOUNGSTOWN STATE (F15)	W	1.0	--	-- (--)	--	2
YOUNGSTOWN STATE (F16)		-DNP-				
YOUNGSTOWN STATE (F16)		-DNP-				
UAB (F20)	S	2.0	2	-- (--)	1	4
SOUTHERN MISS (F22)		-DNP-				
SOUTHERN MISS (F23)		-DNP-				
SOUTHERN MISS (F24)	W	2.0	--	-- (--)	3	2
JACKSON STATE (F26)		-DNP-				
SOUTHEASTERN LOUISIANA (F27)		-DNP-				
vs. Sam Houston State (Mr1)	S	1.0	1	-- (--)	--	1
vs. Texas Tech (Mr2)	S	1.0	--	-- (--)	--	2
EAST CAROLINA (Mr5)	S	1.0	--	-- (--)	--	4
ARKANSAS-PINE BLUFF (Mr6)		-DNP-				
MAINE (Mr8)		-DNP-				
MAINE (Mr8)	--	1.0	--	-- (--)	--	2
MAINE (Mr10)	S	1.0	2	1 (1)	1	--
GRAMBLING (Mr13)		-DNP-				
at Florida (Mr15)	--	1.0	2	3(3)	1	1
at Florida (Mr16)		-DNP-				
at Florida (Mr16)		-DNP-				
LITTLE ROCK (Mr19)		-DNP-				
at Samford (Mr20)	S	1.0	--	-- (--)	--	3
AUBURN (Mr22)		-DNP-				
AUBURN (Mr23)		-DNP-				
AUBURN (Mr24)	W	3.0	4	3(3)	1	3
MISSISSIPPI VALLEY STATE (Mr26)		-DNP-				
LSU (Mr28)	S	1.1	1	0(0)	0	3
LSU (Mr29)		-DNP-				
LSU (Mr30)		-DNP-				
ULM (A3)		-DNP-				
at Tennessee (A5)	--	1.0	2	1 (1)	--	--
at Tennessee (A6)		-DNP-				
at Tennessee (A7)		-DNP-				
SOUTH ALABAMA (A10)	S	2.0	1	-- (--)	1	4
ALABAMA (A12)		-DNP-				
ALABAMA (A13)		-DNP-				
ALABAMA (A14)	--	2.2	5	3(3)	2	1
TEXAS SOUTHERN (A16)		-DNP-				
at Arkansas (A18)		-DNP-				
at Arkansas (A19)	--	1.0	2	5(4)	4	3
at Arkansas (A20)		-DNP-				
vs. Ole Miss (A23)		-DNP-				
GEORGIA (A26)		-DNP-				
GEORGIA (A27)		-DNP-				
GEORGIA (A28)	H	0.1	--	-- (--)	1	1
at Texas A&M (My3)		-DNP-				
at Texas A&M-1 (My4)		-DNP-				
at Texas A&M-2 (My4)		-DNP-				
MEMPHIS (My8)	W	2.0	--	-- (--)	--	2
at Ole Miss (My10)		-DNP-				
at Ole Miss (My11)	S	1.0	1	-- (--)	--	1
at Ole Miss (My12)	--	1.0	1	-- (--)	--	2
LOUISIANA TECH (My14)	--	1.0	--	-- (--)	--	1
SOUTH CAROLINA (My16)		-DNP-				
SOUTH CAROLINA (My17)		-DNP-				
SOUTH CAROLINA (My18)	--	1.1	2	2 (2)	2	3
vs. LSU (My22)	--	5.0	1	-- (--)	4	8
vs. Vanderbilt (My23)		-DNP-				
vs. LSU (My24)		-DNP-				
SOUTHERN (My31)	S	2.0	1	-- (--)	1	6
CENTRAL MICHIGAN (Jun1)	ND	1.0	--	-- (--)	1	1
MIAMI (Jun2)	S	1.0	--	-- (--)	--	1

* - Denotes Game Started | (W)in, (L)oss, H(old), (S)ave, (B)low Save

2019 Biography

Career Notes & Records

Draft: Chosen in the 32nd round of the 2019 MLB First Year Player Draft by the New York Mets.

Career: Ranks tied for No. 7 on the career saves chart (16) with **Bryan Hardwick** (1979-80, 82).

Season: **2019:** Sits No. 7 on the single season saves charts (11).

2019 Season

Awards: Named to the preseason and midseason Stopper of the Year Award watchlists...Earned the Mississippi State University Mater's Graduate Student Assistant of the Year award for his work in the Office of the Graduate School during the 2018-19 academic year.

Season: Appeared in 26 games, all out of the bullpen...Started season with nine scoreless innings of work to run his scoreless-innings streak to 25 innings, a streak that started in 2018.

Youngstown State (2/15-16): Appeared in the series opener and pitched a no-hit inning to earn the win...Struck out a pair of batters. **UAB (2/20):** Struck out four batters over two scoreless innings...Finished the game to earn the save. **Southern Miss (2/22-24):** Pitched the last two innings of the series finale...Allowed no runs and earned the win despite walking three batters. **Frisco Classic (3/1-2):** Earned saves in each game of the event. **vs. Sam Houston State (3/1):** Allowed one hit but closed door on Bearcats in the ninth inning to pick up the save. **vs. Texas Tech (3/2):** Struck out two batters in a perfect ninth frame to earn the save. **ECU (3/5):** Pitched the ninth inning and struck out four batters to earn a save. **Maine (3/8-10):** Pitched in the final two games of the series...Tossed a perfect ninth in game two...Allowed his first run of the season on a sacrifice fly...Earned the save. **at Florida (3/15-16):** Pitched the ninth...Allowed three runs with a 6-2 lead but finished the game. **at Samford (3/20):** Earned sixth save after striking out side in ninth inning. **Auburn (3/22-24):** Threw three innings to close out the series finale to earn the win...Allowed three runs on four hits...Walked one and struck out three. **LSU (3/28-30):** Appeared in the series opener...Threw 1 1/3 scoreless innings and allowed one hit to earn the save...Struck out three. **at Tennessee (4/5-7):** Threw the final inning of the series-opening, 11-inning victory...Allowed one run on two hits in the outing. **South Alabama (4/10):** Notched the save with two scoreless innings of work...Allowed one hit, walked one and struck out four. **Alabama (4/12/14):** Appeared in relief in the series finale and threw 2 2/3 innings...Allowed three runs on five hits...Walked two and struck out one. **at Arkansas (4/18-20):** Allowed five runs - four earned - on two hits in one inning of relief work in the middle game of the series...Walked four and struck out three. **Georgia (4/26-28):** Appeared in the series finale and threw one-third of an inning...Walked one and struck out one to earn a hold. **Memphis (5/8):** Retired the final six batters of the game in order to earn the win...Didn't allow a base runner in two innings of work...Struck out two. **at Ole Miss (5/10-12):** Totaled two innings over two relief appearances...Picked up the save with a scoreless ninth inning of the middle game in the series...Allowed one hit and struck out one...Struck out two in a scoreless ninth inning of the series finale...Allowed one hit. **Louisiana Tech (5/14):** Threw a hitless, scoreless ninth inning with one strikeout. **South Carolina (5/16-18):** Appeared in the series finale...Allowed two runs on two hits in 1 1/3 innings...Walked two and struck out three. **SEC Tournament (5/22-24):** vs. **LSU (5/22):** Threw five innings of scoreless relief...Allowed one hit...Walked four and struck out eight. **NCAA Starkville Regional (5/31-6/2):** Appeared in all three games and collected two saves. **Southern (5/31):** Threw the final two innings scoreless...Allowed one hit and walked one...Struck out six batters to earn the save. **Central Michigan (6/1):** Walked one and struck out one in a scoreless ninth inning. **Miami (Fla.) (6/2):** Picked up the save with a clean ninth inning...Struck out one.

Gordon's Single-Game Career Highs

Innings Pitched	7.0	vs. Florida, 5/26/17	Wild Pitches	3	Auburn, 4/29/17
Fewest Hits	0	21 Times; Last Miami, 6/2/19	Hit-by-Pitch	2	vs. Florida, 5/26/17
Fewest Runs	0	42 Times; Last Miami, 6/2/19	Total Pitches	112	vs. Oklahoma, 6/3/18
Fewest Earned Runs	0	42 Times; Last Miami, 6/2/19			
Walks	5	vs. South Alabama, 6/2/17			
Strikeouts	10	vs. Oklahoma, 6/3/18			

Gordon's Career Statistics

	ERA	W-L	App	GS	CG	SHO/CBO	SV	IP	H	R	ER	BB	SO	2B	3B	HR	BF	BAA	WP	HBP	BK	SFA	SHA
2017	5.69	2-3	19	9	0	0/0	1	55.1	47	36	35	30	59	9	0	5	245	.234	8	6	0	3	5
2018	4.26	4-3	30	1	0	0/1	4	61.1	51	29	29	32	68	5	2	7	264	.227	13	3	0	0	4
2019	3.96	4-0	26	0	0	0/0	11	38.2	28	18	17	23	61	4	0	3	167	.199	6	1	0	2	0
Career	4.69	10-6	75	10	0	0/1	16	155.1	126	83	81	85	188	18	2	15	676	.222	27	10	0	5	9

32 | Landon Jordan

IF | L/R | 6-0 | 180 | Fr.

Poplarville, Miss.

Major: Kinesiology





2019 Biography

Season: Appeared in 33 games with 11 starts...Owns five starts at second base and five starts at designated hitter...Made his collegiate debut in the season opener versus Youngstown State (2/15) and collected his first collegiate hit in the game...Hit his first-career home run against South Carolina (5/16).

Youngstown State (2/15-16): Started and collected a hit in each game of the series...Singled and scored in his MSU debut...Walked, doubled and scored a run in the middle game of the series...Went 1-for-3 with a stolen base in the series finale. **Southern Miss (2/22-24):** Appeared in all three games of series...Started at second base in the series finale. **Jackson State (2/26):** Started at second base and earned his first RBI on a single...Also scored twice. **Arkansas-Pine Bluff (3/6):** Pinch-hit and walked...Scored twice and drove in one RBI single. **Maine (3/8-10):** Earned a hit and scored a run in each game...Had a pinch-hit double in each of the first two games...Started at second base in game three...Went 2-for-4 with an RBI, a run scored and a stolen base. **Little Rock (3/19):** Despite going hitless, scored twice and collected an RBI. **at Samford (3/20):** Tallied two RBIs. **Auburn (3/22-24):** Appeared in the middle game of the series as a pinch hitter...Drove in two RBIs with an eighth-inning single in the middle game of the weekend...Scored a run. **Mississippi Valley State (3/26):** Went 1-for-1 with a run scored as a pinch hitter. **LSU (3/28-30):** Appeared in the series finale as a defensive replacement at second base...Went 1-for-1 with a single in his lone at bat. **at Tennessee (4/5-7):** Started the series finale at designated hitter. **Alabama (4/12/14):** Appeared in series opener and series finale as a pinch hitter. **at Arkansas (4/18-20):** Pinch hit in the final two games of the series...Made one plate appearance in each appearance...Walked in his plate appearance in the series finale. **Georgia (4/26-28):** Appeared in the first game of the series...Went 1-for-1 with an RBI single in the eighth inning as a pinch hitter...Stayed in and played third base. **at Ole Miss (5/10-12):** Entered as a pinch runner in the series opener. **South Carolina (5/16-18):** Appeared in all three games with one start at designated hitter...Entered the series opener as a defensive replacement and went 3-for-3 at the plate...Scored one run and drove in two RBIs...Hit his first career home run to lead off the sixth inning...Started at designated hitter in the middle game of the series...Reached base via hit-by-pitch and error...Scored a run in the seventh after reaching on an error...Drew a ninth-inning walk and came around to score in the ninth inning. **SEC Tournament (5/22-24):** Appeared in two games. **vs. LSU (5/22):** Entered as a pinch runner in 10th inning...Went 2-for-3 with a stolen base...Singled in the 14th and 16th inning...Stole a base in the 14th inning. **vs. Vanderbilt (5/23):** Made a pinch hit appearance.

L. Jordan's Single-Game Career Highs

At-Bats	5	at Samford, 3/20/19	Total Bases	6	South Carolina, 5/16/19
Runs	2	Four Times; Last vs. LSU, 5/22/19	Walks	1	Six Times; Last South Carolina, 5/18/19
Hits	3	South Carolina, 5/16/19	Strikeouts	2	Grambling, 3/13/19
RBIs	2	Three Times; Last South Carolina, 5/16/19	Stolen Bases	1	Four Times; Last vs. LSU, 5/22/19
Doubles	1	Three Times; Last Maine, 3/8/19			
Triples	---				
Home Runs	1	South Carolina, 5/16/19			

L. Jordan's Career Statistics

	Avg	GP-GS	AB	R	H	2B	3B	HR	RBI	TB	SLG%	BB	HBP	SO	GDP	OB%	SF	SH	SB-ATT	PO	A	E	FLD%
2019	.328	33-11	58	17	19	3	0	1	11	25	.431	6	1	7	2	.400	0	0	4-4	9	13	0	1.000
Career	.328	33-11	58	17	19	3	0	1	11	25	.431	6	1	7	2	.400	0	0	4-4	9	13	0	1.000

2019 Game-by-Game

Opponent (Date)	AB	R	H	RBI	BB
YOUNGSTOWN STATE (F15) *	4	1	1	--	--
YOUNGSTOWN STATE (F16) *	2	1	1	--	1
YOUNGSTOWN STATE (F16) *	3	--	1	--	--
UAB (F20) *	3	--	--	--	--
SOUTHERN MISS (F22)	1	--	--	--	--
SOUTHERN MISS (F23)	1	--	--	--	--
SOUTHERN MISS (F24) *	3	--	--	--	--
JACKSON STATE (F26) *	3	2	1	1	--
SOUTHEASTERN LOUISIANA (F27)	1	--	--	--	--
vs. Sam Houston State (Mr1)				-DNP-	
vs. Texas Tech (Mr2)	1	--	--	--	--
EAST CAROLINA (Mr5)				-DNP-	
ARKANSAS-PINE BLUFF (Mr6)	1	2	1	1	1
MAINE (Mr8)	1	1	1	--	--
MAINE (Mr8)	1	1	1	--	1
MAINE (Mr10) *	4	1	2	1	--
GRAMBLING (Mr13)	2	--	--	--	--
at Florida (Mr15)				-DNP-	
at Florida (Mr16)				-DNP-	
at Florida (Mr16)	1	--	--	--	--
LITTLE ROCK (Mr19)	4	2	--	1	1
at Samford (Mr20)	5	1	1	2	--
AUBURN (Mr22)				-DNP-	
AUBURN (Mr23)	1	1	1	2	--
AUBURN (Mr24)				-DNP-	
MISSISSIPPIVALLEY STATE (Mr26)	1	1	1	--	--
LSU (Mr28)				-DNP-	
LSU (Mr29)				-DNP-	
LSU (Mr30)	1	--	1	--	--
ULM (A3)				-DNP-	
at Tennessee (A5)				-DNP-	
at Tennessee (A6)				-DNP-	
at Tennessee (A7) *	1	--	--	--	--
SOUTH ALABAMA (A10)				-DNP-	
ALABAMA (A12)	1	--	--	--	--
ALABAMA (A13)				-DNP-	
ALABAMA (A14)	1	--	--	--	--
TEXAS SOUTHERN (A16)				-DNP-	
at Arkansas (A18)				-DNP-	
at Arkansas (A19)	1	--	--	--	--
at Arkansas (A20)	--	--	--	--	1
vs. Ole Miss (A23)				-DNP-	
GEORGIA (A26)	1	--	1	1	--
GEORGIA (A27)				-DNP-	
GEORGIA (A28)				-DNP-	
at Texas A&M (My3)				-DNP-	
at Texas A&M-1 (My4)				-DNP-	
at Texas A&M-2 (My4)				-DNP-	
MEMPHIS (My8)				-DNP-	
at Ole Miss (My10)	--	--	--	--	--
at Ole Miss (My11)				-DNP-	
at Ole Miss (My12)				-DNP-	
LOUISIANA TECH (My14)				-DNP-	
SOUTH CAROLINA (My16)	3	1	3	2	--
SOUTH CAROLINA (My17) *	2	1	--	--	--
SOUTH CAROLINA (My18)	--	1	--	--	1
vs. LSU (My22)	3	--	2	--	--
vs. Vanderbilt (My23)	1	--	--	--	--
vs. LSU (My24)				-DNP-	
SOUTHERN (My31)				-DNP-	
CENTRAL MICHIGAN (Jun1)				-DNP-	
MIAMI (Jun2)				-DNP-	

* - Denotes Game Started



2019 Game-by-Game

Opponent (Date)	AB	R	H	RBI	BB
YOUNGSTOWN STATE (F15)	--	--	--	--	--
YOUNGSTOWN STATE (F16)	2	--	1	1	--
YOUNGSTOWN STATE (F16)	1	--	--	--	--
UAB (F20)			-DNP-		
SOUTHERN MISS (F22)			-DNP-		
SOUTHERN MISS (F23)			-DNP-		
SOUTHERN MISS (F24)			-DNP-		
JACKSON STATE (F26)	1	1	--	1	--
SOUTHEASTERN LOUISIANA (F27)	--	1	--	--	1
vs. Sam Houston State (Mr1)			-DNP-		
vs. Texas Tech (Mr2)			-DNP-		
EAST CAROLINA (Mr5)			-DNP-		
ARKANSAS-PINE BLUFF (Mr6)	1	--	1	--	--
MAINE (Mr8)	--	--	--	--	--
MAINE (Mr8)			-DNP-		
MAINE (Mr10)			-DNP-		
GRAMBLING (Mr13)	3	--	--	--	--
at Florida (Mr15)			-DNP-		
at Florida (Mr16)			-DNP-		
at Florida (Mr16)	2	--	--	--	--
LITTLE ROCK (Mr19)	--	--	--	--	--
at Samford (Mr20)			-DNP-		
AUBURN (Mr22)			-DNP-		
AUBURN (Mr23)	1	--	1	--	--
AUBURN (Mr24) *	6	1	3	1	--
MISSISSIPPI VALLEY STATE (Mr26)			-DNP-		
LSU (Mr28)			-DNP-		
LSU (Mr29)	--	--	--	--	1
LSU (Mr30)	1	--	--	--	--
ULM (A3) *	4	2	3	2	--
at Tennessee (A5) *	5	1	1	--	--
at Tennessee (A6)			-DNP-		
at Tennessee (A7)	1	1	--	1	--
SOUTH ALABAMA (A10)			-DNP-		
ALABAMA (A12) *	3	--	2	1	--
ALABAMA (A13) *	4	--	--	--	--
ALABAMA (A14)	1	--	--	--	--
TEXAS SOUTHERN (A16)			-DNP-		
at Arkansas (A18)	1	--	--	--	--
at Arkansas (A19) *	3	--	--	--	--
at Arkansas (A20)			-DNP-		
vs. Ole Miss (A23) *	2	--	--	--	--
GEORGIA (A26)	1	1	1	1	--
GEORGIA (A27) `			-DNP-		
GEORGIA (A28)	--	--	--	--	--
at Texas A&M (My3)			-DNP-		
at Texas A&M-1 (My4)			-DNP-		
at Texas A&M-2 (My4)			-DNP-		
MEMPHIS (My8)			-DNP-		
at Ole Miss (My10)			-DNP-		
at Ole Miss (My11)			-DNP-		
at Ole Miss (My12)	1	--	--	--	--
LOUISIANA TECH (My14) *	2	--	--	--	1
SOUTH CAROLINA (My16)	2	1	1	3	--
SOUTH CAROLINA (My17)			-DNP-		
SOUTH CAROLINA (My18)	--	--	--	--	--
vs. LSU (My22)	--	--	--	--	--
vs. Vanderbilt (My23)			-DNP-		
vs. LSU (My24)	1	--	--	--	--
SOUTHERN (My31)	--	--	--	--	--
CENTRAL MICHIGAN (Jun1)	--	--	--	--	--
MIAMI (Jun2)			-DNP-		

* - Denotes Game Started

2019 Biography

Career Notes & Records
Career: Also a member of the Mississippi State football team as a tight end...Appeared in three games in 2018 and made one reception for 21 yards against Louisiana-Lafayette.

2019 Season
Season: Appeared in 33 games with eight starts...Made six starts at designated hitter and two in right field...Collected his first-career RBI single as a pinch hitter against Youngstown State (2/16)...Made his first-career start in the series finale against Auburn (3/24) at designated hitter...Started in right field versus Ole Miss (4/23) in the Governor's Cup...Hit his first collegiate home run against South Carolina (5/16).

Youngstown State (2/15-16): Appeared in every game of the three-game series...Made his MSU debut in game one as a defensive substitution in right field...Pinch hit in game two and tallied two at-bats...Singled and drove in an RBI...Struck out in lone game three at-bat. **Jackson State (2/26):** Reached on an error as a pinch hitter to register an RBI...Scored first collegiate run. **Southeastern Louisiana (2/27):** Walked and scored in lone pinch-hit at-bat. **Arkansas-Pine Bluff (3/6):** Pinch-hit and doubled in his lone plate appearance. **Maine (3/8-10):** Came into game one as a defensive replacement in right field. **Auburn (3/22-24):** Appeared in the final two games of the series...Started the series finale for his first collegiate start...Doubled in a pinch hit appearance in the middle game of the series...Went 3-for-6 in the series finale...Doubled, scored and drove in one RBI. **LSU (3/28-30):** Appeared in the final two games of the series...Pinch hit and walked in the middle game of the series...Had one at bat in the series finale. **ULM (4/3):** Started at designated hitter...Went 3-for-4 with two RBIs and two runs scored...Posted two fourth-inning singles, driving in two runs on the second base hit of the inning...Also singled in the fifth. **at Tennessee (4/5-7):** Appeared in two games with one start...Started the series opener at designated hitter...Singled and scored a run in the 11th inning of the opening game in the series...Entered the series finale as a pinch hitter...Was hit by a pitch and scored the eventual winning run in the sixth inning. **Alabama (4/12/14):** Appeared in all three games with two starts at designated hitter...Went 2-for-3 with one RBI in the series opener...Drove in the first run of the game with a single in the first inning. **at Arkansas (4/18-20):** Appeared in the first two games of the series...Started the middle game of the series at designated hitter. **vs. Ole Miss (4/23):** Made the start in right field. **Georgia (4/26-28):** Appeared in two games off the bench...Came on to play right field in the series opener...Went 1-for-1 with an RBI double in the series opener...Also scored a run...Came on as a pinch runner in the series finale. **at Ole Miss (5/10-12):** Entered as a pinch runner and played right field in the series finale. **Louisiana Tech (5/14):** Started in right field...Walked once in three plate appearances. **South Carolina (5/16-18):** Appeared in two games in the series...Went 1-for-2 with a hit-by pitch in the series opener...Hit his first-career home run in the eighth inning, a three-run shot...Appeared in the series finale as a defensive replacement. **SEC Tournament (5/22-24):** Appeared in two games as a defensive replacement. **NCAA Starkville Regional (5/31-6/2):** Appeared in two games as a defensive replacement...Saw time against Southern (5/31) and Central Michigan (6/1) in right field.

Cumbest's Single-Game Career Highs

At-Bats	6	Auburn, 3/24/19	Total Bases	4	Twice; Last South Carolina, 5/16/19
Runs	2	ULM, 4/3/19	Walks	1	Three Times; Last Louisiana Tech, 5/14/19
Hits	3	Twice; Last ULM, 4/3/19	Strikeouts	3	at Arkansas, 4/19/19
RBIs	3	South Carolina, 5/16/19	Stolen Bases	---	
Doubles	1	Four Times; Last Georgia, 3/26/19			
Triples	---				
Home Runs	1	Last South Carolina, 5/16/19			

Cumbest's Career Statistics

	Avg	GP- GS	AB	R	H	2B	3B	HR	RBI	TB	SLG%	BB	HBP	SO	GDP	OB%	SF	SH	SB-ATT	PO	A	E	FLD%
2019	.286	33-8	49	9	14	4	0	1	11	21	.429	3	2	12	1	.345	1	0	0-0	6	0	0	1.000
Career	.286	33-8	49	9	14	4	0	1	11	21	.429	3	2	12	1	.345	1	0	0-0	6	0	0	1.000



2019 Biography

Career Notes & Records

Draft: Chosen in the 29th round of the 2019 MLB First Year Player Draft by the Pittsburgh Pirates.

2019 Season

Season: Appeared in 50 games with 30 starts...Started 23 games at third base, three at catcher and four at designated hitter.

Youngstown State (2/15-16): Appeared in the series finale as a defensive substitution at catcher...Saw one at bat. **Southern Miss (2/22-24):** Appeared in the final two games of the series...Started at designated hitter in the middle game...Collected a pair of hits...Entered as a defensive replacement in the series finale. **Jackson State (2/26):** Started at catcher...Hit a solo home run as a part of a two-hit day...Had two runs scored. **Southeastern Louisiana (2/27):** Started designated hitter...Singled and walked. **Frisco Classic (3/1-2):** Appeared in both games as a pinch hitter. **Arkansas Pine-Bluff (3/6):** Doubled, walked and collected three RBIs. **Maine (3/8-10):** Appeared in all three games...Doubled in series finale. **Grambling (3/13):** Entered as a pinch hitter...Doubled in two at-bats. **at Samford (3/20):** Pinch hit...Tallied a hit and a walk in two total plate appearances. **Auburn (3/22-24):** Appeared in two games, appearing as a pinch hitter in the series opener and middle game of the series. **Mississippi Valley State (3/26):** Started at designated hitter. **LSU (3/28-30):** Appeared as a pinch hitter in the series finale. **ULM (4/3):** Entered as a pinch hitter and stayed in the game to play third base. **at Tennessee (4/5-7):** Appeared in all three games with two starts...Started at third base for the first time in his career in the middle game of the series...Entered as a defensive replacement during the series opener and walked in the 11th inning...Was 1-for-2 with a walk in the middle game of the series...Waled to push across the game-tying run in the fourth inning of the series finale. **Alabama (4/12/14):** Started the final two games of the series at third base...Hit .500 (3-for-6) in his two appearances...Scored four runs and drove in two RBIs in the series...Walked and homered in the series opener...Scored two runs and plated one RBI...Singled and homered in the series finale...Scored twice and drove in one RBI. **Texas Southern (4/16):** Started at third base. **at Arkansas (4/18-20):** Appeared in all three games as a defensive replacement...Appeared at third base and catcher in the series. **vs. Ole Miss (4/23):** Made the start at third base...Singled, walked and scored a run. **Georgia (4/26-28):** Appeared in all three games, starting the series opener at designated hitter...Went 1-for-3 with a walk in the series opener...Scored twice...Pinch hit in the middle game of the series...Was hit by a pitch in the series finale after entering as a defensive replacement. **at Texas A&M (5/3-4):** Started all three games at third base...Doubled for his lone hit in the series opener...Posted a two-hit game in the series finale, adding his second double of the weekend. **Memphis (5/8):** Started at third base and went 2-for-4...Hit a second-inning, three-run home run...Also singled in the fourth. **at Ole Miss (5/10-12):** Started all three games at third base...Reached base in each game...Walked in the series opener...Reached base in all four plate appearances without an official at bat in the middle game of the series...Walked twice and was hit by a pitch...Scored one run in the middle game of the series...Posted a 2-for-4 day with a walk, one RBI and three runs scored in the series finale...Walked and scored the first MSU run of the game in the third inning...Drove in the first run of the nine-run fourth inning with a two-out single and came around to score...Doubled with two outs and came in to score in the ninth inning. **Louisiana Tech (5/14):** Went 2-for-4 with three RBIs and one runs scored...Hit a second-inning home run to open the scoring...Drove in one RBI with a fifth-inning single. **South Carolina (5/16-18):** Started all three games at third base...Hit .417 (5-for-12) on the weekend with two RBIs and four runs scored...Posted a pair of singles and scored twice in the series opener...Reached base via error and scored a run in the middle game in the series...Went 3-for-5 with one run scored and two RBIs...Singled and scored a run in the seventh...Singled to drive in two RBIs in the eighth inning. **SEC Tournament (5/22-24):** Started all three games at third base. **vs. LSU (5/22):** Went 1-for-6 with walk and sacrifice bunt. **vs. Vanderbilt (5/23):** Was 2-for-3 with a hit-by-pitch. **vs. LSU (5/24):** Singled for is lone hit in three at-bats. **NCAA Starkville Regional (5/31-6/2):** Started all three games at third base. **Southern (5/31):** Laid down a sacrifice bunt to move the eventual game-winning runs into scoring position in the seventh inning. **Central Michigan (6/1):** Singled for his lone hit in the third inning. **Miami (Fla.) (6/2):** Walked and scored a run in the eighth inning.

Gilbert's Single-Game Career Highs

At-Bats	6	Twice; Last vs. LSU, 5/22/18	Total Bases	6	Twice; Last vs. Ole Miss, 4/24/18
Runs	3	Twice; Last at Ole Miss, 5/12/19	Walks	2	Three Times; Last at Ole Miss, 5/11/19
Hits	3	Four Times; Last South Carolina, 5/18/19	Strikeouts	3	at Southern Miss, 2/16/18
RBIs	4	Alcorn State, 3/20/18	Stolen Bases	---	
Doubles	2	vs. Nicholls State, 2/24/18			
Triples	---				
Home Runs	1	Seven Times; Last Louisiana Tech, 5/14/19			

Gilbert's Career Statistics

	Avg	GP-GS	AB	R	H	2B	3B	HR	RBI	TB	SLG%	BB	HBP	SO	GDP	OB%	SF	SH	SB-ATT	PO	A	E	FLD%
2018	.254	41-31	114	18	29	9	0	2	18	44	.386	15	0	37	3	.341	0	1	0-0	276	29	3	.990
2019	.308	50-30	117	21	36	6	0	5	16	57	.487	19	5	29	4	.426	0	4	0-0	41	42	6	.933
Career	.281	91-61	231	39	65	15	0	7	34	101	.437	34	5	66	7	.385	0	5	0-0	317	71	9	.977

2019 Game-by-Game

Opponent (Date)	AB	R	H	RBI	BB
YOUNGSTOWN STATE (F15)			-DNP-		
YOUNGSTOWN STATE (F16)			-DNP-		
YOUNGSTOWN STATE (F16)	1	--	--	--	--
UAB (F20)			-DNP-		
SOUTHERN MISS (F22)			-DNP-		
SOUTHERN MISS (F23) *	4	--	2	--	--
SOUTHERN MISS (F24)	--	--	--	--	--
JACKSON STATE (F26) *	3	2	2	1	1
SOUTHEASTERN LOUISIANA (F27) *	2	--	1	--	1
vs. Sam Houston State (Mr1)	1	--	--	--	--
vs. Texas Tech (Mr2)	1	--	--	--	--
EAST CAROLINA (Mr5)			-DNP-		
ARKANSAS-PINE BLUFF (Mr6) *	3	1	2	3	1
MAINE (Mr8)	1	--	--	--	--
MAINE (Mr8)	1	--	--	--	--
MAINE (Mr10)	3	--	1	--	--
GRAMBLING (Mr13)	2	--	1	--	--
at Florida (Mr15)			-DNP-		
at Florida (Mr16)			-DNP-		
at Florida (Mr16)	3	--	1	--	--
LITTLE ROCK (Mr19)	1	--	--	--	1
at Samford (Mr20)	1	--	1	--	1
AUBURN (Mr22)	1	--	--	--	--
AUBURN (Mr23)	2	--	--	--	--
AUBURN (Mr24)			-DNP-		
MISSISSIPPI VALLEY STATE (Mr26) *	2	--	--	--	--
LSU (Mr28)			-DNP-		
LSU (Mr29)			-DNP-		
LSU (Mr30)	1	--	--	--	--
ULM (A3)	2	--	--	--	1
at Tennessee (A5)	1	--	--	--	1
at Tennessee (A6) *	2	--	1	--	1
at Tennessee (A7) *	2	--	--	1	1
SOUTH ALABAMA (A10)			-DNP-		
ALABAMA (A12)			-DNP-		
ALABAMA (A13) *	3	2	1	1	1
ALABAMA (A14) *	3	2	2	1	1
TEXAS SOUTHERN (A16) *	3	--	--	--	--
at Arkansas (A18)	--	--	--	--	--
at Arkansas (A19)	--	--	--	--	--
at Arkansas (A20)	2	--	--	--	--
vs. Ole Miss (A23) *	3	1	1	--	1
GEORGIA (A26) *	3	2	1	--	1
GEORGIA (A27)	1	--	--	--	--
GEORGIA (A28)	1	--	--	--	--
at Texas A&M (My3) *	4	--	1	--	--
at Texas A&M-1 (My4) *	2	--	--	--	--
at Texas A&M-2 (My4) *	3	--	2	--	--
MEMPHIS (My8) *	4	1	2	3	--
at Ole Miss (My10) *	2	--	--	--	1
at Ole Miss (My11) *	--	1	--	--	2
at Ole Miss (My12) *	4	3	2	1	1
LOUISIANA TECH (My14) *	4	1	2	3	--
SOUTH CAROLINA (My16) *	3	2	2	--	--
SOUTH CAROLINA (My17) *	4	1	--	--	--
SOUTH CAROLINA (My18) *	5	1	3	2	--
vs. LSU (My22) *	6	--	1	--	1
vs. Vanderbilt (My23) *	3	--	2	--	--
vs. LSU (My24) *	3	--	1	--	--
SOUTHERN (My31) *	4	--	--	--	--
CENTRAL MICHIGAN (Jun1) *	4	--	1	--	--
MIAMI (Jun2) *	3	1	--	--	1

* - Denotes Game Started



*- Denotes Game Started | (W)in, (L)oss, H(old), (S)ave, (B)lown Save



2019 Biography

Awards: Named to Frisco Classic All-Tournament Team...Honored as SEC Player of the Week March 18.

Season: Started 55 games, with 52 in right field and three at designated hitter...Tallied seven consecutive multi-hit games between March 8-16.

Youngstown State (2/15-16): Picked up five hits, five RBIs and two extra base hits in the three-game series...Scored a run in all three games...Homered and drove in three runs in the season opener...Tallied three hits – including a double - and plated two RBIs in middle game of the series...Walked, stole a base, scored and drove in one RBI in the finale. **UAB (2/20):** Reached base once via hit-by-pitch. **Southern Miss (2/22-24):** Started all three games...Picked up two hits – including a double – and drove in two RBIs in series finale. **Jackson State (2/26):** Doubled, walked twice and scored a run. **Southeastern Louisiana (2/27):** Drove in one RBI on a sacrifice fly...Also came around to score after a hit-by-pitch. **Frisco Classic (3/1-2):** Tallied a hit in each of the two games. vs. *Sam Houston State (3/1):* Went 1-for-4 with an RBI double...Scored one run. vs. *Texas Tech (3/2):* Grabbed one hit and two walks...Also scored a run. **ECU (3/5):** Walked and drove in two runs...Had an RBI single and a sacrifice fly. **Arkansas-Pine Bluff (3/6):** Reached base three times and scored all three times...Posted an RBI single. **Maine (3/8-10):** Tallied two hits and a run scored in each game of the three-game set...Doubled and scored in the series opener...Went 2-for-3 in the middle game...Added one walk and one stolen base...Had the game-winning RBI single in the series finale. **Grambling (3/13):** Collected five RBIs via a sacrifice fly and a grand slam. **at Florida (3/15-16):** Collected seven hits over the weekend and a multi-hit game in each contest...Doubled and drove in a pair of RBIs in the opener...Homered in game two. **Little Rock (3/19):** Walked twice, scored twice and singled. **Auburn (3/22-24):** Started all three games in right field...Reached base in all three games...Walked and scored a run in the series opener...Doubled, walked twice and scored two runs in the middle game of the series...Reached base three times in the series finale...Scored three runs and drove in one RBI with a sacrifice fly in the finale. **Mississippi Valley State (3/26):** Went 1-for-4 with a walk...Drove in three RBIs and scored one run...Stole one base...Plated two runs with an RBI single...Added one RBI on a sacrifice fly. **LSU (3/28-30):** Started all three games in right field...Had one hit in each game...Reached base three times in the series opener with a home run, walk and hit-by-pitch...Walked in the first, was hit by a pitch in the third inning and hit a solo home run to lead off the fifth inning...Scored twice and plated one RBI in the opener...Singled to plate an RBI in the middle game of the series...Singled for his lone hit in the series finale. **ULM (4/3):** Went 2-for-4 in a start...Also walked and was hit by a pitch...Drove in two runs and scored three times...Plated the first run of the game with an RBI single in the first inning...Singled and scored in the fourth...Was hit by a pitch and scored in the sixth. **at Tennessee (4/5-7):** Started all three games in right field...Reached base eight times in the series with five hits and three walks...Went 2-for-3 with two walks in the series opener...Drove in the first run of the game with a first-inning double...Scored the first run of the 11th inning on a wild pitch...Reached base twice in the middle game of the series...Walked in the first inning...Singled and scored the lone run of the game in the fourth...Singled and doubled in the series finale...Plated an RBI and came around to score on a fourth-inning base hit. **Alabama (4/12/14):** Started all three games in right field and collected hits in each game...Singled twice in the series opener...Drove in an RBI with a seventh-inning base hit...Reached base twice in the middle game of the series...Walked in the fourth inning...Hit a two-run home run in the seventh inning...Doubled and walked in the series finale...Plated one RBI with a second-inning double, eventually coming around to score...Walked and scored in the seventh. **Texas Southern (4/16):** Posted a 2-for-4 night at the plate with one RBI and one run scored...Doubled to drive in the first run of the game in the first inning...Added an eighth-inning single and came around to score. **at Arkansas (4/18-20):** Started all three games in right field...Hit a ninth-inning solo home run in the series opener for his lone hit...Drew a bases loaded walk in the middle game of the series to collect an RBI. **vs. Ole Miss (4/23):** Started at designated hitter...Singled and scored a run in the sixth inning. **Georgia (4/26-28):** Started all three games in right field...Walked and scored a run in the middle game of the series...Reached base once - via walk - in the series finale. **at Texas A&M (5/3-4):** Started all three games in right field...Reached base three times in the series opener...Was hit by a pitch in the fourth and came around to score the first run of the game...Also single and walked in the opener...Singled for his lone hit in the series finale. **Memphis (5/8):** Posted a pair of hits and drove in three RBIs in the start...Plated the first run of the game for MSU with an RBI ground out...Doubled and scored a run in the fifth...Drove in the game-winning runs with a two-RBI double in the eighth inning. **at Ole Miss (5/10-12):** Started all three games in right field...Left the series finale due to injury...Doubled and scored a run in the fourth inning of the middle game in the series...Doubled in his lone at bat of the series finale. **NCAA Starkville Regional (5/31-6/2):** Started all three games, with two coming at designated hitter and one in right field. *Southern (5/31):* Reached base twice without a hit...Walked in the third inning...Was hit by a pitch in the sixth inning. *Central Michigan (6/1):* Doubled to drive in the first two RBIs of the game in the first inning.

MacNamee's Single-Game Career Highs

At-Bats	6	at Kentucky, 5/13/18	Total Bases	9	Vanderbilt, 6/8/18
Runs	3	Seven Times; Last ULM, 4/3/19	Walks	3	Twice; Last at Samford, 3/20/19
Hits	3	11 Times; Last at Florida, 3/16/19	Strikeouts	3	Four Times; Last Arkansas, 4/20/18
RBIs	6	Florida, 5/19/18	Stolen Bases	2	Mississippi Valley State, 3/26/19
Doubles	2	Four Times; Last Memphis, 5/8/19			
Triples	1	Auburn, 4/28/17			
Home Runs	2	Vanderbilt, 6/8/18			

MacNamee's Career Statistics

	Avg	GP-GS	AB	R	H	2B	3B	HR	RBI	TB	SLG%	BB	HBP	SO	GDP	OB%	SF	SH	SB-ATT	PO	A	E	FLD%
2017	.267	57-48	180	22	48	6	1	2	22	62	.344	11	3	51	3	.315	3	3	4-6	53	0	0	1.000
2018	.309	53-46	188	40	58	11	0	8	42	93	.495	13	9	49	4	.377	2	2	1-2	95	1	1	.990
2019	.289	55-55	197	47	57	18	0	6	47	93	.472	33	8	31	3	.403	5	0	4-7	71	4	2	.974
Career	.288	165-149	565	109	163	35	1	16	111	248	.439	57	20	131	10	.368	10	5	9-15	219	5	3	.987

2019 Game-by-Game

Opponent (Date)	AB	R	H	RBI	BB
YOUNGSTOWN STATE (F15) *	4	1	2	3	--
YOUNGSTOWN STATE (F16) *	4	1	3	2	1
YOUNGSTOWN STATE (F16) *	4	1	--	1	1
UAB (F20) *	3	--	--	--	--
SOUTHERN MISS (F22) *	4	--	--	--	--
SOUTHERN MISS (F23) *	4	--	--	--	1
SOUTHERN MISS (F24) *	3	--	2	2	1
JACKSON STATE (F26) *	2	1	1	--	2
SOUTHEASTERN LOUISIANA (F27) *	2	1	1	--	2
vs. Sam Houston State (Mr1) *	4	1	1	1	--
vs. Texas Tech (Mr2) *	2	1	1	--	2
EAST CAROLINA (Mr5) *	2	1	1	2	1
ARKANSAS-PINE BLUFF (Mr6) *	4	3	1	1	1
MAINE (Mr8) *	4	1	2	--	--
MAINE (Mr8) *	3	1	2	--	1
MAINE (Mr10) *	5	1	2	1	--
GRAMBLING (Mr13) *	3	2	2	5	--
at Florida (Mr15) *	5	1	2	2	--
at Florida (Mr16) *	5	2	3	1	--
at Florida (Mr16) *	4	--	2	--	--
LITTLE ROCK (Mr19) *	3	2	1	1	2
at Samford (Mr20) *	1	1	--	--	3
AUBURN (Mr22) *	4	1	--	--	1
AUBURN (Mr23) *	3	2	1	--	2
AUBURN (Mr24) *	4	3	2	1	1
MISSISSIPPI VALLEY STATE (Mr26) *	4	1	1	3	1
LSU (Mr28) *	2	2	1	1	1
LSU (Mr29) *	4	--	1	1	--
LSU (Mr30) *	4	--	1	--	--
ULM (A3) *	4	3	2	2	1
at Tennessee (A5) *	3	1	2	2	2
at Tennessee (A6) *	3	1	1	--	1
at Tennessee (A7) *	5	1	2	1	--
SOUTH ALABAMA (A10) *	4	--	--	--	--
ALABAMA (A12) *	4	--	2	1	--
ALABAMA (A13) *	4	1	1	2	1
ALABAMA (A14) *	4	2	1	1	1
TEXAS SOUTHERN (A16) *	4	1	2	1	--
at Arkansas (A18) *	4	1	1	1	--
at Arkansas (A19) *	3	--	--	1	1
at Arkansas (A20) *	3	--	--	--	--
vs. Ole Miss (A23) *	4	1	1	--	--
GEORGIA (A26) *	5	--	--	--	--
GEORGIA (A27) *	4	1	--	--	1
GEORGIA (A28) *	3	--	--	--	1
at Texas A&M (My3) *	2	1	--	--	1
at Texas A&M-1 (My4) *	3	--	--	--	--
at Texas A&M-2 (My4) *	4	--	1	--	--
MEMPHIS (My8) *	5	1	2	3	--
at Ole Miss (My10) *	4	--	--	--	--
at Ole Miss (My11) *	5	1	1	--	--
at Ole Miss (My12) *	1	--	1	--	--
LOUISIANA TECH (My14)				-DNP-	
SOUTH CAROLINA (My16)				-DNP-	
SOUTH CAROLINA (My17)				-DNP-	
SOUTH CAROLINA (My18)				-DNP-	
vs. LSU (My22)				-DNP-	
vs. Vanderbilt (My23)				-DNP-	
vs. LSU (My24)				-DNP-	
SOUTHERN (My31) *	3	--	--	1	1
CENTRAL MICHIGAN (Jun1) *	5	--	1	2	--
MIAMI (Jun2) *	4	--	--	--	--

* - Denotes Game Started

41 | Colby White

RHP | R/R | 6-0 | 190 | Jr.
Foxworth, Miss.

Major: Business Administration





2019 Biography

Career Notes & Records

Draft: Chosen in the 6th round of the 2019 MLB First Year Player Draft by the Tampa Bay Rays.

2019 Season

Season: Appeared in 25 games, all in relief...Struck out three batters on opening day versus Youngstown State (2/15) in his MSU debut.

Youngstown State (2/15-16): Made his Diamond Dawg debut with three strikeouts in a scoreless inning during the season opener. **Southern Miss (2/23):** Closed out the game with a scoreless ninth...Struck out one. **Southeastern Louisiana (2/23):** Sat down three batters via strikeout one inning of work. **Frisco Classic (3/1-2):** vs. *Texas Tech* (3/2): Pitched a perfect eighth inning to preserve two-run lead...Struck out two to post a hold. **ECU (3/5):** Earned a hold after tossing a perfect eighth inning...Struck out one. **Maine (3/8-10):** Threw one inning with one strikeout in the middle game of the series and in the series finale. **at Samford (3/20):** Struck out two in a scoreless inning pitched. **Auburn (3/22-24):** Appeared in the series opener...Threw one inning and allowed two runs on three hits to take the loss...Struck out two and didn't walk a batter. **Mississippi Valley State (3/26):** Tossed one inning to collect a hold...Struck out one. **LSU (3/28-30):** Appeared in the series finale...Threw one-third of an inning and allowed three runs - two earned - on one hit...Walked one and struck out one. **ULM (4/3):** Stuck out all three batters he faced in a clean inning of relief. **at Tennessee (4/5-7):** Appeared in the middle game of the series...Threw 1 1/3 scoreless innings...Allowed one hit and struck out two. **Alabama (4/12/14):** Appeared in the series opener and series finale...Threw a pair of scoreless innings...Walked one and struck out one in one inning of work the series opener...Tossed a scoreless inning with a hit and walk allowed in the series finale...Struck out one. **Texas Southern (4/16):** Picked up the win after working a clean eighth inning...Struck out one. **at Arkansas (4/18-20):** Threw one scoreless inning in the series finale...Didn't allow a hit, walked one and struck out three. **vs. Ole Miss (4/23):** Threw one scoreless inning...Allowed one hit and struck out two. **Georgia (4/26-28):** Appeared in the final two games of the series...Threw a clean ninth inning in the middle game of the series...Struck out all three batters he faced...Allowed four runs on three hits and one walk in the series finale...Struck out two in one inning of work. **at Ole Miss (5/10-12):** Threw one inning of relief in the middle game of the series...Struck out all three batters he faced. **South Carolina (5/16-18):** Threw a scoreless inning in the middle game of the series...Walked one and struck out two. **NCAA Starkville Regional (5/31-6/2):** Appeared in two games in relief. *Central Michigan* (6/1): Walked one and struck out two in a scoreless inning of work. *Miami (Fla.)* (6/2): Allowed one hit and struck out two in a scoreless inning of work.

White's Single-Game Career Highs

Innings Pitched	1.1	at Tennessee, 4/6/19	Wild Pitches	1	Alabama, 4/12/19
Fewest Hits	0	14 Times; Last Central Michigan, 6/1/19	Hit-by-Pitch	1	East Carolina, 3/5/19
Fewest Runs	0	21 Times; Last Miami, 6/2/19	Total Pitches	31	Georgia, 3/28/19
Fewest Earned Runs	0	21 Times; Last Miami, 6/2/19			
Walks	1	Seven Times; Last Central Michigan, 6/1/19			
Strikeouts	3	Six Times; Last at Ole Miss, 5/11/19			

White's Career Statistics

	ERA	W-L	App	GS	CG	SHO/CBO	SV	IP	H	R	ER	BB	SO	2B	3B	HR	BF	BAA	WP	HBP	BK	SFA	SHA
2019	3.28	3-1	25	0	0	0/2	0	24.2	16	10	9	7	45	3	0	2	97	.180	1	1	0	0	0
Career	3.28	3-1	25	0	0	0/2	0	24.2	16	10	9	7	45	3	0	2	97	.180	1	1	0	0	0

2019 Game-by-Game

Opponent (Date)	Dec.	IP	H	R (ER)	BB	K
YOUNGSTOWN STATE (F15)	--	1.0	1	-- (--)	--	3
YOUNGSTOWN STATE (F16)		-DNP-				
YOUNGSTOWN STATE (F16)		-DNP-				
UAB (F20)		-DNP-				
SOUTHERN MISS (F22)		-DNP-				
SOUTHERN MISS (F23)	--	1.0	--	-- (--)	--	1
SOUTHERN MISS (F24)		-DNP-				
JACKSON STATE (F26)		-DNP-				
SOUTHEASTERN LOUISIANA (F27)	--	1.0	1	-- (--)	--	3
vs. Sam Houston State (Mr1)		-DNP-				
vs. Texas Tech (Mr2)	H	1.0	--	-- (--)	--	2
EAST CAROLINA (Mr5)	H	1.0	--	-- (--)	--	1
ARKANSAS-PINE BLUFF (Mr6)		-DNP-				
MAINE (Mr8)		-DNP-				
MAINE (Mr8)	--	1.0	--	-- (--)	--	1
MAINE (Mr10)	W	1.0	--	-- (--)	--	1
GRAMBLING (Mr13)		-DNP-				
at Florida (Mr15)	H	1.0	2	1 (1)	--	--
at Florida (Mr16)		-DNP-				
at Florida (Mr16)		-DNP-				
LITTLE ROCK (Mr19)		-DNP-				
at Samford (Mr20)	H	1.0	1	-- (--)	--	2
AUBURN (Mr22)	L	1.0	3	2 (2)	--	2
AUBURN (Mr23)		-DNP-				
AUBURN (Mr24)		-DNP-				
MISSISSIPPI VALLEY STATE (Mr26)	H	1.0	--	-- (--)	--	1
LSU (Mr28)		-DNP-				
LSU (Mr29)		-DNP-				
LSU (Mr30)	--	0.1	1	3 (2)	1	1
ULM (A3)	--	1.0	--	-- (--)	--	3
at Tennessee (A5)		-DNP-				
at Tennessee (A6)	--	1.1	1	-- (--)	--	2
at Tennessee (A7)		-DNP-				
SOUTH ALABAMA (A10)		-DNP-				
ALABAMA (A12)	--	1.0	--	-- (--)	1	1
ALABAMA (A13)		-DNP-				
ALABAMA (A14)	--	1.0	1	-- (--)	1	1
TEXAS SOUTHERN (A16)	W	1.0	--	-- (--)	--	1
at Arkansas (A18)		-DNP-				
at Arkansas (A19)		-DNP-				
at Arkansas (A20)	--	1.0	--	-- (--)	1	3
vs. Ole Miss (A23)	--	1.0	1	-- (--)	--	2
GEORGIA (A26)		-DNP-				
GEORGIA (A27)	--	1.0	--	-- (--)	--	3
GEORGIA (A28)	--	1.0	3	4 (4)	1	2
at Texas A&M (My3)		-DNP-				
at Texas A&M-1 (My4)		-DNP-				
at Texas A&M-2 (My4)		-DNP-				
MEMPHIS (My8)		-DNP-				
at Ole Miss (My10)		-DNP-				
at Ole Miss (My11)	--	1.0	--	-- (--)	--	3
at Ole Miss (My12)		-DNP-				
LOUISIANA TECH (My14)		-DNP-				
SOUTH CAROLINA (My16)		-DNP-				
SOUTH CAROLINA (My17)	W	1.0	--	-- (--)	1	2
SOUTH CAROLINA (My18)		-DNP-				
vs. LSU (My22)		-DNP-				
vs. Vanderbilt (My23)		-DNP-				
vs. LSU (My24)		-DNP-				
SOUTHERN (My31)		-DNP-				
CENTRAL MICHIGAN (Jun1)	ND	1.0	--	-- (--)	1	2
MIAMI (Jun2)	ND	1.0	1	-- (--)	--	2

* - Denotes Game Started | (W)in, (L)oss, H(old), (S)ave, (B)lowdown Save

44 | Ethan Small

LHP | L/L | 6-3 | 214 | R-Jr.

Lexington, Tenn.

Major: Kinesiology





2019 Biography

Career Notes & Records

Draft: Chosen in the 26th round of the 2018 MLB First Year Player Draft by the Arizona Diamondbacks...Selected in the 1st round of the 2019 Major League Baseball First Year Player Draft with the 28th overall pick by the Milwaukee Brewers...Is the 15th Mississippi State baseball student-athlete and firth in the last seven years to be taken in the first round...Is the fourth MSU left-handed pitcher to be selected in the first round of the MLB Draft.

Career: Ranks No. 3 in career strikeouts at Mississippi State (302), trailing only **Eric DuBose** (428; 1995-97) and **Jeff Brantley** (364; 1982-85).

Season: Is one of 24 Mississippi State pitchers to own a 100-strikeout season...One of just six MSU pitchers to register multiple 100-strikeout seasons, joining **Jeff Brantley** (1984, 85), **Eric DuBose** (1995, 96, 97), **Matt Ginter** (1998, 99), **Konnor Pilkington** (2017, 18) and **B.J. Wallace** (1991, 92). **2019:** Sits No. 2 on the single-season strikeout charts with 160, which is No. 9 all-time in SEC history. **2018:** Ranks No. 8 on the single-season strikeouts charts (122).

2019 Season

Awards: Selected to the NCAA Starkville Regional All-Tournament Team at pitcher...Selected a first-team All-American by Collegiate Baseball Newspaper...Named a finalist for the National Baseball Foundation's National Pitcher of the Year Award, the first MSU pitcher to ever garner finalist recognition for the award...Named SEC Pitcher of the Year, joining **Chris Stratton** (2012) as the only MSU pitchers to earn the honor...Tabbed first-team All-SEC...Earned his first-career SEC Pitcher of the Week honor after throwing seven no-hit innings at No. 15 Texas A&M to post the victory in the series opener...It was the first SEC Pitcher of the Week for Mississippi State since 2016, when **Dakota Hudson** won the award three times...Named to Collegiate Baseball Newspaper National Player of the Week Honor Roll four times (2/25, 3/18, 4/15, 5/6).

Season: Started 16 games, with 14 coming in series opening games...Owns 11 double-digit strikeout performances in 2019...Has allowed two-or-fewer runs 15 of 16 starts in 2019...Went 80 plate appearances to start the season without issuing a walk...Struck out his 100th batter of the season in the third inning of his 10th start of the season at Arkansas (4/18) to become the sixth MSU pitcher to post multiple 100-strikeout seasons.

Youngstown State (2/15-16): Tossed five innings and allowed two runs in a no decision...Struck out 11 batters. **Southern Miss (2/22-24):** Struck out 13 and allowed one hit in seven innings of work in a no decision. **Frisco Classic (3/1-2):** vs. *Sam Houston State* (3/1): Threw six innings and allowed two runs on seven hits...Collected six strikeouts in a no decision. **Maine (3/8-10):** Allowed an unearned run and struck out 10 in six innings of work...Collected his first win of the season...Walked two batters. **at Florida (3/15-16):** Started game one...Lasted six innings...Struck out 11 batters...Only allowed one run on two hits and three walks. **Auburn (3/22-24):** Threw six innings in a start...Allowed two runs on three hits in a no decision...Walked three and struck out seven. **LSU (3/28-30):** Started and picked up the win in the series opener...Threw five innings and allowed two runs on three hits...Walked four and struck out 10. **at Tennessee (4/5-7):** Scattered seven hits over seven innings of two-run work in a start on Friday night...Struck out 11 batters and didn't issue a walk...Hit one batter. **Alabama (4/12/14):** Made the start in the series opener and recorded 15 of his 18 outs via strikeout...Scattered three hits and three walks...Struck out the side in four of his six innings of work...Recorded at least one strikeout in all six innings pitched to earn the win. **at Arkansas (4/18-20):** Threw six innings in a series-opening start...Allowed three runs on five hits in a loss...Walked one and struck out nine. **Georgia (4/26-28):** Earned the win with six innings of work in the series opener...Allowed two runs - one earned - on two hits...Walked one and struck out 11. **at Texas A&M (5/3-4):** Held Texas A&M hitless in the seven innings during the series opener to earn the win...Lost a perfect game with one out in the seventh inning with a hit-by-pitch...Walked one and struck out eight. **at Ole Miss (5/10-12):** Threw five scoreless innings before coming out of the game following a 30-minute fog delay...Allowed three hits, walked one and struck out 10. **South Carolina (5/16-18):** Allowed two runs on three hits in five innings of work...Walked three and struck out seven to earn the win. **SEC Tournament (5/22-24):** vs. *Vanderbilt* (5/23): Allowed one run on three hits in seven innings and took the loss in a 1-0 game...Walked two and struck out 11. **NCAA Starkville Regional (5/31-6/2):** Made the start in the winner's bracket game on day two of the regional. *Central Michigan* (6/1): Allowed two runs on five hits over six innings of work to collect the win...Struck out 10 and walked three.

Small's Single-Game Career Highs

Innings Pitched	8.0	at LSU, 3/30/18	Wild Pitches	2	Twice; Last Vanderbilt, 3/17/18
Fewest Hits	0	Eight Times; Last at Texas A&M, 5/3/19	Hit-by-Pitch	2	Texas A&M, 4/15/16
Fewest Runs	0	15 Times; Last at Ole Miss, 5/10/19	Total Pitches	114	at Tennessee, 4/5/19
Fewest Earned Runs	0	17 Times; Last at Ole Miss, 5/10/19			
Walks	5	at Alabama, 5/5/18			
Strikeouts	15	Alabama, 4/12/19			

Small's Career Statistics

	ERA	W-L	App	GS	CG	SHO/CBO	SV	IP	H	R	ER	BB	SO	2B	3B	HR	BF	BAA	WP	HBP	BK	SFA	SHA
2016	13.06	1-0	15	0	0	0/2	0	10.1	11	15	15	10	20	1	0	1	56	.256	2	2	0	0	1
2018	3.20	5-4	18	18	0	0/1	0	101.1	93	40	36	33	122	18	0	8	427	.239	8	2	3	2	1
2019	1.88	9-2	16	16	0	0/3	0	96.0	53	22	20	27	160	13	1	7	371	.160	3	8	0	0	5
Career	3.08	15-6	49	34	0	0/6	0	207.2	157	77	71	70	302	32	1	16	854	.206	13	12	3	2	7

2019 Game-by-Game

Opponent (Date)	Dec.	IP	H	R (ER)	BB	K
YOUNGSTOWN STATE (F15) *	--	5.0	3	2 (2)	--	11
YOUNGSTOWN STATE (F16)				-DNP-		
YOUNGSTOWN STATE (F16)				-DNP-		
UAB (F20)				-DNP-		
SOUTHERN MISS (F22) *	--	7.0	1	-- (-)	--	13
SOUTHERN MISS (F23)				-DNP-		
SOUTHERN MISS (F24)				-DNP-		
JACKSON STATE (F26)				-DNP-		
SOUTHEASTERN LOUISIANA (F27)				-DNP-		
vs. Sam Houston State (Mr1) *	--	6.0	7	2 (2)	--	6
vs. Texas Tech (Mr2)				-DNP-		
EAST CAROLINA (Mr5)				-DNP-		
ARKANSAS-PINE BLUFF (Mr6)				-DNP-		
MAINE (Mr8) *	W	6.0	3	1 (-)	2	10
MAINE (Mr8)				-DNP-		
MAINE (Mr10)				-DNP-		
GRAMBLING (Mr13)				-DNP-		
at Florida (Mr15)	W	6.0	2	1 (1)	3	11
at Florida (Mr16)				-DNP-		
at Florida (Mr16)				-DNP-		
LITTLE ROCK (Mr19)				-DNP-		
at Samford (Mr20)				-DNP-		
AUBURN (Mr22) *	--	6.0	3	2 (2)	3	7
AUBURN (Mr23)				-DNP-		
AUBURN (Mr24)				-DNP-		
MISSISSIPPI VALLEY STATE (Mr26)				-DNP-		
LSU (Mr28) *	W	5.0	3	2 (2)	4	10
LSU (Mr29)				-DNP-		
LSU (Mr30)				-DNP-		
ULM (A3)				-DNP-		
at Tennessee (A5) *	--	7.0	7	2 (2)	--	11
at Tennessee (A6)				-DNP-		
at Tennessee (A7)				-DNP-		
SOUTH ALABAMA (A10)				-DNP-		
ALABAMA (A12) *	W	6.0	3	-- (-)	3	15
ALABAMA (A13)				-DNP-		
ALABAMA (A14)				-DNP-		
TEXAS SOUTHERN (A16)				-DNP-		
at Arkansas (A18) *	L	6.0	5	3 (3)	1	9
at Arkansas (A19)				-DNP-		
at Arkansas (A20)				-DNP-		
vs. Ole Miss (A23)				-DNP-		
GEORGIA (A26) *	W	6.0	2	2 (1)	1	11
GEORGIA (A27)				-DNP-		
GEORGIA (A28)				-DNP-		
at Texas A&M (My3) *	W	7.0	--	-- (-)	1	8
at Texas A&M-1 (My4)				-DNP-		
at Texas A&M-2 (My4)				-DNP-		
MEMPHIS (My8)				-DNP-		
at Ole Miss (My10) *	W	5.0	3	-- (-)	1	10
at Ole Miss (My11)				-DNP-		
at Ole Miss (My12)				-DNP-		
LOUISIANA TECH (My14)				-DNP-		
SOUTH CAROLINA (My16) *	W	5.0	3	2 (2)	3	7
SOUTH CAROLINA (My17)				-DNP-		
SOUTH CAROLINA (My18)				-DNP-		
vs. LSU (My22)				-DNP-		
vs. Vanderbilt (My23) *	L	7.0	3	1 (1)	2	11
vs. LSU (My24)				-DNP-		
SOUTHERN (My31)				-DNP-		
CENTRAL MICHIGAN (Jun1) *	W	6.0	5	2 (2)	3	10
MIAMI (Jun2)				-DNP-		

* - Denotes Game Started | (W)in, (L)oss, H(old), (S)ave, (B)lown Save



46 | Trysten Barlow

LHP | L/L | 6-1 | 215 | R-Jr.
Halls, Tenn.

Major: Interdisciplinary Studies



2019 Game-by-Game

Opponent (Date)	Dec.	IP	H	R (ER)	BB	K
YOUNGSTOWN STATE (F15)			-DNP-			
YOUNGSTOWN STATE (F16)			-DNP-			
YOUNGSTOWN STATE (F16)	--	1.0	2	-- (--)	--	2
UAB (F20)			-DNP-			
SOUTHERN MISS (F22)	L	1.0	1	1 (1)	1	1
SOUTHERN MISS (F23)			-DNP-			
SOUTHERN MISS (F24)	--	1.1	--	-- (--)	--	1
JACKSON STATE (F26)			-DNP-			
SOUTHEASTERN LOUISIANA (F27)			-DNP-			
vs. Sam Houston State (Mr1)	W	0.1	--	-- (--)	--	1
vs. Texas Tech (Mr2)			-DNP-			
EAST CAROLINA (Mr5)	H	1.0	1	-- (--)	--	3
ARKANSAS-PINE BLUFF (Mr6)			-DNP-			
MAINE (Mr8)			-DNP-			
MAINE (Mr8)			-DNP-			
MAINE (Mr10)	--	1.1	2	-- (--)	--	3
GRAMBLING (Mr13)			-DNP-			
at Florida (Mr15)			-DNP-			
at Florida (Mr16)			-DNP-			
at Florida (Mr16)	--	1.1	1	-- (--)	--	--
LITTLE ROCK (Mr19)			-DNP-			
at Samford (Mr20)	H	1.0	--	-- (--)	--	1
AUBURN (Mr22)	H	0.1	--	-- (--)	--	1
AUBURN (Mr23)			-DNP-			
AUBURN (Mr24)	--	1.0	1	1 (--)	--	2
MISSISSIPPI VALLEY STATE (Mr26)			-DNP-			
LSU (Mr28)	--	1.1	1	-- (--)	--	3
LSU (Mr29)			-DNP-			
LSU (Mr30)	--	1.2	1	-- (--)	--	3
ULM (A3)			-DNP-			
at Tennessee (A5)	W	1.0	--	-- (--)	--	--
at Tennessee (A6)			-DNP-			
at Tennessee (A7)	--	2.0	3	2 (2)	--	2
SOUTH ALABAMA (A10)			-DNP-			
ALABAMA (A12)			-DNP-			
ALABAMA (A13)	--	1.1	1	-- (--)	--	1
ALABAMA (A14)			-DNP-			
TEXAS SOUTHERN (A16)	--	0.1	--	-- (--)	--	--
at Arkansas (A18)			-DNP-			
at Arkansas (A19)			-DNP-			
at Arkansas (A20)	--	0.1	2	6 (6)	2	--
vs. Ole Miss (A23)	W	1.1	1	-- (--)	--	2
GEORGIA (A26)			-DNP-			
GEORGIA (A27)	--	1.0	--	-- (--)	2	1
GEORGIA (A28)	--	--	--	-- (--)	2	--
at Texas A&M (My3)			-DNP-			
at Texas A&M-1 (My4)			-DNP-			
at Texas A&M-2 (My4)			-DNP-			
MEMPHIS (My8)	--	1.0	1	2 (2)	2	3
at Ole Miss (My10)			-DNP-			
at Ole Miss (My11)	--	0.1	--	-- (--)	--	1
at Ole Miss (My12)			-DNP-			
LOUISIANA TECH (My14)			-DNP-			
SOUTH CAROLINA (My16)			-DNP-			
SOUTH CAROLINA (My17)			-DNP-			
SOUTH CAROLINA (My18)	--	0.1	--	-- (--)	--	1
vs. LSU (My22)	--	0.2	--	-- (--)	1	--
vs. Vanderbilt (My23)			-DNP-			
vs. LSU (My24)	--	0.1	1	2 (2)	1	--
SOUTHERN (My31)			-DNP-			
CENTRAL MICHIGAN (Jun1)			-DNP-			
MIAMI (Jun2)	ND	1.0	--	-- (--)	1	--

* - Denotes Game Started | (W)in, (L)oss, H(ol)d, (S)ave, (B)low'n Save

2019 Biography

Career Notes & Records

Draft: Chosen in the 16th round of the 2019 MLB First Year Player Draft by the Colorado Rockies.

2019 Season

Season: Appeared in 27 games, all in relief...Earned his first career win after striking out the only batter he faced versus Sam Houston State (3/2).

Youngstown State (2/15-16): Struck out two batters in a scoreless inning of work **Southern Miss (2/22-24):** Pitched in games one and three of the series... Allowed the lone run in the series opener to take the loss...Pitched 1 1/3 scoreless innings in the series finale. **Frisco Classic (3/1-2): vs. Sam Houston State (3/1):** Earned the win after striking out only batter he faced to end the eighth inning. **ECU (3/5):** Struck out the side in the seventh...Allowed one hit in the eighth inning for an inning-plus of scoreless work. **Maine (3/8-10):** Threw 1 1/3 innings...Allowed no runs on two hits and struck out three batters. **at Florida (3/15-16):** Pitched a scoreless 1 1/3 innings in the finale. **Auburn (3/22-24):** Appeared in the series opener and series finale...Struck out the only batter he faced to earn a hold in the series opener...Allowed one unearned run on one hit in one inning of work in the series finale...Struck out two and hit one batter. **LSU (3/28-30):** Appeared in two games...Tossed 1 1/3 innings in the series opener...Allowed one hit and struck out three...Threw 1 2/3 innings scoreless in the series finale... Allowed one hit and struck out three. **at Tennessee (4/5-7):** Appeared in two games, both in relief...Threw three innings in the series...Tossed a clean inning in the series opener to earn the win...Allowed two runs on three hits in the series finale...Struck out two and didn't walk a batter. **Alabama (4/12/14):** Threw 1 1/3 innings scoreless in the middle game of the series...Allowed one hit and struck out one. **Texas Southern (4/16):** Retired the only batter he faced for the final out of the game. **at Arkansas (4/18-20):** Threw one-third of an inning and allowed six runs on six hits...Issued two walks and gave up two hits. **vs. Ole Miss (4/23):** Threw 1 1/3 innings scoreless...Allowed one hit and struck out two to earn the victory. **Georgia (4/26-28):** Appeared in the final two games of the series...Walked two in a scoreless inning in the middle game of the series...Struck out one...Walked two and didn't record an out in the series finale. **Memphis (5/8):** Allowed two runs on one hit in one inning of work...Walked two and struck out three. **at Ole Miss (5/10-12):** Struck out the only batter he faced in the fifth inning...Allowed an inherited runner to score on a wild pitch. **Louisiana Tech (5/14):** Allowed one run on one hits in one-third on an inning of relief work. **South Carolina (5/16-18):** Struck out the only batter he faced in the series finale. **SEC Tournament (5/22-24):** Appeared in two games in relief. **vs. LSU (5/22):** Tossed two-thirds of an inning...Walked one. **vs. LSU (5/24):** Allowed two runs in one-third of an inning...Walked one and allowed one hit. **NCAA Starkville Regional (5/31-6/2):** Appeared in one game in relief. **Miami (Fla.) (6/2):** Walked one in one inning of work.

Barlow's Single-Game Career Highs

Innings Pitched	2.1	at Southern Miss, 2/17/18	Wild Pitches	2	Kentucky, 4/7/17
Fewest Hits	0	24 Times; Last Miami, 6/2/19	Hit-by-Pitch	1	Seven Times; Last at Arkansas, 4/20/19
Fewest Runs	0	38 Times; Last Miami, 6/2/19	Total Pitches	30	Twice; Last at Tennessee, 4/7/19
Fewest Earned Runs	0	39 Times; Last Miami, 6/2/19			
Walks	3	Three Times; Last Texas Southern, 3/21/18			
Strikeouts	3	Seven Times; Last Memphis, 5/8/19			

Barlow's Career Statistics

	ERA	W-L	App	GS	CG	SHO/CBO	SV	IP	H	R	ER	BB	SO	2B	3B	HR	BF	BAA	WP	HBP	BK	SFA	SHA
2017	5.23	0-2	26	0	0	0/1	0	20.2	16	13	12	25	28	1	1	3	102	.225	5	2	0	1	3
2018	13.50	0-0	4	0	0	0/0	0	2.2	3	4	4	4	3	0	0	0	16	.273	0	1	0	0	0
2019	5.25	3-1	27	0	0	0/1	0	24.0	20	15	14	12	32	3	0	2	111	.225	3	6	0	2	2
Career	5.70	3-3	57	0	0	0/2	0	47.1	39	32	30	41	63	4	1	5	229	.228	8	9	0	3	5



55 | Spencer Price

RHP | R/R | 6-2 | 228 | R-Jr.
Olive Branch, Miss.

Major: Kinesiology



2019 Biography

Career Notes & Records

Career: Ranks tied for No. 9 on the career saves chart (14) with teammate **Cole Gordon** (2016-present) and **Aaron Weatherford** (2006-08).

Season: 2017: Ranks No. 2 on the single season saves charts (14)...Sits tied for No. 10 on the single season appearances charts (31) with teammate **Riley Self** (2017) and **Caleb Reed** (2012).

2019 Season

Season: Made 12 appearances, all in relief...Pitched a scoreless inning of relief against Youngstown State (2/16) in first appearance since 2017.

Youngstown State (2/15-16): Made first appearance since June 11, 2017 in relief...Struck out two in a scoreless inning of work. **Jackson State (2/26):** Allowed one unearned run on one hit...Threw one inning. **Arkansas-Pine Bluff (3/6):** Worked a scoreless inning...Issued a pair of walks. **Grambling (3/13):** Struck out two and allowed one hit in a scoreless ninth inning. **at Florida (3/15-16):** Pitched a scoreless inning in game three. **Auburn (3/22-24):** Allowed three runs on two hits in the series finale without recording an out. **Mississippi Valley State (3/26):** Threw a scoreless ninth inning...Struck out one. **LSU (3/28-30):** Appeared in the middle game of the series...Threw 1 1/3 scoreless innings and didn't allow a hit. **Georgia (4/26-28):** Appeared in the series opener and allowed one run on two hits...Also walked one batter. **South Carolina (5/16-18):** Threw a hitless, scoreless inning in the series opener...Walked one. **SEC Tournament (5/22-24):** vs. **LSU (5/24):** Threw 1 1/3 innings and allowed just one hit...Struck out one.

2019 Game-by-Game

Opponent (Date)	Dec.	IP	H	R (ER)	BB	K
YOUNGSTOWN STATE (F15)			---			
YOUNGSTOWN STATE (F16)	--	1.0	1	-- (-)	1	2
YOUNGSTOWN STATE (F16)			---			
UAB (F20)			---			
SOUTHERN MISS (F22)			---			
SOUTHERN MISS (F23)			---			
SOUTHERN MISS (F24)			---			
JACKSON STATE (F26)	--	1.0	1	1 (-)	--	2
SOUTHEASTERN LOUISIANA (F27)			---			
vs. Sam Houston State (Mr1)			---			
vs. Texas Tech (Mr2)			---			
EAST CAROLINA (Mr5)			---			
ARKANSAS-PINE BLUFF (Mr6)	H	1.0	--	-- (-)	2	--
MAINE (Mr8)			---			
MAINE (Mr8)			---			
MAINE (Mr10)			---			
GRAMBLING (Mr13)	--	1.0	1	-- (-)	--	2
at Florida (Mr15)			-DNP-			
at Florida (Mr16)			-DNP-			
at Florida (Mr16)	--	1.0	--	-- (-)	--	1
LITTLE ROCK (Mr19)			-DNP-			
at Samford (Mr20)	--	1.0	2	-- (-)	1	2
AUBURN (Mr22)			-DNP-			
AUBURN (Mr23)			-DNP-			
AUBURN (Mr24)	--	0.0	2	3 (3)	1	--
MISSISSIPPI VALLEY STATE (Mr26)	--	1.0	--	-- (-)	--	1
LSU (Mr28)			-DNP-			
LSU (Mr29)	--	1.1	--	-- (-)	--	--
LSU (Mr30)			-DNP-			
ULM (A3)			-DNP-			
at Tennessee (A5)			-DNP-			
at Tennessee (A6)			-DNP-			
at Tennessee (A7)			-DNP-			
SOUTH ALABAMA (A10)			-DNP-			
ALABAMA (A12)			-DNP-			
ALABAMA (A13)			-DNP-			
ALABAMA (A14)			-DNP-			
TEXAS SOUTHERN (A16)			-DNP-			
at Arkansas (A18)			-DNP-			
at Arkansas (A19)			-DNP-			
at Arkansas (A20)			-DNP-			
vs. Ole Miss (A23)			-DNP-			
GEORGIA (A26)	--	1.0	2	1 (1)	1	--
GEORGIA (A27)			-DNP-			
GEORGIA (A28)			-DNP-			
at Texas A&M (My3)			-DNP-			
at Texas A&M-1 (My4)			-DNP-			
at Texas A&M-2 (My4)			-DNP-			
MEMPHIS (My8)			-DNP-			
at Ole Miss (My10)			-DNP-			
at Ole Miss (My11)			-DNP-			
at Ole Miss (My12)			-DNP-			
LOUISIANA TECH (My14)			-DNP-			
SOUTH CAROLINA (My16)	--	1.0	--	-- (-)	1	--
SOUTH CAROLINA (My17)			-DNP-			
SOUTH CAROLINA (My18)			-DNP-			
vs. LSU (My22)			-DNP-			
vs. Vanderbilt (My23)			-DNP-			
vs. LSU (My24)	--	1.1	1	-- (-)	--	1
SOUTHERN (My31)			-DNP-			
CENTRAL MICHIGAN (Jun1)			-DNP-			
MIAMI (Jun2)			-DNP-			

* - Denotes Game Started | (W)in, (L)oss, H(old), (S)ave, (B)low Save

Price's Single-Game Career Highs

Innings Pitched	3.0	at Southern Miss, 6/5/17
Fewest Hits	0	18 Times; Last South Carolina, 5/16/19
Fewest Runs	0	31 Times; Last vs. LSU, 5/22/19
Fewest Earned Runs	0	33 Times; Last vs. LSU, 5/22/19
Walks	3	Twice; Last LSU, 5/20/17
Strikeouts	5	Marist, 2/25/17

Wild Pitches	1	Five Times; Last Jackson State, 2/26/19
Hit-by-Pitch	1	Three Times; Last Mississippi Valley State, 3/26/19
Total Pitches	53	LSU, 5/20/17

Price's Career Statistics


	ERA	W-L	App	GS	CG	SHO/CBO	SV	IP	H	R	ER	BB	SO	2B	3B	HR	BF	BAA	WP	HBP	BK	SFA	SHA
2017	2.91	4-1	31	0	0	0/2	14	34.0	24	13	11	19	40	3	1	2	148	.197	4	2	0	0	5
2019	3.09	0-0	12	0	0	0/0	0	11.2	10	5	4	7	11	2	0	1	53	.227	1	1	0	0	1
Career	2.96	4-1	43	0	0	0/2	14	45.2	34	18	15	26	51	5	1	3	201	.205	5	3	0	0	6



Media Roster



2 | Gunner Halter
IF | R/R | Jr.
Overland Park, Kan.



3 | JT Ginn
RHP/IF | R/R | Fr.
Brandon, Miss.



4 | Rowdey Jordan
IF/OF | S/R | So.
Auburn, Ala.



5 | Tanner Allen
IF/OF | L/R | So.
Theodore, Ala.



6 | Brandon Smith
RHP/IF | R/R | Fr.
Richland, Miss.



8 | Dustin Skelton
C | R/R | Jr.
Olive Branch, Miss.



10 | Josh Hatcher
IF/OF | L/L | So.
Albany, Ga.



11 | Jordan Westburg
IF | R/R | So.
New Braunfels, Texas



12 | Hayden Jones
C | L/R | Fr.
Huntersville, Ind.



13 | Peyton Plumlee
RHP | R/R | Sr.
Olive Branch, Miss.



14 | Riley Self
RHP | R/R | Jr.
Coldwater, Miss.



15 | Jake Mangum
OF | S/L | Sr.
Pearl, Miss.



16 | Jack Eagan
LHP | L/L | R-Jr.
Wautoma, Wis.



17 | Justin Foscue
IF | R/R | So.
Huntsville, Ala.



18 | Keegan James
RHP | R/R | R-Jr.
Southaven, Miss.



19 | Jared Liebelt
RHP | R/R | Sr.
Aurora, Ill.



20 | Luke Hancock
C | L/R | Fr.
Houston, Miss.



23 | Tucker Childers
C/IF | L/R | Jr.
Ripley, Miss.



24 | Cole Gordon
RHP | R/R | Grad.
Tampa, Fla.



27 | Bryce Brock
LHP/OF | L/L | Fr.
Hernando, Miss.



28 | Christian MacLeod
LHP | L/L | Fr.
Huntsville, Ala.



31 | Benjamin Bell
OF | L/R | Fr.
Madison, Miss.



32 | Landon Jordan
IF | L/R | Fr.
Poplarville, Miss.



33 | Brad Cumbest
OF | R/R | Fr.
Hurley, Miss.



34 | Marshall Gilbert
C | R/R | Sr.
Kenosha, Wis.



35 | Basiel Williams
OF | S/R | Fr.
Hammond, La.



36 | Hunter Blalock
OF | R/R | Fr.
Madison, Miss.



37 | Eric Cerantola
RHP | R/R | Fr.
Oakville, Ontario



38 | JP Elkins
RHP | R/R | So.
Ridgeland, Miss.



39 | Tyler Spring
RHP | R/R | R-Jr.
Wiggins, Miss.




40 | Elijah MacNamee
OF | R/R | Sr.
Cypress, Texas




41 | Colby White
RHP | R/R | Jr.
Foxworth, Miss.



43 | Kale Breaux
LHP | R/L | R-Jr.
Sulphur, La.



44 | Ethan Small
LHP | L/L | R-Jr.
Lexington, Tenn.



46 | Trysten Barlow
LHP | L/L | R-Jr.
Halls, Tenn.



55 | Spencer Price
RHP | R/R | R-Jr.
Olive Branch, Miss.



22 | Chris Lemonis
Head Coach
First Season



22 | Jake Gautreau
Assistant Coach
Second Season



42 | Scott Foxhall
Assistant Coach
First Season



0 | Kyle Cheesebrough
Assistant Coach
First Season