



129 SEASONS
37 NCAA TOURNAMENT APPEARANCES
14 MLB FIRST ROUND DRAFT PICKS
11 SEC CHAMPIONSHIPS
10 COLLEGE WORLD SERIES APPEARANCES
7 SEC TOURNAMENT TITLES



COLLEGE WORLD SERIES



NOTES

2019 Schedule & Results

February		(8-1)
15	YOUNGSTOWN STATE	SECN+ W, 14-3
16	YOUNGSTOWN STATE-1	SECN+ W, 14-2
	YOUNGSTOWN STATE-2	SECN+ W, 8-0
20	UAB	SECN+ W, 3-2
22	#21 SOUTHERN MISS	SECN+ L, 0-1 (10 Inn.)
23	#21 SOUTHERN MISS	SECN+ W, 8-1
24	#21 SOUTHERN MISS	SECN+ W, 4-3
26	JACKSON STATE	SECN+ W, 17-4
27	SOUTHEASTERN LOUISIANA	SECN+ W, 12-0
March		(16-4)
<i>Frisco Classic (Frisco, Texas)</i>		
1	vs. Sam Houston State	FloLive.tv W, 5-4
2	vs. #8 Texas Tech	FloLive.tv W, 4-2
3	vs. Nebraska	FloLive.tv Canceled
5	ECU	SECN+ W, 4-1
6	ARKANSAS-PINE BLUFF	SECN+ W, 14-1
8	MAINE-1	SECN+ W, 9-2
	MAINE-2	SECN+ W, 5-1
10	MAINE	SECN+ W, 9-8
13	GRAMBLING	SECN+ W, 18-1
15	at #4 Florida *	SECN+ W, 6-5
16	at #4 Florida-1 *	SEC Network W, 10-4
	at #4 Florida-2 *	SEC+ L, 2-4
19	LITTLE ROCK	SECN+ W, 15-4
20	at Samford	ESPN3/ESPN+ W, 6-4
22	#16 AUBURN *	SECN+ L, 5-6
23	#16 AUBURN *	SECN+ W, 15-2
24	#16 AUBURN *	SECN+ W, 20-15
26	MISSISSIPPI VALLEY STATE	SECN+ W, 18-5
28	#17 LSU *	ESPNU W, 6-5
29	#17 LSU *	SEC NETWORK L, 5-10
30	#17 LSU *	SECN+ L, 2-11
April		(12-4)
3	ULM	SECN+ W, 21-8
5	at Tennessee *	SECN+ W, 6-3 (11 Inn.)
6	at Tennessee *	SECN+ L, 1-2
7	at Tennessee *	SECN+ W, 7-5
10	SOUTH ALABAMA	SECN+ W, 7-5
12	ALABAMA *	SECN+ W, 6-0
13	ALABAMA *	SECN+ W, 9-1
14	ALABAMA *	SEC NETWORK W, 13-3
16	TEXAS SOUTHERN	SECN+ W, 5-1
18	at #10 Arkansas *	ESPNU L, 3-5
19	at #10 Arkansas *	SECN+ L, 5-12
20	at #10 Arkansas *	SECN+ L, 2-10
<i>Governor's Cup (Pearl, Miss.)</i>		
23	vs. #23 Ole Miss	---
26	#3 GEORGIA *	SECN+ W, 19-3
27	#3 GEORGIA *	SEC NETWORK W, 9-3
28	#3 GEORGIA *	SECN+ W, 6-5
May		(10-4)
3	at #15 Texas A&M *	SECN+ W, 4-0
4	at #15 Texas A&M *	SEC Network L, 1-0 (7 Inn.)
	at #15 Texas A&M *	SECN+ W, 4-3 (7 Inn.)
8	MEMPHIS	SECN+ W, 10-9
10	at #11 Ole Miss *	SECN+ W, 2-0
11	at #11 Ole Miss *	SECN+ W, 8-5
12	at #11 Ole Miss *	ESPN2 W, 11-5
14	LOUISIANA TECH	SECN+ W, 7-3
16	SOUTH CAROLINA *	SECN+ W, 24-7
17	SOUTH CAROLINA *	SECN+ W, 11-2
18	SOUTH CAROLINA *	SECN+ L, 8-10
<i>SEC Tournament (Hoover, Ala.)</i>		
22	vs. #16 LSU	SEC Network W, 6-5 (17 Inn.)
23	vs. #2 Vanderbilt	SEC Network L, 0-1
24	vs. #16 LSU	SEC Network L, 2-12
<i>NCAA Starkville Regional (Starkville, Miss.)</i>		
31	SOUTHERN	SEC Network W, 11-6
June		
<i>NCAA Starkville Regional (Starkville, Miss.)</i>		
1	Central Michigan	SECN+ W, 7-2
2	#19 Miami (Fla.)	SEC Network W, 5-2
<i>NCAA Starkville Super Regional (Starkville, Miss.)</i>		
8	#3 Stanford	ESPN2 W, 5-2
9	#3 Stanford	ESPNU W, 8-1
Rankings from Baseball America All times central and subject to change		
HOME GAMES IN BOLD CAPS * - Southeastern Conference game		

Mississippi State

Record (SEC): 51-13 (20-10)
H/A/N: 37-5 / 10-6 / 4-2
Rankings: Baseball America - 5, CBN - 3
D1Baseball - 3, NCBWA - 3
Perfect Game - 4, USA Today - 4

Head Coach: Chris Lemonis
Record at MSU (Yrs.): 51-13 (1st)
Career Record (Yrs): 192-104-2 (5th)

Batting Average: .317
Runs Per-Game: 8.1
Hits Per-Game: 11.3
Slugging Percentage: .478

ERA: 3.47
K's/BB Ratio: 3.15/1
Batting Average Against: .225

First Year of Baseball: 1885 (129th season)
Program Record: 2,691-1,574-29 (.627)

Auburn

Record (SEC): 38-26 (14-16)
H/A/N: 22-10 / 14-13 / 2-3
Rankings: Baseball America - NR, CBN - 7
D1Baseball - NR, NCBWA - 15
Perfect Game - NR, USA Today - NR

Head Coach: Butch Thompson
Record at AU (Yrs.): 141-108 (4th)
Career Record (Yrs): Same

Batting Average: .265
Runs Per-Game: 5.9
Hits Per-Game: 9.1
Slugging Percentage: .387

ERA: 4.49
K's/BB Ratio: 2.17/1
Batting Average Against: .260

Follow Along

Location: Omaha, Neb.
Stadium: TD Ameritrade Park
First Pitch: 6:30 p.m. CT
TV: ESPN2
Karl Ravech (pbp), Kyle Peterson (analyst)
Eduardo Perez (analyst), Kris Budden (reporter)
Internet Stream: ESPN.com/Watch
Radio: MSU Radio Network
(100.9 FM locally)
Audio Stream: HailState.com/plus

The First Pitch

What's Inside

- Redshirt-junior **Ethan Small** was tabbed National Pitcher of the Year by the College Baseball Foundation, becoming the first MSU student-athlete to win the award from the organization.
MORE ON PAGE 13
- Mississippi State is making its 11th appearance at the College World Series after defeating Stanford in the NCAA Starkville Super Regional.
MORE ON PAGE 6, 8 & 9
- Earlier this season, Mississippi State and Auburn played an epic series that saw a late-inning rally in game one and 35 total runs from MSU in the final two games.
MORE ON PAGE 18
- Head coach **Chris Lemonis** became the winningest first-year head coach in Southeastern Conference history versus South Carolina with his 45th win of the year, passing LSU's *Smoke Laval* (44, 2002).
MORE ON PAGE 20
- The trio of redshirt-junior **Ethan Small**, senior **Jake Mangum** and sophomore **Justin Foscue** all earned All-America honors from Baseball America, marking the most in a single year for MSU by the publication.
MORE ON PAGE 22
- Senior **Jake Mangum** already owns the Mississippi State and Southeastern Conference record for career hits, and at the NCAA Starkville Regional became the fourth SEC student-athlete with back-to-back 100-hit campaigns.
MORE ON PAGE 14-16

- Freshman **JT Ginn** owns two National Freshman of the Year honors, while becoming the 36th Freshman All-American in Mississippi State history.
MORE ON PAGE 22
- The Diamond Dawgs lead the NCAA in doubles and are No. 2 in hits entering the College World Series, while ranking No. 5 in runs scored.
MORE ON PAGE 18 & 42
- Mississippi State will meet Auburn for the 204th time overall and first in the NCAA postseason in its opening game of the College World Series, owning a 109-93-1 record versus the Tigers.
MORE ON PAGE 11
- Senior **Jake Mangum**, sophomore **Tanner Allen**, sophomore **Justin Foscue** and sophomore **Jordan Westburg** each own 20-plus doubles, marking just the first time in school history four Bulldogs have 20-plus doubles in a single season.
MORE ON PAGE 18
- Of the 13 losses in 2019 for the Diamond Dawgs, five of them have come in one-run games, with four of those against ranked opponents.
- Redshirt-junior **Ethan Small** and freshman **JT Ginn** posted just the fourth season in program history with multiple 100-strikeout pitchers.
MORE ON PAGE 12 & 19
- Mississippi State won a 17-inning tilt with LSU to open its stay at the SEC Tournament, marking the longest game in program history.
MORE ON PAGE 19

What's Inside

P2	Roster & Quick Facts	P14-16	Mangum's Mastery	P26-27	All-SEC Awards/SEC History
P3	Head coach Chris Lemonis	14-15	Mangum's Record Watch	P28-29	The Last Time...
P4-9	NCAA Tournament History	16	Big Innings/Comeback Wins	28	Home Run Tracker
4	2019 NCAA Tournament Bracket	P17	'Penning It Down/Reliever Record Watch	29	Exit Velocities
5	College World Series Bracket	P18-21	News & Notes	P30	Dudy Noble Field
6-7	NCAA Tournament History	18	Multi Games/Streaks	P31-42	Statistics
8	CWS Tidbits	19	Pitching Potables	42	MSU in the National Rankings
9	CWS Line Scores	20	New Dude Attendance	P43	Bullpen Production Chart
P10	Mississippi State When.../How It Was Won	20-21	Team Record Watch	P44-75	Player Bio Pages
P11	Inside The Series/National Polls	P22	All-America/2019 MLB Draft	P76-121	News Clippings
P12-13	Nothing "Small" About It	P23-25	Honor System/Honors Tracker	P122	Media Roster
		25	Specialty Statistics		



2019 Roster

Numerical

#	Name	Pos.	B/T	Ht.	Wt.	Yr.	Hometown/High School (Previous School)
2	Gunner Halter	IF	R/R	6-3	180	Jr.	Overland Park, Kan./Blue Valley (Seminole State (Okla.) College)
3	JT Ginn	RHP/IF	R/R	6-2	192	Fr.	Brandon, Miss./Brandon
4	Rowdey Jordan	IF/OF	S/R	5-10	171	So.	Auburn, Ala./Auburn
5	Tanner Allen	IF/OF	L/R	5-11	184	So.	Theodore, Ala./UMS- Wright Prep
6	Brandon Smith	RHP/IF	R/R	6-3	180	Fr.	Richland, Miss./Richland
8	Dustin Skelton	C	R/R	6-0	202	Jr.	Olive Branch, Miss./Magnolia Heights School
10	Josh Hatcher	IF/OF	L/L	6-2	175	So.	Albany, Ga./Lee County
11	Jordan Westburg	IF	R/R	6-3	191	So.	New Braunfels, Texas/New Braunfels
12	Hayden Jones	C	L/R	6-0	185	Fr.	Huntersville, Ind./Carroll
13	Peyton Plumlee	RHP	R/R	6-3	201	Sr.	Olive Branch, Miss./Lewisburg (Northwest Mississippi C.C.)
14	Riley Self	RHP	R/R	6-4	241	Jr.	Coldwater, Miss./Magnolia Heights School
15	Jake Mangum	OF	S/L	6-1	179	Sr.	Pearl, Miss./Jackson Prep
16	Jack Eagan	LHP	L/L	6-3	235	Jr.	Wautoma, Wis./Wautoma (Madison C.C.)
17	Justin Foscoe	IF	R/R	6-0	201	So.	Huntsville, Ala./Virgil Grissom
18	Keegan James	RHP	R/R	6-2	214	R-Jr.	Southaven, Miss./DeSoto Central
19	Jared Liebelt	RHP	R/R	6-0	169	Sr.	Aurora, Ill./West Aurora (Waubensee C.C.)
20	Luke Hancock	C	L/R	5-11	170	Fr.	Houston, Miss./Houston
23	Tucker Childers	C/IF	L/R	6-3	235	Jr.	Ripley, Miss./Ripley (Northeast Mississippi C.C.)
24	Cole Gordon	RHP/DH	L/R	6-5	244	Gr.	Tampa, Fla./Steinbrenner
27	Bryce Brock	LHP/OF	L/L	6-0	165	Fr.	Hernando, Miss./Lewisburg
28	Christian MacLeod	LHP	L/L	6-3	215	Fr.	Huntsville, Ala./Huntsville
31	Benjamin Bell	OF	L/R	5-9	180	Fr.	Madison, Miss./Germantown
32	Landon Jordan	IF	L/R	6-0	180	Fr.	Poplarville, Miss./Hancock
33	Brad Cumbest	OF	R/R	6-5	245	Fr.	Hurley, Miss./East Central
34	Marshall Gilbert	C	R/R	6-0	203	Sr.	Kenosha, Wis./Westosha Central (John A. Logan C.C.)
35	Basiel Williams	OF	S/R	6-3	180	Fr.	Hammond, La./Ponchatoula
36	Hunter Blalock	OF	R/R	6-5	195	Fr.	Madison, Miss./Madison Central
37	Eric Cerantola	RHP	R/R	6-5	195	Fr.	Oakville, Ontario/Ecole Secondaire Catholique Sainte-Trinite
38	JP Elkins	RHP	R/R	6-1	190	So.	Ridgeland, Miss./Ridgeland (Hinds C.C.)
39	Tyler Spring	RHP	R/R	6-4	202	R-Jr.	Wiggins, Miss./Stone (Jones County C.C.)
40	Elijah MacNamee	OF	R/R	6-3	198	Sr.	Cypress, Texas/Cypress Ranch (Blinn C.C.)
41	Colby White	RHP	R/R	6-0	190	Jr.	Foxworth, Miss./West Marion (Pearl River C.C.)
43	Kale Breaux	LHP	R/L	5-11	193	R-Jr.	Sulphur, La./Sulphur
44	Ethan Small	LHP	L/L	6-3	214	R-Jr.	Lexington, Tenn./Lexington
46	Trysten Barlow	LHP	L/L	6-1	215	R-Jr.	Halls, Tenn./Dyer County
55	Spencer Price	RHP	R/R	6-2	228	R-Jr.	Olive Branch, Miss./DeSoto Central (Meridian C.C.)

22 Chris Lemonis - Head Coach (First Season at Mississippi State, Fifth Overall; The Citadel, 1992)

21 Jake Gautreau - Assistant Coach (Second Season; Tulane, 2011)

42 Scott Foxhall - Assistant Coach (First Season; College of Charleston, 2004)

0 Kyle Cheesebrough - Volunteer Assistant Coach (First Season; Louisville, 2010)

Roger Rodeheaver - Coordinator of Operations (First Season; Indiana, 2010)

Tyler Younger - Coordinator of Player Development (First Season; Methodist College, 2013)

Seth Diters - Strength and Conditioning Coach (First Season; Springfield College, 2008)

Jason Wire - Associate Athletic Trainer (Ninth Season; St. Cloud State, 2006)

Alphabetical

#	Name	Pos.	B/T	Ht.	Wt.	Yr.
5	Tanner Allen	IF/OF	L/R	5-11	184	So.
46	Trysten Barlow	LHP	L/L	6-1	215	R-Jr.
31	Benjamin Bell	OF	L/R	5-9	180	Fr.
36	Hunter Blalock	OF	R/R	6-5	195	Fr.
43	Kale Breaux	LHP	R/L	5-11	193	R-Jr.
27	Bryce Brock	LHP/OF	L/L	6-0	165	Fr.
0	Kyle Cheesebrough	Assistant Coach				
37	Eric Cerantola	RHP	R/R	6-5	195	Fr.
23	Tucker Childers	C/IF	L/R	6-3	235	Jr.
33	Brad Cumbest	OF	R/R	6-5	245	Fr.
16	Jack Eagan	LHP	L/L	6-3	235	Jr.
38	JP Elkins	RHP	R/R	6-1	190	So.
17	Justin Foscoe	IF	R/R	6-0	201	So.
42	Scott Foxhall	Assistant Coach				
21	Jake Gautreau	Assistant Coach				
34	Marshall Gilbert	C	R/R	6-0	203	Sr.
3	JT Ginn	RHP/IF	R/R	6-2	192	Fr.
24	Cole Gordon	RHP/DH	L/R	6-5	244	Gr.
2	Gunner Halter	IF	R/R	6-3	180	Jr.
20	Luke Hancock	C	L/R	5-11	170	Fr.
10	Josh Hatcher	IF/OF	L/L	6-2	175	So.
18	Keegan James	RHP	R/R	6-2	214	R-Jr.
12	Hayden Jones	C	L/R	6-0	185	Fr.
4	Rowdey Jordan	IF/OF	S/R	5-10	171	So.
32	Landon Jordan	IF	L/R	6-0	180	Fr.
22	Chris Lemonis	Head Coach				
19	Jared Liebelt	RHP	R/R	6-0	169	Sr.
28	Christian MacLeod	LHP	L/L	6-3	215	Fr.
40	Elijah MacNamee	OF	R/R	6-3	198	Sr.
15	Jake Mangum	OF	S/L	6-1	179	Sr.
13	Peyton Plumlee	RHP	R/R	6-3	201	Sr.
55	Spencer Price	RHP	R/R	6-2	228	R-Jr.
14	Riley Self	RHP	R/R	6-4	241	Jr.
8	Dustin Skelton	C	R/R	6-0	202	Jr.
44	Ethan Small	LHP	L/L	6-3	214	R-Jr.
6	Brandon Smith	RHP/IF	R/R	6-3	180	Fr.
39	Tyler Spring	RHP	R/R	6-4	202	R-Jr.
11	Jordan Westburg	IF	R/R	6-3	191	So.
41	Colby White	RHP	R/R	6-0	190	Jr.
35	Basiel Williams	OF	S/R	6-3	180	Fr.

Program Quick Facts

School Information

Location	Starkville, Mississippi
Founded	1878
Enrollment	22,201
President	Dr. Mark E. Keenum
Faculty Representative	Dr. Steven Turner
Director of Athletics	John Cohen
Twitter	@JohnCohenAD
Affiliation	NCAA Division I
Conference	Southeastern - Western Division
Nickname	Bulldogs
Colors	Maroon and White
Athletic Department Phone	(662) 325-2532
Ticket Office Phone	(662) 325-2600

Stadium

Name	Dudy Noble Field, Polk-DeMent Stadium
Capacity	15,000+
Field Dimensions	Left-330, Left Center-385, Center-400, Right Center-380, Right-305
Press Box Phone	(662) 325-3776

2018 Team Information

Overall Record (SEC; Finish)	39-29 (15-15; T3rd in West)
Home/Away/Neutral	16-7/10-17/13-5
Postseason	College World Series
Lettermen Returning/Lost	18/11
Position Starters Returning/Lost (120+ ABs)	8/2
Pitchers Returning/Lost (Min. 5 app.)	5/7
Newcomers	17 (11 Freshmen, 6 Transfers)

Program Information

First Year of Baseball	1885 (129th season)
First Year in SEC	1933 (Charter Member)
All-Time Record (Win %)	2,691-1,574-29 (.629)
All-Time SEC Record (Win %)	958-822-3 (.538)
SEC Championships (Last)	11 (2016)
SEC Tournament Championships (Last)	7 (2012)
NCAA Tournaments (Last)	38 (2019)
NCAA Super Regionals (Last)	9 (2019)
College World Series (Last)	11 (2019)

Pronunciation Guide

Trysten Barlow	TRIS-ten
Hunter Blalock	BLAY-lock
Kale Breaux	BRO
Eric Cerantola	Sare-an-TOE-la
Jack Eagan	E-ginn (hard G)
Justin Foscoe	Foss-Q
Jake Gautreau	Go-tro (both long O)
Rowdey Jordan	Rouw-D
Chris Lemonis	LUH-moan-iss
Jared Liebelt	LEE-belt
Christian MacLeod	Mc-CLOUD
Elijah MacNamee	Mac-NUH-me
Basiel Williams	Basil (like the spice)



When Chris Lemonis stepped to the podium on June 25, 2018 at Dudy Noble Field to become the 18th head baseball coach in Mississippi State's storied history, a journey of nearly 40 years came full circle. The son of a 1973 State graduate, Lemonis resided in Starkville as a child and now returned to lead one of the perennial powerhouses in college baseball.

One of the top recruiters and player development coaches in the country, Lemonis has seen success at every coaching stop. After helping his alma mater, The Citadel, to five NCAA Regional appearances in 12 seasons as an assistant coach, Lemonis joined college teammate Dan McDonnell's staff at Louisville and quickly turned the Cardinals into a consistent Omaha contender. After helping Louisville to seven postseason berths in eight years, the 2013 American Baseball Coaches Association/Baseball America Assistant Coach of the Year headed to Indiana University to take his first head coaching job in 2015.

In his first season at the helm of Indiana, the Hoosiers found themselves in the NCAA Tournament and, after finishing third in the Big Ten standings during his second season, Lemonis became the first coach in program history to take IU to back-to-back NCAA Tournaments in years three and four. The 2018 Hoosiers took the No. 2 seed into the NCAA Austin Regional, falling in the regional final to eventual College World Series participant Texas. Three of IU's eight appearances in the NCAA Tournament came under Lemonis' watch.

Overall, Lemonis enters his 25th season as a collegiate coach in 2019, making three College World Series appearances as a coach, earning 15 NCAA tournament berths and aiding in three 50-win seasons. His pupils have earned 25 All-America honors, 12 Freshman All-America laurels and 65 have signed professional baseball contracts, with 14 getting the call up to Major League Baseball.

Owning a head coaching record of 141-91-2, Lemonis was also a part of nearly 800 wins as an assistant coach. During his time at Indiana, Lemonis' teams averaged 35.3 wins per season, including a 40-win campaign during his final season in Bloomington. He averaged 39.2 victories per year during his career in an assistant role, bolstered by a 44.9 wins-per-season average at Louisville. The Cardinals were college baseball's winningest program during that eight-year span.

Lemonis' 15 postseason appearances have spanned all three of his coaching stops, with five coming as an assistant at The Citadel, seven during his assistant coaching tenure at Louisville and three as the head coach at Indiana. The Cardinals advanced to the Super Regionals on four occasions, punching a ticket to Omaha three times.

Along with his success on the field, Lemonis has always held academics to the highest standard, as well. In his final season at Indiana, a program-record 16 baseball student-athletes were named to the Big Ten Spring Academic Honor Roll, while 26 Cardinal baseball student-athletes earned ACC Honor Roll selections during his final season in Louisville. Already at Mississippi State, Lemonis has shown his dedication to his student-athletes in the classroom, as the program posted a 3.04 GPA during the fall semester.

Lemonis not only understands what it takes to get to Omaha as a coach but also as a player. A 1992 graduate of The Citadel, Lemonis added a 1990 appearance in the College World Series as a student-athlete. The appearance makes the Bulldogs one of just three school in Southern Conference history (Duke, Wake Forest) and only current member of the conference to advance to Omaha.

A two-time All-Southern Conference honoree, Lemonis led The Citadel in home runs three times. During his senior season, Lemonis led the Bulldogs with a .367 average, 19 doubles, 52 runs, 10 home runs and 66 RBIs. A member of the 1993 All-Southern Conference Tournament team, Lemonis ranks among the top 15 all-time at The Citadel in RBIs (152), home runs (23) and slugging percentage (.538).

Lemonis' father, Thomas, was a 1973 Mississippi State graduate in electrical engineering, with Chris living in Starkville as a newborn during his father's time at State.

A native of Myrtle Beach, S.C., Lemonis and his wife, Jill, have two daughters, Marissa and Mackenzie.

Personal

Hometown:	Myrtle Beach, S.C.
Wife:	Jill Lemonis
Children:	Marissa & Mackenzie Lemonis
College:	The Citadel, 1992

Coaching Career

2019-	Mississippi State Head Coach
2015-18	Indiana Head Coach
2007-14	Louisville Assistant Coach
2003-06	The Citadel Associate Head Coach
1995-2002	The Citadel Assistant Coach

Lemonis Year-by-Year

As a Head Coach

Yr.	School	Record	Postseason
2019	Mississippi State	51-13	SEC West Co-Champions College World Series
2018	Indiana	40-19	NCAA Regional
2017	Indiana	34-24-2	NCAA Regional
2016	Indiana	32-24	--
2015	Indiana	35-24	NCAA Regional
Totals	Four Seasons	192-104-2	4 NCAA Regionals 1 Super Regional 1 College World Series

As an Assistant Coach

Yr.	School	Record	Postseason
2014	Louisville	50-17	College World Series
2013	Louisville	51-14	College World Series
2012	Louisville	41-22	NCAA Regional
2011	Louisville	32-29	
2010	Louisville	50-14	NCAA Regional
2009	Louisville	47-18	NCAA Super Regional
2008	Louisville	41-21	NCAA Regional
2007	Louisville	47-24	College World Series
2006	The Citadel	34-27	
2005	The Citadel	25-34	
2004	The Citadel	39-28	NCAA Regional
2003	The Citadel	32-25	
2002	The Citadel	31-26	
2001	The Citadel	38-24	NCAA Regional
2000	The Citadel	39-20	
1999	The Citadel	41-20	NCAA Regional
1998	The Citadel	37-24	NCAA Regional
1997	The Citadel	37-21	
1996	The Citadel	33-26	
1995	The Citadel	39-21	NCAA Regional
Totals	20 Seasons	784-455	15 NCAA Regionals Four NCAA Super Regionals Three College World Series



2019 NCAA Tournament Bracket

Men's College World Series (CWS)
June 15-25/26
Omaha, Nebraska
Double Elimination
First-Round Pairings
Best-of-Three CWS Finals

Super Regionals
June 7-9 or June 8-10
Campus or Neutral Sites
Double Elimination
Best-of-Three Games

Regionals
May 31 - June 3
Campus or Neutral Sites
Double Elimination
First-Round Pairings

#1 *UCLA (47 - 8)	vs.	#4 Omaha (31 - 22 - 1)
#3 LMU (CA) (32 - 23)	vs.	#2 Baylor (34 - 17)
*UCLA (51-9) Regional Champion		
Michigan wins 2-1 Michigan, 3-2 UCLA, 5-4 Michigan, 4-2		
#1 *Oregon St. (36 - 18 - 1)	vs.	#4 Cincinnati (30 - 29)
#3 Michigan (41 - 18)	vs.	#2 Creighton (38 - 11)
Michigan Super Regional Champion		
#1 *Oklahoma St. (36 - 18)	vs.	#4 Harvard (27 - 14)
#3 Nebraska (31 - 22)	vs.	#2 UConn (36 - 23)
Oklahoma St. (39-19) Regional Champion		
Texas Tech wins 2-1 Texas Tech, 8-6 Oklahoma St., 6-5 Texas Tech, 8-6		
#1 *Texas Tech (39 - 17)	vs.	#4 Army West Point (35 - 24)
#3 Florida (33 - 24)	vs.	#2 DBU (41 - 18)
Texas Tech Super Regional Champion		
#1 *Arkansas (41 - 17)	vs.	#4 Central Conn. St. (30 - 21)
#3 TCU (32 - 26)	vs.	#2 California (32 - 18)
*Arkansas (44-17) Regional Champion		
Arkansas wins 2-1 Arkansas, 11-2 Ole Miss, 13-5 Arkansas, 14-1		
#1 *Ole Miss (37 - 25)	vs.	#4 Jacksonville St. (37 - 21)
#3 Clemson (34 - 24)	vs.	#2 Illinois (36 - 19)
Arkansas Super Regional Champion		
Ole Miss (40-25) Regional Champion		
#1 *LSU (37 - 24)	vs.	#4 Stony Brook (31 - 21)
#3 Southern Miss. (38 - 19)	vs.	#2 Arizona St. (37 - 17)
*LSU (40-24) Regional Champion		
Florida St. wins 2-0 Florida St., 6-4 Florida St., 5-4 (12)		
#1 *Georgia (44 - 15)	vs.	#4 Mercer (35 - 27)
#3 Florida St. (36 - 21)	vs.	#2 Fla. Atlantic (40 - 19)
Florida St. Super Regional Champion		

Men's College World Series (CWS)
June 15-25/26
Omaha, Nebraska
Double Elimination
First-Round Pairings
Best-of-Three CWS Finals

Super Regionals
June 7-9 or June 8-10
Campus or Neutral Sites
Double Elimination
Best-of-Three Games

Regionals
May 31 - June 3
Campus or Neutral Sites
Double Elimination
First-Round Pairings

#1 *Vanderbilt (49 - 10)	vs.	#4 Ohio St. (35 - 25)
#3 McNeese (35 - 24)	vs.	#2 Indiana St. (41 - 16)
*Vanderbilt (52-10) Regional Champion		
Vanderbilt wins 2-1 Duke, 18-5 Vanderbilt, 3-0 Vanderbilt, 13-2		
#1 *West Virginia (37 - 20)	vs.	#4 Fordham (38 - 22)
#3 Duke (31 - 25)	vs.	#2 Texas A&M (37 - 21 - 1)
Duke (34-25) Regional Champion		
Vanderbilt Super Regional Champion		
#1 *East Carolina (43 - 15)	vs.	#4 Quinnipiac (29 - 27)
#3 Campbell (35 - 19)	vs.	#2 NC State (42 - 17)
East Carolina (47-16) Regional Champion		
Louisville wins 2-0 Louisville, 14-1 Louisville, 12-0		
#1 *Louisville (43 - 15)	vs.	#4 UTC (29 - 21)
#3 Illinois St. (34 - 24)	vs.	#2 Indiana (36 - 21)
*Louisville (47-16) Regional Champion		
Louisville Super Regional Champion		
#1 *Mississippi St. (46 - 13)	vs.	#4 Southern U. (32 - 22)
#3 Central Mich. (46 - 12)	vs.	#2 Miami (FL) (39 - 18)
*Mississippi St. (49-13) Regional Champion		
Mississippi St. wins 2-0 Mississippi St., 6-2 Mississippi St., 8-1		
#1 *Stanford (41 - 11)	vs.	#4 Sacramento St. (39 - 23)
#3 Fresno St. (38 - 14 - 1)	vs.	#2 UC Santa Barbara (45 - 9)
Stanford (45-12) Regional Champion		
Mississippi St. Super Regional Champion		
#1 *North Carolina (42 - 17)	vs.	#4 UNCW (32 - 29)
#3 Liberty (42 - 19)	vs.	#2 Tennessee (38 - 19)
*North Carolina (45-17) Regional Champion		
Auburn wins 2-1 Auburn, 11-7 North Carolina, 2-0 Auburn, 14-7		
#1 *Georgia Tech (41 - 17)	vs.	#4 Florida A&M (27 - 32)
#3 Coastal Caro. (35 - 24 - 1)	vs.	#2 Auburn (33 - 25)
Auburn (36-25) Regional Champion		
Auburn Super Regional Champion		

National Top Sixteen Seeds

1. UCLA (47-8)
2. Vanderbilt (49-10)
3. Georgia Tech (41-17)
4. Georgia (44-15)
5. Arkansas (41-17)
6. Mississippi St. (46-13)
7. Louisville (43-15)
8. Texas Tech (39-17)
9. Oklahoma St. (36-18)
10. East Carolina (43-15)
11. Stanford (41-11)
12. Ole Miss (37-25)
13. LSU (37-24)
14. North Carolina (42-17)
15. West Virginia (37-20)
16. Oregon St. (36-18-1)



2019 College World Series Bracket



2019 NCAA Men's College World Series TD Ameritrade Park Omaha - Omaha, Nebraska June 15-25/26

BRACKET 1

*Texas Tech (44-18)

Game 1
Saturday, June 15
1 p.m.
ESPN

Michigan (46-20)

*Arkansas (46-18)

Game 2
Saturday, June 15
6 p.m.
ESPN

Florida St. (41-21)

Game 6
Monday, June 17
6 p.m.
ESPN

Game 11
Friday, June 21
1 p.m.
ESPN

Game 9
Wednesday, June 19
6 p.m.
ESPN

***Bracket 1
(if necessary)**
Saturday, June 22
1 p.m./6 p.m.
ESPN

Game 5
Monday, June 17
1 p.m.
ESPN

Loser Game 11 (if first loss)

**BRACKET 1
WINNER**

BRACKET 2

*Vanderbilt (54-11)

Game 3
Sunday, June 16
1 p.m.
ESPN

Louisville (49-16)

*Mississippi St. (51-13)

Game 4
Sunday, June 16
6:30 p.m.
ESPN2

Auburn (38-26)

Game 8
Tuesday, June 18
6 p.m.
ESPN

Game 12
Friday, June 21
6 p.m.
ESPN

Game 10
Thursday, June 20
7 p.m.
ESPN2

Game 7
Tuesday, June 18
1 p.m.
ESPN

Loser Game 12 (if first loss)

****Bracket 2
(if necessary)**
Saturday, June 22
6 p.m.
ESPN

**BRACKET 2
WINNER**



CWS Finals
(Best two-of-three and all games on ESPN)
Game One - Monday, June 24 - 6 p.m.
Game Two - Tuesday, June 25 - 6 p.m.
#Game Three - Wednesday, June 26 - 6 p.m.

**NATIONAL
CHAMPION**



All times Central. *Home Team

*Bracket 1 will be necessary if the winner of Game 9 also wins Game 11. If it is the only game scheduled for that day, the game will tentatively start at 6 p.m. If there are two games for that day, the game will tentatively start at 1 p.m.

**Bracket 2 will be necessary if the winner of Game 10 also wins Game 12. If it is the only game scheduled for that day, the game will tentatively start at 6 p.m. If there are two games for that day, the game will tentatively start at 6 p.m.

#CWS Finals Game 3 will be necessary if the winner of CWS Finals Game 1 loses CWS Finals Game 2.



NCAA Tournament History

1949		1-2
District III Tournament	1-2	Charlotte, N.C.
vs. Richmond	W	2-0
vs. Wake Forest	L	3-4
vs. Kentucky	L	2-5
1953		1-2
District III Tournament	1-2	Durham, N.C.
at Duke	L	3-9
vs. Rollins	W	6-5
at Duke	L	4-5
1965		1-2
District III Tournament		Gastonia, N.C.
vs. Florida State	W	6-3
vs. Furman	L	2-5
vs. Florida State	L	2-6
1966		1-2
District III Tournament	1-2	Gastonia, N.C.
vs. Florida State	W	4-3
vs. North Carolina	L	4-5
vs. Florida State	L	0-7
1970		2-2
District III Tournament	2-2	Gastonia, N.C.
vs. Maryland	L	2-3
vs. East Carolina	W	12-6
vs. Maryland	W	8-4
vs. Florida State	L	4-5
1971		3-3
District III Tournament	3-1 (1st)	Gastonia, N.C.
vs. Maryland	W	2-1
vs. Miami (Fla.)	W	7-3
vs. Georgia Tech	L	8-20
vs. Georgia Tech	W	5-2
College World Series	0-2 (T7th)	Omaha, Neb.
vs. Tulsa	L	2-5
vs. BYU	L	1-3
1978		2-2
South Central Regional	2-2 (2nd)	Arlington, Texas
vs. Baylor	L	0-3
vs. Louisiana Tech	W	6-5
vs. Pan American	W	7-5
vs. Baylor	L	3-6
1979		5-3
South Regional	4-1 (1st)	Starkville, Miss.
NEW ORLEANS	L	11-13
TULANE	W	12-4
NEW ORLEANS	W	13-10
MURRAY STATE	W	8-6
MURRAY STATE	W	18-8
College World Series	1-2 (T5th)	Omaha, Neb.
vs. Cal State Fullerton	W	6-1
vs. Texas	L	2-8
vs. Pepperdine	L	4-5
1981		4-2
Atlantic Regional	3-0 (1st)	Clemson, S.C.
vs. East Tennessee State	W	7-6
vs. Wichita State	W	5-1
vs. East Tennessee State	W	6-5
College World Series	1-2 (T5th)	Omaha, Neb.
vs. Michigan	W	4-0
vs. Arizona State	L	3-4
vs. South Carolina	L	5-6
1983		3-2
Central Regional	3-2 (2nd)	Austin, Texas
vs. Tulane	W	4-2
at Texas	W	6-2
vs. Pan American	W	7-5
at Texas	L	0-7
at Texas	L	3-12
1984		3-2
South II Regional	3-2 (2nd)	Starkville, Miss.
SOUTH CAROLINA	L	1-4
NEW ORLEANS	W	11-4
EASTERN KENTUCKY	W	13-8
SOUTH CAROLINA	W	18-9
NEW ORLEANS	L	3-6

1985		4-3
South I Regional	3-1 (1st)	Starkville, Miss.
WEST VIRGINIA	W	10-1
NEW ORLEANS	W	8-4
MICHIGAN	L	6-14
MICHIGAN	W	19-8
College World Series	2-2 (T3rd)	Omaha, Neb.
vs. Oklahoma State	W	12-3
vs. Arkansas	W	5-4
vs. Texas	L	7-12
vs. Miami (Fla.)	L	5-6
1987		1-2
Mideast Regional	1-2 (4th)	Starkville, Miss.
NC STATE	W	10-6
TEXAS A&M	L	4-7
WESTERN CAROLINA	L	1-8
1988		2-2
South Regional	2-2 (2nd)	Starkville, Miss.
WESTERN CAROLINA	W	7-4
CAL STATE FULLERTON	L	1-5
MIDDLE TENNESSEE STATE	W	12-4
CAL STATE FULLERTON	L	3-5
1989		4-2
South Regional	4-2 (2nd)	Starkville, Miss.
WESTERN CAROLINA	W	8-0
NICHOLLS STATE	W	11-2
NORTH CAROLINA	L	1-2
INDIANA STATE	W	11-2
NORTH CAROLINA	W	6-0
NORTH CAROLINA	L	1-7
1990		5-3
South II Regional	4-1 (1st)	Starkville, Miss.
BYU	W	16-5
ILLINOIS	W	5-3
FLORIDA STATE	W	11-8
FLORIDA STATE	L	9-11
FLORIDA STATE	W	4-3
College World Series	1-2 (T5th)	Omaha, Neb.
vs. Georgia	L	0-3
vs. Georgia Southern	W	15-1
vs. Stanford	L	1-6
1991		2-2
Northeast Regional	2-2 (3rd)	Orono, Maine
vs. Towson	W	10-4
at Maine	W	6-5
vs. Clemson	L	9-10
at Maine	L	5-8
1992		2-2
Midwest Regional	2-2 (3rd)	Starkville, Miss.
NICHOLLS STATE	W	1-0
OKLAHOMA	W	9-6
OKLAHOMA	L	6-10
UCLA	L	2-3
1993		0-2
East Regional	0-2 (T5th)	Tallahassee, Fla.
vs. Notre Dame	L	1-15
vs. Long Beach State	L	1-2
1996		1-2
West Regional	1-2 (4th)	Palo Alto, Calif.
vs. UC Santa Barbara	W	6-2
at Stanford	L	6-8
vs. Cal State Northridge	L	19-20
1997		6-3
Mideast Regional	5-1 (1st)	Starkville, Miss.
OHIO STATE	W	8-5
WASHINGTON	L	4-5
TENNESSEE TECH	W	25-5
GEORGIA TECH	W	10-2
WASHINGTON	W	7-5
WASHINGTON	W	4-3
College World Series	1-2 (T5th)	Omaha, Neb.
vs. Alabama	L	2-3
vs. UCLA	W	7-5
vs. Alabama	L	5-9

1998		5-3
Central Regional	4-1 (1st)	College Station, Texas
vs. Washington	W	7-6
at Texas A&M	L	3-4
vs. Rice	W	15-14
at Texas A&M	W	10-9
at Texas A&M	W	11-5
College World Series	1-2 (T5th)	Omaha, Neb.
vs. Florida	W	14-13
vs. LSU	L	8-10
vs. Southern California	L	1-7
1999		2-2
Columbus Regional	2-2 (2nd)	Columbus, Ohio
vs. Nebraska	W	18-14
at Ohio State	L	3-6
vs. Nebraska	W	13-7
at Ohio State	L	7-10
2000		3-3
Starkville Regional	3-1 (1st)	Starkville, Miss.
SOUTH ALABAMA	W	9-2
NOTRE DAME	W	9-1
NOTRE DAME	L	0-7
NOTRE DAME	W	10-9
Clemson Super Regional	0-2	Clemson, S.C.
at Clemson	L	4-11
at Clemson	L	4-9
2001		3-2
Columbus Regional	3-0 (1st)	Columbus, Ohio
vs. Kent State	W	9-8 (10)
vs. Delaware	W	4-3
vs. Kent State	W	14-4
Fullerton Super Regional	0-2	Fullerton, Calif.
at Cal State Fullerton	L	2-13
at Cal State Fullerton	L	3-9
2003		2-2
Starkville Regional	2-2 (2nd)	Starkville, Miss.
MIDDLE TENNESSEE STATE	W	10-4
NORTH CAROLINA	L	5-10
MISSOURI	W	10-5
NORTH CAROLINA	L	6-8 (11)
2004		1-2
Atlanta Regional	1-2 (3rd)	Atlanta, Ga.
vs. Texas Tech	L	6-10
vs. Jacksonville State	W	7-6
vs. Texas Tech	L	7-17
2005		2-2
Coral Gables Regional	2-2 (2nd)	Coral Gables, Fla.
vs. Florida Atlantic	W	13-2
at Miami (Fla.)	L	1-4
vs. Florida Atlantic	W	8-4
at Miami (Fla.)	L	4-10
2006		2-2
Clemson Regional	2-2 (2nd)	Clemson, S.C.
vs. Elon	L	4-5
vs. UNC Asheville	W	5-4
vs. Elon	W	12-3
at Clemson	L	6-8
2007		5-2
Tallahassee Regional	3-0 (1st)	Tallahassee, Fla.
vs. Stetson	W	6-3
at Florida State	W	3-0
at Florida State	W	9-4
Starkville Super Regional	2-0	Starkville, Miss.
CLEMSON	W	8-6
CLEMSON	W	8-5
College World Series	0-2 (T7th)	Omaha, Neb.
vs. North Carolina	L	5-8
vs. Louisville	L	4-12
2011		4-2
Atlanta Regional	3-0 (1st)	Atlanta, Ga.
vs. Southern Miss	W	3-0
vs. Austin Peay	W	8-3
at Georgia Tech	W	7-3
Gainesville Super Regional	1-2	Gainesville, Fla.
at Florida	L	1-11
at Florida	W	4-3
at Florida	L	6-8

2012		1-2
Tallahassee Regional	1-2 (3rd)	Tallahassee, Fla.
vs. Samford	L	0-5
vs. UAB	W	8-1
vs. Samford	L	2-3
2013		8-3
Starkville Regional	3-1 (1st)	Starkville, Miss.
CENTRAL ARKANSAS	W	5-3
SOUTH ALABAMA	W	6-2
CENTRAL ARKANSAS	L	2-5
CENTRAL ARKANSAS	W	6-1
Charlottesville Super Regional	2-0	Charlottesville, Va.
at Virginia	W	11-6
at Virginia	W	6-5
College World Series	3-2 (2nd)	Omaha, Neb.
vs. Oregon State	W	5-4
vs. Indiana	W	5-4
vs. Oregon State	W	4-1
vs. UCLA (CWS Finals)	L	1-3
vs. UCLA (CWS Finals)	L	0-8
2014		2-2
Lafayette Regional	2-2 (2nd)	Lafayette, La.
vs. San Diego State	W	5-2
vs. Jackson State	W	3-1
at Louisiana-Lafayette	L	8-14
at Louisiana-Lafayette	L	3-5
2016		3-2
Starkville Regional	3-0 (1st)	Starkville, Miss.
SOUTHEAST MISSOURI	W	9-5
CAL STATE FULLERTON	W	4-1
LOUISIANA TECH	W	4-0
Starkville Super Regional	0-2	Starkville, Miss.
ARIZONA	L	0-1
ARIZONA	L	5-6
2017		4-3
Hattiesburg Regional	4-1 (1st)	Hattiesburg, Miss.
vs. South Alabama	L	3-6
vs. Illinois-Chicago	W	5-4
vs. South Alabama	W	7-3
at Southern Miss	W	8-1
at Southern Miss	W	8-6
Baton Rouge Super Regional	0-2	Baton Rouge, La.
at LSU	L	3-4
at LSU	L	4-14
2018		8-4
Tallahassee Regional	4-1 (1st)	Tallahassee, Fla.
vs. Oklahoma	L	10-20
at Florida State	W	3-2
vs. Samford	W	9-8
vs. Oklahoma	W	13-5
vs. Oklahoma	W	8-1
Nashville Super Regional	2-1	Nashville, Tenn.
at Vanderbilt	W	10-8
at Vanderbilt	L	3-4
at Vanderbilt	W	10-6
College World Series	2-2 (T3rd)	Omaha, Neb.
vs. Washington	W	1-0
vs. North Carolina	W	12-2
vs. Oregon State	L	2-12
vs. Oregon State	L	2-5
2019		3-0
Starkville Regional	3-0	Starkville, Miss.
SOUTHERN	W	11-6
CENTRAL MICHIGAN	W	7-2
MIAMI (FLA.)	W	5-2
Starkville Super Regional	2-0	Starkville, Miss.
STANFORD	W	6-2
STANFORD	W	8-1

By The Numbers: NCAA Tournament

Overall

Appearances:	38
Record:	114-85 (.568)

NCAA Regional (Since 1975)

Regional Appearances:	32
Regional Titles:	15
Regional Record:	84-43 (.661)

NCAA District Playoffs (1954-74)

District III Appearances:	6
District III Titles:	1
District III Record:	9-11 (.450)

NCAA Super Regional (Since 1999)

Super Regional Appearances:	9
Super Regional Titles:	4
Super Regional Record:	9-11 (.450)

College World Series (Since 1947)

College World Series Appearances:	11
Best College World Series Finish:	2013 (Finalist)
College World Series Record:	12-20 (.375)

Individual Honors

NCAA All-Regional Selections:	123
NCAA Regional MVP:	16
College World Series All-Tournament Team:	10

NCAA Tournament by Opponent

All-Time NCAA Tournament Opponents

(38 appearances, 88 different opponents)

Opponent	Record	Opponent	Record	Opponent	Record	Opponent	Record
Alabama	0-2	Furman	0-1	Missouri	1-0	Southeast Missouri	1-0
Arizona	0-2	Georgia	0-1	Murray State	2-0	Southern	1-0
Arizona State	0-1	Georgia Southern	1-0	Nebraska	2-0	Southern California	0-1
Arkansas	1-0	Georgia Tech	3-1	New Orleans	3-2	Southern Miss	3-0
Austin Peay	1-0	Illinois	1-0	Nicholls State	2-0	Stanford	2-2
Baylor	0-2	Illinois-Chicago	1-0	North Carolina	2-6	Stetson	1-0
BYU	1-1	Indiana	1-0	UNC-Asheville	1-0	Tennessee Tech	1-0
Cal Santa Barbara	1-0	Indiana State	1-0	NC State	1-0	Texas	1-4
Cal State Fullerton	2-4	Jackson State	1-0	Notre Dame	2-2	Texas A&M	2-2
Cal State Northridge	0-1	Jacksonville State	1-0	Ohio State	1-2	Texas Tech	0-2
Central Arkansas	2-1	Kent State	2-0	Oklahoma	3-2	Towson	1-0
Central Michigan	1-0	Kentucky	0-1	Oklahoma State	1-0	Tulane	2-0
Clemson	2-4	Long Beach State	0-1	Oregon State	2-2	Tulsa	0-1
Delaware	1-0	Louisiana-Lafayette	0-2	Pan American	2-0	UAB	1-0
Duke	0-2	Louisiana Tech	2-0	Pepperdine	0-1	UCLA	1-3
East Carolina	1-0	Louisville	0-1	Rice	1-0	Vanderbilt	2-1
Eastern Kentucky	1-0	LSU	0-1	Richmond	1-0	Virginia	2-0
East Tennessee State	2-0	Maine	1-1	Rollins	1-0	Wake Forest	0-1
Elon	1-1	Maryland	2-1	Samford	1-2	Washington	4-1
Florida	2-2	Miami (Fla.)	2-3	San Diego State	1-0	Western Carolina	2-1
Florida Atlantic	2-0	Michigan	2-1	South Alabama	3-1	West Virginia	1-0
Florida State	7-4	Middle Tennessee State	2-0	South Carolina	1-2	Wichita State	1-0

All-Time NCAA Regional Opponents

(32 appearances, 65 different opponents)

Opponent	Record	Opponent	Record	Opponent	Record	Opponent	Record
Austin Peay	1-0	Illinois	1-0	Nicholls State	2-0	Southeast Missouri	1-0
Baylor	0-2	Illinois-Chicago	1-0	North Carolina	1-4	Southern	1-0
BYU	1-0	Indiana State	1-0	UNC-Asheville	1-0	Tennessee Tech	1-0
Baylor	0-2	Jackson State	1-0	NC State	1-0	Texas	1-2
Cal Santa Barbara	1-0	Jacksonville State	1-0	Notre Dame	2-2	Texas A&M	2-2
Cal State Fullerton	1-2	Kent State	2-0	Ohio State	1-2	Texas Tech	0-2
Cal State Northridge	0-1	Long Beach State	0-1	Oklahoma	3-2	Towson	1-0
Central Arkansas	2-1	Louisiana-Lafayette	0-2	Pan American	2-0	Tulane	2-0
Central Michigan	1-0	Louisiana Tech	2-0	Rice	1-0	UAB	1-0
Clemson	0-2	Maine	1-1	Samford	1-2	UCLA	0-1
Delaware	1-0	Miami (Fla.)	1-2	San Diego State	1-0	Washington	3-1
East Tennessee State	2-0	Michigan	1-1	South Alabama	1-0	Western Carolina	2-1
Eastern Kentucky	1-0	Middle Tennessee State	2-0	South Carolina	1-1	West Virginia	1-0
Elon	1-1	Missouri	1-0	Southern Miss	3-0	Wichita State	1-0
Florida Atlantic	2-0	Murray State	2-0	Stanford	0-1		
Florida State	5-1	Nebraska	2-0	Stetson	1-0		
Georgia Tech	2-0	New Orleans	3-2	South Alabama	3-1		

All-Time NCAA Super Regional Opponents

(9 appearances, 8 different opponents)

Opponent	Record	Opponent	Record	Opponent	Record
Arizona	0-2	Florida	1-2	Vanderbilt	2-1
Cal State Fullerton	0-2	LSU	0-2	Virginia	2-0
Clemson	2-2	Stanford	2-0		

NCAA Regional All-Time All-Tournament Team

Year	Pos.	Player	Year	Pos.	Player	Year	Pos.	Player	Year	Pos.	Player
1978	CF	Mike Kelley	1990	OF	Tracy Echols	2003	OF	Brad Corley	2014	OF	C.T. Bradford
	1B	Tim Weisheim		3B	Burke Masters		P	Jamie Gant		P	Jonathan Holder
1979	SS	Boyd Conner		SS	Jon Shave		3B	Steve Gendron		2B	Brett Pirtle
	OF	Mike Kelley		1B	Tommy Raffo		DH	Robby Goodson	2016	SS	Ryan Gridley
	C	John McDonald		P	Bobby Reed		SS	Matthew Maniscalco		P	Zac Houston
	UT	Larry Pavlou	1991	1B	Rob Norman		C	Craig Tatum		OF	Reid Humphreys
1981	P	Steve D'Ercole	1992	OF	Ron Brown	2004	OF	Joseph Hunter		C	Jack Kruger
	OF	Mark Gillaspie		C	Matt Carpenter	2005	OF	Jeff Butts		OF	Jake Mangum
	C	Terry Loe		SS	Paul Petruilis		OF	Brad Corley		DH	Brent Rooker
	OF	Brad Winkler		P	B.J. Wallace	2006	DH	Brian LaNinfa	2017	P	Jacob Billingsley
1983	OF	Brad Winkler	1996	1B	Richard Lee		C	Joseph McCaskill		OF	Cody Brown
1984	1B	Will Clark	1997	OF	Brooks Bryan		OF	Mitch Moreland		SS	Ryan Gridley
	OF	Bobby Locke		2B	Travis Chapman		P	Justin Pigott		OF	Jake Mangum
	OF	Rafael Palmeiro		P	Eric DuBose	2007	3B	Russ Sneed		2B	Hunter Stovall
	OF	Dan Van Cleve		C	Barry Patton		2B	Brandon Turner	2018	C	Dustin Skelton
1985	P	Jeff Brantley		3B	Adam Piatt		OF	Jeffrey Rea		OF	Elijah MacNamee
	1B	Will Clark		OF	Rusty Thoms		P	Justin Pigott		OF	Rowdey Jordan
	C	Roark McDonald	1998	OF	Brooks Bryan	2011	2B	Nick Vickerson		OF	Jake Mangum
	P	Gene Morgan		1B	Richard Lee		1B	Cody Freeman		P	J.P. France
	OF	Rafael Palmeiro	1999	SS	Travis Chapman		OF	Brent Brownlee	2019	C	Dustin Skelton
	2B	Gator Thiesen		OF	Brian Wiese		OF	C.T. Bradford		1B	Tanner Allen
	OF	Dan Van Cleve		1B	Cliff Wren		OF	Jaron Shepherd		2B	Justin Foscoe
1987	2B	Burke Masters	2000	3B	Travis Chapman		P	Evan Mitchell		LF	Rowdey Jordan
	1B	John Mitchell		P	Mark Freed		P	Nick Routt		DH	Josh Hatcher
	SS	Brad Hildreth		OF	Shane Kelly	2012	1B	Wes Rea		P	Ethan Small
1988	OF	Jody Hurst		DH	Ty Martin		2B	Matthew Britton			
	C	Barry Winford		OF	Phillip Willingham		SS	Adam Frazier			
1989	OF	Tracy Echols		2B	Daron Wright		C	Mitch Slaughter			
	DH	Burke Masters	2001	1B	Matthew Brinson	2013	3B	Alex Detz			
	1B	Tommy Raffo		3B	Steve Gendron		P	Chad Gironi			
	P	Bobby Reed		P	Paul Maholm		2B	Brett Pirtle			
	C	Barry Winford		OF	Casey Long		1B	Wes Rea			
	3B	Pete Young					OF	Hunter Renfro			

College World Series by Opponent

Opponent	Record	First Meeting	Last Meeting
Alabama	0-2	1997	--
Arizona State	0-1	1981	--
Arkansas	1-0	1985	--
BYU	0-1	1971	--
Cal State Fullerton	1-0	1979	--
Florida	1-0	1998	--
Georgia	0-1	1990	--
Georgia Southern	1-0	1990	--
Indiana	1-0	2013	--
LSU	0-1	1998	--
Louisville	0-1	2007	--
Miami (Fla.)	0-1	1985	--
Michigan	1-0	1981	--
North Carolina	1-1	2007	2018
Oklahoma State	1-0	1985	--
Oregon State	2-2	2013	2018
Pepperdine	0-1	1979	--
South Carolina	0-1	1981	--
Southern California	0-1	1998	--
Stanford	0-1	1990	--
Texas	0-2	1979	1985
Tulsa	0-1	1971	--
UCLA	1-2	1997	2013
Washington	1-0	2018	--

College World Series All-Tournament Honor

Year	Pos.	Player
1981	OF	Mark Gillaspie
	P	Don Mundie
1985	1B	Will Clark
	SS	Frank Davis
	OF	Dave Van Cleve
2013	1B	Wes Rea
	2B	Brett Pirtle
	OF	Hunter Renfroe
	DH	Trey Porter
2018	2B	Hunter Stovall

Omaha Tidbits

Omaha Over the Years

- Mississippi State made its first appearance at the College World Series in 1971 and the Diamond Dawgs have made the pilgrimage from Starkville, Mississippi to Omaha, Nebraska in each decade since.
- MSU is one of only five programs in the country to make a trip to the College World Series in each of the last five decades.
- State's 11 CWS appearances have come in 1971, '79, '81, '85, '90, '97, '98, 2007, '13, '18, '19.
- The back-to-back appearances mark just the second time in program history that MSU had reached college baseball's biggest stage in two-straight seasons.

Familiar Foes

- The meeting with Auburn will mark the fifth time in program history that Mississippi State met a current member of the SEC at the College World Series.
- MSU is 1-4 in those contests with the lone victory coming against Florida to open the 1998 event.
- The Diamond Dawgs met South Carolina (1981) and Arkansas (1985) at the College World Series prior to them joining the SEC in 1991.
- Of the 13 other SEC programs, State has now met 11 of them in the NCAA postseason, with only Ole Miss and Tennessee not appearing on the NCAA postseason ledger. Meetings with Arkansas, Missouri, South Carolina and Texas A&M came prior to their membership in the SEC.


Doubling Up

- Mississippi State has met just four opponents in multiple College World Series appearances, however, the 2019 event has another opportunity in Bracket Two.
- MSU will play a first-time CWS opponent in Auburn in the opener, but Louisville will take on Vanderbilt in the other half of the bracket. The Bulldogs and Cardinals met in the 2013 event, as well.
- Other two-time opponents at the College World Series are North Carolina (2007 & 2018), Oregon State (2013 & 2018), Texas (1979 & 1985) and UCLA (1997 & 2013).

Omaha x11

- Mississippi State is one of just 18 programs with double-digit appearances at the College World Series.
- The 11 appearances are tied for No. 13 all-time in Omaha with North Carolina and South Carolina.
- MSU is one of just six teams with double-digits appearances, without winning the event, with Florida State (23), Clemson (12) and North Carolina (11) the only with more appearances and no title.
- Below is a list of all-time appearances and titles at the College World Series.

Program	App.	Titles
Texas	36	6
Miami (Fla.)	25	4
Florida State	23	--
Arizona State	22	5
Southern California	21	12
Oklahoma State	20	1
Cal State Fullerton	18	4
LSU	18	6
Arizona	17	4
Stanford	16	2
Clemson	12	--
Florida	12	1
Mississippi State	11	--
North Carolina	11	--
South Carolina	11	2
Arkansas	10	--
Northern Colorado	10	--
Oklahoma	10	2



The 1971 Mississippi State baseball team was the first to advance to the College World Series, doing so by defeating Maryland, Miami (Fla.) and Georgia Tech to win the District III Tournament in Gastonia, N.C.

College World Series Line Scores

1971	0-2 (T-7th)
Tulsa 5, Mississippi State 2 <i>June 11, 1971 at Omaha, Neb.</i>	
Tulsa	000 200 201 - 5 10 3
Mississippi State	000 001 001 - 2 8 3
Pitchers: UT - Rogers, Butcher, Kluhr; MSU - Thompson, Irvin. Win-Rogers Save-Butcher Loss-Thompson T-2:13 A-5,676 HR: UT - Tabb, Bowling; MSU - Still.	
BYU 3, Mississippi State 1 <i>June 12, 1971 at Omaha, Neb.</i>	
Mississippi State	000 010 000 - 1 10 2
BYU	000 000 03X - 3 6 1
Pitchers: MSU - Proffitt, Irvin; BYU - Dusek, Olsen, Cloward. Win-Dusek Save-Olsen Loss-Proffitt T-1:53 A-1,597 HR: BYU - Cardon.	

1979	1-2 (T-5th)
Mississippi State 6, Cal State Fullerton 1 <i>June 3, 1979 at Omaha, Neb.</i>	
Cal State Fullerton	000 000 001 - 1 5 3
Mississippi State	400 100 100 - 6 10 0
Pitchers: CSF - Navihon, Hudson, Kingsolver. MSU - Kurtz, McDonald. Win-Kurtz Loss-Navihon T-2:26 A-11,047	

Texas 8, Mississippi State 2 <i>June 3, 1979 at Omaha, Neb.</i>	
Mississippi State	020 000 000 - 2 5 1
Texas	000 250 100 - 8 13 2
Pitchers: MSU - Mundie, Cliburn, McDonald; UT - Wright, Greel, Shannon. Win-Wright Loss-Mundie T-2:20 A-11,659 HR: UT - Tjader.	

Pepperdine 5, Mississippi State 4 <i>June 4, 1979 at Omaha, Neb.</i>	
Pepperdine	002 000 020 1 - 5 8 1
Mississippi State	020 002 000 0 - 4 6 0
Pitchers: PU - Kurtz, Elser, Fick; MSU - Reagan, Cliburn, Kurtz, McDonald. Win-Elser (5-1) Loss-Kurtz (12-2) T-2:53 A-7,881	

1981	1-2 (T-5th)
Mississippi State 4, Michigan 0 <i>May 30, 1981 at Omaha, Neb.</i>	
Michigan	000 000 000 - 0 6 1
Mississippi State	000 030 100 - 4 6 2
Pitchers: UM - Elam, Ontiveros, Hool; MSU - Mundie, Loe. Win-Mundie (14-4) Loss-Elam (11-3) T-1:57 A-12,000 HR: MSU - Gillespie.	

Arizona State 4, Mississippi State 3 <i>June 2, 1981 at Omaha, Neb.</i>	
Mississippi State	003 000 000 - 3 5 2
Arizona State	010 300 000 - 4 8 2
Pitchers: MSU - Susce, Loe; ASU - Newman, Dukes, Wilson. Win-Dukes (7-2) Loss-Susce (11-5) T-2:15 A-10,589 HR: ASU - Sodders.	

South Carolina 6, Mississippi State 5 <i>June 4, 1981 at Omaha, Neb.</i>	
South Carolina	114 000 000 - 6 10 2
Mississippi State	000 200 300 - 5 11 4
Pitchers: USC - Baynham, Babel, Kish, Lowery; MSU - Mundie, Loe. Win-Baynham (10-1) Save-Kish (7) Loss-Mundie (14-5) T-2:41 A-9,000 HR: USC - Lowery, Boyle; MSU - Castoria.	

1985	2-2 (T-3rd)
Mississippi State 12, Oklahoma State 3 <i>May 31, 1985 at Omaha, Neb.</i>	
Oklahoma State	000 001 002 - 3 8 4
Mississippi State	033 104 100 - 12 14 0
Pitchers: OSU - Dillard, Bronkey, Trapasso, Rockman, Long, Johnson; MSU - Morgan. Win-Morgan (14-1) Loss-Dillard (8-4) T-3:02 A-12,301 HR: MSU - Palmeiro, Mitchell.	
Mississippi State 5, Arkansas 4 <i>June 3, 1985 at Omaha, Neb.</i>	
Arkansas	100 111 000 - 4 11 0
Mississippi State	001 020 200 - 5 10 1
Pitchers: UA - Farwell, Deitz; MSU - Brantley. Win-Brantley (18-2) Loss-Farwell (11-2) T-2:36 A-10,587 HR: MSU - Clark.	

Texas 12, Mississippi State 7 <i>June 7, 1985 at Omaha, Neb.</i>	
Mississippi State	200 011 102 - 7 12 5
Texas	000 002 64X - 12 14 1
Pitchers: MSU - Morgan, King, Thigpen; UT - Ruffin, Poehl. Win-Ruffin (13-2) Save-Poehl (4) Loss-Morgan (14-2) T-3:14 A-13,223 HR: MSU - Van Cleve, Clark, Mitchell.	

Miami (Fla.) 6, Mississippi State 5 <i>June 8, 1985 at Omaha, Neb.</i>	
Mississippi State	000 004 010 - 5 5 4
Miami (Fla.)	200 010 012 - 6 9 1
Pitchers: MSU - Brantley, Thigpen; UM - Patenaude, Raether. Win-Raether (6-2) Loss-Thigpen (1-4) T-2:56 A-10,000 HR: MSU - Thigpen; UM - Leake, Ellena.	

1990	1-2 (T-5th)
Georgia 3, Mississippi State 0 <i>June 1, 1990 at Omaha, Neb.</i>	
Mississippi State	000 000 000 - 0 4 3
Georgia	001 010 010 - 3 5 1
Pitchers: MSU - Reed, Robinson; UGA - Fleming, Childers. Win-Fleming (12-5) Loss-Reed (15-3) T-2:07 A-12,732 HR: UGA - Cooper.	

Mississippi State 15, Georgia Southern 1 <i>June 3, 1990 at Omaha, Neb.</i>	
Mississippi State	(11)00 002 020 - 15 16 1
Georgia Southern	0 10 000 000 - 1 6 3
Pitchers: MSU - Jobs, Henderson, Daniel, Harden, Robinson, Polk; GSU - Bouma, Ryder, Berkner, Masi, Fitzpatrick, Holder. Win-Jobs (8-5) Loss-Bouma (10-3) T-2:35 A-8,000 HR: MSU - Robinson.	

Stanford 6, Mississippi State 1 <i>June 5, 1990 at Omaha, Neb.</i>	
Stanford	001 100 301 - 6 11 1
Mississippi State	001 000 000 - 1 9 3
Pitchers: SU - Reid, Weiss, Tallman; MSU - Reed, Harden, Robinson. Win-Reid (7-1) Loss-Reed (15-4) T-2:47 A-6,000 HR: SU - Turner; MSU - S. Mitchell.	

1997	1-2 (T-5th)
Alabama 3, Mississippi State 2 <i>May 31, 1997 at Omaha, Neb.</i>	
Mississippi State	000 010 001 - 2 7 0
Alabama	000 020 001 - 3 11 1
Pitchers: MSU - DuBose, Patton; UA - Henderson, Kingrey, Frick. Win-Kingrey (9-1) Loss-DuBose (9-4) T-2:37 A-22,640	

Mississippi State 7, UCLA 5 <i>June 2, 1997 at Omaha, Neb.</i>	
UCLA	002 100 101 - 5 10 3
Mississippi State	020 001 400 - 7 10 2
Pitchers: UCLA - Zamora, Klein, Henkel, Cloud, Green. MSU - Reinike, H. Thoms, Patton. Win-H. Thoms (5-0) Loss-Henkel (3-3) T-3:36 A-20,016 HR: UCLA - Glaus.	

Alabama 9, Mississippi State 5 <i>June 3, 1997 at Omaha, Neb.</i>	
Mississippi State	000 100 301 - 5 12 3
Alabama	000 040 050 - 9 13 0
Pitchers: MSU - Dilgard, Johnson, Ginter, Patton; UA - Daniel, Kingrey, Frick. Win-Kingrey (10-1) Loss-Johnson (5-4) T-2:35 A-20,991 HR: MSU - Piatt; UA - Phillips, Peer.	

1998	1-2 (T-5th)
Mississippi State 14, Florida 13 <i>May 30, 1998 at Omaha, Neb.</i>	
Mississippi State	050 500 004 - 14 14 3
Florida	030 103 015 - 13 13 0
Pitchers: MSU - Ginter, H. Thoms, Donovan, Polk, Reinike, Johnson, Patton, McGrath. UF - Wilkerson, Fogg, McClendon, Ross. Win-Ginter (6-4) Save-Johnson (10) Loss-Wilkerson (10-5) T-3:41 A-22,879 HR: MSU - R. Thoms, Bryan, Patton; UF - Ross, Dill.	
LSU 10, Mississippi State 8 <i>June 1, 1998 at Omaha, Neb.</i>	
Mississippi State	002 031 101 - 8 14 0
LSU	040 020 020 - 10 11 1
Pitchers: MSU - Jackson, Compton, Johnson, Patton; LSU - Keisler, Bowe, Thompson, Cresse. Win-Keisler (9-5) Save-Thompson (1) Loss-Jackson (10-3) T-3:05 A-20,738 HR: MSU - Lee; LSU - Higgins, Cresse, Earnhart, Davis, Barbier, Harris.	

Southern California 7, Mississippi State 1 <i>June 2, 1998 at Omaha, Neb.</i>	
Southern California	031 000 201 - 7 12 0
Mississippi State	000 000 010 - 1 5 2
Pitchers: USC - Currier, Weibling, Munson; Mississippi State - Freed, Reinike, H. Thoms, Polk, Donovan, Patton. Win-Currier (6-1) Loss-Freed (6-6) T-3:11 A-21,581 HR USC - Ticehurst (2).	

2007	0-2 (T-7th)
North Carolina 5, Mississippi State 5 <i>June 15, 2007 at Omaha, Neb.</i>	
Mississippi State	040 000 100 - 5 12 2
North Carolina	000 206 01X - 8 12 0
Pitchers: UNC - Woodard, Warren, Wooten, Carignan; MSU - Pigott, Lalor, Bowen. Win-Warren (11-0) Save-Carignan (16) Loss-Pigott (7-7) T-2:52 A-23,568 HR: MSU - Moreland.	

Louisville 12, Mississippi State 4 <i>June 17, 2007 at Omaha, Neb.</i>	
Louisville	212 300 301 - 12 18 1
Mississippi State	000 003 100 - 4 10 1
Pitchers: UL - Marks, Hollander, Meade; MSU - Crosswhite, Houston, Whitney, Weatherford, Johnson. Win-Marks (9-2) Loss-Crosswhite (8-5) T-3:18 A-18,187 HR: UL - Johnson, Burton, Dominguez (2); MSU - Turner.	

2013	3-2 (2nd - FINALIST)
Mississippi State 5, Oregon State 4 <i>June 15, 2013 at Omaha, Neb.</i>	
Mississippi State	030 000 020 - 5 8 2
Oregon State	200 110 000 - 4 10 1
Pitchers: MSU - Graveman, R Mitchell, Holder; OSU - Moore, Boyd, Schultz. Win-R Mitchell (13-0) Loss-Boyd (10-4) T-3:10 A-24,473	

Mississippi State 5, Indiana 4 <i>June 17, 2013 at Omaha, Neb.</i>	
Mississippi State	100 001 030 - 1 8 1
Indiana	012 000 001 - 4 11 0
Pitchers: MSU - Fitts, Girodo, Holder; IU - Coursen-Carr, Halstead, Korte, Effross. Win-Girodo (9-1) Loss-Halstead (4-5) T-3:24 A-25,260	

Mississippi State 4, Oregon State 1 <i>June 21, 2013 at Omaha, Neb.</i>	
Oregon State	000 001 000 - 5 8 2
Mississippi State	000 130 00X - 4 10 1
Pitchers: MSU - Graveman, R Mitchell, Holder; OSU - Moore, Fry. Win-Graveman (8-5) Loss-Moore (14-2) T-2:32 A-18,868 HR: MSU - Renfro.	

***** CHAMPIONSHIP SERIES *****

UCLA 3, Mississippi State 1 <i>June 24, 2013 at Omaha, Neb.</i>	
UCLA	100 200 000 - 3 6 1
Mississippi State	000 100 000 - 1 6 1
Pitchers: UCLA - Plutko, Kaprielian, Weiss, Berg; MSU - Fitts, Girodo. Win-Plutko (10-3) Loss-Fitts (0-1) T-3:34 A-25,690	

UCLA 8, Mississippi State 0 <i>June 25, 2013 at Omaha, Neb.</i>	
Mississippi State	000 000 000 - 0 5 3
UCLA	102 201 02X - 8 12 1
Pitchers: UCLA - Vander Tuig, Berg; MSU - Pollorena, Mitchell, Bracewell, Holder, Cox. Win-Vander Tuig (14-4) Loss-Pollorena (6-4) T-3:20 A-27,127	

2018	2-2 (T-3rd)
Mississippi State 1, Washington 0 <i>June 16, 2018 at Omaha, Neb.</i>	
Washington	000 000 000 - 0 6 0
Mississippi State	000 000 001 - 1 10 0
Pitchers: UW - DeMers, Hardy; MSU - Small, France, Gordon, Neff. Win-Neff (4-3) Loss-Hardy (5-3) T-2:44 A-24,758	
Mississippi State 12, North Carolina 2 <i>June 19, 2018 at Omaha, Neb.</i>	
Mississippi State	040 000 080 - 12 9 1
North Carolina	100 000 100 - 2 7 3
Pitchers: UNC - Bergner, Hiatt, Hutchison, Baum; MSU - Pilkington, Gordon. Win-Pilkington (3-6) Save-Gordon (4) Loss-Bergner (7-3) T-3:17 A-13,387 HR: MSU - Westburg.	
Oregon State 12, Mississippi State 2 <i>June 22, 2018 at Omaha, Neb.</i>	
Mississippi State	101 000 080 - 2 5 0
Oregon State	150 100 410 - 12 15 1
Pitchers: OSU - Fehmel, Eisert; MSU - Billingsley, James, McQuary, Smith. Win-Eisert (5-3) Loss-Billingsley (5-4) T-3:54 A-21,002	

Oregon State 5, Mississippi State 2 <i>June 23, 2018 at Omaha, Neb.</i>	
Oregon State	005 000 080 - 5 8 1
Mississippi State	001 000 001 - 2 4 0
Pitchers: OSU - Abel, Mulholland; MSU - Small, Gordon. Win-Abel (6-1) Loss-Small (5-4) T-3:02 A-21,821	



Mississippi State When...

	2018	2019
Overall	39-29	51-13
vs. Top-5 Teams	10-1	7-2
vs. Top-10 Teams	10-1	5-5
vs. Top-25 Teams	18-18	16-12
Non-Conference	24-14	31-3
SEC	15-15	20-10
SEC East	5-7	9-3
SEC West	10-8	11-7
At Home	16-7	37-5
On the Road	10-17	10-6
At Neutral Sites	13-5	4-2
In Day Games	18-15	25-6
In Night Games	21-14	26-7
vs. Teams .500 Or Better	31-24	36-13
vs. Teams Worse Than .500	8-5	15-0
vs. Left-Handed Starter	15-6	16-2
vs. Right-Handed Starter	24-23	35-11
When Starter Receives Decision	21-15	30-11
When Reliever Receives Decision	18-14	21-3
When Starter Goes 5+ Innings	25-12	30-8
When Starter Goes <5 Innings	14-17	21-5
When Scoring First	23-8	30-4
When Opponent Scores First	16-21	21-9
When Leading After 6 Innings	25-5	41-1
When Trailing After 6 Innings	7-22	4-11
When Tied After 6 Innings	7-2	6-1
When Leading After 8 Innings	32-3	47-0
When Trailing After 8 Innings	2-25	0-10
When Tied After 8 Innings	5-1	3-1
In One-Run Games	7-6	10-5
In Two-Run Games	10-1	5-3
In 5+ Run Games	17-9	27-5
Weekend Series W-L-T (Regular Season)	6-7	11-2-0
Series Sweeps/Times Swept	3/2	5/1
When Scoring 0-2 Runs	1-14	1-8
When Scoring 3-5 Runs	10-13	10-4
When Scoring 6-9 Runs	13-1	21-1
When Scoring 10+ Runs	15-1	19-0
Shutouts/Times Shut Out	3/3	5/3
In Extra Innings	6-3	2-1
When Opponent Scores 4 Runs Or Less	25-8	35-5
When Opponent Scores 5 Runs Or More	14-21	16-8
When Out-Hitting Opponent	28-8	44-4
When Out-Hit by Opponent	7-20	4-7
When Hits Are Equal	4-1	3-2
When Hitting A Home Run	24-9	34-5
When Opponent Hits A Home Run	21-13	21-7
When Errorless	15-12	20-5
When Committing One Error	14-7	15-4
When Committing 2+ Errors	10-10	16-4
When Opponent is Errorless	9-14	12-8
When Opponent Commits One Error	17-11	13-4
When Opponent Commits 2+ Errors	13-4	26-1
Game 1 of Weekend (Regular Season)	7-8	11-3
Game 2 of Weekend (Regular Season)	9-6	10-4
Game 3 of Weekend (Regular Season)	8-7	9-4
Monday	1-0	--
Tuesday	4-2	7-0
Wednesday	6-3	9-0
Thursday	1-1	2-2
Friday	8-9	12-5
Saturday	10-8	12-6
Sunday	9-6	9-0

Uniform breakdown on page 6

NOTE: Rankings based on Baseball America poll.

How It Was Won

(* - Walk-off hit)

Below is a chart representing how the eventual game-winning run was recorded for Mississippi State in 2019.

Gm	Opponent	Final	Player	Inn.	Outs	Play	Score at Time
1.	Youngstown State	14-3	Tanner Allen	8	--	RBI fielder's choice	3-3
2.	Youngstown State	14-2	Justin Foscue	1	1	Sacrifice fly to right-center field	2-2
3.	Youngstown State	8-0	Justin Foscue	2	--	Solo home run	0-0
4.	UAB	3-2	Jake Mangum	7	2	2RBI single to right field	1-2
5.	Southern Miss	0-1	---				
6.	Southern Miss	8-1	Jake Mangum	2	2	RBI single through the left side	1-0
7.	Southern Miss	4-3	Tanner Allen *	9	2	RBI double down the right-field line	3-3
8.	Jackson State	17-4	Justin Foscue	3	2	2-run home run to left-center field	3-0
9.	Southeastern Louisiana	12-0	Justin Foscue	1	1	Grand Slam to left field	0-0
10.	vs. Sam Houston State	5-4	Justin Foscue	8	--	Scored on a fielding error by the shortstop	4-4
11.	vs. Texas Tech	4-2	Tanner Allen	5	2	Scored on a fielding error by the shortstop	2-1
12.	East Carolina	4-1	Gunner Halter	5	1	RBI single through the right side	1-0
13.	Arkansas-Pine Bluff	14-1	Marshall Gilbert	2	1	RBI single up the middle	1-0
14.	Maine	9-2	Jordan Westburg	5	1	3-run home run to left field	1-0
15.	Maine	5-1	Dustin Skelton	2	--	2-run home run to left-center field	1-0
16.	Maine	9-8	Elijah MacNamee	8	2	RBI single through the left side	8-8
17.	Grambling	18-1	Josh Hatcher	4	2	RBI double to left-center field	1-1
18.	at Florida	6-5	Elijah MacNamee	9	1	2RBI double to left-center field	4-2
19.	at Florida	10-5	Jordan Westburg	7	--	RBI double to right-center field	5-1
20.	at Florida	2-4	---				
21.	Little Rock	15-4	Elijah MacNamee	2	1	RBI fielder's choice	4-4
22.	at Samford	6-4	Jake Mangum	7	2	RBI single through the left side	4-4
23.	Auburn	5-6	---				
24.	Auburn	15-2	Dustin Skelton	1	1	RBI single to left-center field	2-0
25.	Auburn	20-15	Jordan Westburg	8	1	RBI double to right-center field	15-15
26.	Mississippi Valley State	18-5	Elijah MacNamee	5	--	2RBI single to center field	5-5
27.	LSU	6-5	---				
28.	LSU	5-10	---				
29.	LSU	2-11	---				
30.	ULM	21-8	Rowdey Jordan	4	1	RBI single to first base	7-4
31.	at Tennessee	6-3	Tanner Allen	11	2	RBI single to left-center field	3-2
32.	at Tennessee	1-2	---				
33.	at Tennessee	7-5	Jake Mangum	6	2	2RBI double down the left-field line	4-3
34.	South Alabama	7-5	Tanner Allen	7	1	3-run home run to center field	4-3
35.	Alabama	6-0	Brad Cumbest	2	1	RBI single to left field	0-0
36.	Alabama	9-1	Rowdey Jordan	4	1	2RBI single to left field	0-0
37.	Alabama	13-3	Rowdey Jordan	2	2	RBI single through the right side	3-0
38.	Texas Southern	5-1	Justin Foscue	8	--	RBI single through the left side	1-1
39.	at Arkansas	3-5	---				
40.	at Arkansas	5-12	---				
41.	at Arkansas	2-10	---				
42.	vs. Ole Miss	8-1	Justin Foscue	6	1	2RBI double down the right-field line	1-1
43.	Georgia	19-3	Tanner Allen	2	2	RBI walk	3-1
44.	Georgia	9-3	Jordan Westburg	2	1	Sacrifice fly to center field	3-0
45.	Georgia	6-5	Josh Hatcher	8	--	Fielder's choice double play scored a run	6-1
46.	at Texas A&M	4-0	Rowdey Jordan	4	--	Sacrifice fly to center field	0-0
47.	at Texas A&M	0-1	---				
48.	at Texas A&M	4-3	Justin Foscue	7	2	Solo home run to left field	4-1
49.	Memphis	10-9	Elijah MacNamee	8	1	2RBI double to right-center field	8-9
50.	at Ole Miss	2-0	Tanner Allen	3	2	RBI double to right field	0-0
51.	at Ole Miss	8-5	Tanner Allen	7	--	2RBI single to center field	2-4
52.	at Ole Miss	11-5	Justin Foscue	4	2	RBI double down the left-field line	5-3
53.	Louisiana Tech	7-3	Rowdey Jordan	3	1	2RBI double down the left-field line	2-0
54.	South Carolina	24-7	Rowdey Jordan	4	2	2RBI single up the middle	8-2
55.	South Carolina	11-2	Josh Hatcher	7	--	Solo home run to left field	2-2
56.	South Carolina	8-10	---				
57.	vs. LSU	6-5	Gunner Halter *	17	1	RBI single up the middle	5-5
58.	vs. Vanderbilt	0-1	---				
59.	vs. LSU	2-12	---				
60.	Southern	11-6	Jordan Westburg	7	1	2RBI single through the left side	6-6
61.	Central Michigan	7-2	Rowdey Jordan	1	2	RBI single to right field	2-0
62.	Miami (Fla.)	5-2	Dustin Skelton	4	2	RBI single up the middle	2-1
63.	Stanford	6-2	Dustin Skelton	3	2	2RBI double to right-center field	1-1
64.	Stanford	8-1	Dustin Skelton	3	2	3RBI triple to right-center field	1-1

Inside the Series

Series Notes

- Mississippi State and Auburn have met 203 times prior to the 2019 College World Series opener, with the Bulldogs owning a 109-93-1 edge on the all-time ledger.

Overall	Mississippi State leads 109-93-1
at Mississippi State	Mississippi State leads 59-34
at Auburn	Auburn leads 52-40
Neutral Site	Mississippi State leads 10-7-1
NCAA Postseason	First Meeting
- Auburn swept three games from State in the first meetings between the two program in 1908. Those games were played at Auburn
- The two SEC West Division foes met earlier this season, with Mississippi State taking the series 2-1 in Starkville. Auburn won the opener, before MSU claimed the final two games.
- The only non-decision between the two teams came in a 1-1 tied during the 1915 season. That season, State took the first two games of the series in Columbus, Miss. before tying in the finale.
- The longest winning streak in the series belongs to Mississippi State at 16 games. The Diamond Dawgs carried that streak from 1982-85. State also owns a pair of six-game winning streaks.
- Auburn's longest winning streak is six games, which spanned from 1916-1947.

Recent Series History

Year	Location	Result
3/30/2012	Auburn	W, 5-3
3/31/2012	Auburn	L, 6-10
4/1/2012	Auburn	L, 2-8
4/18/2013	Starkville	W, 6-3
4/19/2013	Starkville	L, 1-3
4/20/2013	Starkville	W, 6-0
5/2/2014	Auburn	W, 3-0
5/3/2014	Auburn	W, 3-0
5/4/2014	Auburn	W, 12-1
3/27/2015	Starkville	L, 0-5
3/28/2015	Starkville	L, 0-4
3/29/2015	Starkville	W, 3-1
5/13/2016	Auburn	W, 4-0
5/14/2016	Auburn	W, 16-6
5/15/2016	Auburn	W, 10-3
4/28/2017	Starkville	W, 5-2
4/29/2017	Starkville	L, 8-17
4/29/2017	Starkville	L, 3-5
4/13/2018	Auburn	L, 1-2
4/14/2018	Auburn	W, 7-2
4/15/2018	Auburn	L, 5-7
3/22/2019	Starkville	L, 5-6
3/23/2019	Starkville	W, 15-2
3/24/2019	Starkville	W, 20-15

Week-by-Week Polls

Week	BA	CB	D1	BW	PG	USA	RPI
Preseason	9	27	14	13	17	15	--
Week 1 - Feb. 18	9	25	14	12	17	--	--
Week 2 - Feb. 25	9	16	12	11	17	--	--
Week 3 - March 4	8	8	7	7	6	8	64
Week 4 - March 11	7	5	6	5	5	5	75
Week 5 - March 18	2	2	2	2	2	4	39
Week 6 - March 25	2	4	2	3	2	2	18
Week 7 - April 1	5	10	8	9	6	8	28
Week 8 - April 8	5	10	6	T5	5	6	12
Week 9 - April 15	3	3	3	3	2	2	10
Week 10 - April 22	9	9	9	10	11	8	12
Week 11 - April 29	6	7	6	7	6	7	5
Week 12 - May 6	5	6	5	6	5	6	3
Week 13 - May 13	5	5	5	4	5	5	3
Week 14 - May 20	5	6	3	4	4	3	4
Week 15 - May 27	5	5	3	5	4	4	4
Regional - June 3	--	5	--	3	--	--	--
Super Regional - June 10	--	3	--	--	--	--	--
Final Poll							

BA - Baseball America, CB - Collegiate Baseball Newspaper, D1 - D1Baseball, BW - National Collegiate Baseball Writers Association, PG - Perfect Game, USA - USA Today Coaches Poll, RPI - NCAA RPI

(--) - No poll/RPI released by the publication.

In The Polls

Baseball America			Collegiate Baseball			D1Baseball			NCBWA			Perfect Game			USA Today/Coaches		
1. UCLA	47-8	1	1. Vanderbilt	54-11	2	1. UCLA	47-8	1	1. UCLA	51-9	1	1. UCLA	47-8	1	1. UCLA	47-8	1
2. Vanderbilt	49-10	2	2. Arkansas	46-18	4	2. Vanderbilt	49-10	2	2. Vanderbilt	52-10	2	2. Vanderbilt	49-10	2	2. Vanderbilt	49-10	2
3. Stanford	41-11	3	3. Mississippi State	51-13	5	3. Mississippi State	46-13	3	3. Mississippi State	49-13	5	3. Stanford	41-11	3	3. Stanford	41-11	4
4. Arkansas	41-17	4	4. Louisville	49-16	6	4. Stanford	41-11	4	4. Stanford	45-12	3	4. Mississippi State	46-13	4	4. Mississippi State	46-13	3
5. Mississippi State	46-13	5	5. Texas Tech	44-18	9	5. Arkansas	41-17	5	5. Arkansas	44-17	8	5. East Carolina	43-15	5	5. Arkansas	41-17	5
6. Georgia	44-15	6	6. Florida State	41-21	12	6. Georgia Tech	41-17	6	6. Texas Tech	42-17	6	6. Arkansas	41-17	6	6. Georgia	44-15	6
7. Georgia Tech	41-17	8	7. Auburn	38-26	14	7. Georgia	44-15	7	7. Oklahoma State	39-19	9	7. Georgia Tech	41-17	8	7. Georgia Tech	41-17	8
8. East Carolina	43-15	7	8. Michigan	46-20	16	8. Texas Tech	39-17	10	8. Louisville	47-16	10	8. Georgia	44-15	9	8. Louisville	43-15	7
9. Texas Tech	39-17	9	9. UCLA	52-11	1	9. Oklahoma State	36-18	11	9. East Carolina	47-16	11	9. Oklahoma State	36-18	16	9. East Carolina	43-15	9
10. Oklahoma State	36-18	15	10. Stanford	45-14	3	10. East Carolina	43-15	8	10. North Carolina	45-17	13	10. Louisville	43-15	10	10. Texas Tech	39-17	10
11. Louisville	43-15	10	11. Oklahoma State	40-21	7	11. Louisville	43-15	9	11. LSU	40-24	16	11. Texas Tech	39-17	11	11. Oklahoma State	36-18	13
12. Ole Miss	32-23	21	12. North Carolina	46-19	10	12. LSU	37-24	16	12. Ole Miss	40-25	17	12. UC Santa Barbara	45-9	7	12. North Carolina	42-17	19
13. UC Santa Barbara	45-9	12	13. Ole Miss	41-27	13	13. West Virginia	37-20	19	13. Michigan	44-19	NR	13. North Carolina	42-17	21	13. UC Santa Barbara	45-9	11
14. North Carolina	42-17	NR	14. LSU	40-26	11	14. Ole Miss	37-25	22	14. Georgia	46-17	4	14. Oregon State	36-18-1	12	14. Oregon State	36-18-1	12
15. LSU	37-24	16	15. East Carolina	47-18	8	15. North Carolina	42-17	23	15. Auburn	36-25	NR	15. NC State	42-17	13	15. West Virginia	37-20	20
16. Oregon State	36-18-1	11	16. Duke	35-27	15	16. Oregon State	36-18-1	12	16. Georgia Tech	43-19	7	16. Miami (Fla.)	39-18	14	16. NC State	42-17	14
17. West Virginia	37-20	19	17. Georgia	46-17	17	17. Miami (Fla.)	39-18	17	17. Florida State	39-21	NR	17. Texas A&M	37-21-1	15	17. LSU	37-24	17
18. NC State	42-17	13	18. UC Santa Barbara	45-11	18	18. Texas A&M	37-21-1	13	18. Duke	34-25	NR	18. West Virginia	37-20	17	18. Ole Miss	37-25	23
19. Miami (Fla.)	39-18	14	19. Georgia Tech	43-19	19	19. UC Santa Barbara	45-9	14	19. West Virginia	38-22	15	19. LSU	37-24	18	19. Texas A&M	37-21-1	15
20. Texas A&M	37-21-1	17	20. Oregon State	36-20-1	20	20. NC State	42-17	15	20. Oregon State	36-20-1	12	20. UC Irvine	37-17	20	20. Miami (Fla.)	39-18	16
21. Fresno State	38-14-1	23	21. NC State	42-19	21	21. Baylor	34-17	18	21. Creighton	41-13	22	21. Ole Miss	37-25	NR	21. Baylor	34-17	18
22. Baylor	34-17	18	22. Central Michigan	47-14	22	22. Creighton	38-11	25	22. UC Santa Barbara	45-11	14	22. Creighton	38-11	NR	22. Tennessee	38-19	21
23. Creighton	38-11	25	23. Baylor	35-19	23	23. Indiana State	41-16	NR	23. Texas A&M	39-23-1	18	23. Indiana State	41-16	NR	23. Creighton	38-11	NR
24. Indiana	36-21	20	24. Miami (Fla.)	41-20	24	24. Dallas Baptist	41-18	24	24. Miami (Fla.)	41-20	20	24. Baylor	34-17	19	24. Indiana	36-21	24
25. Indiana State	41-16	NR	25. Fresno State	40-16-1	25	25. Cal	32-18	NR	25. Fresno State	40-16-1	23	25. Tennessee	38-19	24	25. Dallas Baptist	41-18	25
Poll as of 5/27/2019			26. Texas A&M	39-23-1	26	Poll as of 5/27/2019			26. Tennessee	40-21	25	Poll as of 5/27/2019			Poll as of 5/27/2019		
			27. West Virginia	38-22	27				27. Baylor	35-19	21						
			28. Southern Miss	40-21	28				28. Dallas Baptist	43-20	26						
			29. Arizona State	38-19	29				29. Connecticut	39-25	NR						
			30. Creighton	41-13	30				30. NC State	42-19	19						
						Poll as of 6/3/2019									2019 Opponents in Bold		

Small's Record Watch

100-plus Strikeout Seasons

Player (Season)	So.	Strikeouts
1. Eric DuBose (1996)	So.	174
2. Ethan Small (2019)	Jr.	168
3. B.J. Wallace (1992)	Jr.	145
Eric Dubose (1997)	Jr.	145
5. Gary Rath (1994)	Sr.	141
6. Jeff Brantley (1985)	Sr.	136
7. Chris Stratton (2012)	Jr.	127
8. Ethan Small (2018)	So.	122
9. Hank Thoms (1999)	Sr.	121
10. Jeff Brantley (1984)	Jr.	115
Dakota Hudson (2016)	Jr.	115
12. Konnor Pilkington (2017)	So.	111
13. Eric Dubose (1995)	Fr.	109
14. Jon Harden (1992)	Sr.	108
Matt Ginter (1999)	Sr.	108
16. Konnor Pilkington (2018)	Jr.	107
17. B.J. Wallace (1991)	So.	104
18. JT Ginn (2019)	Fr.	103
19. Frank Montgomery (1962)	Jr.	102
20. Paul Maholm (2003)	Jr.	101
Carlton Loewer (1993)	So.	101
22. Matt Ginter (1998)	So.	100
Jacob Lindgren (2014)	Jr.	100
Ken Kurtz (1979)	Jr.	100

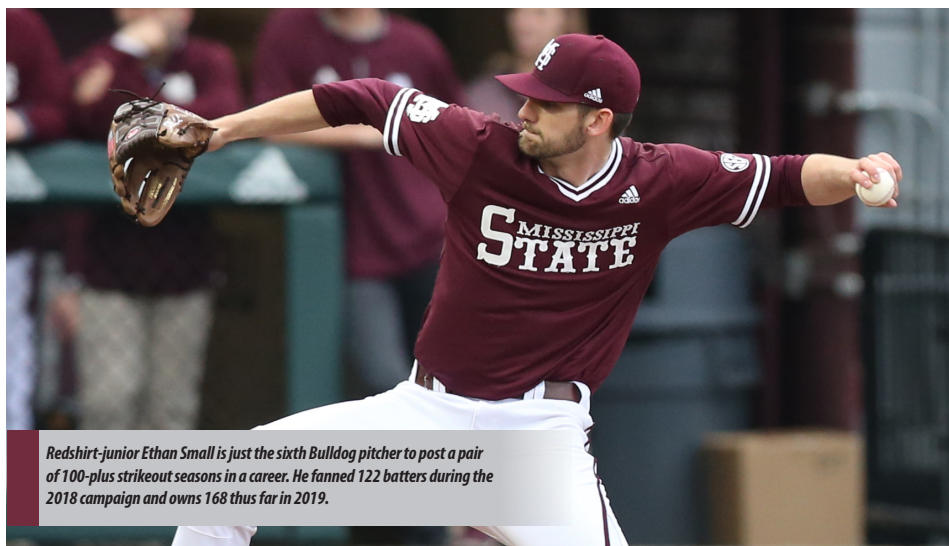
Career Strikeouts

Player (Seasons)	Strikeouts
1. Eric DuBose (1995-97)	428
2. Jeff Brantley (1982-85)	364
3. Ethan Small (2016-present)	310
4. Chris Stratton (2010-12)	279
5. Paul Maholm (2001-03)	273
6. B.J. Wallace (1990-92)	271
7. Matt Ginter (1996-99)	269
8. Mike Proffitt (1969-72)	265
9. Don Robinson (1975-78)	262
10. Carlton Loewer (1992-94)	261

Single Season Strikeouts - Southeastern Conference

Player (Seasons)	Strikeouts
1. Ben McDonald, LSU (1989)	202
2. David Price, Vanderbilt (2007)	194
3. John Powell, Auburn (1993)	191
4. Derek Lilliquist, Georgia (1987)	190
5. Eric DuBose, Mississippi State (1996)	174
6. Ethan Small, Mississippi State (2019)	168
7. Carson Fulmer, Vanderbilt (2015)	167
8. Tim Hudson, Auburn (1997)	165
9. Dave Flemming, Georgia (1990)	163
10. Anthony Ranaudo, LSU (2009)	159

Nothing Small About It



Redshirt-junior Ethan Small is just the sixth Bulldog pitcher to post a pair of 100-plus strikeout seasons in a career. He fanned 122 batters during the 2018 campaign and owns 168 thus far in 2019.

Raking in the Ks

- Redshirt-junior **Ethan Small** became just the 18th Mississippi State pitcher to record at least 100 strikeouts in one season during the 2018 campaign moved past the 100-strikeout mark in his 10th start of 2019.
- After missing the 2017 season due to injury, Small sat down 122 batters via strikeout in 2018, the eighth-highest total in State history. **MORE ON PAGE 12 SIDE BAR**
- With his sixth strikeout at No. 10 Arkansas, Small moved his named into rare company as the sixth Bulldog pitcher to strikeout 100-plus batters twice in a career.
- The other five Bulldogs to posted multiple 100-plus strikeout seasons in program history; **Jeff Brantley** (1984, 85), **Eric DuBose** (1995, 96, 97), **Matt Ginter** (1998, 99), **Konnor Pilkington** (2017, 18) and **B.J. Wallace** (1991, 92).
- Overall, Small has 310 career punch outs in 50 appearances. His season total sits at 168 in 17 starts (9.88 per start).

Fanning Double-Digits

- In his third season on the mound for State, **Ethan Small** opened the 2019 campaign with a then-career-high 11 strikeouts versus Youngstown State, including the first five batters he faced.
- He followed that up with a then-career-best 13 strikeouts in seven one-hit innings against No. 21 Southern Miss. He didn't walk a batter for the second-straight contest.
- He produced a career-best 15 Ks versus Alabama on April 12 in only six innings of work, with 15 of 18 outs ending at the plate.
- Small also has double-digit strikeout performances versus Maine (10) on March 8, at No. 4 Florida (11) on March 15, against LSU (10) on March 28, at Tennessee (11) on April 5, versus No. 3 Georgia (11) on April 26, at Ole Miss (10) on May 10, versus Vanderbilt (11) on May 23 in the SEC Tournament and versus Central Michigan (10) on June 1.
- Of his 12-career double-digit strikeout games, 11 of those have come in 2019.

NCAA Actives

- Even without moving into a starting role until his second year on the mound, redshirt-junior **Ethan Small** still ranks among the NCAA active leaders in a pair of categories.
- The Lexington, Tennessee native is among the active Division I career leaders in a pair of categories;

Rank	Statistic	Value
6	Strikeouts Per Nine Innings	13.06
7	Strikeouts	310

SEC Pitcher of the Week

- After not allowing a hit in seven scoreless innings at No. 15 Texas A&M on May 3, redshirt-junior Ethan Small earned his first-career SEC Pitcher of the Week honor.
- The conference honor is the first pitcher of the week accolade earned by a Diamond Dawg since the 2016 season, when **Dakota Hudson** earned the award on three occasions.
- Against the nationally-ranked Aggies, Small retired the first 19 batters he faced in the series opener on his way to seven hitless, shutout innings. The left-hander posted eight strikeouts, allowing just two base runners in the contest.
- Small was perfect six innings, but after recording the first out of the seventh inning, he lost his perfect game with a hit-by-pitch and followed that with a walk. He then got a flyout and struck out the final batter he faced in his sixth win of the season.

K to BB

- While the strikeout numbers have been impressive for redshirt-junior **Ethan Small**, he has also held down the walk numbers throughout his career.
- In 213 2/3 career innings pitched, Small has walked only 72 batters to 310 strikeouts. That equates into a 4.31 K-to-BB ratio.
- To start the 2019 campaign, Small went 80-straight plate appearances before issuing his first walk.

Small Owns Four National POTW Honors

- Redshirt-junior **Ethan Small** has earned three National Player of the Week recognitions during the 2019 season, grabbing Weekly Honor Roll accolades from Collegiate Baseball Newspaper each time. **MORE ON PAGE 24 SIDEBAR**
- His first honor came after striking out a career-high 13 batters in his week two start versus No. 21 Southern Miss. The left-hander allowed just one hit and hit a batter, with neither advancing to second base.
- Small's second honor came after an 11-strikeout outing against No. 4 Florida in Gainesville. The left-hander tossed six innings and allowed just two hits to earn his second-straight victory. He struck out at least one batter in each of his six innings, with multiple Ks in five of those frames.
- The third honor came after Small produced 15 of his 18 out via the strikeout in a six-inning start against Alabama. He scattered three hits and three walks, while not allowing a run in the outing. The fanned the first five batters he faced and added a string of seven-straight hitters retired - all by strikeout.
- Small was also honored after his hitless, scoreless outing at No. 15 Texas A&M on May 3. **MORE IN SEC NOTE ABOVE**



Arguably the most dominant pitcher in college baseball, Mississippi State redshirt-junior **Ethan Small** was named the College Baseball Foundation National Pitcher of the Year, becoming the first Diamond Dawg to win the award in program history.

The award has been handed out since 2009 and the College Baseball Foundation adds Small to a list that includes *Stephen Strasburg* (2009), *Trevor Bauer* (2011), *Aaron Nola* (2014) and *Carson Fulmer* (2015).

Small becomes just the second pitcher from Mississippi State to win a national pitcher of the year award, with **Chris Stratton** earned the Perfect Game National Pitcher of the Year honor in 2012. Small is the second State student-athlete to earn a national honor, as freshman **JT Ginn** was named National Freshman of the Year by Perfect Game on June 10.

With the national pitcher of the year honor, Small joins a select group of MSU student-athletes that have won a national "of the year" award. He joins Ginn, Stratton, Golden Spikes Award winner **Will Clark** (1985), and Johnny Bench Award (national catcher of the year) winner **Ed Easley** (2007).

The left-handed pitcher has already earned first-team All-America laurels from Baseball America and Collegiate Baseball Newspaper. Small is the first Diamond Dawg to garner first-team All-America accolades since **Jacob Lindgren** did so from Baseball America and Perfect Game in 2014.

Small joined Stratton as the only two SEC Pitcher of the Year winners in program history, with the award first handed out in 2003. The left hander also earned first-team All-SEC honors, becoming the first MSU pitcher since **Dakota Hudson** in 2016 to garner a spot on the All-SEC first team.

The 15th Diamond Dawg in program history to hear his name called in the first round, Small marks the fifth MSU student-athlete drafted in the first round in the last eight years, joining **Brent Rooker** (2017), Hudson (2016), **Hunter Renfro** (2013) and Stratton (2012).

Small is the fourth MSU left-handed pitcher to be taken in the first round, with the Lexington, Tennessee native joining **Paul Maholm** (2003), **Eric DuBose** (1997) and **B.J. Wallace** (1992) as southpaws taken in the first round.

Small has been up to the challenge each week as the No. 1 starter for the Bulldogs, posting a 10-2 record – including a 7-1 mark in SEC play – and a 1.76 ERA. The southpaw has now allowed more than three runs in a start all season long. Overall, he has limited the opposition to two-or-fewer runs in 16 of 17 starts. He is the first MSU pitcher since **Ross Mitchell** (13; 2013) reached double-digits in the win column.

Against ranked opponents, Small posted a 6-2 record and 1.48 ERA in 10 starts, with Mississippi State owning a 7-3 record in those games. Two of those three losses came in one-run games, while the other loss was a two-run loss at Arkansas. In 61 innings of work versus the nation's best teams, Small has allowed just 12 runs on 27 hits. He struck out 98 and walked just 18, limiting the opposition to a .131 batting average against.

On the career charts, Small owns 310 strikeouts and is just the third Diamond Dawg in program history to reach the 300-strikeout mark for a career, joining **Eric Dubose** (428; 1995-07) and **Jeff Brantley** (364; 1982-85). His 168 strikeouts this season are No. 2 on the MSU single-season list and sit No. 6 on. The SEC's single-season charts, trailing DuBose (174; 1996) on both lists.

Mangum's Record Watch

Career Hits - Mississippi State

Player (Seasons)	Hits
1. Jake Mangum (2016-present)	378
2. Jeffrey Rea (2004-07)	335
3. Richard Lee (1995-98)	328
4. Travis Chapman (1997-2000)	327
5. Steve Gendron (2001-04)	316

Career Hits - Southeastern Conference

Player (Seasons)	Hits
1. Jake Mangum, Mississippi State (2016-present)	378
2. Antoine Duplantis, LSU (2016-present)	359
3. Eddy Furniss, LSU (1995-98)	352
4. Preston Tucker, Florida (2009-12)	341
Jay Waggoner, Auburn (1992-95)	341
6. Jeffrey Rea, Mississippi State (2004-07)	335
7. Taylor Dugas, Alabama (2009-12)	334
8. Blake Dean, LSU (2007-10)	332
9. Richard Lee, Mississippi State (1995-98)	328
10. Travis Chapman, Mississippi State (1997-00)	327
Jason Williams, LSU (1993-96)	327
12. Andy Phillips, Alabama (1996-99)	322
13. Mark Ellis, Florida (1996-99)	319
14. Steve Gendron, Mississippi State (2001-04)	316
15. Chris Burke, Tennessee (1999-01)	314

Batting Average

Player (Seasons)	H-AB	Avg.
1. Will Clark (1983-85)	209-534	.391
2. Mark Gillaspie (1980-81)	139-362	.384
3. Rafael Palmeiro (1983-85)	268-720	.372
4. Jimmy Bragan (1948-50)	86-233	.369
5. Jackie Parker (1953-54)	52-142	.366
Tommy Raffo (1987-90)	278-760	.366
7. Braxton Nail (1952-55)	55-152	.362
8. Dan Paradoa (1986-87)	159-441	.361
9. Brian Wiese (1996-99)	242-674	.359
10. Mike Kelley (1976-79)	267-748	.357
11. Jake Mangum (2016-present)	372-1,039	.356

Career At-Bats - Mississippi State

Player (Seasons)	At-Bats
1. Jake Mangum (2016-present)	1,062
2. Jeffrey Rea (2004-07)	998
3. Steve Gendron (2001-04)	994
4. Matthew Maniscalco (2000-03)	993
5. Richard Lee (1995-98)	967

Career At-Bats - Southeastern Conference

Player (Seasons)	At-Bats
1. Antoine Duplantis (2016-Present)	1,109
2. Jake Mangum (2016-present)	1,062
3. Preston Tucker, Florida (2009-12)	1,035
4. Jason Williams, LSU (1993-96)	1,019
5. Blair Barbier, LSU (1997-2000)	1,000
6. Jeffrey Rea (2004-07)	998

Career Runs

Player (Seasons)	Runs
1. Dan Van Cleve (1981-85)	232
2. Burke Masters (1987-90)	227
3. Jake Mangum (2016-present)	226
4. Rafael Palmeiro (1983-85)	224
5. Travis Chapman (1997-2000)	221

Mangum's Mastery

SEC Hit King

- Senior **Jake Mangum** used a second-inning single against No. 3 Georgia to break a 21-year-old Southeastern Conference record and become the conference's all-time hits leader.
- Mangum passed LSU's **Eddy Furniss** (352; 1995-98) and now has 378 career hits.
- The SEC career hits record has been closely watched by both MSU and LSU fans all season, as Tiger's senior **Antoine Duplantis** has 359 career hits.
- His career total of 378 hits also make him Mississippi State's Hit King, as he passed **Jeffrey Rea** (335; 2004-07) with his third hit in the series opening victory at Tennessee on April 5.
- For his career, Mangum averages 1.46 hits per game.
- The NCAA record books will now list the top 14 student-athletes in career hits, as Mangum jumped onto the list with his 355th hit in the series finale versus Georgia and continues to climb.

Career Hits - NCAA

1. Phil Stephenson, Wichita State (1979-82)	418
2. Khalil Greene, Clemson (1999-2002)	403
3. Steve Stanley, Notre Dame (1999-2002)	385
4. John Fishel, Cal State Fullerton (1982-85)	379
5. Jake Mangum, Miss. State (2016-present)	378
6. Jim Thomas, Wichita State (1979-82)	373
7. Tim Raley, Wichita State (1984-87)	370
8. John Gall, Stanford (1997-2000)	368
9. Jake Weber, NC State (1995-98)	366
10. Philip Hartig, The Citadel (1998-2001)	360
11. Gary Cooper, BYU (1983-86)	359
12. Sam Fuld, Stanford (2001-04)	356
13. Sonny Meade, The Citadel (2006-09)	355
Chris Campbell, Col. of Charleston (2004-07)	355

Leading Off

- Senior **Jake Mangum** has played in 259 career games and hit in the leadoff spot in 214 of those contests.
- In 214 plate appearances to start a game (bottom or top of the first inning), Mangum has been a true table setter on 87 occasions.
- Mangum owns 68 hits in the first plate appearance of the game, giving him a hit in 31.7% of his game-starting appearances.
- Add in his 14 walks and five hit-by-pitch and Mangum has been on base after his first plate appearance 40.7% of the time.

Mangum's Milestones

- As senior Jake Mangum moves up the Mississippi State and Southeastern Conference career hits charts, below are his milestone hits.
 - 1st hit - Alcorn State, March 11, 2016
 - 8th career game
 - 100th hit - Indiana State, Feb. 25, 2017
 - 70th career game (62 game between)
 - 200th hit - Southeastern Louisiana, March 14, 2018
 - 144th career game (74 games between)
 - 300th hit - Grambling, March 13, 2019
 - 212th career game (68 games between)
 - 336th hit - at Tennessee, April 5, 2019 (MSU Record)
 - 226th career game (14 games between)
 - 353rd hit - Georgia, April 27, 2019 (SEC Record)
 - 239th career game (13 games between)

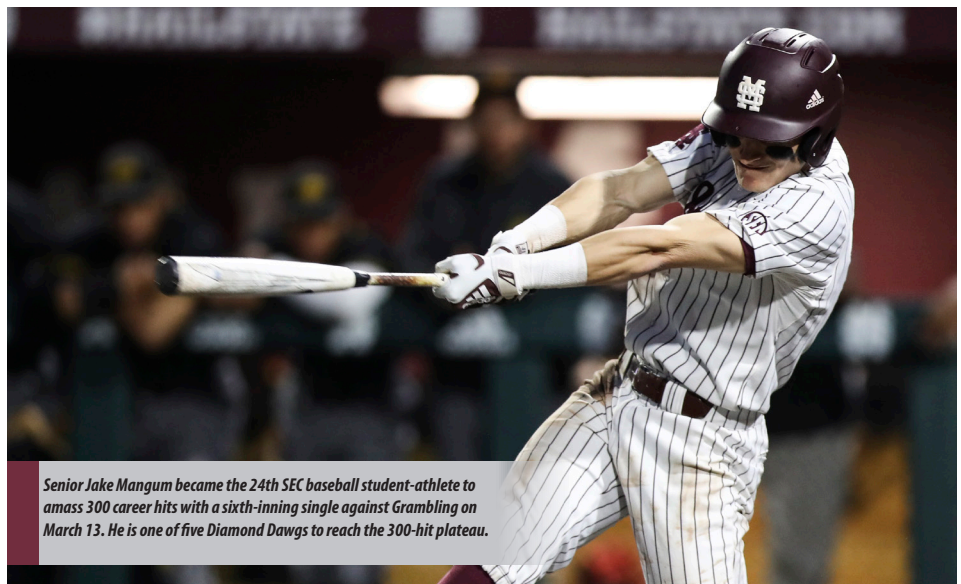
NCAA Active Leaders

- Senior **Jake Mangum** currently leads all active NCAA Division I baseball student-athletes in hits at 378, while the Pearl, Mississippi native is also among the top 50 in nine other categories.


Rank	Statistic	Value
1	Hits	378
2	At Bats	1,062
3	Runs	225
2	Games Played	259
4	Doubles	71
6	Total Bases	484
24	Batting Average	.356
15	Hit by Pitch	42
31	Stolen Bases	56
45	Triples	10

Reaching Base

- In 64 games in 2019, senior **Jake Mangum** has reached base safely in 56 of those.
- The senior owns at least one hit in 199 of 240 games started (82.9%), 207 of 255 games with at least one plate appearance (81.2%) and 207 of 259 games played (79.9%)
- Has reached base in 216 of 240 games started (90.4%), 226 of 255 games with at least one plate appearances (88.6%) and 226 of 259 games played (87.3%)
- Along those same lines, Mangum has posted 110 career multi-hit games, which gives him multiple hits in 42.5% of his career games played.



Senior Jake Mangum became the 24th SEC baseball student-athlete to amass 300 career hits with a sixth-inning single against Grambling on March 13. He is one of five Diamond Dawgs to reach the 300-hit plateau.



Mississippi State is HitU

- With a sixth-inning single against Grambling on March 13, senior **Jake Mangum** joined an exclusive group of Southeastern Conference baseball student-athletes.
- That hit pushed Mangum into the 300-hit club, making him one of just 25 SEC baseball student-athletes to reach the mark, including one of five Diamond Dawgs.
- Mangum joins the following MSU student-athletes to post 300 hits;
 - Jake Mangum (378; 2016-present)**
 - Jeffrey Rea (335; 2004-07)
 - Richard Lee (328; 1995-98)
 - Travis Chapman (327; 1997-2000)
 - Steve Gendron (316; 2001-04)
- While LSU (6) and Alabama (5) also have at least five student-athletes among the top 25 all-time hit leaders, State holds the distinction of all five 300-hit club members ranking in the top-15.
- With Rea, Lee, Chapman, Gendron and Mangum each sitting among the top-15 in SEC career hits, only LSU (4) has more than two. Alabama and Florida have two, while Auburn and Tennessee have one apiece.

Mangum With Back-to-Back C-Notes

- Senior **Jake Mangum** became the fifth Diamond Dawg in program history to collect 100 hits in a season during the 2018 campaign and followed that up by becoming the only MSU baseball student-athlete with back-to-back 100-hit seasons in 2019.
- “The Mayor” posted 101 hits in 2018, the fourth-most in a single-season in MSU history and sits at 103 hits entering the NCAA Starkville Super Regional.
- His 100-hit season in 2018 was the first since **Adam Frazier** did it during the 2013 campaign, logging a school-record 107 hits.
- The complete list of Bulldogs with 100-plus hits in a season is below;
 - Adam Frazier (107; 2013)
 - Brian Wiese (103; 1998)
 - Jake Mangum (103; 2019)**
 - Tommy Raffo (102; 1989)
 - Jake Mangum (101; 2018)**
 - Richard Lee (100; 1997)

Mangum With Back-to-Back C-Notes - SEC Edition

- Senior **Jake Mangum** joined a select group of Southeastern Conference hitters when he posted his second 100-hit season in 2019.
- He was the first SEC hitter to go back-to-back with 100 hits in a season since Chris Burke did so in 2000 and 2001 and is just the fourth SEC baseball student-athlete with back-to-back 100-hit seasons.
 - Chris Burke, Tennessee - 2000 (109) and 2001 (118)
 - Todd Walker, LSU - 1992 (100) and 1993 (109)
 - Wes Grisham, LSU - 1989 (106) and 1990 (100)

Mangum's Record Watch (cont.)

Career Doubles - Mississippi State

Player (Seasons)	Doubles
1. Travis Chapman (1997-2000)	71
Jake Mangum (2016-present)	71
3. Richard Lee (1995-98)	66
4. Pete Young (1987-89)	56
5. Dan Van Cleve (1981-85)	55

Career Doubles - Southeastern Conference

Player (Seasons)	Doubles
1. Eddy Furniss (1995-1998)	87
2. Doug Radziewicz, Georgia (1988-91)	80
3. Chris Burke, Tennessee (1999-01)	72
4. Todd Faulkner, Auburn (1998-01)	71
Travis Chapman, Mississippi State (1997-00)	71
Jake Mangum, Mississippi State (2016-present)	71
7. Preston Tucker, Florida (2009-12)	70
8. Adam Swann, Georgia (1999-2002)	69
9. Gabe Gross, Auburn (1999-01)	68
Ryan Lundquist, Arkansas (1996-99)	68

Career Triples

Player (Seasons)	Triples
1. Mike Kelley (1976-79)	20
2. Ted Milton (1969-72)	14
3. Brad Winkler (1980-83)	12
4. Matthew Maniscalco (2000-03)	11
5. Rex Buckner (1990-93)	10
Jeff Butts (2003-06)	10
Ryan Collins (2008-11)	10
Jake Mangum (2016-present)	10
9. Cody Brown (2014-17)	9
Gator Thiesen (1984-85)	9
Tracy Echols (1986-87, 89-90)	9
Jeffrey Rea (2004-07)	9

Career Total Bases

Player (Seasons)	Total Bases
1. Richard Lee (1995-98)	544
2. Rafael Palmeiro (1983-85)	530
3. Jake Mangum (2016-present)	484
4. Travis Chapman (1997-2000)	482
5. Tommy Raffo (1987-90)	477

Career Stolen Bases

Player (Seasons)	Stolen Bases
1. Mike Kelley (1976-79)	79
2. Dan Van Cleve (1981-85)	70
3. Brad Winkler (1980-83)	60
4. Jake Mangum (2016-present)	56
5. Dave Klipstein (1979-82)	54
Grant Hogue (2008-09)	54
7. Pete White (1980-83)	51
8. Matthew Maniscalco (2000-03)	46
Jacob Robson (2013-16)	46
10. Jeffrey Rea (2004-07)	43

Career Games Played

Player (Seasons)	Games Played
1. Jake Mangum (2016-present)	259
Burke Masters (1987-90)	251
3. Richard Lee (1995-98)	248
Travis Chapman (1997-2000)	248
5. Brad Freeman (1995-98)	246
Matthew Maniscalco (2000-03)	246

Breaking Jake Down

The Southeastern Conference's all-time hits leader has done it many ways and below is a breakdown of senior **Jake Mangum's** 372 hits.

Multi-Hit	(2)	(3)	(4)	(5+)	Total
Fr.	11	7	3	1	22
So.	18	6	3	--	27
Jr.	19	9	1	1	30
Sr.	19	7	3	2	29
Totals	67	29	10	4	110

Batting	Fr.	So.	Jr.	Sr.	Total
Right-handed	13	30	29	29	101
Left-handed	71	60	72	74	277
Lead-off Hit	13	13	22	20	68

- First at bat of the top or bottom of the first inning

With 2 Outs	14	29	26	22	91
Runners in	19	28	28	30	105
Scoring Position					

By Site	Fr.	So.	Jr.	Sr.	Total
Home	43	49	39	71	202
Away	30	33	32	26	121
Neutral	11	8	30	6	55

In the Order	Fr.	So.	Jr.	Sr.	Total
Leadoff	64	70	101	103	338
2nd	12	--	--	--	12
3rd	--	11	--	--	11
4th	1	--	--	--	1
5th	2	9	--	--	11
6th	1	--	--	--	1
7th	--	--	--	--	--
8th	2	--	--	--	2
9th	2	--	--	--	2

Breaking Down the Wins

Comeback Wins (27)

Date	Opp.	Deficit(s)	Final
2/15	Youngstown State	0-3	14-3
2/16-1	Youngstown State	0-2	14-2
2/20	UAB	0-2	3-2
3/1	vs. Sam Houston State	2-4	5-4
3/10	Maine	6-7	9-8
3/13	Grambling	0-1	18-1
3/15	at Florida	0-1	6-5
3/19	Little Rock	0-4	15-4
3/20	at Samford	0-4	6-4
3/24	Auburn	2-4, 5-12, 13-15	20-15
3/26	Mississippi Valley State	0-3	18-5
3/28	LSU	0-2	6-5
4/5	at Tennessee	1-2	6-3 (11 Inn.)
4/7	at Tennessee	0-2	7-5
4/10	South Alabama	0-1	7-5
4/23	vs. Ole Miss	0-1	8-1
4/26	Georgia	0-1	19-3
5/8	Memphis	0-7, 8-9	10-9
5/11	at Ole Miss	0-2, 2-4	8-5
5/12	at Ole Miss	0-1, 1-2	11-5
5/16	South Carolina	0-2	24-7
5/17	South Carolina	0-2	11-2
5/23	vs. LSU	4-5	6-5 (17 Inn.)
5/31	Southern	2-4	11-6
6/2	Miami (Fla.)	0-1	5-2
6/8	Stanford	0-1	6-2
6/9	Stanford	0-1	8-1

Big Innings (21)

Date	Opp.	Inn.	Runs.
2/15	YSU	8	11
2/26	Jackson State	3	5
		7	8
3/6	UAPB	7	8
3/13	Grambling	5	5
		6	5
3/19	Little Rock	6	8
3/23	Auburn	1	5
		8	7
3/24	Auburn	8	5
3/26	MVSU	8	8
4/3	ULM	1	7
		4	10
4/13	Alabama	7	5
4/26	Georgia	6	5
5/11	at Ole Miss	7	6
5/12	at Ole Miss	4	9
5/16	South Carolina	4	5
		5	7
		8	5
5/17	South Carolina	8	5

NOTE: Big Innings consists of five or more runs scored.

Mangum Among SEC Elite

- Senior **Jake Mangum** joined some elite company when he was named to the All-SEC first team following the 2019 regular season.
- Mangum became the first Mississippi State baseball student-athlete to earn three selections to the first-team All-SEC squad. He was also a second-team All-SEC pick during his sophomore season.
- Since the conference was established in 1933, only 16 SEC baseball student-athletes have earned three first-team All-SEC selections;

Alabama

Jack Kubiszyn, 1956-58
Dave Magadan, 1981-83

Auburn

Andy Merchant, 1970-72
Frank Thomas, 1987-89

Florida

Mike Stanley, 1982, 84-85

Kentucky

Frank Ramsey, 1951-53
Derek Bryant, 1971-73

LSU

Todd Walker, 1992-94

Ole Miss

Bernie Schreiber, 1954-56
Jake Gibbs, 1959-61
Donnie Kessinger, 1962-64
Jimmy Yawn, 1965-67

Mississippi State

Jake Mangum, 2016, 18-19

Tennessee

Bobby Tucker, 1970-73

Vanderbilt

Pedro Alvarez, 2006-08
Scotti Madison, 1978-80



'Penning It Down

Gordon's Scoreless Streak

- Graduate **Cole Gordon** nearly equaled the MSU record for consecutive scoreless innings pitched, as he ran a streak of 25 innings without giving up a run.
- Gordon's streak was just shy of **Jonathan Holder's** 27 1/3 innings of scoreless work during the 2012 season and ranks third in program history, just shy of **Bobby Reed's** 25 1/3-straight scoreless innings in 1988.
- The streak began with a scoreless ninth inning against Oklahoma in the fourth game of the 2018 Tallahassee Regional and ended with a one-out sacrifice fly versus Maine on March 10, 2019.
- During the stretch, Gordon has accomplished the following;
 - vs. Oklahoma (6/3): 6.0 IP, 7 H, 4 R, 2 BB, 10 K - **Win**
 - The final inning was scoreless, with 3K, 1 HPB, 1 BB at Vanderbilt (6/8): 3.1 IP, 1 H, 1 BB, 3 K*
 - at Vanderbilt (6/10): 3.2 IP, 2 H, 3 BB, 7 K
 - vs. Washington (6/16): 0.1 IP, 1 H
 - vs. North Carolina (6/19): 3.0 IP, 1 H, 2 K - **Save**
 - vs. Oregon State (6/23): 4.1 IP, 1 H, 3 K
 - Youngstown State (2/15): 1.0 IP, 2 K - **Win**
 - UAB (2/20): 2.0 IP, 2 H, 1 BB, 4 K - **Save**
 - Southern Miss (2/24): 2.0 IP, 3 BB, 2 K - **Win**
 - vs. Sam Houston State (3/1): 1.0 IP, 1 H, 1 K - **Save**
 - vs. Texas Tech (3/2): 1.0 IP, 2 K - **Save**
 - East Carolina (3/5): 1.0 IP, 4 K - **Save**
 - Maine (3/10): 1.0 IP, 2 K
- During the streak, Gordon allowed nine hits, nine walks and hit one batter. He struck out 35 to go along with a 3-0 record and five saves in the 10 appearances.
- Along with his work on the mound, Gordon also wears the SEC Graduate patch, signifying an SEC student-athlete that has already completed their degree.
- He owns degrees in business administration and marketing. Gordon is currently working towards his MBA.

MORE ON PAGE 24

A Trusty 'Pen

- Everyone needs a trusty pen. Be it for note taking, making a grocery list or, as a head baseball coach, somewhere you can go to get big outs late in games.
- Through 64 games, the Mississippi State bullpen has been just that for head coach **Chris Lemonis** and pitching coach **Scott Foxhall**, posting a 3.83 ERA.
- The 'pen has posted 21 wins and collected 16 saves. Fourteen relievers have racked up 277 1/3 innings to help the Dawgs to a 51-13 record. **MORE ON PAGE 42**
- Fourteen different relievers have combined to allow just 118 earned runs on 251 hits. The group owns 320 strikeouts and 125 walks.

Liebelt Thriving as a Senior

- Senior **Jared Liebelt** (Lee-belt) spent his first two collegiate seasons at Waubesa (Ill.) Community College, before the Aurora, Illinois native made his way to Starkville.
- After appearing in 12 games during the 2018 campaign and throwing just 13 innings, Liebelt has enjoyed a breakout senior season.
- His 2018 campaign featured 21 runs (19 earned) on 21 hits. He walked eight batters and struck out seven.
- In 2019, Liebelt surpassed his strikeout total from the previous season by appearance No. 5 and enters the week with 32 appearances.
- On the season, the right hander has 36 strikeouts and just seven walks in 51 2/3 innings. He has allowed just 53 hits.
- Below is a look at his two seasons at MSU;

	App	IP	H	R	ER	BAA	BB	K	HBP
2018	12	13.0	21	21	19	.362	8	7	7
2019	32	51.2	53	23	16	.265	9	36	4

Career Reliever Lists

Single Season Saves

Player (Seasons)	Saves
1. Jonathan Holder (2013)	21
2. Spencer Price (2017)	14
3. Scott Tanksley (1994)	13
Van Johnson (1997)	13
5. Adam Larson (2000)	12
Caleb Reed (2011)	12
7. Cole Gordon (2019)	11
8. Jay Powell (1991)	10
Van Johnson (1998)	10
10. Caleb Reed (2012)	9
Jonathan Holder (2012)	9

Single Season Appearances

Player (Season)	APP
1. Jon Harden (1992)	39
Van Johnson (1997)	39
3. Chad Girodo (2013)	36
4. Van Johnson (1998)	34
Jonathan Holder (2013)	34
Ross Mitchell (2013)	34
7. Mike Martin (1988)v	33
8. Jon Harden (1991)	32
Scott Tanksley (1994)	32
Jared Liebelt (2019)	32

Career Saves

Player (Seasons)	Saves
1. Jonathan Holder (2012-13)	37
2. Van Johnson (1995-98)	29
3. Scott Tanksley (1993-95)	24
4. Caleb Reed (2009-12)	21
5. Pete Young (1987-89)	19
6. Jay Powell (1991-93)	17
7. Bryan Hardwick (1979-80, 1982)	16
Cole Gordon (2016-present)	16
8. Adam Larson (1999-2001)	15
9. Aaron Weatherford (2006-08)	14
Spencer Price (2017-present)	14

Career Relief Appearances

Player (Seasons)	RA
1. Van Johnson (1995-98)	115
2. Jon Harden (1989-92)	110
3. Caleb Reed (2009-12)	92
4. Ross Mitchell (2012-15)	86
5. Jonathan Holder (2012-14)	81
6. Chad Girodo (2010-13)	78
7. Scott Tanksley (1993-95)	75
8. Pete Young (1987-89)	72
9. Scott Polk (1995-99)	71
Saunders Ramsey (2002-05)	71

-- Riley Self (2017-present)	70





Hitting Totals/Streaks

MULTI-HIT GAMES	2	3	4	5+	2019	Career
Jake Mangum	19	7	3	2	31	110
Justin Foscue	21	7	1	--	29	39
Tanner Allen	11	9	4	1	25	49
Jordan Westburg	18	4	1	--	23	30
Rowdey Jordan	11	6	2	--	19	39
Elijah MacNamee	15	2	--	--	17	41
Dustin Skelton	12	3	1	--	16	27
Marshall Gilbert	11	1	--	--	12	20
Josh Hatcher	10	1	--	--	11	23
Gunner Halter	7	1	--	--	8	8
Brad Cumbest	1	2	--	--	3	3
Landon Jordan	2	1	--	--	3	3
Luke Hancock	2	--	--	--	2	2
Hayden Jones	1	--	--	--	1	1
TEAM	141	44	12	3	200	--

MULTI-RBI GAMES	2	3	4	5+	2019	Career
Jordan Westburg	8	5	2	1	16	22
Rowdey Jordan	11	3	1	--	15	24
Tanner Allen	7	4	2	2	15	21
Justin Foscue	9	3	3	--	15	21
Elijah MacNamee	8	4	--	1	13	29
Dustin Skelton	5	5	1	2	13	19
Jake Mangum	8	2	--	--	10	29
Josh Hatcher	4	--	1	--	5	11
Marshall Gilbert	1	3	--	--	4	9
Luke Hancock	2	1	--	--	3	3
Landon Jordan	3	--	--	--	3	3
Gunner Halter	3	--	--	--	3	3
Hayden Jones	2	--	--	--	2	2
Brad Cumbest	1	1	--	--	2	2
TEAM	72	31	10	6	119	--

HITTING STREAKS	Current	2019 Long	Career
Jake Mangum	3	20	27 *
Dustin Skelton	6	13	13
Elijah MacNamee	2	12	12
Tanner Allen	11	11	11
Justin Foscue	2	10	10
Jordan Westburg	5	8	8
Rowdey Jordan	1	7	7
Josh Hatcher	--	6	6
Gunner Halter	--	6	6
Marshall Gilbert	2	4	6
Landon Jordan	--	4	4
Hayden Jones	--	3	3
Luke Hancock	--	3	3
Brad Cumbest	--	2	2
Bryce Brock	1	1	1

Cole Gordon	--	--	3
Spencer Price	1	--	1

REACHED BASED	CURRENT	2019	CAREER
Elijah MacNamee	2	28	31
Dustin Skelton	6	24	24
Jake Mangum	3	20	27 *
Justin Foscue	2	18	18
Tanner Allen	18	18	18
Jordan Westburg	17	17	17
Gunner Halter	--	17	17
Rowdey Jordan	6	15	15
Luke Hancock	--	12	12
Hayden Jones	--	7	7
Marshall Gilbert	4	7	7
Josh Hatcher	--	6	8
Landon Jordan	--	6	6
Brad Cumbest	--	4	4
Bryce Brock	1	1	1

Cole Gordon	--	--	4
Spencer Price	1	--	1

* - Mangum's 27-game hit and reached-base streak spanned the 2016 and 2017 seasons. His career-best single season hitting streak is 14 games, doing so during both the 2017 & 2018 seasons. He has reached base in 20-straight games on two occasions, during the 2016 & 2019 campaigns.

News and Notes

Foscue Hitting Long Ball

- In 2018, **Justin Foscue** hit three home runs, with each of them coming on the road. In 2019, Foscue hit his fourth home run in the ninth game of the season.
- After hitting all of his homer runs away from a season ago, Foscue is enjoying the New Dude, hitting 11 of his 14 long balls in front of the home crowd in 2019.
- With is 10th home run of the season versus South Alabama on April 10, Foscue became the first Diamond Dawg to reach double-digits in home runs since **Brent Rooker** (23; 2017).
- The sophomore enters College World Series play with 14 total home runs in 2019.

Sophomore's Slaying

- The quartet of **Tanner Allen**, **Justin Foscue**, **Rowdey Jordan** and **Jordan Westburg** played a big part in the 2018 run to Omaha as freshmen and came up just as big in the return trip to the College World Series.
- Below is a look at their 2018 season totals and what they have done entering the final event of 2019.

Tanner Allen

	GP-GS	R	H	HR	RBI	TB	Avg.	BB	K
2018	68-68	42	79	5	45	122	.287	27	62
2019	64-64	55	92	7	64	137	.348	32	37

Justin Foscue

	GP-GS	R	H	HR	RBI	TB	Avg.	BB	K
2018	58-48	24	45	3	20	66	.241	22	22
2019	64-64	65	89	14	59	153	.338	29	31

Rowdey Jordan

	GP-GS	R	H	HR	RBI	TB	Avg.	BB	K
2018	57-51	39	62	7	37	100	.321	21	40
2019	64-63	54	72	6	47	104	.296	29	40

Jordan Westburg

	GP-GS	R	H	HR	RBI	TB	Avg.	BB	K
2018	42-31	18	30	2	30	47	.248	10	35
2019	63-63	68	75	6	61	117	.299	38	64

Doubles For Days

- Mississippi State has four student-athletes with 20-plus doubles in 2019, marking the first time in program history that four Bulldogs have reached the 20-double mark.
- With Tanner Allen (22), Justin Foscue (22), Jake Mangum (22) and Jordan Westburg (20) each owning 20 or more doubles, they supplant the 1985 squad as the team with the most student-athletes to reach 20 doubles.

2019	Tanner Allen	22
	Justin Foscue	22
	Jake Mangum	22
	Jordan Westburg	20

1985	Gator Thiesen	21
	Dan Van Cleve	21
	Will Clark	20
1998	Brian Wiese	24
	Richard Lee	20
1990	Jim Robinson	22
	John Cohen	20

- No Mississippi State team has ever seen four student-athletes reach the 20-double mark, but the 2019 squad also has Elijah MacNamee (19) looking to join the group during the College World Series.

Scoring in Bunches

- After scoring 35 runs in the final two games of a home series with then-No. 16 Auburn, Mississippi State piled up 18 runs against Mississippi Valley State in its next game.
- The three-straight games with 15-plus runs marked just the fourth time in program history that State had scored 15 or more runs in three straight.
- It was the first time since 1998 that MSU scored at least 15 runs in three-straight contests. The complete list is below.

2019	No. 16 Auburn	W, 15-2
	No. 16 Auburn	W, 20-15
	Miss. Valley State	W, 18-5
1998	Miss. Valley State	W, 27-1
	Alcorn State	W, 18-4
	Jackson State	W, 18-0
1997	Jackson State	W, 20-0
	Jackson State	W, 19-1
	Alcorn State	W, 16-1
1997	Southern Miss	W, 16-12
	Southern Miss	W, 20-2
	at Ole Miss	W, 21-6

Putting Up 20

- Mississippi State piled up 21 hits and scored 20 runs in a series-clinching win on Sunday, March 24 against Auburn to mark the first 20-run game since scoring 27 against Alcorn State on April 20, 2010 in a 27-4 win.
- The 20-run outburst was the largest in an SEC contest since ranking up 20 runs against Florida in a 20-7 win on May 5, 2000.
- The 35 combined runs were the most in a game since MSU and Kentucky scored 39 runs on April 19, 2009.
- The Diamond Dawgs later scored 24 runs against South Carolina in the series opener, to mark just the second time in program history that an MSU team posted multiple 20-run games in SEC play (1997).
- Below is a list of 20-run games for Mississippi State in a Southeastern Conference game since 1933;

29	Kentucky	1941	24	South Carolina	5/16/2019
28	at Kentucky	1989	22	Georgia	1990
27	Ole Miss	1983	22	at Tulane	1958
27	Vanderbilt	1956	22	Tulane	1950
26	LSU	1978	21	at Ole Miss	4/25/1997
26	LSU	1942	21	at Tulane	1946
25	at Vanderbilt	4/6/1997	20	Auburn	3/24/2019
25	Georgia	1988	20	Florida	5/5/2000
25	LSU	1934	20	at Tulane	1955

Back-to-Back 15s in SEC Play

- Mississippi State rebounded from a 6-5 series-opening loss to then-No. 16 Auburn with 35 runs in the next two contests. State won the series with a 15-2 win on Saturday and a 20-15 victory on Sunday.
- In 85 seasons of playing baseball in the SEC, Mississippi State has scored 15-plus runs in back-to-back games just three other times.

2019	No. 16 Auburn	W, 15-2
	No. 16 Auburn	W, 20-15
2000	at LSU	W, 15-13
	at LSU	L, 15-18
1997	at Vanderbilt	W, 15-5
	at Vanderbilt	W, 25-13 (7 inn.)
1953	Tulane	W, 16-4
	LSU	W, 16-7

NOTE: State began SEC play in 1933 as a charter member of the conference, but did not compete during the 1944 or 1945 seasons.

Limiting The Runs

- Twice in 2019 the Mississippi State pitching staff has made it through a Southeastern Conference weekend allowing four runs, which marks the first time in program history the Bulldogs have held two SEC opponents to four or fewer runs in a three-game series in the same season.
- Since the SEC went to three-game series in 1967, MSU has 15 series allowing four or fewer runs;

2019	at Texas A&M	4-0, 0-1, 4-3
2019	Alabama	6-0, 9-1, 13-3
2014	at Auburn	3-0, 3-0, 12-1
2012	Tennessee	2-1 (11), 7-1, 3-2 (14)
2003	at Ole Miss	2-0, 7-0, 8-4
2001	Auburn	2-1 (10), 4-0, 8-2
1990	Kentucky	3-0, 9-2, 8-0
1985	Auburn	4-1, 3-2, 14-0
1984	Auburn	6-0, 6-1, 14-1
1983	Auburn	8-0, 5-1, 7-2
1982	Auburn	9-2, 6-0, 10-0
1977	Auburn	3-0, 5-0, 12-1
1974	Alabama	0-1, 3-1, 6-1
1972	Alabama	8-1, 2-0, 0-3
1970	Alabama	4-1, 1-0, 5-1

100K Duo

- Redshirt-junior **Ethan Small** and freshman **JT Ginn** have each eclipsed the 100-strikeout mark for the season entering the NCAA Tournament, marking the fourth time in program history teammates have reached the plateau in the same season.

MORE ON PAGE 12 SIDEBAR

- Small struck out his 100th batter in a start versus Arkansas on April 18, while Ginn reached the mark in the SEC Tournament versus LSU on May 24.

- The only other Bulldog pitching duos to reach the 100-strikeout mark in the same season are;

1992	BJ Wallace (145) & Jon Harden (108)
1999	Hank Thoms (121) & Matt Ginter (108)
2018	Ethan Small (122) & Konnor Pilkington (107)
2019	Ethan Small (168) & JT Ginn (103)

Ks For Days

- The first five outs recorded by Mississippi State in 2019 came via the strikeout and Bulldog pitchers amassed 43 Ks during the opening weekend of the season.
- That strikeout total is the highest three-game series total since at least 2005.
- MSU also posted 40-plus strikeouts in a three-game set versus LSU, racking up 41 strikeouts.
- Along those lines, the Bulldogs amassed double-digit strikeouts in each of the first nine games, marking the longest stretch to start a season since at least 2007.
- Overall, State has piled up 10-plus strikeouts in 43 of 64 games in 2019.
- Redshirt-junior **Ethan Small** entered the week No. 1 nationally with 168 strikeouts through NCAA Super Regional play. He has racked up those Ks while walking just 29 batters.

MORE ON PAGE 42

- Freshman **JT Ginn** owns 103 strikeouts in his 16 starts to enter the NCAA College World Series ninth in the SEC, including a career-best 11 at No. 4 Florida in his first-career SEC start.
- The bullpen has struck out 320 batters in 277 1/3 innings of work, with six of 14 relievers fanning at least 20 batters in a relief role, while five of those relievers have 30-plus strikeouts.

MORE ON PAGE 42

Freshman 100

- While the "Freshman 15" may be truer for some more than others, it is not often that a freshman comes into college baseball and strikes out 100 batters in his first season.
- Freshman **JT Ginn**, however, reached the 100-strikeout mark in his 15th start of the season versus LSU (5/24) in the SEC Tournament.
- Ginn joins **Eric Dubose** (109; 1995) as the only Mississippi State freshmen to ever reach the 100-strikeout mark during a rookie season. **MORE ON PAGE 12 SIDEBAR**
- Ginn is also the 17th Diamond Dawg to reach the 100-strikeout mark in a season, with his 100th strikeout marking the 24th 100-strikeout season in program history.

Pitching Potables

Record By Starter

Pitcher	Starts	Team Record
Cerantola, Eric	4	4-0
Eagan, Jack	1	1-0
Ginn, JT	16	12-4
James, Keegan	8	7-1
Plumlee, Peyton	15	11-4
Small, Ethan	17	13-4
Smith, Brandon	2	2-0

Quality Starts

Pitcher	Starts	Quality Starts	Steak
Cerantola, Eric	4	--	--
Eagan, Jak	1	--	--
Ginn, JT	15	6	--
James, Keegan	8	--	--
Plumlee, Peyton	14	4	1
Small, Ethan	17	14	3
Smith, Brandon	1	--	--

Starting Pitcher Run Support

Pitcher	Starts	Runs *	Runs Per Start
Cerantola, Eric	4	64	16.0
Eagan, Jack	1	7	7.0
Ginn, JT	16	124	7.8
James, Keegan	8	78	9.7
Plumlee, Peyton	15	106	7.1
Small, Ethan	17	123	7.2
Smith, Brandon	2	11	5.5

* - Runs are based on total runs scored by the team in each pitchers starts, not just runs scored while the starting pitcher is in the game.





Team Record Books

Single Season Batting Average

Season	Avg.
1. 1999	.335
2. 1997	.332
3. 1977	.328
4. 1998	.325
5. 1988	.324
6. 1989	.317
7. 2019	.317
8. 2007	.316
9. 1983	.315
10. 1990	.312

Single Season Runs

Season	Runs
1. 1997	633
2. 1989	618
3. 1999	596
4. 1990	560
5. 1998	542
6. 1988	537
7. 2019	519
8. 1983	515
1981	515
10. 2000	513

Single Season Hits

Season	Doubles
1. 1997	823
2. 1999	787
3. 1990	784
4. 1989	778
5. 1998	767
6. 2019	726
7. 1988	717
9. 2013	713
9. 1996	701
10. 2003	694

Single Season Doubles

Season	Doubles
1. 2019	160
2. 1989	157
3. 1999	156
4. 1998	146
5. 1988	145

Single Season Doubles - Southeastern Conference

Team (Season)	Doubles
1. LSU (2000)	194
2. South Carolina (2002)	178
3. Arkansas (1997)	168
4. Auburn (1997)	165
Auburn (1998)	165
6. Alabama (1997)	163
7. Alabama (1999)	161
8. Mississippi State (2019)	160
9. Alabama (1996)	159
Floirda (1998)	159

Single Season RBIs

Season	RBIs
1. 1997	575
2. 1989	549
3. 1999	541
4. 1998	498
5. 1988	491
6. 1990	490
7. 2019	472
8. 1983	461
1984	461
10. 2000	459

Taking The Series

- Mississippi State won eight of its 10 SEC series in 2019, winning four of five at home and on the road.
- The Bulldogs are just the eighth MSU team since 1970 to win four Southeastern Conference road series in a single season, which is tied for third-most in program history.
- The 2016 and 1997 teams each went 5-0 in road SEC series.
- With a series win over South Carolina in the final weekend of the regular season, the 2019 squad tied for the second-most home series wins in program history. The 2000 team posted a 5-0 mark at home.

Uni Watch

- Mississippi State has eight different uniform combinations for the 2019 campaign and below is a look at how they have fared in each garb;
- | | |
|----------------------|------|
| Black '85s | 9-0 |
| Maroon '85s | 14-4 |
| White '85s | 11-1 |
| White Block State | 7-1 |
| Grey Vests | 2-1 |
| White Pinstripes | 4-1 |
| Grey Pinstripes | 4-4 |
| Alex Wilcox Uniforms | 1-0 |

Best Start Since...

- Through its first 26 games, MSU piled up an 23-3 record with eight wins against teams ranked in the Baseball America Top 25.
 - State toppled No. 21 Southern Miss (twice), No. 8 Texas Tech No. 14 East Carolina, No. 4 Florida (twice) and No. 16 Auburn (twice) to that point in 2019.
 - The 23-3 record was the best 26-game start since 1979, when the Diamond Dawgs started the year 29-3.
 - The 2019 start included a 14-game winning streak that ran from Feb. 23-March 16. The streak is tied for the fourth-longest run in program history;
- | | |
|-----------|------------------------------------|
| 18 | 2006 |
| 17 | 2013 |
| 15 | 1987 |
| 14 | 1985, 2019 |
| 13 | 1970, 1976, 1979, 1981, 1999, 2015 |

Lemonis Wins No. 1

- Head coach **Chris Lemonis** earned his first Mississippi State victory in his first game as head coach, joining eight other Bulldog skippers to accomplish the feat.
- Lemonis joins **John Cohen, Jimmy Bragan, Paul E. Gregory, S.L. Robinson, F.P. Plass, S.A. Jehl, S.W. Scales** and **G.C. Creelman**, who each won their first games as the Maroon and White's head coach.
- Ron Polk** won the first game of his second stint as the MSU skipper in 2002. However, Polk dropped his MSU debut, 2-1, to Louisiana Tech in 1976.
- Of the nine coaches to win their first game, Lemonis joins Creelman and Robinson as the only three to start 4-0 or better. Creelman won his first 14 games over five seasons and was 15-0-3 before suffering his first loss, while Robinson started 6-0 in 1919. Lemonis began the season 4-0.

First-Year Success for Lemonis

- Head coach **Chris Lemonis** guided the Diamond Dawgs to the 43rd win of the season in his 53rd game as the program's top dawg.
- The 7-3 victory over Louisiana Tech on May 14 made Lemonis the winningest first-year head coach in program history, passing **Pat McMahon's** 42 wins during the 1998 season.
- Other notable first-year MSU skippers include;

Head Coach	Record	Season
Jimmy Bragan	16-24	1975
Ron Polk	28-17	1976
Pat McMahon	42-23	1998
John Cohen	25-29	2009

SEC's Winningest First-Year Skipper

- Head coach **Chris Lemonis** will be the first person to tell you he inherited a very talented roster upon arrival in Starkville, but the first-year skipper has set the record for most wins by a first-year Southeastern Conference head coach.
- Lemonis surpassed **Smoke Laval** of LSU for the most wins by a Southeastern Conference first-year head coach, doing so in the regular season.

Wins	Head Coach, School	Season
51	Chris Lemonis, Mississippi State	2019
44	Smoke Laval, LSU	2002
43	Nick Mingione, Kentucky	2017
43	Chad Holbrook, South Carolina	2013
43	Joe Arnold, Florida	1994
43	June Raines, South Carolina	1977

NOTE: The list below includes head coaches in their first year as a head coach in the conference, not at an SEC school.

Filling the #NewDude

Opening a new stadium always drums up elevated interest from fans, but opening the nicest facility in college baseball combined with a baseball-hungry fan base is a perfect combination to create an unbelievable atmosphere.

The best fans in college baseball have shown up in near-record numbers to help christen the "New Dude" in style.

- Through 42 home games, MSU is averaging 8,899 in home attendance to set the school record for average attendance. The previous mark for average attendance was 8,127, which came during 2014 season.
- That average is helped by a school-record 10 crowds of 10,000-plus.

10	2019
8	2016
5	2013
4	2014, 2007

- Along with the home crowd success, Mississippi State and Ole Miss drew a facility-record crowd of 8,638 fans for the 2019 Governor's Cup at Trustmark Park in Pearl, Mississippi on April 23.
- Mississippi State ranked No. 3 nationally in average attendance in the regular season, with the top 10 listed below;

Team (Conference)	Average Attn.	Games
1. LSU (SEC)	10,564	35
2. Ole Miss (SEC)	8,911	31
3. Mississippi State (SEC)	8,641	37
4. Arkansas (SEC)	8,344	34
5. South Carolina (SEC)	5,998	33
6. Texas (Big 12)	5,798	32
7. Texas A&M (SEC)	4,959	34
8. Louisiana (Sun Belt)	4,663	31
9. Nebraska (Big Ten)	4,426	19
10. TCU (Big 12)	4,379	27



17 Innings of Fun

- Mississippi State and LSU played an SEC Tournament-record 6 hour and 43 minute contest in the final game of Wednesday, May 22 at Hoover Metropolitan Stadium.
- The 17-inning game is tied for the longest game in Mississippi State history with two other contests. The Maroon and White also went 17 innings against Missouri on May 21, 2013 at the SEC Tournament and at Ole Miss on April 29, 2007
- MSU is 3-0 in 17-inning games.
- The game began at a modest 8:20 p.m. on Wednesday, May 22 and ended at 3:03 a.m. on Thursday, May 23 when **Gunner Halter's** single up the middle scored **Justin Foscue** from second, after he reached on a wild pitch following a strikeout.

Big League Talent

- Mississippi State is great at turning out major league talent, with 60 Diamond Dawgs reaching the highest level of the sport, but it is also great at keeping student-athletes from the draft.
- The 2019 roster featured eight Bulldogs that had been drafted prior to the season, while a program-record 11 draft picks in the 2019 MLB First Year Player Draft helped bolster that number for the postseason run.
- A complete list is below;

Name (Pos.)	Year	Round	Organization
Tanner Allen (IF/OF)	2017	36th	Chicago Cubs
	2019	34th	Colorado Rockies
Trysten Barlow (LHP)	2019	16th	Colorado Rockies
Eric Cerantola (LHP)	2018	30th	Tampa Bay Rays
Marshall Gilbert (C)	2019	29th	Pittsburgh Pirates
Cole Gordon (RHP)	2019	32nd	New York Mets
JT Ginn (RHP/IF)	2018	1st	Los Angeles Dodgers
Gunner Halter (IF)	2017	22nd	Toronto Blue Jays
	2018	26th	Cleveland Indians
Josh Hatcher (IF/OF)	2017	39th	Los Angeles Angels
Keegan James (RHP)	2019	25th	Colorado Rockies
Jared Liebelt (RHP)	2019	20th	Arizona Diamondbacks
Jake Mangum (OF)	2017	30th	New York Yankees
	2018	32nd	New York Mets
	2019	4th	New York Mets
Peyton Plumlee (RHP)	2019	31st	Houston Astros
Dustin Skelton (C)	2016	36th	Toronto Blue Jays
	2019	18th	Miami Marlins
Ethan Small (LHP)	2018	26th	Arizona Diamondbacks
	2019	1st	Milwaukee Brewers
Colby White (RHP)	2019	6th	Tampa Bay Rays

Fastest to 30

- Mississippi State was the first Division I program to win 30 games during the 2019 season, claiming with No. 30 on Saturday, April 13 versus Alabama.
- The next afternoon, State claimed win No. 31 on the season and ended week No. 9 as the only 30-win program in the country.
- Winning the 30th game of the year in overall contest 36 equals the 1989 squad as the fastest team to 30 wins in a season in program history.
- Winning the following day against the Crimson Tide gave the 2019 edition of the Diamond Dawgs the best 37-game start in school history at 31-6.

Starting with a Sweep

- Mississippi State opened the 2019 season with a three-game sweep of Youngstown State, marking the first time since 2015 the Bulldogs swept a series to open a season.
- In all, State has opened a season with a perfect home weekend on 13 occasions since 1990, when most college teams began starting the season with weekend series.
- More recently, State was unblemished on the first weekend of a season at home in 2015 (Cincinnati/Miami (Ohio)), 2013 (Portland), 2011 (Akron/Lamar) and 2010 (Rhode Island).
- Other seasons include; 2007, 2006, 2005, 2004, 2001, 1999, 1995, 1994.
- Of the 30 seasons since 1990, State has opened the year at home on 22 occasions.

Voice of the Diamond Dawgs Enters Year 41

- Long-time MSU radio broadcaster **Jim Ellis** enters his 41st season as the play-by-play announcer for Mississippi State baseball, with his first season having been 1979.
- Ellis is tied for the second-longest tenured broadcaster in the Division I college baseball, trailing only Dave Nitz at Louisiana Tech (45 seasons). Ellis' 41 years are tied with Ole Miss' David Kellum and Southern Miss' John Cox.
- The new Dudy Noble Field features home and visiting radio booths inside the Jim Ellis Radio Suite, named for the iconic "Voice of the Diamond Dawgs."

Team Record Books

Single Season Wins (Overall)

Season	Wins
1. 1989	54
2. 2013	51
2019	51
4. 1990	50
5. 1985	50
6. 1997	47
7. 1981	46
8. 1984	45
9. 2016	44
1988	44

Single Season Wins (SEC)

Season	SEC Wins
1. 2016	21
2. 1989	20
2019	20
4. 1997	19
5. 2014	18
1984	18

Single Season Innings Pitched

Season	Innings Pitched
1. 2013	642.1
2. 1990	616.0
3. 2018	614.2
4. 1989	601.1
5. 1997	600.1
6. 2017	599.1
7. 2012	585.0
8. 2019	574.0
9. 2003	572.2
10. 2014	571.1

Single Season Strikeouts (Pitching)

Season	Strikeouts
1. 2019	691
2. 1997	655
3. 2018	619
4. 2013	588
5. 1999	582

Single Season Saves

Season	Saves
1. 2017	26
2. 2013	24
3. 2012	21
1998	21
5. 2016	19
6. 1994	18
2007	18
8. 1988	17
9. 1997	16
2011	16
2014	16
2019	16

2019 MLB Draft

Mississippi State heard program-record-tying 11 names of current student-athletes called over the three days of the 2019 Major League Baseball First Year Player Draft, marking the third-highest total among NCAA Division I programs in the 2019 event.

The 11 draft picks in 2019 are tied for the program-record with the 2016 team. All time, there have been 159 different Diamond Dawgs selected in the MLB Draft (since 1965) for a total of 208 picks.

The 11 Diamond Dawgs drafted were **Ethan Small** (1st; Milwaukee), **Jake Mangum** (4th; New York Mets), **Colby White** (6th; Tampa Bay), **Trysten Barlow** (16th round; Colorado), **Dustin Skelton** (18th round; Miami), **Jared Liebelt** (20th; Arizona), **Keegan James** (25th; Colorado), **Marshall Gilbert** (29th; Pittsburgh), **Peyton Plumlee** (31st; Houston), **Cole Gordon** (32nd; New York Mets) and **Tanner Allen** (34; Colorado).

Four of the 11 Bulldogs drafted on the final day of the MLB Draft already own their degrees: Barlow, Gordon, James and Liebelt.

Small was selected by the Milwaukee Brewers with the 28th overall pick in the first round and is the 15th Diamond Dawg in program history to hear his name called in the first round. His selection in the first round marks the fifth MSU student-athlete drafted in the first round in the last eight years, joining **Brent Rooker** (2017), **Dakota Hudson** (2016), **Hunter Renfro** (2013) and **Chris Stratton** (2012).

Small is the fourth MSU left-handed pitcher to be taken in the first round, with the Lexington, Tennessee native joining **Paul Maholm** (2003), **Eric DuBose** (1997) and **B.J. Wallace** (1992) as southpaws taken in the first round.

Mangum became the first MSU baseball student-athlete to be drafted in three different draft cycles, as he was selected in the fourth round by the New York Mets.

Complete list of Diamond Dawgs taken in the 2019 Major League Baseball First Year Player Draft;

Round – Name – Pos. – Organization

- 1 – Ethan Small – LHP – Milwaukee Brewers
- 4 – Jake Mangum – OF – New York Mets
- 6 – Colby White – RHP – Tampa Bay Rays
- 16 – Trysten Barlow – LHP – Colorado Rockies
- 18 – Dustin Skelton – C – Miami Marlins
- 20 – Jared Liebelt – RHP – Arizona Diamondbacks
- 25 – Keegan James – RHP – Colorado Rockies
- 29 – Marshall Gilbert – C – Pittsburgh Pirates
- 31 – Peyton Plumlee – RHP – Houston Astros
- 32 – Cole Gordon – RHP – New York Mets
- 34 – Tanner Allen – 1B – Colorado Rockies

The All-American

Four Earn All-America Honors from CBN

- As the Diamond Dawgs are amidst one of the most successful seasons in program history, Collegiate Baseball Newspaper honored the quartet of sophomore **Tanner Allen**, sophomore **Justin Foscue**, senior **Jake Mangum** and redshirt-junior **Ethan Small** as All-Americans.
- The four All-America selections mark the most from a single publication in program history and are the second-most All-Americans in a single season behind the 2013 edition's five All-Americans.
- The group is highlighted by Small's selection to the first team. Foscue was named to the publication's second team, while Allen and Mangum each earned a spot on the third team.
- Mangum becomes the seventh Mississippi State baseball student-athlete to earn multiple All-America honors from the major reporting publications of college baseball. Along with his third-team selection from Collegiate Baseball Newspaper this season, Mangum was a second-team All-American during his freshman season from the National Collegiate Baseball Writers Association and third-team honoree from the American Baseball Coaches Association.
- Mangum joins MSU's only three-time All-American **Rafael Palmeiro**, along with two-time All-Americans **Will Clark**, **Eric DuBose**, **Paul Maholm**, **Tommy Raffo** and **Pete Young** as multiple national award selections.

Baseball America Tabs Three with All-America Status

- The second set of All-America honors have been announced and the Mississippi State baseball trio of sophomore **Justin Foscue**, senior **Jake Mangum** and redshirt-junior **Ethan Small** each earned a spot on the Baseball America All-America Team.
- It is the second All-America honor for each of the three MSU student-athletes and the most single-season All-America accolades from Baseball America in program history.
- Small garnered his second selection to an All-America first team, while Mangum was a second-team All-America pick and Foscue grabbed third-team honors from the publication.

Ginn Earns Two National Freshman of the Year Awards

- Freshman **JT Ginn** became the first Mississippi State freshman in program history to win a National Freshman of the Year award and has brought home a pair of honors following a standout rookie season.
- Ginn first earned Co-National Freshman Pitcher of the Year honors from Collegiate Baseball Newspaper, while also earning a spot on the publication's Freshman All-America team.
- The Brandon, Mississippi native followed that by earning Perfect Game's National Freshman of the Year Award.
- The rookie joins a short list of MSU student-athletes to win a national "of the year" award, as he is just the fourth to accomplish the feat.
- He joins Golden Spikes Award winner **Will Clark** (1985), Perfect Game National Pitcher of the Year Award winner **Chris Stratton** (2012) and Johnny Bench Award (national catcher of the year) winner **Ed Easley** (2007).



Honor System

SEC Awards Rolling In

- Mississippi State has earned six SEC weekly awards in 2019, with **Elijah MacNamee**, **Jake Mangum** and **Jordan Westburg** each garnering SEC Player of the Week, **Ethan Small** taking home SEC Pitcher of the Week and **JT Ginn** grabbing a pair of SEC Freshman of the Week honors.
- The six weekly honors are tied for the most in program history for a single season;
 - 6 - 2016 (2 Player, 3 Pitcher, 1 Freshman)
 - 2019 (3 Player, 1 Pitcher, 2 Freshman)**
 - 5 - 2012 (3 Pitcher, 3 Freshman)
 - 4 - 2007 (1 Player, 1 Pitcher, 2 Freshman)
 - 1985 (4 Player)
- With MacNamee, Mangum and Westburg each earning SEC Player of the Week, it marks the first time in school history that three different Diamond Dawgs win the SEC's Player of the Week award in the same season.
- With MacNamee and Westburg winning the award in back-to-back weeks, it marked the fourth time in program history a MSU student-athlete won the award in consecutive weeks;
 - 1985 - Brantley (March 12), Will Clark (March 19 & 26)
 - 2013 - Hunter Renfroe (April 15), Nick Ammirati (April 22)
 - 2017 - Brent Rooker (April 7 & 12)
- For Ginn, he is just the third Diamond Dawg since the SEC began awarding the FOTW award in 2006 to claim multiple awards, joining;
 - Brandon Turner (2007)
 - Daryl Norris (2011)

Small Earns SEC Pitcher of the Week

- After not allowing a hit in seven scoreless innings at No. 15 Texas A&M on May 3, redshirt-junior **Ethan Small** earned his first-career SEC Pitcher of the Week honor.
- The conference honor is the first pitcher of the week accolade earned by a Diamond Dawg since the 2016 season, when **Dakota Hudson** earned the award on three occasions.

MacNamee Earns SEC Player of the Week

- Senior **Elijah MacNamee** collected multiple hits in each of his four starts during the fifth week of the season, as he earned Southeastern Conference Player of the Week.
- MacNamee helped the Diamond Dawgs to a 3-1 week, including a SEC-opening series win over a top-five Florida program on the road.
- The senior opened the week with a five-RBI showing against Grambling, including a sixth-inning grand slam.
- In the series opener at Florida, MacNamee made two of the biggest plays in the game, running down a flyball for the final out of the eighth to save a run from scoring. He then belted a two-RBI double in the ninth, which would account for the eventual game-winning runs. He contributed a career-high-tying three hits in the first game of a doubleheader, including a home run and a double and chipped in a pair of singles in the finale.
- The player of the week honor is the first for a Diamond Dawg since the 2017 season, when **Brent Rooker** claimed the award on three occasions.

Westburg Earns SEC Player of the Week

- Sophomore **Jordan Westburg** hit .583 to help Mississippi State to a series win over No. 16 Auburn and for his efforts was named the Southeastern Conference Player of the Week.
- In five total games between March 18-24, Westburg led the Diamond Dawgs with a .556 batting average and reached base in all five games to help MSU to a 4-1 week.
- His .571 on-base percentage for the week was tied for tops on the team and he piled up 11 RBIs. Westburg posted multiple hits in four of the five contests and ran his reached base streak to nine games after finding his way on base in all five games.
- He opened the week with a three-hit contest, scoring twice and driving in two runs against Little Rock, before reaching base just once at Samford – via walk.
- The New Braunfels, Texas had a monster weekend against Auburn, hitting .583 (7-of-12) to lead the Bulldogs in the three-game series and reached base at a .647 clip. He had multiple hits in each game versus the Tigers and reached base at least three times in each contest.
- He posted at least one extra base hit in all three games versus Auburn, including a double and home run in each of the final two contests. To cap his impressive weekend, Westburg drove in the eventual game winning run with an RBI double in the eighth inning to break a 15-15 tie and give MSU its second-straight SEC series win.

Mangum Earns First SEC Player of the Week Honor

- Senior **Jake Mangum** helped Mississippi State to a perfect 4-0 week against ranked opponents and became the SEC's career hits leader during a series sweep over then-No. 3 Georgia to earn his first-career SEC Player of the Week honor.
- Mangum broke an SEC record that stood for nearly 21 years on Saturday (April 27) versus Georgia with his 353rd career hit. That hit broke the conference's career hits record, which was previously held by LSU's **Eddie Furniss** (352; 1995-98). Most impressive, Mangum accomplished his 353rd hit in his 239th game, while Furniss did so in 265 games.
- Mangum became the SEC's career hits leader with his second of three hits in the middle game of the series with Georgia. The senior reached base three times in each game versus the Bulldogs, while finding himself on base twice in his fourth-straight Governor's Cup victory on Tuesday. Mangum also scored a run in each game of the week.
- After reaching twice in the midweek tilt with Ole Miss, Mangum found himself on base in his first eight plate appearances on the weekend (five singles, two walks and one fielder's choice), scoring four times. He tied his career high with two walks in both the series opener and series finale.
- In the middle game of the series, Mangum's second-inning single gave him 353 hits for his career, which pushed him past Furniss on the SEC's career hits list. He added two walks and a base hit in the series finale, scoring twice. He also stole his 20th base of the year, moving into a tie for 12th on the MSU single season charts.

Ginn Grabs Back-to-Back SEC FOTW Honors

- Freshman **JT Ginn** grabbed back-to-back Southeastern Conference Co-Freshman of the Week honors in weeks two and three of the 2019 season.
- The rookie collected victories over back-to-back ranked opponents, defeating No. 21 Southern Miss and No. 8 Texas Tech.
- He fired off seven innings of three-hit, two-run baseball to earn a victory over Texas Tech on Saturday, March 2. Ginn fanned eight batters and walked only one in the outing. The Red Raiders were averaging 11.2 hits and 9.3 runs per game entering the weekend, but Ginn was able to scatter three hits, as he retired 12-straight batters from the second inning to the sixth inning.
- Against Southern Miss, Ginn tossed seven shutout innings and allowed just two hits and walked one batter. He struck out a career-high nine and didn't face more than four hitters in any inning.

Honors Tracker

Tanner Allen

Preseason All-SEC (first team - Coaches)
 Collegiate Baseball Newspaper National Weekly Honor Roll (Feb. 18)
 Perfect Game National Hitter of the Week (Feb. 18)
 First-Team All-SEC
 SEC All-Tournament Team (1B)
 NCAA Starkville Regional All-Tournament Team (1B)
 Collegiate Baseball Newspaper All-America (third team)

Justin Foscue

Frisco Classic All-Tournament Team (March 3)
 First-Team All-SEC
 NCAA Starkville Regional All-Tournament Team (2B)
 Collegiate Baseball Newspaper All-America (second team)
 Baseball America All-America (third team)

JT Ginn

Baseball America Preseason All-America (second team)
 SEC Co-Freshman of the Week (Feb. 25)
 Frisco Classic MVP (March 3)
 SEC Co-Freshman of the Week (March 4)
 Perfect Game Midseason National Freshman of the Year
 SEC Freshman of the Year
 SEC All-Freshman Team
 Collegiate Baseball Newspaper Freshman All-America
 Collegiate Baseball Newspaper Co-National Freshman Pitcher of the Year
 Perfect Game National Freshman of the Year

Cole Gordon

NCBWA Stopper of the Year Preseason Watch List
 Mississippi State University Master's Graduate Service Assistant of the Year
 NCBWA Stopper of the Year Midseason Watch List

Josh Hatcher

NCAA Starkville Regional All-Tournament Team (DH)

Rowdey Jordan

NCAA Starkville Regional All-Tournament Team MVP (LF)

Elijah MacNamee

Frisco Classic All-Tournament Team (March 3)
 SEC Player of the Week (March 18)

Jake Mangum

Golden Spikes Award Preseason Watch List
 Collegiate Baseball Newspaper Preseason All-America (first team)
 NCBWA Preseason All-America (first team)
 D1Baseball Preseason All-America (second team)
 Perfect Game (third team)
 D1Baseball's top returning senior
 Preseason All-SEC (First Team - Coaches)
 Perfect Game Midseason All-America (first team)
 D1Baseball Midseason All-American (first team)
 Golden Spikes Award Midseason Watch List
 Senior CLASS Award Finalist
 SEC Player of the Week (April 29)
 Ferriss Trophy Finalist
 SEC Community Service Team
 Golden Spikes Award Semifinalist
 Dick Howser Trophy Semifinalist
 Ferriss Trophy Winner
 First-Team All-SEC
 SEC All-Defensive Team
 Collegiate Baseball Newspaper All-America (third team)
 Baseball America All-America (second team)

Spencer Price

NCBWA Stopper of the Year Preseason Watch List

Dustin Skelton

Buster Posey Award Watch List
 NCAA Starkville Regional All-Tournament Team (C)

Honors Tracker (cont.)

Ethan Small

Collegiate Baseball Newspaper National Weekly Honor Roll (Feb. 25)
 Collegiate Baseball Newspaper National Weekly Honor Roll (March 18)
 Collegiate Baseball Newspaper National Weekly Honor Roll (April 15)
 Golden Spikes Award Midseason Watch List
 SEC Pitcher of the Week (May 6)
 Collegiate Baseball Newspaper National Weekly Honor Roll (May 6)
 Golden Spikes Performance of the Week (May 7)
 Ferriss Trophy Finalist
 Golden Spikes Award Semifinalist
 Dick Howser Trophy Finalist
 SEC Pitcher of the Year
 First-Team All-SEC
 NCAA Starkville Regional All-Tournament Team (P)
 Collegiate Baseball Newspaper All-America (first team)
 Baseball America All-America (first team)

Jordan Westburg

SEC Player of the Week (March 25)
 Perfect Game Midseason All-America (second team)



Skelton on Posey Watch List

- Junior catcher **Dustin Skelton** is one of 79 Division I catchers named to the Buster Posey Award Watch List, which is awarded by the Greater Wichita Area Sports Commission.
- Skelton is among the initial candidates for the National Collegiate Catcher of the Year Award, formerly the Johnny Bench Award, which honors the nation's top Division I catcher as voted on by head coaches and sports information directors.
- Former MSU catcher Edward Easley won the prestigious award following a stellar 2007 campaign, which also saw him drafted in the first round of the Major League Baseball Draft.

Trio Earns Midseason Honors from Perfect Game

- Perfect Game honored three Diamond Dawgs with midseason awards, as freshman **JT Ginn** earned the publication's Midseason National Freshman of the Year, while senior **Jake Mangum** was a first-team midseason All-American pick and sophomore **Jordan Westburg** earned second-team midseason All-American.
- After winning his first six starts on the mound, Ginn was named top freshman at the season's mid-way point by Perfect Game. The rookie started seven games on the mound during the first half of the season, with four of those quality starts
- Among the victories that made up his 6-1 overall mark at the middle point of 2019, the right hander posted four wins over ranked foes, including No. 21 Southern Miss, No. 8 Texas Tech, No. 4 Florida and No. 16 Auburn.
- Arguably the best leadoff hitter in the NCAA, Mangum posted 53 hits through the first half of 2019. Mangum is the NCAA active leader in hits, while he is chasing the Mississippi State and Southeastern Conference hits records. Westburg hit the mid-way point of the season having already surpassed his career totals for hits (44), runs (35), RBIs (33), doubles (13), triples (2), home runs (5) and walks (15). He had also been hit-by-pitch seven times.
- He carried a pair of double-digit reached base streaks during the first half of 2019, with a 14-game stretch to start the season and a current 14-game streak.

Three Earn Frisco Classic Honors

- After finishing the Frisco Classic at 2-0, three Diamond Dawgs were honored with all-tournament honors, as **JT Ginn** was named the MVP of the event, and **Justin Foscue** and **Elijah MacNamee** each earned all-tournament nods.
- Ginn fired off seven innings of three-hit, two-run baseball in his third career start to improve to 3-0 with a victory over No. 3 Texas Tech on Saturday afternoon. The right hander fanned eight batters and walked only one in the outing.
- Foscue led MSU with a .500 (4-for-8) average at the event. His four hits were the most for a Bulldog and he scored the game-winning run vs. Sam Houston State after leading off the eighth inning with a double down the left-field line.
- MacNamee hit .333 (2-for-6) at the Frisco Classic, but owned a .556 on-base percentage with two walks and a hit-by-pitch. He scored two runs and drove in one RBI on the weekend.

Allen Earns National POTW Honors

- Sophomore **Tanner Allen** opened the 2019 season with a bang against Youngstown State to earn national honors from a pair of publications.
- Allen** had a monster opening weekend for the Diamond Dawgs, hitting .538 with five extra base hits and 13 RBIs versus Youngstown State. Of his seven hits, five went for extra bases, including the two home runs, to account for 16 total bases on the weekend.
- For his efforts, Allen earned Perfect Game National Hitter of the Week and was named to the Collegiate Baseball Newspaper National Player of the Week Honor Roll.

Gordon's Graduate Award

Already with undergraduate degrees in business administration and marketing from Mississippi State University, graduate student **Cole Gordon** spent the 2018-19 academic year working as a Graduate Service Assistant in the Office of the Graduate School, and for his efforts was named the Masters Graduate Service Assistant of the Year.

Working towards a Master of Business Administration degree, Gordon was nominated, and ultimately selected for the award by a faculty committee. One graduate is awarded per year, with Gordon earning the distinction in 2018-19.

Recognized for his outstanding contributions and significant productivity and growth of Mississippi State University through his service in the Office of the Graduate School, he was recognized at the annual Graduate Student Association Awards Banquet.

Gordon is on pace to complete his MBA in Summer 2019. A five-time President's Scholar (3.80 GPA of higher) and three-time Dean's Scholar (3.50-3.79 GPA), Gordon is a three-time SEC Academic Honor Roll selection, while also earning SEC First Year Honor Roll as a freshman.

Mangum Earns Second Ferriss Trophy

- Senior student-athlete **Jake Mangum** has been a trendsetter during his entire collegiate career, and on May 20 he became the first two-time winner of the C Spire Ferriss Trophy, given to the top collegiate baseball player in the state of Mississippi.
- Finalists and the ultimate winner of the award are chosen by the state's college baseball coaches and a panel of Major League Baseball professional scouts, along with fan voting, which accounted for a weighted 10 percent of the award.
- Mangum was the leading vote getter in the fan vote, received 3,923 votes, while teammate **Ethan Small** finished second with 2,273 votes. Of the nearly 8,500 votes cast by fans, the Mississippi State duo accounted for nearly 6,200 of the votes, or over 70 percent.
- Mangum and Small became the third set of MSU teammates to earn finalist recognition in the 16-year history of the award.

Ferriss Trophy Duo

- Senior **Jake Mangum** and redshirt-junior **Ethan Small** have each been named a finalist for the 2019 Ferriss Trophy.
- The Ferriss Trophy, first awarded in 2004, is given to the best collegiate baseball player in the state of Mississippi by the Mississippi Sports Hall of Fame
- The award is named after former Mississippi State and Boston Red Sox pitching great David M. "Boo" Ferriss, who was a member of the inaugural class of the Ron Polk Ring of Honor when the new Dudy Noble Field was opened in February of 2019.
- In the 15-year history of the award, six Diamond Dawgs have earned the C Spire Ferriss Trophy. **Brent Rooker** (2017), Mangum (2016), **Hunter Renfroe** (2012), **Chris Stratton** (2012), **Ed Easley** (2007) and **Thomas Berkery** (2006) have each walked away as Ferriss Trophy winners.
- The 2019 event marks just the third time in the history of the award that State has had multiple finalists. In 2014, **Jacob Lindgren** and **Ross Mitchell** were both finalists, while in 2016 the trio of **Dakota Hudson**, **Reid Humphreys** and Mangum all earned finalist honors.

Two For the Spikes

- Senior **Jake Mangum** and redshirt-junior **Ethan Small** added another honor to the list, as the duo was tabbed as two of the 25 semifinalists for the 2019 Golden Spikes Award, presented by USA Baseball in partnership with the Rod Dedeaux Foundation.
- Mississippi State's history with the Golden Spikes Award began in 1984, when **Rafael Palmeiro** was named a finalist for the award. In 1985, **Will Clark** produced the only Golden Spikes Award-winning season in program history.
- Since the award began naming semifinalists in 2007, only three other Diamond Dawgs have been named semifinalists for the award. **Dakota Hudson** (2016), **Brent Rooker** (2017) and **Chris Stratton** (2012) have each earned the semifinalist distinction, with Rooker being named just the third finalist in program history, joining Clark and Palmeiro.

Duo on Howser Trophy List

- Senior **Jake Mangum** and redshirt-junior **Ethan Small** added another honor to the list, as the duo was tabbed as two of the 25 semifinalists for the 2019 Golden Spikes Award, presented by USA Baseball in partnership with the Rod Dedeaux Foundation.
- Mangum and Small add to Mississippi State's recent history with the award, giving the Diamond Dawgs six student-athletes that have earned semifinalist distinction; **Hunter Renfroe** (2013), **Dakota Hudson** (2016), **Brent Rooker** (2017) and **Chris Stratton** (2012).

Allen Earns SEC All-Tournament

- Sophomore **Tanner Allen** earned SEC All-Tournament Team following the conclusion of the event, leading all first basemen in batting average (.313) and extra base hits (2).
- The all-tournament selection is the first for Mississippi State since 2016, when pitcher **Zac Houston** earned a spot on the team. That season, Houston pitched a career-best 8 2/3 innings, allowing just four hits, in a 4-1 win over Alabama.
- Allen is the fourth first baseman to earn SEC All-Tournament honors, joining **Tim Weisheim** (1979), **John Mitchell** (1987) and **Tommy Raffo** (1990) as Diamond Dawgs to earn all-tournament honors at first base.

Six Earn NCAA Starkville Regional All-Tournament Honors

- Six Diamond Dawgs earned NCAA Starkville Regional All-Tournament honors following Mississippi State's three-game sweep to advance to the NCAA Super Regional round.
- Sophomore **Rowdy Jordan** headlined the list by earning NCAA Starkville Regional Most Valuable Player. It is the 16th time that a Diamond Dawg earned NCAA Regional MVP.
- Junior **Dustin Skelton** (C), sophomore **Tanner Allen** (1B), sophomore **Justin Foscue** (2B), sophomore **Josh Hatcher** (DH), Jordan (LF) and redshirt-junior **Ethan Small** (P) all earned the nod to the all-tournament team.
- The total ties for the third-most all-time behind the 1985 and 2011 teams that each garnered seven.

Specialty Stats

Runners On Base - Hitting

Name	H	AB	Avg.
Allen, Tanner	52	145	.359
Bell, Benjamin	--	1	--
Brock, Bryce	1	2	.500
Cumbest, Brad	11	28	.393
Foscue, Justin	48	140	.343
Gilbert, Marshall	18	63	.286
Ginn, JT	--	1	--
Halter, Gunner	20	70	.286
Hancock, Luke	9	25	.360
Hatcher, Josh	19	54	.352
Jones, Hayden	4	23	.174
Jordan, Landon	9	31	.290
Jordan, Rowdey	42	134	.313
MacNamee, Elijah	33	117	.282
Mangum, Jake	50	125	.400
Skelton, Dustin	39	104	.375
Westburg, Jordan	48	142	.338

Runners in Scoring Position - Hitting

Name	H	AB	Avg.
Allen, Tanner	33	94	.351
Bell, Benjamin	--	--	--
Brock, Bryce	1	2	.500
Cumbest, Brad	6	17	.353
Foscue, Justin	32	99	.323
Gilbert, Marshall	7	41	.171
Ginn, JT	--	1	--
Halter, Gunner	13	46	.283
Hancock, Luke	8	18	.444
Hatcher, Josh	14	33	.424
Jones, Hayden	2	15	.133
Jordan, Landon	5	19	.263
Jordan, Rowdey	27	80	.338
MacNamee, Elijah	21	74	.284
Mangum, Jake	30	73	.411
Skelton, Dustin	31	69	.449
Westburg, Jordan	32	88	.364

2019 SEC Awards

Specialty Award Winners

Player of the Year: JJ Bleday, Vanderbilt
Pitcher of the Year: Ethan Small, Mississippi State
Freshman of the Year: JT Ginn, Mississippi State
 Coach of the Year: Tim Corbin, Vanderbilt
 Scholar-Athlete of the Year: Garrett Stallings, Tennessee

First-Team All-SEC

C: Philip Clarke, Vanderbilt
1B: Tanner Allen, Mississippi State
2B: Justin Foscue, Mississippi State
 3B: Austin Martin, Vanderbilt
 SS: Grae Kessinger, Ole Miss
 OF: JJ Bleday, Vanderbilt
OF: Jake Mangum, Mississippi State
 OF: Alerick Soularie, Tennessee
 DH/UT: Nelson Maldonado, Florida
SP: Ethan Small, Mississippi State
 SP: Emerson Hancock, Georgia
 RP: Tyler Brown, Vanderbilt

Second-Team All-SEC Team

C: Cooper Johnson, Ole Miss
 1B: Trevor Ezell, Arkansas
 2B: LJ Talley, Georgia
 3B: Aaron Schunk, Georgia
 SS: Casey Martin, Arkansas
 OF: Dominic Fletcher, Arkansas
 OF: Heston Kjerstad, Arkansas
 OF: Antoine Duplant, LSU
 DH/UT: Matt Goodheart, Arkansas
 SP: TJ Sikkema, Missouri
 SP: Zack Thompson, Kentucky
 RP: Matt Cronin, Arkansas

Freshman All-SEC Team

JT Ginn, SP, Mississippi State
 Kumar Rocker, SP, Vanderbilt
 Doug Nihazy, SP, Ole Miss
 Cole Henry, SP, LSU
 Cole Wilcox, SP, Georgia
 Patrick Wicklander, SP, Arkansas
 Connor Noland, SP, Arkansas
 Ryan Bliss, 2B, Auburn
 Christian Franklin, OF, Arkansas
 Joseph Menefee, RP, Texas A&M
 Kendrick Calilao, 1B, Florida
 Brett Kerry, RP, South Carolina

SEC All-Defensive Team

C: Cooper Johnson, Ole Miss
 1B: Trevor Ezell, Arkansas*
 1B: Julian Infante, Vanderbilt*
 2B: LJ Talley, Georgia
 3B: Austin Martin, Vanderbilt
 SS: Cam Shepherd, Georgia
 OF: Dominic Fletcher, Arkansas
OF: Jake Mangum, Mississippi State
 OF: Zach Watson, LSU
 P: Garrett Stallings, Tennessee

*Ties in voting are not broken

Quite the Haul for MSU

After winning 45 regular season games and claiming a share of the Southeastern Conference Western Division title, the Mississippi State baseball program took home an unprecedented haul from the conference office on Monday (May 20) as redshirt-junior **Ethan Small** was tabbed SEC Pitcher of the Year and rookie **JT Ginn** earned SEC Freshman of the Year, to go along with four first-team All-SEC selections.

Small was joined on the All-SEC first team by senior centerfielder **Jake Mangum**, sophomore first baseman **Tanner Allen** and sophomore second baseman **Justin Foscue**. Mangum was also named to the SEC's All-Defensive Team, while Ginn earned a spot on the SEC All-Freshman Team, as well.

The two specialty awards mark the first time in program history that a Bulldog team earned multiple conference specialty awards in one season, as both Ginn and Small are the second MSU student-athlete to win their respective awards.

Small joins **Chris Stratton** (2012) as the only SEC Pitcher of the Year winners in program history, with the award first handed out in 2003. The first SEC Freshman of the Year award was given out in 2000, with **Ginn** and **Mangum** (2016) the only Diamond Dawgs to garner the honor.

MSU placed at least one student-athlete on the All-SEC first team for the fourth-straight season, which is the longest active streak in the conference. The four first-team honorees are tied for the fourth-most in program history, behind the five honorees from the 1949, 1971 and 1977 teams. The four first-team honors are the most since the 2016 team also had four.

The four first-team honorees were tied for the most in the conference with Vanderbilt. Arkansas had the most overall honorees, with six student-athletes on the list, all earning second-team honors.

Small enjoyed one of the most dominant seasons on the mound in program history to earn SEC Pitcher of the Year and a spot on the All-SEC first team. He worked 83 innings and finished the year with an 8-1 record. A conference-high-tying seven of those wins came in conference play. His 139 strikeouts were the most in the SEC and ranked No. 2 nationally in the regular season.

His 1.84 ERA was third in the SEC, while he limited the opposition to just a .158 batting average against on the year. Small issued only 28 free base runners, walking 22 and hitting six. In his 83 innings of work, the left-hander allowed 45 hits and 19 runs, only 17 earned.

Ginn tied the Mississippi State freshman record for pitching victories during the 2019 campaign, as he posted an 8-3 overall mark. His eight victories equal the total by **Paul Maholm** (2001). He struck out 95 batters in 75.0 innings of work to rank No. 10 in the conference. His 3.12 ERA, along with his .217 batting average against both ranked among the top-15 in the conference.

In the 75 innings of work on the mound, Ginn walked just 16 batters and of his 62 hits allowed, only 11 went for extra bases all season. He also limited the opponent to just 62 hits and 29 runs, just 26 earned.

Enjoying one of the storied careers in Southeastern Conference history, Mangum capped his final trek through the regular season with his third first-team All-SEC selection. He becomes the first Diamond Dawg to ever earn three, first-team All-SEC honors and is the only MSU baseball student-athlete to ever garner four selections to the All-SEC team, grabbing second-team honors as a sophomore.

Mangum paced the conference in hits (95), ranked second in batting average (.375) and stolen bases (21), and third in runs scored (65) and doubled (20).

During the regular season, Mangum moved his name atop the Mississippi State and Southeastern Conference all-time hits charts. He passed **Jeffrey Rea** (335; 2004-07) for the MSU record and LSU's **Eddy Furniss** (352; 1995-97) for the SEC career record, moving into a tie for No. 6 on the NCAA's all-time list with 370 career hits entering the postseason. Mangum also ranks among the top-10 in Mississippi State history in batting average, at bats, runs, doubles, triples, total bases stolen bases and games played.

Allen enjoyed a career year at the plate, while also anchoring the Bulldog infield with 56 starts at first base. He posted career-high numbers at the plate in average (.348), runs scored (51), doubles (20), home runs (6), RBIs (59) and walks (32). He ranked among the top-five in the SEC in hits, RBIs and doubles, while his .348 average was sixth highest in the conference.

Foscue had a breakout sophomore year, playing two positions on the infield during the 2019 campaign. In starts at third base and second base, the right-handed hitter boosted his batting average over 100 points during his second season and his 14 home runs are the most in a single season since **Brent Rooker** hit 23 in 2017. He posted career highs in average (.348), runs scored (58), doubles (21), home runs (14), hits (81), RBIs (56) and total bases (144). Overall, he ranked among the top-10 in average, slugging percentage (.618), runs scored, hits, RBIs, doubles, home runs and total bases in the conference.



All-SEC

Year	Pos.	Player	Honor
1941	P	David Ferriss	First Team
1942	P	David Ferriss	First Team
1948	P	Phil Brandon	First Team
	OF	John Grace	First Team
	SS	Alex Grammas	First Team
1949	2B	Jimmy Bragan	First Team
	P	Phil Brandon	First Team
	C	Moss Cowart	First Team
	SS	Alex Grammas	First Team
	OF	Lee Watts	First Team
1950	P	Joe Sheppard	First Team
1951	SS	Dan Murphy	First Team
1952	SS	Dan Murphy	First Team
1953	2B	Frank Bragan	First Team
	RF	Lewis Gilardoni	First Team
	P	Curt Monroe	First Team
	SS	Jackie Parker	Second Team
1954	C	Braxton Nail	First Team
	LF	Jackie Parker	First Team
1955	1B	Frank McNally	First Team
	C	Braxton Nail	First Team
1957	2B	Don Gardiner	First Team
1958	1B	Jim Boring	First Team
	3B	Doug Litton	First Team
	OF	Charlie Turner	First Team
1960	UTL	Gary Dempsey	First Team
1962	OF	Bill Etheridge	First Team
	3B	Hal Green	First Team
	P	Frank Montgomery	First Team
	C	Art Nester	First Team
1963	OF	Bill Etheridge	First Team
1964	OF	Mike Burns	First Team
	P	Ken Tatum	First Team
	OF	Del Unser	First Team
1966	3B	Don Bell	First Team
	P	Ken Tatum	First Team
	OF	Del Unser	First Team
1967	1B	Gary Washington	First Team
1968	C	Sam Fletcher	First Team
	OF	Jim Howarth	First Team
1969	OF	Manuel Washington	First Team
1970	P	Brantley Jones	First Team
	UTL	Dave Phares	First Team
	1B	Jocko Potts	First Team
	C	Fred Yilling	First Team
1971	SS	Bobby Crosswell	First Team
	OF	Ted Milton	First Team
	P	Mike Proffitt	First Team
	3B	Phil Still	First Team
	P	Jerry Thompson	First Team
1973	2B	Dale Holland	First Team
1974	C	Rick Davidson	First Team
	UTL	Wayne Pinkerton	First Team
1977	C	Russ Aldrich	First Team
	1B	Jim Kallaher	First Team
	OF	Mike Kelley	First Team
	P	Jack Lazorko	First Team
	OF	Nat Showalter	First Team
1978	C	Russ Aldrich	First Team
	OF	Del Bender	First Team
	P	Jack Lazorko	First Team
1979	OF	Mike Kelley	First Team
	OF	Bob Kocol	First Team
	P	Ken Kurtz	First Team
	C	John McDonald	First Team
1980	OF	Mark Gillaspie	First Team
1981	1B	Bruce Castoria	First Team
	OF	Mark Gillaspie	First Team
	P	Steve Susce	First Team
1982	DH	Bruce Castoria	First Team
	OF	Dave Klipstein	First Team
1983	P	Hans Herzog	First Team
	DH	Rafael Palmeiro	First Team
	OF	Brad Winkler	First Team
1984	P	Jeff Brantley	First Team
	1B	Will Clark	First Team
	OF	Rafael Palmeiro	First Team
	2B	Gator Thiesen	First Team
1985	P	Jeff Brantley	First Team
	1B	Will Clark	First Team
	P	Gene Morgan	First Team

Year	Pos.	Player	Honor
1986	OF	Dan Paradoa	First Team
1988	DH	Richie Grayum	Second Team
	OF	Jody Hurst	First Team
	1B	Tommy Raffo	Second Team
	P	Bobby Reed	Second Team
	3B	Pete Young	First Team
1989	OF	Jody Hurst	First Team
	2B	Burke Masters	First Team
	1B	Tommy Raffo	First Team
	C	Barry Winford	Second Team
	3B	Pete Young	Second Team
1990	OF	John Cohen	First Team
	1B	Tommy Raffo	First Team
	P	Bobby Reed	Second Team
1991	2B	Charlie Anderson	Second Team
	P	Jay Powell	Second Team
1992	OF	Rex Buckner	Second Team
	P	Jon Harden	First Team
	SS	Paul Petrulis	Second Team
	P	B.J. Wallace	First Team
1993	OF	Rex Buckner	Second Team
	P	Carlton Loewer	Second Team
	SS	Paul Petrulis	Second Team
	OF	Ricky Joe Redd	Second Team
1994	P	Gary Rath	First Team
1995	OF	David Hayman	Second Team
1996	P	Eric DuBose	First Team
	C	Blake Anderson	Second Team
	DH	Rob Hauswald	Second Team
1997	OF	Brooks Bryan	Second Team
	P	Eric DuBose	Second Team
	P	Van Johnson	Second Team
	3B	Adam Piatt	Second Team
1998	1B	Richard Lee	Second Team
	P	Jeremy Jackson	Second Team
	OF	Brian Wiese	Second Team
1999	OF	Brian Wiese	First Team
	1B	Cliff Wren	First Team
	DH	Ty Martin	Second Team
2000	3B	Travis Chapman	First Team
	OF	Shane Kelly	Second Team
2001	P	Tanner Brock	First Team
2002	P	Paul Maholm	Second Team
2003	3B	Steve Gendron	Second Team
	P	Paul Maholm	First Team
	SS	Matthew Maniscalco	Second Team
2004	OF	Brad Corley	First Team
	C	Craig Tatum	Second Team
2006	SS	Thomas Berkery	First Team
	2B	Jeffrey Rea	First Team
2007	C	Edward Easley	First Team
	2B	Jeffrey Rea	Second Team
2011	P	Caleb Reed	Second Team
2012	P	Chris Stratton	First Team
2013	P	Jonathan Holder	First Team
	OF	Hunter Renfroe	First Team
	2B	Brett Pirtle	Second Team
2014	P	Jacob Lindgren	First Team
	P	Ross Mitchell	Second Team
	2B	Brett Pirtle	Second Team
2016	P	Dakota Hudson	First Team
	1B	Nathaniel Lowe	First Team
	OF	Jake Mangum	First Team
	DH	Jack Kruger	First Team
	DH	Brent Rooker	Second Team
2017	1B	Brent Rooker	First Team
	SS	Ryan Girdley	First Team
	OF	Jake Mangum	Second Team
2018	OF	Jake Mangum	First Team
2019	1B	Tanner Allen	First Team
	2B	Justin Foscue	First Team
	OF	Jake Mangum	First Team
	P	Ethan Small	First Team

Specialty Awards/Teams

SEC Player of the Year			Established in 1994
Year	Pos.	Player	Key Statistics
2017	1B/OF	Brent Rooker	.415 BA / 20 HR / 73 RBIs Claimed SEC Triple Crown
SEC Pitcher of the Year			Established in 2003
Year	Pos.	Player	Key Statistics
2012	RHP	Chris Stratton	2.38 ERA / 11-2 / 109.2 IP 127 K / SEC Leader in ERA
2018	LHP	Ethan Small	1.84 ERA / 8-1 / 83.0 IP 139 K / SEC Leader in Ks
SEC Freshman of the Year			Established in 2000
Year	Pos.	Player	Key Statistics
2016	OF	Jake Mangum	.408 BA / 84 H / .458 OBP Won SEC Batting Title
2018	P	JT Ginn	8-3 / 3.12 ERA / .217 BAA 75.0 IP / 16 BB to 95 K
SEC Coach of the Year			Established in 1933
Year	Coach		
1948	R.P. "Doc" Patty		
1949	R.P. "Doc" Patty		
1965	Paul Gregory		
1966	Paul Gregory		
1970	Paul Gregory		
1971	Paul Gregory		
1979	Ron Polk		
1985	Ron Polk		
1989	Ron Polk		
2016	John Cohen		
SEC Baseball Scholar-Athlete of the Year			Established in 2004
Year	Pos.	Player	
1990	IF	Burke Masters *	
1998	P	Jeremy Jackson *	
2013	IF	Sam Frost	
2014	IF	Seth Heck	
2015	IF	Seth Heck	
* - Student-Athlete honored as the overall SEC Scholar-Athlete of the Year, regardless of sport.			
SEC All-Defensive Team			Established in 2008
Year	Pos.	Player	
2012	P	Kendall Graveman	
2013	SS	Adam Frazier	
	OF	Hunter Renfroe	
2014	SS	Seth Heck	
	2B	Brett Pirtle	
2017	OF	Jake Mangum	
2018	OF	Jake Mangum	
2019	OF	Jake Mangum	
SEC All-Freshman Team			Established in 2005
Year	Pos.	Player	
2007	IF	Connor Powers	
2009	P	Nick Routt	
2010	P	Chris Stratton	
2011	OF	CT Bradford	
	SS	Adam Frazier	
2012	P	Jonathan Holder	
2014	C	Gavin Collins	
2015	SS	Ryan Girdley	
2016	OF	Jake Mangum	
2018	OF	Tanner Allen	
2019	P	JT Ginn	



Going Yard

Below is a listing of all of the home runs for the 2019 season, including expanded data for those home runs that MSU hits at home.

Gm	Name	Inn.	On Base	Exit Velocity	Launch Angle	Distance
1	Allen, Tanner	6	1	97	32	369 feet
1	MacNamee, Elijah	8	2	97	31	365 feet
2	Allen, Tanner	2	2	97	29	365 feet
3	Foscue, Justin *	2	--	101	30	375 feet
3	Jones, Hayden	5	--	104	31	400 feet
6	Foscue, Justin *	2	--	99	27	376 feet
6	Skelton, Dustin	5	1	101	29	402 feet
6	Skelton, Dustin *	7	--	97	27	397 feet
8	Gilbert, Marshall *	3	--	102	29	375 feet
8	Foscue, Justin	3	1	101	21	372 feet
9	Foscue, Justin	1	4	102	27	397 feet
9	Halter, Gunner *	2	--	96	22	323 feet
14	Westburg, Jordan	5	2	104	22	410 feet
15	Skelton, Dustin	2	1	101	28	385 feet
16	Skelton, Dustin	4	--	103	36	381 feet
16	Foscue, Justin	5	2	98	36	360 feet
17	MacNamee, Elijah	5	3	95	30	380 feet
18	Foscue, Justin *	5	--	--	--	--
19	Mangum, Jake ^	1	--	--	--	--
19	Allen, Tanner *	4	--	--	--	--
19	MacNamee, Elijah	6	--	--	--	--
24	Westburg, Jordan	8	--	107	22	409 feet
25	Westburg, Jordan	5	1	105	26	405 feet
25	Skelton, Dustin	8	2	101	34	388 feet
26	Foscue, Justin	2	--	104	22	371 feet
26	Westburg, Jordan	3	2	98	28	365 feet
27	Foscue, Justin	3	2	97	31	392 feet
27	MacNamee, Elijah *	5	--	104	31	388 feet
27	Foscue, Justin	5	--	96	30	373 feet
28	Westburg, Jordan	5	1	103	28	408 feet
29	Jordan, Rowdey	9	1	94	43	331 feet
30	Skelton, Dustin	1	3	96	29	335 feet
30	Allen, Tanner	1	--	100	20	370 feet
33	Jordan, Rowdey *	3	--	--	--	--
33	Allen, Tanner	5	2	--	--	--
34	Foscue, Justin	2	--	104	26	406 feet
34	Allen, Tanner	7	2	104	21	410 feet
35	Westburg, Jordan	2	2	96	35	358 feet
36	MacNamee, Elijah	7	1	102	27	361 feet
36	Skelton, Dustin	7	2	100	34	399 feet
36	Marshall Gilbert *	8	--	105	22	407 feet
37	Marshall Gilbert	5	--	98	30	380 feet
38	Skelton, Dustin	8	2	100	41	373 feet
39	Jordan, Rowdey *	5	--	96	23	345 feet
39	MacNamee, Elijah *	9	--	103	29	403 feet
40	Foscue, Justin	5	2	101	29	390 feet
42	Jordan, Rowdey *	5	--	--	--	--
43	Skelton, Dustin	6	2	91	36	341 feet
44	Foscue, Justin	1	2	100	22	365 feet
44	Jordan, Rowdey	3	--	98	29	374 feet
48	Foscue, Justin	7	--	98	21	338 feet
49	Marshall Gilbert	2	2	106	29	391 feet
53	Marshall Gilbert	2	2	99	31	359 feet
54	Hatcher, Josh *	4	--	101	34	379 feet
54	Skelton, Dustin	5	3	103	26	408 feet
54	Jordan, Landon *	6	--	100	25	387 feet
54	Cumbest, Brad	8	2	97	32	394 feet
55	Hatcher, Josh *	7	--	97	32	335 feet
55	Hatcher, Josh	8	1	105	30	411 feet
56	Foscue, Justin *	4	--	--	--	--
60	Jordan, Rowdey	8	1	--	--	--
61	Allen, Tanner *	9	--	--	--	--
64	MacNamee, Elijah	9	2	--	--	--

63 total home runs in 2019

(* - Home run led off an inning | ^ - Leadoff home run (bottom/top 1st)

NOTE: Data not included for games at Florida, Samford or Tennessee. No data included for Governor's Cup game vs. Ole Miss. Data not available for season finale versus South Carolina due to power outage at Dudy Noble Field. No date available for the NCAA Tournament.

The Last Time...

- SEC Tournament | % - NCAA Regional | ^ - NCAA Super Regional | S - College World Series

A MISSISSIPPI STATE TEAM...	
Won 15+ Consecutive Games	17 - Feb. 15-March 8, 2013
Won 10+ Consecutive Games	14 - Feb. 23-March 16, 2019
Won 10+ Consecutive SEC Games	12 - April 30-May 25, 2016
Won 5+ Consecutive SEC Games	6 - May 4-17, 2019
Lost 5+ Consecutive Games	6 - May 7-16, 2015
Lost 5+ Consecutive SEC Games	6 - May 7-16, 2015
Swept a Three-Game Series	at Ole Miss; May 10-12, 2019
at Home	Georgia; April 26-28, 2019
on The Road	at Ole Miss; May 10-12, 2019
Swept a Non-Conference Three-Game Series	Maine; March 8-10, 2019
at Home	Maine; March 8-10, 2019
on The Road	at Hawaii-Hilo; 1985
Swept a Three-Game SEC Series	at Ole Miss; May 10-12
at Home	Georgia; April 26-28, 2019
on The Road	at Ole Miss; May 10-12, 2019
Was Swept in a Three-Game Series	at Arkansas; April 18-20, 2019
at Home	Vanderbilt; March 16-18, 2018
on The Road	at Arkansas; April 18-20, 2019
Was Swept in a Three-Game Non-Conference Series	at Southern Miss; Feb. 16-18, 2018
at Home	Southeastern Louisiana; Feb. 26-28, 2010
on The Road	at Southern Miss; Feb. 16-18, 2018
Was Swept in a Three-Game SEC Series	at Arkansas; April 18-20, 2019
at Home	Vanderbilt; March 16-18, 2018
on The Road	at Arkansas; April 18-20, 2019
Played An Extra-Inning Game	W, 6-3 (11 innings) - at Tennessee; April 5, 2019
Won An Extra-Inning Game	W, 6-3 (11 innings) - at Tennessee; April 5, 2019
Lost An Extra-Inning Game	L, 0-1 (10 innings) - Southern Miss; Feb. 22, 2019
Played Consecutive Extra-Inning Games	May 4-5, 2018; at Alabama, W, 14-12 (10 innings) and L, 3-4 (10 innings)
Won Consecutive Extra-Inning Games	May 10-11, 2014; Tennessee, W, 1-0 (10 innings) and W, 4-3 (12 innings)
Won on a Walk-Off	W, 6-5 - LSU, May 22, 2019 # Tanner Allen RBI double in the ninth inning
Won Consecutive Games Via A Walk-Off	May 10-11, 2014; Tennessee, W, 1-0 (10 innings) and W, 4-3 (12 innings) Seth Heck RBI single in the 10th inning Cody Walker bases loaded walk in the 12th inning

A MISSISSIPPI STATE OFFENSE...	
Scored 30+ Runs	32 - Jackson State; April 29, 1988
Scored 25+ Runs	27 - Alcorn State; April 20, 2010
Scored 20+ Runs	24 - South Carolina; May 16, 2019
Scored 15+ Runs	24 - South Carolina; May 16, 2019
Scored 10+ Runs In An Inning	10 - ULM (4th); April 3, 2019
Scored 9+ Runs In An Inning	9 - at Ole Miss (4th); May 12, 2019
Scored 8+ Runs In An Inning	9 - at Ole Miss (4th); May 12, 2019
Had 30+ Hits	30 - Kentucky; April 30, 1989
Had 25+ Hits	26 - Little Rock; Feb. 28, 1999
Had 20+ Hits	21 - South Carolina; May 16, 2019
Had 20+ Hits in Back-to-Back Games	Auburn (20, 21); March 23-24, 2019
Had 6+ Home Runs	6 - at UAB; March 18, 2008
Had 5+ Home Runs	5 - Alabama; May 2, 2009
Hit Back-To-Back Home Runs	1st Inning, Dustin Skelton (Grand Slam)/Tanner Allen (Solo) - ULM; April 3, 2019
Hit Back-To-Back-To-Back Home Runs	8th Inning, Russ Sneed (2R HR)/Connor Powers (Solo)/Ryan Duffy (Solo); Alabama, May 3, 2009
Had 3+ Triples	3 - Southern Cal; March 14, 2004
Had 8+ Doubles	8 - Auburn; March 24, 2019
Had 7+ Doubles	7 - Georgia; April 26, 2019
Had 6+ Doubles	7 - Georgia; April 26, 2019
Had 10+ Walks	13 - Georgia; April 26, 2019
Had 9+ Stolen Bases	10 - Arkansas-Pine Bluff; March 18, 2017
Had 8+ Stolen Bases	10 - Arkansas-Pine Bluff; March 18, 2017
Didn't Strikeout in a Game	Jackson State; Feb. 26, 2019
Had Two or Fewer Strikeouts	2 - South Alabama; April 10, 2019
Was Shut Out	vs. Vanderbilt (0-1); May 23, 2019 #
at Home	Southern Miss (0-1); Feb. 22, 2019
on The Road	at Texas A&M-1 (0-1); May 4, 2019
Neutral Site	vs. Vanderbilt (0-1); May 23, 2019 #
Back-To-Back Games	Auburn (0-5, 0-4); March 27-28, 2015
Three-Straight Games	vs. Southern Miss (0-3); March 24, 2018 and Auburn (0-5, 0-4); March 27-28, 2015

A MISSISSIPPI STATE PITCHING STAFF...	
Held Opponent To 1 Hit	at Texas A&M; May 3, 2019
Held Opponent To 2 Hits	Texas Southern; April 16, 2019
Struck Out 20+ Batters	Not Since At Least 2004
Struck Out 15+ Batters	18 - vs. LSU; May 22, 2019 #
Did Not Issue A Walk	at Texas A&M-2; May 4, 2019
Shut Out An Opponent	at Ole Miss; May 10, 2019 (2-0)
at Home	Alabama; April 12, 2019 (6-0)
on The Road	at Ole Miss; May 10, 2019 (2-0)
Neutral Site Game	vs. Washington; June 16, 2018 \$
Postseason Game	vs. Washington; June 16, 2018 \$
Recorded Back-To-Back Shutouts	2016 (Nicholls State, Feb. 28 [8-0] and Alcorn State, March 1 [14-0])
Shut Out An SEC Opponent	at Ole Miss; May 10, 2019 (2-0)
At Home	Alabama; April 12, 2019 (6-0)
On The Road	at Ole Miss; May 10, 2019 (2-0)
Neutral Site	vs. Georgia; May 24, 2017 (3-0) #

A MISSISSIPPI STATE BATTER HAD...	
Hit for the Cycle	Brad Freeman; South Alabama, Feb. 17, 1998
Walk-Off Hit	Gunner Halter; LSU, May 22, 2019 #
8+ At-Bats	8 - Jordan Westburg, Tanner Allen & Rowdey Jordan vs. LSU, May 22, 2019 #
6+ Hits	6 - Adam Frazier; at Virginia, June 8, 2013
5+ Hits	5 - Tanner Allen; South Carolina, May 16, 2019
4+ Hits	4 - Tanner Allen; Central Michigan, June 1, 2019 %
2+ Hits In An Inning	Dustin Skelton (1B, 1B; 4th inning); at Ole Miss, May 12, 2019
5+ Runs	5 - Jon Knott; Little Rock, Feb. 28, 1999
4+ Runs	4 - Tanner Allen & Jake Mangum; South Carolina, May 16, 2019
3+ Doubles	3 - Justin Foscue; Georgia, April 26, 2019
2+ Triples	2 - C.T. Bradford; at Arizona, March 9, 2014
3+ Home Runs	3 - Brent Rooker; vs. Kentucky, April 8, 2017
2+ Home Runs	2 - Josh Hatcher; May 17, 2019
Inside-The-Park Home Run	Cody Brown; vs. Kentucky, April 7, 2017
Pinch Hit Home Run	Cole Gordon; vs. South Alabama, June 4, 2017
Leadoff Home Run (Top or bottom of 1st inning)	Jake Mangum (Top 1st); at Florida-1, March 16, 2019
Walk-Off Home Run	Elijah MacNamee (2-run HR); at Vanderbilt, June 8, 2018
Hit a Grand Slam	Dustin Skelton; South Carolina, May 16, 2019
Multiple Grand Slams	Never
A Pinch Hit Grand Slam	Never
10+ RBIs	11 - Jason Nappi; at UAB, March 18, 2008
9+ RBIs	9 - Ryan Duffy; vs. Jackson State, April 6, 2010
8+ RBIs	8 - Brent Rooker; vs. Indiana State, Feb. 24, 2017
7+ RBIs	7 - Jordan Westburg; vs. North Carolina, June 19, 2018 \$
10+ Total Bases	13 - Brent Rooker; vs. Kentucky, April 8, 2017
4+ Walks	4 - Seth Heck; vs. Marshall, Feb. 21, 2015
3+ Walks	3 - Rowdey Jordan; Georgia, April 26, 2019
4+ Stolen Bases	4 - Derrick Armstrong; vs. Michigan State, March 1, 2014
3+ Stolen Bases	3 - Brent Rooker; vs. Arkansas-Pine Bluff, March 14, 2017
Stole Home	Hunter Stovall; vs. Alcorn State, March 1, 2016
3+ Hit By Pitches	3 - Jordan Westburg; Youngstown State-2, Feb. 16, 2019

A MISSISSIPPI STATE PITCHER HAD...	
A Perfect Game	J.T. Peatross; Mississippi College (1-0), 1918
A No-Hitter	Gene Morgan; at Hawaii-Hilo (2-0), April 6, 1985
A Complete Game (9 Inn.)	Jacob Billingsley; at Southern Miss (8-1), June 6, 2017 %
A Complete Game (7 Inn.)	JT Ginn; at Texas A&M-1 (0-1), May 4, 2019
Complete-Game 1-Hitter	Unknown
Complete-Game 2-Hitter	Ricky Bowen; vs. Ole Miss, March 16, 2008
Consecutive Complete Games	Dakota Hudson; 2016 (at Auburn (4-0), May 13 and Arkansas (7-0), May 19)
A Complete-Game Shutout	Dakota Hudson; vs. Arkansas (7-0), May 19, 2016
at Home	Dakota Hudson; vs. Arkansas (7-0), May 19, 2016
on The Road	Dakota Hudson; at Auburn (4-0), May 13, 2016
SEC Game	Dakota Hudson; vs. Arkansas (7-0), May 19, 2016
as a Freshman	Scott Tanksley; vs. Mississippi College (6-0), April 20, 1993
Postseason Game	B.J. Wallace; vs. Nicholls State (1-0), May 21, 1992 %
17+ Strikeouts	17 - Chris Stratton; at LSU, March 16, 2012
15+ Strikeouts	15 - Ethan Small; Alabama, April 14, 2019
10+ Strikeouts	10 - Ethan Small; Central Michigan, June 1, 2019 %
Recorded Two Saves In One Day	Trevor Fitts; vs. Marshall and Alabama A&M, Feb. 22, 2015

A MISSISSIPPI STATE DEFENSE...	
Turned 5+ Double Plays	5 - San Diego, March 8, 2015
Turned 4+ Double Plays	5 - San Diego, March 8, 2015
Turned 3+ Double Plays	3 - Miami (Fla.), June 1, 2019 %
Turned A Triple Play	Auburn-Montgomery, March 9, 1991
Had 5+ Errors	5 - at Vanderbilt, March 18, 2011
Threw Out 3 Base Runners	3 - Gavin Collins; Eastern Illinois, March 1, 2014

Hit It Hard

Top 10 Exit Velocities

Below is a listing of the top-10 hardest hit balls by MSU in 2019.

Exit Velocity	Name	Opponent	Result
112.2	Jordan Westburg	Auburn (3/22)	Ground Out
111.9	Jordan Westburg	Auburn (3/22)	Double
109.9	Jordan Westburg	Youngstown State (2/15)	Single
109.3	Jordan Westburg	Southern Miss (2/23)	Single
108.9	Jordan Westburg	Southeastern La. (2/27)	Ground Out
108.6	Justin Foscue	Alabama (4/14)	Single
108.5	Elijah MacNamee	Memphis (5/8)	Double
108.4	Josh Hatcher	South Carolina (5/17)	Line Out
108.2	Gunner Halter	South Carolina (5/16)	Double
107.8	Rowdey Jordan	Auburn (3/23)	Single

NOTE: Data not included for games at Florida, Samford or Tennessee. No data included for Governor's Cup game vs. Ole Miss. No date available for NCAA Tournament games.

Individual Exit Velocities

Below is a listing of each MSU student-athlete's average and top exit velocity of the 2019 season.

Name	Average EV	Top EV
Allen, Tanner	92.7	107.3
Brock, Bryce	91.3	100.3
Cumbest, Brad	92.0	106.0
Foscue, Justin	91.9	108.6
Gilbert, Marshall	88.0	106.5
Halter, Gunner	90.2	106.5
Hancock, Luke	85.9	99.1
Hatcher, Josh	90.3	108.4
Jones, Hayden	88.6	107.2
Jordan, Landon	89.7	105.7
Jordan, Rowdey	89.4	107.9
MacNamee, Elijah	86.9	108.5
Mangum, Jake	90.0	102.2
Skelton, Dustin	87.9	104.6
Westburg, Jordan	92.6	112.2

NOTE: Data not included for games at Florida, Samford or Tennessee. No data included for Governor's Cup game vs. Ole Miss. No date available for NCAA Tournament games.

Barrel Count

Below is a listing of each MSU student-athlete's total barreled balls. A barreled ball is 98-plus exit velocity and a 10-35 degree launch angle. Barreled balls include all balls put in play.

Name	Average EV
Allen, Tanner	24
Brock, Bryce	1
Cumbest, Brad	3
Foscue, Justin	28
Gilbert, Marshall	14
Halter, Gunner	10
Hancock, Luke	2
Hatcher, Josh	7
Jones, Hayden	6
Jordan, Landon	3
Jordan, Rowdey	14
MacNamee, Elijah	15
Mangum, Jake	10
Skelton, Dustin	19
Westburg, Jordan	19

NOTE: Data not included for games at Florida, Samford or Tennessee. No data included for Governor's Cup game vs. Ole Miss. No date available for NCAA Tournament games.



Dudy Noble Field

Biography

The largest on-campus facility in college baseball, Dudy Noble Field will see the 53rd season of Mississippi State baseball at its current site in 2019. With nearly 1,600 games played at the venue, the Diamond Dawgs bring a .726 winning percentage into the brand new \$68-million facility.

The field is named in honor of longtime MSU baseball coach, athletics director and ABCA Hall of Famer Clarke Randolph "Dudy" Noble. On April 27, 1998 the facility was renamed Dudy Noble Field, Polk-DeMent Stadium, honoring another ABCA Hall of Famer, former Bulldog skipper Ron Polk, and the late Gordon DeMent, a successful businessman and longtime fan of the Diamond Dawgs from Indianola, Mississippi.

The Origin

From 1929 until 1964, Mississippi State hosted its baseball games at the original on-campus venue, Hardy Field, which was located several hundred yards to the south of the Bulldogs' home football venue, Davis Wade Stadium at Scott Field. The baseball field was closed following the 1964 season to make way for the construction of Dorman Hall and for the next two seasons the Diamond Dawgs played their home games at Redbird Park in Columbus, Mississippi, capturing SEC titles both seasons at their temporary home.

The tin-roofed grandstand and 2,000-seat bleachers from the original Dudy Noble Field were transported to the stadium's present site, which became playable for the 1967 season. Since that time, facility enhancements have followed at a steady pace to make the "Carnegie Hall of College Baseball" one of the finest all-around facilities on the road to Omaha. Among with numerous upgrades, the current site has seen two complete demolitions and reconstructions, the latest occurring during a three-year span from 2017-2019 and opening prior to the start of the 2019 campaign.

Leading the Attendance Boom

With a laundry list of legendary names on its all-time roster, it comes as no surprise that Mississippi State ranks among the nation's attendance leaders year in and year out. The Dudy Noble Field faithful have sold out the reserved seating allotment every season since 1987.

Along with routinely hosting some of the largest crowds in the SEC, 10 of the last 12 three-day Super Bulldog Weekend series have drawn more than 25,000 fans.

MSU eclipsed the 200,000 mark in paid attendance at Dudy Noble Field for six-straight seasons between 2012-17, marking the first such occurrence in the program's history. In 2013, the Diamond Dawgs' five-millionth fan walked through the turnstiles at Dudy Noble Field. Since home attendance figures were charted starting in 1976, the "Carnegie Hall of College Baseball" has seen 6,250,621 fans rush through the gates.

In 18 of the last 19 seasons, Mississippi State has averaged 6,000 fans per game, including a record average of 8,127 during the 2014 campaign. Overall, State has eclipsed the 200,000-fan mark 11 times since 2002, with a school-record 302,558 viewing the 2016 home schedule.

Of the top 25 all-time college baseball on-campus attendances, Dudy Noble Field finds itself on the list 17 times, most notably owning the all-time on-campus attendance record of 15,586 on April 12, 2014. The Bulldogs own 14 of the top 15 marks in NCAA on-campus history and are the only NCAA baseball program to boast on-campus attendances of 14,000 or more. The four largest NCAA Super Regional crowds have assembled in Starkville, Mississippi, as well.

From April 11-13, the Bulldog faithful flooded the gates at Dudy Noble Field to the tune of 39,181 fans for a three-game series versus Ole Miss. The nearly 40,000 fans on the weekend set an NCAA on-campus attendance record for a three-game series.

Dudy Noble Field has ushered in crowds of 10,000 or better 57 times, including 2007 NCAA Super Regional-record draws of 13,715 and 12,620 for nationally-televised, late-morning games against Clemson. With the stadium

under construction in 2018, State added a 10,000-plus crowd to the tally, drawing 10,147 fans for the final date against Arkansas on April 21.

Mississippi State has hosted 25 postseason events at the facility, including three NCAA District III Tournaments (1973, 74 & 75), five SEC tournaments (1979, 1981, 1983, 1988 & 1995), 14 NCAA Regionals (1979, 1984, 1985, 1987, 1988, 1989, 1990, 1992, 1997, 2000, 2003, 2013, 2016 & 2019) and three NCAA Super Regionals (2007, 2016 & 2019).

The Left Field Lounge

The aura of Mississippi State baseball at Dudy Noble Field is certainly not confined to the loyal legions in the impressive grandstand, pro-style luxury sky suites or luxurious Left Field Lofts.

In fact, some of the more highly-prized seats at Bulldog Baseball games are found beyond the outfield fence in the Left Field Lounge™. Waiting lists greet those seeking to purchase one of the 96 outfield lounges in the iconic two-level outfield tailgate.

Once a colorful assortment of pickup trucks, motor homes, and trailers — most equipped with barbecue grills — lined the outfield fence, completing a circle of humanity at Dudy Noble Field. Now, the permanent lounge spaces are connected to the concourse, allowing everyone to stroll through and experience the iconic lounge culture.

What began in the late 1960s as a popular gathering spot for baseball-loving MSU supporters now forms college baseball's largest tailgate party.

The "New Dude"

The second demolition at the current site occurred following the 2017 season and the \$68 million facility opened its gates for the 2019 campaign. Architect Wier Boerner Allin, along with consultants Populous and famed stadium architect/State alum Janet Marie Smith designed the project, while construction manager ICM and general contractor JESCO Construction, Inc. oversaw the construction.

Covering 12 acres of land on the Mississippi State University campus, the 230,000 square foot facility carries on Dudy Noble Field's legacy as the "Carnegie Hall of College Baseball." Installation of the second largest scoreboard in college baseball, measuring 43 feet wide by 60 feet high, started the project in 2017. The board, which was the largest in college baseball upon installation, is larger than boards owned by three Major League Baseball teams. The addition of 96 permanent Left Field Lounge rigs encircling the outfield followed during the fall of 2018.

The concourse and lower-level grandstands were in place for the 2018 season, with the Diamond Suites, upper-deck reserved seating area and three unique club areas — Farm Bureau Triple Crown Club, Charlie and Dana Stephenson Omaha Club and The Rooftop Club — were completed prior to the 2019 campaign. The newest version of Dudy Noble Field also features increased restroom facilities and concession points of sale.

The player spaces also received an upgrade, expanding to cover 18,000 square feet underneath the facility. The fully-equipped Bruce and Julie Martin Locker Room includes an embedded equipment room, houses 40 wooden lockers and features an oversized, dimensional halo-lit '85 Script Mississippi State sign is suspended overhead in the middle of the room.

The more spacious locker room includes an attached training room with whirlpool and fully-functional fueling station. The Mitch Moreland Hitting Tunnel, which is equipped with HitTrax, and Turner & Gloria Wingo Team Lounge are easily accessed from the home dugout, with the eye-popping player entrance and Hassell H. Franklin Omaha Room greeting players as they enter the facility. The Pitching Lab is also housed under the stadium, featuring arm care and conditioning equipment, one oversized turfed mound with three pitching rubbers and state of the art video equipment.

Top-25 Crowds

	Attendance	Opponent	Date
1.	15,586 *	Ole Miss	April 12, 2014
2.	15,078	Texas A&M	April 16, 2016
3.	14,991	Florida	April 22, 1989
4.	14,562	Auburn	April 20, 2013
5.	14,378	LSU	April 16, 1988
6.	13,761	Arkansas	April 25, 1992
7.	13,715 ^	Clemson	June 9, 2007
8.	13,691	Kentucky	April 8, 2017
9.	13,617	Georgia	April 8, 2006
10.	13,452 ^	Arizona	June 11, 2016
11.	13,224	Ole Miss	April 11, 2014
12.	13,132 ^	Stanford	June 8, 2019
13.	13,123	Ole Miss	April 15, 2000
14.	13,004	Florida	April 18, 2015
15.	12,913 ^	Arizona	June 10, 2016
16.	12,708	Auburn	April 24, 1993
17.	12,620 ^	Clemson	June 8, 2007
18.	12,360	Georgia	April 6, 2002
19.	12,343	Auburn	March 23, 2019
20.	11,763	Auburn	April 12, 2003
21.	11,648	LSU	March 30, 2019
22.	11,597 ^	Stanford	June 9, 2019
23.	11,515	Ole Miss	April 2, 2016
24.	11,511 #	Central Michigan	June 1, 2019
25.	11,496 #	Florida State	May 27, 1990

* - NCAA on-campus attendance record

^ - NCAA Regional

- NCAA Super Regional

NOTE: Mississippi State owns 59 crowds of 10,000-plus in the history of the program. The top seven (7) crowds in Dudy Noble Field history are also the top seven (7) on-campus crowds in NCAA history.

Season Statistics

Record: 51-13 Home: 37-5 Away: 10-6 Neutral: 4-2 SEC: 20-10

Player	avg	gp-gs	ab	r	h	2b	3b	hr	rbi	tb	slg%	bb	hp	so	gdp	ob%	sf	sh	sb-att	po	a	e	fld%
15 Mangum, Jake	.355	64-64	290	72	103	22	3	1	39	134	.462	22	7	24	2	.411	2	0	22-28	153	3	4	.975
5 Allen, Tanner	.348	64-64	264	55	92	22	1	7	64	137	.519	32	5	37	4	.423	4	1	1-2	508	34	2	.996
17 Foscue, Justin	.338	64-64	263	65	89	22	0	14	59	153	.582	29	1	31	4	.402	3	0	2-4	59	134	11	.946
8 Skelton, Dustin	.316	60-56	209	37	66	8	2	10	55	108	.517	20	6	52	3	.385	4	4	3-5	507	77	2	.997
11 Westburg, Jordan	.299	63-63	251	68	75	20	2	6	61	117	.466	38	12	64	3	.408	5	0	6-6	71	147	12	.948
4 Jordan, Rowdey	.296	64-63	243	54	72	14	0	6	47	104	.428	29	4	40	3	.376	3	2	11-13	91	0	1	.989
40 MacNamee, Elijah	.288	57-57	205	49	59	19	0	7	51	99	.483	35	8	34	3	.403	5	0	4-7	75	4	2	.975

27 Brock, Bryce	.500	4-0	2	1	1	0	0	0	1	1	.500	0	0	0	0	.500	0	0	0-0	3	0	0	1.000
32 Jordan, Landon	.328	33-11	58	17	19	3	0	1	11	25	.431	6	1	7	2	.400	0	0	4-4	9	13	0	1.000
10 Hatcher, Josh	.327	43-27	101	15	33	6	2	3	21	52	.515	9	1	24	1	.387	0	0	3-4	13	1	1	.933
20 Hancock, Luke	.326	26-12	43	9	14	4	0	0	14	18	.419	11	3	10	2	.483	1	1	0-0	43	7	1	.980
34 Gilbert, Marshall	.317	52-32	123	24	39	6	0	5	16	60	.488	21	5	30	4	.436	0	4	0-0	42	46	9	.907
33 Cumbest, Brad	.286	33-8	49	9	14	4	0	1	11	21	.429	3	2	12	1	.345	1	0	0-0	6	0	0	1.000
2 Halter, Gunner	.281	52-41	139	36	39	6	0	1	17	48	.345	16	1	34	0	.357	1	7	3-3	37	55	10	.902
12 Jones, Hayden	.224	27-14	49	5	11	4	0	1	5	18	.367	2	1	8	0	.269	0	0	1-2	64	3	2	.971
3 Ginn, JT	.000	3-0	3	0	0	0	0	0	0	0	.000	0	0	1	0	.000	0	0	0-0	8	10	1	.947
31 Bell, Benjamin	.000	9-0	1	3	0	0	0	0	0	0	.000	0	0	0	1	.000	0	0	0-0	0	0	0	.000
Totals	.317	64	2293	519	726	160	10	63	472	1095	.478	273	57	408	33	.398	29	19	60-78	1722	606	65	.973
Opponents	.225	64	2143	255	482	89	7	35	227	690	.322	219	53	691	27	.310	16	22	54-83	1636	608	87	.963

LOB - Team (513), Opp (477). DPs turned - Team (33), Opp (39). CI - Team (1), Jones 1. IBB - Team (19), Mangum 8, Allen 3, Foscue 3, Jordan, R. 2, MacNamee 1, Skelton 1, Jordan, L. 1, Opp (5). Picked off - Allen 2, Foscue 2, MacNamee 1, Westburg 1, Jordan, R. 1, Mangum 1, Gilbert 1.

(All games Sorted by Earned run avg)

Player	era	w-l	app	gs	cg	sho	sv	ip	h	r	er	bb	so	2b	3b	hr	b/avg	wp	hp	bk	sfa	sha
44 Small, Ethan	1.76	10-2	17	17	0	0/3	0	102.0	58	23	20	29	168	13	1	7	.164	3	8	0	1	5
3 Ginn, JT	3.36	8-4	16	16	1	0/0	0	80.1	69	35	30	18	103	11	0	1	.223	13	4	2	1	2
13 Plumlee, Peyton	3.67	7-4	20	15	0	0/1	0	81.0	61	37	33	27	63	7	3	7	.204	9	8	0	1	5

43 Breaux, Kale	0.00	0-0	1	0	0	0/0	0	0.1	1	0	0	1	1	1	0	0	.500	0	0	0	0	0
39 Spring, Tyler	2.61	1-0	10	0	0	0/0	0	10.1	7	3	3	8	13	4	0	0	.189	2	1	0	0	0
19 Liebelt, Jared	2.79	2-0	32	0	0	0/5	5	51.2	53	23	16	9	36	12	1	4	.265	1	3	0	3	1
16 Eagan, Jack	3.09	1-0	18	1	0	0/1	0	23.1	12	9	8	17	34	5	0	1	.164	1	5	0	1	3
55 Price, Spencer	3.09	0-0	12	0	0	0/0	0	11.2	10	5	4	7	11	2	0	1	.227	1	1	0	0	1
41 White, Colby	3.16	3-1	26	0	0	0/2	0	25.2	16	10	9	9	47	3	0	2	.174	1	1	0	0	0
24 Gordon, Cole	3.76	4-0	28	0	0	0/0	11	40.2	29	18	17	23	65	5	0	3	.196	6	1	0	2	0
6 Smith, Brandon	3.93	3-0	26	3	0	0/1	0	36.2	43	17	16	6	31	7	1	3	.299	1	4	0	2	1
37 Cerantola, Eric	4.40	3-0	10	4	0	0/0	0	14.1	8	9	7	11	20	3	0	0	.154	2	5	1	0	0
14 Self, Riley	4.81	2-0	21	0	0	0/1	0	24.1	36	14	13	7	17	6	0	2	.343	3	1	0	1	0
46 Barlow, Trysten	5.25	3-1	27	0	0	0/1	0	24.0	20	15	14	12	32	3	0	2	.225	3	6	0	2	2
18 James, Keegan	5.49	4-1	17	8	0	0/1	0	39.1	43	28	24	29	38	6	1	2	.279	7	3	1	2	2
27 Brock, Bryce	7.56	0-0	7	0	0	0/0	0	8.1	16	9	7	6	12	1	0	0	.390	0	2	0	0	0
Totals	3.47	51-13	64	64	1	5/5	16	574.0	482	255	221	219	691	89	7	35	.225	53	53	4	16	22
Opponents	7.59	13-51	64	64	1	3/2	6	546.1	726	519	461	273	408	160	10	63	.317	84	57	7	29	19

PB - Team (7), Skelton 5, Jones 1, Gilbert 1, Opp (16). Pickoffs - Team (5), Spring 1, Ginn 1, Skelton 1, Eagan 1, Gordon 1, Opp (9). SBA/ATT - Skelton (38-58), Ginn (14-19), James (9-13), Plumlee (8-13), Small (7-11), Jones (6-8), Barlow (4-7), Hancock (6-7), Gilbert (3-7), Smith (4-4), Gordon (2-4), White (3-4), Cerantola (1-3), Self (0-2), Spring (1-1), Eagan (1-1), Liebelt (0-1).



Southeastern Conference Statistics

Record: 20-10 Home: 11-4 Away: 9-6 SEC: 20-10

Player	avg	gp-gs	ab	r	h	2b	3b	hr	rbi	tb	slg%	bb	hp	so	gdp	ob%	sf	sh	sb-att	po	a	e	fld%
5 Allen, Tanner	.384	30-30	125	23	48	12	1	2	26	68	.544	15	0	20	2	.447	1	1	0-1	244	22	1	.996
15 Mangum, Jake	.345	30-30	139	31	48	11	1	1	15	64	.460	9	2	11	1	.393	0	0	5-8	78	1	4	.952
17 Foscue, Justin	.333	30-30	126	32	42	13	0	7	30	76	.603	10	0	12	2	.382	0	0	1-3	27	71	3	.970
4 Jordan, Rowdey	.313	30-29	112	23	35	6	0	4	28	53	.473	12	3	16	1	.391	1	1	3-4	43	0	1	.977
8 Skelton, Dustin	.292	30-29	106	18	31	5	0	4	24	48	.453	12	3	26	2	.374	2	3	1-2	266	39	1	.997
11 Westburg, Jordan	.279	30-30	122	28	34	10	0	4	31	56	.459	18	4	38	1	.381	3	0	1-1	31	75	5	.955
40 MacNamee, Elijah	.273	27-27	99	21	27	9	0	4	15	48	.485	14	2	18	1	.371	1	0	0-0	34	2	2	.947

32 Jordan, Landon	.462	13-2	13	4	6	0	0	1	5	9	.692	2	1	1	0	.563	0	0	1-1	2	1	0	1.000
34 Gilbert, Marshall	.308	24-15	52	14	16	3	0	2	6	25	.481	10	3	13	1	.446	0	1	0-0	9	27	3	.923
2 Halter, Gunner	.301	27-22	73	15	22	6	0	0	9	28	.384	6	0	17	0	.350	1	3	1-1	14	23	8	.822
10 Hatcher, Josh	.292	21-14	48	9	14	1	0	3	9	24	.500	4	1	13	0	.358	0	0	1-1	5	0	0	1.000
33 Cumbest, Brad	.281	17-5	32	5	9	3	0	1	7	15	.469	1	2	9	1	.333	1	0	0-0	1	0	0	1.000
20 Hancock, Luke	.238	12-6	21	5	5	2	0	0	4	7	.333	5	1	5	1	.407	0	0	0-0	3	0	0	1.000
12 Jones, Hayden	.125	7-1	8	1	1	0	0	0	0	1	.125	0	0	0	0	.125	0	0	0-0	3	0	0	1.000
27 Brock, Bryce	.000	1-0	0	0	0	0	0	0	0	0	.000	0	0	0	0	.000	0	0	0-0	1	0	0	1.000
Totals	.314	30	1076	229	338	81	2	33	209	522	.485	118	22	199	13	.390	10	9	14-22	786	295	32	.971
Opponents	.248	30	1007	148	250	52	5	22	133	378	.375	99	21	298	12	.326	8	13	15-29	771	283	24	.978

LOB - Team (235), Opp (214). DPs turned - Team (12), Opp (16). IBB - Team (5), Mangum 4, MacNamee 1, Opp (2). Picked off - Mangum 1, MacNamee 1, Allen 1, Foscue 1, Gilbert 1.

(SEC games only Sorted by Earned run avg)

Player	era	w-l	app	gs	cg	sho	sv	ip	h	r	er	bb	so	2b	3b	hr	b/avg	wp	hp	bk	sfa	sha
44 Small, Ethan	1.98	7-1	10	10	0	0/3	0	59.0	31	14	13	20	99	10	1	5	.153	3	3	0	0	2
19 Liebelt, Jared	2.97	0-0	17	0	0	0/3	4	30.1	29	15	10	3	18	8	0	2	.257	1	2	0	3	1
3 Ginn, JT	3.78	4-3	10	10	1	0/0	0	50.0	49	24	21	13	63	10	0	0	.247	5	2	0	0	2
13 Plumlee, Peyton	3.92	4-4	8	8	0	0/0	0	39.0	30	20	17	14	22	3	3	4	.211	2	2	0	1	4

37 Cerantola, Eric	0.00	0-0	1	0	0	0/0	0	1.0	0	0	0	1	3	0	0	0	.000	0	0	0	0	0
39 Spring, Tyler	0.00	0-0	1	0	0	0/0	0	0.2	0	0	0	2	0	0	0	0	.000	1	0	0	0	0
16 Eagan, Jack	3.38	0-0	5	0	0	0/0	0	5.1	3	3	2	6	7	2	0	0	.188	0	0	0	1	1
46 Barlow, Trysten	6.00	1-0	13	0	0	0/0	0	12.0	10	9	8	6	15	3	0	2	.217	1	5	0	1	2
14 Self, Riley	6.30	1-0	8	0	0	0/0	0	10.0	17	7	7	2	9	3	0	1	.370	2	1	0	0	0
6 Smith, Brandon	7.00	0-0	10	0	0	0/0	0	9.0	17	8	7	1	4	2	0	2	.415	0	2	0	1	0
18 James, Keegan	7.24	1-1	7	2	0	0/0	0	13.2	20	12	11	8	13	4	1	0	.328	4	2	1	0	1
41 White, Colby	7.59	1-1	11	0	0	0/1	0	10.2	11	10	9	6	20	2	0	2	.256	1	0	0	0	0
55 Price, Spencer	8.31	0-0	5	0	0	0/0	0	4.1	4	4	4	3	1	1	0	1	.235	0	0	0	0	0
24 Gordon, Cole	10.54	1-0	10	0	0	0/0	2	13.2	20	17	16	11	18	3	0	3	.345	4	1	0	1	0
27 Brock, Bryce	13.50	0-0	4	0	0	0/0	0	3.1	9	5	5	3	6	1	0	0	.474	0	1	0	0	0
Totals	4.47	20-10	30	30	1	3/3	6	262.0	250	148	130	99	298	52	5	22	.248	24	21	1	8	13
Opponents	7.49	10-20	30	30	1	1/0	5	257.0	338	229	214	118	199	81	2	33	.314	32	22	1	10	9

PB - Team (4), Skelton 4, Opp (8). Pickoffs - Team (1), Skelton 1, Opp (5). SBA/ATT - Skelton (14-25), Ginn (6-9), Small (2-5), James (4-4), White (2-3), Gilbert (1-3), Gordon (1-2), Plumlee (0-2), Barlow (0-2), Self (0-1), Liebelt (0-1).

Last Five Games Statistics

Record: 5-0 Home: 5-0 Away: 0-0 SEC: 0-0

Player	avg	gp-gs	ab	r	h	2b	3b	hr	rbi	tb	slg%	bb	hp	so	gdp	ob%	sf	sh	sb-att	po	a	e	fld%
8 Skelton, Dustin	.450	5-5	20	5	9	2	1	0	7	13	.650	2	1	7	0	.522	0	0	1-1	53	5	0	1.000
10 Hatcher, Josh	.412	5-4	17	2	7	3	0	0	5	10	.588	1	0	5	0	.444	0	0	1-1	1	0	0	1.000
4 Jordan, Rowdey	.381	5-5	21	3	8	2	0	1	5	13	.619	1	0	4	0	.409	0	0	0-0	8	0	0	1.000
5 Allen, Tanner	.375	5-5	24	4	9	0	0	1	3	12	.500	0	0	3	0	.375	0	0	0-0	34	1	0	1.000
11 Westburg, Jordan	.350	5-5	20	7	7	2	0	0	6	9	.450	2	1	2	1	.417	1	0	2-2	7	15	0	1.000
17 Foscue, Justin	.333	5-5	18	5	6	1	0	0	3	7	.389	5	0	5	0	.458	1	0	0-0	8	12	1	.952
15 Mangum, Jake	.261	5-5	23	5	6	1	0	0	0	7	.304	1	1	3	0	.320	0	0	1-1	16	0	0	1.000
34 Gilbert, Marshall	.235	5-5	17	4	4	0	0	0	0	4	.235	3	0	4	1	.350	0	1	0-0	2	11	3	.813
40 MacNamee, Elijah	.150	5-5	20	2	3	2	0	1	7	8	.400	3	1	5	1	.292	0	0	0-0	4	0	0	1.000

2 Halter, Gunner	.000	2-1	3	0	0	0	0	0	0	0	.000	0	0	1	0	.000	0	0	0-0	0	0	0	.000
33 Cumbest, Brad	.000	2-0	0	0	0	0	0	0	0	0	.000	0	0	0	0	.000	0	0	0-0	0	0	0	.000
Totals	.322	5	183	37	59	13	1	3	36	83	.454	18	4	39	3	.391	2	1	5-5	135	48	5	.973
Opponents	.228	5	167	13	38	4	0	4	12	54	.323	17	3	55	5	.307	2	1	3-5	129	44	8	.956

LOB - Team (42), Opp (42). DPs turned - Team (6), Opp (3). IBB - Team (3), Foscue 2, Mangum 1. Picked off - Foscue 1.

(Last Five Games Sorted by Earned run avg)

Player	era	w-l	app	gs	cg	sho	sv	ip	h	r	er	bb	so	2b	3b	hr	b/avg	wp	hp	bk	sfa	sha
24 Gordon, Cole	0.00	0-0	5	0	0	0/0	2	6.0	2	0	0	2	12	2	0	0	.095	0	0	0	0	0
44 Small, Ethan	1.50	2-0	2	2	0	0/0	0	12.0	10	3	2	5	18	0	0	1	.222	0	1	0	1	0
13 Plumlee, Peyton	2.31	2-0	2	2	0	0/0	0	11.2	7	3	3	1	9	0	0	2	.171	0	1	0	0	1
19 Liebelt, Jared	4.05	1-0	4	0	0	0/0	0	6.2	11	3	3	2	6	2	0	1	.367	0	0	0	0	0

3 Ginn, JT	0.00	0-0	1	1	0	0/0	0	3.0	3	1	0	0	3	0	0	0	.273	0	0	0	0	0
41 White, Colby	0.00	0-0	3	0	0	0/0	0	3.0	1	0	0	3	6	0	0	0	.100	0	0	0	0	0
46 Barlow, Trysten	0.00	0-0	1	0	0	0/0	0	1.0	0	0	0	1	0	0	0	0	.000	0	0	0	0	0
14 Self, Riley	0.00	0-0	1	0	0	0/0	0	1.0	1	0	0	2	0	0	0	0	.333	0	0	0	0	0
6 Smith, Brandon	40.50	0-0	1	0	0	0/0	0	0.2	3	3	3	1	1	0	0	0	.750	0	1	0	1	0
Totals	2.20	5-0	5	5	0	0/0	2	45.0	38	13	11	17	55	4	0	4	.228	0	3	0	2	1
Opponents	7.12	0-5	5	5	0	0/0	0	43.0	59	37	34	18	39	13	1	3	.322	3	4	1	2	1

PB - Team (0), Opp (1). Pickoffs - Team (0), Opp (1). SBA/ATT - Skelton (3-5), Smith (2-2), Small (1-1), Plumlee (0-1), Ginn (0-1).



Last 10 Games Statistics

Record: 7-3 Home: 6-1 Away: 0-0 Neutral: 1-2 SEC: 1-1

Player	avg	gp-gs	ab	r	h	2b	3b	hr	rbi	tb	slg%	bb	hp	so	gdp	ob%	sf	sh	sb-att	po	a	e	fld%
5 Allen, Tanner	.420	10-10	50	5	21	4	1	1	10	30	.600	0	1	4	0	.431	0	0	0-0	76	5	0	1.000
4 Jordan, Rowdey	.372	10-10	43	7	16	2	0	1	6	21	.488	5	0	9	1	.438	0	0	2-2	21	0	0	1.000
8 Skelton, Dustin	.341	10-10	41	7	14	3	1	0	9	19	.463	5	2	13	0	.429	1	0	1-1	91	12	0	1.000
10 Hatcher, Josh	.324	10-9	34	5	11	4	0	2	9	21	.618	1	0	10	0	.343	0	0	1-1	8	0	1	.889
17 Foscue, Justin	.308	10-10	39	9	12	2	0	1	5	17	.436	11	0	8	0	.451	1	0	0-0	12	20	1	.970
34 Gilbert, Marshall	.289	10-10	38	6	11	0	0	0	2	11	.289	4	1	9	1	.372	0	2	0-0	3	23	6	.813
11 Westburg, Jordan	.238	10-10	42	11	10	2	0	0	9	12	.286	4	3	9	2	.340	1	0	2-2	15	23	1	.974
15 Mangum, Jake	.191	10-10	47	8	9	2	0	0	1	11	.234	4	1	7	1	.269	0	0	2-2	31	0	0	1.000

32 Jordan, Landon	.333	4-1	6	2	2	0	0	0	0	2	.333	1	1	1	0	.500	0	0	2-2	0	0	0	.000
20 Hancock, Luke	.250	5-4	12	1	3	1	0	0	2	4	.333	1	2	4	0	.400	0	1	0-0	11	0	0	1.000
40 MacNamee, Elijah	.150	5-5	20	2	3	2	0	1	7	8	.400	3	1	5	1	.292	0	0	0-0	4	0	0	1.000
2 Halter, Gunner	.111	6-1	9	1	1	0	0	0	1	1	.111	1	0	4	0	.200	0	0	0-0	3	0	0	1.000
12 Jones, Hayden	.000	1-0	1	0	0	0	0	0	0	0	.000	0	0	1	0	.000	0	0	0-0	0	0	0	.000
33 Cumbest, Brad	.000	5-0	1	0	0	0	0	0	0	0	.000	0	0	0	0	.000	0	0	0-0	1	0	0	1.000
27 Brock, Bryce	.000	2-0	0	0	0	0	0	0	0	0	.000	0	0	0	0	.000	0	0	0-0	1	0	0	1.000
Totals	.295	10	383	64	113	22	2	6	61	157	.410	40	12	84	6	.377	3	3	10-10	285	93	10	.974
Opponents	.230	10	356	43	82	12	1	8	39	120	.337	43	5	109	5	.318	5	5	12-15	278	93	14	.964

LOB - Team (99), Opp (86). DPs turned - Team (7), Opp (7). IBB - Team (6), Mangum 3, Foscue 2, Jordan, R. 1, Opp (2). Picked off - Foscue 1.

(Last Ten Games Sorted by Earned run avg)

Player	era	w-l	app	gs	cg	sho	sv	ip	h	r	er	bb	so	2b	3b	hr	b/avg	wp	hp	bk	sfa	sha
44 Small, Ethan	1.42	2-1	3	3	0	0/0	0	19.0	13	4	3	7	29	0	0	1	.188	0	2	0	1	0
24 Gordon, Cole	1.46	0-0	7	0	0	0/0	2	12.1	5	2	2	8	23	3	0	1	.119	1	0	0	0	0
13 Plumlee, Peyton	3.63	2-1	4	3	0	0/0	0	17.1	12	7	7	3	12	0	1	3	.200	0	1	0	0	3
19 Liebelt, Jared	4.22	1-0	7	0	0	0/0	0	10.2	15	9	5	3	8	3	0	3	.326	0	1	0	0	1
3 Ginn, JT	4.76	0-1	3	3	0	0/0	0	11.1	10	8	6	4	16	1	0	0	.227	3	0	0	0	1

41 White, Colby	0.00	1-0	4	0	0	0/0	0	4.0	1	0	0	4	8	0	0	0	.077	0	0	0	0	0
37 Cerantola, Eric	0.00	0-0	1	0	0	0/0	0	2.0	1	0	0	0	1	0	0	0	.143	0	0	1	0	0
55 Price, Spencer	0.00	0-0	1	0	0	0/0	0	1.1	1	0	0	0	1	0	0	0	.200	0	0	0	0	0
16 Eagan, Jack	0.00	0-0	1	0	0	0/0	0	1.1	1	0	0	2	1	0	0	0	.250	0	0	0	0	0
18 James, Keegan	2.70	1-0	2	0	0	0/0	0	3.1	3	1	1	3	2	0	0	0	.250	0	0	0	1	0
6 Smith, Brandon	7.50	0-0	3	1	0	0/0	0	6.0	10	5	5	2	6	3	0	0	.370	0	1	0	1	0
46 Barlow, Trysten	7.71	0-0	4	0	0	0/0	0	2.1	1	2	2	3	1	0	0	0	.167	0	0	0	1	0
14 Self, Riley	8.10	0-0	4	0	0	0/0	0	3.1	9	4	3	2	0	2	0	0	.474	0	0	0	1	0
39 Spring, Tyler	13.50	0-0	1	0	0	0/0	0	0.2	0	1	1	2	1	0	0	0	.000	0	0	0	0	0
Totals	3.32	7-3	10	10	0	0/0	2	95.0	82	43	35	43	109	12	1	8	.230	4	5	1	5	5
Opponents	5.54	3-7	10	10	0	1/1	2	92.2	113	64	57	40	84	22	2	6	.295	10	12	1	3	3

PB - Team (0), Opp (1). Pickoffs - Team (1), Eagan 1, Opp (1). SBA/ATT - Skelton (10-13), Ginn (4-5), Small (2-2), James (2-2), Smith (2-2), Plumlee (0-1), Barlow (1-1), Hancock (1-1), White (1-1), Gordon (0-1).

Versus Ranked Opponents Statistics

Record: 22-11 Home: 12-4 Away: 7-5 Neutral: 3-2 SEC: 13-8

Player	avg	gp-gs	ab	r	h	2b	3b	hr	rbi	tb	slg%	bb	hp	so	gdp	ob%	sf	sh	sb-att	po	a	e	fld%
15 Mangum, Jake	.359	33-33	142	28	51	11	1	1	12	67	.472	14	3	12	2	.422	2	0	5-8	75	3	4	.951
8 Skelton, Dustin	.336	33-32	119	17	40	8	1	4	28	62	.521	11	3	34	1	.394	4	3	2-3	290	45	1	.997
11 Westburg, Jordan	.293	33-33	133	30	39	14	0	3	28	62	.466	16	6	40	3	.386	3	0	2-2	42	89	7	.949
5 Allen, Tanner	.279	33-33	136	14	38	7	0	1	24	48	.353	16	2	26	2	.361	1	1	0-1	264	21	1	.997
17 Foscue, Justin	.274	33-33	135	31	37	10	0	7	27	68	.504	17	0	23	1	.353	1	0	1-3	31	72	5	.954
4 Jordan, Rowdey	.242	33-32	120	21	29	7	0	4	19	48	.400	17	3	25	3	.348	1	1	3-4	58	0	1	.983
40 MacNamee, Elijah	.234	30-30	107	20	25	8	0	4	16	45	.421	16	3	21	2	.344	2	0	0-0	34	1	2	.946

32 Jordan, Landon	.333	13-1	15	1	5	0	0	0	3	5	.333	1	0	1	1	.375	0	0	1-1	4	4	0	1.000
20 Hancock, Luke	.300	11-7	20	3	6	3	0	0	4	9	.450	4	2	5	1	.462	0	1	0-0	13	0	0	1.000
34 Gilbert, Marshall	.293	26-16	58	11	17	3	0	0	1	20	.345	10	4	13	1	.431	0	2	0-0	8	23	7	.816
33 Cumbest, Brad	.263	13-3	19	2	5	3	0	0	2	8	.421	1	0	5	1	.300	0	0	0-0	2	0	0	1.000
2 Halter, Gunner	.259	29-25	85	13	22	5	0	0	10	27	.318	6	0	24	0	.308	0	3	1-1	20	28	8	.857
10 Hatcher, Josh	.255	23-15	55	7	14	3	0	0	5	17	.309	4	1	19	0	.317	0	0	1-1	7	0	1	.875
12 Jones, Hayden	.250	10-4	16	1	4	1	0	0	0	5	.313	1	0	2	0	.294	0	0	0-1	10	1	0	1.000
3 Ginn, JT	.000	2-0	2	0	0	0	0	0	0	0	.000	0	0	1	0	.000	0	0	0-0	5	8	0	1.000
27 Brock, Bryce	.000	1-0	0	0	0	0	0	0	0	0	.000	0	0	0	0	.000	0	0	0-0	2	0	0	1.000
31 Bell, Benjamin	.000	3-0	0	0	0	0	0	0	0	0	.000	0	0	0	0	.000	0	0	0-0	0	0	0	.000
Totals	.286	33	1162	199	332	83	2	24	179	491	.423	134	27	251	18	.369	14	11	16-25	882	320	41	.967
Opponents	.231	33	1110	147	256	44	5	21	133	373	.336	114	25	345	16	.313	12	9	18-34	871	307	35	.971

LOB - Team (278), Opp (241). DPs turned - Team (17), Opp (23). IBB - Team (13), Mangum 6, Jordan, R. 2, Allen 2, Foscue 2, MacNamee 1, Opp (3). Picked off - Foscue 2, Mangum 1, Allen 1, Gilbert 1.

(Versus Ranked Opponents Sorted by Earned run avg)

Player	era	w-l	app	gs	cg	sho	sv	ip	h	r	er	bb	so	2b	3b	hr	b/avg	wp	hp	bk	sfa	sha
44 Small, Ethan	1.48	6-2	10	10	0	0/2	0	61.0	27	12	10	18	98	2	1	5	.131	3	4	0	1	2
13 Plumlee, Peyton	3.50	5-2	10	8	0	0/0	0	43.2	30	19	17	12	30	3	2	5	.186	4	3	0	1	2
3 Ginn, JT	3.74	5-4	10	10	1	0/0	0	55.1	48	27	23	15	71	9	0	0	.223	9	3	1	0	1

37 Cerantola, Eric	0.00	0-0	1	0	0	0/0	0	2.0	1	0	0	0	1	0	0	0	.143	0	0	1	0	0
16 Eagan, Jack	3.38	0-0	7	0	0	0/0	0	8.0	7	4	3	8	9	3	0	1	.280	0	1	0	1	1
27 Brock, Bryce	3.86	0-0	3	0	0	0/0	0	2.1	3	1	1	2	3	0	0	0	.300	0	1	0	0	0
19 Liebelt, Jared	3.90	0-0	19	0	0	0/2	3	30.0	35	14	13	7	20	7	0	2	.299	0	3	0	3	0
24 Gordon, Cole	4.35	2-0	14	0	0	0/0	5	20.2	13	11	10	14	35	1	0	1	.176	3	1	0	1	0
46 Barlow, Trysten	5.79	1-1	16	0	0	0/0	0	14.0	10	10	9	10	18	2	0	1	.204	2	5	0	2	1
18 James, Keegan	5.94	2-1	8	4	0	0/0	0	16.2	23	12	11	13	16	3	1	0	.319	6	1	1	1	2
41 White, Colby	6.57	0-1	13	0	0	0/0	0	12.1	11	10	9	5	24	2	0	2	.234	0	1	0	0	0
39 Spring, Tyler	6.75	0-0	2	0	0	0/0	0	1.1	0	1	1	4	1	0	0	0	.000	1	0	0	0	0
6 Smith, Brandon	7.30	0-0	10	1	0	0/0	0	12.1	22	11	10	2	10	5	1	2	.400	0	2	0	1	0
55 Price, Spencer	7.71	0-0	5	0	0	0/0	0	4.2	5	4	4	2	2	1	0	1	.263	0	0	0	0	0
14 Self, Riley	9.31	1-0	9	0	0	0/0	0	9.2	21	11	10	2	7	6	0	1	.429	1	0	0	1	0
Totals	4.01	22-11	33	33	1	2/2	8	294.0	256	147	131	114	345	44	5	21	.231	29	25	3	12	9
Opponents	5.64	11-22	33	33	1	3/2	4	290.1	332	199	182	134	251	83	2	24	.286	30	27	1	14	11

PB - Team (3), Skelton 3, Opp (9). Pickoffs - Team (2), Skelton 1, Eagan 1, Opp (5). SBA/ATT - Skelton (15-27), Ginn (10-13), Barlow (1-4), Small (2-4), James (3-4), Gordon (1-3), Gilbert (1-3), White (1-2), Plumlee (0-2), Hancock (1-1), Liebelt (0-1), Self (0-1), Jones (0-1).



Results

Date	Opponent	Score	Inns	Overall	SEC	Pitcher of record	Attend	Time
Feb 15, 2019	YOUNGSTOWN STATE	w 14-3	9	1-0-0	0-0-0	Gordon (W 1-0)	8503	3:00
Feb 16, 2019	YOUNGSTOWN STATE-1	w 14-2	9	2-0-0	0-0-0	Ginn (W 1-0)	9157	3:00
Feb 16, 2019	YOUNGSTOWN STATE-2	w 8-0	9	3-0-0	0-0-0	James (W 1-0)	9157	2:52
Feb 20, 2019	UAB	w 3-2	9	4-0-0	0-0-0	Self (W 1-0)	6539	2:54
Feb 22, 2019	#21 SOUTHERN MISS	L 0-1	(10)	4-1-0	0-0-0	Barlow (L 0-1)	7091	2:33
Feb 23, 2019	#21 SOUTHERN MISS	w 8-1	9	5-1-0	0-0-0	Ginn (W 2-0)	9376	2:35
Feb 24, 2019	#21 SOUTHERN MISS	w 4-3	9	6-1-0	0-0-0	Gordon (W 2-0)	9449	3:21
Feb 26, 2019	JACKSON STATE	w 17-4	9	7-1-0	0-0-0	Cerantola (W 1-0)	7019	2:56
Feb 27, 2019	SOUTHEASTERN LA.	w 12-0	9	8-1-0	0-0-0	Plumlee (W 1-0)	7860	3:01
@ Mar 01, 2019	vs Sam Houston State	w 5-4	9	9-1-0	0-0-0	Barlow (W 1-1)	6447	2:54
@ Mar 02, 2019	vs #8 Texas Tech	w 4-2	9	10-1-0	0-0-0	Ginn (W 3-0)	7527	3:23
Mar 05, 2019	#14 EAST CAROLINA	w 4-1	9	11-1-0	0-0-0	James (W 2-0)	7013	3:12
Mar 06, 2019	ARKANSAS-PINE BLUFF	w 14-1	9	12-1-0	0-0-0	Cerantola (W 2-0)	6506	3:08
Mar 08, 2019	MAINE-1	w 9-2	9	13-1-0	0-0-0	Small (W 1-0)	7238	2:42
Mar 08, 2019	MAINE-2	w 5-1	9	14-1-0	0-0-0	Ginn (W 4-0)	7238	2:35
Mar 10, 2019	MAINE	w 9-8	9	15-1-0	0-0-0	White (W 1-0)	7458	3:19
Mar 13, 2019	GRAMBLING	w 18-1	9	16-1-0	0-0-0	Cerantola (W 3-0)	7495	3:19
* Mar 15, 2019	at #4 Florida	w 6-5	9	17-1-0	1-0-0	Small (W 2-0)	4215	3:12
* Mar 16, 2019	at #4 Florida-1	w 10-5	9	18-1-0	2-0-0	Ginn (W 5-0)	4019	3:13
* Mar 16, 2019	at #4 Florida-2	L 2-4	9	18-2-0	2-1-0	James (L 2-1)	3247	2:48
Mar 19, 2019	LITTLE ROCK	w 15-4	9	19-2-0	2-1-0	Eagan (W 1-0)	7470	3:28
Mar 20, 2019	at Samford	w 6-4	9	20-2-0	2-1-0	Spring (W 1-0)	2284	3:23
* Mar 22, 2019	#16 AUBURN	L 5-6	9	20-3-0	2-2-0	White (L 1-1)	10029	3:14
* Mar 23, 2019	#16 AUBURN	w 15-2	9	21-3-0	3-2-0	Ginn (W 6-0)	12343	3:22
* Mar 24, 2019	#16 AUBURN	w 20-15	9	22-3-0	4-2-0	Gordon (W 3-0)	9886	4:11
Mar 26, 2019	MISS. VALLEY STATE	w 18-5	9	23-3-0	4-2-0	Liebelt (W 1-0)	7198	3:24
* Mar 28, 2019	#17 LSU	w 6-5	9	24-3-0	5-2-0	Small (W 3-0)	9797	3:34
* Mar 29, 2019	#17 LSU	L 5-10	9	24-4-0	5-3-0	Ginn (L 6-1)	11262	3:36
* Mar 30, 2019	#17 LSU	L 2-11	9	24-5-0	5-4-0	Plumlee (L 1-1)	11648	3:15
Apr 03, 2019	ULM	w 21-8	9	25-5-0	5-4-0	Smith (W 1-0)	7532	3:46
* Apr 05, 2019	at Tennessee	w 6-3	(11)	26-5-0	6-4-0	Barlow (W 2-1)	2684	3:33
* Apr 06, 2019	at Tennessee	L 1-2	9	26-6-0	6-5-0	Plumlee (L 1-2)	2485	2:46
* Apr 07, 2019	at Tennessee	w 7-5	9	27-6-0	7-5-0	James (W 3-1)	2416	3:09
Apr 10, 2019	SOUTH ALABAMA	w 7-5	9	28-6-0	7-5-0	Smith (W 2-0)	7270	3:13
* Apr 12, 2019	ALABAMA	w 6-0	9	29-6-0	8-5-0	Small (W 4-0)	10386	2:55
* Apr 13, 2019	ALABAMA	w 9-1	9	30-6-0	9-5-0	Plumlee (W 2-2)	11112	3:59
* Apr 14, 2019	ALABAMA	w 13-3	9	31-6-0	10-5-0	Ginn (W 7-1)	8593	3:25
Apr 16, 2019	TEXAS SOUTHERN	w 5-1	9	32-6-0	10-5-0	White (W 2-1)	7402	2:46
* Apr 18, 2019	at #10 Arkansas	L 3-5	9	32-7-0	10-6-0	Small (L 4-1)	8338	2:50
* Apr 19, 2019	at #10 Arkansas	L 5-12	9	32-8-0	10-7-0	Plumlee (L 2-3)	9573	3:58
* Apr 20, 2019	at #10 Arkansas	L 2-10	9	32-9-0	10-8-0	Ginn (L 7-2)	11087	2:58
Apr 23, 2019	vs #23 Ole Miss	w 8-1	9	33-9-0	10-8-0	Barlow (W 3-1)	8638	3:30
* Apr 26, 2019	#3 GEORGIA	w 19-3	9	34-9-0	11-8-0	Small (W 5-1)	9061	3:40
* Apr 27, 2019	#3 GEORGIA	w 9-3	9	35-9-0	12-8-0	Ginn (W 8-2)	9572	3:33
* Apr 28, 2019	#3 GEORGIA	w 6-5	9	36-9-0	13-8-0	Plumlee (W 3-3)	8204	3:18
* May 03, 2019	at #15 Texas A&M	w 4-0	9	37-9-0	14-8-0	Small (W 6-1)	4734	2:51
* May 04, 2019	at #15 Texas A&M-1	L 0-1	7	37-10-0	14-9-0	Ginn (L 8-3)	-	1:56
* May 04, 2019	at #15 Texas A&M-2	w 4-3	7	38-10-0	15-9-0	Plumlee (W 4-3)	7275	2:26
May 08, 2019	MEMPHIS	w 10-9	9	39-10-0	15-9-0	Gordon (W 4-0)	8061	3:29
* May 10, 2019	at #11 Ole Miss	w 2-0	9	40-10-0	16-9-0	Small (W 7-1)	8797	3:16
* May 11, 2019	at #11 Ole Miss	w 8-5	9	41-10-0	17-9-0	Self (W 2-0)	8967	4:03
* May 12, 2019	at #11 Ole Miss	w 11-5	9	42-10-0	18-9-0	Plumlee (W 5-3)	8572	3:25
May 14, 2019	LOUISIANA TECH	w 7-3	9	43-10-0	18-9-0	Smith (W 3-0)	7989	3:14
* May 16, 2019	SOUTH CAROLINA	w 24-7	9	44-10-0	19-9-0	Small (W 8-1)	8094	3:42
* May 17, 2019	SOUTH CAROLINA	w 11-2	9	45-10-0	20-9-0	White (W 3-1)	9235	3:03
* May 18, 2019	SOUTH CAROLINA	L 8-10	9	45-11-0	20-10-0	Plumlee (L 5-4)	10461	4:02
! May 22, 2019	vs #16 LSU	w 6-5	(17)	46-11-0	20-10-0	James (W 4-1)	13902	6:43
! May 23, 2019	vs #2 Vanderbilt	L 0-1	9	46-12-0	20-10-0	Small (L 8-2)	8620	2:59
! May 24, 2019	vs #16 LSU	L 2-12	7	46-13-0	20-10-0	Ginn (L 8-4)	14294	3:08
^ May 31, 2019	SOUTHERN	w 11-6	9	47-13-0	20-10-0	Liebelt (W 2-0)	8826	3:33
^ Jun 01, 2019	CENTRAL MICHIGAN	w 7-2	9	48-13-0	20-10-0	Small (W 9-2)	11511	3:09
^ Jun 02, 2019	#19 MIAMI (FLA.)	w 5-2	9	49-13-0	20-10-0	Plumlee (W 6-4)	9014	2:49
# Jun 08, 2019	#3 STANFORD	w 6-2	9	50-13-0	20-10-0	Small (W 10-2)	13132	3:59
Jun 09, 2019	#3 STANFORD	w 8-1	9	51-13-0	20-10-0	Plumlee (W 7-4)	11597	3:16

* = SEC game

@ = Frisco Classic (Dr Pepper Ballpark; Frisco, Texas)

! = SEC Tournament (Hoover Met; Hoover, Ala.)

^ = NCAA Starkville Regional (Dudy Noble Field; Starkville, Miss.)

= NCAA Starkville Super Regional (Dudy Noble Field; Starkville, Miss.)

Rankings from Baseball America

() extra inning game

Game-by-Game

Hitting

Date	Opponent	ab	r	h	rbi	2b	3b	hr	tb	bb	ibb	sb	cs	hbp	sac	sf	gdp	k	po	a	e	lob	avg
Feb 15	YOUNGSTOWN ST	40	14	14	14	4	0	2	24	4	0	0	0	0	0	0	0	2	27	6	1	6	.350
Feb 16	YOUNGSTOWN ST	36	14	14	13	5	0	1	22	6	0	1	1	1	0	1	0	3	27	8	0	6	.368
Feb 16	YOUNGSTOWN ST	35	8	11	8	3	1	2	22	3	0	2	0	3	0	0	0	8	27	7	1	9	.351
Feb 20	UAB	29	3	3	3	0	0	0	3	3	0	1	0	1	0	0	0	8	27	13	0	6	.300
Feb 22	SOUTHERN MISS	36	0	7	0	0	0	0	7	0	0	2	1	0	0	0	0	4	30	12	0	6	.278
Feb 23	SOUTHERN MISS	36	8	13	8	1	0	3	23	5	1	1	0	0	0	0	2	6	27	16	0	9	.292
Feb 24	SOUTHERN MISS	35	4	7	4	4	0	0	11	4	1	0	0	0	0	0	1	9	27	9	0	9	.279
Feb 26	JACKSON STATE	35	17	12	12	4	0	2	22	8	0	3	0	3	0	1	1	0	27	6	2	6	.287
Feb 27	SOUTHEASTERN L	33	12	12	10	2	0	2	20	8	0	2	1	2	0	1	0	6	27	6	1	8	.295
Mar 01	vs Sam Houston St	34	5	10	4	3	0	0	13	0	0	1	0	0	1	1	0	6	27	12	2	7	.295
Mar 02	vs Texas Tech	33	4	8	2	1	0	0	9	5	0	1	1	2	1	1	0	9	27	8	0	11	.291
Mar 05	EAST CAROLINA	28	4	6	3	1	0	0	7	5	0	0	0	0	1	1	1	9	27	9	4	7	.285
Mar 06	ARKANSAS-PINE B	36	14	15	13	6	0	0	21	6	1	1	1	2	1	1	0	4	27	9	1	8	.296
Mar 08	MAINE	37	9	14	8	3	0	1	20	2	0	4	1	0	0	0	0	5	27	8	1	6	.302
Mar 08	MAINE	30	5	8	3	1	0	1	12	4	2	2	1	0	0	1	1	5	27	7	2	6	.300
Mar 10	MAINE	35	9	11	9	1	0	2	18	3	1	6	0	2	0	0	1	5	27	10	0	7	.301
Mar 13	GRAMBLING	41	18	18	16	4	2	1	29	8	0	1	1	0	0	1	0	9	27	6	2	8	.311
*Mar 15	at Florida	35	6	10	5	2	0	1	15	4	0	0	0	1	2	0	0	7	27	5	0	9	.309
*Mar 16	at Florida	45	10	17	8	6	0	3	32	0	0	0	0	0	0	0	0	9	27	12	2	8	.314
*Mar 16	at Florida	34	2	8	2	3	0	0	11	1	0	0	0	0	1	0	0	5	24	7	0	7	.310
Mar 19	LITTLE ROCK	40	15	15	13	3	2	0	22	8	0	2	0	0	0	0	1	6	27	9	0	9	.314
Mar 20	at Samford	37	6	11	6	1	1	0	14	7	0	2	0	1	0	0	1	5	27	8	1	12	.313
*Mar 22	AUBURN	37	5	7	3	2	0	0	9	3	0	0	0	2	0	0	0	7	27	10	1	10	.307
*Mar 23	AUBURN	41	15	20	12	5	0	1	28	8	0	1	1	0	0	1	1	7	27	13	0	11	.316
*Mar 24	AUBURN	45	20	21	20	8	0	2	35	5	0	3	0	1	0	1	0	6	27	10	3	8	.323
Mar 26	MISS. VALLEY STA	41	18	17	15	2	0	2	25	5	0	5	0	1	0	2	0	2	27	9	2	7	.327
*Mar 28	LSU	32	6	11	6	3	0	3	23	4	0	2	1	1	1	0	1	6	27	6	2	8	.328
*Mar 29	LSU	35	5	8	4	2	1	1	15	4	0	0	0	0	0	0	0	10	27	7	2	7	.324
*Mar 30	LSU	36	2	10	2	2	0	1	15	2	0	0	1	0	0	0	0	4	27	9	3	9	.323
Apr 03	ULM	39	21	19	20	0	1	2	27	8	0	1	1	2	1	1	1	4	27	9	1	6	.329
*Apr 05	at Tennessee	42	6	11	5	2	0	0	13	5	0	1	1	0	0	0	0	10	33	7	0	8	.326
*Apr 06	at Tennessee	32	1	5	1	0	0	0	5	2	0	1	0	0	0	0	0	6	24	12	1	6	.322
*Apr 07	at Tennessee	35	7	13	7	3	0	2	22	1	0	0	0	3	1	1	2	3	27	18	1	7	.323
Apr 10	SOUTH ALABAMA	32	7	11	7	3	0	2	20	3	0	0	0	1	0	0	1	2	27	12	0	5	.324
*Apr 12	ALABAMA	37	6	13	6	2	0	1	18	1	0	0	0	0	0	0	0	5	27	7	0	8	.324
*Apr 13	ALABAMA	33	9	10	9	0	0	3	19	6	0	0	0	0	1	0	0	7	27	15	1	7	.324
*Apr 14	ALABAMA	41	13	17	12	6	0	1	26	6	0	1	0	0	0	1	0	5	27	12	0	11	.327
Apr 16	TEXAS SOUTHERN	31	5	10	5	1	0	1	14	2	0	0	0	1	2	0	2	3	27	11	1	7	.327
*Apr 18	at Arkansas	32	3	6	3	1	0	2	13	1	0	0	0	1	0	0	0	13	24	7	0	4	.323
*Apr 19	at Arkansas	33	5	5	5	0	0	1	8	5	0	0	0	1	0	0	0	11	24	11	2	7	.319
*Apr 20	at Arkansas	33	2	6	2	0	0	0	6	3	0	0	0	0	0	0	0	6	24	12	1	7	.316
Apr 23	vs Ole Miss	34	8	7	7	1	0	1	11	5	1	0	0	2	0	2	0	10	27	11	1	8	.314
*Apr 26	GEORGIA	38	19	19	16	7	0	1	29	13	2	0	1	1	1	0	2	4	27	5	2	10	.318
*Apr 27	GEORGIA	36	9	12	8	1	0	2	19	3	0	0	0	1	0	2	0	5	27	11	2	9	.319
*Apr 28	GEORGIA	27	6	8	5	2	0	0	10	7	0	1	1	1	0	2	0	6	27	4	2	7	.318
*May 03	at Texas A&M	32	4	8	4	3	0	0	11	2	1	0	0	2	1	1	0	5	27	8	0	7	.317
*May 04	at Texas A&M	22	0	3	0	1	0	0	4	4	0	0	0	0	0	0	2	8	18	10	0	5	.315
*May 04	at Texas A&M	29	4	9	4	2	0	1	14	4	1	0	0	0	0	0	0	5	21	9	0	8	.315
May 08	MEMPHIS	34	10	14	10	3	0	1	20	6	1	0	0	0	0	2	1	5	27	8	0	8	.316
*May 10	at Ole Miss	33	2	8	2	3	0	0	11	2	0	0	0	0	1	0	1	7	27	12	0	7	.315
*May 11	at Ole Miss	34	8	10	7	3	0	0	13	6	0	1	1	2	0	0	2	8	27	18	3	7	.315
*May 12	at Ole Miss	42	11	17	11	5	0	0	22	5	1	0	1	0	0	0	1	5	27	13	3	9	.317
May 14	LOUISIANA TECH	34	7	12	7	3	0	1	18	5	0	1	1	0	0	0	0	4	27	10	1	8	.317
*May 16	SOUTH CAROLINA	48	24	22	22	4	0	4	38	3	0	0	0	4	0	1	1	5	27	4	0	8	.321
*May 17	SOUTH CAROLINA	37	11	11	10	2	1	2	21	3	0	2	0	1	0	0	0	7	27	10	0	6	.320
*May 18	SOUTH CAROLINA	40	8	13	8	1	0	1	17	5	0	1	0	0	0	0	0	7	27	11	1	10	.321
May 22	vs LSU	65	6	18	5	5	0	0	23	8	3	1	0	4	1	1	1	17	51	17	2	23	.319
May 23	vs Vanderbilt	32	0	6	0	1	0	0	7	1	0	0	0	2	1	0	1	10	24	2	0	9	.317
May 24	vs LSU	26	2	6	2	0	0	0	6	5	0	1	0	1	0	0	1	4	21	5	2	9	.316
May 31	SOUTHERN	36	11	12	10	3	0	1	18	7	1	2	0	2	1	0	1	3	27	7	1	11	.316
Jun 01	CENTRAL MICHIG	41	7	16	7	2	0	1	21	1	0	1	0	0	0	0	1	7	27	9	0	8	.318
Jun 02	MIAMI (FLA.)	33	5	8	5	2	0	0	10	1	0	1	0	1	0	1	1	10	27	12	1	4	.317
Jun 08	STANFORD	36	6	12	6	5	0	0	17	5	2	0	0	0	0	0	0	8	27	8	1	11	.317
Jun 09	STANFORD	37	8	11	8	1	1	1	17	4	0	1	0	1	0	1	0	11	27	12	2	8	.317
Totals		2293	519	726	472	160	10	63	1095	273	19	60	18	57	19	29	33	408	1722	606	65	513	.317



Game-by-Game

Pitching

Date	Opponent	ip	h	r	er	bb	so	2b	3b	hr	wp	bk	hbp	dp	ibb	score	w-l	sv	era
Feb 15	YOUNGSTOWN ST	9.0	5	3	3	1	18	1	0	1	1	0	1	0	0	14-3	1-0	0	3.00
Feb 16	YOUNGSTOWN ST	9.0	3	2	2	5	15	0	0	1	1	0	1	0	0	14-2	2-0	0	2.50
Feb 16	YOUNGSTOWN ST	9.0	7	0	0	2	10	0	0	0	1	0	1	1	0	8-0	3-0	0	1.67
Feb 20	UAB	9.0	9	2	2	2	10	0	0	0	1	0	1	0	0	3-2	4-0	1	1.75
Feb 22	SOUTHERN MISS	10.0	3	1	1	2	16	0	0	0	1	0	1	0	0	0-1	4-1	1	1.57
Feb 23	SOUTHERN MISS	9.0	4	1	1	1	11	0	1	0	3	0	1	1	0	8-1	5-1	1	1.47
Feb 24	SOUTHERN MISS	9.0	8	3	3	8	10	1	0	1	2	0	0	1	1	4-3	6-1	1	1.69
Feb 26	JACKSON STATE	9.0	8	4	1	1	11	2	0	0	1	0	2	0	0	17-4	7-1	1	1.60
Feb 27	SOUTHEASTERN L	9.0	2	0	0	2	14	0	0	0	1	0	1	1	0	12-0	8-1	1	1.43
Mar 01	vs Sam Houston St	9.0	11	4	2	0	9	1	1	0	0	0	1	0	0	5-4	9-1	2	1.48
Mar 02	vs Texas Tech	9.0	3	2	2	1	12	0	0	0	2	1	0	0	0	4-2	10-1	3	1.53
Mar 05	EAST CAROLINA	9.0	4	1	1	1	14	2	0	0	1	0	4	1	0	4-1	11-1	4	1.49
Mar 06	ARKANSAS-PINE B	9.0	5	1	1	4	8	1	0	0	1	0	0	1	1	14-1	12-1	4	1.45
Mar 08	MAINE	9.0	7	2	1	2	13	3	0	0	0	0	0	1	0	9-2	13-1	5	1.42
Mar 08	MAINE	9.0	6	1	1	0	13	0	0	0	1	1	0	0	0	5-1	14-1	5	1.39
Mar 10	MAINE	9.0	9	8	8	7	10	1	0	0	1	0	1	1	0	9-8	15-1	6	1.80
Mar 13	GRAMBLING	9.0	6	1	0	3	11	0	0	0	1	0	1	0	0	18-1	16-1	6	1.69
*Mar 15	at Florida	9.0	6	5	5	4	13	0	0	1	1	0	1	0	0	6-5	17-1	6	1.88
*Mar 16	at Florida	9.0	11	5	5	0	12	3	0	1	0	0	1	0	0	10-5	18-1	7	2.04
*Mar 16	at Florida	8.0	8	4	4	2	6	2	0	1	0	1	1	0	0	2-4	18-2	7	2.15
Mar 19	LITTLE ROCK	9.0	5	4	4	6	12	2	0	0	2	0	3	0	0	15-4	19-2	7	2.24
Mar 20	at Samford	9.0	10	4	3	3	14	1	0	1	0	0	2	0	0	6-4	20-2	8	2.27
*Mar 22	AUBURN	9.0	9	6	6	3	11	2	1	2	0	0	0	0	0	5-6	20-3	8	2.43
*Mar 23	AUBURN	9.0	4	2	2	1	9	2	0	0	0	0	1	0	0	15-2	21-3	8	2.42
*Mar 24	AUBURN	9.0	21	15	14	3	8	3	0	2	1	0	2	1	0	20-15	22-3	8	2.88
Mar 26	MISS. VALLEY STA	9.0	2	5	4	5	16	1	0	0	3	0	4	0	0	18-5	23-3	8	2.92
*Mar 28	LSU	9.0	9	5	5	4	17	1	0	1	2	0	0	0	0	6-5	24-3	9	3.00
*Mar 29	LSU	9.0	13	10	8	3	12	4	0	0	0	0	1	0	0	5-10	24-4	9	3.18
*Mar 30	LSU	9.0	11	11	8	6	12	2	0	2	2	0	1	1	0	2-11	24-5	9	3.34
Apr 03	ULM	9.0	11	8	6	5	14	5	0	1	1	0	0	0	0	21-8	25-5	9	3.43
*Apr 05	at Tennessee	11.0	10	3	3	0	12	4	0	0	1	0	1	1	0	6-3	26-5	9	3.40
*Apr 06	at Tennessee	8.0	3	2	1	3	6	1	0	0	0	0	1	0	0	1-2	26-6	9	3.33
*Apr 07	at Tennessee	9.0	9	5	5	0	7	2	0	1	1	0	2	0	0	7-5	27-6	10	3.38
Apr 10	SOUTH ALABAMA	9.0	11	5	5	3	10	1	0	2	1	0	1	2	0	7-5	28-6	11	3.43
*Apr 12	ALABAMA	9.0	4	0	0	4	18	3	0	0	1	0	0	0	0	6-0	29-6	11	3.33
*Apr 13	ALABAMA	9.0	6	1	1	3	5	2	0	0	0	0	1	1	0	9-1	30-6	11	3.27
*Apr 14	ALABAMA	9.0	11	3	3	3	8	3	0	1	1	0	1	0	0	13-3	31-6	11	3.26
Apr 16	TEXAS SOUTHERN	9.0	2	1	0	6	8	0	0	0	0	0	0	2	0	5-1	32-6	11	3.17
*Apr 18	at Arkansas	8.0	9	5	5	2	10	2	0	1	0	0	0	0	0	3-5	32-7	11	3.23
*Apr 19	at Arkansas	8.0	12	12	10	16	10	0	1	1	4	0	0	2	0	5-12	32-8	11	3.41
*Apr 20	at Arkansas	8.0	10	10	9	4	7	2	0	1	0	0	1	1	0	2-10	32-9	11	3.56
Apr 23	vs Ole Miss	9.0	8	1	1	4	9	2	0	0	2	0	1	0	0	8-1	33-9	11	3.49
*Apr 26	GEORGIA	9.0	6	3	2	2	15	2	0	1	0	0	1	0	0	19-3	34-9	11	3.46
*Apr 27	GEORGIA	9.0	7	3	2	5	12	1	0	0	1	0	3	1	0	9-3	35-9	11	3.43
*Apr 28	GEORGIA	9.0	6	5	5	6	9	1	0	2	0	0	1	1	0	6-5	36-9	11	3.46
*May 03	at Texas A&M	9.0	1	0	0	1	8	1	0	0	0	0	1	0	0	4-0	37-9	11	3.39
*May 04	at Texas A&M	6.0	3	1	1	2	7	1	0	0	0	0	0	0	0	0-1	37-10	11	3.36
*May 04	at Texas A&M	7.0	8	3	3	0	2	1	1	1	0	0	0	0	0	4-3	38-10	12	3.37
May 08	MEMPHIS	9.0	7	9	9	7	10	1	0	0	0	0	0	1	0	10-9	39-10	12	3.48
*May 10	at Ole Miss	9.0	6	0	0	1	12	0	0	0	1	0	0	1	0	2-0	40-10	13	3.41
*May 11	at Ole Miss	9.0	8	5	4	5	12	1	0	0	3	0	0	2	0	8-5	41-10	14	3.42
*May 12	at Ole Miss	9.0	10	5	4	2	5	0	1	0	2	0	0	0	1	11-5	42-10	14	3.44
May 14	LOUISIANA TECH	9.0	11	3	3	4	6	2	0	1	0	0	0	1	0	7-3	43-10	14	3.43
*May 16	SOUTH CAROLINA	9.0	12	7	7	6	13	4	0	0	0	0	0	0	0	24-7	44-10	14	3.49
*May 17	SOUTH CAROLINA	9.0	5	2	2	3	12	0	0	0	2	0	0	0	0	11-2	45-10	14	3.47
*May 18	SOUTH CAROLINA	9.0	12	10	6	5	8	2	1	3	1	0	0	0	1	8-10	45-11	14	3.51
May 22	vs LSU	17.0	12	5	5	10	15	3	0	1	0	0	1	0	1	6-5	46-11	14	3.48
May 23	vs Vanderbilt	8.0	3	1	1	3	11	0	0	0	0	0	1	1	0	0-1	46-12	14	3.45
May 24	vs LSU	7.0	12	12	10	5	8	3	0	0	1	1	0	0	0	2-12	46-13	14	3.57
May 31	SOUTHERN	9.0	11	6	5	3	12	2	0	1	0	0	1	1	0	11-6	47-13	15	3.60
Jun 01	CENTRAL MICHIG	9.0	6	2	2	7	13	0	0	1	0	0	1	2	0	7-2	48-13	15	3.57
Jun 02	MIAMI (FLA.)	9.0	8	2	2	2	6	0	0	1	0	0	0	3	0	5-2	49-13	16	3.54
Jun 08	STANFORD	9.0	9	2	1	4	14	1	0	0	0	0	0	0	0	6-2	50-13	16	3.50
Jun 09	STANFORD	9.0	4	1	1	1	10	1	0	1	0	0	1	0	0	8-1	51-13	16	3.47
Totals		574.0	482	255	221	219	691	89	7	35	53	4	53	33	5	519-255	51-13	16	3.47

NCAA Postseason Statistics

Record: 5-0 Home: 5-0 Away: 0-0 SEC: 0-0

Player	avg	gp-gs	ab	r	h	2b	3b	hr	rbi	tb	slg%	bb	hp	so	gdp	ob%	sf	sh	sb-att	po	a	e	fld%
8 Skelton, Dustin	.450	5-5	20	5	9	2	1	0	7	13	.650	2	1	7	0	.522	0	0	1-1	53	5	0	1.000
10 Hatcher, Josh	.412	5-4	17	2	7	3	0	0	5	10	.588	1	0	5	0	.444	0	0	1-1	1	0	0	1.000
4 Jordan, Rowdey	.381	5-5	21	3	8	2	0	1	5	13	.619	1	0	4	0	.409	0	0	0-0	8	0	0	1.000
5 Allen, Tanner	.375	5-5	24	4	9	0	0	1	3	12	.500	0	0	3	0	.375	0	0	0-0	34	1	0	1.000
11 Westburg, Jordan	.350	5-5	20	7	7	2	0	0	6	9	.450	2	1	2	1	.417	1	0	2-2	7	15	0	1.000
17 Foscue, Justin	.333	5-5	18	5	6	1	0	0	3	7	.389	5	0	5	0	.458	1	0	0-0	8	12	1	.952
15 Mangum, Jake	.261	5-5	23	5	6	1	0	0	0	7	.304	1	1	3	0	.320	0	0	1-1	16	0	0	1.000
34 Gilbert, Marshall	.235	5-5	17	4	4	0	0	0	0	4	.235	3	0	4	1	.350	0	1	0-0	2	11	3	.813
40 MacNamee, Elijah	.150	5-5	20	2	3	2	0	1	7	8	.400	3	1	5	1	.292	0	0	0-0	4	0	0	1.000

2 Halter, Gunner	.000	2-1	3	0	0	0	0	0	0	0	.000	0	0	1	0	.000	0	0	0-0	0	0	0	.000
33 Cumbest, Brad	.000	2-0	0	0	0	0	0	0	0	0	.000	0	0	0	0	.000	0	0	0-0	0	0	0	.000
Totals	.322	5	183	37	59	13	1	3	36	83	.454	18	4	39	3	.391	2	1	5-5	135	48	5	.973
Opponents	.228	5	167	13	38	4	0	4	12	54	.323	17	3	55	5	.307	2	1	3-5	129	44	8	.956

LOB - Team (42), Opp (42). DPs turned - Team (6), Opp (3). IBB - Team (3), Foscue 2, Mangum 1. Picked off - Foscue 1.

(NCAA Postseason Sorted by Earned run avg)

Player	era	w-l	app	gs	cg	sho	sv	ip	h	r	er	bb	so	2b	3b	hr	b/avg	wp	hp	bk	sfa	sha
24 Gordon, Cole	0.00	0-0	5	0	0	0/0	2	6.0	2	0	0	2	12	2	0	0	.095	0	0	0	0	0
44 Small, Ethan	1.50	2-0	2	2	0	0/0	0	12.0	10	3	2	5	18	0	0	1	.222	0	1	0	1	0
13 Plumlee, Peyton	2.31	2-0	2	2	0	0/0	0	11.2	7	3	3	1	9	0	0	2	.171	0	1	0	0	1
19 Liebelt, Jared	4.05	1-0	4	0	0	0/0	0	6.2	11	3	3	2	6	2	0	1	.367	0	0	0	0	0

3 Ginn, JT	0.00	0-0	1	1	0	0/0	0	3.0	3	1	0	0	3	0	0	0	.273	0	0	0	0	0
41 White, Colby	0.00	0-0	3	0	0	0/0	0	3.0	1	0	0	3	6	0	0	0	.100	0	0	0	0	0
46 Barlow, Trysten	0.00	0-0	1	0	0	0/0	0	1.0	0	0	0	1	0	0	0	0	.000	0	0	0	0	0
14 Self, Riley	0.00	0-0	1	0	0	0/0	0	1.0	1	0	0	2	0	0	0	0	.333	0	0	0	0	0
6 Smith, Brandon	40.50	0-0	1	0	0	0/0	0	0.2	3	3	3	1	1	0	0	0	.750	0	1	0	1	0
Totals	2.20	5-0	5	5	0	0/0	2	45.0	38	13	11	17	55	4	0	4	.228	0	3	0	2	1
Opponents	7.12	0-5	5	5	0	0/0	0	43.0	59	37	34	18	39	13	1	3	.322	3	4	1	2	1

PB - Team (0), Opp (1). Pickoffs - Team (0), Opp (1). SBA/ATT - Skelton (3-5), Smith (2-2), Small (1-1), Plumlee (0-1), Ginn (0-1).



NCAA Starkville Regional Statistics

Record: 3-0 Home: 3-0 Away: 0-0 SEC: 0-0

Player	avg	gp-gs	ab	r	h	2b	3b	hr	rbi	tb	slg%	bb	hp	so	gdp	ob%	sf	sh	sb-att	po	a	e	fld%
4 Jordan, Rowdey	.538	3-3	13	3	7	1	0	1	5	11	.846	0	0	3	0	.538	0	0	0-0	7	0	0	1.000
5 Allen, Tanner	.429	3-3	14	4	6	0	0	1	2	9	.643	0	0	1	0	.429	0	0	0-0	18	0	0	1.000
8 Skelton, Dustin	.417	3-3	12	4	5	0	0	0	2	5	.417	1	1	5	0	.500	0	0	1-1	31	1	0	1.000
10 Hatcher, Josh	.417	3-3	12	1	5	2	0	0	4	7	.583	1	0	2	0	.462	0	0	1-1	1	0	0	1.000
17 Foscue, Justin	.364	3-3	11	3	4	1	0	0	2	5	.455	2	0	2	0	.429	1	0	0-0	7	9	1	.941
11 Westburg, Jordan	.333	3-3	12	3	4	1	0	0	4	5	.417	2	0	1	1	.429	0	0	2-2	5	8	0	1.000
15 Mangum, Jake	.231	3-3	13	4	3	1	0	0	0	4	.308	1	1	1	0	.333	0	0	0-0	10	0	0	1.000
34 Gilbert, Marshall	.091	3-3	11	1	1	0	0	0	0	1	.091	1	0	3	1	.167	0	1	0-0	1	7	0	1.000
40 MacNamee, Elijah	.083	3-3	12	0	1	1	0	0	3	2	.167	1	1	2	1	.214	0	0	0-0	0	0	0	.000

33 Cumbest, Brad	.000	2-0	0	0	0	0	0	0	0	0	.000	0	0	0	0	.000	0	0	0-0	0	0	0	.000
Totals	.327	3	110	23	36	7	0	2	22	49	.445	9	3	20	3	.390	1	1	4-4	81	28	2	.982
Opponents	.250	3	100	10	25	2	0	3	9	36	.360	12	2	31	5	.339	1	0	2-3	78	30	5	.956

LOB - Team (23), Opp (24). DPs turned - Team (6), Opp (3). IBB - Team (1), Mangum 1.

(NCAA Starkville Regional Sorted by Earned run avg)

Player	era	w-l	app	gs	cg	sho	sv	ip	h	r	er	bb	so	2b	3b	hr	b/avg	wp	hp	bk	sfa	sha
24 Gordon, Cole	0.00	0-0	3	0	0	0/0	2	4.0	1	0	0	2	8	1	0	0	.071	0	0	0	0	0
3 Ginn, JT	0.00	0-0	1	1	0	0/0	0	3.0	3	1	0	0	3	0	0	0	.273	0	0	0	0	0
44 Small, Ethan	3.00	1-0	1	1	0	0/0	0	6.0	5	2	2	3	10	0	0	1	.227	0	1	0	0	0
13 Plumlee, Peyton	3.60	1-0	1	1	0	0/0	0	5.0	5	2	2	0	3	0	0	1	.263	0	0	0	0	0
19 Liebelt, Jared	4.15	1-0	2	0	0	0/0	0	4.1	6	2	2	2	2	1	0	1	.333	0	0	0	0	0

41 White, Colby	0.00	0-0	2	0	0	0/0	0	2.0	1	0	0	1	4	0	0	0	.143	0	0	0	0	0
14 Self, Riley	0.00	0-0	1	0	0	0/0	0	1.0	1	0	0	2	0	0	0	0	.333	0	0	0	0	0
46 Barlow, Trysten	0.00	0-0	1	0	0	0/0	0	1.0	0	0	0	1	0	0	0	0	.000	0	0	0	0	0
6 Smith, Brandon	40.50	0-0	1	0	0	0/0	0	0.2	3	3	3	1	1	0	0	0	.750	0	1	0	1	0
Totals	3.00	3-0	3	3	0	0/0	2	27.0	25	10	9	12	31	2	0	3	.250	0	2	0	1	0
Opponents	7.27	0-3	3	3	0	0/0	0	26.0	36	23	21	9	20	7	0	2	.327	2	3	1	1	1

PB - Team (0), Opp (1). SBA/ATT - Skelton (2-3), Smith (2-2), Ginn (0-1).

NCAA Starkville Super Regional Statistics

Record: 2-0 Home: 2-0 Away: 0-0 SEC: 0-0

Player	avg	gp-gs	ab	r	h	2b	3b	hr	rbi	tb	slg%	bb	hp	so	gdp	ob%	sf	sh	sb-att	po	a	e	fld%
8 Skelton, Dustin	.500	2-2	8	1	4	2	1	0	5	8	1.000	1	0	2	0	.556	0	0	0-0	22	4	0	1.000
34 Gilbert, Marshall	.500	2-2	6	3	3	0	0	0	0	3	.500	2	0	1	0	.625	0	0	0-0	1	4	3	.625
11 Westburg, Jordan	.375	2-2	8	4	3	1	0	0	2	4	.500	0	1	1	0	.400	1	0	0-0	2	7	0	1.000
5 Allen, Tanner	.300	2-2	10	0	3	0	0	0	1	3	.300	0	0	2	0	.300	0	0	0-0	16	1	0	1.000
15 Mangum, Jake	.300	2-2	10	1	3	0	0	0	0	3	.300	0	0	2	0	.300	0	0	1-1	6	0	0	1.000
17 Foscue, Justin	.286	2-2	7	2	2	0	0	0	1	2	.286	3	0	3	0	.500	0	0	0-0	1	3	0	1.000
40 MacNamee, Elijah	.250	2-2	8	2	2	1	0	1	4	6	.750	2	0	3	0	.400	0	0	0-0	4	0	0	1.000
4 Jordan, Rowdey	.125	2-2	8	0	1	1	0	0	0	2	.250	1	0	1	0	.222	0	0	0-0	1	0	0	1.000

10 Hatcher, Josh	.400	2-1	5	1	2	1	0	0	1	3	.600	0	0	3	0	.400	0	0	0-0	0	0	0	.000
2 Halter, Gunner	.000	2-1	3	0	0	0	0	0	0	0	.000	0	0	1	0	.000	0	0	0-0	0	0	0	.000
Totals	.315	2	73	14	23	6	1	1	14	34	.466	9	1	19	0	.393	1	0	1-1	54	20	3	.961
Opponents	.194	2	67	3	13	2	0	1	3	18	.269	5	1	24	0	.257	1	1	1-2	51	14	3	.956

LOB - Team (19), Opp (18). IBB - Team (2), Foscue 2. Picked off - Foscue 1.

(NCAA Starkville Super Regional Sorted by Earned run avg)

Player	era	w-l	app	gs	cg	sho	sv	ip	h	r	er	bb	so	2b	3b	hr	b/avg	wp	hp	bk	sfa	sha
44 Small, Ethan	0.00	1-0	1	1	0	0/0	0	6.0	5	1	0	2	8	0	0	0	.217	0	0	0	1	0
24 Gordon, Cole	0.00	0-0	2	0	0	0/0	0	2.0	1	0	0	0	4	1	0	0	.143	0	0	0	0	0
13 Plumlee, Peyton	1.35	1-0	1	1	0	0/0	0	6.2	2	1	1	1	6	0	0	1	.091	0	1	0	0	1
19 Liebelt, Jared	3.86	0-0	2	0	0	0/0	0	2.1	5	1	1	0	4	1	0	0	.417	0	0	0	0	0

41 White, Colby	0.00	0-0	1	0	0	0/0	0	1.0	0	0	0	2	2	0	0	0	.000	0	0	0	0	0
Totals	1.00	2-0	2	2	0	0/0	0	18.0	13	3	2	5	24	2	0	1	.194	0	1	0	1	1
Opponents	6.88	0-2	2	2	0	0/0	0	17.0	23	14	13	9	19	6	1	1	.315	1	1	0	1	0

Pickoffs - Team (0), Opp (1). SBA/ATT - Skelton (1-2), Plumlee (0-1), Small (1-1).



Non-Starter Statistics

Player	avg	gp-gs	ab	r	h	2b	3b	hr	rbi	tb	slg%	bb	hp	so	gdp	ob%	sf	sh	sb-att	po	a	e	fld%
8 Skelton, Dustin	1.000	4-0	4	2	4	1	0	1	5	8	2.000	0	0	0	0	1.000	0	0	0-0	6	1	0	1.000
32 Jordan, Landon	.500	22-0	24	8	12	2	0	1	6	17	.708	4	0	2	1	.571	0	0	1-1	3	2	0	1.000
20 Hancock, Luke	.500	14-0	14	3	7	3	0	0	10	10	.714	2	0	3	1	.563	0	0	0-0	10	0	0	1.000
27 Brock, Bryce	.500	4-0	2	1	1	0	0	0	1	1	.500	0	0	0	0	.500	0	0	0-0	3	0	0	1.000
2 Halter, Gunner	.333	11-0	12	4	4	2	0	0	4	6	.500	3	0	3	0	.438	1	1	0-0	4	0	0	1.000
10 Hatcher, Josh	.263	16-0	19	3	5	0	0	0	4	5	.263	3	0	7	0	.364	0	0	0-0	3	1	0	1.000
33 Cumbest, Brad	.250	25-0	20	5	5	3	0	1	7	11	.550	2	2	5	1	.360	1	0	0-0	5	0	0	1.000
12 Jones, Hayden	.231	13-0	13	1	3	1	0	0	2	4	.308	2	0	3	0	.333	0	0	0-0	23	0	1	.958
34 Gilbert, Marshall	.130	20-0	23	0	3	2	0	0	0	5	.217	4	1	11	0	.286	0	0	0-0	12	2	0	1.000
3 Ginn, JT	.000	3-0	3	0	0	0	0	0	0	0	.000	0	0	1	0	.000	0	0	0-0	0	0	0	.000
31 Bell, Benjamin	.000	9-0	1	3	0	0	0	0	0	0	.000	0	0	0	1	.000	0	0	0-0	0	0	0	.000

4 Jordan, Rowdey	.000	1-0	0	1	0	0	0	0	0	0	.000	0	0	0	0	.000	0	0	0-0	0	0	0	.000
Totals	.326	64	135	31	44	14	0	3	39	67	.496	20	3	35	4	.419	2	1	1-1	95	43	5	.965
Opponents	.258	64	124	20	32	7	0	3	21	48	.387	13	0	54	2	.326	1	0	1-1	69	50	6	.952

(All games Sorted by Earned run avg)

Player	era	w-l	app	gs	cg	sho	sv	ip	h	r	er	bb	so	2b	3b	hr	b/avg	wp	hp	bk	sfa	sha
43 Breaux, Kale	0.00	0-0	1	0	0	0/0	0	0.1	1	0	0	1	1	1	0	0	.500	0	0	0	0	0
37 Cerantola, Eric	1.23	1-0	6	0	0	0/0	0	7.1	3	2	1	6	12	1	0	0	.111	0	0	1	0	0
39 Spring, Tyler	2.61	1-0	10	0	0	0/0	0	10.1	7	3	3	8	13	4	0	0	.189	2	1	0	0	0
19 Liebelt, Jared	2.79	2-0	32	0	0	0/5	5	51.2	53	23	16	9	36	12	1	4	.265	1	3	0	3	1
16 Eagan, Jack	3.05	1-0	17	0	0	0/1	0	20.2	10	8	7	15	30	4	0	1	.156	0	4	0	1	2
55 Price, Spencer	3.09	0-0	12	0	0	0/0	0	11.2	10	5	4	7	11	2	0	1	.227	1	1	0	0	1
41 White, Colby	3.16	3-1	26	0	0	0/2	0	25.2	16	10	9	9	47	3	0	2	.174	1	1	0	0	0
24 Gordon, Cole	3.76	4-0	28	0	0	0/0	11	40.2	29	18	17	23	65	5	0	3	.196	6	1	0	2	0
18 James, Keegan	3.77	2-0	9	0	0	0/0	0	14.1	12	8	6	11	11	1	1	1	.218	4	2	0	1	0
6 Smith, Brandon	4.45	2-0	23	0	0	0/1	0	28.1	33	15	14	4	22	4	1	3	.297	1	4	0	2	1
14 Self, Riley	4.81	2-0	21	0	0	0/1	0	24.1	36	14	13	7	17	6	0	2	.343	3	1	0	1	0
46 Barlow, Trysten	5.25	3-1	27	0	0	0/1	0	24.0	20	15	14	12	32	3	0	2	.225	3	6	0	2	2
13 Plumlee, Peyton	6.52	0-0	5	0	0	0/0	0	9.2	5	7	7	7	11	2	0	0	.143	3	2	0	0	0
27 Brock, Bryce	7.56	0-0	7	0	0	0/0	0	8.1	16	9	7	6	12	1	0	0	.390	0	2	0	0	0
Totals	3.83	21-2	64	0	0	5/5	16	277.1	251	137	118	125	320	49	3	19	.239	25	28	1	12	7
Opponents	8.65	4-15	64	0	0	3/2	6	262.1	382	291	252	150	207	95	5	30	.335	55	33	6	19	9

National Rankings (Games through NCAA Super Regionals!)

Hitting	NCAA	SEC	Total	Hitting	Name	NCAA	SEC	Total	Hitting (cont.)	Name	NCAA	SEC	Total
Batting Average	5	2	.317	Batting Average	Jake Mangum	92	3	0.355	Total Bases	Justin Foscue	14	2	153
On Base Percentage	17	2	.398		Tanner Allen	118	6	0.348		Tanner Allen	65	11	137
Slugging Percentage	16	3	.478		Justin Foscue	182	11	0.338		Jake Mangum	82	16	134
Hits	2	2	726	On Base Percentage	---				Toughest to Strike Out	Jake Mangum	24	2	12.1
Runs	5	2	519	Slugging Percentage	Justin Foscue	132	7	0.582					
Runs Per Game	10	2	8.1	Hits	Jake Mangum	2	1	103					
Doubles	1	1	160		Tanner Allen	7	3	92	Pitching	Name	NCAA	SEC	Total
Doubles Per Game	3	1	2.5		Justin Foscue	15	5	89	Victories	Ethan Small	11	4	10
Triples	179	6	10		Jordan Westburg	147	22	75		JT Ginn	61	8	8
Triples Per Game	218	9	.16	Runs	Jake Mangum	10	3	72		Peyton Plumlee	121	14	7
Home Runs	48	8	63		Jordan Westburg	21	6	68	Saves	Cole Gordon	35	6	11
Home Runs Per Game	61	8	.98		Justin Foscue	35	9	65	Earned Run Average	Ethan Small	10	2	1.76
Base on Balls	57	8	273		Tanner Allen	121	15	55		JT Ginn	195	17	3.36
Hit by Pitch	127	7	57	Runs Batted In	Rowdey Jordan	141	18	54	Hits Allowed Per Nine Innings	Ethan Small	5	3	5.12
Sacrifice Bunts	222	11	19		Tanner Allen	35	6	64		Peyton Plumlee	77	12	6.78
Sacrifice Flies	49	3	29		Jordan Westburg	47	7	61	WHIP	Ethan Small	6	2	0.85
Stolen Bases	116	9	60		Justin Foscue	59	10	59		JT Ginn	76	13	1.08
Stolen Bases Per Game	162	9	.94	Doubles	Dustin Skelton	101	14	55		Peyton Plumlee	80	14	1.09
					Tanner Allen	15	3	22	Walks Allowed Per Nine Innings	JT Ginn	100	10	2.02
Pitching	NCAA	SEC	Total		Justin Foscue	15	3	22	Hit Batters	---			
Earned Run Average	12	4	3.48		Jake Mangum	15	3	22	Strikeout-to-Walk Ratio	Ethan Small	17	2	5.79
Hits Allowed Per Nine Innings	11	4	7.56	Triples	Jordan Westburg	41	7	20		JT Ginn	19	4	5.72
WHIP	9	3	1.22		Elijah MacNamee	64	10	19	Strikeouts	Ethan Small	1	1	168
Walks Allowed Per Nine Innings	42	5	3.43		---					JT Ginn	58	9	103
Hit Batters	161	8	53	Home Runs	Justin Foscue	75	8	14	Strikeouts Per Nine Innings	Ethan Small	2	1	14.82
Strikeout-to-Walk Ratio	3	2	3.16	Base on Balls	---					JT Ginn	35	7	11.54
Strikeouts Per Nine Innings	4	3	10.8	Hit by Pitch	Jordan Westburg	148	7	12	Games Started	Ethan Small	6	2	17
Shutouts	29	7	5	Sacrifice Bunts	Gunner Halter	136	3	7		JT Ginn	25	5	16
				Sacrifice Flies	Elijah MacNamee	122	12	5	Pitching Appearances	Peyton Plumlee	81	12	15
Fielding	NCAA	SEC	Total		Jordan Westburg	122	12	5		Jared Liebelt	24	2	32
Fielding Percentage	78	10	.973	Stolen Bases	Jake Mangum	64	3	22		Cole Gordon	108	6	28
Double Plays	207	11	33						Complete Games	JT Ginn	118	6	1
Double Plays Per Game	265	11	.52										



Pen Production

Below is a listing of decisions (win or loss), holds and saves from the Mississippi State bullpen in 2019.

NOTE: A hold occurs when a relief pitcher enters the game in a save situation and maintains the team's lead, while recording at least one out. In order for a pitcher to be credited with a hold one of two conditions must be met: 1) He enters with a lead of three runs or less and maintains that lead while recording at least one out. 2) He enters the game with the tying run on-deck, at the plate or on the bases, and records an out.

Opponent (Date)	Result	Pitcher	Line	Opponent (Date)	Result	Pitcher	Line
Youngstown State (2/15)	Win (1)	Gordo, Cole	1.0 IP, 2 K	LSU (3/28)	Save (7)	Gordon, Cole	1.1 IP, 1 H, 3 K
UAB (2/20)	Win (1)	Self, Riley	1.0 IP, 1 BB	ULM (4/3)	Win (1)	Smith, Brandon	0.2 IP, 1 H
UAB (2/20)	Save (1)	Gordon, Cole	2.0 IP, 2 H, 1 BB, 4 K	at Tennessee (4/5)	Win (2)	Barlow, Trysten	1.0 IP
Southern Miss (2/22)	Loss (1)	Barlow, Trysten	1.0 IP, 1 R, 1 ER, 1 BB, 1 K	at Tennessee (4/7)	Win (1)	James, Keegan	3.0 IP, 1 H, 1 R, 1 ER, 1 K
Southern Miss (2/24)	Win (2)	Gordon, Cole	2.0 IP, 3 BB, 2 K	at Tennessee (4/7)	Hold (4)	Barlow, Trysten	2.0 IP, 3 H, 2 R, 2 ER, 2 K
vs. Sam Houston State (3/1)	Win (1)	Barlow, Trysten	0.1 IP, 1 K	at Tennessee (4/7)	Save (3)	Liebelt, Jared	3.0 IP, 2 H, 2 K
vs. Sam Houston State (3/1)	Save (2)	Gordon, Cole	1.0 IP, 1 H, 1 K	South Alabama (4/10)	Win (2)	Smith, Brandon	2.1 IP, 4 H, 2 R, 2 ER
vs. Texas Tech (3/2)	Hold (1)	White, Colby	1.0 IP, 2 K	South Alabama (4/10)	Hold (2)	Self, Riley	2.0 IP, 4 H, 2 R, 2 ER, 2 K
vs. Texas Tech (3/2)	Save (3)	Gordon, Cole	1.0 IP, 2 K	South Alabama (4/10)	Save (8)	Gordon, Cole	2.0 IP, 1 H, 1 BB, 4 K
East Carolina (3/5)	Hold (1)	Eagan, Jack	1.0 IP, 1 H	Alabama (4/13)	Hold (1)	James, Keegan	1.2 IP, 1 H, 1 R, 1 ER, 1 BB, 2 K
East Carolina (3/5)	Hold (1)	Plumlee, Peyton	3.0 IP, 1 H, 1 R, 1 ER, 1 BB, 4 K	Alabama (4/13)	Hold (5)	Barlow, Trysten	1.1 IP, 1 H, 1 K
East Carolina (3/5)	Hold (1)	Barlow, Trysten	1.0 IP, 1 H, 3 K	Texas Southern (4/16)	Win (2)	White, Colby	1.0 IP, 1 K
East Carolina (3/5)	Hold (2)	White, Colby	1.0 IP, 1 K	vs. Ole Miss (4/23)	Win (3)	Barlow, Trysten	1.1 IP, 1 H, 2 K
East Carolina (3/5)	Save (4)	Gordon, Cole	1.0 IP, 4 K	Georgia (4/28)	Hold (3)	Liebelt, Jared	1.1 IP, 2 H, 1 R, 1 ER, 1 K
Arkansas-Pine Bluff (3/6)	Hold (1)	Self, Riley	2.0 IP, 1 H, 1 K	Georgia (2/28)	Hold (1)	Gordon, Cole	0.1 IP, 1 BB, 1 K
Arkansas-Pine Bluff (3/6)	Hold (1)	Price, Spencer	1.0 IP, 2 BB	at Texas A&M (5/4)	Save (4)	Liebelt, Jared	1.0 IP, 2 H, 1 K
Arkansas-Pine Bluff (3/6)	Hold (1)	Smith, Brandon	1.0 IP, 1 H, 1 K	Memphis (5/8)	Blown Save (1)	Barlow, Trysten	1.0 IP, 1 H, 2 R, 2 ER, 2 BB, 3 K
Maine (3/8-1)	Save (1)	Liebelt, Jared	3.0 IP, 4 H, 1 R, 1 ER, 3 K	Memphis (5/8)	Win (4)	Gordon, Cole	2.0 IP, 2 K
Maine (3/8-2)	Hold (2)	Smith, Brandon	1.0 IP, 2 K	at Ole Miss (5/10)	Save (5)	Liebelt, Jared	4.0 IP, 3 H, 2 K
Maine (3/10)	Win (1)	White, Colby	1.0 IP, 1 K	at Ole Miss (5/11)	Hold (4)	Smith, Brandon	0.1 IP
Maine (3/10)	Save (5)	Gordon, Cole	1.0 IP, 2 H, 1 R, 1 ER, 1 BB	at Ole Miss (5/11)	Hold (6)	White, Colby	1.0 IP, 3 K
Grambling (3/13)	Win (3)	Cerantola, Eric	2.0 IP, 1 R, 0 ER, 3 BB, 4 K	at Ole Miss (5/11)	Save (9)	Gordon, Cole	1.0 IP, 1 H, 1 K
at Florida (3/15)	Hold (1)	Liebelt, Jared	1.0 IP, 1 K	Louisiana Tech (5/14)	Hold (2)	James, Keegan	3.0 IP, 4 H, 1 R, 1 ER, 1 BB, 2 K
at Florida (3/15)	Hold (3)	White, Colby	1.0 IP, 2 H, 1 R, 1 ER	South Carolina (5/17)	Win (3)	White, Colby	1.0 IP, 1 BB, 2 K
at Florida (3/16)	Save (2)	Liebelt, Jared	2.2 IP, 1 H, 1 R, 1 ER, 2 K	vs. LSU (5/22)	Blown Save (1)	Liebelt, Jared	1.1 IP, 2 H, 2 R, 2 ER
Little Rock (3/19)	Win (1)	Eagan, Jack	1.1 IP, 1 BB, 3 K	vs. LSU (5/22)	Win (2)	James, Keegan	2.2 IP, 2 H, 1 R, 1 ER, 2 BB, 1 K
Little Rock (3/19)	Hold (3)	Smith, Brandon	4.0 IP, 1 H, 1 BB, 5 K	Southern (5/31)	Win (2)	Liebelt, Jared	3.1 IP, 4 H, 2 R, 2 ER, 1 BB, 2 K
at Samford (3/20)	Win (1)	Spring, Tyler	2.0 IP, 1 H, 3 K	Southern (5/31)	Save (10)	Gordon, Cole	2.0 IP, 1 H, 1 BB, 6 K
at Samford (3/20)	Hold (2)	Barlow, Trysten	1.0 IP, 1 K	Miami (Fla.) (6/2)	Hold (6)	Barlow, Trysten	1.0 IP, 1 BB
at Samford (3/20)	Hold (4)	White, Colby	1.0 IP, 1 H, 2 K	Miami (Fla.) (6/2)	Hold (7)	White, Colby	1.0 IP, 1 H, 2 K
at Samford (3/20)	Save (6)	Gordon, Cole	1.0 IP, 3 K	Miami (Fla.) (6/2)	Hold (4)	Liebelt, Jared	1.0 IP, 2 H, 1 BB
Auburn (3/22)	Hold (2)	Liebelt, Jared	0.2 IP, 2 H, 2 R, 2 ER	Miami (Fla.) (6/2)	Save (11)	Gordon, Cole	1.0 IP, 1 K
Auburn (3/22)	Hold (3)	Barlow, Trysten	0.1 IP, 1 K				
Auburn (3/22)	Blown Save (1)/Loss (1)	White, Colby	1.0 IP, 3 H, 2 R, 2 ER, 2 K				
Auburn (3/24)	Win (3)	Gordon, Cole	3.0 IP, 4 H, 3 R, 3 ER, 1 BB, 3 K				
Mississippi Valley State (3/26)	Win (1)	Liebelt, Jared	0.1 IP, 1 K				
Mississippi Valley State (3/26)	Hold (5)	White, Colby	1.0 IP, 1 K				
Mississippi Valley State (3/26)	Hold (2)	Eagan, Jack	2.0 IP, 6 K				

Individual Relief Breakdown

Name	Win	Hold/Save	Loss/Blown Save	Name	Win	Hold/Save	Loss/Blown Save	Name	Win	Hold/Save	Loss/Blown Save
Barlow, Trysten	3	6/--	1/1	James, Keegan	2	2/--	--/--	Self, Riley	1	2/--	--/--
Cerantola, Eric	1	--/--	--/--	Liebelt, Jared	2	4/5	--/1	Smith, Brandon	2	4/--	--/--
Eagan, Jack	1	2/--	--/--	Plumlee, Peyton	--	1/--	--/--	Spring, Tyler	1	--/--	--/--
Gordon, Cole	4	1/11	--/--	Price, Spencer	--	1/--	--/--	White, Colby	3	7/--	1/1

2 | Gunner Halter

IF | R/R | 6-3 | 180 | Jr.
Overland Park, Kan.

Major: Business Administration



2019 Game-by-Game

Opponent (Date)	AB	R	H	RBI	BB
YOUNGSTOWN STATE (F15) *	4	1	1	2	--
YOUNGSTOWN STATE (F16) *	4	1	1	--	--
YOUNGSTOWN STATE (F16) *	4	--	2	--	--
UAB (F20) *	3	1	--	--	--
SOUTHERN MISS (F22) *	4	--	--	--	--
SOUTHERN MISS (F23) *	3	1	--	--	--
SOUTHERN MISS (F24)			-DNP-		
JACKSON STATE (F26)	1	1	--	1	1
SOUTHEASTERN LOUISIANA (F27) *	2	2	1	1	1
vs. Sam Houston State (Mr1) *	3	1	1	--	--
vs. Texas Tech (Mr2) *	3	--	1	1	--
EAST CAROLINA (Mr5) *	2	--	1	1	1
ARKANSAS-PINE BLUFF (Mr6) *	2	--	--	--	1
MAINE (Mr8) *	3	2	2	1	--
MAINE (Mr8) *	3	1	2	--	--
MAINE (Mr10) *	4	1	1	--	--
GRAMBLING (Mr13) *	2	4	1	--	3
at Florida (Mr15) *	3	--	--	--	1
at Florida (Mr16) *	5	1	1	--	--
at Florida (Mr16) *	2	--	1	1	--
LITTLE ROCK (Mr19)			-DNP-		
at Samford (Mr20)			-DNP-		
AUBURN (Mr22) *	4	--	1	--	--
AUBURN (Mr23) *	4	2	3	1	1
AUBURN (Mr24) *	5	1	1	2	--
MISSISSIPPI VALLEY STATE (Mr26) *	4	2	--	--	--
LSU (Mr28) *	3	--	--	--	--
LSU (Mr29) *	3	1	1	--	--
LSU (Mr30) *	2	--	--	--	--
ULM (A3) *	2	2	--	--	2
at Tennessee (A5) *	2	--	--	--	--
at Tennessee (A6)			-DNP-		
at Tennessee (A7)	--	--	--	--	--
SOUTH ALABAMA (A10) *	4	1	1	--	--
ALABAMA (A12) *	4	1	2	--	--
ALABAMA (A13)			-DNP-		
ALABAMA (A14)			-DNP-		
TEXAS SOUTHERN (A16)			-DNP-		
at Arkansas (A18) *	2	--	--	--	--
at Arkansas (A19) *	2	1	1	--	1
at Arkansas (A20) *	2	--	1	--	--
vs. Ole Miss (A23)			-DNP-		
GEORGIA (A26) *	3	2	2	1	1
GEORGIA (A27) *	4	--	2	1	--
GEORGIA (A28) *	1	--	--	--	--
at Texas A&M (My3) *	4	--	--	--	--
at Texas A&M-1 (My4) *	2	--	--	--	1
at Texas A&M-2 (My4)	2	1	1	--	--
MEMPHIS (My8)	1	--	1	--	--
at Ole Miss (My10) *	3	1	1	--	--
at Ole Miss (My11) *	4	1	2	1	--
at Ole Miss (My12) *	5	1	1	--	--
LOUISIANA TECH (My14)	--	--	--	--	1
SOUTH CAROLINA (My16)	1	1	1	2	--
SOUTH CAROLINA (My17)	--	1	--	--	1
SOUTH CAROLINA (My18)	1	--	--	--	--
vs. LSU (My22)	4	--	1	1	--
vs. Vanderbilt (My23)			-DNP-		
vs. LSU (My24)	1	--	--	--	--
SOUTHERN (My31)			-DNP-		
CENTRAL MICHIGAN (Jun1)			-DNP-		
MIAMI (Jun2)			-DNP-		
STANFORD (Jun8)	1	--	--	--	--
STANFORD (Jun9) *	2	--	--	--	--

* - Denotes Game Started

2019 Biography

Career Notes & Records

Draft: Chosen in the 26th round of the 2018 MLB First Year Player Draft by the Cleveland Indians... Selected in the 22nd round of the 2017 MLB First Year Player Draft by the Toronto Blue Jays... Father, Shane, was drafted out of the University of Texas at Austin and played eight seasons for four Major League Baseball organizations... Uncle, Frankie, lettered in baseball at the University of Texas at Austin

2019 Season

Season: Appeared in 52 games with 41 starts... Has started 26 games at second base, eight games at third base, six games at designated hitter and one at shortstop... Made his first-career start at third base versus South Alabama (4/10)... Had a hit and two RBIs in his MSU debut against Youngstown State (2/15)... Hit his first career home run against Southeastern Louisiana (2/27).

Youngstown State (2/15-16): Started all three games at second base... Collected four hits over the weekend... Singled and drove in a pair of RBIs in his MSU debut on opening day... Singled and scored in the middle game... Posted his first career multi-hit performance with two hits in the series finale. **UAB (2/20):** Started at second base... Scored the game-tying run after reaching on an error. **Southern Miss (2/22-24):** Started the first two games of the series... Reached on a fielder's choice and scoring in the middle game. **Jackson State (2/26):** Entered as a defensive replacement at second base in the seventh inning... Picked up an RBI walk and scored one run. **Southeastern Louisiana (2/27):** Hit first-career home run, a solo shot... Also walked, stole a base and scored one run. **Frisco Classic (3/1-2):** Picked up a pair of hits in a pair of games. **vs. Sam Houston State (3/1):** Went 1-for-3 with a run scored and a sacrifice bunt. **vs. Texas Tech (3/2):** Had an RBI single to give MSU a 2-1 lead in the fourth inning. **ECU (3/5):** Walked, singled and drove in the game-winning run. **Arkansas-Pine Bluff (3/6):** Walked and added a sacrifice bunt. **Maine (3/8-10):** Totaled five hits and four runs scored in the series... Went 2-for-3, drove in a run and scored twice in the first contest... Collected two hits and scored one run in the middle game of the series... Was 1-for-4 in game three... Scored one run. **Grambling (3/13):** Finished 1-for-2 with three walks and four runs scored. **at Florida (3/15-16):** Started at second base all three games... Tripled and scored a run in game two... Doubled in the series finale. **Auburn (3/22-24):** Hit .385 in the series, going 5-for-13, with three runs scored and three RBIs... Had one hit in the series opener... Reached base four times, going 3-for-4 at the plate with one walk in the middle game of the series... Scored two runs and had one RBI... Drove in two RBIs on one hit in the series finale... Scored once and stole one base. **Mississippi Valley State (3/26):** Reached on an error and was hit by a pitch... Scored two runs. **LSU (3/28-30):** Started all three games at second base... Doubled and scored in the fifth inning of the middle game in the series. **ULM (4/3):** Walked twice and scored two runs. **at Tennessee (4/5-7):** Appeared in two games, starting the series opener at second base... Appeared at third base as a defensive replacement in the series finale. **South Alabama (4/10):** Made the start at third base, his first-career start at third... Singled and scored in the third inning for his lone hit. **Alabama (4/12-14):** Appeared one game, making the start at first base in the series opener... Went 2-for-4 with a run scored. **at Arkansas (4/18-20):** Started all three games at third base... Singled, walked and scored a run in the middle game of the series... Was 1-for-2 in the series finale. **Georgia (4/26-28):** Hit .500 (4-for-8) in three starts at third base... Posted a pair of multi-hit games... Went 2-for-3 with a walk in the series opener... Scored twice and drove in one RBI in the series opener... Singled in an RBI in the second inning and seventh inning of the opener... Chipped in a pair of singles in the middle game of the series... Drove in one RBI in the seventh inning of the second game. **at Texas A&M (5/3-4):** Appeared in all three games with two starts at designated hitter... Walked in the middle game of the series in a start... Entered as a pinch hitter in the series finale and went 1-for-2... Doubled and scored a run in the fourth inning. **Memphis (5/8):** Went 1-for-1 after entering the game as a pinch runner in the fifth inning. **at Ole Miss (5/10-12):** Started all three games at designated hitter... Posted at least one hit in each game... Went 1-for-3 with a run scored in the series opener... Posted a pair of hits - including a double - to go along with a run scored and an RBI in the middle game of the series... Singled and scored a run in the series finale. **Louisiana Tech (5/14):** Walked in a pinch-hit appearance. **South Carolina (5/16-18):** Appeared in all three games as a pinch hitter... Had a sacrifice fly and an RBI double in the series opener... Walked and scored a run as a pinch hitter in the middle game of the series... Had one plate appearance in the series finale. **SEC Tournament (5/22-24):** Appeared in two games off the bench... Drove in the game-winning runs with an RBI single in the 17th inning against LSU (5/22). **vs. LSU (5/22):** Entered as a pinch hitter and went 1-for-4... Drove in the game-winning run with a walk-off single in the 17th inning. **vs. LSU (5/24):** Entered as a pinch hitter. **NCAA Super Regional (6/8-9):** Appeared in both games with one start... Made a pinch hit appearance in the series opener... Started the second game of the series and registered two at bats.

Halter's Single-Game Career Highs

At-Bats	5	Three Times; Last at Ole Miss, 5/12/19	Total Bases	4	Last Auburn, 3/23/19
Runs	4	Grambling, 3/13/19	Walks	3	Grambling, 3/13/19
Hits	3	Auburn, 3/23/19	Strikeouts	2	Eight Times; Last vs. LSU, 5/22/19
RBIs	2	Three Times; Last South Carolina, 5/16/19	Stolen Bases	1	Three Times; Last Auburn, 3/24/19
Doubles	1	Six Times; Last South Carolina, 5/16/19			
Triples	---				
Home Runs	1	Southeastern Louisiana, 2/27/19			

Halter's Career Statistics

	Avg	GP-GS	AB	R	H	2B	3B	HR	RBI	TB	SLG%	BB	HBP	SO	GDP	OB%	SF	SH	SB-ATT	PO	A	E	FLD%
2019	.287	50-40	136	36	39	6	0	1	17	48	.353	16	1	33	0	.364	1	7	3-3	37	55	10	.902
Career	.287	50-40	136	36	39	6	0	1	17	48	.353	16	1	33	0	.364	1	7	3-3	37	55	10	.902



2019 Biography

Career Notes & Records

Draft: Chosen with the 30th overall pick in the first round of the 2018 MLB First Year Player Draft by the Los Angeles Dodgers.

Season: 2019: Became the second Mississippi State freshman and 17 Diamond Dawg to reach the 100-strikeout mark in a single season...Joins **Eric Dubose** (109; 1995) as the only MSU freshman to reach 100 strikeouts in a season...Ranks No. 18 on the single season strikeout list (103)...Tied the MSU freshman record for wins in a season (8), equaling the mark of **Paul Maholm** (8; 2001).

2019 Season

Awards: Tabbed Co-National Freshman Pitcher of the Year by Collegiate Baseball Newspaper, as well as a Freshman All-American...Became the first Bulldog to earn a "National Freshman of the Year" award...Earned SEC Freshman of the Year, marking the second time in program history a Diamond Dawg won the award (Mangum; 2016)...Also was a member of the SEC All-Freshman Team...Named SEC Co-Freshman of the Week February 25 after tossing seven shutout innings against Southern Miss (2/23)...Honored as SEC Co-Freshman of the Week March 4 after his performance at the Frisco Classic...Named the Frisco Classic Most Valuable Player.

Season: Started 16 games on the mound...Earned a win in each of his first six career starts...Won his MSU debut with five innings of two-run work versus Youngstown State (2/16)...Also owns three plate appearances.

Youngstown State (2/15-16): Made collegiate debut in the middle game of the series...Earned first collegiate win...Struck out seven batters over five innings...Allowed two runs on as many hits. **Southern Miss (2/22-24):** Shutout the Golden Eagles through seven innings in the middle game of the series to earn the win...Struck out a career-high nine batters...Allowed just two hits. **Frisco Classic (3/1-2):** vs. *Texas Tech* (3/2): Allowed just two runs on three hits over seven innings to earn the win. **Maine (3/8-10):** Struck out eight over six innings...Allowed just one run in game two of the Friday doubleheader to get the win. **at Florida (3/15-16):** Struck out 11 batters in a game two start...Allowed four runs on ten hits...Earned the victory. **Auburn (3/22-24):** Started the middle game of the series and threw seven innings to earn the win...Allowed two runs on three hits...Walked one and struck out six. **LSU (3/28-30):** Threw five innings in a start in the middle game of the series...Allowed six runs - five earned - on nine hits...Struck out nine and walked two. **at Tennessee (4/5-7):** Started the series finale and threw one inning...Allowed two runs on three hits in the no decision...Didn't walk a batter and struck out two. **Alabama (4/12/14):** Started the series finale and threw four scoreless innings, leaving due to pitch count...Struck out four and allowed four hits...Didn't walk a batter in earning the victory. **at Arkansas (4/18-20):** Made the start in the middle game of the series...Threw five innings and allowed three runs - two earned - in a loss...Walked one and struck out four. **Georgia (4/26-28):** Earned the win with five innings of one-run work on the mound in the middle game of the series...Allowed the one run on five hits...Walked two and struck out seven. **at Texas A&M (5/3-4):** Threw a six-inning complete game in a 1-0 loss in the middle game of the series...Allowed one run on three hits...Walked two and struck out seven...The lone run was scored on a two-out RBI double. **at Ole Miss (5/10-12):** Started the middle game in the series...Threw 4 2/3 innings and allowed three runs - two earned - on four hits...Struck out five and walked three. **South Carolina (5/16-18):** Allowed two runs on three hits in six innings of work in a no decision...Walked two and struck out eight batters. **SEC Tournament (5/22-24):** Made one start on the mound. vs. *LSU* (5/24): Made the start and threw 2 1/3 innings...Allowed five runs - four earned - on four hits...Walked two and struck out five in the loss. **NCAA Starkville Regional (5/31-6/2):** Started the first game of the regional against Southern (5/31)...Threw three innings and allowed one unearned run...Allowed three hits, didn't walk a batter and struck out three in a no decision.

Ginn's Single-Game Career Highs

Innings Pitched	7.0	Three Times; Last Auburn, 3/23/19	Wild Pitches	3	Southern Miss, 2/23/19
Fewest Hits	2	Twice; Last Southern Miss, 2/23/19	Hit-by-Pitch	1	Four Times; Last Auburn, 3/23/19
Fewest Runs	0	Twice; Last Alabama, 4/14/19	Total Pitches	94	Georgia, 4/27/19
Fewest Earned Runs	0	Three Times; Last Southern, 5/31/19			
Walks	3	at Ole Miss, 5/11/19			
Strikeouts	11	at Florida, 3/16/19			

Ginn's Career Statistics

	ERA	W-L	App	GS	CG	SHO/CBO	SV	IP	H	R	ER	BB	SO	2B	3B	HR	BF	BAA	WP	HBP	BK	SFA	SHA
2019	3.36	8-4	16	16	1	0/0	0	80.1	69	35	30	18	103	11	0	1	334	.223	13	4	2	1	2
Career	3.36	8-4	16	16	1	0/0	0	80.1	69	35	30	18	103	11	0	1	334	.223	13	4	2	1	2

2019 Game-by-Game

Opponent (Date)	Dec.	IP	H	R (ER)	BB	K
YOUNGSTOWN STATE (F15)				-DNP-		
YOUNGSTOWN STATE (F16) *	W	5.0	2	2 (2)	1	7
YOUNGSTOWN STATE (F16)				-DNP-		
UAB (F20)				-DNP-		
SOUTHERN MISS (F22)				-DNP-		
SOUTHERN MISS (F23) *	W	7.0	2	-- (-)	1	9
SOUTHERN MISS (F24)				-DNP-		
JACKSON STATE (F26)				-DNP-		
SOUTHEASTERN LOUISIANA (F27)				-DNP-		
vs. Sam Houston State (Mr1)				-DNP-		
vs. Texas Tech (Mr2) *	W	7.0	3	2 (2)	1	8
EAST CAROLINA (Mr5)				-DNP-		
ARKANSAS-PINE BLUFF (Mr6)				-DNP-		
MAINE (Mr8)				-DNP-		
MAINE (Mr8) *	W	6.0	6	1 (1)	--	8
MAINE (Mr10)				-DNP-		
GRAMBLING (Mr13)				-DNP-		
at Florida (Mr15)				-DNP-		
at Florida (Mr16)	W	6.1	10	4 (4)	--	11
at Florida (Mr16)				-DNP-		
LITTLE ROCK (Mr19)				-DNP-		
at Samford (Mr20)				-DNP-		
AUBURN (Mr22)				-DNP-		
AUBURN (Mr23) *	W	7.0	3	2 (2)	1	6
AUBURN (Mr24)				-DNP-		
MISSISSIPPI VALLEY STATE (Mr26)				-DNP-		
LSU (Mr28)				-DNP-		
LSU (Mr29) *	L	5.0	9	6 (5)	2	9
LSU (Mr30)				-DNP-		
ULM (A3)				-DNP-		
at Tennessee (A5)				-DNP-		
at Tennessee (A6)				-DNP-		
at Tennessee (A7) *	--	1.0	3	2 (2)	--	2
SOUTH ALABAMA (A10)				-DNP-		
ALABAMA (A12)				-DNP-		
ALABAMA (A13)				-DNP-		
ALABAMA (A14) *	W	4.0	4	-- (-)	--	4
TEXAS SOUTHERN (A16)				-DNP-		
at Arkansas (A18)				-DNP-		
at Arkansas (A19)				-DNP-		
at Arkansas (A20) *	L	5.0	5	3 (2)	1	4
vs. Ole Miss (A23)				-DNP-		
GEORGIA (A26)				-DNP-		
GEORGIA (A27) *	W	5.0	5	1 (1)	2	7
GEORGIA (A28)				-DNP-		
at Texas A&M (My3)				-DNP-		
at Texas A&M-1 (My4) *	L	6.0	3	1 (1)	2	7
at Texas A&M-2 (My4)				-DNP-		
MEMPHIS (My8)				-DNP-		
at Ole Miss (My10)				-DNP-		
at Ole Miss (My11) *	--	4.2	4	3 (2)	3	5
at Ole Miss (My12)				-DNP-		
LOUISIANA TECH (My14)				-DNP-		
SOUTH CAROLINA (My16)				-DNP-		
SOUTH CAROLINA (My17) *	--	6.0	3	2 (2)	2	8
SOUTH CAROLINA (My18)				-DNP-		
vs. LSU (My22)				-DNP-		
vs. Vanderbilt (My23)				-DNP-		
vs. LSU (My24) *	L	2.1	4	5 (4)	2	5
SOUTHERN (My31) *	ND	3.0	3	1 (-)	--	3
CENTRAL MICHIGAN (Jun1)				-DNP-		
MIAMI (Jun2)				-DNP-		
STANFORD (Jun8)				-DNP-		
STANFORD (Jun9)				-DNP-		

* - Denotes Game Started | (W)in, (L)oss, H(old), (S)ave, (B)lowdown Save



2019 Game-by-Game

Opponent (Date)	AB	R	H	RBI	BB
YOUNGSTOWN STATE (F15) *	4	2	1	2	1
YOUNGSTOWN STATE (F16) *	4	2	1	--	1
YOUNGSTOWN STATE (F16) *	4	2	1	--	1
UAB (F20) *	3	--	--	--	1
SOUTHERN MISS (F22) *	4	--	--	--	--
SOUTHERN MISS (F23) *	3	--	1	--	1
SOUTHERN MISS (F24) *	4	--	--	--	--
JACKSON STATE (F26) *	4	2	2	--	--
SOUTHEASTERN LOUISIANA (F27) *	5	1	2	--	--
vs. Sam Houston State (Mr1) *	4	--	--	--	--
vs. Texas Tech (Mr2) *	3	2	1	--	1
EAST CAROLINA (Mr5) *	3	1	--	--	1
ARKANSAS-PINE BLUFF (Mr6) *	3	1	--	1	1
MAINE (Mr8) *	4	1	1	1	--
MAINE (Mr8) *	4	--	1	--	--
MAINE (Mr10) *	3	1	--	--	--
GRAMBLING (Mr13) *	2	--	--	--	--
at Florida (Mr15) *	3	--	--	--	--
at Florida (Mr16) *	5	--	--	--	--
at Florida (Mr16) *	--	1	--	--	--
LITTLE ROCK (Mr19) *	4	2	--	--	1
at Samford (Mr20) *	5	1	2	1	--
AUBURN (Mr22) *	3	--	--	--	--
AUBURN (Mr23) *	5	2	3	2	--
AUBURN (Mr24) *	5	2	3	4	--
MISSISSIPPI VALLEY STATE (Mr26) *	5	2	4	2	--
LSU (Mr28) *	3	--	1	--	1
LSU (Mr29) *	4	--	--	--	--
LSU (Mr30) *	3	1	1	1	1
ULM (A3) *	4	2	2	2	1
at Tennessee (A5) *	6	--	1	--	--
at Tennessee (A6) *	4	--	--	--	--
at Tennessee (A7) *	4	2	3	1	--
SOUTH ALABAMA (A10) *	4	--	1	--	--
ALABAMA (A12) *	4	1	1	--	--
ALABAMA (A13) *	3	1	2	2	1
ALABAMA (A14) *	4	--	3	3	1
TEXAS SOUTHERN (A16) *	3	--	1	1	--
at Arkansas (A18) *	4	1	1	1	--
at Arkansas (A19) *	3	--	--	--	1
at Arkansas (A20) *	4	--	1	2	--
vs. Ole Miss (A23) *	4	1	1	1	1
GEORGIA (A26) *	2	4	1	1	3
GEORGIA (A27) *	4	2	1	1	--
GEORGIA (A28) *	2	1	2	--	2
at Texas A&M (My3) *	2	--	1	1	1
at Texas A&M-1 (My4) *	3	--	1	--	--
at Texas A&M-2 (My4) *	4	--	--	--	--
MEMPHIS (My8) *	3	1	--	1	1
at Ole Miss (My10) *	4	--	--	--	--
at Ole Miss (My11) *	5	--	1	2	--
at Ole Miss (My12) *	5	1	2	2	--
LOUISIANA TECH (My14) *	3	2	2	2	1
SOUTH CAROLINA (My16) *	6	2	3	3	--
SOUTH CAROLINA (My17) *	3	1	2	1	1
SOUTH CAROLINA (My18) *	5	1	1	--	--
vs. LSU (My22) *	8	1	3	--	1
vs. Vanderbilt (My23) *	4	--	--	--	--
vs. LSU (My24) *	2	1	2	--	2
SOUTHERN (My31) *	5	3	4	3	--
CENTRAL MICHIGAN (Jun1) *	4	--	2	2	--
MIAMI (Jun2) *	4	--	1	--	--
STANFORD (Jun8) *	3	--	--	--	1
STANFORD (Jun9) *	5	--	1	--	--

* - Denotes Game Started

2019 Biography

Career Notes & Records

Draft: Chosen in the 36th round of the 2017 MLB First Year Player Draft by the Chicago Cubs.

Game: Equaled the school record for at-bats with eight against LSU (5/22) at the SEC Tournament.

2019 Season

Awards: Selected MVP of the NCAA Starkville Regional.

Season: Appeared in all 64 games with 63 starts in left field.

Youngstown State (2/15-16): Collected a hit, walked and scored two runs in each game of the three game series...Doubled and drove in a pair of RBIs in the season opener...Went 1-for-4 in game two...Doubled in the series finale. **UAB (2/20):** Reached base via walk. **Southern Miss (2/22-24):** Started all three games...Doubled and walked in the middle game of the series. **Jackson State (2/26):** Picked up two hits, scored two runs and stole one base. **Southeastern Louisiana (2/27):** Went 2-for-5 with a double and a stolen base. **Frisco Classic (3/1-2):** Started both games. *vs. Texas Tech (3/2):* Scored twice with a hit and a walk. **ECU (3/5):** Walked and scored one run. **Arkansas-Pine Bluff (3/6):** Walked with the bases loaded to collect one RBI...Scored one run. **Maine (3/8-10):** Tallied two hits in the series...Posted an RBI single in the series opener...Stole one base and scored one run...Collected hit in the middle game...Reached base twice, stole two bases and scored one run. **at Florida (3/15-16):** Started first two games...Went hitless...Entered as a pinch runner and scored in the series finale. **Little Rock (3/19):** Scored twice despite going hitless. **at Samford (3/20):** Went 2-for-5...Drove in the game-tying RBI with a seventh-inning single. **Auburn (3/22-24):** Hit .462 (6-for-13) with six RBIs and four runs scored...Three of six hits were doubles...Reached via hit-by-pitch in the series opener...Was 3-for-5 in the middle game of the series with two RBIs...Scored two runs...Doubled to drive in one RBI in the eighth inning of the middle game in the series...Collected three more hits in the series finale...Drove in four RBIs and scored twice...Stole one base...Doubled to drive in one RBI in the third inning...Plated three RBIs with a sixth inning double. **Mississippi Valley State (3/26):** Posted four hits in five at bats...Drove in two RBIs and scored two runs...Also stole one base. **LSU (3/28-30):** Started all three games in left field...Singled, walked and stole one base in the series opener...Was 1-for-3 with a walk in the series finale...Lone hit in the finale was a two-run, ninth-inning home run. **ULM (4/3):** Went 2-for-4 with a walk...Scored twice and drove in two RBIs...Singled and scored in the first inning...Drove in one RBI with a fourth-inning single and also walked in the inning...Grounded out to drive in one RBI in the sixth inning. **at Tennessee (4/5-7):** Started all three games in left field...Chipped in a single in the series opener...Went 3-for-4 with two runs scored and one RBI in the series finale...Hit a home run to lead off the third inning...Singled in the fourth...Doubled and scored a run in the eighth. **South Alabama (4/10):** Started in right field...Posted a second-inning single. **Alabama (4/12/14):** Started all three games in left field...Hit .545 (6-for-11) with a pair of walks and five RBIs in the series...Singled and scored a run in the series opener...Collected a pair of hits in the middle game of the series...Drove in two RBIs with a fourth inning single...Also singled in the sixth...Walked and scored a run in the seventh inning...Singled in each of his first three at bats to account for a three-hit day...Drove in one RBI with singles in the second and fourth innings...Also walked in the sixth...Plated an RBI with a seventh-inning ground out. **Texas Southern (4/16):** Went 1-for-3 with an RBI...Drove in the third run of the game with a sacrifice bunt. **at Arkansas (4/18-20):** Started all three games in left field...Hit a fifth-inning solo home run for his lone hit in the series opener...Walked in the middle game of the series...Drove in two RBIs with a single in the ninth inning of the series finale. **vs. Ole Miss (4/23):** Went 1-for-4 with a walk...Hit a fourth-inning solo home run to tie the game. **Georgia (4/26-28):** Hit .500 (4-for-8) and reached base at a .733 clip...Reached base safely 11 times in the series (4 hits, 5 walks, 2 HBP)...Reached base five times in the series opener...Singled, walked three times and was hit by a pitch...Scored four runs and drove in one RBI...Singled to drive in an RBI in the second inning of the series opener and came around to score...Reached base in the final four plate appearances in the series opener and scored three of those times...Hit a solo home run and reached via hit-by-pitch in the middle game of the series, scoring twice...Went 2-for-2 with a pair of walks in the series finale...Scored the eventual game-winning run in the eighth inning after reaching via walk. **at Texas A&M (5/3-4):** Started all three games in left field...Posted one hit in each of the first two games in the series...Drove in the first run of the weekend with a sacrifice fly in the fourth inning of the series opener...Added a single in the eighth inning of game one...Doubled for his lone hit of the middle game in the series. **Memphis (5/8):** Was 0-for-3 with a walk, one run scored and one RBI...Walked and scored in the second inning...Plated a run with a sacrifice fly in the fifth. **at Ole Miss (5/10-12):** Started all three games in left field...Drove in a pair of runs with a two-RBI single to cap a six-run seventh inning during the middle game of the series...Chipped in a pair of hits during the series finale...Plated two RBIs with a double in the nine-run fourth inning. **Louisiana Tech (5/14):**


R. Jordan's Single-Game Career Highs

At-Bats	6	Three Times; Last South Carolina, 5/16/19	Total Bases	8	Southern, 5/31/19
Runs	4	Georgia, 4/26/19	Walks	3	Georgia, 4/26/19
Hits	4	Twice; Last Southern, 5/31/19	Strikeouts	3	at Arkansas, 4/18/19
RBIs	4	Twice; Last Auburn, 3/24/19	Stolen Bases	2	Maine, 3/10/19
Doubles	2	Twice; Last Auburn, 3/24/19			
Triples	1	at Vanderbilt, 6/9/18			
Home Runs	1	13 Times; Last Southern, 5/31/19			

R. Jordan's Career Statistics

	Avg	GP-GS	AB	R	H	2B	3B	HR	RBI	TB	SLG%	BB	HBP	SO	GDP	OB%	SF	SH	SB-ATT	PO	A	E	FLD%
2018	.321	57-51	193	39	62	15	1	7	37	100	.518	21	4	40	4	.390	5	3	2-2	87	2	4	.957
2019	.302	62-61	235	54	71	13	0	6	47	102	.434	28	4	39	3	.381	3	2	11-13	90	0	1	.989
Career	.311	119-112	428	93	133	28	1	13	84	202	.472	49	8	79	7	.385	8	5	13-15	177	2	5	.973

Reached base three times, going 2-for-3 with a walk...Drove in the eventual game-winning run with a two-RBI double in the third inning...Walked and score a run in the fifth...Singled and stole a base in the seventh inning. **South Carolina (5/16-18):** Hit .429 (6-for-14) with four runs scored and four RBIs in the series...Posted a 3-for-6 night at the plate with two runs scored and three RBIs in the series opener...Drove in the eventual game-winning runs with a two-RBI single in the fourth inning...Collected two hits and walked in the middle game of the series...Added a run scored and one RBI in game two...Singled and scored a run in the series finale. **SEC Tournament (5/22-24):** Started all three games in left field. vs. *LSU (5/22):* Went 3-for-8 with a walk and a run scored...Singled and scored the game tying run in the 16th inning. vs. *LSU (5/24):* Reached base in all four plate appearances...Went 2-for-2 with two walks...Walked and stole a base in first inning...Walked and scored a run in the third...Singled in the fifth and seventh innings. **NCAA Starkville Regional (5/31-6/2):** Hit .538 (7-for-13) in the regional with five RBIs and three runs scored. *Southern (5/31):* Went 4-for-5 with three runs scored and three RBIs...Singled in the second inning...Doubled in one RBI and came around to score in the fifth...Singled and scored in the seventh...Hit a two-run home run in the eighth inning. *Central Michigan (6/1):* Was 2-for-4 with two RBIs...Plated runs with RBI singles in the first and third innings. *Miami (Fla.) (6/2):* Chipped in a fourth inning single. **NCAA Super Regional (6/8-9):** Started both games in left field...Went 0-for-3 with a walk in the series opener...Doubled for his lone hit in the second game of the series.





5 | Tanner Allen

IF | L/R | 5-11 | 184 | So.
Theodore, Ala.

Major: Kinesiology



2019 Game-by-Game

Opponent (Date)	AB	R	H	RBI	BB
YOUNGSTOWN STATE (F15) *	5	3	2	4	--
YOUNGSTOWN STATE (F16) *	3	2	2	6	1
YOUNGSTOWN STATE (F16) *	5	--	3	3	--
UAB (F20) *	3	--	--	--	1
SOUTHERN MISS (F22) *	4	--	--	--	--
SOUTHERN MISS (F23) *	4	--	1	2	1
SOUTHERN MISS (F24) *	4	--	2	2	1
JACKSON STATE (F26) *	3	--	--	2	--
SOUTHEASTERN LOUISIANA (F27) *	3	2	1	--	1
vs. Sam Houston State (Mr1) *	3	1	1	1	--
vs. Texas Tech (Mr2) *	4	1	--	--	1
EAST CAROLINA (Mr5) *	4	--	--	--	--
ARKANSAS-PINE BLUFF (Mr6) *	4	--	1	1	--
MAINE (Mr8) *	5	--	--	--	--
MAINE (Mr8) *	3	--	--	1	--
MAINE (Mr10) *	4	2	1	--	1
GRAMBLING (Mr13) *	3	4	3	2	3
at Florida (Mr15) *	5	1	2	--	--
at Florida (Mr16) *	5	2	2	1	--
at Florida (Mr16) *	4	--	--	--	--
LITTLE ROCK (Mr19) *	5	2	2	1	1
at Samford (Mr20) *	5	--	--	--	--
AUBURN (Mr22) *	4	1	1	--	1
AUBURN (Mr23) *	4	2	1	--	2
AUBURN (Mr24) *	6	--	2	1	--
MISSISSIPPI VALLEY STATE (Mr26) *	4	3	1	--	2
LSU (Mr28) *	3	--	--	--	1
LSU (Mr29) *	5	--	1	--	--
LSU (Mr30) *	3	--	--	--	1
ULM (A3) *	3	2	1	1	1
at Tennessee (A5) *	5	1	1	1	--
at Tennessee (A6) *	4	--	--	--	--
at Tennessee (A7) *	5	1	3	1	--
SOUTH ALABAMA (A10) *	4	1	3	5	--
ALABAMA (A12) *	3	1	2	--	1
ALABAMA (A13) *	4	1	1	--	1
ALABAMA (A14) *	6	3	4	1	--
TEXAS SOUTHERN (A16) *	3	1	1	--	--
at Arkansas (A18) *	4	--	2	--	--
at Arkansas (A19) *	4	1	--	--	1
at Arkansas (A20) *	3	1	2	--	1
vs. Ole Miss (A23) *	3	1	1	1	1
GEORGIA (A26) *	4	1	3	4	2
GEORGIA (A27) *	4	1	--	--	1
GEORGIA (A28) *	3	--	1	3	--
at Texas A&M (My3) *	3	--	--	--	--
at Texas A&M-1 (My4) *	3	--	1	--	--
at Texas A&M-2 (My4) *	3	--	--	1	1
MEMPHIS (My8) *	4	2	4	1	1
at Ole Miss (My10) *	4	--	3	2	--
at Ole Miss (My11) *	5	--	1	2	--
at Ole Miss (My12) *	4	1	3	1	1
LOUISIANA TECH (My14) *	4	1	--	--	1
SOUTH CAROLINA (My16) *	5	4	5	3	1
SOUTH CAROLINA (My17) *	5	1	4	3	--
SOUTH CAROLINA (My18) *	5	--	3	2	--
vs. LSU (My22) *	8	--	3	1	--
vs. Vanderbilt (My23) *	4	--	1	--	--
vs. LSU (My24) *	4	--	1	1	--
SOUTHERN (My31) *	5	1	1	--	--
CENTRAL MICHIGAN (Jun1) *	5	2	4	1	--
MIAMI (Jun2) *	4	1	1	1	--
STANFORD (Jun8) *	5	--	2	1	--
STANFORD (Jun9) *	5	--	1	--	--

* - Denotes Game Started

2019 Biography

Career Notes & Records

Draft: Chosen in the 36th round of the 2017 MLB First Year Player Draft by the Chicago Cubs...Selected in the 34th round of the 2019 MLB First Year Player Draft by the Colorado Rockies.

Season: 2019: Ranks tied for No. 8 on the single season doubles charts (22).

Game: 2019: Equaled the school record for at-bats with eight against LSU (5/22) at the SEC Tournament.

2019 Season

Awards: Earned NCAA Starkville Regional All-Tournament Team at first base...Selected third-team All-America by Collegiate Baseball Newspaper...Named first-team All-SEC at first base...Tabbed SEC All-Tournament Team at first base after leading all first basemen in batting average (.313), extra base hits (2) and total bases (7)...Earned Perfect Game National Hitter of the Week honors and Collegiate Baseball Newspaper National Player of the Week Honor Roll laurels after batting .538 with 13 RBIs during opening weekend versus Youngstown State.

Season: Started at first base in all 64 games...Hit walk-off, RBI double in rubber game of Southern Miss series (2/24).

Youngstown State (2/15-16): Batted .538 with seven hits, five going for extra bases Hit two home runs and tallied 13 RBIs in the season-opening series...Collected multi-hit and multi-RBI performances in all three contests...Doubled and homered in game one of the series...Went 2-for-3 with a double, home run and six RBIs in the middle game...Had three hits in the final game against the Penguins...Also doubled and plated three runs. **UAB (2/20):** Walked in one of four plate appearances. **Southern Miss (2/22-24):** Collected three hits in twelve at-bats in the three-game series to go along with four RBIs...Earned two RBIs on one hit in game two...Hit a walk-off, RBI double in rubber game of series. **Jackson State (2/26):** Drove in two runs via a sacrifice fly and a hit-by-pitch. **Southeastern Louisiana (2/27):** Doubled, walked and scored two runs. **Frisco Classic (3/1-2):** Scored a pair of runs and drove in one RBI. vs. *Sam Houston State (3/1):* Earned an RBI via sacrifice fly...Also collected a hit and scored a run. vs. *Texas Tech (3/2):* Walked and scored the eventual game-winning run. **Arkansas-Pine Bluff (3/6):** Collected an RBI on a single. **Maine (3/8-10):** Went 0-for-8 in series-opening doubleheader...Bounced back with a single, walk, stolen base and two runs scored in game three. **Grambling (3/13):** Reached base in all six plate appearances with three hits and three walks...Drove in two RBIs and scored four times. **at Florida (3/15-16):** Collected four hits and scored three runs in the weekend series...Went 2-for-5 in game one and scored...Had two hits, two runs and an RBI in the middle game. **Little Rock (3/19):** Doubled and drove in an RBI. **Auburn (3/22-24):** Started all three games at first base...Reached base at least twice in each game...Singled, walked and scored one run in the series opener...Singled, walked twice and scored two runs in the middle game of the series...Doubled in the first inning of the series finale...Plated one RBI with a fourth-inning single. **Mississippi Valley State (3/26):** Reached base safely three times with a hit and two walks...Also reached on an error...Scored three runs. **LSU (3/28-30):** Started all three games at first base...Reached base once in each game...Drew one walk in the series opener and series finale...Singled for his lone hit of the weekend in the middle game of the series. **ULM (4/3):** Homered for his lone hit of the game...Also walked...Scored two runs. **at Tennessee (4/5-7):** Started all three games at first base...Singled to drive in the eventual game-winning in the series opener...Homered as part of a three-hit day in the series finale...Chipped in a pair of singles in the finale. **South Alabama (4/10):** Went 3-for-4 with five RBIs in a start at first base...Notched a two-RBI single in the third inning to give State the lead...Doubled in the fifth inning...Hit a three-run home run in the seventh, which plated the eventual game-winning runs. **Alabama (4/12/14):** Started all three games at first base...Hit .538 (7-for-13) on the weekend and added two walks...Posted four doubles and scored five runs in the series...Doubled as part of a two-hit night in the series opener...Also walked and scored a run in the seventh inning...Posted one hit and walked in the middle game of the series...Drew a base on balls and scored in the fourth...Posted four hits - three doubles - and scored three times in the finale...Also drove in one RBI...Doubled in one RBI in the second and came around to score...Doubled and scored in the fourth inning...Singled and scored in the seventh. **Texas Southern (4/16):** Reached base twice in the game...Singled in the third inning...Was hit by a pitch to start the eighth inning and came around to score the eventual game winning run. **at Arkansas (4/18-20):** Reached base six times in the series - four hits and two walks...Posted a pair of hits in the series opener...Walked and scored a run in the middle game of the series...Reached base three times in the series finale, going 2-for-3 at the plate with a walk...Also scored one run. **vs. Ole Miss (4/23):** Went 1-for-3 with a walk...Walked and scored a run in the sixth inning...Singled to drive in one RBI in the seventh inning. **Georgia (4/26-28):** Opened the series with a 3-for-4 day at the plate and reached base five times...Scored one run and drove in four RBIs in the series opener...Drew a bases loaded walk to drive in an RBI...Singled in a run in the fourth and plated two runs in the seventh with a single...Doubled and scored a run in the eighth...Walked and scored a run in the middle game of the series...Drove in three RBIs in the series finale...Doubled in two RBIs in the fifth inning...Had a sacrifice fly in the seventh. **at Texas A&M (5/3-4):** Started all three games at first base...Laid down a sacrifice bunt in the eighth inning to move two runners into scoring position...Singled for his lone hit of the second game in the

Allen's Single-Game Career Highs

At-Bats	7	at Missouri, 3/24/18	Total Bases	7	Six Times; Last Central Michigan, 6/1/19
Runs	4	Twice; Last South Carolina, 5/16/19	Walks	3	Grambling, 3/13/19
Hits	5	South Carolina, 5/16/19	Strikeouts	3	Four Times; Last vs. North Carolina, 6/19/18
RBIs	6	Youngstown State, 2/16/19	Stolen Bases	1	Maine, 3/10/19
Doubles	3	Twice; Last Alabama, 4/14/19			
Triples	1	Six Times; Last South Carolina, 5/16/19			
Home Runs	1	12 times; Last Central Michigan, 6/1/19			

Allen's Career Statistics

	Avg	GP-GS	AB	R	H	2B	3B	HR	RBI	TB	SLG%	BB	HBP	SO	GDP	OB%	SF	SH	SB-ATT	PO	A	E	FLD%
2018	.287	68-68	275	42	79	18	5	5	45	122	.444	27	2	62	6	.353	2	2	0-2	329	23	6	.983
2019	.350	62-62	254	55	89	22	1	7	63	134	.528	32	5	35	4	.427	4	1	1-2	492	33	2	.996
Career	.318	130-130	529	97	168	40	6	12	108	256	.484	59	7	97	10	.389	6	3	1-4	821	56	8	.991

series...Drew a bases loaded walk in the series finale to push the third run of the game across in the fourth inning. **Memphis (5/8):** Reached base in all five plate appearances...Went 4-for-4 with a walk...Scored twice and drove in one RBI...Singled in the first, third, fifth and sixth innings...Came around to score in the fifth inning...Drove in an RBI in the sixth inning...Was intentionally walked in the eighth and came around to score the game winning run from first base on an Elijah MacNamee double. **at Ole Miss (5/10-12):** Hit .538 (7-for-13) on the weekend with five RBIs in three starts at first base...Opened the series with a 3-for-4 day at the plate...Drove in both RBIs with two-out hits in the 2-0 series-opening win...Plated the first run with a third-inning RBI double...Knocked in the second run with an RBI single in the fifth...Plated two RBIs with a seventh-inning single to break a 4-4 tie...Reached base in his final four plate appearances, with three singles and a walk...Drew a bases loaded walk in the nine-run fourth inning for his lone RBI and came around to score. **Louisiana Tech (5/14):** Walked and scored a run. **South Carolina (5/16-18):** Hit .800 (12-for-15) with an .812 on-base percentage and 1.200 slugging percentage in three starts at first base...Posted multiple hits and multiple RBIs in each game of the three-game series...Opened the series with a 5-for-5 effort, four runs scored and three RBIs...Drew a bases loaded walk in the third inning...Drove in two RBIs with a single in the fifth inning...Went 4-for-5 in the middle game of the series with three RBIs and a run scored...Doubled to drive in a run in the seventh...Tripled and plated a pair of runs in the eighth... Had three hits in the series finale...Doubled to plate a run in the seventh inning...Singled to drive in his second RBI of the game in the eighth inning. **SEC Tournament (5/22-24):** Started all three games at first base and earned SEC All-Tournament Team at the position. *vs. LSU (5/22):* Was 3-for-8 with one RBI...Also reached via hit-by-pitch...Doubled to plate the first run of the game in the first inning. *vs. Vanderbilt (5/23):* Went 1-for-4 with a double. *vs. LSU (5/24):* Was 1-for-4 with one RBI...Singled to plate a run in the third inning. **NCAA Starkville Regional (5/31-6/2):** Hit .429 (6-for-14) with four runs scored and two RBIs. *Southern (5/31):* Singled to lead off the fifth inning and came around to score. *Central Michigan (6/1):* Went 4-for-5 with two runs scored and one RBI...Singled and scored in the first inning...Led off the ninth inning with a solo home run. *Miami (Fla.) (6/2):* Singled to open the scoring for State in the fourth inning and came around to score. **NCAA Super Regional (6/8-9):** Started both games at first base...Collected a pair of hits and drove in one RBI in the series opener...Singled in the first inning...Singled to plate a run in the fourth inning...Had a base hit in the second game of the series.







2019 Biography

Career Notes & Records

Draft: Chosen in the 36th round of the 2016 MLB First Year Player Draft by the Toronto Blue Jays...Selected in the 18th round of the 2019 MLB First Year Player Draft by the Miami Marlins.

2019 Season

Awards: Selected to the NCAA Starkville Regional All-Tournament Team at catcher.

Season: Appeared in 60 games with 56 starts...Started 50 games at catcher and four at designated hitter...Posted his first career multi-home run game in the middle game of the series with Southern Miss (2/23).

Youngstown State (2/15-16): Scored all three times he reached base in the series opener and finale...Walked and scored one run in the opener...Went 2-for-4 in game three with an RBI and a pair of runs scored. **UAB (2/20):** Finished 1-for-3 with one RBI. **Southern Miss (2/22-24):** Went 5-for-8 in the first two games of the series...Tallied two hits in series opener...Homered twice with three RBIs and three runs scored in 3-for-4 performance in the middle game of the series. **Frisco Classic (3/1-2):** vs. *Sam Houston State* (3/1): Reached on error and scored one run. vs. *Texas Tech* (3/2): Singled once in five plate appearances. **ECU (3/5):** Reached on a walk and executed a sacrifice bunt. **Maine (3/8-10):** Tallied three hits and four RBIs in the series...Hit a two-run home run in middle game of the series...Collected an RBI single hit a solo home run in the series finale. **at Florida (3/15-16):** Appeared in three games, starting the first two at catcher...Tallied three hits, a double and an RBI in game two. **at Samford (3/20):** Tallied first career triple...Also walked twice and scored a run. **Auburn (3/22-24):** Started all three games at catcher...Hit .429 (6-for-14) on the weekend...Plated seven RBIs and scored six runs in the three games...Singled to drive in an RBI in the series opener...Plated the eventual game winning run with an RBI single in the first inning of the middle game in the series...Scored two runs in the second game...Went 4-for-5 with four runs scored and five RBIs in the series finale...Also walked and stole one base...Drove in the final three runs in the 20-15 victory with a three-run home run. **Mississippi Valley State (3/26):** Entered as a defensive replacement in the seventh inning...Went 2-for-2 at the plate with three RBIs and one run scored...Had a two-RBI single in the seventh and an RBI single in the eighth. **LSU (3/28-30):** Started all three games at catcher...Hit .333 (4-for-12) in the series...Posted two hits in the series opener...Singled once in the middle game of the series and the series finale. **ULM (4/3):** Started at catcher and went 2-for-3 with six RBIs...Hit a first-inning grand slam...Plated two runs with a fourth-inning single. **at Tennessee (4/5-7):** Started all three games at catcher...Singled for his lone hit in both the first and second game of the series...Was hit-by-pitch twice and scored one run in the series finale. **South Alabama (4/10):** Started at catcher and reached base twice...Singled in the second inning...Was hit by a pitch in the fourth. **Alabama (4/12/14):** Started all three games at catcher...Posted one hit in each game of the series...Hit a three-run home run in the middle game of the series...Singled to drive in a run in the first inning of the series finale...Also walked in the finale. **Texas Southern (4/16):** Entered as a defensive replacement in the eighth inning...Hit a two-run home run in the eighth inning to cap the scoring. **at Arkansas (4/18-20):** Started at catcher in all three games...Posted one hit and score one run in each of the first two games in the series...Went 1-for-4 with a double and run scored in the series opener...Single, was hit by a pitch and scored a run in the middle game of the series. **vs. Ole Miss (4/23):** Went 1-for-4 with an RBI...Used a sacrifice fly to score the fourth run of the game in the sixth inning. **Georgia (4/26-28):** Drove in at least one RBI in each game of the series...Homered and walked in the series opener...Hit a three-run home run in the sixth inning...Had a sacrifice fly in the seventh inning...Singled to drive in the fifth run of the game in the eighth inning. **at Texas A&M (5/3-4):** Started all three games at catcher...Reached base in each game...Doubled to drive in the second run of the game in the series opener...Walked twice in the middle game of the series...Singled in the second inning for his lone hit of the game. **Memphis (5/8):** Started at designated hitter and went 1-for-3 with a single. **at Ole Miss (5/10-12):** Started all three games behind the plate...Went 1-for-3 with a double and a walk in the middle game of the series...Scored a pair of runs...Chipped in three hits in the series finale...Had a pair of singles in the nine-run fourth inning...Started the two-out rally with a single and scored...Drove in the final run of the fourth inning with an RBI single. **Louisiana Tech (5/14):** Went 1-for-4 with a third-inning RBI single. **South Carolina (5/16-18):** Started all three games at catcher...Hit a grand slam in the series opener...Also walked in the first game of the series...Reached on a fielder's choice and scored a run in the middle game...Singled, walked twice and scored a run in the series finale. **SEC Tournament (5/22-24):** Started all three games, with a starts at catcher bookending a start at designated hitter. vs. *LSU* (5/22): Went 2-for-7 with a walk...Drove in the second run of the game with a sacrifice fly in the first inning. vs. *LSU* (5/24): Reached base three times, going 2-for-3 and getting hit by a pitch...Drove in an RBI with a third-inning single. **NCAA Starkville Regional (5/31-6/2):** Started all three games at catcher...Hit .417 (5-for-12) with four runs scored and two RBIs. *Southern* (5/31): Went 2-for-4 with a walk and two runs scored...Singled and scored in both the fifth and eighth innings. *Central Michigan* (6/1): Singled and scored in the first and third innings. *Miami (Fla.)* (6/2): Drove in the eventual game-winning run with a fourth-inning RBI single...Was also hit by a pitch in the ninth inning. **NCAA Super Regional (6/8-9):** Started both games at catcher...Hit .500 for the series with five RBIs...Collected a pair of doubles and drove in two RBIs in the series opener...Doubled and scored in the second inning...Doubled to drive in two RBIs in the third inning...Posted two hits in the second game of the series...Had a three-RBI triple to give MSU the lead in the third inning...Also walked and singled.

Skelton's Single-Game Career Highs

At-Bats	7	vs. LSU, 5/22/19	Total Bases	9	Southern Miss, 2/23/19
Runs	4	Auburn, 3/24/19	Walks	2	Six Times; Last South Carolina, 5/18/19
Hits	4	Auburn, 3/24/19	Strikeouts	3	Three Times; Last Central Michigan, 6/1/19
RBIs	6	ULM, 4/3/19	Stolen Bases	1	Three Times; Last Miami, 6/2/19
Doubles	2	Twice; Last at Alabama State, 4/11/18			
Triples	1	at Samford, 3/20/19			
Home Runs	2	Southern Miss, 2/23/19			

Skelton's Career Statistics

	Avg	GP-GS	AB	R	H	2B	3B	HR	RBI	TB	SLG%	BB	HBP	SO	GDP	OB%	SF	SH	SB-ATT	PO	A	E	FLD%
2017	.206	34-17	68	1	14	2	0	0	10	16	.235	8	1	21	1	.295	1	1	0-0	163	35	7	.966
2018	.238	47-38	122	18	29	7	0	1	13	39	.320	13	6	28	3	.338	1	8	0-1	313	55	3	.992
2019	.308	58-54	201	36	62	6	1	10	50	100	.498	19	6	50	3	.378	4	4	3-5	485	73	2	.996
Career	.269	139-109	391	55	105	15	1	11	73	155	.396	40	13	99	7	.351	6	13	3-6	961	163	12	.989

2019 Game-by-Game

Opponent (Date)	AB	R	H	RBI	BB
YOUNGSTOWN STATE (F15) *	4	1	--	--	1
YOUNGSTOWN STATE (F16) *	4	2	2	1	--
YOUNGSTOWN STATE (F16)			-DNP-		
UAB (F20) *	3	1	1	1	--
SOUTHERN MISS (F22) *	4	--	2	--	--
SOUTHERN MISS (F23) *	4	3	3	3	--
SOUTHERN MISS (F24) *	4	--	--	--	--
JACKSON STATE (F26) *			-DNP-		
SOUTHEASTERN LOUISIANA (F27) *	3	--	--	--	--
vs. Sam Houston State (Mr1) *	4	--	--	--	--
vs. Texas Tech (Mr2) *	5	--	1	--	--
EAST CAROLINA (Mr5) *	2	--	--	--	1
ARKANSAS-PINE BLUFF (Mr6)	--	--	--	--	--
MAINE (Mr8) *	3	--	--	--	--
MAINE (Mr8) *	4	1	1	2	--
MAINE (Mr10) *	3	1	2	2	1
GRAMBLING (Mr13)			-DNP-		
at Florida (Mr15) *	2	1	--	--	2
at Florida (Mr16) *	5	--	3	1	--
at Florida (Mr16)	1	--	1	--	--
LITTLE ROCK (Mr19)			-DNP-		
at Samford (Mr20) *	3	1	1	--	2
AUBURN (Mr22) *	5	--	1	1	--
AUBURN (Mr23) *	4	2	1	1	1
AUBURN (Mr24) *	5	4	4	5	1
MISSISSIPPI VALLEY STATE (Mr26)	2	1	2	3	--
LSU (Mr28) *	4	--	2	--	--
LSU (Mr29) *	4	--	1	--	--
LSU (Mr30) *	4	--	1	--	--
ULM (A3) *	3	2	2	6	--
at Tennessee (A5) *	5	--	1	--	--
at Tennessee (A6) *	4	--	1	--	--
at Tennessee (A7) *	2	1	--	--	--
SOUTH ALABAMA (A10) *	3	--	1	--	--
ALABAMA (A12) *	4	--	1	--	--
ALABAMA (A13) *	3	1	1	3	--
ALABAMA (A14) *	4	--	1	1	1
TEXAS SOUTHERN (A16)	1	1	1	2	--
at Arkansas (A18) *	4	1	1	--	--
at Arkansas (A19) *	3	1	1	--	--
at Arkansas (A20) *	3	--	--	--	--
vs. Ole Miss (A23) *	4	--	1	1	--
GEORGIA (A26) *	2	1	1	3	1
GEORGIA (A27) *	3	--	--	1	--
GEORGIA (A28) *	3	--	1	2	--
at Texas A&M (My3) *	4	--	1	1	--
at Texas A&M-1 (My4) *	1	--	--	--	2
at Texas A&M-2 (My4) *	3	--	1	--	--
MEMPHIS (My8) *	3	--	1	--	--
at Ole Miss (My10) *	4	--	--	--	--
at Ole Miss (My11) *	3	2	1	--	1
at Ole Miss (My12) *	5	1	3	1	--
LOUISIANA TECH (My14) *	4	--	1	1	--
SOUTH CAROLINA (My16) *	4	1	1	4	1
SOUTH CAROLINA (My17) *	5	1	--	--	--
SOUTH CAROLINA (My18) *	3	1	1	--	2
vs. LSU (My22) *	7	--	2	1	1
vs. Vanderbilt (My23) *	3	--	--	--	--
vs. LSU (My24) *	3	--	2	1	--
SOUTHERN (My31) *	4	2	2	1	1
CENTRAL MICHIGAN (Jun1) *	5	2	2	--	--
MIAMI (Jun2) *	3	--	1	1	--
STANFORD (Jun8) *	4	1	2	2	--
STANFORD (Jun9) *	4	--	2	3	1

* - Denotes Game Started



2019 Game-by-Game

Opponent (Date)	AB	R	H	RBI	BB
YOUNGSTOWN STATE (F15)	1	--	1	1	--
YOUNGSTOWN STATE (F16)	1	--	--	--	--
YOUNGSTOWN STATE (F16)			-DNP-		
UAB (F20)			-DNP-		
SOUTHERN MISS (F22)			-DNP-		
SOUTHERN MISS (F23)			-DNP-		
SOUTHERN MISS (F24)			-DNP-		
JACKSON STATE (F26)	--	1	--	--	2
SOUTHEASTERN LOUISIANA (F27)	1	--	--	--	--
vs. Sam Houston State (Mr1)			-DNP-		
vs. Texas Tech (Mr2)			-DNP-		
EAST CAROLINA (Mr5)	1	--	--	--	--
ARKANSAS-PINE BLUFF (Mr6) *	2	--	1	--	--
MAINE (Mr8)			-DNP-		
MAINE (Mr8)			-DNP-		
MAINE (Mr10)			-DNP-		
GRAMBLING (Mr13)	3	--	2	2	--
at Florida (Mr15)	2	--	1	1	1
at Florida (Mr16)	5	--	2	1	--
at Florida (Mr16)	2	1	2	--	--
LITTLE ROCK (Mr19)	3	1	2	2	1
at Samford (Mr20)	2	--	--	--	--
AUBURN (Mr22) *	3	--	--	--	--
AUBURN (Mr23) *	2	--	--	--	--
AUBURN (Mr24)			-DNP-		
MISSISSIPPI VALLEY STATE (Mr26)	2	--	1	1	--
LSU (Mr28) *	3	1	2	--	1
LSU (Mr29) *	3	1	--	--	1
LSU (Mr30) *	3	--	1	--	--
ULM (A3)	1	--	1	1	--
at Tennessee (A5)	1	--	--	--	--
at Tennessee (A6) *	2	--	--	--	--
at Tennessee (A7)			-DNP-		
SOUTH ALABAMA (A10) *	4	--	1	--	--
ALABAMA (A12)			-DNP-		
ALABAMA (A13)			-DNP-		
ALABAMA (A14)	2	--	--	--	--
TEXAS SOUTHERN (A16) *	3	--	1	--	1
at Arkansas (A18) *	3	--	--	1	--
at Arkansas (A19)	1	--	--	--	--
at Arkansas (A20) *	2	--	--	--	--
vs. Ole Miss (A23)	2	1	--	--	--
GEORGIA (A26)	1	--	--	1	--
GEORGIA (A27)	1	--	1	--	--
GEORGIA (A28)	1	--	--	--	--
at Texas A&M (My3)			-DNP-		
at Texas A&M-1 (My4)			-DNP-		
at Texas A&M-2 (My4)			-DNP-		
MEMPHIS (My8)			-DNP-		
at Ole Miss (My10)			-DNP-		
at Ole Miss (My11)			-DNP-		
at Ole Miss (My12)	1	1	1	--	1
LOUISIANA TECH (My14)			-DNP-		
SOUTH CAROLINA (My16) *	3	3	2	1	--
SOUTH CAROLINA (My17) *	4	2	2	4	--
SOUTH CAROLINA (My18) *	3	--	--	--	--
vs. LSU (My22) *	4	1	2	--	--
vs. Vanderbilt (My23) *	4	--	--	--	--
vs. LSU (My24) *	2	--	--	--	--
SOUTHERN (My31) *	4	1	2	2	1
CENTRAL MICHIGAN (Jun1) *	4	--	3	2	--
MIAMI (Jun2) *	4	--	--	--	--
STANFORD (Jun8) *	3	1	2	1	--
STANFORD (Jun9)	2	--	--	--	--

* - Denotes Game Started

2019 Biography

Career Notes & Records
Draft: Chosen in the 39th round of the 2017 MLB First Year Player Draft by the Los Angeles Angels.

2019 Season
Awards: Selected to the NCAA Starkville Regional All-Tournament Team at designated hitter.

Season: Appeared in 43 games with 27 starts...Started one game in left field, eight in right field and 17 at designated hitter...Started the series finale at Florida (3/16) in left field...Started all three games in right field versus South Carolina (5/16-18).

Youngstown State (2/15-16): Played in two of the three games...Entered as a pinch-hitter in the season opener...Posted an RBI single...Came into game two as a defensive substitution at first base. **Jackson State (2/26):** Pinch-hit in the seventh...Walked twice and scored once. **Arkansas-Pine Bluff (3/6):** Started at designated hitter and went 1-for-2. **Grambling (3/13):** Posted a pair of extra-base hits...Drove in two RBIs...Had an RBI double and RBI triple in the game...Triple was first of his career. **at Florida (3/15-16):** Started all three games, twice at DH and once in left field...Tallied five hits over the weekend...Earned one RBI in both games one and two...Collected two hits, a double and scored in finale. **Little Rock (3/19):** Tallied two hits, one of them a triple...Drove in two RBIs...Also walked and executed his first stolen base of the season. **Auburn (3/22-24):** Started the first two games of the series at designated hitter. **Mississippi Valley State (3/26):** Pinch hit and was 1-for-2 with one RBI. **LSU (3/28-30):** Started all three games as the designated hitter...Opened the series by reaching base three times, including a pair of hits...Singled in the second and fourth innings, scoring a run in the fourth...Walked and stole a base in the fifth inning...Walked and scored in the middle game of the series...Singled for his lone hit in the series finale. **ULM (4/3):** Was 1-for-1 after entering as a pinch runner...Drove in a run with a sixth-inning single. **at Tennessee (4/5-7):** Appeared in two games, including a start at designated hitter in the middle game of the series. **South Alabama (4/10):** Got the start at designated hitter and went 1-for-4. **Alabama (4/12/14):** Appeared in the series finale as a pinch hitter. **Texas Southern (4/16):** Started at designated hitter and went 1-for-3 with a walk. **at Arkansas (4/18-20):** Appeared in all three games, starting the series opener and series finale at designated hitter...Drove in one RBI in the series opener with an eight-inning ground out. **vs. Ole Miss (4/23):** Entered as a pinch hitter and stayed in the game to play right field...Reached base via a fielder's choice in the eighth inning and scored the final run of the game. **Georgia (4/26-28):** Made a pinch-hit appearance in each game of the series...Owned one plate appearance in each game...Had an RBI ground out in the series opener...Singled in the middle game of the series. **at Ole Miss (5/10-12):** Entered the series finale as a pinch runner in the fourth inning and scored a run...Stayed in the game to play right field...Walked and collected a hit in two plate appearances in the finale. **South Carolina (5/16-18):** Started all three games in right field...Hit .400 (4-for-10) on the weekend with a 1.300 slugging percentage...Three of his four hits were home runs...Was on base in all three plate appearances in the series opener...Reached on an error and scored a run in the third inning...Led off the fourth inning with a solo home run...Singled and scored in the fifth inning...Was 2-for-4 with a pair of home runs in the middle game of the series...Hit a solo home run to lead off the seventh inning and give MSU its first lead of the game...Blasted a two-run home run to straight-away center field in the eighth inning. **SEC Tournament (5/22-24):** Started all three games in right field. **vs. LSU (5/22):** Went 2-for-4 with a double and a run scored...Started the second inning with a double and came in to score. **NCAA Starkville Regional (5/31-6/2):** Appeared in all three games with starts in right field and at designated hitter...Hit .417 (5-for-12) with one run scored and four RBIs. **Southern (5/31):** Started in right field and went 2-for-4 with a run score and two RBIs...Added one walk...Doubled to drive in two RBIs in the fifth inning...Reached on a fielder's choice and scored a run in the seventh. **Central Michigan (6/1):** Went 3-for-4 with two RBIs in a start in right field...Plated RBIs with singles in the first and third innings. **Miami (Fla.) (6/2):** Made the start at designated hitter. **NCAA Super Regional (6/8-9):** Appeared in both games with one start at designated hitter...Made the start in game one and went 2-for-3 with one run scored and one RBI...Singled to plate the game-tying run in the second inning...Doubled and scored in the forth inning...Appeared as a pinch hitter in the second game of the series.

Hatcher's Single-Game Career Highs

At-Bats	6	Twice: Last at Alabama State, 4/11/18	Total Bases	9	vs. UC Santa Barbara, 2/23/18
Runs	3	South Carolina, 5/16/19	Walks	2	Five Times; Last Jackson State, 2/26/19
Hits	4	Twice: Last Alcorn State, 3/20/18	Strikeouts	3	Four Times; Last at Auburn, 4/14/18
RBIs	4	South Carolina, 5/17/19	Stolen Bases	1	Seven Times; Last Central Michigan, 6/1/19
Doubles	2	Alcorn State, 3/20/18			
Triples	1	Twice: Last Little Rock, 3/19/19			
Home Runs	2	Twice: Last South Carolina, 5/17/19			

Hatcher's Career Statistics

	Avg	GP-GS	AB	R	H	2B	3B	HR	RBI	TB	SLG%	BB	HBP	SO	GDP	OB%	SF	SH	SB-ATT	PO	A	E	FLD%
2018	.259	48-44	174	25	45	4	0	3	16	58	.333	20	4	47	5	.345	2	4	4-5	209	13	0	1.000
2019	.323	41-26	96	14	31	5	2	3	20	49	.510	9	1	21	1	.387	0	0	3-4	13	1	1	.933
Career	.281	89-70	270	39	76	9	2	6	36	107	.396	29	5	68	6	.359	2	4	7-9	222	14	1	.996

11 | Jordan Westburg

IF / R/R | 6-3 | 191 | So.
New Braunfels, Texas

Major: Business Administration



2019 Biography

Career Notes & Records

Game: 2019: Equaled the school record for at-bats with eight against LSU (5/22) at the SEC Tournament. **2018:** Tied the NCAA College World Series and set a Mississippi State single-game CWS standard with seven RBIs against North Carolina (6/19)...That total equaled the marks of *Carl Thomas* (Arizona, 1954), *Stan Holmes* (Arizona State, 1981), *Mark Kotsay* (Cal State Fullerton, 1994), *Wes Rachels* (USC, 1998) and *Kris Bennett* (Tennessee, 2011)...Hit the 48th grand slam at the College World Series and only grand slam in Omaha during the 2018 series.

2019 Season

Awards: Earned SEC Player of the Week on March 25 after hitting .556 with 11 RBIs on the week, including a .583 average in three games versus then-No. 16 Auburn to help MSU to the series win.

Season: Started 63 games at shortstop...Has reached base in 60 of 63 games...Owns four double-digit reached base streaks...Reached base in 14-straight games to start the season...Had a double and a home run in three-straight games from March 23-26.

Youngstown State (2/15-16): Collected five hits, seven runs, three RBIs and three walks in the series...Tallied four hits – including a double – with two RBIs in the season opener...Scored three runs on opening day...Walked twice and scored a pair of runs in the middle game of the series...Tripled, drove in a run and scored twice in the series finale. **UAB (2/20):** Reached base via walk. **Southern Miss (2/22-24):** Tallied four hits in the series...Posted an RBI single and stole a base in the middle game of the series...Chipped in two hits – including a double – and scored three runs in series finale. **Jackson State (2/26):** Went 2-for-6 with a double and three RBIs. **Southeastern Louisiana (2/27):** Grabbed two hits, walked and scored twice. **Frisco Classic (3/1-2):** vs. *Sam Houston State* (3/1): Went 1-for-4. vs. *Texas Tech* (3/2): Double for his lone hit in five at-bats. **ECU (3/5):** Went 3-for-3 with a double...Walked and scored a run. **Arkansas-Pine Bluff (3/6):** Scored one run after a hit-by-pitch. **Maine (3/8-10):** Started the first two games of the series...Hit a three-run home run and chipped in an RBI single in series opener...Totaled four RBIs. **Grambling (3/13):** Collected two hits in five at-bats...Posted an RBI triple. **at Florida (3/15-16):** Tallied a hit in each games...Doubled and drove in a RBI in each of last two games of series. **Little Rock (3/19):** Went 3-for-5 with a pair of RBIs...Also walked and scored twice. **at Samford (3/20):** Earned an RBI on a fielder's choice. **Auburn (3/22-24):** Hit .583 (7-for-12), walked twice and was hit-by-pitch once in three starts at shortstop...Drove in eight RBIs and scored six runs in the series...Five of seven hits went for extra bases...Was 2-for-3 with a walk and hit-by-pitch in the series opener...Went 3-for-4 with five RBIs and one run scored in the middle game of the series...Doubled to drive in the first run of the game...Drove in two runs with a fifth inning single...Hit a solo home run in the eighth inning...Reached base and scored in his final four at bats in the series finale...Went 2-for-5 in the finale with one hit-by-pitch...Hit a two-out, two-strike, two-run home run in the fifth inning...Was hit-by-pitch and scored in the seventh inning...Doubled in the go-ahead run in the eighth inning of the finale. **Mississippi Valley State (3/26):** Drove in four RBIs and scored three times in a 3-for-5 day at the plate...Also walked and stole one base...Hit a three-run home run in the third inning...Drove in one run with a single in the eighth. **LSU (3/28-30):** Started all three games at shortstop and posted multiple hits in each game...Hit .429 (6-for-14) on the weekend with three extra base hits...Doubled twice and plated one RBI in the series opener...Reached base three times in the middle game of the series...Walked and scored in the fourth inning...Hit a two-run home run in the fifth inning...Singled in the ninth...Singled twice in the series finale. **ULM (4/3):** Was 1-for-2 with a walk...Scored two runs...Plated two RBIs in the fourth inning, one on a singled in his first at bat in the frame and another on a sacrifice fly. **at Tennessee (4/5-7):** Started all three games at shortstop...Walked in the series opener...Singled twice and scored a run in the series finale. **South Alabama (4/10):** Started at shortstop and reached base three times...Doubled to drive in an RBI and scored a run in the third inning...Walked in the fifth and seventh innings, scoring a run in the seventh. **Alabama (4/12-14):** Started all three games at shortstop...Went 4-for-12 on the weekend with six RBIs and four runs scored...Hit a three-run home run in the second inning of the series opener...Reached base three times with a pair of singles and a walk in the middle game of the series...Singled and scored in the fourth...Singled to drive in one RBI in the fifth inning...Walked in the eighth...Was on base three times in the series finale, twice via base on balls and once with a double...Walked and scored in the first inning...Doubled to plate one RBI and came around to score in the seventh...Walked in the eighth. **Texas Southern (4/16):** Was 1-for-4 with a single...Also reached on an error. **at Arkansas (4/18-20):** Started all three games at shortstop...Reached base safely in all three contests...Walked in the series opener...Singled, walked and scored a run in the middle game of the series...Singled in the series finale. **vs. Ole Miss (4/23):** Was on base three times, reaching via walk, error and fielder's choice...Reached on an error and scored in the sixth inning...Got aboard via an RBI fielder's choice in the seventh and came around to score. **Georgia (4/26-28):** Reached base at least twice and scored once in each game of the series...Started all three games at shortstop...Walked, singled and doubled in the series opener...Drove in three RBIs on a fifth-inning double and came around to score in the opener...Had two hits in the middle game of the series...Doubled and scored a run in the seventh inning...Singled and walked in the series finale...Posted a base hit and came around to score in the fifth inning. **at Texas A&M (5/3-4):** Started all three games at shortstop...Reached base via hit-by-pitch and error in the series opener...Scored one run in

Westburg's Single-Game Career Highs

At-Bats	8	vs. LSU, 5/22/19	Total Bases	7	Four Times; Last Mississippi Valley State, 3/26/19
Runs	4	Auburn, 3/24/19	Walks	2	Five Times; Last Southern, 5/31/19
Hits	4	Twice; Last Youngstown State, 2/15/19	Strikeouts	4	vs. LSU, 5/22/19
RBIs	7	vs. North Carolina, 6/19/18	Stolen Bases	2	Southern, 5/31/19
Doubles	3	at Kentucky, 5/13/18			
Triples	1	Twice; Last Grambling, 3/13/19			
Home Runs	1	Eight Times; Last Alabama, 4/12/19			

Westburg's Career Statistics


	Avg	GP-GS	AB	R	H	2B	3B	HR	RBI	TB	SLG%	BB	HBP	SO	GDP	OB%	SF	SH	SB-ATT	PO	A	E	FLD%
2018	.248	42-31	121	18	30	11	0	2	30	47	.388	10	4	35	2	.319	3	1	0-0	11	38	4	.925
2019	.296	61-61	243	64	72	19	2	6	59	113	.465	38	11	63	3	.409	4	0	6-6	69	140	12	.946
Career	.280	103-92	364	82	102	30	2	8	89	160	.440	48	15	98	5	.380	7	1	6-6	80	178	16	.942

2019 Game-by-Game

Opponent (Date)	AB	R	H	RBI	BB
YOUNGSTOWN STATE (F15) *	5	3	4	2	0
YOUNGSTOWN STATE (F16) *	3	2	0	0	2
YOUNGSTOWN STATE (F16) *	1	2	1	1	1
UAB (F20) *	3	0	0	0	1
SOUTHERN MISS (F22) *	4	0	1	0	0
SOUTHERN MISS (F23) *	4	0	1	1	1
SOUTHERN MISS (F24) *	5	3	2	0	0
JACKSON STATE (F26) *	6	2	2	3	0
SOUTHEASTERN LOUISIANA (F27) *	3	3	2	0	1
vs. Sam Houston State (Mr1) *	4	0	1	0	0
vs. Texas Tech (Mr2) *	5	0	1	0	0
EAST CAROLINA (Mr5) *	3	1	3	0	1
ARKANSAS-PINE BLUFF (Mr6) *	4	1	0	0	0
MAINE (Mr8) *	4	1	2	4	1
MAINE (Mr8) *	2	0	0	0	0
MAINE (Mr10)			-DNP-		
GRAMBLING (Mr13) *	5	2	2	1	1
at Florida (Mr15) *	5	1	1	--	--
at Florida (Mr16) *	5	1	1	1	--
at Florida (Mr16) *	4	--	1	1	--
LITTLE ROCK (Mr19) *	5	2	3	2	1
at Samford (Mr20) *	4	--	--	1	1
AUBURN (Mr22) *	3	1	2	--	1
AUBURN (Mr23) *	4	1	3	5	1
AUBURN (Mr24) *	5	4	2	3	--
MISSISSIPPI VALLEY STATE (Mr26) *	5	3	3	4	1
LSU (Mr28) *	5	--	2	1	--
LSU (Mr29) *	4	2	2	3	1
LSU (Mr30) *	5	--	2	--	--
ULM (A3) *	2	2	1	2	1
at Tennessee (A5) *	4	--	--	--	1
at Tennessee (A6) *	4	--	--	--	--
at Tennessee (A7) *	5	1	2	--	--
SOUTH ALABAMA (A10) *	2	2	1	1	2
ALABAMA (A12) *	5	1	1	3	--
ALABAMA (A13) *	4	1	2	1	1
ALABAMA (A14) *	3	2	1	2	2
TEXAS SOUTHERN (A16) *	4	--	1	--	--
at Arkansas (A18) *	3	--	--	--	1
at Arkansas (A19) *	3	1	1	--	1
at Arkansas (A20) *	4	--	1	--	--
vs. Ole Miss (A23) *	4	2	--	1	1
GEORGIA (A26) *	5	1	2	3	1
GEORGIA (A27) *	4	1	2	1	--
GEORGIA (A28) *	3	1	1	--	1
at Texas A&M (My3) *	4	1	--	--	--
at Texas A&M-1 (My4) *	3	--	--	--	--
at Texas A&M-2 (My4) *	3	--	--	--	1
MEMPHIS (My8) *	4	1	--	--	1
at Ole Miss (My10) *	3	1	2	--	1
at Ole Miss (My11) *	3	1	--	1	2
at Ole Miss (My12) *	5	1	--	2	1
LOUISIANA TECH (My14) *	5	--	2	--	--
SOUTH CAROLINA (My16) *	5	2	1	2	1
SOUTH CAROLINA (My17) *	4	2	1	1	1
SOUTH CAROLINA (My18) *	5	1	1	1	--
vs. LSU (My22) *	8	1	1	1	--
vs. Vanderbilt (My23) *	3	--	--	--	--
vs. LSU (My24) *	2	--	--	--	1
SOUTHERN (My31) *	3	1	1	2	2
CENTRAL MICHIGAN (Jun1) *	5	1	1	--	--
MIAMI (Jun2) *	4	1	2	2	--
STANFORD (Jun8)	5	2	2	1	--
STANFORD (Jun9)	3	2	1	1	--

* - Denotes Game Started

the first game of the series...Walked in the series finale. **Memphis (5/8):** Walked and scored a run in the first inning. **at Ole Miss (5/10-12):** Reached base in all three games...Started each game of the series at shortstop...Was 2-for-3 with a walk and a runs scored in the series opener...Walked twice, scored a run and plated one RBI in the middle game of the series...Drew a bases loaded walk in the third inning to open the scoring for MSU...Walked, scored a run and drove in two RBIs in the series finale...Plated the first MSU run of the game with a second-inning ground out...Drew a bases loaded walk to drive in an RBI in the nine-run fourth inning. **Louisiana Tech (5/14):** Went 2-for-5 with a double. **South Carolina (5/16-18):** Collected one hit in each game, with at least one RBI and one runs scored in each of his three starts at third base...Was on base three times in the series opener, reaching via walk, single and hit-by-pitch...Drew a bases loaded walk in the third inning...Singled to drive in an RBI in the fourth...Scored two runs in the opener...Reached base twice and scored two runs in the middle game of the series...Singled to drive in an RBI in the seventh and came around to score...Walked and scored in the eighth...Was on base twice in the series finale...Reached on a fielder's choice in the seventh and scored...Singled to drive in an RBI in the eighth. **SEC Tournament (5/22-24):** Started all three games at shortstop...Reached base in all three games. *vs. LSU (5/22):* Went 1-for-8 with one RBI and one run scored...Was hit by a pitcher and scored a run in the first inning...Singled to drive in an RBI in the second inning. *vs. Vanderbilt (5/23):* Was hit by a pitch in four plate appearances. *vs. LSU (5/24):* Walked in three plate appearances. **NCAA Starkville Regional (5/31-6/2):** Started all three games at shortstop...Collected at least one hit in each game. *Southern (5/31):* Was on base three times, scored one run, drove in one RBI and stole two bases...Walked, stole two bases and scored a run in the third inning...Drove in the eventual game-winning runs in the seventh inning with a two-RBI single. *Central Michigan (6/1):* Singled and scored in the first inning. *Miami (Fla.) (6/2):* Had a pair of hits, including one double...Doubled and scored in the fourth inning...Singled to plate two RBIs in the eighth inning. **NCAA Super Regional (6/8-9):** Started both games at shortstop...Reached base safely twice and scored two runs in both games...Went 2-for-5 with two runs scored and one RBI in the series opener...Doubled and scored a run in the third inning...Reached on an error to drive in a run and came around to score in the fourth inning...Singled in the eighth...Was 1-for-3 with two runs scored and one RBI...Was hit by a pitch in the third inning and came around to score...Hit a sacrifice fly in the fourth inning...Singled and scored in the ninth inning.






12 | Hayden Jones

C | L/R | 6-0 | 185 | Fr.
Huntertown, Ind.

Major: Undeclared



2019 Biography

Season: Appeared in 27 games with 14 starts...Owns five starts at catcher and nine at designated hitter...Made his MSU debut as a pinch-hitter against Youngstown State (2/15) in the season opener...Hit 400-foot solo home run versus Youngstown State (2/16) for his first collegiate hit

Youngstown State (2/15-16): Appeared in all three games...Made his Diamond Dawg debut as pinch-hitter...Came in as a defensive replacement at catcher in the middle game...Made his first start at catcher in the series finale...Hit a 400-foot home run for his first collegiate hit. **Southern Miss (2/22-24):** Started two games...Grabbed a hit in each game...Went 1-for-2 in the first game...Doubled in the series finale. **Jackson State (2/26):** Started at designated hitter and was hit-by-pitch. **Southeastern Louisiana (2/27):** Singled and walked after pinch-hitting in the seventh. **Frisco Classic (3/1-2):** Started both games as the designated hitter...Collected two hits in five total at-bats. *vs. Sam Houston State (3/1):* Went 1-for-3 with a double and a run scored. *vs. Texas Tech (3/2):* Singled in two at-bats. **Arkansas-Pine Bluff (3/6):** Pinch hit and drove in pair of runs with a double. **Maine (3/8-10):** Started all three games at designated hitter...Went 2-for-4 with a double in the opener. **Grambling (3/13):** Went 0-for-2 in start at catcher. **at Florida (3/15-16):** Appeared in finale as a pinch hitter. **Little Rock (3/19):** Started at catcher...Hit a two-RBI single. **Mississippi Valley State (3/26):** Made the start at catcher. **at Tennessee (4/5-7):** Appeared in one game...Pinch hit in the middle game of the series. **Alabama (4/12/14):** Started at designated hitter in the series finale. **at Arkansas (4/18-20):** Appeared in the final two games of the series as a pinch hitter...Singled and scored a run in the ninth inning of the series finale. **vs. Ole Miss (4/23):** Entered as a pinch hitter in the ninth inning and walked. **Georgia (4/26-28):** Made a pinch-hit appearance in the series opener. **South Carolina (5/16-18):** Entered the series opener at catcher and made one plate appearance. **SEC Tournament (5/22-24):** *vs. LSU (5/22):* Appeared as a pinch hitter in the ninth inning.

2019 Game-by-Game

Opponent (Date)	AB	R	H	RBI	BB
YOUNGSTOWN STATE (F15)	1	--	--	--	--
YOUNGSTOWN STATE (F16)	1	--	--	--	--
YOUNGSTOWN STATE (F16) *	3	1	1	1	--
UAB (F20)			-DNP-		
SOUTHERN MISS (F22) *	2	--	1	--	--
SOUTHERN MISS (F23)			-DNP-		
SOUTHERN MISS (F24) *	4	--	1	--	--
JACKSON STATE (F26) *	2	--	--	--	--
SOUTHEASTERN LOUISIANA (F27)	1	--	1	--	1
vs. Sam Houston State (Mr1) *	3	1	1	--	--
vs. Texas Tech (Mr2) *	2	--	1	--	--
EAST CAROLINA (Mr5) *	3	--	--	--	--
ARKANSAS-PINE BLUFF (Mr6)	1	--	1	2	--
MAINE (Mr8) *	4	2	2	--	--
MAINE (Mr8) *	2	--	--	--	--
MAINE (Mr10) *	1	--	--	--	--
GRAMBLING (Mr13)	2	--	--	--	--
at Florida (Mr15)			-DNP-		
at Florida (Mr16)			-DNP-		
at Florida (Mr16)	1	--	--	--	--
LITTLE ROCK (Mr19)	3	--	1	2	--
at Samford (Mr20)			-DNP-		
AUBURN (Mr22)			-DNP-		
AUBURN (Mr23)			-DNP-		
AUBURN (Mr24)			-DNP-		
MISSISSIPPI VALLEY STATE (Mr26) *	3	--	--	--	--
LSU (Mr28)			-DNP-		
LSU (Mr29)			-DNP-		
LSU (Mr30)			-DNP-		
ULM (A3)	2	--	--	--	--
at Tennessee (A5)			-DNP-		
at Tennessee (A6)	1	--	--	--	--
at Tennessee (A7)			-DNP-		
SOUTH ALABAMA (A10)			-DNP-		
ALABAMA (A12)			-DNP-		
ALABAMA (A13)			-DNP-		
ALABAMA (A14) *	2	--	--	--	--
TEXAS SOUTHERN (A16)			-DNP-		
at Arkansas (A18)			-DNP-		
at Arkansas (A19)	1	--	--	--	--
at Arkansas (A20)	1	1	1	--	--
vs. Ole Miss (A23)	--	--	--	--	1
GEORGIA (A26)	1	--	--	--	--
GEORGIA (A27)			-DNP-		
GEORGIA (A28)			-DNP-		
at Texas A&M (My3)			-DNP-		
at Texas A&M-1 (My4)			-DNP-		
at Texas A&M-2 (My4)			-DNP-		
MEMPHIS (My8)			-DNP-		
at Ole Miss (My10)			-DNP-		
at Ole Miss (My11)			-DNP-		
at Ole Miss (My12)			-DNP-		
LOUISIANA TECH (My14)			-DNP-		
SOUTH CAROLINA (My16)	1	--	--	--	--
SOUTH CAROLINA (My17)			-DNP-		
SOUTH CAROLINA (My18)			-DNP-		
vs. LSU (My22)	1	--	--	--	--
vs. Vanderbilt (My23)			-DNP-		
vs. LSU (My24)			-DNP-		
SOUTHERN (My31)			-DNP-		
CENTRAL MICHIGAN (Jun1)			-DNP-		
MIAMI (Jun2)			-DNP-		
STANFORD (Jun8)			-DNP-		
STANFORD (Jun9)			-DNP-		

* - Denotes Game Started

Jones' Single-Game Career Highs

At-Bats	4	Twice; Last Maine, 3/8/19	Total Bases	4	Youngstown State, 2/16/19
Runs	2	Last Maine, 3/8/19	Walks	1	Twice; Last vs. Ole Miss, 4/23/19
Hits	2	Last Maine, 3/8/19	Strikeouts	1	Eight Times; Last vs. LSU, 5/22/19
RBIs	2	Twice; Last Little Rock, 3/19/19	Stolen Bases	1	Maine, 3/8/19
Doubles	1	Four Times; Last Maine, 3/8/19			
Triples	---				
Home Runs	1	Youngstown State, 2/16/19			

Jones' Career Statistics


	Avg	GP-GS	AB	R	H	2B	3B	HR	RBI	TB	SLG%	BB	HBP	SO	GDP	OB%	SF	SH	SB-ATT	PO	A	E	FLD%
2019	.224	27-14	49	5	11	4	0	1	5	18	.367	2	1	8	0	.269	0	0	1-2	64	3	2	.971
Career	.224	27-14	49	5	11	4	0	1	5	18	.367	2	1	8	0	.269	0	0	1-2	64	3	2	.971



13 | Peyton Plumlee

RHP | R/R | 6-3 | 201 | Sr.
Olive Branch, Miss.

Major: Kinesiology



2019 Game-by-Game

Opponent (Date)	Dec.	IP	H	R (ER)	BB	K
YOUNGSTOWN STATE (F15)	--	2.0	1	1 (1)	1	2
YOUNGSTOWN STATE (F16)		-DNP-				
YOUNGSTOWN STATE (F16)		-DNP-				
UAB (F20) *	--	4.2	7	2 (2)	--	3
SOUTHERN MISS (F22)		-DNP-				
SOUTHERN MISS (F23)		-DNP-				
SOUTHERN MISS (F24)		-DNP-				
JACKSON STATE (F26)		-DNP-				
SOUTHEASTERN LOUISIANA (F27) *	W	6.0	1	-- (--)	2	9
vs. Sam Houston State (Mr1)		-DNP-				
vs. Texas Tech (Mr2)		-DNP-				
EAST CAROLINA (Mr5)	H	3.0	1	1 (1)	1	4
ARKANSAS-PINE BLUFF (Mr6)		-DNP-				
MAINE (Mr8)		-DNP-				
MAINE (Mr8)		-DNP-				
MAINE (Mr10)	--	0.0	1	3 (3)	1	--
GRAMBLING (Mr13) *	--	3.0	2	-- (--)	--	3
at Florida (Mr15)		-DNP-				
at Florida (Mr16)		-DNP-				
at Florida (Mr16)		-DNP-				
LITTLE ROCK (Mr19)		-DNP-				
at Samford (Mr20) *	--	3.0	6	4(3)	2	3
AUBURN (Mr22)		-DNP-				
AUBURN (Mr23)		-DNP-				
AUBURN (Mr24)		-DNP-				
MISSISSIPPI VALLEY STATE (Mr26)	--	3.2	2	2(2)	3	5
LSU (Mr28)		-DNP-				
LSU (Mr29)		-DNP-				
LSU (Mr30) *	L	2.0	2	1(1)	1	4
ULM (A3)		-DNP-				
at Tennessee (A5)		-DNP-				
at Tennessee (A6) *	L	5.1	2	2 (1)	3	3
at Tennessee (A7)		-DNP-				
SOUTH ALABAMA (A10)		-DNP-				
ALABAMA (A12)		-DNP-				
ALABAMA (A13) *	W	5.0	4	-- (--)	2	2
ALABAMA (A14)		-DNP-				
TEXAS SOUTHERN (A16)		-DNP-				
at Arkansas (A18)		-DNP-				
at Arkansas (A19)		-DNP-				
at Arkansas (A20) *	L	2.0	3	5 (4)	3	1
vs. Ole Miss (A23) *	--	4.0	3	1 (1)	1	3
GEORGIA (A26)		-DNP-				
GEORGIA (A27)		-DNP-				
GEORGIA (A28) *	W	6.1	1	-- (--)	2	5
at Texas A&M (My3)		-DNP-				
at Texas A&M-1 (My4)		-DNP-				
at Texas A&M-2 (My4) *	W	6.0	6	3 (3)	--	1
MEMPHIS (My8)		-DNP-				
at Ole Miss (My10)		-DNP-				
at Ole Miss (My11)		-DNP-				
at Ole Miss (My12) *	W	7.2	7	5(4)	2	3
LOUISIANA TECH (My14)		-DNP-				
SOUTH CAROLINA (My16)		-DNP-				
SOUTH CAROLINA (My17)		-DNP-				
SOUTH CAROLINA (My18) *	L	4.2	5	4 (4)	1	3
vs. LSU (My22)		-DNP-				
vs. Vanderbilt (My23)	--	1.0	--	-- (--)	1	--
vs. LSU (My24)		-DNP-				
SOUTHERN (My31)		-DNP-				
CENTRAL MICHIGAN (Jun1)		-DNP-				
MIAMI (Jun2) *	W	5.0	5	2 (2)	--	3
STANFORD (Jun8)		-DNP-				
STANFORD (Jun9) *	W	6.2	2	1 (1)	1	6

* - Denotes Game Started | (W)in, (L)oss, H(old), (S)ave, (B)low/n Save

2019 Biography

Career Notes & Records

Draft: Chosen in the 31st round of the 2019 MLB First Year Player Draft by the Houston Astros.

2019 Season

Season: Appeared in 20 games with 15 starts on the mound...Owns five midweek starts, eight SEC weekend starts and two starts in the postseason...Started the clinching game in both the NCAA Starkville Regional versus No. 19 Miami (Fla.) (6/2) and NCAA Starkville Super Regional versus No. 3 Stanford (6/9).

Youngstown State (2/15-16): Appeared in a relief role in the season opener...Allowed one run in two innings pitched...Allowed one run on one hit and one walk...Struck out two. **UAB (2/20):** Made his first start of the season...Threw 4 2/3 innings, allowing two runs on seven hits...Struck out three batters. **Southeastern Louisiana (2/27):** Shut out the Lions over six innings in a start...Struck out nine and walked two...Allowed just one hit in collecting the win. **ECU (3/5):** Tossed three innings of relief work while striking out four...Allowed one run. **Maine (3/8-10):** Did not record an out in a relief appearance...Surrendered three runs in the series finale. **Grambling (3/13):** Threw three innings in a start...Struck out three in a scoreless start. **at Samford (3/20):** Started and lasted three innings...Allowed four runs, three earned. **Mississippi Valley State (3/26):** Entered in relief with one out in the first inning...Threw 3 2/3 innings and allowed two runs on two hits...Walked three and struck out five. **LSU (3/28-30):** Made the start in the series finale...Threw two innings...Allowed one run on two hits...Walked one and struck out four in the loss. **at Tennessee (4/5-7):** Made the start on the mound in the middle game of the series...Took the loss after allowing two runs - one earned - on two hits...Struck out three and walked three...Also hit one batter. **Alabama (4/12/14):** Started the middle game of the series and earned the win with five scoreless innings...Allowed four hits, walked two and fanned two. **at Arkansas (4/18-20):** Started the series finale on the mound...Allowed five runs - four earned - on three hits in two innings of work...Walked three and struck out one in the loss. **vs. Ole Miss (4/23):** Threw four innings in a start on the mound...Allowed one run on three hits...Walked one and struck out three. **Georgia (4/26-28):** Made the start in the series finale and threw 6 1/3 scoreless innings...Allowed just one hit, walked two and struck out five to earn the win. **at Texas A&M (5/3-4):** Started the series finale and threw six innings...Scattered six hits and allowed three runs to collect the win and earn a series victory for MSU...Struck out one and didn't walk a batter...Retired 10-straight batters from the third inning through the sixth inning. **at Ole Miss (5/10-12):** Threw 7 2/3 innings to collect the win in the series finale...Allowed five runs - four earned - on seven hits...Walked two and struck out three. **South Carolina (5/16-18):** Threw 4 2/3 innings and allowed four runs on five hits...Walked one and struck out three in the loss. **SEC Tournament (5/22-24):** Made one relief appearance. **vs. Vanderbilt (5/23):** Threw a scoreless eighth inning...Issued only a walk. **NCAA Starkville Regional (5/31-6/2):** Started the finale game of the regional on the mound. **Miami (Fla.) (6/2):** Threw five innings to collect the win...Allowed two runs on five hits...Didn't walk a batter and struck out three. **NCAA Super Regional (6/8-9):** Started the series clinching game...Allowed one run on two hits in 6 2/3 innings of work...Allowed a leadoff home run, but did not allow another hit until a two-out single in the seventh...Walked one, hit one batter and struck out six to earn the win.

Plumlee's Single-Game Career Highs

Innings Pitched	8.0	Indiana State, 2/25/17	Wild Pitches	2	Four Times; Last at Ole Miss, 5/12/19
Fewest Hits	0	Three Times; Last vs. Vanderbilt, 5/23/19	Hit-by-Pitch	2	Auburn, 4/29/17
Fewest Runs	0	14 Times; Last vs. Vanderbilt, 5/23/19	Total Pitches	116	at Ole Miss, 5/12/19
Fewest Earned Runs	0	15 Times; Last vs. Vanderbilt, 5/23/19			
Walks	6	at Georgia, 5/13/17			
Strikeouts	9	Southeastern Louisiana, 2/27/19			

Plumlee's Career Statistics

	ERA	W-L	App	GS	CG	SHO/CBO	SV	IP	H	R	ER	BB	SO	2B	3B	HR	BF	BAA	WP	HBP	BK	SFA	SHA
2017	4.01	6-1	26	8	0	0/1	1	74.0	71	37	33	31	54	12	1	8	326	.256	10	10	0	3	5
2019	3.87	6-4	19	14	0	0/1	0	74.1	59	36	32	26	57	7	3	6	315	.213	9	7	0	1	4
Career	3.94	12-5	45	22	0	0/2	1	148.1	130	73	65	57	111	19	4	14	641	.235	19	17	0	4	9



14 | Riley Self

RHP | R/R | 6-4 | 241 | Jr.
Coldwater, Miss.

Major: Kinesiology



2019 Biography

Career Notes & Records

Career: Is No. 11 on the career appearances list with 70, trailing **Scott Polk** (71; 1995-99) and **Saunders Ramsey** (71; 2002-05) for No. 9 on the list.

2019 Season

Season: Appeared in 21 games, all in relief.

Youngstown State (2/15-16): Pitched one inning of scoreless relief in series finale. **UAB (2/20):** Earned the win with one scoreless inning of work. **Southern Miss (2/22-24):** Pitched in two games in the series...Tossed 1/3 of an inning in first game and allowed one hit...Allowed one run on three hits in the series finale...Did not record an out. **Arkansas-Pine Bluff (3/6):** Threw two scoreless innings. **Grambling (3/13):** Threw one scoreless inning...Allowed one hit and struck out one. **at Florida (3/15-16):** Pitched a scoreless inning in game three...Tallied a pair of strikeouts. **Little Rock (3/19):** Delivered a shutout frame. **Auburn (3/22-24):** Threw two scoreless innings in the series finale...Allowed two hits. **LSU (3/28-30):** Appeared in relief in the middle game of the series...Allowed two runs on three hits in one inning of work...Struck out two. **ULM (4/3):** Threw one inning and allowed just one walk...Struck out one. **South Alabama (4/10):** Notched a hold with two innings of relief...Allowed two runs on four hits...Struck out two and didn't walk a batter. **Alabama (4/12/14):** Threw 1 1/3 innings scoreless in the series finale...Allowed one hit and struck out two. **at Arkansas (4/18-20):** Appeared in the series opener...Threw two innings and allowed two runs on four hits...Walked one and struck out one. **Memphis (5/8):** Tossed two scoreless innings...Allowed one hit, walked one and struck out one. **at Ole Miss (5/10-12):** Threw 1 1/3 innings of relief in the middle game of the series to earn the win...Allowed two runs on two hits...Walked one and struck out two. **South Carolina (5/16-18):** Appeared in the series opener and series finale...Totaled 1 1/3 innings...Threw one inning and allowed one run on three hits in the series opener...Allowed two hits in one-third of an inning during the series finale. **SEC Tournament (5/22-24):** Appeared in the first and third games of the event. vs. **LSU (5/22):** Allowed one hit in 1 2/3 scoreless innings. vs. **LSU (5/24):** Allowed four runs - three earned - on five hits in one-third of an inning. **NCAA Starkville Regional (5/31-6/2):** Appeared in one game in relief. **Central Michigan (6/1):** Didn't allow a run in one inning of work...Walked two allowed one hit.

2019 Game-by-Game

Opponent (Date)	Dec.	IP	H	R (ER)	BB	K
YOUNGSTOWN STATE (F15)			-DNP-			
YOUNGSTOWN STATE (F16)			-DNP-			
YOUNGSTOWN STATE (F16)	--	1.0	--	-- (-)	--	--
UAB (F20)	W	1.0	--	-- (-)	1	--
SOUTHERN MISS (F22)	--	0.1	1	-- (-)	--	--
SOUTHERN MISS (F23)			-DNP-			
SOUTHERN MISS (F24)	--	0.0	3	1 (1)	--	--
JACKSON STATE (F26)			-DNP-			
SOUTHEASTERN LOUISIANA (F27)			-DNP-			
vs. Sam Houston State (Mr1)			-DNP-			
vs. Texas Tech (Mr2)			-DNP-			
EAST CAROLINA (Mr5)			-DNP-			
ARKANSAS-PINE BLUFF (Mr6)	H	2.0	1	-- (-)	--	1
MAINE (Mr8)			-DNP-			
MAINE (Mr8)			-DNP-			
MAINE (Mr10)			-DNP-			
GRAMBLING (Mr13)	--	1.0	1	-- (-)	--	1
at Florida (Mr15)			-DNP-			
at Florida (Mr16)	--	1.0	--	-- (-)	--	2
LITTLE ROCK (Mr19)	--	1.0	--	-- (-)	--	2
at Samford (Mr20)			-DNP-			
AUBURN (Mr22)			-DNP-			
AUBURN (Mr23)			-DNP-			
AUBURN (Mr24)	--	2.0	2	-- (-)	--	--
MISSISSIPPI VALLEY STATE (Mr26)			-DNP-			
LSU (Mr28)			-DNP-			
LSU (Mr29)	--	1.0	3	2 (2)	--	2
LSU (Mr30)			-DNP-			
ULM (A3)	--	1.0	--	-- (-)	1	1
at Tennessee (A5)			-DNP-			
at Tennessee (A6)			-DNP-			
at Tennessee (A7)			-DNP-			
SOUTH ALABAMA (A10)	H	2.0	4	2 (2)	--	2
ALABAMA (A12)			-DNP-			
ALABAMA (A13)			-DNP-			
ALABAMA (A14)	--	1.1	1	-- (-)	--	2
TEXAS SOUTHERN (A16)			-DNP-			
at Arkansas (A18)	--	2.0	4	2 (2)	1	1
at Arkansas (A19)			-DNP-			
at Arkansas (A20)			-DNP-			
vs. Ole Miss (A23)			-DNP-			
GEORGIA (A26)			-DNP-			
GEORGIA (A27)			-DNP-			
GEORGIA (A28)			-DNP-			
at Texas A&M (My3)			-DNP-			
at Texas A&M-1 (My4)			-DNP-			
at Texas A&M-2 (My4)			-DNP-			
MEMPHIS (My8)	--	2.0	1	-- (-)	1	1
at Ole Miss (My10)			-DNP-			
at Ole Miss (My11)	W	1.1	2	2 (2)	1	2
at Ole Miss (My12)			-DNP-			
LOUISIANA TECH (My14)			-DNP-			
SOUTH CAROLINA (My16)	--	1.0	3	1 (1)	--	--
SOUTH CAROLINA (My17)			-DNP-			
SOUTH CAROLINA (My18)	--	0.1	2	-- (-)	--	--
vs. LSU (My22)	--	1.2	1	-- (-)	--	--
vs. Vanderbilt (My23)			-DNP-			
vs. LSU (My24)	--	0.1	5	4 (3)	--	--
SOUTHERN (My31)			-DNP-			
CENTRAL MICHIGAN (Jun1)	ND	1.0	1	-- (-)	2	--
MIAMI (Jun2)			-DNP-			
STANFORD (Jun8)			-DNP-			
STANFORD (Jun9)			-DNP-			

* - Denotes Game Started | (W)in, (L)oss, H(old), (S)ave, (B)low'n Save

Self's Single-Game Career Highs

Innings Pitched	5.0	Texas Tech, 2/19/17	Wild Pitches	1	Six Times; Last Alabama, 4/14/19
Fewest Hits	0	21 Times; Last ULM, 4/3/19	Hit-by-Pitch	1	Four Times; Last Alabama, 4/14/19
Fewest Runs	0	45 Times; Last Central Michigan, 6/1/19	Total Pitches	63	Texas Tech, 2/19/17
Fewest Earned Runs	0	48 Times; Last Central Michigan, 6/1/19			
Walks	4	at Georgia, 5/14/17			
Strikeouts	7	Texas Tech, 2/19/17			

Self's Career Statistics

	ERA	W-L	App	GS	CG	SHO/CBO	SV	IP	H	R	ER	BB	SO	2B	3B	HR	BF	BAA	WP	HBP	BK	SFA	SHA
2017	3.72	5-2	31	0	0	0/1	8	48.1	44	21	20	20	60	5	0	1	208	.246	2	2	0	3	4
2018	3.51	5-0	18	0	0	0/2	1	25.2	20	13	10	12	20	2	1	3	108	.220	1	1	0	2	2
2019	4.81	2-0	21	0	0	0/1	0	24.1	36	14	13	7	17	6	0	2	114	.343	3	1	0	1	0
Career	3.94	12-2	70	0	0	0/4	9	98.1	100	48	43	39	97	13	1	6	430	.267	6	4	0	6	6



2019 Game-by-Game

Opponent (Date)	AB	R	H	RBI	BB
YOUNGSTOWN STATE (F15) *	5	1	1	--	--
YOUNGSTOWN STATE (F16) *	4	3	3	2	--
YOUNGSTOWN STATE (F16) *	5	1	--	--	--
UAB (F20) *	4	--	1	2	--
SOUTHERN MISS (F22) *	4	--	2	--	--
SOUTHERN MISS (F23) *	4	2	2	1	1
SOUTHERN MISS (F24) *	3	1	--	--	2
JACKSON STATE (F26) *	5	3	2	1	1
SOUTHEASTERN LOUISIANA (F27) *	4	1	2	2	1
vs. Sam Houston State (Mr1) *	4	--	2	1	--
vs. Texas Tech (Mr2) *	3	--	1	1	--
EAST CAROLINA (Mr5) *	4	1	1	--	--
ARKANSAS-PINE BLUFF (Mr6) *	5	1	2	1	1
MAINE (Mr8) *	4	1	2	2	1
MAINE (Mr8) *	4	--	--	--	--
MAINE (Mr10) *	4	1	1	1	--
GRAMBLING (Mr13) *	5	4	4	2	1
at Florida (Mr15) *	5	1	2	1	--
at Florida (Mr16) *	5	2	3	2	--
at Florida (Mr16) *	4	--	--	--	--
LITTLE ROCK (Mr19) *	6	2	5	3	--
at Samford (Mr20) *	5	--	3	1	--
AUBURN (Mr22) *	5	--	1	--	--
AUBURN (Mr23) *	6	1	4	--	--
AUBURN (Mr24) *	5	2	2	1	1
MISSISSIPPI VALLEY STATE (Mr26) *	6	3	2	--	--
LSU (Mr28) *	5	1	1	--	--
LSU (Mr29) *	5	1	2	--	--
LSU (Mr30) *	5	--	2	--	--
ULM (A3) *	6	3	5	3	--
at Tennessee (A5) *	6	2	4	2	--
at Tennessee (A6) *	4	--	1	--	--
at Tennessee (A7) *	5	--	1	2	--
SOUTH ALABAMA (A10) *	3	2	1	--	1
ALABAMA (A12) *	5	2	1	--	--
ALABAMA (A13) *	4	1	1	--	1
ALABAMA (A14) *	6	3	2	--	--
TEXAS SOUTHERN (A16) *	4	1	1	--	--
at Arkansas (A18) *	3	--	1	--	--
at Arkansas (A19) *	5	--	1	1	--
at Arkansas (A20) *	4	--	--	--	--
vs. Ole Miss (A23) *	3	1	1	1	--
GEORGIA (A26) *	4	3	3	--	2
GEORGIA (A27) *	5	1	3	1	--
GEORGIA (A28) *	3	2	1	--	2
at Texas A&M (My3) *	5	1	2	--	--
at Texas A&M-1 (My4) *	2	--	1	--	1
at Texas A&M-2 (My4) *	3	1	2	1	1
MEMPHIS (My8) *	5	2	3	--	--
at Ole Miss (My10) *	4	--	1	--	--
at Ole Miss (My11) *	5	1	2	1	--
at Ole Miss (My12) *	5	1	2	1	1
LOUISIANA TECH (My14) *	5	--	--	--	--
SOUTH CAROLINA (My16) *	6	4	1	1	--
SOUTH CAROLINA (My17) *	5	--	--	--	--
SOUTH CAROLINA (My18) *	5	1	1	1	--
vs. LSU (My22) *	7	1	2	--	2
vs. Vanderbilt (My23) *	4	--	--	--	--
vs. LSU (My24) *	3	1	--	--	1
SOUTHERN (My31) *	4	2	--	--	1
CENTRAL MICHIGAN (Jun1) *	5	--	--	--	--
MIAMI (Jun2) *	4	2	3	--	--
STANFORD (Jun8) *	5	--	1	--	--
STANFORD (Jun9) *	5	1	2	--	--

* - Denotes Game Started

2019 Biography

Career Notes & Records

Draft: Selected by the New York Yankees in the 30th round of the 2017 MLB First Year Player Draft...Chosen in the 32nd round of the 2018 MLB First Year Player Draft by the New York Mets...Picked by the New York Mets in the 4th round of the 2019 MLB First Year Player Draft...Became the first Mississippi State baseball student-athlete chosen in the Major League Baseball Draft in three different draft cycles.

Career: Is the first MSU baseball student-athlete to register multiple 100-hit seasons...One of just four SEC baseball student-athletes with back-to-back 100-hit seasons...Owns a hit in 199 of 240 games started (82.9%), 207 of 255 games with at least one plate appearances (81.2%) and 207 of 259 games played (79.9%)...Has reached base in 216 of 240 games started (90.4%), 226 of 255 games with at least one plate appearances (88.6%) and 226 of 259 games played (87.3%)...Surpassed **Jeffrey Rea** (335; 2004-07) at Mississippi State's all-time hits leader with his third hit of the series opener at Tennessee (4/5)...Became the Southeastern Conference's all-time hits leader with his second hit in the middle game of a series versus Georgia (4/27), passing LSU's **Eddie Furniss** (352; 1995-98)...Became just the fifth SEC baseball student-athlete to register 1,000 career at bats in his first plate appearance of the series finale at Ole Miss (5/12).

Season: 2019: Ranks tied for No. 2 in single season hits (103) and at bats (290)... Is tied for No. 8 on the single season doubles charts (22)...Sits No. 10 in single season history in stolen bases (21). **2018:** Recorded 288 at bats to rank No. 3 all-time in Bulldog single-season history...His 101 hits are one of just five 100-hit seasons in Mississippi State history, ranking No. 4 in the single-season record books...Sits tied for No. 8 in single-season history with 22 doubles...His 68 games played ranks tied for No. 10 in Mississippi State history. **2017:** Totaled 278 at bats, which ranks tied for No. 7 in a single season at Mississippi State. **2016:** Hit .408 for the season (84-for-206) to rank No. 7 on the single-season batting charts at MSU.

2019 Season

Awards: Earned second-team All-America from Baseball America...Tabbed third-team All-America by Collegiate Baseball Newspaper...Named first-team All-SEC for the third time in his career...Is the first MSU baseball student-athlete and 16 SEC baseball student-athlete to earn three, first-team All-SEC honors...Named to the SEC All-Defensive Team...Won the Ferriss Trophy as the top baseball student-athlete in Mississippi, as awarded by the Mississippi Sports Hall of Fame...Is the first two-time winner of the award, also claiming it during his freshman season in 2016...Earned his first-career SEC Player of the Week award on April 29 after helping State to a 4-0 week against ranked opponents and breaking the Southeastern Conference's all-time hits record against Georgia.

Season: Started all 64 games in center field...Posted his 300th career hit with his third hit as part of a four-hit night against Grambling (3/13)...Collected five hits against Little Rock (3/19) and ULM (4/3).

Youngstown State (2/15-16): Collected four hits and scored five times in the series...Doubled and scored one run in the season opener...Went 3-for-4 with two doubles, two RBIs and one stolen base in the middle game. **UAB (2/20):** Stole a base and drove in the game-winning run with a two-run single.

Southern Miss (2/22-24): Tallied four hits and scored three times for the weekend...Went 2-for-4 with a stolen base in the series opener...Had two hits and walked in the middle game of the series...Scored twice and drove in a run in second game...Walked twice and scored one run in the series finale. **Jackson State (2/26):** Doubled twice, scored three runs and collected one RBI...Also walked and stole one base. **Frisco Classic (3/1-2):** Picked up three hits between the two games...Drove in a run in each game...vs. *Sam Houston State* (3/1): Went 2-for-4...Plated one RBI with a single. vs. *Texas Tech* (3/2): Singled and hit a sacrifice fly. **ECU (3/5):** Went 1-for-4 with a run scored. **Arkansas-Pine Bluff (3/6):** Posted two hits, including an RBI single...Scored one run. **Maine (3/8-10):** Collected two hits and two RBIs in the series opener...Reached on an error and stole a base in the middle game of the series...Went 1-for-4 with one RBI and one run scored...Also stole two bases in the series finale. **Grambling (3/13):** Collected four hits and two RBIs...Also stole a base and scored four times...Added one walk...His third hit of night was the 300th of his career. **at Florida (3/15-16):** Tallied five hits, three of them doubles, between first two games...Doubled twice the middle game of the series as part of a three-hit game...Also led off the game with a home run. **Little Rock (3/19):** Collected five hits...Doubled and tripled...Drove in three RBIs and stole a base. **at Samford (3/20):** Went 3-for-5, stole a base and plated one RBI. **Auburn (3/22-24):** Hit .438 (7-for-16) in three starts in center field...Reached once - via single - in the series opener...Was 4-for-6 with one run scored in the middle game of the series...Chipped in two hits and walked once in the series finale...Scored two runs and drove in one RBI. **Mississippi Valley State (3/26):** Posted two hits and scored three runs. **LSU (3/28-30):** Started all three games in center field...Posted a hit in each game, batting .333 (5-for-15) on the weekend...Doubled and scored a run in the third inning of the series opener...Had two hits in the middle game of the series, with both hits going for extra bases...Tripled in the fourth inning and scored...Doubled in the seventh inning...Posted two hits, including a ninth-inning double. **ULM (4/3):** Went 5-for-6 with three runs scored and three RBIs...Singled and scored a run in the first inning...Singled twice in the fourth inning, scoring a run on his first hit and driving in two RBIs on his second base hit of the frame...Tripled in an RBI and scored a run in the sixth...Also collected a hit in the seventh. **at Tennessee (4/5-7):** Started all three games in center field...Went 4-for-6 in the series opener...Doubled to lead off the game and scored...Singled in the eighth...His 10th-inning single set the Mississippi State career record for hits (336), moving him past Jeffrey Rea (335; 2004-07)...Singled to score a pair of runs in the 11th inning of the series opener...Singled in

Mangum's Single-Game Career Highs

At-Bats	7	Three Times; Last vs. LSU, 5/22/19	Total Bases	8	Twice; Last Little Rock, 3/19/19
Runs	4	Four Times; Last South Carolina, 5/16/19	Walks	2	11 Times; Last vs. LSU, 5/22/19
Hits	5	Four Times; Last ULM, 4/3/19	Strikeouts	2	14 Times; Last vs. Vanderbilt, 5/22/19
RBIs	5	Tennessee, 3/25/17	Stolen Bases	2	Eight Times; Last at Samford, 3/20/19
Doubles	2	Seven Times; Last at Florida, 3/16/19			
Triples	1	10 Times; Last ULM, 4/3/19			
Home Runs	1	Five Times; Last at Florida, 3/16/19			

Mangum's Career Statistics

	Avg	GP-GS	AB	R	H	2B	3B	HR	RBI	TB	SLG%	BB	HBP	SO	GDP	OB%	SF	SH	SB-ATT	PO	A	E	FLD%
2016	.408	62-43	206	40	84	12	3	1	28	105	.510	14	5	20	3	.458	0	1	6-7	90	2	5	.948
2017	.324	65-65	278	51	90	15	1	0	26	107	.385	9	17	35	4	.380	1	1	14-21	145	8	2	.987
2018	.351	68-68	288	63	101	22	3	3	33	138	.479	30	13	29	2	.434	1	0	14-17	169	5	3	.983
2019	.357	62-62	280	71	100	22	3	1	39	131	.468	22	7	22	2	.415	2	0	21-27	147	3	4	.974
Career	.356	257-238	1052	225	375	71	10	5	126	481	.457	75	42	106	11	.419	4	2	55-72	551	18	14	.976

the middle game of the series...His lone hit in the series finale was a two-RBI double in the sixth inning, which plated the eventual game-winning runs. **South Alabama (4/10):** Reached base twice and scored two runs in a start...Walked and scored a run in the third inning...Doubled and scored in the seventh inning. **Alabama (4/12/14):** Started all three games in center field...Singled and scored two runs in the series opener...Singled, walked and scored a run in the middle game of the series...Had a pair of hits and scored three times...Singled and scored in both the first and fifth innings...Reached on a fielder's choice, stole a base and scored in the second inning. **Texas Southern (4/16):** Led off the game with a single and came around to score. **at Arkansas (4/18-20):** Started all three games in center field...Reached base twice in the series opener, once via hit-by-pitch and once via single...Singled and drove in one RBI in the middle game in the series. **vs. Ole Miss (4/23):** Reached base twice, scored a run and drove in one RBI...Went 1-for-3 with a hit-by-pitch...Singled and scored a run in the seventh inning...Drove in the eighth run of the game with a sacrifice fly in the eighth inning. **Georgia (4/26-28):** Hit .583 (7-for-12) in the series and reached base at a .688 clip...Was on base 11 times in the series (7 hits, 4 walks)...Went 3-for-4 with a pair of intentional walks in the series opener...Was on base in all seven plate appearances, including a fourth inning fielder's choice...Scored three runs in the opener...Singled in his first two plate appearances, with the second base hit making him the Southeastern Conference's career hits leader with his 353rd hit...Scored a run in the first inning...Drove in an RBI with a seventh-inning single...Walked twice, stole a base and singled...Walked and scored a run in the fifth inning...Singled and scored in the seventh. **at Texas A&M (5/3-4):** Started all three games in center field and hit .500 (5-for-10) on the weekend...Posted a pair of hits in the series opener and scored a run...Walked and singled in the middle game of the series...Reached base three times in the series finale...Singled and score a run in the first inning...Drove in an RBI with a single in the second inning...Was intentionally walked in the fourth. **Memphis (5/8):** Went 3-for-5 with two runs scored...Closed the game with three-straight hits...Doubled in the fourth inning...Singled and scored a run in the sixth and eighth innings. **at Ole Miss (5/10-12):** Started all three games in center field and posted a hit in each game....Doubled for his lone hit of the series opener...Drove in an RBI and came around to score on a seventh-inning single...Posted two hits, walk, scored a run and drove in one RBI...Was intentionally walked to load the bases with two outs and came around to score in the nine-run fourth inning...Doubled to drive in the final run of the game with two outs in the ninth inning. **South Carolina (5/16-18):** Started all three games in center field...Was 1-for-6 with a hit-by-pitch in the series opener and scored four runs...Drove in an RBI with a fielder's choice in the fifth inning...Went 1-for-5 in the series finale with one runs scored and one RBI...Posted an RBI single in the seventh inning of the series finale. **SEC Tournament (5/22-24):** Started all three games in center field. **vs. LSU (5/22):** Was 2-for-7 with two walks and one run scored...Led off the bottom of the first with a single and came around to score...Walked in the second...Doubled in the 12th inning, narrowly missing driving in the game-winning run from first as the ball bounced over the fence for a ground-rule double. **vs. LSU (5/24):** Walked and scored a run in the third inning. **NCAA Starkville Regional (5/31-6/2):** Started all three games in center field. **Southern (5/31):** Reached base twice...Was hit by a pitch and scored in the first inning...Walked and scored in the seventh inning. **Miami (Fla.) (6/2):** Went 3-for-4 with two runs scored...Singled and scored in the fourth inning...Doubled and scored in the eighth inning. **NCAA Super Regional (6/8-9):** Started both games in center field...Singled for his lone hit of the series opener...Robbed a grand slam from Stanford's Andrew Daschbach for the second out in the first inning...Was 2-for-5 in the second game of the series...Singled and stole a base in the fourth inning...Singled and came around to score in the ninth inning.

All The Hits...

Versus SEC Opponents

Team	G	AB	H	Avg.
Alabama	13	62	16	.258
Arkansas	12	48	16	.333
Auburn	12	56	18	.321
Florida	11	47	19	.404
Georgia	9	32	14	.437
Kentucky	6	24	7	.291
LSU	16	67	20	.298
Ole Miss	16	68	28	.412
Missouri	6	32	11	.343
South Carolina	6	28	5	.178
Tennessee	6	28	14	.500
Texas A&M	12	50	21	.420
Vanderbilt	10	41	14	.341
	135	583	203	.348





2019 Game-by-Game

Opponent (Date)	Dec.	IP	H	R (ER)	BB	K
YOUNGSTOWN STATE (F15)		-DNP-				
YOUNGSTOWN STATE (F16)	--	2.0	--	-- (--)	1	4
YOUNGSTOWN STATE (F16)		-DNP-				
UAB (F20)		-DNP-				
SOUTHERN MISS (F22)		-DNP-				
SOUTHERN MISS (F23)		-DNP-				
SOUTHERN MISS (F24)	--	1.2	2	1 (1)	--	2
JACKSON STATE (F26)		-DNP-				
SOUTHEASTERN LOUISIANA (F27)	--	1.0	--	-- (--)	--	2
vs. Sam Houston State (Mr1)		-DNP-				
vs. Texas Tech (Mr2)		-DNP-				
EAST CAROLINA (Mr5)	H	1.0	1	-- (--)	--	--
ARKANSAS-PINE BLUFF (Mr6)		-DNP-				
MAINE (Mr8)		-DNP-				
MAINE (Mr8)		-DNP-				
MAINE (Mr10)	--	0.1	--	2 (2)	2	1
GRAMBLING (Mr13)		-DNP-				
at Florida (Mr15)		-DNP-				
at Florida (Mr16)		-DNP-				
at Florida (Mr16)		-DNP-				
LITTLE ROCK (Mr19)	W	1.1	--	-- (--)	1	3
at Samford (Mr20)		-DNP-				
AUBURN (Mr22)		-DNP-				
AUBURN (Mr23)		-DNP-				
AUBURN (Mr24)		-DNP-				
MISSISSIPPI VALLEY STATE (Mr26)	H	2.0	--	-- (-)	--	6
LSU (Mr28)		-DNP-				
LSU (Mr29)	--	1.0	--	1 (-)	--	--
LSU (Mr30)	--	1.1	1	2 (2)	2	2
ULM (A3)	--	0.2	3	2 (2)	--	--
at Tennessee (A5)		-DNP-				
at Tennessee (A6)	--	1.1	--	-- (--)	--	1
at Tennessee (A7)		-DNP-				
SOUTH ALABAMA (A10) *	--	2.2	2	1 (1)	2	4
ALABAMA (A12)		-DNP-				
ALABAMA (A13)		-DNP-				
ALABAMA (A14)		-DNP-				
TEXAS SOUTHERN (A16)	--	2.0	--	-- (--)	1	2
at Arkansas (A18)		-DNP-				
at Arkansas (A19)	--	1.1	1	-- (--)	3	4
at Arkansas (A20)		-DNP-				
vs. Ole Miss (A23)		-DNP-				
GEORGIA (A26)		-DNP-				
GEORGIA (A27)		-DNP-				
GEORGIA (A28)		-DNP-				
at Texas A&M (My3)		-DNP-				
at Texas A&M-1 (My4)		-DNP-				
at Texas A&M-2 (My4)		-DNP-				
MEMPHIS (My8)	--	1.0	--	-- (--)	--	1
at Ole Miss (My10)		-DNP-				
at Ole Miss (My11)	--	0.1	1	-- (--)	1	--
at Ole Miss (My12)		-DNP-				
LOUISIANA TECH (My14)	--	1.0	--	-- (--)	2	1
SOUTH CAROLINA (My16)		-DNP-				
SOUTH CAROLINA (My17)		-DNP-				
SOUTH CAROLINA (My18)		-DNP-				
vs. LSU (My22)	--	1.1	1	-- (--)	2	1
vs. Vanderbilt (My23)		-DNP-				
vs. LSU (My24)		-DNP-				
SOUTHERN (My31)		-DNP-				
CENTRAL MICHIGAN (Jun1)		-DNP-				
MIAMI (Jun2)		-DNP-				
STANFORD (Jun8)		-DNP-				
STANFORD (Jun9)		-DNP-				

* - Denotes Game Started | (W)in, (L)oss, H(ol)d), (S)ave, (B)lown Save

2019 Biography

Season: Appeared in 18 games, with one start...Didn't allow a hit in MSU debut against Youngstown State (2/16)...Made his first start at Mississippi State versus South Alabama (4/10).

Youngstown State (2/15-16): Made his collegiate debut in the middle game of the series...Threw two no-hit innings of relief in game two of the series...Struck out four batters while only issuing one walk. **Southern Miss (2/22-24):** Appeared in the series finale and gave up one run. **Southeastern Louisiana (2/27):** Struck out two batters in a perfect inning of work. **ECU (3/5):** Tossed a scoreless inning. **Maine (3/8-10):** Allowed two runs in one-third of an inning in game three. **Little Rock (3/19):** Struck out three over an inning of no-hit relief work. **Mississippi Valley State (3/26):** Struck out all six batters in two innings of scoreless work to collect a hold. **LSU (3/28-30):** Appeared in the final two games of the series...Threw one inning in the middle game of the series...Allowed one unearned run...Allowed two runs in 1 1/3 innings of work in the series finale...Walked two and struck out two. **ULM (4/3):** Allowed two runs on three hits in two-thirds of an inning of work. **at Tennessee (4/5-7):** Threw 1 1/3 innings of scoreless, hitless relief in the middle game of the series...Struck out one. **South Alabama (4/10):** Allowed one run on two hits in his first start on the mound at Mississippi State...Issued two walks and struck out four in a no decision. **Texas Southern (4/16):** Tossed two scoreless innings of relief work...Didn't allow a hit, walked one and struck out two. **at Arkansas (4/18-20):** Threw 1 1/3 scoreless innings in the middle game of the series...Allowed one hit, walked three and struck out four. **Memphis (5/8):** Threw a clean sixth inning...Struck out one. **at Ole Miss (5/10-12):** Appeared in the middle game of the series...Allowed one hit in one-third of an inning of work...Also walked one. **Louisiana Tech (5/14):** Threw a scoreless sixth inning...Walked two and struck out one. **SEC Tournament (5/22-24):** vs. *LSU* (5/22): Threw 1 1/3 scoreless innings and allowed one hit...Walked two and struck out one.

Eagan's Single-Game Career Highs

Innings Pitched	2.2	South Alabama, 4/10/19	Wild Pitches	1	South Alabama, 4/10/19
Fewest Hits	0	10 Times; Last Louisiana Tech, 5/14/19	Hit-by-Pitch	2	Little Rock, 3/19/19
Fewest Runs	0	12 Times; Last vs. LSU, 5/22/19	Total Pitches	54	South Alabama, 4/10/19
Fewest Earned Runs	0	13 Times; Last vs. LSU, 5/22/19			
Walks	3	at Arkansas, 4/19/19			
Strikeouts	6	Mississippi Valley State, 3/26/19			

Eagan's Career Statistics

	ERA	W-L	App	GS	CG	SHO/CBO	SV	IP	H	R	ER	BB	SO	2B	3B	HR	BF	BAA	WP	HBP	BK	SFA	SHA
2019	3.09	1-0	18	1	0	0/1	0	23.1	12	9	8	17	34	5	0	1	99	.164	1	5	0	1	3
Career	3.09	1-0	18	1	0	0/1	0	23.1	12	9	8	17	34	5	0	1	99	.164	1	5	0	1	3



17 | Justin Foscue

IF | R/R | 6-0 | 201 | So.
Huntsville, Ala.

Major: Kinesiology



2019 Biography

Career Notes & Records

Season: 2019: Ranks tied for No. 8 on the single season doubles charts (22).

2019 Season

Awards: Selected to the NCAA Starkville Regional All-Tournament Team at second base...Tabbed third-team All-America by Baseball America...Named second-team All-America honors at second base from Collegiate Baseball Magazine...Earned first-team All-SEC at second base...Named to the Frisco Classic All-Tournament Team...Earned MVP of the Governor's Cup, after driving in the go-ahead and eventual game-winning RBIs in the sixth inning.

Season: Started all 64 games...Has started 31 games at third base and 33 games at second base...Homered in back-to-back games against Jackson State (2/26) and Southeastern Louisiana (2/27).

Youngstown State (2/15-16): Started all three games...Collected three hits and three RBIs while scoring two runs in the series...Walked twice, singled and scored in season opener...Earned his first RBI of the year with a sacrifice fly in game two...Doubled, homered and scored one run in series finale. **UAB (2/20):** Started MSU's three-run seventh inning with a leadoff single and scored the first State run. **Southern Miss (2/22-24):** Started all three games and collected four hits...Singled in the series opener...Hit a leadoff home run in the second inning of game two to open MSU's scoring...Collected three total hits and scored twice in the middle game. **Jackson State (2/26):** Doubled, homered, collected a pair of RBIs and scored twice. **Southeastern Louisiana (2/27):** Lone hit was a grand slam. **Frisco Classic (3/1-2):** Collected four hits in two starts. **vs. Sam Houston State (3/1):** Doubled as a part of a three-hit day...Scored game-winning run and drove in one run. **vs. Texas Tech (3/2):** Walked and collected one hit. **Arkansas-Pine Bluff (3/6):** Went 4-for-5 with two doubles, two RBIs and three runs scored. **Maine (3/8-10):** Collected a hit in each game and a total of four during the three-game set...Tallied two hits in game one...Singled, walked and scored in the middle game...Hit three-run home run and walked in a run in the series finale. **at Florida (3/15-16):** Collected four hits in first two games...Hit solo home run in game one...Scored twice in game two. **Little Rock (3/19):** Doubled and tallied an RBI. **at Samford (3/20):** Went 3-for-5 and earned an RBI...Made diving play at third base that earned a spot on the SportsCenter Top 10. **Auburn (3/22-24):** Started all three games at third base and hit .357 (5-for-14) with five RBIs and seven runs scored...Drove in a pair of RBIs with a first-inning double...Reached on a wild pitch after a strikeout and scored in the fifth inning of the series opener...Singled twice and walked in the middle game of the series...Scored twice and drove in one RBI...Went 2-for-4 with three runs scored and two RBIs in the series finale...Walked twice...Doubled and drove in one RBI in the seventh inning...Singled to plate a run in the eighth. **Mississippi Valley State (3/26):** Plated two RBIs and scored twice in a 2-for-3 night at the plate...Also walked once and stole one base...Hit a solo home run in the second inning...Plated a run with a sacrifice fly in the eighth inning. **LSU (3/28-30):** Started all three games at third base...Went 2-for-4 with a pair of home runs in the series opener for the first multi-home run game of his career...Hit a three-run home run in the third inning...Hit the second of back-to-back home runs in the fifth inning...Walked in the middle game of the series...Doubled and scored a run in the series finale. **ULM (4/3):** Posted a multi-hit game with a pair of singles...Was also hit by a pitch...Scored three runs. **at Tennessee (4/5-7):** Started all three games...Started the series opener at third base, before starting the final two games at second base...Went 1-for-4 with a walk in the series opener...Scored the eventual game-winning run in the 11th inning of the series opener...Singled in the fourth inning to drive in the only MSU run in the middle game of the series...Went 2-for-5 in the series finale. **South Alabama (4/10):** Started at second base and went 2-for-4...Hit a solo home run in the second inning...Singled in the sixth inning. **Alabama (4/12/14):** Started all three games at second base...Hit .385 (5-for-13) with four RBIs in the series...Doubled to drive in one RBI in the seventh inning of the series opener...Singled and scored a run in the seventh inning of the middle game in the series...Had three hits and drove in three RBIs in the series finale...Doubled to drive in a pair of RBIs in the first inning and came around to score...Singled in the second inning...Singled to drive in one RBI in the seventh inning. **Texas Southern (4/16):** Singled for his lone hit in the game...Drove in the game-winning RBI with an eighth-inning RBI single. **at Arkansas (4/18-20):** Started all three games at second base...His lone hit was a three-run home run in the middle game of the series...Walked in the series finale. **vs. Ole Miss (4/23):** Went 1-for-5 with two RBIs...Drove in the go-ahead and eventual game-winning runs with a two-RBI double in the sixth inning. **Georgia (4/26-28):** Started all three games at second base...Owned a .538 batting average (7-for-13) and a .600 on-base percentage...Slugged 1.077 for the weekend...Was 3-for-4 with two walks in the series opener and scored three runs...Doubled three times in the opener...Doubled and scored a run in the second and seventh inning...Doubled in the third...Walked in the sixth and eighth innings, scoring a run in the sixth...Went 3-for-5, reaching on an error once...Hit a three-run home run to open the scoring in the first inning of the middle game in the series...Singled twice, coming around to score in the seventh inning...Reached on a fielder's choice in the second inning of the series finale and came around to score...Doubled and

Foscue's Single-Game Career Highs

At-Bats	6	vs. LSU, 5/22/19	Total Bases	8	LSU, 3/28/19
Runs	3	Five Times; Last Georgia, 4/26/19	Walks	3	Twice; Last vs. LSU, 5/22/19
Hits	4	Arkansas-Pine Bluff, 3/6/19	Strikeouts	3	vs. Ole Miss, 4/23/19
RBIs	4	Three Times; Last LSU, 3/28/19	Stolen Bases	1	Twice; Last at Ole Miss, 5/11/19
Doubles	3	Georgia, 4/26/19			
Triples	---				
Home Runs	2	LSU, 3/28/19			

Foscue's Career Statistics

	Avg	GP-GS	AB	R	H	2B	3B	HR	RBI	TB	SLG%	BB	HBP	SO	GDP	OB%	SF	SH	SB-ATT	PO	A	E	FLD%
2018	.241	58-48	187	24	45	12	0	3	20	66	.353	22	4	22	1	.332	1	2	0-2	30	52	5	.943
2019	.340	62-62	256	63	87	22	0	14	58	151	.590	26	1	28	4	.399	3	0	2-4	58	131	11	.945
Career	.298	120-110	443	87	132	34	0	17	78	217	.490	48	5	50	5	.370	4	2	2-6	88	183	16	.944

2019 Game-by-Game

Opponent (Date)	AB	R	H	RBI	BB
YOUNGSTOWN STATE (F15) *	3	1	1	--	2
YOUNGSTOWN STATE (F16) *	4	--	--	1	--
YOUNGSTOWN STATE (F16) *	4	1	2	2	--
UAB (F20) *	4	1	1	--	--
SOUTHERN MISS (F22) *	4	--	1	--	--
SOUTHERN MISS (F23) *	5	2	3	1	--
SOUTHERN MISS (F24) *	4	--	--	--	--
JACKSON STATE (F26) *	4	2	2	2	1
SOUTHEASTERN LOUISIANA (F27) *	4	1	1	4	1
vs. Sam Houston State (Mr1) *	4	1	3	1	--
vs. Texas Tech (Mr2) *	4	--	1	--	1
EAST CAROLINA (Mr5) *	4	--	--	--	--
ARKANSAS-PINE BLUFF (Mr6) *	5	3	4	2	--
MAINE (Mr8) *	4	--	2	--	--
MAINE (Mr8) *	3	1	1	--	1
MAINE (Mr10) *	4	1	1	4	1
GRAMBLING (Mr13) *	4	--	--	--	--
at Florida (Mr15) *	5	1	2	1	--
at Florida (Mr16) *	5	2	2	1	--
at Florida (Mr16) *	4	--	--	--	--
LITTLE ROCK (Mr19) *	5	1	1	1	--
at Samford (Mr20) *	5	1	3	1	--
AUBURN (Mr22) *	5	2	1	2	--
AUBURN (Mr23) *	5	2	2	1	1
AUBURN (Mr24) *	4	3	2	2	2
MISSISSIPPI VALLEY STATE (Mr26) *	3	2	2	2	1
LSU (Mr28) *	4	2	2	4	--
LSU (Mr29) *	3	--	--	--	1
LSU (Mr30) *	4	1	1	--	--
ULM (A3) *	5	3	2	--	--
at Tennessee (A5) *	4	1	1	--	1
at Tennessee (A6) *	4	--	1	1	--
at Tennessee (A7) *	5	--	2	--	--
SOUTH ALABAMA (A10) *	4	1	2	1	--
ALABAMA (A12) *	4	--	1	1	--
ALABAMA (A13) *	4	1	1	--	--
ALABAMA (A14) *	5	1	3	3	--
TEXAS SOUTHERN (A16) *	4	1	1	1	--
at Arkansas (A18) *	4	--	--	--	--
at Arkansas (A19) *	4	1	1	3	--
at Arkansas (A20) *	3	--	--	--	1
vs. Ole Miss (A23) *	5	--	1	2	--
GEORGIA (A26) *	4	3	3	--	2
GEORGIA (A27) *	5	2	3	3	--
GEORGIA (A28) *	4	2	1	--	--
at Texas A&M (My3) *	4	1	2	2	--
at Texas A&M-1 (My4) *	3	--	--	--	--
at Texas A&M-2 (My4) *	4	1	2	2	--
MEMPHIS (My8) *	4	1	1	1	1
at Ole Miss (My10) *	4	--	--	--	--
at Ole Miss (My11) *	4	1	2	--	1
at Ole Miss (My12) *	5	1	1	1	--
LOUISIANA TECH (My14) *	4	2	3	--	--
SOUTH CAROLINA (My16) *	4	2	2	1	--
SOUTH CAROLINA (My17) *	5	1	2	1	--
SOUTH CAROLINA (My18) *	4	1	2	1	1
vs. LSU (My22) *	6	2	--	--	3
vs. Vanderbilt (My23) *	3	--	2	--	1
vs. LSU (My24) *	3	--	--	--	1
SOUTHERN (My31) *	4	1	2	1	1
CENTRAL MICHIGAN (Jun1) *	4	2	2	--	1
MIAMI (Jun2) *	3	--	--	--	1
STANFORD (Jun8)	3	1	1	--	2
STANFORD (Jun9)	4	1	1	1	1

* - Denotes Game Started

scored in the eighth inning. **at Texas A&M (5/3-4):** Started all three games at second base and posted two hits in the series opener and series finale...Doubled and scored a run in the fourth inning of the series opener...Drove in two RBIs with an eighth-inning single in the opener...Singled to drive in the first run of the game in the first inning of the series finale...Hit a solo home run in the seventh inning, which turned out to be the game-winning run. **Memphis (5/8):** Was on base twice in five plate appearances...Walked in the third inning...Singled and scored a run in the fifth inning. **at Ole Miss (5/10-12):** Started all three games at second base...Went 2-for-4 in the middle game of the series with a walk and a run scored...Drove in one RBI with a single in the nine-run fourth inning of the series finale...Also doubled in the finale. **Louisiana Tech (5/14):** Went 3-for-4 with two runs scored. **South Carolina (5/16-18):** Hit .462 (6-for-13) with a .500 on-base percentage...Had two hits in each game, including one extra-base hit in each contest...Was 2-for-4 with a double and two runs scored in the series opener...Doubled in one RBI in the fourth inning...Singled and scored in the fifth inning...Had two hits, scored a run and drove in one RBI in the middle game of the series...Singled and scored in the fourth inning...Doubled to drive in one RBI in the eighth...Reached base three times in the series finale, with a walk, home run and single...Homered to lead off the fourth inning. **SEC Tournament (5/22-24):** Started all three games at second base...Reached base safely in each games. *vs. LSU (5/22):* Walked three times and reached base once via wild pitch in a third strike...Walked and scored in the third inning...Reached in a wild pitch following a third strike and came around to score the game-winning run in the 17th inning. *vs. Vanderbilt (5/23):* Was on base three times with a walk and two singles. *vs. LSU (5/24):* Walked once in four plate appearances. **NCAA Starkville Regional (5/31-6/2):** Started all three games at second base...Hit .364 (4-for-11) with three runs scored and two RBIs. *Southern (5/31):* Went 2-for-4 with a run scored an one RBI...Doubled to drive in a run in the third inning...Singled and came around to score in the fifth inning...Added a walk in the sixth. *Central Michigan (6/1):* Reached base three times...Singled and score in both the first and third innings...Walked in the fourth. *Miami (Fla.) (6/2):* Drove in the second run of the game with a sacrifice fly in the fourth inning. **NCAA Super Regional (6/8-9):** Started both games at second base...Had a hit and a run scored in each game...Went 1-for-3 with a single, two walks and a run scored...Was intentionally walked in the third inning and came around to score...Drew a bases loaded walk in the third inning to tie to the second game of the series at 1-1...Also singled in the ninth inning.





18 | Keegan James

RHP | R/R | 6-2 | 214 | R-Jr.
Southaven, Miss.

Major: Business Administration



2019 Biography

Career Notes & Records

Draft: Chosen in the 25th round of the 2019 MLB First Year Player Draft by the Colorado Rockies.

2019 Season

Season: Appeared in 17 games with eight starts...Owns five starts in the third game of a weekend series and three midweek starts.

Youngstown State (2/15-16): Earned first win of season...Shutout the Penguins over five innings...Gave up just two walks and four hits while striking out six batters in the series finale. **Southern Miss (2/22-24):** Lasted three innings in a start...Allowed just one run...Struck out four and walked four. **ECU (3/5):** Started and threw two scoreless innings to earn the win. **Maine (3/8-10):** Allowed two runs over five innings in the series finale...Struck out five, walked two and allowed four hits. **at Florida (3/15-16):** Started game three...Allowed three runs over 3 2/3. **Auburn (3/22-24):** Started the series finale...Tossed three innings and allowed four runs on eight hits...Walked one and struck out three. **LSU (3/28-30):** Appeared in the series finale...Allowed one unearned run...Struck out one. **ULM (4/3):** Threw 3 1/3 innings in a start on the mound...Allowed four runs - two earned - on three hits...Walked three and struck out four. **at Tennessee (4/5-7):** Entered the series finale in relief and picked up the win...Threw three innings and allowed one run on one hit...Didn't walk a batter and struck out one. **Alabama (4/12/14):** Allowed one run on one hit in a relief appearance in the middle game of the series...Walked one and struck out two. **Texas Southern (4/16):** Allowed one unearned run in one inning of relief work...Walked two and struck out one. **at Arkansas (4/18-20):** Appeared in the middle game of the series...Threw one inning of relief...Allowed two runs on three hits...Walked three and struck out two. **vs. Ole Miss (4/23):** Walked one in two-thirds of an inning of relief work. **Memphis (5/8):** Made the start and didn't record an out...Allowed six runs on two hit and four walks. **Louisiana Tech (5/14):** Allowed one run on four hits in three innings of relief work...Walked one and struck out two. **South Carolina (5/16-18):** Appeared in the series finale and threw two-thirds of an inning...Allowed one hit, struck out one and walked one. **SEC Tournament (5/22-24):** vs. LSU (5/22): Earned the win with 2 2/3 innings of one-run relief work...Allowed two hits, walked two and struck out one in the victory.

2019 Game-by-Game

Opponent (Date)	Dec.	IP	H	R (ER)	BB	K
YOUNGSTOWN STATE (F15)				-DNP-		
YOUNGSTOWN STATE (F16)				-DNP-		
YOUNGSTOWN STATE (F16) *	W	5.0	4	-- (--)	2	6
UAB (F20)				-DNP-		
SOUTHERN MISS (F22)				-DNP-		
SOUTHERN MISS (F23)				-DNP-		
SOUTHERN MISS (F24) *	--	3.0	3	1 (1)	4	4
JACKSON STATE (F26)				-DNP-		
SOUTHEASTERN LOUISIANA (F27)				-DNP-		
vs. Sam Houston State (Mr1)				-DNP-		
vs. Texas Tech (Mr2)				-DNP-		
EAST CAROLINA (Mr5) *	W	2.0	1	-- (--)	--	2
ARKANSAS-PINE BLUFF (Mr6)				-DNP-		
MAINE (Mr8)				-DNP-		
MAINE (Mr8)				-DNP-		
MAINE (Mr10) *	--	5.0	4	2 (2)	2	5
GRAMBLING (Mr13)				-DNP-		
at Florida (Mr15)				-DNP-		
at Florida (Mr16)				-DNP-		
at Florida (Mr16)	L	3.2	6	3 (3)	2	3
LITTLE ROCK (Mr19)				-DNP-		
at Samford (Mr20)				-DNP-		
AUBURN (Mr22)				-DNP-		
AUBURN (Mr23)				-DNP-		
AUBURN (Mr24) *	--	3.0	8	4 (4)	1	3
MISSISSIPPI VALLEY STATE (Mr26)				-DNP-		
LSU (Mr28)				-DNP-		
LSU (Mr29)				-DNP-		
LSU (Mr30)	--	0.2	--	1 (--)	--	1
ULM (A3) *	--	3.1	3	4 (2)	3	4
at Tennessee (A5)				-DNP-		
at Tennessee (A6)				-DNP-		
at Tennessee (A7)	W	3.0	1	1 (1)	--	1
SOUTH ALABAMA (A10)				-DNP-		
ALABAMA (A12)				-DNP-		
ALABAMA (A13)	H	1.2	1	1 (1)	1	2
ALABAMA (A14)				-DNP-		
TEXAS SOUTHERN (A16)	--	1.0	--	1 (--)	2	1
at Arkansas (A18)				-DNP-		
at Arkansas (A19)	--	1.0	3	2 (2)	3	2
at Arkansas (A20)				-DNP-		
vs. Ole Miss (A23)	--	0.2	--	-- (--)	1	--
GEORGIA (A26)				-DNP-		
GEORGIA (A27)				-DNP-		
GEORGIA (A28)				-DNP-		
at Texas A&M (My3)				-DNP-		
at Texas A&M-1 (My4)				-DNP-		
at Texas A&M-2 (My4)				-DNP-		
MEMPHIS (My8) *	--	0.0	2	6 (6)	4	--
at Ole Miss (My10)				-DNP-		
at Ole Miss (My11)				-DNP-		
at Ole Miss (My12)				-DNP-		
LOUISIANA TECH (My14)	--	3.0	4	1 (1)	1	2
SOUTH CAROLINA (My16)				-DNP-		
SOUTH CAROLINA (My17)				-DNP-		
SOUTH CAROLINA (My18)	--	0.2	1	-- (--)	1	1
vs. LSU (My22)	W	2.2	2	1 (1)	2	1
vs. Vanderbilt (My23)				-DNP-		
vs. LSU (My24)				-DNP-		
SOUTHERN (My31)				-DNP-		
CENTRAL MICHIGAN (Jun1)				-DNP-		
MIAMI (Jun2)				-DNP-		
STANFORD (Jun8)				-DNP-		
STANFORD (Jun9)				-DNP-		

* - Denotes Game Started | (W)in, (L)oss, H(old), (S)ave, (B)low Save

James' Single-Game Career Highs

Innings Pitched	5.1	at McNeese State, 2/28/18	Wild Pitches	2	Three Times; Last at Arkansas, 4/19/19
Fewest Hits	0	10 Times; Last vs. Ole Miss, 4/23/19	Hit-by-Pitch	2	Twice; Last at Tennessee, 4/7/19
Fewest Runs	0	21 Times; Last South Carolina, 5/18/19	Total Pitches	92	at McNeese State, 2/28/18
Fewest Earned Runs	0	25 Times; Last South Carolina, 5/18/19			
Walks	4	Twice; Last Memphis, 5/8/19			
Strikeouts	7	at McNeese State, 2/28/18			

James' Career Statistics

	ERA	W-L	App	GS	CG	SHO/CBO	SV	IP	H	R	ER	BB	SO	2B	3B	HR	BF	BAA	WP	HBP	BK	SFA	SHA
2016	3.24	3-0	14	4	0	0/3	0	25.0	19	10	9	8	15	3	1	2	101	.213	1	3	0	0	1
2018	4.34	1-2	26	0	0	0/2	0	47.2	58	27	23	19	45	10	2	3	222	.312	8	9	0	2	6
2019	5.49	4-1	17	8	0	0/1	0	39.1	43	28	24	29	38	6	1	2	190	.279	7	3	1	2	2
Career	4.50	8-3	57	12	0	0/6	0	112.0	120	65	56	56	98	19	4	7	513	.280	16	15	1	4	9



19 | Jared Liebelt

RHP | R/R | 6-0 | 169 | Sr.
Aurora, Ill.

Major: Psychology

2019 Game-by-Game

Opponent (Date)	Dec.	IP	H	R (ER)	BB	K
YOUNGSTOWN STATE (F15)		-DNP-				
YOUNGSTOWN STATE (F16)		-DNP-				
YOUNGSTOWN STATE (F16)	--	1.0	1	--(--)	--	1
UAB (F20)		-DNP-				
SOUTHERN MISS (F22)	--	1.2	--	--(--)	1	2
SOUTHERN MISS (F23)		-DNP-				
SOUTHERN MISS (F24)	--	1.0	--	--(--)	1	1
JACKSON STATE (F26)		-DNP-				
SOUTHEASTERN LOUISIANA (F27)	--	1.0	--	--(--)	--	--
vs. Sam Houston State (Mr1)	--	1.2	3	2(--)	--	1
vs. Texas Tech (Mr2)		-DNP-				
EAST CAROLINA (Mr5)		-DNP-				
ARKANSAS-PINE BLUFF (Mr6)		-DNP-				
MAINE (Mr8)	S	3.0	4	1(1)	--	3
MAINE (Mr8)		-DNP-				
MAINE (Mr10)		-DNP-				
GRAMBLING (Mr13)		-DNP-				
at Florida (Mr15)	H	1.0	--	--(--)	--	1
at Florida (Mr16)	S	2.2	1	1(1)	--	1
at Florida (Mr16)		-DNP-				
LITTLE ROCK (Mr19)		-DNP-				
at Samford (Mr20)		-DNP-				
AUBURN (Mr22)	H	0.2	2	2(2)	--	--
AUBURN (Mr23)	--	2.0	1	--(--)	--	3
AUBURN (Mr24)		-DNP-				
MISSISSIPPI VALLEY STATE (Mr26)	W	0.2	0	--(--)	--	1
LSU (Mr28)	--	1.1	4	3(3)	--	1
LSU (Mr29)		-DNP-				
LSU (Mr30)	--	1.0	2	1(1)	1	--
ULM (A3)		-DNP-				
at Tennessee (A5)	--	2.0	1	--(--)	--	1
at Tennessee (A6)		-DNP-				
at Tennessee (A7)	S	3.0	2	--(--)	--	2
SOUTH ALABAMA (A10)		-DNP-				
ALABAMA (A12)	--	2.0	1	--(--)	--	2
ALABAMA (A13)		-DNP-				
ALABAMA (A14)		-DNP-				
TEXAS SOUTHERN (A16)	--	0.2	--	--(--)	--	--
at Arkansas (A18)		-DNP-				
at Arkansas (A19)		-DNP-				
at Arkansas (A20)	--	1.2	3	1(1)	--	--
vs. Ole Miss (A23)	--	2.0	3	--(--)	2	2
GEORGIA (A26)		-DNP-				
GEORGIA (A27)	--	2.0	2	2(1)	1	1
GEORGIA (A28)	H	1.1	2	1(1)	--	1
at Texas A&M (My3) *	--	2.0	1	--(--)	--	--
at Texas A&M-1 (My4)		-DNP-				
at Texas A&M-2 (My4)	S	1.0	2	--(--)	--	1
MEMPHIS (My8)		-DNP-				
at Ole Miss (My10)	S	4.0	3	--(--)	--	2
at Ole Miss (My11)		-DNP-				
at Ole Miss (My12)		-DNP-				
LOUISIANA TECH (My14)	--	0.2	--	--(--)	--	1
SOUTH CAROLINA (My16)		-DNP-				
SOUTH CAROLINA (My17)	--	1.0	--	--(--)	--	2
SOUTH CAROLINA (My18)	--	1.2	2	4(--)	1	--
vs. LSU (My22)	BS	1.1	2	2(2)	--	--
vs. Vanderbilt (My23)		-DNP-				
vs. LSU (My24)		-DNP-				
SOUTHERN (My31)	W	3.1	4	2(2)	1	2
CENTRAL MICHIGAN (Jun1)		-DNP-				
MIAMI (Jun2)	--	1.0	2	--(--)	1	--
STANFORD (Jun8)	--	1.0	3	1(1)	--	2
STANFORD (Jun9)	--	1.0	2	--(--)	--	2

* - Denotes Game Started | (W)in, (L)oss, H(old), (S)ave, (B)low/n Save

2019 Biography

Career Notes & Records

Draft: Chosen in the 20th round of the 2019 MLB First Year Player Draft by the Arizona Diamondbacks.

Season: 2019: Ranks tied for No. 8 on the single-season appearances charts (32), equaling **Jon Harden** (32; 1991) and **Scott Tanksley** (32; 1994)

2019 Season

Awards: Earned induction into the first class of Mississippi State's Phi Beta Kappa Society.

Season: Appeared in 32 games, all in relief...Picked up his first career save in the series opener versus Maine (3/8) with three innings of work...Collected his first career victory against Mississippi Valley State (3/26).

Youngstown State (2/15-16): Pitched in series finale...Threw a scoreless eighth with one hit allowed and a strikeout. **Southern Miss (2/22-24):** Appeared in two games with a pair of no-hit performances...Pitched in the series opener and threw 1 2/3 innings while striking out two...Took the mound in series finale and walked one and struck out one. **Southeastern Louisiana (2/27):** Tossed a perfect inning of relief. **Frisco Classic (3/1-2):** vs. *Sam Houston State* (3/1): Allowed two runs – both unearned – over 1 2/3 innings pitched. **Maine (3/8-10):** Earned a three-inning save in the season opener...Allowed one run, struck out three and didn't walk a batter. **at Florida (3/15-16):** Made two appearances...Pitched a scoreless inning in game one...Allowed one run over 2 2/3 innings pitched in middle game. **Auburn (3/22-24):** Appeared in the first two games of the series...Posted a hold in the series opener...Allowed two runs on two hits in two-thirds of an inning in the first game of the weekend...Threw two innings and allowed one hit in the middle game of the series...Struck out three batters. **Mississippi Valley State (3/26):** Retired both batters he faced to collect his first career win...Struck out one in two-thirds of an inning. **LSU (3/28-30):** Appeared in two games, throwing in the series opener and series finale...Allowed three runs on four hits...Struck out one in the opener...Allowed one run on one hits and one walk in the finale. **at Tennessee (4/5-7):** Appeared in two games and collected one save...Threw five innings in the series and struck out three...Came on in the series opener and threw two scoreless innings...Allowed one hit and struck out one...Earned the save with three innings of scoreless work in the series finale...Allowed two hits and struck out two. **Alabama (4/12-14):** Threw two scoreless innings in the series opener...Allowed one hit and struck out two. **Texas Southern (4/16):** Retired the only two batters he faced in the ninth inning, both via flyout. **at Arkansas (4/18-20):** Threw 1 2/3 innings in the series finale...Allowed one run on three hits. **vs. Ole Miss (4/23):** Threw the final two innings scoreless...Allowed three hits and struck out two. **Georgia (4/26-28):** Appeared in the final two games of the series, with one strikeout in each game...Totaled 3 1/3 innings of relief...Allowed two runs - one earned - on two hits in two innings of work in the middle game of the series...Allowed one run on two hits in one inning of work to earn a hold in the series finale. **at Texas A&M (5/3-4):** Appeared in the series opener and series finale...Was the only relief pitcher used in the 23 innings played versus the Aggies...Threw three innings in two appearances...Allowed one hit in two scoreless innings of work in the series opener...Collected the save with one inning of relief work in the series finale...Allowed both inherited runners to score...Allowed two hits and struck out one. **at Ole Miss (5/10-12):** Threw the final four innings scoreless in the series opener...Allowed three hits and struck out two to earn the save. **Louisiana Tech (5/14):** Retired the only two batters he faced...Registered one strikeout. **South Carolina (5/16-18):** Appeared in the final two games of the series...Threw 2 2/3 innings combined in two appearances...Struck out two in a hitless, scoreless frame in the second game of the series...Allowed four unearned runs on two hits in the series finale...Threw 1 2/3 innings and walked one in the final game of the regular season. **SEC Tournament (5/22-24):** vs. *LSU* (5/22): Allowed two runs on two hits in 1 1/3 innings. **NCAA Starkville Regional (5/31-6/2):** Appeared in two game in relief. *Southern* (5/31): Allowed two runs on four hits in 3 1/3 innings of work...Walked one and struck out two to earn the win. *Miami (Fla.)* (6/2): Threw a scoreless inning with two hits and one walk allowed. **NCAA Super Regional (6/8-9):** Appeared in both games in relief...Tossed one inning in the series opener...Allowed one run on three hits...Struck out two...Fired 1 1/3 scoreless innings with two hits allowed...Struck out two.

Liebelt's Single-Game Career Highs

Innings Pitched	4.0	at Ole Miss, 5/10/19	Wild Pitches	2	vs. Oklahoma, 6/1/18
Fewest Hits	0	12 Times; Last South Carolina, 5/17/19	Hit-by-Pitch	3	at Southern Miss, 2/16/18
Fewest Runs	0	24 Times; Last Stanford, 6/9/19	Total Pitches	56	at Southern Miss, 2/16/18
Fewest Earned Runs	0	27 Times; Last Stanford, 6/9/19			
Walks	4	at Southern Miss, 2/16/18			
Strikeouts	3	Twice; Last Auburn, 3/23/19			

Liebelt's Career Statistics

	ERA	W-L	App	GS	CG	SHO/CBO	SV	IP	H	R	ER	BB	SO	2B	3B	HR	BF	BAA	WP	HBP	BK	SFA	SHA
2018	13.15	0-0	12	1	0	0/1	0	13.0	21	21	19	8	7	6	0	0	76	.362	4	7	0	1	2
2019	2.74	2-0	30	0	0	0/5	5	49.1	48	22	15	9	32	11	1	4	204	.255	1	3	0	3	1
Career	4.91	2-0	42	1	0	0/6	5	62.1	69	43	34	17	39	17	1	4	280	.280	5	10	0	4	3



2019 Biography

Season: Appeared in 26 games with 12 starts...Started three games at catcher and four games at designated hitter...Posted his first hit – a two-RBI single – against Southeastern Louisiana (2/27)...Earned first start as a designated hitter in game three at Florida (3/16)...Made his first career start at catcher against Texas Southern (4/16).

Southeastern Louisiana (2/27): Made MSU debut as a pinch-hitter in the seventh inning...Drove in two RBIs on a single in the eighth. **Arkansas-Pine Bluff (3/6):** Doubled in one RBI as a pinch hitter. **Maine (8-10):** Appeared in game two...Walked in his only at-bat as a pinch-hitter. **Grambling (3/13):** Entered as a pinch-hitter in the fifth and took over at catcher...Delivered three RBIs with two singles. **at Florida (3/15-16):** Started at designated hitter in series finale...Walked. **Mississippi Valley State (3/26):** Caught the ninth inning. **ULM (4/3):** Drove in one RBI with a bases loaded walk in the sixth inning. **Alabama (4/12/14):** Appeared in the series finale as a defensive replacement at catcher. **Texas Southern (4/16):** Was 1-for-2 with a walk and a single...Singled and was pinch ran for in the seventh inning. **at Arkansas (4/18-20):** Pinch hit in the series finale. **Georgia (4/26-28):** Appeared in all three games, starting the final two at designated hitter...Chipped in a pinch-hit, RBI double in the seventh inning of the series opener...Walked and scored a run in the middle game in the series...Singled and walked in the series finale. **at Texas A&M (5/3-4):** Started the series final at designated hitter...Walked and scored a run in the second inning. **Memphis (5/8):** Went 0-for-1 with a pair of walks in the game...Scored one run and drove in one RBI...Walked and scored in the second inning...Drove in an RBI with a fifth-inning sacrifice fly...Walked in the seventh. **at Ole Miss (5/10-12):** Appeared in the series opener and series finale as a pinch hitter...Doubled in his lone at bat of the series opener...Singled to drive in two RBIs in the nine-run fourth inning of the series finale. **Louisiana Tech (5/14):** Went 2-for-3 with a walk, one run scored and one RBI...Singled and scored a run in the second inning...Drove in an RBI with a single in the fifth inning. **South Carolina (5/16-18):** Appeared in all three games with starts at designated hitter in the series opener and series finale...Reached base via hit-by-pitch and scored a run in the series opener...Entered at catcher in the middle game of the series...Was 1-for-4 with a walk, one run scored and one RBI in the series finale...Walked and scored in the eighth...Singled and was pinch ran for in the ninth. **SEC Tournament (5/22-24):** Started all three games, with two starts at designated hitter and one at catcher. **vs. LSU (5/22):** Was 1-for-3 with two hit-by-pitch and one RBI...Drove in an RBI with a bases-loaded hit-by-pitch in the third inning...Doubled in the 10th inning before being pinch ran for. **vs. Vanderbilt (5/23):** Singled and posted a sacrifice hit.

2019 Game-by-Game

Opponent (Date)	AB	R	H	RBI	BB
YOUNGSTOWN STATE (F15)			-DNP-		
YOUNGSTOWN STATE (F16)			-DNP-		
YOUNGSTOWN STATE (F16)			-DNP-		
UAB (F20)			-DNP-		
SOUTHERN MISS (F22)			-DNP-		
SOUTHERN MISS (F23)			-DNP-		
SOUTHERN MISS (F24)			-DNP-		
JACKSON STATE (F26)			-DNP-		
SOUTHEASTERN LOUISIANA (F27)	2	--	1	2	--
vs. Sam Houston State (Mr1)			-DNP-		
vs. Texas Tech (Mr2)			-DNP-		
EAST CAROLINA (Mr5)			-DNP-		
ARKANSAS-PINE BLUFF (Mr6)	1	1	1	1	--
MAINE (Mr8)			-DNP-		
MAINE (Mr8)	--	--	--	--	1
MAINE (Mr10)			-DNP-		
GRAMBLING (Mr13)	3	1	2	3	--
at Florida (Mr15)			-DNP-		
at Florida (Mr16)			-DNP-		
at Florida (Mr16)	2	--	--	--	1
LITTLE ROCK (Mr19)	1	--	--	--	--
at Samford (Mr20)	1	--	--	--	--
AUBURN (Mr22)			-DNP-		
AUBURN (Mr23)			-DNP-		
AUBURN (Mr24)			-DNP-		
MISSISSIPPI VALLEY STATE (Mr26)	--	--	--	--	--
LSU (Mr28)			-DNP-		
LSU (Mr29)			-DNP-		
LSU (Mr30)			-DNP-		
ULM (A3)	--	--	--	1	1
at Tennessee (A5)			-DNP-		
at Tennessee (A6)			-DNP-		
at Tennessee (A7)			-DNP-		
SOUTH ALABAMA (A10)			-DNP-		
ALABAMA (A12)			-DNP-		
ALABAMA (A13)			-DNP-		
ALABAMA (A14)	--	--	--	--	--
TEXAS SOUTHERN (A16) *	2	--	1	--	1
at Arkansas (A18)			-DNP-		
at Arkansas (A19)			-DNP-		
at Arkansas (A20)	2	--	--	--	--
vs. Ole Miss (A23)			-DNP-		
GEORGIA (A26)	2	1	1	1	--
GEORGIA (A27) *	1	1	--	--	1
GEORGIA (A28) *	3	--	1	--	1
at Texas A&M (My3)			-DNP-		
at Texas A&M-1 (My4)			-DNP-		
at Texas A&M-2 (My4) *	--	1	--	--	1
MEMPHIS (My8) *	1	1	--	1	2
at Ole Miss (My10)	1	--	1	--	--
at Ole Miss (My11)			-DNP-		
at Ole Miss (My12)	1	--	1	2	--
LOUISIANA TECH (My14) *	3	1	2	1	1
SOUTH CAROLINA (My16) *	5	1	--	--	--
SOUTH CAROLINA (My17)	--	--	--	--	--
SOUTH CAROLINA (My18) *	4	1	1	1	1
vs. LSU (My22) *	3	--	1	1	--
vs. Vanderbilt (My23) *	3	--	1	--	--
vs. LSU (My24) *	2	--	--	--	--
SOUTHERN (My31)			-DNP-		
CENTRAL MICHIGAN (Jun1)			-DNP-		
MIAMI (Jun2)			-DNP-		
STANFORD (Jun8)			-DNP-		
STANFORD (Jun9)			-DNP-		

* - Denotes Game Started

Hancock's Single-Game Career Highs

At-Bats	5	South Carolina, 5/16/19	Total Bases	2	Six Times; Last vs. LSU, 5/22/19
Runs	1	Nine Times; Last South Carolina, 5/18/19	Walks	2	Memphis, 5/8/19
Hits	2	Twice; Last Louisiana Tech, 5/14/19	Strikeouts	2	South Carolina, 5/16/19
RBIs	3	Grambling, 3/13/19	Stolen Bases	---	
Doubles	1	Four Times; Last vs. LSU, 5/22/19			
Triples	---				
Home Runs	---				

Hancock's Career Statistics

	Avg	GP-GS	AB	R	H	2B	3B	HR	RBI	TB	SLG%	BB	HBP	SO	GDP	OB%	SF	SH	SB-ATT	PO	A	E	FLD%
2019	.326	26-12	43	9	14	4	0	0	14	18	.419	11	3	10	2	.483	1	1	0-0	43	7	1	.980
Career	.326	26-12	43	9	14	4	0	0	14	18	.419	11	3	10	2	.483	1	1	0-0	43	7	1	.980



24 | Cole Gordon

RHP | L/R | 6-5 | 244 | Gr.

Tampa, Fla.

Owns bachelor's degrees in Business Administration & Marketing. Pursuing his MBA



2019 Game-by-Game

Opponent (Date)	Dec.	IP	H	R (ER)	BB	K
YOUNGSTOWN STATE (F15)	W	1.0	--	-- (--)	--	2
YOUNGSTOWN STATE (F16)		-DNP-				
YOUNGSTOWN STATE (F16)		-DNP-				
UAB (F20)	S	2.0	2	-- (--)	1	4
SOUTHERN MISS (F22)		-DNP-				
SOUTHERN MISS (F23)		-DNP-				
SOUTHERN MISS (F24)	W	2.0	--	-- (--)	3	2
JACKSON STATE (F26)		-DNP-				
SOUTHEASTERN LOUISIANA (F27)		-DNP-				
vs. Sam Houston State (Mr1)	S	1.0	1	-- (--)	--	1
vs. Texas Tech (Mr2)	S	1.0	--	-- (--)	--	2
EAST CAROLINA (Mr5)	S	1.0	--	-- (--)	--	4
ARKANSAS-PINE BLUFF (Mr6)		-DNP-				
MAINE (Mr8)		-DNP-				
MAINE (Mr8)	--	1.0	--	-- (--)	--	2
MAINE (Mr10)	S	1.0	2	1 (1)	1	--
GRAMBLING (Mr13)		-DNP-				
at Florida (Mr15)	--	1.0	2	3 (3)	1	1
at Florida (Mr16)		-DNP-				
at Florida (Mr16)		-DNP-				
LITTLE ROCK (Mr19)		-DNP-				
at Samford (Mr20)	S	1.0	--	-- (--)	--	3
AUBURN (Mr22)		-DNP-				
AUBURN (Mr23)		-DNP-				
AUBURN (Mr24)	W	3.0	4	3 (3)	1	3
MISSISSIPPI VALLEY STATE (Mr26)		-DNP-				
LSU (Mr28)	S	1.1	1	0 (0)	0	3
LSU (Mr29)		-DNP-				
LSU (Mr30)		-DNP-				
ULM (A3)		-DNP-				
at Tennessee (A5)	--	1.0	2	1 (1)	--	--
at Tennessee (A6)		-DNP-				
at Tennessee (A7)		-DNP-				
SOUTH ALABAMA (A10)	S	2.0	1	-- (--)	1	4
ALABAMA (A12)		-DNP-				
ALABAMA (A13)		-DNP-				
ALABAMA (A14)	--	2.2	5	3 (3)	2	1
TEXAS SOUTHERN (A16)		-DNP-				
at Arkansas (A18)		-DNP-				
at Arkansas (A19)	--	1.0	2	5 (4)	4	3
at Arkansas (A20)		-DNP-				
vs. Ole Miss (A23)		-DNP-				
GEORGIA (A26)		-DNP-				
GEORGIA (A27)		-DNP-				
GEORGIA (A28)	H	0.1	--	-- (--)	1	1
at Texas A&M (My3)		-DNP-				
at Texas A&M-1 (My4)		-DNP-				
at Texas A&M-2 (My4)		-DNP-				
MEMPHIS (My8)	W	2.0	--	-- (--)	--	2
at Ole Miss (My10)		-DNP-				
at Ole Miss (My11)	S	1.0	1	-- (--)	--	1
at Ole Miss (My12)	--	1.0	1	-- (--)	--	2
LOUISIANA TECH (My14)	--	1.0	--	-- (--)	--	1
SOUTH CAROLINA (My16)		-DNP-				
SOUTH CAROLINA (My17)		-DNP-				
SOUTH CAROLINA (My18)	--	1.1	2	2 (2)	2	3
vs. LSU (My22)	--	5.0	1	-- (--)	4	8
vs. Vanderbilt (My23)		-DNP-				
vs. LSU (My24)		-DNP-				
SOUTHERN (My31)	S	2.0	1	-- (--)	1	6
CENTRAL MICHIGAN (Jun1)	ND	1.0	--	-- (--)	1	1
MIAMI (Jun2)	S	1.0	--	-- (--)	--	1
STANFORD (Jun8)	--	1.0	1	-- (--)	--	2
STANFORD (Jun9)	--	1.0	--	-- (--)	--	2

* - Denotes Game Started | (W)in, (L)oss, H(old), (S)ave, (B)lowdown Save

2019 Biography

Career Notes & Records

Draft: Chosen in the 32nd round of the 2019 MLB First Year Player Draft by the New York Mets.

Career: Ranks tied for No. 7 on the career saves chart (16) with **Bryan Hardwick** (1979-80, 82).

Season: 2019: Sits No. 7 on the single season saves charts (11).

2019 Season

Awards: Named to the preseason and midseason Stopper of the Year Award watchlists...Earned the Mississippi State University Mater's Graduate Student Assistant of the Year award for his work in the Office of the Graduate School during the 2018-19 academic year.

Season: Appeared in 28 games, all out of the bullpen...Started season with nine scoreless innings of work to run his scoreless-innings streak to 25 innings, a streak that started in 2018.

Youngstown State (2/15-16): Appeared in the series opener and pitched a no-hit inning to earn the win...Struck out a pair of batters. **UAB (2/20):** Struck out four batters over two scoreless innings...Finished the game to earn the save. **Southern Miss (2/22-24):** Pitched the last two innings of the series finale...Allowed no runs and earned the win despite walking three batters. **Frisco Classic (3/1-2):** Earned saves in each game of the event. **vs. Sam Houston State (3/1):** Allowed one hit but closed door on Bearkats in the ninth inning to pick up the save. **vs. Texas Tech (3/2):** Struck out two batters in a perfect ninth frame to earn the save. **ECU (3/5):** Pitched the ninth inning and struck out four batters to earn a save. **Maine (3/8-10):** Pitched in the final two games of the series...Tossed a perfect ninth in game two...Allowed his first run of the season on a sacrifice fly...Earned the save. **at Florida (3/15-16):** Pitched the ninth...Allowed three runs with a 6-2 lead but finished the game. **at Samford (3/20):** Earned sixth save after striking out side in ninth inning. **Auburn (3/22-24):** Threw three innings to close out the series finale to earn the win...Allowed three runs on four hits...Walked one and struck out three. **LSU (3/28-30):** Appeared in the series opener...Threw 1 1/3 scoreless innings and allowed one hit to earn the save...Struck out three. **at Tennessee (4/5-7):** Threw the final inning of the series-opening, 11-inning victory...Allowed one run on two hits in the outing. **South Alabama (4/10):** Notched the save with two scoreless innings of work...Allowed one hit, walked one and struck out four. **Alabama (4/12/14):** Appeared in relief in the series finale and threw 2 2/3 innings...Allowed three runs on five hits...Walked two and struck out one. **at Arkansas (4/18-20):** Allowed five runs - four earned - on two hits in one inning of relief work in the middle game of the series...Walked four and struck out three. **Georgia (4/26-28):** Appeared in the series finale and threw one-third of an inning...Walked one and struck out one to earn a hold. **Memphis (5/8):** Retired the final six batters of the game in order to earn the win...Didn't allow a base runner in two innings of work...Struck out two. **at Ole Miss (5/10-12):** Totaled two innings over two relief appearances...Picked up the save with a scoreless ninth inning of the middle game in the series...Allowed one hit and struck out one...Struck out two in a scoreless ninth inning of the series finale...Allowed one hit. **Louisiana Tech (5/14):** Threw a hitless, scoreless ninth inning with one strikeout. **South Carolina (5/16-18):** Appeared in the series finale...Allowed two runs on two hits in 1 1/3 innings...Walked two and struck out three. **SEC Tournament (5/22-24):** vs. **LSU (5/22):** Threw five innings of scoreless relief...Allowed one hit...Walked four and struck out eight. **NCAA Starkville Regional (5/31-6/2):** Appeared in all three games and collected two saves. **Southern (5/31):** Threw the final two innings scoreless...Allowed one hit and walked one...Struck out six batters to earn the save. **Central Michigan (6/1):** Walked one and struck out one in a scoreless ninth inning. **Miami (Fla.) (6/2):** Picked up the save with a clean ninth inning...Struck out one. **NCAA Super Regional (6/8-9):** Appeared in both games in relief...Threw scoreless ninth innings in both appearances...Allowed one hit in a scoreless inning of the series opener...Struck out two...Fanned two in one hitless, scoreless inning of the second game in the series.

Gordon's Single-Game Career Highs

Innings Pitched	7.0	vs. Florida, 5/26/17	Wild Pitches	3	Auburn, 4/29/17
Fewest Hits	0	22 Times; Last Stanford, 6/9/19	Hit-by-Pitch	2	vs. Florida, 5/26/17
Fewest Runs	0	44 Times; Last Stanford, 6/9/19	Total Pitches	112	vs. Oklahoma, 6/3/18
Fewest Earned Runs	0	44 Times; Last Stanford, 6/9/19			
Walks	5	vs. South Alabama, 6/2/17			
Strikeouts	10	vs. Oklahoma, 6/3/18			

Gordon's Career Statistics


	ERA	W-L	App	GS	CG	SHO/CBO	SV	IP	H	R	ER	BB	SO	2B	3B	HR	BF	BAA	WP	HBP	BK	SFA	SHA
2017	5.69	2-3	19	9	0	0/0	1	55.1	47	36	35	30	59	9	0	5	245	.234	8	6	0	3	5
2018	4.26	4-3	30	1	0	0/1	4	61.1	51	29	29	32	68	5	2	7	264	.227	13	3	0	0	4
2019	3.96	4-0	26	0	0	0/0	11	38.2	28	18	17	23	61	4	0	3	167	.199	6	1	0	2	0
Career	4.69	10-6	75	10	0	0/1	16	155.1	126	83	81	85	188	18	2	15	676	.222	27	10	0	5	9



32 | Landon Jordan

IF | L/R | 6-0 | 180 | Fr.
Poplarville, Miss.

Major: Kinesiology



2019 Biography

Season: Appeared in 33 games with 11 starts...Owns five starts at second base and five starts at designated hitter...Made his collegiate debut in the season opener versus Youngstown State (2/15) and collected his first collegiate hit in the game...Hit his first-career home run against South Carolina (5/16).

Youngstown State (2/15-16): Started and collected a hit in each game of the series...Singled and scored in his MSU debut...Walked, doubled and scored a run in the middle game of the series...Went 1-for-3 with a stolen base in the series finale. **Southern Miss (2/22-24):** Appeared in all three games of series...Started at second base in the series finale. **Jackson State (2/26):** Started at second base and earned his first RBI on a single...Also scored twice. **Arkansas-Pine Bluff (3/6):** Pinch-hit and walked...Scored twice and drove in one RBI single. **Maine (3/8-10):** Earned a hit and scored a run in each game...Had a pinch-hit double in each of the first two games...Started at second base in game three...Went 2-for-4 with an RBI, a run scored and a stolen base. **Little Rock (3/19):** Despite going hitless, scored twice and collected an RBI. **at Samford (3/20):** Tallied two RBIs. **Auburn (3/22-24):** Appeared in the middle game of the series as a pinch hitter...Drove in two RBIs with an eighth-inning single in the middle game of the weekend...Scored a run. **Mississippi Valley State (3/26):** Went 1-for-1 with a run scored as a pinch hitter. **LSU (3/28-30):** Appeared in the series finale as a defensive replacement at second base...Went 1-for-1 with a single in his lone at bat. **at Tennessee (4/5-7):** Started the series finale at designated hitter. **Alabama (4/12/14):** Appeared in series opener and series finale as a pinch hitter. **at Arkansas (4/18-20):** Pinch hit in the final two games of the series...Made one plate appearance in each appearance...Walked in his plate appearance in the series finale. **Georgia (4/26-28):** Appeared in the first game of the series...Went 1-for-1 with an RBI single in the eighth inning as a pinch hitter...Stayed in and played third base. **at Ole Miss (5/10-12):** Entered as a pinch runner in the series opener. **South Carolina (5/16-18):** Appeared in all three games with one start at designated hitter...Entered the series opener as a defensive replacement and went 3-for-3 at the plate...Scored one run and drove in two RBIs...Hit his first career home run to lead off the sixth inning...Started at designated hitter in the middle game of the series...Reached base via hit-by-pitch and error...Scored a run in the seventh after reaching on an error...Drew a ninth-inning walk and came around to score in the ninth inning. **SEC Tournament (5/22-24):** Appeared in two games. vs. *LSU (5/22):* Entered as a pinch runner in 10th inning...Went 2-for-3 with a stolen base...Singled in the 14th and 16th inning...Stole a base in the 14th inning. vs. *Vanderbilt (5/23):* Made a pinch hit appearance.

2019 Game-by-Game

Opponent (Date)	AB	R	H	RBI	BB
YOUNGSTOWN STATE (F15) *	4	1	1	--	--
YOUNGSTOWN STATE (F16) *	2	1	1	--	1
YOUNGSTOWN STATE (F16) *	3	--	1	--	--
UAB (F20) *	3	--	--	--	--
SOUTHERN MISS (F22)	1	--	--	--	--
SOUTHERN MISS (F23)	1	--	--	--	--
SOUTHERN MISS (F24) *	3	--	--	--	--
JACKSON STATE (F26) *	3	2	1	1	--
SOUTHEASTERN LOUISIANA (F27)	1	--	--	--	--
vs. Sam Houston State (Mr1)				-DNP-	
vs. Texas Tech (Mr2)	1	--	--	--	--
EAST CAROLINA (Mr5)				-DNP-	
ARKANSAS-PINE BLUFF (Mr6)	1	2	1	1	1
MAINE (Mr8)	1	1	1	--	--
MAINE (Mr8)	1	1	1	--	1
MAINE (Mr10) *	4	1	2	1	--
GRAMBLING (Mr13)	2	--	--	--	--
at Florida (Mr15)				-DNP-	
at Florida (Mr16)				-DNP-	
at Florida (Mr16)	1	--	--	--	--
LITTLE ROCK (Mr19)	4	2	--	1	1
at Samford (Mr20)	5	1	1	2	--
AUBURN (Mr22)				-DNP-	
AUBURN (Mr23)	1	1	1	2	--
AUBURN (Mr24)				-DNP-	
MISSISSIPPI VALLEY STATE (Mr26)	1	1	1	--	--
LSU (Mr28)				-DNP-	
LSU (Mr29)				-DNP-	
LSU (Mr30)	1	--	1	--	--
ULM (A3)				-DNP-	
at Tennessee (A5)				-DNP-	
at Tennessee (A6)				-DNP-	
at Tennessee (A7) *	1	--	--	--	--
SOUTH ALABAMA (A10)				-DNP-	
ALABAMA (A12)	1	--	--	--	--
ALABAMA (A13)				-DNP-	
ALABAMA (A14)	1	--	--	--	--
TEXAS SOUTHERN (A16)				-DNP-	
at Arkansas (A18)				-DNP-	
at Arkansas (A19)	1	--	--	--	--
at Arkansas (A20)	--	--	--	--	1
vs. Ole Miss (A23)				-DNP-	
GEORGIA (A26)	1	--	1	1	--
GEORGIA (A27)				-DNP-	
GEORGIA (A28)				-DNP-	
at Texas A&M (My3)				-DNP-	
at Texas A&M-1 (My4)				-DNP-	
at Texas A&M-2 (My4)				-DNP-	
MEMPHIS (My8)				-DNP-	
at Ole Miss (My10)	--	--	--	--	--
at Ole Miss (My11)				-DNP-	
at Ole Miss (My12)				-DNP-	
LOUISIANA TECH (My14)				-DNP-	
SOUTH CAROLINA (My16)	3	1	3	2	--
SOUTH CAROLINA (My17) *	2	1	--	--	--
SOUTH CAROLINA (My18)	--	1	--	--	1
vs. LSU (My22)	3	--	2	--	--
vs. Vanderbilt (My23)	1	--	--	--	--
vs. LSU (My24)				-DNP-	
SOUTHERN (My31)				-DNP-	
CENTRAL MICHIGAN (Jun1)				-DNP-	
MIAMI (Jun2)				-DNP-	
STANFORD (Jun8)				-DNP-	
STANFORD (Jun9)				-DNP-	

* - Denotes Game Started

L. Jordan's Single-Game Career Highs

At-Bats	5	at Samford, 3/20/19	Total Bases	6	South Carolina, 5/16/19
Runs	2	Four Times; Last vs. LSU, 5/22/19	Walks	1	Six Times; Last South Carolina, 5/18/19
Hits	3	South Carolina, 5/16/19	Strikeouts	2	Grambling, 3/13/19
RBIs	2	Three Times; Last South Carolina, 5/16/19	Stolen Bases	1	Four Times; Last vs. LSU, 5/22/19
Doubles	1	Three Times; Last Maine, 3/8/19			
Triples	---				
Home Runs	1	South Carolina, 5/16/19			

L. Jordan's Career Statistics

	Avg	GP-GS	AB	R	H	2B	3B	HR	RBI	TB	SLG%	BB	HBP	SO	GDP	OB%	SF	SH	SB-ATT	PO	A	E	FLD%
2019	.328	33-11	58	17	19	3	0	1	11	25	.431	6	1	7	2	.400	0	0	4-4	9	13	0	1.000
Career	.328	33-11	58	17	19	3	0	1	11	25	.431	6	1	7	2	.400	0	0	4-4	9	13	0	1.000



2019 Game-by-Game

Opponent (Date)	AB	R	H	RBI	BB
YOUNGSTOWN STATE (F15)	--	--	--	--	--
YOUNGSTOWN STATE (F16)	2	--	1	1	--
YOUNGSTOWN STATE (F16)	1	--	--	--	--
UAB (F20)			-DNP-		
SOUTHERN MISS (F22)			-DNP-		
SOUTHERN MISS (F23)			-DNP-		
SOUTHERN MISS (F24)			-DNP-		
JACKSON STATE (F26)	1	1	--	1	--
SOUTHEASTERN LOUISIANA (F27)	--	1	--	--	1
vs. Sam Houston State (Mr1)			-DNP-		
vs. Texas Tech (Mr2)			-DNP-		
EAST CAROLINA (Mr5)			-DNP-		
ARKANSAS-PINE BLUFF (Mr6)	1	--	1	--	--
MAINE (Mr8)	--	--	--	--	--
MAINE (Mr8)			-DNP-		
MAINE (Mr10)			-DNP-		
GRAMBLING (Mr13)	3	--	--	--	--
at Florida (Mr15)			-DNP-		
at Florida (Mr16)			-DNP-		
at Florida (Mr16)	2	--	--	--	--
LITTLE ROCK (Mr19)	--	--	--	--	--
at Samford (Mr20)			-DNP-		
AUBURN (Mr22)			-DNP-		
AUBURN (Mr23)	1	--	1	--	--
AUBURN (Mr24) *	6	1	3	1	--
MISSISSIPPI VALLEY STATE (Mr26)			-DNP-		
LSU (Mr28)			-DNP-		
LSU (Mr29)	--	--	--	--	1
LSU (Mr30)	1	--	--	--	--
ULM (A3) *	4	2	3	2	--
at Tennessee (A5) *	5	1	1	--	--
at Tennessee (A6)			-DNP-		
at Tennessee (A7)	1	1	--	1	--
SOUTH ALABAMA (A10)			-DNP-		
ALABAMA (A12) *	3	--	2	1	--
ALABAMA (A13) *	4	--	--	--	--
ALABAMA (A14)	1	--	--	--	--
TEXAS SOUTHERN (A16)			-DNP-		
at Arkansas (A18)	1	--	--	--	--
at Arkansas (A19) *	3	--	--	--	--
at Arkansas (A20)			-DNP-		
vs. Ole Miss (A23) *	2	--	--	--	--
GEORGIA (A26)	1	1	1	1	--
GEORGIA (A27) `			-DNP-		
GEORGIA (A28)	--	--	--	--	--
at Texas A&M (My3)			-DNP-		
at Texas A&M-1 (My4)			-DNP-		
at Texas A&M-2 (My4)			-DNP-		
MEMPHIS (My8)			-DNP-		
at Ole Miss (My10)			-DNP-		
at Ole Miss (My11)			-DNP-		
at Ole Miss (My12)	1	--	--	--	--
LOUISIANA TECH (My14) *	2	--	--	--	1
SOUTH CAROLINA (My16)	2	1	1	3	--
SOUTH CAROLINA (My17)			-DNP-		
SOUTH CAROLINA (My18)	--	--	--	--	--
vs. LSU (My22)	--	--	--	--	--
vs. Vanderbilt (My23)			-DNP-		
vs. LSU (My24)	1	--	--	--	--
SOUTHERN (My31)	--	--	--	--	--
CENTRAL MICHIGAN (Jun1)	--	--	--	--	--
MIAMI (Jun2)			-DNP-		
STANFORD (Jun8)			-DNP-		
STANFORD (Jun9)			-DNP-		

* - Denotes Game Started

2019 Biography

Career Notes & Records
Career: Also a member of the Mississippi State football team as a tight end...Appeared in three games in 2018 and made one reception for 21 yards against Louisiana-Lafayette.

2019 Season
Season: Appeared in 33 games with eight starts...Made six starts at designated hitter and two in right field...Collected his first-career RBI single as a pinch hitter against Youngstown State (2/16)...Made his first-career start in the series finale against Auburn (3/24) at designated hitter...Started in right field versus Ole Miss (4/23) in the Governor's Cup...Hit his first collegiate home run against South Carolina (5/16).

Youngstown State (2/15-16): Appeared in every game of the three-game series...Made his MSU debut in game one as a defensive substitution in right field...Pinch hit in game two and tallied two at-bats...Singled and drove in an RBI...Struck out in lone game three at-bat. **Jackson State (2/26):** Reached on an error as a pinch hitter to register an RBI...Scored first collegiate run. **Southeastern Louisiana (2/27):** Walked and scored in lone pinch-hit at-bat. **Arkansas-Pine Bluff (3/6):** Pinch-hit and doubled in his lone plate appearance. **Maine (3/8-10):** Came into game one as a defensive replacement in right field. **Auburn (3/22-24):** Appeared in the final two games of the series...Started the series finale for his first collegiate start...Doubled in a pinch hit appearance in the middle game of the series...Went 3-for-6 in the series finale...Doubled, scored and drove in one RBI. **LSU (3/28-30):** Appeared in the final two games of the series...Pinch hit and walked in the middle game of the series...Had one at bat in the series finale. **ULM (4/3):** Started at designated hitter...Went 3-for-4 with two RBIs and two runs scored...Posted two fourth-inning singles, driving in two runs on the second base hit of the inning...Also singled in the fifth. **at Tennessee (4/5-7):** Appeared in two games with one start...Started the series opener at designated hitter...Singled and scored a run in the 11th inning of the opening game in the series...Entered the series finale as a pinch hitter...Was hit by a pitch and scored the eventual winning run in the sixth inning. **Alabama (4/12/14):** Appeared in all three games with two starts at designated hitter...Went 2-for-3 with one RBI in the series opener...Drove in the first run of the game with a single in the first inning. **at Arkansas (4/18-20):** Appeared in the first two games of the series...Started the middle game of the series at designated hitter. **vs. Ole Miss (4/23):** Made the start in right field. **Georgia (4/26-28):** Appeared in two games off the bench...Came on to play right field in the series opener...Went 1-for-1 with an RBI double in the series opener...Also scored a run...Came on as a pinch runner in the series finale. **at Ole Miss (5/10-12):** Entered as a pinch runner and played right field in the series finale. **Louisiana Tech (5/14):** Started in right field...Walked once in three plate appearances. **South Carolina (5/16-18):** Appeared in two games in the series...Went 1-for-2 with a hit-by-pitch in the series opener...Hit his first-career home run in the eighth inning, a three-run shot...Appeared in the series finale as a defensive replacement. **SEC Tournament (5/22-24):** Appeared in two games as a defensive replacement. **NCAA Starkville Regional (5/31-6/2):** Appeared in two games as a defensive replacement...Saw time against Southern (5/31) and Central Michigan (6/1) in right field.

Cumbe's Single-Game Career Highs

At-Bats	6	Auburn, 3/24/19	Total Bases	4	Twice; Last South Carolina, 5/16/19
Runs	2	ULM, 4/3/19	Walks	1	Three Times; Last Louisiana Tech, 5/14/19
Hits	3	Twice; Last ULM, 4/3/19	Strikeouts	3	at Arkansas, 4/19/19
RBIs	3	South Carolina, 5/16/19	Stolen Bases	---	
Doubles	1	Four Times; Last Georgia, 3/26/19			
Triples	---				
Home Runs	1	Last South Carolina, 5/16/19			

Cumbe's Career Statistics

	Avg	GP-GS	AB	R	H	2B	3B	HR	RBI	TB	SLG%	BB	HBP	SO	GDP	OB%	SF	SH	SB-ATT	PO	A	E	FLD%
2019	.286	33-8	49	9	14	4	0	1	11	21	.429	3	2	12	1	.345	1	0	0-0	6	0	0	1.000
Career	.286	33-8	49	9	14	4	0	1	11	21	.429	3	2	12	1	.345	1	0	0-0	6	0	0	1.000



34 | Marshall Gilbert

C | R/R | 6-0 | 203 | Sr.
Kenosha, Wis.

Major: Business Administration



2019 Biography

Career Notes & Records

Draft: Chosen in the 29th round of the 2019 MLB First Year Player Draft by the Pittsburgh Pirates.

2019 Season

Season: Appeared in 52 games with 32 starts...Started 25 games at third base, three at catcher and four at designated hitter.

Youngstown State (2/15-16): Appeared in the series finale as a defensive substitution at catcher...Saw one at bat. **Southern Miss (2/22-24):** Appeared in the final two games of the series...Started at designated hitter in the middle game...Collected a pair of hits...Entered as a defensive replacement in the series finale. **Jackson State (2/26):** Started at catcher...Hit a solo home run as a part of a two-hit day...Had two runs scored. **Southeastern Louisiana (2/27):** Started designated hitter...Singled and walked. **Frisco Classic (3/1-2):** Appeared in both games as a pinch hitter. **Arkansas Pine-Bluff (3/6):** Doubled, walked and collected three RBIs. **Maine (3/8-10):** Appeared in all three games...Doubled in series finale. **Grambling (3/13):** Entered as a pinch hitter...Doubled in two at-bats. **at Samford (3/20):** Pinch hit...Tallied a hit and a walk in two total plate appearances. **Auburn (3/22-24):** Appeared in two games, appearing as a pinch hitter in the series opener and middle game of the series. **Mississippi Valley State (3/26):** Started at designated hitter. **LSU (3/28-30):** Appeared as a pinch hitter in the series finale. **ULM (4/3):** Entered as a pinch hitter and stayed in the game to play third base. **at Tennessee (4/5-7):** Appeared in all three games with two starts...Started at third base for the first time in his career in the middle game of the series...Entered as a defensive replacement during the series opener and walked in the 11th inning...Was 1-for-2 with a walk in the middle game of the series...Waled to push across the game-tying run in the fourth inning of the series finale. **Alabama (4/12/14):** Started the final two games of the series at third base...Hit .500 (3-for-6) in his two appearances...Scored four runs and drove in two RBIs in the series...Walked and homered in the series opener...Scored two runs and plated one RBI...Singled and homered in the series finale...Scored twice and drove in one RBI. **Texas Southern (4/16):** Started at third base. **at Arkansas (4/18-20):** Appeared in all three games as a defensive replacement...Appeared at third base and catcher in the series. **vs. Ole Miss (4/23):** Made the start at third base...Singled, walked and scored a run. **Georgia (4/26-28):** Appeared in all three games, starting the series opener at designated hitter...Went 1-for-3 with a walk in the series opener...Scored twice...Pinch hit in the middle game of the series...Was hit by a pitch in the series finale after entering as a defensive replacement. **at Texas A&M (5/3-4):** Started all three games at third base...Doubled for his lone hit in the series opener...Posted a two-hit game in the series finale, adding his second double of the weekend. **Memphis (5/8):** Started at third base and went 2-for-4...Hit a second-inning, three-run home run...Also singled in the fourth. **at Ole Miss (5/10-12):** Started all three games at third base...Reached base in each game...Walked in the series opener...Reached base in all four plate appearances without an official at bat in the middle game of the series...Walked twice and was hit by a pitch...Scored one run in the middle game of the series...Posted a 2-for-4 day with a walk, one RBI and three runs scored in the series finale...Walked and scored the first MSU run of the game in the third inning...Drove in the first run of the nine-run fourth inning with a two-out single and came around to score...Doubled with two outs and came in to score in the ninth inning. **Louisiana Tech (5/14):** Went 2-for-4 with three RBIs and one runs scored...Hit a second-inning home run to open the scoring...Drove in one RBI with a fifth-inning single. **South Carolina (5/16-18):** Started all three games at third base...Hit .417 (5-for-12) on the weekend with two RBIs and four runs scored...Posted a pair of singles and scored twice in the series opener...Reached base via error and scored a run in the middle game in the series...Went 3-for-5 with one run scored and two RBIs...Singled and scored a run in the seventh...Singled to drive in two RBIs in the eighth inning. **SEC Tournament (5/22-24):** Started all three games at third base. **vs. LSU (5/22):** Went 1-for-6 with walk and sacrifice bunt. **vs. Vanderbilt (5/23):** Was 2-for-3 with a hit-by-pitch. **vs. LSU (5/24):** Singled for is lone hit in three at-bats. **NCAA Starkville Regional (5/31-6/2):** Started all three games at third base. **Southern (5/31):** Laid down a sacrifice bunt to move the eventual game-winning runs into scoring position in the seventh inning. **Central Michigan (6/1):** Singled for his lone hit in the third inning. **Miami (Fla.) (6/2):** Walked and scored a run in the eighth inning. **NCAA Super Regional (6/8-9):** Started both games at third base...Posted a .500 (3-for-6) average with a .625 on-base percentage...Opened the series with a 1-for-2 effort at the plate with two walks and one run scored...Walked in the second and fourth innings, coming around to score in the fourth...Singled in the sixth...Went 2-for-4 with two runs scored...Singled and scored in bot the third and fourth innings.

Gilbert's Single-Game Career Highs

At-Bats	6	Twice; Last vs. LSU, 5/22/18	Total Bases	6	Twice; Last vs. Ole Miss, 4/24/18
Runs	3	Twice; Last at Ole Miss, 5/12/19	Walks	2	Four Times; Last Stanford, 6/9/19
Hits	3	Four Times; Last South Carolina, 5/18/19	Strikeouts	3	at Southern Miss, 2/16/18
RBIs	4	Alcorn State, 3/20/18	Stolen Bases	---	
Doubles	2	vs. Nicholls State, 2/24/18			
Triples	---				
Home Runs	1	Seven Times; Last Louisiana Tech, 5/14/19			

Gilbert's Career Statistics

	Avg	GP-GS	AB	R	H	2B	3B	HR	RBI	TB	SLG%	BB	HBP	SO	GDP	OB%	SF	SH	SB-ATT	PO	A	E	FLD%
2018	.254	41-31	114	18	29	9	0	2	18	44	.386	15	0	37	3	.341	0	1	0-0	276	29	3	.990
2019	.308	50-30	117	21	36	6	0	5	16	57	.487	19	5	29	4	.426	0	4	0-0	41	42	6	.933
Career	.281	91-61	231	39	65	15	0	7	34	101	.437	34	5	66	7	.385	0	5	0-0	317	71	9	.977

2019 Game-by-Game

Opponent (Date)	AB	R	H	RBI	BB
YOUNGSTOWN STATE (F15)			-DNP-		
YOUNGSTOWN STATE (F16)			-DNP-		
YOUNGSTOWN STATE (F16)	1	--	--	--	--
UAB (F20)			-DNP-		
SOUTHERN MISS (F22)			-DNP-		
SOUTHERN MISS (F23) *	4	--	2	--	--
SOUTHERN MISS (F24)	--	--	--	--	--
JACKSON STATE (F26) *	3	2	2	1	1
SOUTHEASTERN LOUISIANA (F27) *	2	--	1	--	1
vs. Sam Houston State (Mr1)	1	--	--	--	--
vs. Texas Tech (Mr2)	1	--	--	--	--
EAST CAROLINA (Mr5)			-DNP-		
ARKANSAS-PINE BLUFF (Mr6) *	3	1	2	3	1
MAINE (Mr8)	1	--	--	--	--
MAINE (Mr8)	1	--	--	--	--
MAINE (Mr10)	3	--	1	--	--
GRAMBLING (Mr13)	2	--	1	--	--
at Florida (Mr15)			-DNP-		
at Florida (Mr16)			-DNP-		
at Florida (Mr16)	3	--	1	--	--
LITTLE ROCK (Mr19)	1	--	--	--	1
at Samford (Mr20)	1	--	1	--	1
AUBURN (Mr22)	1	--	--	--	--
AUBURN (Mr23)	2	--	--	--	--
AUBURN (Mr24)			-DNP-		
MISSISSIPPI VALLEY STATE (Mr26) *	2	--	--	--	--
LSU (Mr28)			-DNP-		
LSU (Mr29)			-DNP-		
LSU (Mr30)	1	--	--	--	--
ULM (A3)	2	--	--	--	1
at Tennessee (A5)	1	--	--	--	1
at Tennessee (A6) *	2	--	1	--	1
at Tennessee (A7) *	2	--	--	1	1
SOUTH ALABAMA (A10)			-DNP-		
ALABAMA (A12)			-DNP-		
ALABAMA (A13) *	3	2	1	1	1
ALABAMA (A14) *	3	2	2	1	1
TEXAS SOUTHERN (A16) *	3	--	--	--	--
at Arkansas (A18)	--	--	--	--	--
at Arkansas (A19)	--	--	--	--	--
at Arkansas (A20)	2	--	--	--	--
vs. Ole Miss (A23) *	3	1	1	--	1
GEORGIA (A26) *	3	2	1	--	1
GEORGIA (A27)	1	--	--	--	--
GEORGIA (A28)	1	--	--	--	--
at Texas A&M (My3) *	4	--	1	--	--
at Texas A&M-1 (My4) *	2	--	--	--	--
at Texas A&M-2 (My4) *	3	--	2	--	--
MEMPHIS (My8) *	4	1	2	3	--
at Ole Miss (My10) *	2	--	--	--	1
at Ole Miss (My11) *	--	1	--	--	2
at Ole Miss (My12) *	4	3	2	1	1
LOUISIANA TECH (My14) *	4	1	2	3	--
SOUTH CAROLINA (My16) *	3	2	2	--	--
SOUTH CAROLINA (My17) *	4	1	--	--	--
SOUTH CAROLINA (My18) *	5	1	3	2	--
vs. LSU (My22) *	6	--	1	--	1
vs. Vanderbilt (My23) *	3	--	2	--	--
vs. LSU (My24) *	3	--	1	--	--
SOUTHERN (My31) *	4	--	--	--	--
CENTRAL MICHIGAN (Jun1) *	4	--	1	--	--
MIAMI (Jun2) *	3	1	--	--	1
STANFORD (Jun8) *	2	1	1	--	2
STANFORD (Jun9) *	4	2	2	--	--

* - Denotes Game Started





40 | Elijah MacNamee

OF | R/R | 6-3 | 198 | Sr.
Cypress, Texas

Major: Interdisciplinary Studies



2019 Biography

Awards: Named to Frisco Classic All-Tournament Team...Honored as SEC Player of the Week March 18.

Season: Started 57 games, with 54 in right field and three at designated hitter...Tallied seven consecutive multi-hit games between March 8-16.

Youngstown State (2/15-16): Picked up five hits, five RBIs and two extra base hits in the three-game series...Scored a run in all three games...Homered and drove in three runs in the season opener...Tallied three hits – including a double – and plated two RBIs in middle game of the series...Walked, stole a base, scored and drove in one RBI in the finale. **UAB (2/20):** Reached base once via hit-by-pitch. **Southern Miss (2/22-24):** Started all three games...Picked up two hits – including a double – and drove in two RBIs in series finale. **Jackson State (2/26):** Doubled, walked twice and scored a run. **Southeastern Louisiana (2/27):** Drove in one RBI on a sacrifice fly...Also came around to score after a hit-by-pitch. **Frisco Classic (3/1-2):** Tallied a hit in each of the two games. vs. *Sam Houston State (3/1):* Went 1-for-4 with an RBI double...Scored one run. vs. *Texas Tech (3/2):* Grabbed one hit and two walks...Also scored a run. **ECU (3/5):** Walked and drove in two runs...Had an RBI single and a sacrifice fly. **Arkansas-Pine Bluff (3/6):** Reached base three times and scored all three times...Posted an RBI single. **Maine (3/8-10):** Tallied two hits and a run scored in each game of the three-game set...Doubled and scored in the series opener...Went 2-for-3 in the middle game...Added one walk and one stolen base...Had the game-winning RBI single in the series finale. **Grambling (3/13):** Collected five RBIs via a sacrifice fly and a grand slam. **at Florida (3/15-16):** Collected seven hits over the weekend and a multi-hit game in each contest...Doubled and drove in a pair of RBIs in the opener...Homered in game two. **Little Rock (3/19):** Walked twice, scored twice and singled. **Auburn (3/22-24):** Started all three games in right field...Reached base in all three games...Walked and scored a run in the series opener...Doubled, walked twice and scored two runs in the middle game of the series...Reached base three times in the series finale...Scored three runs and drove in one RBI with a sacrifice fly in the finale. **Mississippi Valley State (3/26):** Went 1-for-4 with a walk...Drove in three RBIs and scored one run...Stole one base...Plated two runs with an RBI single...Added one RBI on a sacrifice fly. **LSU (3/28-30):** Started all three games in right field...Had one hit in each game...Reached base three times in the series opener with a home run, walk and hit-by-pitch...Walked in the first, was hit by a pitch in the third inning and hit a solo home run to lead off the fifth inning...Scored twice and plated one RBI in the opener...Singled to plate an RBI in the middle game of the series...Singled for his lone hit in the series finale. **ULM (4/3):** Went 2-for-4 in a start...Also walked and was hit by a pitch...Drove in two runs and scored three times...Plated the first run of the game with an RBI single in the first inning...Singled and scored in the fourth...Was hit by a pitch and scored in the sixth. **at Tennessee (4/5-7):** Started all three games in right field...Reached base eight times in the series with five hits and three walks...Went 2-for-3 with two walks in the series opener...Drove in the first run of the game with a first-inning double...Scored the first run of the 11th inning on a wild pitch...Reached base twice in the middle game of the series...Walked in the first inning...Singled and scored the lone run of the game in the fourth...Singled and doubled in the series finale...Plated an RBI and came around to score on a fourth-inning base hit. **Alabama (4/12/14):** Started all three games in right field and collected hits in each game...Singled twice in the series opener...Drove in an RBI with a seventh-inning base hit...Reached base twice in the middle game of the series...Walked in the fourth inning...Hit a two-run home run in the seventh inning...Doubled and walked in the series finale...Plated one RBI with a second-inning double, eventually coming around to score...Walked and scored in the seventh. **Texas Southern (4/16):** Posted a 2-for-4 night at the plate with one RBI and one run scored...Doubled to drive in the first run of the game in the first inning...Added an eighth-inning single and came around to score. **at Arkansas (4/18-20):** Started all three games in right field...Hit a ninth-inning solo home run in the series opener for his lone hit...Drew a bases loaded walk in the middle game of the series to collect an RBI. **vs. Ole Miss (4/23):** Started at designated hitter...Singled and scored a run in the sixth inning. **Georgia (4/26-28):** Started all three games in right field...Walked and scored a run in the middle game of the series...Reached base once - via walk - in the series finale. **at Texas A&M (5/3-4):** Started all three games in right field...Reached base three times in the series opener...Was hit by a pitch in the fourth and came around to score the first run of the game...Also singled and walked in the opener...Singled for his lone hit in the series finale. **Memphis (5/8):** Posted a pair of hits and drove in three RBIs in the start...Plated the first run of the game for MSU with an RBI ground out...Doubled and scored a run in the fifth...Drove in the game-winning runs with a two-RBI double in the eighth inning. **at Ole Miss (5/10-12):** Started all three games in right field...Left the series finale due to injury...Doubled and scored a run in the fourth inning of the middle game in the series...Doubled in his lone at bat of the series finale. **NCAA Starkville Regional (5/31-6/2):** Started all three games, with two coming at designated hitter and one in right field. *Southern (5/31):* Reached base twice without a hit...Walked in the third inning...Was hit by a pitch in the sixth inning. *Central Michigan (6/1):* Doubled to drive in the first two RBIs of the game in the first inning. **NCAA Super Regional (6/8-9):** Started both games in right field...Had one hit in each game...Posted a double and drove in one run in the first game of the series...Plated a run in the fourth inning with a ground out...Doubled in the eighth inning...Was 1-for-3 with two runs scored and three RBIs in the second game of the series...Walked in the second and third innings, coming around to score in the third...Hit a three-run home run in the ninth inning.

MacNamee's Single-Game Career Highs

At-Bats	6	at Kentucky, 5/13/18	Total Bases	9	Vanderbilt, 6/8/18
Runs	3	Seven Times; Last ULM, 4/3/19	Walks	3	Twice; Last at Samford, 3/20/19
Hits	3	11 Times; Last at Florida, 3/16/19	Strikeouts	3	Four Times; Last Arkansas, 4/20/18
RBIs	6	Florida, 5/19/18	Stolen Bases	2	Mississippi Valley State, 3/26/19
Doubles	2	Four Times; Last Memphis, 5/8/19			
Triples	1	Auburn, 4/28/17			
Home Runs	2	Vanderbilt, 6/8/18			

MacNamee's Career Statistics

	Avg	GP-GS	AB	R	H	2B	3B	HR	RBI	TB	SLG%	BB	HBP	SO	GDP	OB%	SF	SH	SB-ATT	PO	A	E	FLD%
2017	.267	57-48	180	22	48	6	1	2	22	62	.344	11	3	51	3	.315	3	3	4-6	53	0	0	1.000
2018	.309	53-46	188	40	58	11	0	8	42	93	.495	13	9	49	4	.377	2	2	1-2	95	1	1	.990
2019	.289	55-55	197	47	57	18	0	6	47	93	.472	33	8	31	3	.403	5	0	4-7	71	4	2	.974
Career	.288	165-149	565	109	163	35	1	16	111	248	.439	57	20	131	10	.368	10	5	9-15	219	5	3	.987

2019 Game-by-Game

Opponent (Date)	AB	R	H	RBI	BB
YOUNGSTOWN STATE (F15) *	4	1	2	3	--
YOUNGSTOWN STATE (F16) *	4	1	3	2	1
YOUNGSTOWN STATE (F16) *	4	1	--	1	1
UAB (F20) *	3	--	--	--	--
SOUTHERN MISS (F22) *	4	--	--	--	--
SOUTHERN MISS (F23) *	4	--	--	--	1
SOUTHERN MISS (F24) *	3	--	2	2	1
JACKSON STATE (F26) *	2	1	1	--	2
SOUTHEASTERN LOUISIANA (F27) *	2	1	1	--	2
vs. Sam Houston State (Mr1) *	4	1	1	1	--
vs. Texas Tech (Mr2) *	2	1	1	--	2
EAST CAROLINA (Mr5) *	2	1	1	2	1
ARKANSAS-PINE BLUFF (Mr6) *	4	3	1	1	1
MAINE (Mr8) *	4	1	2	--	--
MAINE (Mr8) *	3	1	2	--	1
MAINE (Mr10) *	5	1	2	1	--
GRAMBLING (Mr13) *	3	2	2	5	--
at Florida (Mr15) *	5	1	2	2	--
at Florida (Mr16) *	5	2	3	1	--
at Florida (Mr16) *	4	--	2	--	--
LITTLE ROCK (Mr19) *	3	2	1	1	2
at Samford (Mr20) *	1	1	--	--	3
AUBURN (Mr22) *	4	1	--	--	1
AUBURN (Mr23) *	3	2	1	--	2
AUBURN (Mr24) *	4	3	2	1	1
MISSISSIPPI VALLEY STATE (Mr26) *	4	1	1	3	1
LSU (Mr28) *	2	2	1	1	1
LSU (Mr29) *	4	--	1	1	--
LSU (Mr30) *	4	--	1	--	--
ULM (A3) *	4	3	2	2	1
at Tennessee (A5) *	3	1	2	2	2
at Tennessee (A6) *	3	1	1	--	1
at Tennessee (A7) *	5	1	2	1	--
SOUTH ALABAMA (A10) *	4	--	--	--	--
ALABAMA (A12) *	4	--	2	1	--
ALABAMA (A13) *	4	1	1	2	1
ALABAMA (A14) *	4	2	1	1	1
TEXAS SOUTHERN (A16) *	4	1	2	1	--
at Arkansas (A18) *	4	1	1	1	--
at Arkansas (A19) *	3	--	--	1	1
at Arkansas (A20) *	3	--	--	--	--
vs. Ole Miss (A23) *	4	1	1	--	--
GEORGIA (A26) *	5	--	--	--	--
GEORGIA (A27) *	4	1	--	--	1
GEORGIA (A28) *	3	--	--	--	1
at Texas A&M (My3) *	2	1	--	--	1
at Texas A&M-1 (My4) *	3	--	--	--	--
at Texas A&M-2 (My4) *	4	--	1	--	--
MEMPHIS (My8) *	5	1	2	3	--
at Ole Miss (My10) *	4	--	--	--	--
at Ole Miss (My11) *	5	1	1	--	--
at Ole Miss (My12) *	1	--	1	--	--
LOUISIANA TECH (My14)				-DNP-	
SOUTH CAROLINA (My16)				-DNP-	
SOUTH CAROLINA (My17)				-DNP-	
SOUTH CAROLINA (My18)				-DNP-	
vs. LSU (My22)				-DNP-	
vs. Vanderbilt (My23)				-DNP-	
vs. LSU (My24)				-DNP-	
SOUTHERN (My31) *	3	--	--	1	1
CENTRAL MICHIGAN (Jun1) *	5	--	1	2	--
MIAMI (Jun2) *	4	--	--	--	--
STANFORD (Jun8) *	5	--	1	1	--
STANFORD (Jun9) *	3	2	1	3	2


* - Denotes Game Started



41 | Colby White

RHP | R/R | 6-0 | 190 | Jr.
Foxworth, Miss.

Major: Business Administration



2019 Game-by-Game

Opponent (Date)	Dec.	IP	H	R (ER)	BB	K
YOUNGSTOWN STATE (F15)	--	1.0	1	-- (--)	--	3
YOUNGSTOWN STATE (F16)		-DNP-				
YOUNGSTOWN STATE (F16)		-DNP-				
UAB (F20)		-DNP-				
SOUTHERN MISS (F22)		-DNP-				
SOUTHERN MISS (F23)	--	1.0	--	-- (--)	--	1
SOUTHERN MISS (F24)		-DNP-				
JACKSON STATE (F26)		-DNP-				
SOUTHEASTERN LOUISIANA (F27)	--	1.0	1	-- (--)	--	3
vs. Sam Houston State (Mr1)		-DNP-				
vs. Texas Tech (Mr2)	H	1.0	--	-- (--)	--	2
EAST CAROLINA (Mr5)	H	1.0	--	-- (--)	--	1
ARKANSAS-PINE BLUFF (Mr6)		-DNP-				
MAINE (Mr8)		-DNP-				
MAINE (Mr8)	--	1.0	--	-- (--)	--	1
MAINE (Mr10)	W	1.0	--	-- (--)	--	1
GRAMBLING (Mr13)		-DNP-				
at Florida (Mr15)	H	1.0	2	1(1)	--	--
at Florida (Mr16)		-DNP-				
at Florida (Mr16)		-DNP-				
LITTLE ROCK (Mr19)		-DNP-				
at Samford (Mr20)	H	1.0	1	-- (--)	--	2
AUBURN (Mr22)	L	1.0	3	2(2)	--	2
AUBURN (Mr23)		-DNP-				
AUBURN (Mr24)		-DNP-				
MISSISSIPPI VALLEY STATE (Mr26)	H	1.0	--	-- (--)	--	1
LSU (Mr28)		-DNP-				
LSU (Mr29)		-DNP-				
LSU (Mr30)	--	0.1	1	3(2)	1	1
ULM (A3)	--	1.0	--	-- (--)	--	3
at Tennessee (A5)		-DNP-				
at Tennessee (A6)	--	1.1	1	-- (--)	--	2
at Tennessee (A7)		-DNP-				
SOUTH ALABAMA (A10)		-DNP-				
ALABAMA (A12)	--	1.0	--	-- (--)	1	1
ALABAMA (A13)		-DNP-				
ALABAMA (A14)	--	1.0	1	-- (--)	1	1
TEXAS SOUTHERN (A16)	W	1.0	--	-- (--)	--	1
at Arkansas (A18)		-DNP-				
at Arkansas (A19)		-DNP-				
at Arkansas (A20)	--	1.0	--	-- (--)	1	3
vs. Ole Miss (A23)	--	1.0	1	-- (--)	--	2
GEORGIA (A26)		-DNP-				
GEORGIA (A27)	--	1.0	--	-- (--)	--	3
GEORGIA (A28)	--	1.0	3	4 (4)	1	2
at Texas A&M (My3)		-DNP-				
at Texas A&M-1 (My4)		-DNP-				
at Texas A&M-2 (My4)		-DNP-				
MEMPHIS (My8)		-DNP-				
at Ole Miss (My10)		-DNP-				
at Ole Miss (My11)	--	1.0	--	-- (--)	--	3
at Ole Miss (My12)		-DNP-				
LOUISIANA TECH (My14)		-DNP-				
SOUTH CAROLINA (My16)		-DNP-				
SOUTH CAROLINA (My17)	W	1.0	--	-- (--)	1	2
SOUTH CAROLINA (My18)		-DNP-				
vs. LSU (My22)		-DNP-				
vs. Vanderbilt (My23)		-DNP-				
vs. LSU (My24)		-DNP-				
SOUTHERN (My31)		-DNP-				
CENTRAL MICHIGAN (Jun1)	ND	1.0	--	-- (--)	1	2
MIAMI (Jun2)	ND	1.0	1	-- (--)	--	2
STANFORD (Jun8)	--	1.0	--	-- (--)	2	2
STANFORD (Jun9)		-DNP-				

* - Denotes Game Started | (W)in, (L)oss, H(old), (S)ave, (B)low/n Save

2019 Biography

Career Notes & Records

Draft: Chosen in the 6th round of the 2019 MLB First Year Player Draft by the Tampa Bay Rays.

2019 Season

Season: Appeared in 26 games, all in relief...Struck out three batters on opening day versus Youngstown State (2/15) in his MSU debut.

Youngstown State (2/15-16): Made his Diamond Dawg debut with three strikeouts in a scoreless inning during the season opener. **Southern Miss (2/23):** Closed out the game with a scoreless ninth...Struck out one. **Southeastern Louisiana (2/23):** Sat down three batters via strikeout one inning of work. **Frisco Classic (3/1-2):** vs. *Texas Tech* (3/2): Pitched a perfect eighth inning to preserve two-run lead...Struck out two to post a hold. **ECU (3/5):** Earned a hold after tossing a perfect eighth inning...Struck out one. **Maine (3/8-10):** Threw one inning with one strikeout in the middle game of the series and in the series finale. **at Samford (3/20):** Struck out two in a scoreless inning pitched. **Auburn (3/22-24):** Appeared in the series opener...Threw one inning and allowed two runs on three hits to take the loss...Struck out two and didn't walk a batter. **Mississippi Valley State (3/26):** Tossed one inning to collect a hold...Struck out one. **LSU (3/28-30):** Appeared in the series finale...Threw one-third of an inning and allowed three runs - two earned - on one hit...Walked one and struck out one. **ULM (4/3):** Stuck out all three batters he faced in a clean inning of relief. **at Tennessee (4/5-7):** Appeared in the middle game of the series...Threw 1 1/3 scoreless innings...Allowed one hit and struck out two. **Alabama (4/12/14):** Appeared in the series opener and series finale...Threw a pair of scoreless innings...Walked one and struck out one in one inning of work the series opener...Tossed a scoreless inning with a hit and walk allowed in the series finale...Struck out one. **Texas Southern (4/16):** Picked up the win after working a clean eighth inning...Struck out one. **at Arkansas (4/18-20):** Threw one scoreless inning in the series finale...Didn't allow a hit, walked one and struck out three. **vs. Ole Miss (4/23):** Threw one scoreless inning...Allowed one hit and struck out two. **Georgia (4/26-28):** Appeared in the final two games of the series...Threw a clean ninth inning in the middle game of the series...Struck out all three batters he faced...Allowed four runs on three hits and one walk in the series finale...Struck out two in one inning of work. **at Ole Miss (5/10-12):** Threw one inning of relief in the middle game of the series...Struck out all three batters he faced. **South Carolina (5/16-18):** Threw a scoreless inning in the middle game of the series...Walked one and struck out two. **NCAA Starkville Regional (5/31-6/2):** Appeared in two games in relief. **Central Michigan (6/1):** Walked one and struck out two in a scoreless inning of work. **Miami (Fla.) (6/2):** Allowed one hit and struck out two in a scoreless inning of work. **NCAA Super Regional (6/8-9):** Appeared in the series opener...Threw a scoreless inning with two walks and two strikeouts.

White's Single-Game Career Highs

Innings Pitched	1.1	at Tennessee, 4/6/19	Wild Pitches	1	Alabama, 4/12/19
Fewest Hits	0	15 Times; Last Stanford, 6/8/19	Hit-by-Pitch	1	East Carolina, 3/5/19
Fewest Runs	0	22 Times; Last Stanford, 6/8/19	Total Pitches	31	Georgia, 3/28/19
Fewest Earned Runs	0	22 Times; Last Stanford, 6/8/19			
Walks	2	Stanford, 6/8/19			
Strikeouts	3	Six Times; Last at Ole Miss, 5/11/19			

White's Career Statistics

	ERA	W-L	App	GS	CG	SHO/CBO	SV	IP	H	R	ER	BB	SO	2B	3B	HR	BF	BAA	WP	HBP	BK	SFA	SHA
2019	3.28	3-1	25	0	0	0/2	0	24.2	16	10	9	7	45	3	0	2	97	.180	1	1	0	0	0
Career	3.28	3-1	25	0	0	0/2	0	24.2	16	10	9	7	45	3	0	2	97	.180	1	1	0	0	0



2019 Biography

Career Notes & Records

Draft: Chosen in the 26th round of the 2018 MLB First Year Player Draft by the Arizona Diamondbacks...Selected in the 1st round of the 2019 Major League Baseball First Year Player Draft with the 28th overall pick by the Milwaukee Brewers...Is the 15th Mississippi State baseball student-athlete and firth in the last seven years to be taken in the first round...Is the fourth MSU left-handed pitcher to be selected in the first round of the MLB Draft.

Career: Ranks No. 3 in career strikeouts at Mississippi State (310), trailing only **Eric DuBose** (428; 1995-97) and **Jeff Brantley** (364; 1982-85).

Season: Is one of 24 Mississippi State pitchers to own a 100-strikeout season...One of just six MSU pitchers to register multiple 100-strikeout seasons, joining **Jeff Brantley** (1984, 85), **Eric DuBose** (1995, 96, 97), **Matt Ginter** (1998, 99), **Konnor Pilkington** (2017, 18) and **B.J. Wallace** (1991, 92). **2019:** Sits No. 2 on the single-season strikeout charts with 168, which is No. 6 all-time in SEC history. **2018:** Ranks No. 8 on the single-season strikeouts charts (122).

2019 Season

Awards: Selected to the NCAA Starkville Regional All-Tournament Team at pitcher...Selected a first-team All-American by Baseball America and Collegiate Baseball Newspaper...Named a finalist for the National Baseball Foundation's National Pitcher of the Year Award, the first MSU pitcher to ever garner finalist recognition for the award...Named SEC Pitcher of the Year, joining **Chris Stratton** (2012) as the only MSU pitchers to earn the honor...Tabbed first-team All-SEC...Earned his first-career SEC Pitcher of the Week honor after throwing seven no-hit innings at No. 15 Texas A&M to post the victory in the series opener...It was the first SEC Pitcher of the Week for Mississippi State since 2016, when **Dakota Hudson** won the award three times...Named to Collegiate Baseball Newspaper National Player of the Week Honor Roll four times (2/25, 3/18, 4/15, 5/6).

Season: Started 17 games, with 15 coming in series opening games...Owns 11 double-digit strikeout performances in 2019...Has allowed two-or-fewer runs 16 of 17 starts in 2019...Went 80 plate appearances to start the season without issuing a walk...Struck out his 100th batter of the season in the third inning of his 10th start of the season at Arkansas (4/18) to become the sixth MSU pitcher to post multiple 100-strikeout seasons...First 10-game winner for Mississippi State since **Ross Mitchell** (13; 2013).

Youngstown State (2/15-16): Tossed five innings and allowed two runs in a no decision...Struck out 11 batters. **Southern Miss (2/22-24):** Struck out 13 and allowed one hit in seven innings of work in a no decision. **Frisco Classic (3/1-2):** vs. *Sam Houston State (3/1):* Threw six innings and allowed two runs on seven hits...Collected six strikeouts in a no decision. **Maine (3/8-10):** Allowed an unearned run and struck out 10 in six innings of work...Collected his first win of the season...Walked two batters. **at Florida (3/15-16):** Started game one...Lasted six innings...Struck out 11 batters...Only allowed one run on two hits and three walks. **Auburn (3/22-24):** Threw six innings in a start...Allowed two runs on three hits in a no decision...Walked three and struck out seven. **LSU (3/28-30):** Started and picked up the win in the series opener...Threw five innings and allowed two runs on three hits...Walked four and struck out 10. **at Tennessee (4/5-7):** Scattered seven hits over seven innings of two-run work in a start on Friday night...Struck out 11 batters and didn't issue a walk...Hit one batter. **Alabama (4/12-14):** Made the start in the series opener and recorded 15 of his 18 outs via strikeout...Scattered three hits and three walks...Struck out the side in four of his six innings of work...Recorded at least one strikeout in all six innings pitched to earn the win. **at Arkansas (4/18-20):** Threw six innings in a series-opening start...Allowed three runs on five hits in a loss...Walked one and struck out nine. **Georgia (4/26-28):** Earned the win with six innings of work in the series opener...Allowed two runs - one earned - on two hits...Walked one and struck out 11. **at Texas A&M (5/3-4):** Held Texas A&M hitless in the seven innings during the series opener to earn the win...Lost a perfect game with one out in the seventh inning with a hit-by-pitch...Walked one and struck out eight. **at Ole Miss (5/10-12):** Threw five scoreless innings before coming out of the game following a 30-minute fog delay...Allowed three hits, walked one and struck out 10. **South Carolina (5/16-18):** Allowed two runs on three hits in five innings of work...Walked three and struck out seven to earn the win. **SEC Tournament (5/22-24):** vs. *Vanderbilt (5/23):* Allowed one run on three hits in seven innings and took the loss in a 1-0 game...Walked two and struck out 11. **NCAA Starkville Regional (5/31-6/2):** Made the start in the winner's bracket game on day two of the regional. **Central Michigan (6/1):** Allowed two runs on five hits over six innings of work to collect the win...Struck out 10 and walked three. **NCAA Super Regional (6/8-9):** Started the series opener and threw six innings...Allowed five hits - all singles - and just one unearned run to earn the win...Walked two and struck out eight.

Small's Single-Game Career Highs

Innings Pitched	8.0	at LSU, 3/30/18	Wild Pitches	2	Twice; Last Vanderbilt, 3/17/18
Fewest Hits	0	Eight Times; Last at Texas A&M, 5/3/19	Hit-by-Pitch	2	Texas A&M, 4/15/16
Fewest Runs	0	15 Times; Last at Ole Miss, 5/10/19	Total Pitches	117	Stanford, 6/8/19
Fewest Earned Runs	0	18 Times; Last Stanford, 6/8/19			
Walks	5	at Alabama, 5/5/18			
Strikeouts	15	Alabama, 4/12/19			

Small's Career Statistics

	ERA	W-L	App	GS	CG	SHO/CBO	SV	IP	H	R	ER	BB	SO	2B	3B	HR	BF	BAA	WP	HBP	BK	SFA	SHA
2016	13.06	1-0	15	0	0	0/2	0	10.1	11	15	15	10	20	1	0	1	56	.256	2	2	0	0	1
2018	3.20	5-4	18	18	0	0/1	0	101.1	93	40	36	33	122	18	0	8	427	.239	8	2	3	2	1
2019	1.88	9-2	16	16	0	0/3	0	96.0	53	22	20	27	160	13	1	7	371	.160	3	8	0	0	5
Career	3.08	15-6	49	34	0	0/6	0	207.2	157	77	71	70	302	32	1	16	854	.206	13	12	3	2	7

2019 Game-by-Game

Opponent (Date)	Dec.	IP	H	R (ER)	BB	K
YOUNGSTOWN STATE (F15) *	--	5.0	3	2 (2)	--	11
YOUNGSTOWN STATE (F16)		-DNP-				
YOUNGSTOWN STATE (F16)		-DNP-				
UAB (F20)		-DNP-				
SOUTHERN MISS (F22) *	--	7.0	1	-- (-)	--	13
SOUTHERN MISS (F23)		-DNP-				
SOUTHERN MISS (F24)		-DNP-				
JACKSON STATE (F26)		-DNP-				
SOUTHEASTERN LOUISIANA (F27)		-DNP-				
vs. Sam Houston State (Mr1) *	--	6.0	7	2 (2)	--	6
vs. Texas Tech (Mr2)		-DNP-				
EAST CAROLINA (Mr5)		-DNP-				
ARKANSAS-PINE BLUFF (Mr6)		-DNP-				
MAINE (Mr8) *	W	6.0	3	1 (-)	2	10
MAINE (Mr8)		-DNP-				
MAINE (Mr10)		-DNP-				
GRAMBLING (Mr13)		-DNP-				
at Florida (Mr15)	W	6.0	2	1 (1)	3	11
at Florida (Mr16)		-DNP-				
at Florida (Mr16)		-DNP-				
LITTLE ROCK (Mr19)		-DNP-				
at Samford (Mr20)		-DNP-				
AUBURN (Mr22) *	--	6.0	3	2 (2)	3	7
AUBURN (Mr23)		-DNP-				
AUBURN (Mr24)		-DNP-				
MISSISSIPPI VALLEY STATE (Mr26)		-DNP-				
LSU (Mr28) *	W	5.0	3	2 (2)	4	10
LSU (Mr29)		-DNP-				
LSU (Mr30)		-DNP-				
ULM (A3)		-DNP-				
at Tennessee (A5) *	--	7.0	7	2 (2)	--	11
at Tennessee (A6)		-DNP-				
at Tennessee (A7)		-DNP-				
SOUTH ALABAMA (A10)		-DNP-				
ALABAMA (A12) *	W	6.0	3	-- (-)	3	15
ALABAMA (A13)		-DNP-				
ALABAMA (A14)		-DNP-				
TEXAS SOUTHERN (A16)		-DNP-				
at Arkansas (A18) *	L	6.0	5	3 (3)	1	9
at Arkansas (A19)		-DNP-				
at Arkansas (A20)		-DNP-				
vs. Ole Miss (A23)		-DNP-				
GEORGIA (A26) *	W	6.0	2	2 (1)	1	11
GEORGIA (A27)		-DNP-				
GEORGIA (A28)		-DNP-				
at Texas A&M (My3) *	W	7.0	--	-- (-)	1	8
at Texas A&M-1 (My4)		-DNP-				
at Texas A&M-2 (My4)		-DNP-				
MEMPHIS (My8)		-DNP-				
at Ole Miss (My10) *	W	5.0	3	-- (-)	1	10
at Ole Miss (My11)		-DNP-				
at Ole Miss (My12)		-DNP-				
LOUISIANA TECH (My14)		-DNP-				
SOUTH CAROLINA (My16) *	W	5.0	3	2 (2)	3	7
SOUTH CAROLINA (My17)		-DNP-				
SOUTH CAROLINA (My18)		-DNP-				
vs. LSU (My22)		-DNP-				
vs. Vanderbilt (My23) *	L	7.0	3	1 (1)	2	11
vs. LSU (My24)		-DNP-				
SOUTHERN (My31)		-DNP-				
CENTRAL MICHIGAN (Jun1) *	W	6.0	5	2 (2)	3	10
MIAMI (Jun2)		-DNP-				
STANFORD (Jun8) *	W	6.0	5	1 (-)	2	8
STANFORD (Jun9)		-DNP-				


* - Denotes Game Started | (W)in, (L)oss, H(old), (S)ave, (B)lown Save



46 | Trysten Barlow

LHP | L/L | 6-1 | 215 | R-Jr.
Halls, Tenn.

Major: Interdisciplinary Studies



2019 Game-by-Game

Opponent (Date)	Dec.	IP	H	R (ER)	BB	K
YOUNGSTOWN STATE (F15)		-DNP-				
YOUNGSTOWN STATE (F16)		-DNP-				
YOUNGSTOWN STATE (F16)	--	1.0	2	-- (--)	--	2
UAB (F20)		-DNP-				
SOUTHERN MISS (F22)	L	1.0	1	1 (1)	1	1
SOUTHERN MISS (F23)		-DNP-				
SOUTHERN MISS (F24)	--	1.1	--	-- (--)	--	1
JACKSON STATE (F26)		-DNP-				
SOUTHEASTERN LOUISIANA (F27)		-DNP-				
vs. Sam Houston State (Mr1)	W	0.1	--	-- (--)	--	1
vs. Texas Tech (Mr2)		-DNP-				
EAST CAROLINA (Mr5)	H	1.0	1	-- (--)	--	3
ARKANSAS-PINE BLUFF (Mr6)		-DNP-				
MAINE (Mr8)		-DNP-				
MAINE (Mr8)		-DNP-				
MAINE (Mr10)	--	1.1	2	-- (--)	--	3
GRAMBLING (Mr13)		-DNP-				
at Florida (Mr15)		-DNP-				
at Florida (Mr16)		-DNP-				
at Florida (Mr16)	--	1.1	1	-- (--)	--	--
LITTLE ROCK (Mr19)		-DNP-				
at Samford (Mr20)	H	1.0	--	-- (--)	--	1
AUBURN (Mr22)	H	0.1	--	-- (--)	--	1
AUBURN (Mr23)		-DNP-				
AUBURN (Mr24)	--	1.0	1	1 (--)	--	2
MISSISSIPPI VALLEY STATE (Mr26)		-DNP-				
LSU (Mr28)	--	1.1	1	-- (--)	--	3
LSU (Mr29)		-DNP-				
LSU (Mr30)	--	1.2	1	-- (--)	--	3
ULM (A3)		-DNP-				
at Tennessee (A5)	W	1.0	--	-- (--)	--	--
at Tennessee (A6)		-DNP-				
at Tennessee (A7)	--	2.0	3	2 (2)	--	2
SOUTH ALABAMA (A10)		-DNP-				
ALABAMA (A12)		-DNP-				
ALABAMA (A13)	--	1.1	1	-- (--)	--	1
ALABAMA (A14)		-DNP-				
TEXAS SOUTHERN (A16)	--	0.1	--	-- (--)	--	--
at Arkansas (A18)		-DNP-				
at Arkansas (A19)		-DNP-				
at Arkansas (A20)	--	0.1	2	6 (6)	2	--
vs. Ole Miss (A23)	W	1.1	1	-- (--)	--	2
GEORGIA (A26)		-DNP-				
GEORGIA (A27)	--	1.0	--	-- (--)	2	1
GEORGIA (A28)	--	--	--	-- (--)	2	--
at Texas A&M (My3)		-DNP-				
at Texas A&M-1 (My4)		-DNP-				
at Texas A&M-2 (My4)		-DNP-				
MEMPHIS (My8)	--	1.0	1	2 (2)	2	3
at Ole Miss (My10)		-DNP-				
at Ole Miss (My11)	--	0.1	--	-- (--)	--	1
at Ole Miss (My12)		-DNP-				
LOUISIANA TECH (My14)		-DNP-				
SOUTH CAROLINA (My16)		-DNP-				
SOUTH CAROLINA (My17)		-DNP-				
SOUTH CAROLINA (My18)	--	0.1	--	-- (--)	--	1
vs. LSU (My22)	--	0.2	--	-- (--)	1	--
vs. Vanderbilt (My23)		-DNP-				
vs. LSU (My24)	--	0.1	1	2 (2)	1	--
SOUTHERN (My31)		-DNP-				
CENTRAL MICHIGAN (Jun1)		-DNP-				
MIAMI (Jun2)	ND	1.0	--	-- (--)	1	--
STANFORD (Jun8)		-DNP-				
STANFORD (Jun9)		-DNP-				

* - Denotes Game Started | (W)in, (L)oss, H(old), (S)ave, (B)low/n Save

2019 Biography

Career Notes & Records

Draft: Chosen in the 16th round of the 2019 MLB First Year Player Draft by the Colorado Rockies.

2019 Season

Season: Appeared in 27 games, all in relief...Earned his first career win after striking out the only batter he faced versus Sam Houston State (3/2).

Youngstown State (2/15-16): Struck out two batters in a scoreless inning of work **Southern Miss (2/22-24):** Pitched in games one and three of the series... Allowed the lone run in the series opener to take the loss...Pitched 1 1/3 scoreless innings in the series finale. **Frisco Classic (3/1-2): vs. Sam Houston State (3/1):** Earned the win after striking out only batter he faced to end the eighth inning. **ECU (3/5):** Struck out the side in the seventh...Allowed one hit in the eighth inning for an inning-plus of scoreless work. **Maine (3/8-10):** Threw 1 1/3 innings...Allowed no runs on two hits and struck out three batters. **at Florida (3/15-16):** Pitched a scoreless 1 1/3 innings in the finale. **Auburn (3/22-24):** Appeared in the series opener and series finale...Struck out the only batter he faced to earn a hold in the series opener...Allowed one unearned run on one hit in one inning of work in the series finale...Struck out two and hit one batter. **LSU (3/28-30):** Appeared in two games...Tossed 1 1/3 innings in the series opener...Allowed one hit and struck out three...Threw 1 2/3 innings scoreless in the series finale...Allowed one hit and struck out three. **at Tennessee (4/5-7):** Appeared in two games, both in relief...Threw three innings in the series...Tossed a clean inning in the series opener to earn the win...Allowed two runs on three hits in the series finale...Struck out two and didn't walk a batter. **Alabama (4/12/14):** Threw 1 1/3 innings scoreless in the middle game of the series...Allowed one hit and struck out one. **Texas Southern (4/16):** Retired the only batter he faced for the final out of the game. **at Arkansas (4/18-20):** Threw one-third of an inning and allowed six runs on six hits...Issued two walks and gave up two hits. **vs. Ole Miss (4/23):** Threw 1 1/3 innings scoreless...Allowed one hit and struck out two to earn the victory. **Georgia (4/26-28):** Appeared in the final two games of the series...Walked two in a scoreless inning in the middle game of the series...Struck out one...Walked two and didn't record an out in the series finale. **Memphis (5/8):** Allowed two runs on one hit in one inning of work...Walked two and struck out three. **at Ole Miss (5/10-12):** Struck out the only batter he faced in the fifth inning...Allowed an inherited runner to score on a wild pitch. **Louisiana Tech (5/14):** Allowed one run on one hits in one-third on an inning of relief work. **South Carolina (5/16-18):** Struck out the only batter he faced in the series finale. **SEC Tournament (5/22-24):** Appeared in two games in relief. **vs. LSU (5/22):** Tossed two-thirds of an inning...Walked one. **vs. LSU (5/24):** Allowed two runs in one-third of an inning...Walked one and allowed one hit. **NCAA Starkville Regional (5/31-6/2):** Appeared in one game in relief. **Miami (Fla.) (6/2):** Walked one in one inning of work.

Barlow's Single-Game Career Highs

Innings Pitched	2.1	at Southern Miss, 2/17/18	Wild Pitches	2	Kentucky, 4/7/17
Fewest Hits	0	24 Times; Last Miami, 6/2/19	Hit-by-Pitch	1	Seven Times; Last at Arkansas, 4/20/19
Fewest Runs	0	38 Times; Last Miami, 6/2/19	Total Pitches	30	Twice; Last at Tennessee, 4/7/19
Fewest Earned Runs	0	39 Times; Last Miami, 6/2/19			
Walks	3	Three Times; Last Texas Southern, 3/21/18			
Strikeouts	3	Seven Times; Last Memphis, 5/8/19			

Barlow's Career Statistics

	ERA	W-L	App	GS	CG	SHO/CBO	SV	IP	H	R	ER	BB	SO	2B	3B	HR	BF	BAA	WP	HBP	BK	SFA	SHA
2017	5.23	0-2	26	0	0	0/1	0	20.2	16	13	12	25	28	1	1	3	102	.225	5	2	0	1	3
2018	13.50	0-0	4	0	0	0/0	0	2.2	3	4	4	4	3	0	0	0	16	.273	0	1	0	0	0
2019	5.25	3-1	27	0	0	0/1	0	24.0	20	15	14	12	32	3	0	2	111	.225	3	6	0	2	2
Career	5.70	3-3	57	0	0	0/2	0	47.1	39	32	30	41	63	4	1	5	229	.228	8	9	0	3	5



55 | Spencer Price

RHP | R/R | 6-2 | 228 | R-Jr.
Olive Branch, Miss.

Major: Kinesiology



2019 Biography

Career Notes & Records

Career: Ranks tied for No. 9 on the career saves chart (14) with teammate **Cole Gordon** (2016-present) and **Aaron Weatherford** (2006-08).

Season: 2017: Ranks No. 2 on the single season saves charts (14).

2019 Season

Season: Made 12 appearances, all in relief...Pitched a scoreless inning of relief against Youngstown State (2/16) in first appearance since 2017.

Youngstown State (2/15-16): Made first appearance since June 11, 2017 in relief...Struck out two in a scoreless inning of work. **Jackson State (2/26):** Allowed one unearned run on one hit...Threw one inning. **Arkansas-Pine Bluff (3/6):** Worked a scoreless inning...Issued a pair of walks. **Grambling (3/13):** Struck out two and allowed one hit in a scoreless ninth inning. **at Florida (3/15-16):** Pitched a scoreless inning in game three. **Auburn (3/22-24):** Allowed three runs on two hits in the series finale without recording an out. **Mississippi Valley State (3/26):** Threw a scoreless ninth inning...Struck out one. **LSU (3/28-30):** Appeared in the middle game of the series...Threw 1 1/3 scoreless innings and didn't allow a hit. **Georgia (4/26-28):** Appeared in the series opener and allowed one run on two hits...Also walked one batter. **South Carolina (5/16-18):** Threw a hitless, scoreless inning in the series opener...Walked one. **SEC Tournament (5/22-24):** vs. *LSU* (5/24): Threw 1 1/3 innings and allowed just one hit...Struck out one.

2019 Game-by-Game

Opponent (Date)	Dec.	IP	H	R (ER)	BB	K
YOUNGSTOWN STATE (F15)			---			
YOUNGSTOWN STATE (F16)	--	1.0	1	-- (-)	1	2
YOUNGSTOWN STATE (F16)			---			
UAB (F20)			---			
SOUTHERN MISS (F22)			---			
SOUTHERN MISS (F23)			---			
SOUTHERN MISS (F24)			---			
JACKSON STATE (F26)	--	1.0	1	1 (-)	--	2
SOUTHEASTERN LOUISIANA (F27)			---			
vs. Sam Houston State (Mr1)			---			
vs. Texas Tech (Mr2)			---			
EAST CAROLINA (Mr5)			---			
ARKANSAS-PINE BLUFF (Mr6)	H	1.0	--	-- (-)	2	--
MAINE (Mr8)			---			
MAINE (Mr8)			---			
MAINE (Mr10)			---			
GRAMBLING (Mr13)	--	1.0	1	-- (-)	--	2
at Florida (Mr15)			-DNP-			
at Florida (Mr16)			-DNP-			
at Florida (Mr16)	--	1.0	--	-- (-)	--	1
LITTLE ROCK (Mr19)			-DNP-			
at Samford (Mr20)	--	1.0	2	-- (-)	1	2
AUBURN (Mr22)			-DNP-			
AUBURN (Mr23)			-DNP-			
AUBURN (Mr24)	--	0.0	2	3(3)	1	--
MISSISSIPPI VALLEY STATE (Mr26)	--	1.0	--	-- (-)	--	1
LSU (Mr28)			-DNP-			
LSU (Mr29)	--	1.1	--	-- (-)	--	--
LSU (Mr30)			-DNP-			
ULM (A3)			-DNP-			
at Tennessee (A5)			-DNP-			
at Tennessee (A6)			-DNP-			
at Tennessee (A7)			-DNP-			
SOUTH ALABAMA (A10)			-DNP-			
ALABAMA (A12)			-DNP-			
ALABAMA (A13)			-DNP-			
ALABAMA (A14)			-DNP-			
TEXAS SOUTHERN (A16)			-DNP-			
at Arkansas (A18)			-DNP-			
at Arkansas (A19)			-DNP-			
at Arkansas (A20)			-DNP-			
vs. Ole Miss (A23)			-DNP-			
GEORGIA (A26)	--	1.0	2	1 (1)	1	--
GEORGIA (A27)			-DNP-			
GEORGIA (A28)			-DNP-			
at Texas A&M (My3)			-DNP-			
at Texas A&M-1 (My4)			-DNP-			
at Texas A&M-2 (My4)			-DNP-			
MEMPHIS (My8)			-DNP-			
at Ole Miss (My10)			-DNP-			
at Ole Miss (My11)			-DNP-			
at Ole Miss (My12)			-DNP-			
LOUISIANA TECH (My14)			-DNP-			
SOUTH CAROLINA (My16)	--	1.0	--	-- (-)	1	--
SOUTH CAROLINA (My17)			-DNP-			
SOUTH CAROLINA (My18)			-DNP-			
vs. LSU (My22)			-DNP-			
vs. Vanderbilt (My23)			-DNP-			
vs. LSU (My24)	--	1.1	1	-- (-)	--	1
SOUTHERN (My31)			-DNP-			
CENTRAL MICHIGAN (Jun1)			-DNP-			
MIAMI (Jun2)			-DNP-			
STANFORD (Jun8)			-DNP-			
STANFORD (Jun9)			-DNP-			

* - Denotes Game Started | (W)in, (L)oss, H(old), (S)ave, (B)low Save

Price's Single-Game Career Highs

Innings Pitched	3.0	at Southern Miss, 6/5/17	Wild Pitches	1	Five Times; Last Jackson State, 2/26/19
Fewest Hits	0	18 Times; Last South Carolina, 5/16/19	Hit-by-Pitch	1	Three Times; Last Mississippi Valley State, 3/26/19
Fewest Runs	0	31 Times; Last vs. LSU, 5/22/19	Total Pitches	53	LSU, 5/20/17
Fewest Earned Runs	0	33 Times; Last vs. LSU, 5/22/19			
Walks	3	Twice; Last LSU, 5/20/17			
Strikeouts	5	Marist, 2/25/17			

Price's Career Statistics

	ERA	W-L	App	GS	CG	SHO/CBO	SV	IP	H	R	ER	BB	SO	2B	3B	HR	BF	BAA	WP	HBP	BK	SFA	SHA
2017	2.91	4-1	31	0	0	0/2	14	34.0	24	13	11	19	40	3	1	2	148	.197	4	2	0	0	5
2019	3.09	0-0	12	0	0	0/0	0	11.2	10	5	4	7	11	2	0	1	53	.227	1	1	0	0	1
Career	2.96	4-1	43	0	0	0/2	14	45.2	34	18	15	26	51	5	1	3	201	.205	5	3	0	0	6

Gordon Ready to Go for 2019 Season

DAVID H. MURRAY

247Sports

February 4, 2019

The best way Cole Gordon knows to get in a right relief pitching mindset is...grab a bat?

Yep. Handling dugout metal is one of Gordon's in-game antics long before he ever need find the glove. Has been from the day he arrived at Dudy Noble Field, almost.

"Oh, I always picked up the bat, even when I knew I wasn't going to hit," Gordon agreed. "I don't know if it was more of just a calming aspect or memories. But yeah, I always love picking up a bat and just feeling it."

Fortunately this habit, practice, ritual, whatever seems to do the trick. Just as Gordon does the job asked of him in right-handed relief. He goes into his fifth and final Diamond Dog season firmly established as a bullpen bulwark. Rally-stopper, set-up, just plain closer...even when necessary long relief.

Now. If only somewhere amongst all these duties Gordon could be given an occasional chance to face an opposing pitcher again. Hey, he already has bat in hands usually, right?

"If the opportunity comes I'll obviously love to hit," he said.

Mississippi State skipper Chris Lemonis loves having Gordon right where he is as of today. The new head coach has seen what the veteran did for the full 2018 season and most impressively down the team's amazing post-season stretch. Gordon's NCAA Tournament line showed him throwing in seven of the eleven games, a total of 18.2 innings with seven runs and 25 strikeouts.

Gordon only earned one win and one save in all that action, as he mostly set the stage for State victories awarded to others. Yet all recognized his tourney-time worth. Even better, Gordon himself was not at all surprised at how he got his dirty jobs done during post-season pressures.

"Nah, that's what I expect of myself every time I go out there. It's a lot of credit to what that team was in that stretch." True enough, though in many ways Gordon symbolized the grind and grit of that 2018 tournament team.

Now he and the biggest part of the squad return for another season and another shot at ultimate success. To be sure reaching the College World Series at the end of a campaign that much of the way seemed sure to stop short of June, far less Omaha, was historic. It just didn't entirely satisfy to get thaaaaat close.

"As far as me and the rest of the team, putting things together late, I just think that was a credit to who were then," said Gordon. "And I think this team has a chance to be more special than last year."

Gordon's last year was pretty special anyway. He went from a dual-duty Dog to primary pitcher, which meant giving up the beloved bat. Gordon can now see and say leaving the stick racked and becoming a relief regular was for his best. Certainly for his pitching best.

"It'd been since high school since I really pitched. The opportunity just to focus on that and really develop that was good for me as a player and as a person and everything. So I appreciated that." Gordon was given 30 total turns on the mound, one of them even as a mid-week March starter when the staff was stretched by the schedule.

He posted a final 4-3 record and 4.26 ERA with four official saves and a heck of a lot of unofficial salvages of situations. Gordon's proudest moments naturally came in seven June days. With the whole season on the line he worked six whole innings against Oklahoma for his last decision of the season. Sure, the Sooners hit him...but Gordon hit back with ten strikeouts to put the Dogs in the Tallahassee winner's bracket on Monday.

By Friday he was trotting out of the pen at Vanderbilt for 3.1 scoreless innings. But two nights later his 3.2 innings produced seven strikeouts in the rubber-game victory sending State to Omaha.

Would Gordon have been so effective in NCAA time had he split duties as in 2017? Maybe, maybe not. Still, "Obviously the more chances you get, the more opportunities, the more you learn. And it

allowed me to grow as a pitcher. I hope I continue to grow throughout this year."

That growth has come more under the cap than in the arm, it seems. Gordon said looking back at his 2018 course he saw a much more focused reliever than he was in '17 as an infielder/pitcher. By the way, he started nine of 19 appearances the sophomore season, and some still see first-pitch potential in today's veteran.

Gordon is content in his all-around relief role now that he has focus, a plan, an approach to pitching that goes beyond just hurling something through the zone. Oh, and the one-time dugout jester is now a completely confident old Dog no matter what inning or situation he inherits.

"My goal is to be out there and do the best I can. Just knowing no matter what I'm throwing every pitch with the most confidence."

The confidence developed over two seasons with Gary Henderson as pitching tutor. Now Scott Foxhall is Gordon's mentor and it is already proving a good fit. "I love Coach Foxhall," Gordon said.

"He's very unique in the fact he caters to the pitchers in that everybody has their own technique, their own style, their own flair. He embraces that and uses his knowledge and skill sets to enhance everybody else's. He's not a cookie cutter, he's not a one-size-fits-all. He uses his knowledge to make everyone better and their own person."

A week from Friday, Gordon will be his same personality in the dugout, strolling around with a bat and fooling many a TV talker into believing a pinch-batter is coming up. Fact is Gordon was allowed to swing away in the fall intrasquad series as Lemonis looked at all potential power sources.

"I missed it for a while, so it was nice to swing a little bit there." The coach said during the preseason press talk the plan is keeping Gordon focused solely on pitching. But he does know where the bat rack is, and when Gordon really connects the ball carries, so...

"If it rolls out that way, I'm fine," Gordon said. "I'm fine with pitching, too. We'll see."

Elijah MacNamee Expecting a Big Year for the Diamond Dawgs

STEVE ROBERTSON

247Sports

February 11, 2019

Mississippi State right fielder Elijah MacNamee gave Bulldog fans some memories for the ages during last season's improbable run to Omaha and the College World Series. MacNamee hit a walk-off three run homer to eliminate Florida State from the Tallahassee regional as the Bulldogs advanced to the Super Regional Round.

Once in Nashville, the Pennsylvania native closed out another dramatic victory with a game winning blast to get by Vanderbilt. Without MacNamee's clutch hits, Mississippi State's 2018 post season record would likely sit at 0-2. In the end, the Bulldogs ended their season one win away from playing in the College World Series final.

Moments after State was eliminated by eventual National Champion Oregon State, MacNamee made a promise of sorts. The rising senior shared that the Bulldogs would return to Omaha in 2019 and win the whole shooting match.

"I still feel great about our team. It was definitely an emotional moment at that time. Even if I hadn't said that, that should be everyone's expectation," MacNamee said. "I dropped that comment when our season ended last year, but that's still our mindset. We are going back to win a National Championship. If you're not thinking that way, then I wonder why you're playing baseball. Why are you here?"

Big words for sure, but MacNamee did his part last year to back them up. With the Bulldog backs against the wall in the final SEC series of the year, MacNamee hit two home runs to help State sweep #1 Florida. Once in the NCAA tournament, MacNamee homered against all three regional opponents Florida State, Oklahoma and Samford. A pair of big flies the next weekend against Vanderbilt helped punch the Bulldogs' ticket to Omaha.

"I just feel like it was the way that I was raised," MacNamee said. "I feel like if one guy is up and doing really well, then we need to get everyone on board. When everyone bought into what our coaches were saying, we all started having fun. I think when

everyone sees what one guy has going on, then they all want a little bit of that. I think we all came together as one and we all started having fun together."

MacNamee was recruited to Mississippi State by Coach John Cohen following the Bulldogs SEC Championship season of 2016. Coach Andy Cannizaro helped mentor the Blinn College standout in 2017, but Coach Gary Henderson had the lead hand in the Mississippi State magic last spring. With Chris Lemonis now set to begin his first season as the State skipper, MacNamee has tried to take the best of every coach's instruction to heart.

"A lot has changed since I got here. You know we have this unbelievable stadium," MacNamee said. "One of the things this year, is that we were able to play on the field in the fall. Last year was a grind and we thought we were good until we got spanked that first series.

"Our coaches here really care. I am not sure I have ever been around a coach like (Lemonis) who cares about his players as much as he does on and off of the field. The new staff came in and you could tell that they were ready to get it rolling. They had high expectations for us. They care about us and we care about them. We do what they tell us to do and just grind out here on the field."

Lemonis arrived in Starkville and shared that it was only a matter of time before Mississippi State won a National Championship. MacNamee shares that the talk of titles from the coaching staff meshes well with the expectations of the players in the dugout.

"There is one goal and that is to win the National Championship," MacNamee said. "If that's not your goal, if you don't see that or you're scared, then why are you here? We come out everyday and we get to work. This team this year is something special. I'll tell you that. The younger guys and the veterans have all bonded well. With Coach Lemonis coming in with that expectation it's a good feeling for us. We know that he's not scared to do anything. Our team is confident right now and we're going to take off."

In the two years that MacNamee has been a part of the Mississippi State roster, the Bulldogs have advanced beyond the NCAA regionals both times. In fact, State has reached the Super Regionals three seasons in a row. The team broke through for a run in Omaha last season and most of that squad returns for 2019. MacNamee shares that the team is ready to embrace some lofty expectations.

"The team last year was something special and what we did last year was amazing," MacNamee said. "Now it's time to turn the page and start a new chapter. This team is definitely a team that can handle some unfinished business for sure. These younger guys are dudes and they're not scared. I think once the season starts rolling we'll find out what kind of team we actually are."

The Bulldogs return veterans at just about every defensive position. All three starting outfielders return with Rowdey Jordan in left, All-American Jake Mangum in center and MacNamee in right. Justin Foscue is set to see time at the hot corner. He platooned with Jordan Westburg a season ago. Westburg has made the move to his natural position at short. The battle at second base continues, but junior college standout Gunner Halter looks to be the day one starter. All-American Tanner Allen returns at first, but could see some time at second when Josh Hatcher is inserted to the line-up at first. Behind the plate, Dustin Skelton leads a talented four man group.

Lefthander Ethan Small is expected to be the Friday night starter with freshman J.T. Ginn and veterans Keegan James and Peyton Plumlee in the mix for weekend work. A deep and talented bullpen is aided by the return of former closer Spencer Price who missed the 2018 season. Fan favorite and cut fastball specialist Riley Self returns to action after resting much of the fall.

While Mississippi State fans are familiar with most of the starting line-up, MacNamee believes some Bulldog newcomers are going to make major contributions to the Diamond Dawg cause this spring and summer.

"Gunner Halter the JuCo transfer, Landon Jordan the freshman, J.T. Ginn obviously a first round pick are all real dudes," MacNamee said. "Hayden Jones and Luke Hancock behind the plate are dudes. They all have a good feel for the game already and it shows. They all go out there and they're not afraid to do anything, They're Dogs and that's why they came here."

Mississippi State will get the regular season underway this weekend as they welcome Youngstown State to Starkville for a three game series. First pitch is set for 4 PM. General admission tickets are available through the Mississippi State ticket office.

MSU catchers benefitting from a college baseball rarity

BRETT HUDSON
Matt Wyatt Media
February 11, 2019

Chris Lemonis sees the most value in Kyle Cheesebrough when he looks over and sees Cheesebrough fuming mad about something that isn't immediately clear.

It's happened more than once, and it's exactly what Lemonis wants from Cheesebrough. Lemonis wants that specific set of eyes trained on the craft that he honed for years as a player and spent more years teaching others to practice: catching.

Cheesebrough may be listed as Mississippi State's baseball camps coordinator/volunteer assistant coach, but in the practical sense, he is MSU's catching coach. It's a rare commodity to have — colleges can only have two full-time assistants and one volunteer, and with one assistant coach dedicated to pitching, it's unlikely to have a former catcher on staff. But Cheesebrough is just that, and all involved expect that experience to pay off for MSU catchers.

"There's not many staffs in the country that have catching coaches. I've been on staffs where I've had to coach catchers, even though I never caught," Lemonis said. "I'm watching the hitters or the fielders, but he's locked in on the catcher and it's nice to have those eyes working with them. Our catchers have had a pretty good fall."

The same can be said for the weeks leading up to Friday's season opener against Youngstown State.

Not only does Cheesebrough know catching, but he knows catching for Lemonis, having played for him when he was an assistant at Louisville. Coaching was always Cheesebrough's goal — he's the son of a high school football coach — and all of his coaches at Louisville knew it. He landed a spot

on the Louisville staff for three years, alongside Lemonis, and then followed Lemonis to Indiana. Cheesebrough was an assistant for Lemonis for all four years at Indiana and followed him to take the same set of responsibilities at MSU.

This is Cheesebrough's calling: using all of his catching experience to develop young catchers.

"Catching is what I've done my entire life," Cheesebrough told Matt Wyatt Media. "I've done it. I have the experiences of what they've gone through. I'm not some guy just throwing balls at you or throwing dirt balls at you, I've been there, I know what you're going through."

"If I was a driver's ed teacher and I've never driven a car, you're not going to trust me. It's the same thing. I try to give them as much experience as I can."

All told, Cheesebrough wants to develop his catchers to become good professional prospects. They won't be asked to do so at MSU, but he'd like for them to develop mentally to the point that they can call their own games. If any one player takes over and becomes the all-knowing veteran, Cheesebrough is not above incorporating that player into the pitch calling conversation.

Therein lies Cheesebrough's ultimate goal for his catchers. He wants them to have a mental command of the game, then develop the confidence to let that command be known.

"I want to see our guys see the game as I see it. There are so many things — when a guy's going to steal, when there might be a bunt — they have to see those things coming," Cheesebrough said. "I guess expecting the game and what's about to happen. When you have a mature guy and they understand that, they can put on their own bunt defense or they know the call I'm about to be making."

"For me, I could always tell when I was warming a guy up what he had: was his breaking ball sharp, was his fastball a little faster, if he's not trusting it. The

trust factor they have in each other and the trust they have to relay it to us. There's a lot of things we all as a staff and as a unit, there has to be a high level of trust. Whether it's (Dustin) Skelton, (Marshall) Gilbert, (Luke) Hancock or (Hayden) Jones, those guys have to trust what they see to tell us, 'This guy's not right,' or, 'This guy's great today, let's ride him out.'"

Skelton recognizes he was not an excellent defensive catcher early in his career, but feels much better about that part of his game going into this season and credits Cheesebrough for that. Skelton thinks he is a better thrower to all three bags and notices the blocking and receiving work Cheesebrough gets them while maintaining their bodies.

Cheesebrough's subjects will need to feel good physically in order to live under his microscope.

As MSU's practical catching coach, he sees the game through that lens. If a catcher doesn't block a ball that allows a runner to go to second, then the pitcher throws a bad fastball hit for a RBI single, many would blame the pitcher; Cheesebrough will blame the catcher. In his mind, if his catcher had blocked that ball and stopped the scoring runner at third, maybe the pitcher gets back on track and retires the inning, preventing the run.

It's a high standard, but it's the one Lemonis wants Cheesebrough to hold. Cheesebrough said they like to call themselves Catching U with their run of success at the position, and Cheesebrough was brought to MSU to make that more than internal tagline.

Riley Self Back in the Bulldog Groove

STEVE ROBERTSON

247Sports

February 14, 2019

As a freshman two years ago, Riley Self was thrown headlong into the college baseball furnace. Self's cut fastball made him a viable option out of the bullpen. A lack of depth on an injury riddled staff made the Magnolia Heights School standout a mainstay in the Bulldog pitching plans.

In the final tally, Self led the team in appearances with 31, picked up five wins, eight saves and was credited with four holds as the Bulldogs advanced to the Super Regional round of the NCAA baseball tournament.

Entering his sophomore season, Self's availability was somewhat limited due to injury. Once back up to full strength, the powerful right hander tallied a perfect 5-0 record on the season including a win in the NCAA regional at Tallahassee.

Now a junior, Self is eager to put together his best season in a Mississippi State uniform. Expectations for the Bulldogs are extremely high, but Self shares that he and his teammates are ready for the road ahead.

"It's a big year for me to bring it all together and try to show out the best I can," Self said. "We have a lot of good guys that are going to be pitching this year, so I just want to help wherever I am needed. I know I am going to my best in every situation."

After working under the direction of Coach Gary Henderson his first two years in Starkville, Self is now getting to know a new way of doing things with new Bulldog pitching boss Scott Foxhall.

"He is very hands on. He sort of lets you do you're own thing, but when he sees something he is going to tell you and work with you," Self said of Foxhall. "He is not the type to just say something and let you go. He's going to work with

you to get it right. He will pull you aside and get individual time with you to make everything work."

Heading into 2018, pitching looked to be a real question mark for the Bulldogs. By season's end, State was getting quality innings out of several pitchers, especially in relief. A year later, most expect the Bulldogs to be pretty strong in the starting rotation and on the back end.

"Last year, people didn't think we were going to be very good, because we didn't have a lot of depth," Self said. "We proved people wrong. We had a lot of guys step up when we needed them to. This year, I expect a lot more of that. We have a lot of guys who want to win positions and everybody is working hard for it. I think that is something that is going to show early in the season."

State has added some talented newcomers to the mix and will look to replace a pair of starters on the weekend with Jacob Billingsley and Konnor Pilkington now in professional baseball. Self is excited about the arms available for the Diamond Dawgs this season.

"Colby White coming in on the backside is big. He's got a powerful arm," Self said. "We have some young guys like J.T. (Ginn) and Eric Cerantola coming in with some talent. We know that Ethan (Small) is going to be lights out for us on Friday night. Keegan James and Cole Gordon are looking good."

"It's huge getting Cole back and having that experience on the mound. He's pretty much been through everything that you can think of in college baseball. To have that experience, his skill set and that leadership back is huge."

Mississippi State made an improbable run to Omaha and the College World Series last summer. While the ride was amazing, it came up short of a National Championship. Self shares that getting back to the promised land of college baseball is the team's goal.

"We want to go back right now. If we could leave for Omaha today, we would," Self shared. "It is an experience

like no other. I think everyone who was here last year knows that and we're trying to put that in the minds of the younger guys who have come in. We want them to drive themselves to the point that we won't stop at anything to get back there."

The road to Omaha will begin this Friday as the Bulldogs host Youngstown State. The season opener will also be the unveiling of the new and improved Polk-Dement Stadium at Dudy Noble Field. Needless to say, Self and the rest of the team is excited.

"It is going to be breathtaking. It's going to be something incredible to see when we have 15,000 people out here for a packed out weekend," Self said. "I am not sure you can every really get prepared for that. It's awesome to have that big crowd going crazy in big moment. It's everything you want."

Self grew up cheering for Mississippi State and looking up to the Diamond Dawgs who came before him. Now in his third season, Self is seeing his dream come true as he builds his own Maroon and White legacy.

"Growing up coming to State games, I never really thought I would get the chance to play here and actually be a Bulldog," Self said. "I never thought I would get the chance to be a part of all of these upgrades that have come with the new stadium. I guess when I was a kid, I thought Ron Polk would be here forever. Being here is really something special and it's something that I will always hold dear."

Mississippi State will host Youngstown State for a three game series this weekend. First pitch for Friday is set for 4 PM, Saturday will be a 2 PM start and the Sunday show gets underway at noon.

Building On Relationships

GREG CAMPBELL
MSU Game Program Feature
Feb. 15, 2019

This past November, Mississippi State first-year head coach Chris Lemonis made the 90-minute drive from Starkville to Tuscaloosa for a football game.

Though Lemonis would be cheering for the Bulldogs on this day, fellow first-year head coach, Joe Morehead, and the Mississippi State Bulldogs had played at Alabama a week earlier.

Lemonis was in attendance to cheer for his alma mater, The Citadel, and reconnect with former classmates, teammates and college friends that made the trip in for the game.

“For me, college was the best time of my life,” said Lemonis. “I made some of my best friends and had a blast. As a coach, that is what you want all of your student-athletes to experience. It’s not always easy with class and other hurdles you may encounter, but you want them to be able to look back and have enjoyed their time at Mississippi State.”

Lemonis has been heralded as one of the top recruiters in college baseball and with good reason. Sixty-five of his pupils have gone on to sign professional contracts, with 14 making it to the big leagues. Twenty-five student-athletes have earned All-America honors in his 24 years as a coach and his teams have advanced to the NCAA Tournament in 15 of those seasons.

Through it all, though, the relationships he’s built with his players have been profound.

“There are still times that one of [my Louisville teammates] will start a group text about something and include Lem because we all know he will respond,” said MSU assistant coach Kyle Cheesebrough, who played for Lemonis at Louisville.

From his time as an assistant at The Citadel and Louisville, to his first head coaching job at Indiana, Lemonis has always tried to connect with each person in the locker room, which

probably explains his success in a relationship-based profession.

Sometimes the hardest thing for a first-year coach to do upon arriving on campus is to quickly connect with each student-athlete, but for Lemonis that was one of the top priorities upon arriving in Starkville.

“Not many coaches have their first team meeting after taking a new [head coaching] job with a group that is just getting back from the College World Series,” said Lemonis.

Upon meeting with his new squad, Lemonis knew they had already forged a bond through the ups and downs of the 2018 campaign, but that didn’t change the way he was going approach molding the program under his watch.

“At the end of the day, it is about being there and trying to get to know them,” said Lemonis. “I didn’t recruit them and I haven’t coached [a game yet], but there is a trust factor as you start to get involved. They have to know that we, as a coaching staff, have their best interests in mind. Their livelihood – as an athlete, as a student and as a person – are hugely important to us as a staff.

“You want to build a family, and family isn’t always perfect, but if I have a strong relationship with a kid, I can be more honest with them. When I show them that I have their best interest in mind, as a person and a ballplayer, I can coach them a little harder.”

Initially, a hard-nosed college coach shaped his coaching style, but after becoming a head coach in 2015, that style began to change.

“I was probably a lot harder of a coach early in my career,” said Lemonis. “I played for a hall of fame coach [at The Citadel], Chal Port, and he was an old school coach. So, that is the style I came up with...I’d say after I took the head coaching job at Indiana that changed because I had to start thinking about things a little bit differently.”

Even though he started seeing certain areas of the profession through a different lens, one thing has never changed for Lemonis.

“I take a lot of it personal,” said Lemonis, “and not just on the baseball field.”

For the coaching veteran, it is about making sure every player that comes through his program knows he is there for them, whether they choose to pursue a career in baseball or something away from the diamond. He wants each of them to be successful in life, as well. Knowing that they will make some of their biggest impacts as husbands, fathers and contributing members of their communities.

“The biggest piece for me is that we have a lot of great baseball players [on our team] and I don’t want their identity to be ‘I’m just a baseball player,’” when they leave here at the end of the day they should be proud of everything they’ve done here.”

Clark, Palmeiro Statues Open the Gates of New Dudy Noble

ROBBIE FAULK
247Sports
February 15, 2019

Two years of hard work and preparation went in to the official opening of the brand new, \$68 million Dudy Noble Field project at Mississippi State and what is, unquestionably, the best college baseball facility in the country.

Friday's opening day festivities brought out the Who's Who in MSU baseball's long history and the final few proverbial nails were hammered down as the Bulldogs honored their past and celebrated the present and future.

A crowd of hundreds, perhaps thousands, gathered in front of the entrance of the new Mecca of college baseball and watched as President Mark Keenum and Director of Athletics John Cohen unveiled statues of former Diamond Dawgs Rafael Palmeiro and Will Clark. The two former Major League Baseball standouts helped put Bulldog baseball on the map back in the 1980's and their legacy were cemented in history out in front of the stadium.

"The Yankees had two guys named (Babe) Ruth and (Lou) Gehrig, the Red Sox had two guys named 'Big Papi' (David Ortiz) and Manny (Ramirez). But college baseball fans know that the best one-two punch in history was Thunder and Lightning and that would be Will Clark and Rafael Palmeiro.

"Never before and never since has a college baseball program had a dynamic duo like this one."

Also in attendance with Clark and Palmeiro was former head coach Ron Polk who led the Diamond Dawgs to six College World Series. Polk engineered one of the best teams in school history in 1985 as Clark and Palmeiro headlined one of the best teams in baseball.

Over the course of three years, the two legendary figures combined for 477 hits, 438 RBI, 128 home runs and had a batting average of .382 combined. They were 137-46 capped by a junior season when they finished 50-15 and went to the CWS.

Palmeiro called his time in Starkville the best three years of his career. He also marveled over the new stadium.

"I want to thank coach (Polk). In 1982 he came to my house and invited me to Starkville, Mississippi. A Cuban kid out of Miami, I was scared to death, but when I left I knew that it was my home," Palmeiro said. "I've been to a lot of college ball parks and MLB stadiums and this is the big leagues. If you're a high school player coming to college, this is the place to be."

The statues were crafted by Dr. Rusty Reid who was honored during the ceremony with a home plate plaque that sits in between the two statues.

Reid, a pediatric dentist from Brookhaven, was a student at MSU during the Clark/Palmeiro years.

"He tolled over this progress for two whole years," Cohen said of Reed. "His attention to detail, his love and support of Mississippi State baseball along with his vision and guidance has spawned two of the great monuments on this historic campus. We can't express how much we appreciate all of his help and effort."

Along with the recognition of Reed and his statues of Clark and Palmeiro, Cohen also announced that the radio broadcast suites will be named after legendary broadcaster Jim Ellis.

Ellis is in his 41st season as the baseball play-by-play radio announcer. He called the careers of Clark and Palmeiro as well as countless other Bulldog greats over the years and has witnessed nine of the 10 CWS appearances.

"Jim Ellis, affectionately known as the Diamond Dawgs, has described and interpreted countless moments in Mississippi State baseball history,

broadcasting 30 NCAA baseball regionals, seven SEC tournament titles, five SEC Championship crowns and nine trips to the College World Series," Cohen said. "From this day forth, the radio booths at Polk-Dement Stadium and Dudy Noble Field will be known as the Jim Ellis Suite."

The recognition didn't end Friday and it continues on Saturday at Dudy Noble with the inaugural Ron Polk Ring of Honor class. The first class includes Clark and Palmeiro as well as their former teammate Jeff Brantley, the late David "Boo" Ferriss and C.R. "Dudy Noble".

It all makes up what is a special weekend for Bulldog fans and for those that have donned the maroon and white. It certainly was for Clark as he looked out at familiar faces and felt those memories come flying back through his mind.

"What an unbelievable honor. One of the top things that's happened to me in my life," Clark said. "I will never, ever forget Mississippi State University and wherever I go, it goes with me."

'A dream come true': J.T. Ginn ready for freshman season at Mississippi State

TYLER HORKA
Clarion Ledger
February 15, 2019

STARKVILLE – Two and a half weeks before it was announced, sophomore left-fielder Rowdey Jordan called it.

At Mississippi State baseball media day on Jan. 26, head coach Chris Lemonis wasn't ready to name his starting pitching rotation. Fans and media alike wondered if freshman J.T. Ginn would be a weekend starter. On the same day Lemonis said he didn't know, Jordan had a hunch.

"He will be," Jordan said. "I'll say that right now."

Turns out Jordan was correct.

Ginn gets the ball in Mississippi State's second game of the season Saturday at 2 p.m. versus Youngstown State. Seven months ago, Ginn was forced to make a decision that could have prevented him from ever stepping onto the mound at Dudy Noble Field.

The Brandon High School product was drafted 30th overall by the Los Angeles Dodgers in June's 2018 MLB draft. One month later he decided to turn down the selection — and \$2.4 million — to become a Diamond Dawg.

"Everybody's dream is to play in the Major Leagues, obviously," Ginn said. "But I've been committed here for a while. It's been one of my dreams. Watching Mississippi State on TV and being a Mississippi kid, it's kind of like a dream come true to get out here and actually do it."

In addition to hurling a high-90 mile per hour fastball and having a nasty slider, Ginn can really rake. He had 28 home runs and a .415 batting average in his

career at Brandon. Had Ginn decided to turn professional, he would have had to put the bat down and focused solely on being a pitcher.

He wasn't ready to do that.

"I like it all," Ginn said. "I just like playing baseball. I enjoy coming out here and getting to play any position I can, and I get to pitch too. So, it's really been fun for me."

At the end of the day, Ginn's arm is what got him drafted. Head coach Chris Lemonis said Ginn has the chance to step into the batter's box as a designated hitter or even play a position in the field during the season, but there's a reason that's not happening on opening weekend.

Jordan said Ginn can "put on a show" from the pitcher's mound, and even Friday's opening day starter, redshirt junior Ethan Small, said Ginn is mature beyond his years as a pitcher. Of all the options Lemonis had in choosing a No. 2 starter, it says a lot that he went with a true freshman.

"J.T. is kind of a different type of player," Small said. "You don't really see a guy as advanced as he is among players his age. It shows he's very physically mature, and really you just see it in the way he competes. You see the way he competes, and you just know he's going to be a great player."

Tangible assets aside, that competitive nature is what Lemonis likes most about his freshman phenom.

"He's an ultra-competitor," Lemonis said. "Even though he has a great arm, that's the first thing I always say about him."

It's not easy to stay out of the limelight when throwing a 99-mph fastball as a teenager. A 0.36 earned run average as a senior in high school could surely draw some attention as well. But Lemonis said Ginn tries to keep his situation as normal as possible.

"He just wants to be one of the boys," Lemonis said.

If Ginn wanted to flaunt his exceptional talent, he would've chosen to join an organization that has made back-to-back trips to the World Series — an organization that calls the second-largest city in the United States home.

Ginn didn't come to Mississippi State to be the center of attention at one of college baseball's premier programs. He came to fulfill one of his childhood dreams while preparing him to achieve another. His first official opportunity to make headway on those aspirations comes Saturday.

"The first game I watched (at Dudy Noble Field), I was like, 'Man, I got to play here one day,'" Ginn said. "It's really special to be able to come out here and actually do that."

Breaking The Wall

GREG CAMPBELL

MSU Game Program Feature

Feb. 21, 2019

It had been 576 days since Ethan Small threw a pitch to an opposing hitter. That is one year, six months and 27 days between facing a live hitter with his team's hopes of getting a victory on the line.

On top of those factors, Small had never started a collegiate game on the mound and his first collegiate start was coming against a team that had won 50 games the previous season.

The now redshirt-junior had made 15 appearances in relief as a freshman in 2016 and missed the entire 2017 season after having Tommy John surgery in the fall of 2016. He returned to the mound to start the middle game in the season-opening series at Southern Miss on Feb. 17, 2018.

Unlike many who undergo one of the more prevalent surgeries in baseball, Small's timetable allowed him the opportunity to spend an entire season away from the field breaking down what he calls the "walls" of rehabbing from the injury.

He admits that he first started feeling discomfort in his throwing elbow following the early-April series against Ole Miss, but didn't say anything. He made a handful of appearances to close out the 2016 season before heading to the Cape Cod Baseball League to pitch for the Wareham Gatemen.

"I threw about 20 innings in the Cape [Cod Baseball League] and in my last inning there my arm just went completely numb," said Small. "I knew something was really wrong at that point, so I motioned to the dugout that we needed [a new pitcher] and walked off the field."

At first, he was told it was just a partial tear and a couple months of rest should help him recover, but ultimately surgery was needed to repair the partially torn tendon. It would be 16 months of rehab for Small, but the window was just right.

"I would say yes and no," Small said when asked if he second guessed his decision to not say anything after the April outing versus Ole Miss. "The thing with Tommy John is the timeline. How much time do you have

before the next season starts. If I had said something in April, then that timeline gets really sped up."

If the timeline had been sped up, Small admits that he would have probably tried to rush the rehab process and return too quickly.

"I am sure I would have tried to rush everything," Small said. "So, I am kind of glad it happened the way it did."

Now to those "walls."

When arriving as a freshman, Small was introduced to the tough transition from being a high school standout to being just another strong arm in the bullpen.

"I like to think I was one of the top newcomers [my freshman year]," said Small. "When you get [to Mississippi State] everyone was 'the guy' on their high school team... You have to elevate your game to compete with guys who are two or three years older than you and have been doing it at [the college level]."

Add in the 10,000 people at Dudy Noble Field and everything else that goes along with being a baseball student-athlete in the Southeastern Conference, and you have the foundation for one giant "wall."

However, Small was able to break that "wall" down easily thanks to a bump in velocity during the fall of his rookie season in Starkville.

"I saw a pretty big jump in velocity [my freshman year]," said Small. "After that, the coaches decided to use me in short relief. I came in and my job was to throw as hard as I could for a couple of batters."

"Wall" one was broke down.

Then came surgery, rehab and not being able to get on the field and contribute. The hardest part, though, was not being able to travel with his teammates.

"The toughest part was feeling a little bit isolated," said Small. "You are not able to be out there helping your teammates in practice or games, but not traveling with the guys on road trips, that was the hardest part."

While that "wall" would be quelled with an 11-game road trip to start the 2018 season, Small would face the

"walls" of rehab over the 16-month process.

"The big thing with Tommy John surgery is that sometimes you don't go hard enough," said Small. "I won't lie, there were some days that I thought I was never going to throw a baseball pain free again. However, it never stopped me from [doing the work]."

"The thing I noticed with Tommy John is there are these walls you hit and it is about getting through those."

Small remembers the process vividly and can pinpoint the moment that he cracked through the final "wall."

"You hit one wall at four months when you can throw," said Small. "The next wall was at six months, you might hear something pop, but it is the scar tissue breaking. Then, at nine months, you get back on the mound and something else pops and you start to feel a little bit looser. My last wall came at the Vanderbilt Super Regional."

The final wall might as well have been built with cinderblocks and covered with a layer of bricks. It was Small's first series-opening start, in an opponent's ballpark with a trip to the College World Series ultimately hanging in the balance.

"I remember I threw about 100 pitches," Small said. "When I woke up the next day there was no pain. No forearm stiffness. That was what I was running into a lot during the [2018 season], but it wasn't there."

That "wall" had come down.

Now it was about refining everything he had worked so hard to get back. It was about getting stronger and moving forward. The 2018 season was a magical run for Small and the rest of the Mississippi State baseball team, but the opposition will need to watch out this season as Small enters 2019 with a different mindset.

"Overall, I am just a lot more confident," Small said. "It isn't new. I've started a few games, I am throwing harder and my stuff is a lot better than it was last year. I don't think I was confident starting out [the 2017 season] because I hadn't done it yet."

So, for Small, it was 576 days from touching a mound to starting a game and confidence was the last "wall" that needed to break down.

Ginn, Skelton Give MSU Reason For Excitement

AARON FITT

D1 Baseball

February 23, 2019

STARKVILLE, Miss. — It's nice when the reality matches the hype. Especially when the hype is as loud as it has been for JT Ginn.

And why wouldn't it be loud? There's a reason Ginn was a first-round pick by the Dodgers — No. 30 overall — out of high school in last year's draft. He has a long track record of dominating high school hitters with premium stuff and advanced pitchability — and he kept on doing it in the fall and preseason at Mississippi State. The Ginn reports coming out of Starkville this fall were glowing.

Still, it's another matter to do it in front of almost 10,000 fans in an intense in-state rivalry series when the games really count. And Ginn looked every bit as good as advertised Saturday in an 8-1 win against Southern Miss. Not that Mississippi State coach Chris Lemonis was the slightest bit surprised.

"He pitched like that this fall," Lemonis said. "I wasn't sure if he was really that good going against our hitters every day, but he did the same thing against our lineup. His poise, his competitiveness out there is huge."

Ginn, a 6-foot-2 righthander, limited a lefty-heavy USM lineup to just two hits and a walk through seven scoreless innings of work, striking out nine. What stood out most was his maturity, in the way that he wore out the bottom of the strike zone with his bowling ball sinker, inducing 10 groundball outs, many of them early in counts. That enabled him to conserve his pitch count — he threw just 86 pitches in seven innings, despite the high strikeout total.

"I just like to let them hit it, let your defense play behind you," Ginn said. "We've got a great defense, and when they're playing good like that behind you, it's a lot easier to make pitches and you go in there and just try to make early contact. That was the game plan, just pound the zone and make them swing it, let your

defense work. I tried to stay down in the zone, and I was able to do that today, so the defense was working behind me pretty good."

Ginn's fastball topped out at 94-95 in the first inning, then he settled comfortably in at 91-93, but with exceptional life and command. He established the heater right out of the gate, throwing all fastballs in a hitless first, then breaking out his vicious power slider as a chase pitch in the next two innings. The slider ranged from 81-85 with sharp, late tilt, and he did a great job back-footing it against those dangerous USM lefties for a chase. In particular, he struck out first-team preseason All-American Matt Wallner twice on sliders in the dirt. Ginn owns a changeup as well, but he did not feature it on this day, because he didn't need to.

Credit MSU junior catcher Dustin Skelton with helping give Ginn the confidence to bury pitches in the dirt, because he blocked everything very well. He also showed dramatically improved receiving ability and framed Ginn's lively two-seamer like a veteran. Skelton's defensive development is simply huge for Mississippi State, and it gives reason to feel very good about this team's outlook moving forward.

"There's just such a poise about him," Lemonis said of Skelton. "He's kind of like coming into his own, to realize, 'Hey, I'm a good catcher and I can play.' He's so good with our pitchers. I think the receiving part is the biggest part. We've got some guys — JT Ginn, he's really hard to hit, and he's really hard to catch. Dustin does a great job with him, staying with all those sinkers he's throwing. So that's the biggest area of improvement."

Skelton appreciates how electric Ginn's stuff is, and he has worked hard to prepare himself to handle the prized freshman arm.

"He's unbelievable," Skelton said of Ginn. "I've never caught a two-seam that runs like that. So this year, early on in the fall, every bullpen, it's just learning how he does things. It's just phenomenal catching him."

Skelton was the other big hero on Saturday for MSU, helping to jumpstart the offense after it was shut out for 10 innings on Friday. Skelton entered the game with one career homer in 201 at-bats — but he went deep twice on Saturday and finished 3-for-

4. After Justin Foscue led off the second inning with a solo homer off USM lefty Stevie Powers to get the Bulldogs on the scoreboard for the first time this weekend, Skelton sparked a bigger inning one batter later with a leadoff single to right, igniting a rally that wound up adding three more runs. Then Skelton gave Ginn some additional breathing room in the fifth, crushing a two-run homer to dead-center field on a fastball over the outer half. He added a solo shot to left in the seventh, for good measure.

"I wouldn't say I saw the home runs coming, but he's been a lot better, just staying in his legs," Lemonis said. "The ball he hit to center field was crushed, I know there was a good wind out there today but that ball was really hit. And he's hit a couple like that in our scrimmages. So he's been really good."

Mississippi State's offense looked much healthier overall Saturday, cranking out 13 hits, working deeper counts and turning in more consistently competitive at-bats. Leadoff man Jake Mangum looked like his usual dynamic self, singling twice, drawing a walk, stealing a base and scoring two runs. Rowdey Jordan bounced back from a rough Friday with a walk and a double down in the 8-hole, after struggling in the 2-hole Friday. Lemonis said he was just mixing things up and trying to take a little pressure off Jordan, who is obviously a key part of the offense, and will be back in the top part of the lineup sooner rather than later.

It was a get-right day for the offense heading into Sunday's rubber game — but it was more of the same from the Mississippi State pitching staff, which has held the USM offense to just seven hits total in two games. Ethan Small and Ginn should form one of the SEC's best one-two punches atop the rotation — maybe the best — and Keegan James is an unusually talented Sunday starter. The bullpen also has plenty of quality arms, including righty Colby White, who sat 94-95 and touched 97 in a scoreless ninth Saturday.

So there's plenty of reason for the 5-1 Bulldogs to feel good about their club going forward. Having a superstar freshman pitcher who looks ready to live up to the loftiest of expectations is a reason to feel great.

Fitt Bits: Takeaways From Starkville

AARON FITT

D1 Baseball

February 24, 2019

STARKVILLE, Miss. - Chris Lemonis said his Mississippi State team was “pissed” after its 1-0 loss to Southern Miss on Friday night — and so was he. Every series matters, but the Bulldogs won’t deny that they wanted this rivalry series even more after the way the Golden Eagles swept them to open the 2018 campaign.

“You know what happened last year, you know that they swept us,” MSU sophomore first baseman Tanner Allen said. “So when they beat us Friday night, we thought, ‘Man, we need to get them two in a row now.’ We came out Saturday night and swung the bat really well, and swung it well today.”

Early on in Sunday’s rubber game, it looked like Mississippi State was on the verge of breaking the game open and cruising to an easy victory, but the Bulldogs failed to add to their early 3-1 lead, stranding runners in scoring position in the third, fourth and fifth innings. That allowed Southern Miss to hang around and tie the game up with a pair of runs in the sixth — but MSU persevered, escaped some jams in the late innings, and found a way to win 4-3 on Allen’s walk-off RBI double in the ninth. Instead of an emphatic exclamation-point victory, it was one of those gut-check wins that build character and confidence early in the season.

“Our guys just wouldn’t give in,” Lemonis said. “I don’t think we made an error today. They just played really good defense. Especially in the game, you feel that momentum of the game was going the other way late, but they just kept playing.”

Here are some lingering observations from three days in Starkville.

Mississippi State

- Lemonis was right to highlight Mississippi State’s defense, which was fantastic all weekend. I wrote Saturday about Dustin Skelton’s improvement behind the plate, and I wrote Friday about the stellar play of the MSU outfield. But I was really bearing down on sophomore Jordan Westburg at shortstop, because I wanted to see how he’d handle the position. At 6-foot-3, 191 pounds, Westburg is bigger than your typical shortstop, and while he runs well underway, I’ve never thought of him as exceptionally quick. But as MSU assistant Jake Gautreau told me the other day, Westburg is just an explosive athlete, and he really attacks the ball at short, putting himself in good position to make plays. He also has a strong, accurate arm. He looks the part at short.

Westburg is also an emerging star at the plate, with exciting righthanded bat speed and a sound approach. He is just as aggressive on the basepaths as he is on defense, and he showed it on Sunday, when he legged out a hustle double on a liner to center in the third, then got up the line in 4.2 seconds from the right side on a grounder to short in the ninth, reaching on a throwing error that may well have been caused in part by Westburg’s hard 90. When Allen hit a line drive to right one batter later, Westburg raced all the way around to score from first.

“I saw Coach (Kyle) Cheesebrough waving me around while jumping around, and I saw the way they were acting in the dugout,” Westburg said. “I didn’t know if there was going to be a play or not, but I knew I had gotten a good jump, and I just tried to score and get that winning run in.”

Westburg is fun to watch — and he can impact the game in a lot of different ways.

- I like Mississippi State’s lineup from top to bottom — this should be a good offensive team as the season unfolds. Everyone knows Jake Mangum is one of the best igniters in college baseball atop the lineup, and Westburg and Allen are real threats behind him. Allen is one of the most important players on this team, as a key lefthanded run producer in the heart of a righty-dominant lineup. He

had a very good freshman year, but he’s on the verge of doing big things as a sophomore — he’s just a gifted natural hitter.

Righties Elijah MacNamee, Justin Foscue and Skelton all have pop from the right side behind Allen, and all of them drove some balls with authority this weekend. Freshman catcher/DH Hayden Jones has a very bright future, with a nice lefty stroke and intriguing raw power, and switch-hitting sophomore Rowdey Jordan will surely heat up after a slow start, because he’s too good to scuffle for too long.

- As I wrote yesterday, Mississippi State could wind up with one of the SEC’s best weekend rotations. Ethan Small and JT Ginn were both outstanding this weekend, and Sunday starter Keegan James has very good stuff, though he struggled with his command today. A big horse of a righty, James showed 91-94 mph fastball velocity from a three-quarters slot in the first, then worked at 89-92 in the next two innings, exiting after laboring to the tune of 64 pitches through three innings. He flashed a good power curve at 79 mph with sharp 11-to-5 bite at times, and his 84 mph changeup is serviceable. Not many Sunday guys have better raw stuff, and we’ve heard good things about the development of his pitchability. He just didn’t have it today.

- Mississippi State has a lot of nice bullpen pieces who present a variety of different looks. The biggest arm belongs to juco transfer righty Colby White, who sat 94-95 and touched 97 in a 1-2-3 ninth Saturday. Fourth-year junior Trysten Barlow offers power stuff from the left side, with a 90-92 fastball that bumps 94 from a high slot and a good power curveball at 77-81 that is an out pitch. Fellow fourth-year junior Jack Eagan, a bounceback from Indiana by way of Madison (Wis.) Area CC, is a slinky three-quarters lefty with command of an 88-90 fastball and a very nice sharp three-quarters breaking ball at 75-78. Jared Liebelt has a similar look from the right side, with a slinky three-quarters slot, an 87-90 fastball with good sink and a nice 77-81 slurve. I didn’t get to see power-armed freshman RHP Eric Cerantola, but I’ve heard multiple reports of his mid-90s velocity, and he’s

sure to be a major weapon on this staff. Veterans Riley Self and Spencer Price are the X-factors; if they can recapture the magic of a couple years ago, this bullpen will be exceptionally deep. Self didn't really look like his old self (ahem) this weekend, as his trademark cutter was flat, and USM hitters seemed to see it well. His cutter got squared up for three straight hard hits — a homer, a double and a laser single — in USM's two-run sixth Sunday. But I have faith that pitching coach Scott Foxhall will get Self on track, giving this deep bullpen another key veteran weapon.

"The depth of our bullpen really helped us today," Lemonis said. "I thought our bullpen all weekend was really good."

Finally, fifth-year senior righty Cole Gordon is the veteran security blanket whom the Bulldogs trust most in tight spots. He worked the final two innings Sunday and was set to go back out for the 10th if MSU hadn't won it in the ninth. He doesn't overpower with stuff, but he knows how to use his 89-90 fastball, 80-83 slider and 76-78 curve effectively.

I thought it was particularly illuminating when Gordon walked three-hole hitter Hunter Slater to bring up preseason All-American Matt Wallner with two outs in the ninth. Pitching coach Scott Foxhall came out to visit with Gordon — who proceeded to attack Wallner with four straight fastballs. That was a good indication of how much confidence the staff has in him. Eventually Wallner battled the count full and took a close backdoor breaking ball for a walk, but Gordon got a groundball out one batter later to escape trouble.

"He's just been there and done it," Lemonis said of Gordon. "He's a plus strike-thrower. If they beat us there at the end, they are going to hit a ball that's usually not going to [be hit], because he gave a freebie. He's a great leader and a guy we lean on."

Mississippi State Walks Off With Key Series Win

TEDDY CAHILL
Baseball America
February 25, 2019

The last couple of years have elevated the rivalry between Mississippi State and Southern Mississippi. The 2017 season saw Southern Miss put together one of its best seasons in program history, only to be upset at home in the Hattiesburg Regional final by Mississippi State.

The next year, the two teams met again in Hattiesburg for an Opening Weekend series that the Golden Eagles swept. The drama spilled over into the next week, when Andy Cannizaro resigned as Mississippi State coach due to off-field indiscretions.

With that as the backdrop, No. 9 Mississippi State this weekend hosted No. 21 Southern Miss in a much-anticipated series at the new Dudy Noble Field. The series did not disappoint, as it came down to the final pitch Sunday when Tanner Allen ripped a two-out, walk-off double to give the Bulldogs a 4-3 victory and claim the series.

Mississippi State coach Chris Lemonis only got to Starkville in July, hired away from Indiana, and wasn't with the Bulldogs the last two years for their showdowns with the Golden Eagles, but he knew all about the series' recent history. After beating Alabama-Birmingham, 3-2, on Wednesday, some of the Bulldogs mentioned how important this weekend was to them.

Lemonis said he and his coaching staff briefly addressed the series history then but didn't dwell on it.

"We said this isn't last year, this is a totally different team and they're totally different," Lemonis said. "We have to go out in between the lines and prove it."

That's exactly what Mississippi State did. After losing a taut pitchers' duel on Friday night, 1-0, the Bulldogs bounced back Saturday with freshman righthander JT Ginn, an unsigned first rounder, on the mound for an 8-1 victory. Sunday's rubber

game was a back-and-forth affair that entered the final innings tied at 3.

After Southern Miss lefthander Ryan Och retired the first two batters of the bottom of the ninth, Jordan Westburg reached first base on an error. That brought to the plate Allen, who has gotten off to a strong start in his sophomore season. The slugger drove a double down the right field line and Westburg raced around to score from first.

Allen, a draft-eligible sophomore, is hitting .357/.438/.714 with four walks and two strikeouts. His 17 RBIs are more than double the second highest total on the team (8, Elijah MacNamee).

Allen had a solid freshman season but is taking it to a new level in the early going. He has especially worked on his plate discipline after last year striking out 62 times and walking 27. But Lemonis said he doesn't worry much about Allen's hitting ability.

"This kid falls out of bed and hits," Lemonis said. "There's a lot of work on approach with him and (assistant coach Jake Gautreau). Defense and base running is what we work on most with TA. On the hitting side, I just have to make sure he knows what time the game is. No moment is too big for TA."

Mississippi State's offense is still rounding into form, but its pitching staff has been outstanding in the first two weeks. The Bulldogs held the Golden Eagles' potent offense to five runs on the weekend, with lefthander Ethan Small and Ginn leading the way.

In Friday's opener, Small threw seven scoreless innings, struck out 13 and limited Southern Miss to one hit. The next day, Ginn threw seven scoreless innings, struck out nine and scattered two hits and one walk. The bullpen combined to hold Southern Miss to four runs in 11 innings. Righthander Keegan James struggled with his control and lasted just three innings Sunday, one of the few glitches in the pitching staff on the weekend.

Through seven games, Mississippi State has a 1.69 team ERA and a 90-to-21 strikeout-to-walk ratio in 64 innings. Lemonis credited a combination of the talent on the Bulldogs' staff and pitching coach Scott Foxhall for the fast start.

"We played great defense and pitched well against a great lineup," Lemonis said. "We commanded the strike zone. Some of our guys with power stuff, when they throw strikes and hit their spots, they're tough to hit."

Southern Miss, which fell to No. 23 in the Top 25 after the series loss, acquitted itself well in a hostile environment. Righthander Walker Powell went toe-to-toe with Small on Friday night, throwing 7.2 scoreless innings, striking out two batters, walking none and scattering five hits. Och, a redshirt freshman, followed with 2.1 scoreless innings of relief to earn his first career win.

While starters Stevie Powers and Mason Strickland struggled the next two days, Southern Miss showed off some impressive relievers such as Och, closer J.C. Keys and righthander Cody Carroll. The Golden Eagles remain without the services of Preseason All-American outfielder/righthander Matt Wallner on the mound due to a forearm strain. If he's able to return and solidify one of the spots in the rotation or even give Southern Miss another power arm out of the bullpen, it would be a big boost to the pitching staff.

For both teams, however, this weekend was largely just a starting point. There is a lot of baseball still to be played this spring, and both teams are facing a tricky week ahead. Southern Miss on Tuesday hosts New Orleans and then welcomes consistent West Coast Conference contender Gonzaga to Pete Taylor Park on the weekend.

Mississippi State, meanwhile, has two midweek games at home before heading to the Frisco College Classic, where it will face Sam Houston State, No. 8 Texas Tech and Nebraska in what promises to be a regional-type environment.

Lemonis is looking forward to seeing how the Bulldogs handle the test.

"We're still learning about ourselves and how we're trying to play as a group," he said. "We're going out to play against these three teams in a weekend that should be a marking stick, a resume builder for us."

Meet The New Dude: MSU's \$68 Million Showplace

AARON FITT

D1 Baseball

February 28, 2019

STARKVILLE, Miss. — College baseball's building boom has only intensified over the last decade, and particularly in the SEC, where the arms race never ends. However temporary, Mississippi State now takes its place at the top of the heap with the rebirth of Dudy Noble Field.

The Magnolia State is uncommonly crazy for college baseball, and its two SEC powers both introduce major projects this year: a giant \$20 million facility for players at Ole Miss' Swayze Field, and at Mississippi State, the new, \$68 million Dudy Noble Field, which has already come to be known as the New Dude.

For decades, Mississippi State fans have taken pride in the one-of-a-kind college baseball experience of Dudy Noble Field, which they often referred to as "the Carnegie Hall of college baseball." As Mark Etheridge wrote two years ago, many fans were apprehensive about the plan to tear the old stadium down and start fresh. In particular, fans were concerned about losing the unique charm of the Left Field Lounge — the iconic outfield platforms and trailers that constituted the old outfield terrace. But the new ballpark attempts to maintain much of that charm while modernizing the experience — and bringing it up to 21st-century safety codes.

Jason Michael Ford is a senior associate at Populous, one of the largest architecture firms in the world, with a focus on sports and entertainment facilities. For this project Populous served as a design consultant to lead architect Wier Boerner Allin, a firm based in Jackson, Miss.

Ford said he doesn't think there's a better ballpark or game-day experience in college baseball than the New Dude, and it's hard to argue with him. This

park is the new gold standard for college baseball, with all the best amenities for fans and players alike, without sacrificing too much of the character of the Lounge.

So let's get to know the New Dude better. First, we have an interview with Ford, an architect who served as Populous' top project manager on the Dudy Noble renovation. Then you can check out a photo gallery from my visit to Dudy Noble last weekend for the series against Southern Miss.

Q&A With Jason Michael Ford, Senior Associate, Populous

Fitt: First off, can you tell me about your role in this project?

Ford: We were hired by Wier Boerner Allin, they were the principal architect. We were their consultant. They're all Mississippi State grads. This is something that had been in the works for a long time on Mississippi State's campus. A lot of what you see now is the result of kind of a collaboration between our two firms. Then once the contractor was hired and the construction got under way, they took a larger role. It was a long process, started back in 2015, when the budget got out of whack.

Fitt: What were some of the major challenges you faced?

Ford: It ended up being a three-phase project. They were talking about doing this project for so long, it was a little over budget, and people were saying, "When is it ever going to get done?" One of the things we did earlier was we released the scoreboard portion. If you remember in 2017 when they installed the scoreboard, at the time it was the largest scoreboard in college baseball. I know LSU now says it has the biggest one, but at the time it was bigger than three major league scoreboards. So at the time that was important, because it showed some of the naysayers that we were getting started.

Then we looked at, will Mississippi State play somewhere else while we're working on this project? Because we were working on the same site, we

didn't have the luxury that others like Kentucky and South Carolina have had where they built on a new site. So the second phase: I think they hosted a regional in 2017, and from the time that was over, demolition started, and we had to get it ready not only for fall ball but also that first February in 2018. Everything from the concourse down was completed, so the building was occupiable, fans could come in. They're pretty proud of their attendance records; I think they had about 5,000 in there (last year). But they were really looking forward to having everything completed so they could have crowds of 15,000 in there.

Fitt: Obviously there was much gnashing of teeth about the future of the Left Field Lounge, because people were so protective of that unique experience. How did you try to approach the re-envisioned Lounge?

Ford: That was probably the hardest thing for us to come to grips with. We knew that this ballpark was a top-three ballpark in anybody's list, the way it was. So the design challenge was, we can't make this worse. This has to be higher on the list instead of lower. But I think what we figured out early was, it was really the people experience that made it what it was. So we wanted it to be organic, but kind of develop over time. We heard a lot of people say we're ruining the ballpark, ruining the atmosphere. We wanted the design that was put into place to allow that to continue to flourish. I think people are now saying, "Yeah, we understand what you wanted to do." I think the best thing for me is, people who were coming to the ballpark for 20 or 30 years but could never get to the outfield because they're disabled, now there's people in wheelchairs who are able to experience this ballpark all the way around because it's accessible.

Fitt: Tell me about the three premium club areas.

Ford: There's the Rooftop Club at the Lofts, the Omaha Club, and the Triple Crown Club behind home. Mississippi State had a nice facility, I think they had 16 to 18 suites at the previous building, so there was an expectation from a

donor standpoint that we needed to maintain. You noticed the press box was moved down the third-base line, so you have four suites behind home for some of the higher donors. The Triple Crown Club, you have them at most of the major league ballparks, but not a lot of places can have those in college. But just having those places behind home, people get out of the elements, go get something to eat or drink. Gives them a lot of different seating types they can offer from the Left Field Lounge to the berms and the lofts.

Fitt: There are so many thoughtful little touches in this park. What's your personal favorite detail?

Ford: The right field plaza's pretty nice. As ballpark designers, one of the few venues we can actually impact the field of play is baseball. You won't see a football or basketball arena that has different dimensions. So one of the early sketches we did was playing with the outfield dimensions a little bit, having the right field plaza kind of come into play. We always talk about when we design these ballparks, we really try to create a home field advantage, so the teams that play and practice here regularly know how it plays a little better than the visiting team.

Fitt: How gratifying has it been to be part of this project, and to see how it has been received by fans, players and everyone else associated with Mississippi State baseball?

Ford: I think we've seen the word, people have called it a "bucket list" stop. We were very fortunate to have worked with Wier Boerner Allin on this. Seeing people experience this from the outfield . . . In our opinion, I think most people view it as a top-three college ballpark. I don't think there's a better ballpark or a better game day experience in college baseball. So we're very proud. It took a while, but I think the end result is better than most folks expected. It's a fun place to watch baseball, bottom line. That had to do with the environment, the people, the fans. Luckily we were able to capture that and build a facility that allowed the aura of Dudy Noble Field to continue on.

Budding Bulldog star J.T. Ginn shines in Mississippi State's win over Texas Tech

TYLER HORKA
Clarion Ledger
March 2, 2019

FRISCO, Texas – The task has gotten increasingly difficult for Mississippi State's prized freshman pitcher in the first three weeks of his collegiate career.

J.T. Ginn's first start came against over-matched Youngstown State in the season-opening series. Then the competition stiffened against Southern Miss last week. Ginn won both of those games and only gave up two runs total.

He had a chance to truly prove his worth on Saturday at Dr. Pepper Ballpark against a consensus top-10 team – and he did.

Ginn faced what is regarded as one of the most lethal lineups in the country in No. 4 Texas Tech, and he made the Red Raiders look foolish on multiple occasions in No. 15 Mississippi State's 4-2 victory.

"Those are the games you want to pitch in," Ginn said. "You want the big game. I want the ball in my hand to give my team the best chance to win."

Ginn had eight strikeouts and just one walk. Texas Tech's potent lineup mustered three measly hits against him. Ginn had his fastball working per usual; he was still reaching 90-plus miles per hour in the last inning of his outing.

He lost command of his curvy slider at times, including in the second inning when a wild pitch led to Texas Tech's first run of the game. The Red Raiders' (6-3) base runner was on third because of a balk by Ginn, too, and he reached on one of those three total hits.

But for the most part, Ginn's breaking ball was almost untouchable. Texas Tech head coach Tim Tadlock said his savvy hitters usually have the

composure to lay off sinkers, especially ones that start at the knees and tail off even further.

The Red Raiders just couldn't figure Ginn out.

"The slider spin must be really tight," Tadlock said. "Maybe that slider spin is not the same... I don't know the scientific name for it, but he has good, tight spin on the slider. And he's got good mental presence."

The above-the-shoulders element is what most impressed Ginn's battery mate, junior catcher Dustin Skelton. The word Skelton used to describe Ginn's performance on the mound Saturday evening isn't one that is usually paired with a first-year player.

"I was seeing conviction," Skelton said.

Ginn isn't an ordinary freshman, though, and by now the entire country is starting to realize that. He has 24 strikeouts and three walks in 19.0 innings pitched.

Head coach Chris Lemonis said Ginn could've had a longer outing. Ginn, who threw 87 pitches, asked to go out in the eighth, but Lemonis opted to use junior Colby White and senior Cole Gordon in the eighth and ninth, respectively. They both pitched 1-2-3 innings to seal the win.

Skelton has caught White and Gordon during his entire career, and he said Ginn stacks up well with veteran guys like that. Ginn discusses his pitching plan with Skelton in pre-game: keep fastballs at the batters' knees, and throw sliders that start that high and end up in the dirt. It's one thing to say it, and it's another to execute it.

Ginn did both, and he did it on a cold, misty late-winter day in North Texas. The temperature stayed in the low-40s throughout the game, and there was a constant, nagging moisture that stayed in the air.

"It's a challenge, it's a grind," Ginn said of the conditions. "But it's a mindset. You just got to go out there and know that the weather is going to affect it a

little bit and mistakes are going to happen, but you have to just fight through it and get the win. That's what we were able to do tonight."

Of course, Ginn needed a little run support to notch his third win of the season. Mississippi State's batters weren't as sharp as we've seen them at their best this season. They stranded a whopping 11 runners on the bases, including a bases-loaded situation in the fifth.

The Bulldogs plated a run in the frame thanks to a Texas Tech throwing error, but they could have created a lot of breathing room with a timely hit or two. Head coach Chris Lemonis didn't seem worried about the missed opportunity, though. His team still created enough rallies to plate four runs, which will be enough to win on most nights with as well as Mississippi State's pitching staff is performing.

"If we have guys all over the place, we're going to knock them in over time," Lemonis said. "We'll knock guys in over time for sure."

The Bulldogs' (10-1) next chance to knock a few guys in and get another win comes against Nebraska (4-6) on Sunday at 11 a.m. The Cornhuskers beat Texas Tech on Friday, 2-1, and they lost to Sam Houston State, 11-10, on Saturday.

Top three performers

1. **Freshman pitcher J.T. Ginn:** 7.0 IP, 2 R, 2 ER, 3 H, 1 BB, 8 K, 1 W

2. **Junior pitcher Colby White:** 1.0 IP, 0 R, 0 H, 0 BB, 2 K

3. **Senior pitcher Cole Gordon:** 1.0 IP, 0 R, 0 H, 0 BB, 2 K, 1 SV

The Foxworth, Mississippi Flame Thrower

STEVE ROBERTSON
247Sports
March 18, 2019

Folks in Marion County, Mississippi are pretty serious about their baseball. Pitcher Colby White was one of the main attractions for baseball fans of West Marion High School. As a two time All-State pitcher, it was apparent to all in the area that the hard throwing right hander had the potential to play beyond the high school level.

College recruiters were hard to come by and major college offers non-existent for a guy who hit consistently thrown in the low 90s and recorded nearly two strikeouts per inning. When signing day came, White did what a lot of young people from Foxworth, Mississippi do. He went to Pearl River Community College.

While on staff in Poplarville for two seasons, White saw his fastball top out as high as 95 MPH. Following a college baseball showcase, the 5-11 standout saw the needle move. Offers from Mississippi State, Ole Miss, Southern Miss and others soon arrived. Phone calls were made, visits were planned and whirlwind relationships were built.

After a trip to Starkville to discuss the possibility of joining the Mississippi State roster, White barely made it out of town before he made the call to commit. Now a main cog in the Bulldog relief efforts, White shares that the reality of playing at Mississippi State has already exceeded his dream.

"It's been unbelievable one from day one," White said. "You know, you dream your whole life about playing here and then you get to. In the beginning, it all felt like a dream, but now it's just baseball.

"In the fall, when I first got here, everything was so quick. There were a lot of changes that I had to

get used to. It's all started to slow down a little bit for me now. I feel like I have adjusted pretty good."

The game may have slowed down for White, but if anything his fastball has picked up speed. Routinely clocked at 97 MPH, White's two seam screamer has become a real weapon for the Bulldogs in the later innings of games.

Mississippi State opened the season against Youngstown State. In the very first game of the year, White came on to pitch the 9th inning. The first major college hitter White would face singled sharply to the outfield. Unfazed, White settled in struck out the next three hitters to end the game, a 14-3 Bulldog victory.

"I had to step out there in front of like 9,000 people. I don't even remember anything about that until like the 8th pitch," White said. "It was just a big adrenaline rush to be on that big of a stage in front of all of those people for the first time. It's just an unbelievable feeling."

It is rare to see such high speeds from a player with White's size. Many long limbed major leaguers nearly reach 100 on the radar, but White nearly matches that velocity and measures in just under six foot tall.

"I have really bought into the weight room and I never take a day off with it," White explained. "During the off season, I lift everyday. I am always trying to get stronger, especially with my lower half. I have just pushed myself over the years and that's what it all comes from."

At Mississippi State, White has learned more than a little bit about taking care of himself. Adding strength is a big part of the equation, but rest and recovery is something that White has learned to take very seriously.

"Coach (Scott Foxhall) says all of the time that the guy who throws the hardest needs to do the most arm

care," White shared. "All of that allows me to keep my arm healthy and to keep my velocity up. The biggest thing is staying healthy. Coach Fox is real big on that."

In eight one inning stints, White has allowed just one run on four hits, while striking out 12. Not a single hitter has worked White for a base on balls or earned an extra base hit. The bottom line is that White simply throws strikes. Opponents have to earn it when he is on the mound. Despite his early season success, White believes the best is yet to come.

"I think I can develop my off speed stuff a lot more and I want to be even better with my command," White said. "I want to just stay on my routine and work to get a lot better. It's sort of weird that some days I have a change-up and some days I have a cutter. It just sort of depends on what I have in the pen.

"I just want to be able execute my pitches. I stay on my change-up ladders and work on my curve ball and that helps me get a feel for all of that. I like where I am at, but I am learning a lot from Cole (Gordon). He's a great pitcher. I am real comfortable with my role on the team and he's helped me with a lot of that."

White and the rest of the Bulldogs will be in action several times this week. Arkansas-Little Rock will visit Dudy Noble Field in Starkville on Tuesday. On Wednesday, the Bulldogs will travel to Samford before hosting Auburn in an important three game series.

Allow Me to Reintroduce Myself

AUSTIN COATS
MSU Game Program Feature
March 22, 2019

Jared Liebelt glares as he walks off the mound, his right fist clenched in satisfaction. He's just thrown a scoreless eighth inning to keep Mississippi State tied at zero with in-state rival, Southern Miss.

On his personal Instagram, Liebelt captions the photo: "Allow me to reintroduce myself..."

When Liebelt – pronounced LEE-belt – arrived at Mississippi State in the fall of 2017, introducing himself was a challenge. A native of Aurora, Illinois, Liebelt had played two seasons at Waubesa Community College and was coming into a new place filled with new people and new teammates.

"Last year I wasn't ever uncomfortable, but I wasn't completely comfortable just because I didn't know anybody coming in," Liebelt said. "I've always been a shy guy, so I wasn't jumping all in to conversation with everybody."

"It just took me awhile to warm up. It's not directly correlated to the field, but I think it helps a lot when you feel like you can just be yourself around everybody and you can kind of open up more and just have more confidence."

In 2018, the junior transfer posted a 13.15 earned run average. In his first appearance, Liebelt was struck for seven runs against Southern Miss.

As the year progressed and the team clinched a postseason berth that eventually led to the program's 10th appearance in the NCAA College World Series, Liebelt said he didn't have the same experience as most of his teammates. In the postseason run, Liebelt only pitched in MSU's lone loss in the Tallahassee Regional, a 20-10 opening game defeat at the hands of Oklahoma.

"I don't feel like I really got to experience Mississippi State and Mississippi State baseball last year,"

Liebelt said. "The magical run we had was incredible, but I never really felt like I was truly a big piece of it."

Liebelt said his experiences during the 2018 season affected his love for the game of baseball.

"It was exhausting," Liebelt said, "because as much as I loved baseball, there was a point where I was kind of dreading having to pitch because my confidence had gotten so low and to a point where I didn't think that anything good was going to happen when I went out there."

"Feeling like that is a terrible feeling. I really didn't know how to get out of it. I think not knowing how and feeling like I had to figure out a way to contribute more. It all just piles up and everything's jumbled, and it makes things worse."

To help deal with his cluttered thoughts, Liebelt just needed a break, so he didn't pitch during the summer.

"I think taking a summer off allowed me to just clear my mind," Liebelt said. "I wasn't thinking about baseball, I wasn't thinking about throwing, and then when I came back it was kind of like a fresh start."

A fresh start included a new coaching staff. In late June, when Chris Lemonis took over as Mississippi State baseball's new head coach, he hired assistant coach Scott Foxhall from NC State to instruct the team's pitchers.

Fast forward, and Foxhall's pitching staff has had a dominant start to the season and Liebelt has been a huge part of the team's success on the mound, boasting a 1.38 ERA entering the sixth week of the season.

The biggest difference Foxhall has helped with has nothing to do with mechanics or the pitches he throws.

"On the mental side, that's been the biggest help [from Foxhall]," Liebelt said, "just talking more about how to pitch."

If you see Liebelt pitch, you might get a hint at why this has worked. Liebelt throws a tailing fastball, a changeup and a slider, all with great movement.

"When I'm throwing everything well, I usually throw the two seam and the slider, and they'll start in the same spot," Liebelt said. "When I've had my most success is when it looks like it's going to be the same pitch and they're not sure if it's about to break in under their hands or away from them."

In 2018, when his confidence was low, Liebelt was all over the place. Now, under Foxhall's guidance, he's daring batters to try and hit his pitches.

"I know my fastball, it's not the hardest fastball, but I know it's got a lot of movement and that it's hard to hit even if it's in the zone," Liebelt said. "That's what I've been told my whole life by coaches, and so I just kept that mindset of 'I'm just going to attack the zone and throw strikes on every pitch that I can.' I'm trying to be in the zone, let them hit it and get early groundouts."

Going into fall scrimmages, Liebelt was at first hesitant at the idea of more aggressively going after the strike zone. However, he gave it a try and eventually started having success against MSU's crop of talented hitters.

"You can always have that mindset but until you get out there and actually see it work, you're not completely buying in," Liebelt said. "After having a couple successful outings and seeing that I was having a lot of success being in the zone against SEC hitters, I think that helped a lot."

Mississippi State's offense was on notice.

"They said they don't like facing me," Liebelt said. "Facing our own hitters got kind of tiring after a while because anytime they'd face me, if they were right-handed, I'd see them take one big step off of the plate because they knew the fastball was going to run in on their hands."

In earning that respect, Liebelt gained confidence and everything else has worked itself out from there, like a snowball effect.

"[It] helped me feel like I was more deserving of being here and being around all the talented guys," he said. "Being comfortable with everybody helps on the field, knowing that the

Now midway through his final season on the college baseball diamond, the business administration major is focused on helping Mississippi State get back to the College World Series, but also knows that a professional career looms in the distance.

He might very well get to see some more of the small towns around the country, as he will pursue a career in baseball as long as the game will allow him.

After that, he plans to change his zip code, again.

“Baseball has allowed me to travel a lot,” said Gilbert, “but there is a lot of the world that I have not seen yet. I want to play pro ball, but I also think there comes a time when you have figure out where life starts. I want to travel the world and try to find the spot where I am going to be most comfortable living. I want to go wherever the wind takes me, because it has taken me to some really cool places so far.”

Jordan: new glasses, new deal

BEN PORTNOY

Commercial Dispatch

April 2, 2019

Mississippi State sophomore utility man Rowdey Jordan is seeing clearer.

In a literal sense, Jordan's sight is improved.

The Alabama native has switched over to a new pair of sports glasses after losing another set and playing the early part of the season with his contacts and sunglasses.

Jordan is also swinging the bat better of late.

Having gone hitless 12 times in the first 22 games of the season, he totaled six hits in 13 at-bats -- including three doubles, six RBIs and four runs against Auburn in a March weekend series.

Jordan's success as the plate has persisted since then.

After a 4-for-5 night against Mississippi Valley State on March 26, he notched his first home run of the season Saturday against No. 16 LSU.

Standing in the batter's box at Dudy Noble Saturday in the bottom of the ninth, Jordan squared up.

Crack.

Letting fly a left-handed swing, Jordan smoked a two-run shot down the right field line.

"Everyone kept asking me about Rowdey," head coach Chris Lemonis said. "He's here working every day and he's one of the more positive kids on the team so the game usually rewards that."

A freshman All-American, Lemonis noted Jordan's pedigree. Just a season ago Jordan totaled 20 multi-hit games and 10 multi-RBI games during his first season in Starkville.

Part of the shift back toward his freshman form has been slight adjustments with his hands.

Lemonis said Jordan was pressing in his motion. But after working with hitting coach Jake Gautreau, he's regained separation in his swing.

"The biggest thing was he was able to relax," Lemonis said. "He got off to a slow start, started pressing and then made a couple small changes with his hands and trying to load and then he had some big hits against Auburn. It's funny how it just starts to roll a bit for you."

Mangum's Chase One For the Ages

STEVE ROBERTSON

247Sports

April 6, 2019

Jake Mangum entered his freshman season at Mississippi State as a highly heralded newcomer. Mangum picked the Bulldogs after a high school career at Jackson Prep that ball players dream of. Prep won four state titles from 2012 to 2015. In Mangum's final game in a Jackson Prep uniform, the team ten-run ruled Washington School 12-2 to capture the state championship.

Mangum led the team with a .504 batting average and 62 hits. 50 of those safeties were singles. While others on the team had more power, Mangum built a career on simply "hitting em where they ain't" as author Robert Ruark penned generations ago. Offers arrived from around the Southeastern Conference including Alabama, Mississippi State and Ole Miss.

After an early commitment to Alabama, Mangum began to rethink his college future. Phone calls were made and questions asked. The main topic of conversation between the Mangum family and the Mississippi State baseball staff involved the possibility of wearing the Maroon and White.

Decommitments in college baseball recruiting are a bit of a rarity. Mangum's situation was made a little more complicated by the fact that his father, John, was a former standout football player at Alabama. Some close to recruiting circles felt that Jake would follow his father's footsteps to Tuscaloosa. In the end, Jake elected to create his own legacy and signed on with Coach John Cohen and the Diamond Dawgs in Starkville.

After his first fall in the Mississippi State uniform, Mangum was the opening day starter for the 2016 season in left field. He went 0-for-4 in a 10-6 loss to Florida Atlantic. Over the course of the next seven games, Mangum would enter games as a pinch runner or a late inning defensive replacement. In the first four pinch hit at bats following opening day, Mangum went 0-for-4.

In the 6th inning of a 13-0 game against Alcorn State, Mangum had the chance to hit in place of Brent Rooker. The thinly framed freshman singled in a run to make it 14-0. The score was essentially academic at that point, but with that sharply hit single a journey began. A journey that would change the Mississippi State record books and much more.

Before we get too caught up nostalgia and melancholy, Mangum's first career hit gave him a .111 batting average. After an 0-for-8 start it probably felt like .400. While it would take some time for Mangum to hit his way into the starting line-up for good, the rising star made the most of the opportunities he had. Over the course of the next nine games, Mangum would earn one start (Oklahoma), but hit safely in six of his next nine at bats. By the time the Bulldog began SEC play, Mangum was hitting .389.

In game two against Vanderbilt, Mangum would find his name penciled into the starting line-up. A 1-for-2 game the night before as a late replacement in a 2-1 win over the highly ranked Commodores caught Cohen's eye. The young freshman would make his coach look awfully smart before the day was done.

With two outs in the 8th inning and the Bulldogs trailing 4-3, Mangum delivered a two RBI single to give Mississippi State the lead. The bullpen would hold the lead and State would take the series in Nashville two games to one.

On March 29, 2016 Jake Mangum would enter the Mississippi State starting line-up to stay. The Bulldogs would play 63 games that season with Mangum seeing action in 62. By season's end, Mississippi State head earned their first regular season SEC title since 1989 and Mangum won the league's batting crown with 101 hits and a .408 batting average.

As a sophomore, Mangum proved to be one of the top hitters on the team once again posting a .324 average that was third best in the Bulldog line-up. For those wondering about a sophomore slump, Mangum played much of the year with a broken hand. In an elevated emotional moment after scoring a big run against Kentucky, Mangum elected to test the strength of

the home dugout wall. Those blocks proved solid.

Despite playing through excruciating pain, Mangum refused to come out of the line-up and still swung away. He recorded 38 of his 90 hits on the season after the injury with eight of those coming in the NCAA regional win at Southern Miss.

Last season, Mangum upped his average to .351 and matched his career high mark with 101 hits. The Bulldog centerfielder also led his team to Omaha and the College World Series. The quest for the program's first ever National Championship came up a game short as the Bulldogs fell to eventual title winners Oregon State in the final game before the CWS championship series.

With 275 collegiate hits to his credit, Mangum returned for his senior season with a real shot of breaking the Mississippi State career hits record held by Jeffrey Rea (335) as well as the SEC All-Time hits high mark set by LSU's Eddy Furniss (352).

On Friday evening in Knoxville, Mangum caught and passed Rea to set a new standard for hits in Starkville. Rea reached the 335 mark in 998 at bats, Mangum caught him in 915. After tying Rea's career mark, Mangum hit safety two more times to end the evening with a win over Tennessee and 337 career hits.

There are just three names ahead of Mangum in the SEC career hits record book. Before the Mississippi State centerfielder can take direct aim on Furniss he will have to catch Florida's Preston Tucker and Auburn's Jay Waggoner who are tied for second with 341 hits. The way Mangum is swinging, that step up the ladder could take place this weekend before the Bulldogs leave Knoxville.

Through Friday night, Mangum has 62 hits through 31 games. Chances are Wichita State's Phil Stephenson's NCAA record of 418 career hits is likely safe, but Bulldog fans have the chance to see a Diamond Dawg do something no other SEC player has ever done. To think it all started with a pinch hit single in a midweek blow out against Alcorn State. One simply never knows where baseball history will begin or end.

Foscue Finds His Sophomore Swing for 2019 Success

DAVID H. MURRAY

247Sports

April 9, 2019

Well, sure, ballplayers are expected to keep confidence in their skills. Still is not Justin Foscue somewhat surprised by how he is slapping baseballs around and often out of the park? “No,” he said, firmly and just in case any misunderstood, “No.”

“It’s not a shock. I’m supposed to be doing this.”

More power to any second-season player sure he is supposed to swinging a bat as Foscue is. The Diamond Dog infielder hits, so to speak, mid-April with a healthy .341 average. That’s a bit cooler than two weekends ago when Foscue was batting .354, his peak so far. He still is on a five-game safety streak with hits in 12 of the last 13 games.

The larger point is how since February when averages swing wildly game to game Foscue hasn’t slipped below .312. Call it consistent. Call it good for the sophomore and great for the squad.

Foscue calls it fairly simple. “I’ve just got an approach to hit the fastball and I’m getting in good counts to hit them. And they’re leaving me something in the zone and I’m putting a good swing on it.”

Good enough to top the team with nine home runs, in fact. And, reliable enough to merit respect from the premier Mississippi State swinger. “He’s been like that for a couple of weeks now, he’s been really impressive,” Jake Mangum said. “He comes and gives you a pretty consistent performance.”

These days Foscue hears more than the cheers from the stadium seats when he approaches the plate. The Diamond Dog dugout enjoys watching this batter blossom in this 2019 order.

“They just say keep doing your thing. Keep doing your thing,” Foscue said. “I believe this is what I should be doing. I feel like I’m helping the team

more this year than I did last year. They know that’s where I’m supposed to be.”

His teammates may have known. Most others wouldn’t have been so certain based only on freshman flashes. Foscue finished the rookie year at .241 with three homers and 20 RBI, and once into SEC season the average didn’t top .274. Of course he was in good, based on ’19 results, company, smack between Jordan Westburg’s .248 and Dustin Skelton’s .238. They also are enjoying far, far more productive present seasons.

Foscue serves as a classic example of player progress from freshman scuffles to sophomore success. “I worked hard on my swing in the off-season and it’s showing well,” he said. Nine longballs, now, that is showing off, and along with nine doubles gives Foscue a .601 slugging rate from the right batters’ box.

This does not surprise him either. “I’m utilizing my power,” Foscue explained.

“Last year I didn’t utilize it enough like I should. I was missing pitches. This year I’m not missing pitches, that’s what I worked on in the fall and the spring. When they make a mistake I’d better hit it or I’m not going to get another one.”

The approach Foscue refers to often really is a mental matter. Oh he talks about working on the separation, flattening the bat-plane, not slicing at the ball, all the truly technical aspects.

“I guess that’s a little bit of it. But I guess just being ready. My mindset this year is it’s coming, you’d better not miss it.” Of course if he keeps whacking balls over walls those fat pitches won’t come his way nearly so often. Fortunately Foscue is content swinging for gaps, putting balls in play, moving teammates around, the less dramatic deals.

Then again what Foscue is doing in the real season is dramatically different than what Chris Lemonis saw last semester. “No, he didn’t have a good fall,” the first-year coach said. Lemonis wasn’t delicate informing a starter off a College World Series team exactly that, either.

“He tells me now we made him mad. But I just told him you don’t scare me when you hit.” Yeah, quite an insult to any swinger, right? Make no mistake, Foscue has his share of ballplayer pride to say the least. If the words stung though it was the trigger to getting lots of winter cage-time and correcting the approach.

“And when he came back in spring training that’s when I knew,” Lemonis said. “Balls just started jumping out to the pull-side. He’s just taking it into the season.”

That’s the bat, he means. Lately Foscue is taking his glove to a different side of the infield. After starting 31 games at third base Foscue opened the Saturday and Sunday contests with Tennessee as the second sacker. For that matter he was moved over midway of the previous two games as Mississippi State seeks solutions for some defensive scuffles.

Whether this is a permanent move or temporary trial, the upcoming Alabama weekend should show. Mississippi State (27-6) is in strong NCAA Tournament shape of course, and with a top-twelve RPI at the moment the opportunity to host at least the first weekend of regional play is here for taking. At the same time these Bulldogs maintain conference ambitions. Now a couple games behind the league’s leaders, a sweep of the visiting Crimson Tide is exactly what State needs at mid-point of SEC schedule. And, of course, there is Wednesday’s visit from South Alabama to be played as well.

So the modest letdown of losing a home series with LSU, and not scoring a sweep at Tennessee can’t linger. It won’t, Foscue figures. “I mean this team is very resilient. We’ve been through a lot the last two years, there’s a bunch of leaders on the group,” he said.

“We know how to come back from games, we know how to get hot in games and keep the lead. The most important thing is we’ve got toughness. We know it’s not over until the last out is made.”

Jake Mangum Listens to Nickelback

STEVE ROBERTSON

247Sports

April 12, 2019

As Mississippi State prepares for a three game SEC series against Alabama as part of the annual Super Bulldog Weekend, All-American Jake Mangum is working his way up the Southeastern Conference career hits list. With 340 hits to his credit, Mangum is currently third All-Time within the league.

Former LSU slugger Eddy Furniss, a recent visitor to Dudy Noble Field, holds the record with 352 career hits. Mangum is closing in on and should be able to take over second place this weekend with just two hits. Preston Tucker (Florida) and Jay Waggoner (Auburn) are tied for second in league history with 341 hits.

While the records are important, the overall win/loss total is what means the most to Mangum. I sat down with Mangum earlier this week for an exclusive interview about his experience at Mississippi State and finding his own path to college success.

Steve Robertson: You've always been a guy who has sort of done things your own way. I remember back during the recruiting process that many people assumed you would just automatically go on to Alabama, because you were John Mangum's son. Your dad had a lot of success there, but you decided to go to Mississippi State. Initially you committed to Alabama, so how difficult was to back off of that considering your family ties to the Crimson Tide?

Jake Mangum: Growing up I was an Alabama football fan, but I watched Ron Polk and those Mississippi State teams religiously. When I was a young player back in the 9th grade, I had no idea what I wanted in life. I didn't know what I wanted to do after baseball. To be honest, I still don't know what I want to do once baseball is over. I am going to try and play baseball as long as I can. Back then, I didn't know what I wanted to do. I

didn't know what I wanted to major in. I was still learning how to do things the right way in the 9th grade. I got three SEC offers pretty quick and then I shut down my recruitment. I knew then that I wanted to go to Mississippi State or Alabama. A lot of that early decision had to do with the fact that I felt comfortable at Alabama following in my dad's footsteps.

I ended up falling in love with the Mississippi State program. My cousin, Taylor Nowell, was a senior in college the same year I was a senior in high school. When I was in high school, I would always come up here and stay with him. He would take me to games and I just fell in love with everything here. I was a kid that was committed to Alabama for a year, but every time I came to Starkville I felt like I had made the wrong decision. It's just different here. Baseball just means more here. I fell in love with all of that. I fell in love with this University and they have given me everything I needed and more. I am so glad I made the decision to come here.

A lot of prayer went into all of that. I'm a Christian. It seemed like every time I prayed about all of that, it seemed like some weird signs would happen. One time I finished a prayer and looked up and saw an Alabama tag with a Mississippi State logo. It was the first time I had seen that, so I was a little bit in shock. Small things like that just kept happening. I was in love with Mississippi State baseball and I decided that I wanted to come and play here with some friends of mine that I met playing summer ball. I know that I made the right decision.

SR: I know you're a guy who really values friendships. You've shared with me before how close you were with your high school teammates at Jackson Prep. In one of our first conversations you shared with me that you elected to use your friend Trace Lovernich's high school walk-up song (Your Love by The Outfield) when you got to State. It's now something that people associate with you, but it's interesting that it's a song you started using out of loyalty to a high school friend.

JM: Trace came up here to Mississippi State with me and my freshman year I wasn't sure what I was going to use as my walk-up song. I was talking with him and he was like

'Dude, just do mine'. I thought it was the catchiest song I had ever heard. I loved it when he had it and he told me that he wanted me to have it. I decided to use it and see how things went my freshman year. Things went pretty well for me, so I just kept it. I can't change it now. It's crazy to think that people tell me when they hear that song they think of me. It's nuts.

I started using it that first year to honor my friendship with Trace without a doubt. He was my sophomore year roommate. He's the best. He was my counterpart in the outfield at Prep. He played left field. In right field, we had Noah Tidwell. We all lived together up here out sophomore year and that was a lot of fun.

SR: In high school, you were a pitcher as well as a hitter. You've done some pitching during your Mississippi State career. Was there ever any thought of just being a full-time pitcher when you got to Mississippi State?

JM: My freshman year I had a really good fall at the plate. I think I finished second on the team in batting average. Jack Kruger was the only guy ahead of me, because he simply couldn't get out in the fall. My chest was out a little bit and I was feeling pretty good about myself. Coach (John) Cohen liked to do player evaluations. The day before we left for Christmas break, he ranked the players in everything. We had the best right-handed hitter, the best left-handed hitter and best overall hitter. Best left-handed pitcher and right-handed pitcher and just everything. He ranked everything and he ranked everybody. I was ranked as the second to worst hitter on the team and the second to worst pitcher on the team. The two guys who ranked below me weren't even on the team in the spring.

So there I was after hitting about .315 in the fall and I am ranked second to last. I went home and talked to my dad. I wondered what I had to do. The day before opening day, I went and talked with Coach (Nick) Mingione. I told him that I was going to ask Coach Cohen to redshirt me. Coach Mingione told me that I was going to play that year and contribute. The next day I was in the opening day line-up and I went 0-for-4. I didn't play a lot

after that, but I battled my way back into the line-up.

I didn't start that first game at Vanderbilt, but I went 1-for-2. I started games two and three and then I had a bad midweek. I didn't play well on Friday and Saturday against Georgia, so I got benched on Sunday. I got back in it, because I pinched hit late in the game on Sunday. It was a battle to stay in the line-up, but then I got rolling. I played right field for a while. (Jacob) Robson got hurt against Ole Miss and I moved to center for four weeks until he came back.

SR: On March 29th of 2016, you went into the line-up to stay. You've been there ever since. How did you stay locked in and sort of force them to keep you in the everyday line-up?

JM: I was playing before Robson got hurt. I was the starting right fielder for about two weeks and then he got hurt. When he went down, they were like you're the center fielder now. I thought it was a great opportunity for me, because I could really learn how to play center field. That's the spot I wanted to be in. Robson is going to be a big leaguer someday and I loved working behind him. I watched how he did things. He taught me so much. I don't think he realizes it, but he had a lot to do with helping me become the player I am today. I just did the things he did and I did my best to learn all I could from him.

SR: So you've been credited for bringing Nickelback to Dudy Noble Field. It's sort of become a real thing. I know for a while they were sort of a punchline on social media for people who think it's cool to be critical of bands, but you haven't bought into any of that. So what's the deal with you and Nickelback on Sundays?

JM: Everybody has rocked out to Nickelback, Everybody, even the people who talk crap about Nickelback, at some point in their life they were jamming to Nickelback. They're a really good band. Back when we would come into the locker room on Sundays during our freshman year, Noah Hughes would jam Nickelback. He used to play here and was my roommate. He's at Southeastern Louisiana now, but he would turn the speakers up loud and say, "It's Nickelback Sunday, let's go".

It brought a little bit of an energy edge on Sunday. It's hard to get up and go play on Sundays. It's an early morning after playing two games on the weekend. Nickelback gives us a little edge.

Last year against Ole Miss, we had the rubber match on Sunday. LA (Luke Alexander) hit that walk-off. Nickelback Sundays was already a thing in the locker room, but on that day we decided to take it to the field. They played it for us on the speakers in the stadium. After that we started wearing the black uniforms on Sundays and it became "Nickelblack" Sundays. I would love to see our record on Sundays since then (12-3). We show up when we wear our Sunday black and Nickelback gives us a little edge.

SR: There are some Mississippi State baseball traditionalists that prefer the Maroon and White uniforms. It's hard to argue against the on the field success of the Nickelblack uniforms though. What do the players think about the alternate uniforms?

JM: It's almost like a symbol for us now. I can't really describe it. It's just a little something that tells us that we have one more game left and that it's time to give everything we have. We know we have the off day tomorrow. It gives us that swagger and confidence, whatever that may be. You know, it's baseball. It's only weird if it doesn't work and it works. It's not weird.

Every team on this campus has a black uniform. I think football has about eight different colors. Basketball and everybody else has the black uniforms. It doesn't get talked about a whole lot, but our uniform colors now are Maroon, White and our third one is black. Everybody has one and everybody wears one. It works for us and on Sundays we wear black. I think that will probably stick for a long time.

SR: Super Bulldog Weekend is here and you just happen to be playing against Alabama in your final Super Bulldog Weekend. What are your thoughts as you head into the series with the Crimson Tide?

JM: This is my last one. I won't be emotional even though I am a very emotional person. Everybody sort of

knows that. I wear my emotions on my sleeve and it's going to suck when it's all over. I am going to take in ever single bit of it. We would thoroughly enjoy a huge crowd all weekend to help us to get this series. The Dogs are 7-5 in SEC play and we've lost one non-conference game and we're in the middle of April. We would have signed off on this in the pre-season, no doubt.

I know there are some SEC games we probably should have won, but I think if I would have told you on February 14th that we would have one non-conference loss and a 7-5 SEC record with Alabama coming to town you would have taken it. I think people would be happy about and probably saying, "Thank goodness".

We need a big crowd this weekend. This is a lot of our players last time and a lot of other players first time to experience Super Bulldog Weekend. It's a special weekend for everybody to come up here and watch a lot of great programs in action. We are going to need a big crowd. Alabama is starting to play well. They're figuring it out. It's going to be a dog fight of a series and we need to get this. We need to go in and focus on winning game one, but I am going to soak it all in and enjoy this weekend as much as I can.

Before record-setting Jake Mangum, there was Jeffrey Rea, another relentless hitter

RICK CLEVELAND

Mississippi Today

April 15, 2019

Jake Mangum, a line drive waiting to happen, recently passed Jeffrey Rea to become Mississippi State's all-time hits leader. Soon, he will become the SEC's all-time hits leader passing LSU's Eddy Furniss.

With two more hits Sunday in State's sweep of Alabama, Mangum moved to a whopping 344 for his career, eight short of Furniss's SEC record 352. The Bulldogs play Texas Southern Tuesday night before a three-game series against Arkansas at Fayetteville Thursday through Saturday.

Mangum could conceivably break Furniss's record at Arkansas. If not, the Bulldogs play Ole Miss next Tuesday night (April 23, 6 p.m.) in Mangum's hometown of Pearl. Now wouldn't that be something? With Mangum's history against the Rebels — he really has been the Rebel killer — that seems a natural.

But before we get to the SEC record, we should look back at Rea, the man whose Mississippi State record he broke. And who better to compare the two than Ron Polk, who coached Rea four years at State and has coached Mangum in the Cape Cod League?

"Two peas in a pod," Polk called them in a phone conversation last week. "Neither one of them is a big physical presence, but both are ultra-competitive. Both have a great work ethic. Both could run very well and both of them could flat-out hit.

"As a coach you love to have players like Jeffrey and Jake, because their motors are running all the time."

Rea, recruited to State out of tiny Nettleton, played for the Bulldogs from 2004 to 2007. Sometimes, he

played second base. Sometimes, he played the outfield. He always hit.

He hit .324 as a freshman, .308 as a sophomore and .372 as a junior. And that brings up another similarity between Rea and Mangum. Jeffrey could have gone pro after his junior year when he was chosen by the Boston Red Sox in the 2006 draft. He chose to play his senior season at State, just as Mangum did.

Said Polk, "I think in both Jeffrey's case and Jake's case, they love college baseball and they love Mississippi State. Being small guys that don't hit for power, they weren't going to get life-changing money."

Besides, as Rea told me during his senior season, "I would have paid money to come back and play at State." He hit .343 as a senior.

As college baseball stars go, Rea was tiny — smaller than the 6-1, 179-pound Mangum. As a State senior, Rea stood just 5 feet, 8 inches tall and weighed 155. Rea's older brother, Brian Rea, had been a Hall of Fame player at Delta State. Hitting ran in the family. So despite his size, Jeffrey was heavily recruited by both State and Ole Miss.

Jeffrey chose State, much to the chagrin of Dan McDonnell, who was then an assistant at Ole Miss and would become Louisville's head coach. And that brings us to an episode from four years later in 2007, when Jeffrey Rea was playing what would be his final Bulldog game in the College World Series — against Louisville and McDonnell. Few scenes in this reporter's sports writing career stand out more than this one: State had lost a heartbreaker in its first game in the 2007 CWS to North Carolina and was playing Louisville in an elimination game.

The Bulldogs trailed Louisville 12-4. Rea already had two hits in the game when he stepped to the plate in the ninth inning. Like Mangum, Rea was a line drive waiting to happen, and it happened on the first pitch of his last collegiate at bat — a line drive that whizzed past the pitcher into center file.

The hundreds of State fans in attendance stood and cheered — and then most of the rest of the crowd at

old Rosenblatt Stadium stood and cheered as well. Who gets a standing O on the losing end of a 12-4 game? Jeffrey Rea, that's who.

McDonnell sought out Rea after the game, gave him a big hug and told him he couldn't wait to watch him into the Major Leagues.

That never happened. Drafted by the Chicago Cubs, Rea hit .337 at two different levels of minor league ball later in 2007. Just as spring training of 2008 was ending in Mesa, Arizona, Rea hit a routine ground ball, but as always was running, full blast, for first base when he tore the quadriceps in one of his legs.

After two months of rehab, he tried running again.

"Just wasn't the same," he says, and doctors told him they couldn't guarantee that surgery wouldn't help either.

Speed was his game, and he couldn't run as he had before.

"It was tough but when it's your time, it's your time," he says.

Now a father, Rea works as an agency manager for Mississippi Farm Bureau in Pontotoc. Yes, he says, he still watches Mississippi State baseball, mostly on TV these days. And, yes, he says, he admires Jake Mangum.

"I feel like I know Jake despite not having a close personal relationship with him," Rea says. "I was happy to see a Mississippi guy break my record, especially a guy who plays the game the way it's supposed to be played. He's 100 percent, all-out, every game. And it's kind of neat that the guy who broke my school record is going to break the Southeastern Conference record. I hope he breaks them all."

Maroon makeover: How Texas A&M- bred Elijah MacNamee became a Mississippi State Bulldog

TYLER HORKA
Clarion-Ledger
May 2, 2019

STARKVILLE — Elijah MacNamee didn't always see himself wearing Mississippi State's shade of maroon. Neither did his father, Phillip Horton.

For essentially his entire life before starting college, MacNamee wanted to wear Texas A&M's variety of maroon.

It's almost miraculous MacNamee, State's senior right fielder, will trot to his perch in right field in the bottom half of the first inning instead of the top when the No. 7 Bulldogs travel to College Station this week for a three-game series against the No. 19 Aggies.

"It was the dream growing up to play at A&M, to be an Aggie" MacNamee said. "But my dad always told me to keep my options open, and my junior college coach said the same thing."

So he did.

The roads that led to College Station When MacNamee wasn't busy practicing to become a first-team all-state player his senior season at Cypress Ranch High School, he was making the one-hour trip northwest on U.S. Route 290 and Texas State Highway 6 to watch A&M games at Olsen Field at Blue Bell Park.

MacNamee said he's probably been to upwards of 100 A&M baseball games.

MacNamee spent his freshman year of college playing at Blinn Community College in Brenham,

Texas, only 45 minutes from where he grew up and where his father still lives with his wife, Jennifer, and MacNamee's two sisters, Emma and Ellie.

Blinn is also a short 45-minute drive from A&M's campus.

"Going to Blinn out of high school, that's typically a junior college that's a feeder school for A&M," Horton said. "Elijah had a very successful career at Blinn that first season he was there as a freshman, and A&M was actually showing quite a bit of interest in him. They were chit-chatting with him quite a bit and took him on a couple visits."

The coaching staff at A&M was worried the starting outfielders were going to leave school early to pursue their professional careers.

MacNamee appeared to be a perfect fit to fill one of those spots. He hit .403 with eight home runs and 39 RBIs at Blinn.

Those numbers were so good, in fact, that MacNamee garnered the attention of schools he never thought would be on his radar. One of those schools was Mississippi State.

A Bible, baseball and the Bulldog 'family'

Then-head baseball coach John Cohen came calling in that spring of 2016, and MacNamee and Horton weren't going to let the phone ring on a guy who led the Bulldogs to a national runner-up finish at the College World Series three years prior.

So MacNamee and his father made the nine-hour trip to Starkville that May, a drive Horton would soon get to know very well. He didn't know it well at the time, though, and he didn't really know what to expect when he got there.

The duo was beyond pleasantly surprised.

Before MacNamee and Horton even saw one pitch of the Arkansas

series that they were being treated to that weekend, Cohen took them inside his office.

That's where Horton got hooked.

After a generic slideshow presentation and some questions about MacNamee's health, Cohen held up a Bible and grabbed a relatively small portion of the pages in his hand. He told MacNamee that those pages represented everything in his life up to the current moment.

Then Cohen took hold of a much smaller portion of pages. He told MacNamee that those represented the length of an average Major League Baseball career.

Cohen explained to MacNamee and his father that yes, it was his job to make everyone in his dugout better baseball players. But it was also his job to make them better people. The "family" environment prevalent in the Mississippi State community may be a bit overplayed sometimes, but Horton genuinely felt it that day.

"(Cohen) wanted to make sure Elijah had a good head on his shoulders and that he'd be a good representative and ambassador for Mississippi State," Horton said. "The fact that he was a player for Mississippi State and then came back to coach there, that really says a lot."

"You have to stop and ask yourself, 'If this guy played here, then why does he want to come back and coach here if it wasn't for the atmosphere and culture?' There's a mindset there that really stuck out to me."

Winning feels like home at Dudy Noble

If MacNamee wasn't sold yet like his father, it didn't take long thereafter. The two walked around the Left Field Lounge for much of the Arkansas series. Mississippi State won the first game. Then the second. On Sunday, they swept the Razorbacks to clinch the 2016 regular season SEC Championship.

The players paraded around Dudy Noble Field wearing conference champion t-shirts. MacNamee watched them celebrate from the lounge.

"I looked at my dad and said, 'This feels a little more like home'," MacNamee said.

"I don't think it really matters what any other school would have said at that point," Horton said while recalling that moment.

MacNamee has been suiting up in maroon and white — Mississippi State's version, not A&M's — for the last three seasons now.

He got to celebrate a College World Series berth wearing his own championship t-shirt as a junior.

And he's had a stellar career, hitting .295 with 16 home runs and counting.

A few of those home runs will go down in MSU lore as some of the biggest swings in program history. His two-strike, three-run, walk-off homer against Florida State in the 2018 Tallahassee Regional was one of them. His two-strike, two-run walk-off homer against Vanderbilt in Game 1 the Nashville Super Regional a few weeks later was another.

What made MSU's the correct shade of maroon

Those hits, along with the friends and memories he's made at Mississippi State, helped convince MacNamee that he chose to wear the correct hue of maroon.

"And it's not even close," MacNamee said.

MacNamee is hitting .311 as a senior. His next RBI ties a single season career-high at 42. He needs nine more hits to set a new career-high at 59 in that category. His production alone validates his decision to play at State, but Horton believes there's more to it than the numbers.

He has made that nine-hour drive to Starkville for every home series at Dudy Noble Field during his son's senior season. Each time he does so, he is reminded more and more why MacNamee made the right choice to play at Mississippi State. Horton said no program in the country comes close to MSU regarding support for the players and the program as a whole.

"You can take away last year, you can take away this year, and you can take away all of these great highlight times," Horton said. "It's really about the people there in Starkville at the end of the day. I think this was probably one of the best decisions he's ever made in his life."

At the end of his interview, the father of three who lives much more than a stone's throw from Starkville had two more words to say. It was a phrase he never thought would mean so much to him while his son was aspiring to become an Aggie, but it's one that will be forever dear to his heart.

"Hail State!" he said.

A swing change, a black eye and a position change: Marshall Gilbert's route to playing time as a senior

BRETT HUDSON
Matt Wyatt Media
May 22, 2019

STARKVILLE — The Gilbert family had been through this before, but this was different. This is Marshall's senior season — there is no next year to serve as a foundation of hope.

Marshall's junior season as a Bulldog, his first in from John A. Logan College in Carterville, Illinois, was an up-and-down ride. Six weeks of infrequent playing time at the beginning became consistent as March turned to April, starting 12 of the 16 games that month. That season ended with just one postseason start for Gilbert, four postseason at-bats as fellow catcher Dustin Skelton enjoyed the best month of his baseball life on a run to Omaha.

That trend continued in 2019: Skelton hit safely in nine of his first 10 SEC games while Gilbert had just six starts in the team's first 31 games. Marshall's parents, Phil and Denise, went through an all too familiar routine: check the lineup for Marshall's name and be disappointed to not find it. By then, Marshall had solidified his approach and was teaching it to his parents — the same approach that has him starting every day as Mississippi State enters the SEC Tournament in Hoover this week.

"I'll be very honest with you regarding the maturity: Marshall has helped us, Phil and I," Denise Gilbert said. "When you're back home, you're watching and hoping and you look at the lineup everyday and he's not in it, you wonder if he's ever going to get a shot. He is the one that says, 'I'm just going to

keep balling. I don't have a choice.'"

"He's helped us deal with it and I can't tell you how grateful we are that he found a way to get on the field."

As Marshall Gilbert put it: "When you don't play a lot the confidence can kind of go up and down, and I needed to mature in that aspect and realize you can't ride that rollercoaster, you can't play that way. You have to stick it out for the long haul."

That long haul has seen him start all of MSU's last 11 games, raising his batting average from .286 to .330 in that time, and doing it all at a new position. That long haul has been exactly what he wanted out of junior college: come to the school at the top of his list, Mississippi State, for all its history of winning in the nation's conference, and find a way to contribute to that winning.

"Once I found something, it resonated with me that this is what it takes to do something for the team," Marshall Gilbert said. "I don't like disappointing my teammates in any way. I looked at it as, 'This is what's going to make my teammates happy with me.'"

What Marshall Gilbert needed to make his teammates happy was a swing change and a black eye.

* * *

Marshall Gilbert has hit well for most of the season, having spent just 11 games with a season batting average below .300, but he still hit a slump: 15 at-bats from March 19 to April 7 with just two hits (.133), two of his three starts in that time being hitless.

Like many recent MSU hitting turnaround stories, this one starts with assistant coach Jake Gautreau. "Coach Gautreau and I had some miscommunication on talking about some things, then all of a sudden we got on the same page with some stuff and it just started rolling," Gilbert said.

"I was lifting a lot of balls, honestly. I was getting under a lot of balls and not giving myself the opportunity to drive a baseball. Then I turned into overexaggerating getting on top, letting my legs work and not trying to do too much with my upper half.

"That's where Gautreau and I worked on our two-strike approach, which is what we're most known for, that's absolutely battling and getting every single pitch. That's where we built the foundation for my swing and where it is now."

Gilbert thinks all of that came together around the time MSU hosted Alabama for Super Bulldog Weekend in mid-April — when Gilbert went 3-for-9 on the weekend with two RBI, hitting a home run in both games he played. That's also when Gilbert officially became a third baseman — and took the lumps that come with learning a new position midseason. He was taking his first round of in-and-out, the pregame fielding routine, at third base when a grounder got the best of him. It popped up and hit him in the eye.

"I don't know if something legitimately clicked in my brain, but right around that time is when it started clicking," Gilbert said. "I wore the black eye for a week and went from there."

Since that day, Gilbert is 19-for-54 (.352) with a .435 on-base percentage and slugging .630. Four of his five home runs have come since taking that ball to the eye.

Since the adjustment, Gilbert has been consistently hitting the ball hard as much as any Bulldog. The chart below shows Gilbert at the top of the team's barrel percentage leaderboard, which is the amount of balls a player puts in play with at least an exit velocity of 98 miles per hour between launch angles of 10 and 35 degrees. The idea behind a barrel is a hard-hit ball in a sweet spot to most likely be a hit and have high potential for power, be it a double in the gap or a home run over the wall; Gilbert is doing at a

higher percentage than any other Bulldog.

He's doing it all from a position of need in the field.

* * *

This all started out of boredom. MSU was in Gainesville for its series at Florida; Gilbert, being a catcher that wasn't in that day's lineup, was in the outfield during batting practice, shagging balls, and got the feeling that he wasn't really doing anything. So he and relief pitcher Riley Self decided to go to shortstop and goof around; Gilbert ended up making a few smooth plays.

Future BP sessions would see him do the same at third base and the coaching staff encouraged him to pick the brain of then-third baseman Justin Foscue about the position. It wasn't long after that Foscue moved to second base, opening a hole at third.

When the opportunity presented itself, Gilbert was determined to take it. Jake Mangum — Gilbert's roommate — once heard Marshall tell him he was going to the park early to take grounders at third. Mangum's reaction: "Wait, you play third?"

Clearly this was not an anticipated move — by anyone. Official rosters are quite liberal with their positional listings: Rowdey Jordan has never played infield at MSU and Tanner Allen has all of two outfield starts in his Bulldog career, yet both still have the infield/outfield designation. Gilbert is listed as a catcher and catcher only.

Yes, Gilbert got some work at first base in the fall, but catching remains his primary discipline. Both Marshall and Denise admit they can feel and see, respectively, the instinct to get on the ground and block baseballs as opposed to scooping them with a glove.

It's a different way of life for them all. Denise Gilbert had seen her son catch so much, she was no longer nervous when he was behind the

plate. She knew he was in control, she knew he was in his element.

Marshall says he's comfortable at the new position, but that doesn't mean it's comfortable for Denise yet.

"Part of it is awesome because it's challenging him to do something new, it's out of his comfort zone," she said. "It's going to help him in baseball or in life, for sure."

It's not the easiest way to go about playing time, but apparently nothing is for Gilberts playing baseball.

While Marshall has battled for every start and every at-bat as a Bulldog, his younger brother Garrett is a sophomore catcher at Creighton battling for playing time — against another sophomore catcher.

The Gilbert way is apparently never the easy way, but in Marshall's case, that's perfectly OK. There's an unexpected silver lining in all of this.

"For me to his smile, it's wonderful as a mother because you don't see their face when they play catcher," Denise Gilbert said. "You see their face when they play third base and it's wonderful. It's a new perspective and I like it."

'No panic': Why Mississippi State baseball feels fine in spite of shaky SEC Tournament run

TYLER HORKA
Clarion-Ledger
May 25, 2019

HOOVER, Ala. — Jake Mangum wasn't shy in saying what happened at Hoover Metropolitan Stadium on Friday.

"We got punched in the mouth tonight," he said.

The LSU Tigers threw haymakers from the left and right. The Mississippi State Bulldogs absorbed all of them and hardly fought back in a [12-2 run-rule loss](#). Mangum went 0-for-3 in the game as the MSU offense looked feeble once again.

In their final 30 innings in Hoover, the Bulldogs managed to score a total of four runs. Mississippi State had a collective batting average of .203 during the three-game SEC Tournament run.

And yet, Mangum doesn't seem worried about where the batting order stands heading into next week's NCAA Tournament Regional Round.

"There's no panic," Mangum said. "There's no need for too much concern. We know what we have to do, and we'll be better at it.

"We get six days to get right, and that's a long time in baseball days," Mangum added. "We get six days to fine tune our swings, fine tune our mental approach at the plate, and for me, that's really getting back to the basics of hitting and just finding a groove."

Mangum immediately mentioned Mississippi State's Friday night ace Ethan Small after that. He said the MSU offense doesn't have to make

a dramatic turnaround by Game 1 of the Starkville Regional because the team knows Small, who is 8-2 this season with a 1.80 ERA, will likely pitch a gem at Dudy Noble Field.

Both of Small's losses, though, came in games in which he pitched 7.0 innings. The first was against Southern Miss in February; he didn't allow a run that day as MSU still lost 1-0 in 10 innings. The Bulldogs also lost 1-0 against Vanderbilt in Small's start Thursday.

Mississippi State can't rely on its pitchers to be perfect at this point. SEC Freshman of the Year JT Ginn got shelled against LSU on Friday, and the MSU offense only backed him up with two runs. State had its chances to stay competitive but failed to capitalize on them. The Dogs were 6-for-41 (.146) with runners in scoring position this week.

"In baseball, you're going to have your ups and downs," Mangum said. "It's tough."

The good news for Mississippi State is that most of those "ups" have occurred on the friendly soils of Dudy Noble Field, where the team will play through the Super Regional round if it makes it that far.

Mangum is aware of how much of an advantage Mississippi State has at home. The Diamond Dawgs are 32-5 at Dudy Noble this season. The bats perform much better there, which bodes well for everyone in the lineup.

Fan support should be at an all-time high as well.

"I cannot emphasize enough how much we need that place rocking," Mangum said. "We need a big crowd this weekend for our regional to help us out and win the tournament."

Mangum hasn't played postseason baseball in front of his home crowd since his freshman season. He believes that the adrenaline alone might help him return to form. It

might also help the team as a whole get back to the run-producing ways of the past.

Whether or not that's true is to be determined, but one thing is for certain: the coaches and players inside Mississippi State's locker room are not worried about falling flat in the upcoming regional despite doing so in Hoover.

"We'll be alright," Lemonis said. "We'll get back in there and get these guys going."

"There's never been a better time for it to happen than now," Mangum added.

Freshman pitcher with high-ceiling talent looks to make high-level impact

BEN PORTNOY
Commercial Dispatch
May 29, 2019

Freshman pitcher Eric Cerantola strolled off the mound at Hoover Metropolitan Stadium to a chorus of scattered cheers from the remaining Mississippi State fans.

Though the crowd had thinned after five innings, the substantial attendance at last week's Southeastern Conference tournament was far from new -- Cerantola had already pitched in front of as many as 8,000 people this season. The cheers directed toward him, however, were new.

After a two-inning, one hit, one strikeout appearance, Cerantola received a cordial applause from the remaining MSU crowd as LSU eliminated the Bulldogs from the SEC tournament in a 12-2 rout. Final score aside, the sentiment remained. Cerantola had earned the audible support.

"I feel like these last couple outings I've been getting better every time," he said postgame.

Physically, Cerantola is as gifted as young pitchers come. A 30th round pick of the Tampa Bay Rays in last year's MLB First Year Player Draft, his fastball consistently touches 97 miles per hour on the radar gun. There's also the matter of his 6-foot-5 frame, one that is closer to 7-foot-3 when standing atop the mound.

Yet in 14 1/3 innings pitched this season, Cerantola has been a perplexing mix of high-ceiling talent and inconsistency finding the strike zone.

After combining for six innings and allowing just three hits while striking out six in starts against

Jackson State and Arkansas-Pine Bluff, Cerantola looked the part of the No. 3 or midweek starter that MSU desperately lacked at the time.

Then came the midseason lull.

In started against Arkansas-Little Rock and Mississippi Valley State - teams that finished a combined 16-68 this season -- Cerantola lasted just one inning, allowing seven runs, two hits and four walks.

With the struggles in tow, he sat down for meetings with MSU coach Chris Lemonis and pitching coach Scott Foxhall. While Lemonis reassured him to continue working at his craft, Foxhall got down to the crux of the issues. The two watched film and broke down Cerantola's form in attempt to bring more consistency in his game.

"Big thing I've been working on is getting more on top of the ball so I can keep the ball down," Cerantola said. "But overall, just trying not to do too much and fill up the zone."

Beyond the motion, the difference between Cerantola's struggles and brushes with brilliance come down to strikes. In strong outings against Jackson State, Arkansas-Pine Bluff and LSU, he threw 63.1 percent of his total pitches for strikes.

By contrast, just 46.6 percent of Cerantola's pitches against MVSU and Arkansas-Little Rock were strikes.

Now boasting a slightly retooled approach and a formula for success, he has seemingly thrust his mid-year woes behind him. Lemonis has even said he expects Cerantola to play a piece in the upcoming postseason run -- something that just a month and a half ago was virtually unthinkable.

"I'm ready to help out the team whenever they need me," Cerantola said. "Whenever they put me in, I'm going to do my best."

Jake Mangum, Leadoff Hitter: The full statistics on Mississippi State's 4-year table setter

BRETT HUDSON
Matt Wyatt Media
May 30, 2019

STARKVILLE — John Cohen had seen all he needed to see by April of Jake Mangum's freshman season. His freshman phenom carried a .396 batting average out of the third SEC weekend of the season, and starting that week, Cohen put Mangum in the leadoff spot.

Mangum promptly gave Cohen a leadoff walk in a midweek game and consecutive leadoff singles in a weekend series at Florida. Those three days launched what has since become the best leadoff hitting career in Mississippi State baseball history.

Mangum has anywhere between two and eight games at Dudy Noble Field remaining, depending on how the Starkville Regional and potential Starkville Super Regional go, capping an era of leadoff hitting unlikely to be paralleled in the future.

Mangum enters this weekend 67-for-196 (.341) when leading off a game with nine doubles, two triples and three home runs for a slugging of .454. Some notes on his career as a leadoff hitter:

- Of his 67 leadoff hits, 21 of them (31.3 percent) have come on the first pitch. He has also led off three games with bunt singles.
- His leadoff production has been consistent throughout his career. He had 22 leadoff hits as a junior and has 19 as a senior, so those numbers

will likely be somewhat equal by the end of his season. He had 13 in both of his freshman and sophomore seasons, both of those totals limited by not hitting leadoff for the first six weeks as a freshman or the final four weeks as a sophomore.

- He's been particularly lethal at home: 39-for-97 (.402), including both leadoff triples coming at Dudy Noble Field.
- Mangum has three leadoff home runs; two of them came against Florida.
- One would think Mangum would brutalize Ole Miss in this category as he has in every other, but he has actually struggled in leadoff at-bats against Ole Miss, going 2-for-13 (.153). Here are Mangum's numbers in leadoff games against every SEC team, with postseason games included.
- Mangum's record as a leadoff hitter on the biggest stages: SEC Tournament (4-7, .571), Regionals (3-7, .428, one home run), Super Regionals (1-5, .200) and Omaha (1-3, .333), for a .409 total batting average in MSU's first at-bat of postseason games.

But here's the thing about Jake Mangum, Leadoff Hitter: he is the truest table setter. He doesn't just produce at a high rate when you allow him to leadoff a game; he does it when he leads off any inning.

We mentioned above that he has 196 at-bats in game leadoff role. He has also has 137 at-bats leading off innings that were not the first inning, thus a grand total of 333 times he has taken the first at-bat in

an inning. In those 333 at-bats, Mangum has 119 hits for a .357 batting average and 23 doubles, three triples and three home runs for a slugging of .471.

Some other notes from those 333 at-bats:

- He's awesome both at home and on the road: at home, 61-for-158, .386 and a slugging of .500; on the road, 41-for-120, .341 and a slugging of .483.
- Of his 23 doubles in all leadoff situations, 13 of them have come against SEC teams, two each against Alabama, LSU and Florida.
- Mangum is a preposterous 8-for-16 in all leadoff situations in regionals.
- He has been hit by pitch 12 times to start an inning.

For his career, Mangum is hitting .409 when leading off postseason games and .400 when leading off any inning of a postseason game.

With his final Bulldog postseason beginning this weekend, #JakeMangumLeadoffSingles are getting their victory lap.

Part of the team: 13-year-old Bulldogs fan builds relationship with MSU baseball team while battling cancer

BEN PORTNOY
Columbus Dispatch
June 1, 2019

It's easy to mistake 13-year-old Andrew McCall's bedroom in Philadelphia, Mississippi, for a trophy case.

The walls and shelves are littered with memorabilia ranging from signed posters to a basketball autographed by Duke coach Mike Krzyzewski.

The altarpiece of McCall's room is his dresser, on which his prized Mississippi State possessions reside.

Stacked in a pyramid display are 19 signed baseballs. Nestled behind a few personal awards and a collection of cowbells is a Dallas Cowboys helmet with Bulldog legend Dak Prescott's signature.

A ring from the 2017 national runner-up MSU women's basketball team also rests proudly at the front of the crowded surface.

"I'm going to need to get something else to put (the memorabilia) on since it's starting to tilt," said McCall, a lifelong MSU fan.

The centerpiece is a red, leather MSU baseball glove -- a present from senior center fielder Jake Mangum. While visually striking, it is the story and relationships behind how he got it that are far more impactful than the mitt itself.

"I'm just a kid playing baseball," Mangum said. "And the fact that what I do helps him every day is something that I still can't believe."

A stark diagnosis

As Andrew's parents, Perry and Robin McCall, met with a doctor at the Blair E. Batson Children's Hospital in Jackson on June 2, 2014, Andrew sat outside the door.

Anxious for any kind of news, he eavesdropped on the conversation.

The speech was slightly muffled. It didn't matter. He got the message.

When the meeting concluded, Perry sat Andrew on his lap and delivered the truth -- Andrew had been diagnosed with high risk T-cell acute lymphocytic leukemia (ALL).

"I just kind of broke down and went into a different place in my mind for a couple of days," Andrew said.

According to the American Cancer Society, ALL accounts for less than half of 1 percent of all cancer cases in the United States.

Andrew's case involved a mass that had formed between his heart and lungs in addition to 68 percent of his blood being comprised of leukemia blasts.

Doctors devised a three-year plan in which he would endure a steady dosage of chemotherapy, steroids and cranial radiation.

In September 2014, Andrew was declared in remission. His long-term chemo continued until October 2017, but he was finally on the mend -- or so he thought.

After his final rounds of treatment, medical staffers progressively noticed ongoing issues during his check-ups. They added up.

On April 6, 2018, Andrew learned his cancer had returned.

"It wasn't that I was sad really," he said. "I was just really ticked off."

The only treatment option at that point was a bone marrow transplant.

After finding a suitable donor and about a month of preparation, Andrew underwent the procedure. For roughly 40 days he was bound to the hospital and spent another 60 in isolation at home.

Upon being discharged, more complications arose. Andrew had contracted a pericardial effusion, or liquid around his heart. Interstitial pneumonia followed.

He was admitted to the intensive care unit on Jan. 24.

"He wasn't supposed to live that weekend," Perry recalled.

Despite the doubts, Andrew survived. On May 2, 102 days after he entered the ICU, he was released.

True Maroon

In July 2018, Andrew received two hand-written letters penned on MSU stationery.

The first was a note from Bulldogs baseball coach Chris Lemonis. The second was from Mangum.

Both offered their support and extended an invitation to visit the new Dudy Noble Field when he was able.

Also included was a poster, an autographed baseball and a MSU rally towel -- helping add to his ever-growing memorabilia collection.

"Any time he is around us, he is talking about the Bulldogs," said Tiffany Key, Andrew's child life specialist. "We definitely heard when he got those and it really made his day."

One week prior to Andrew's near-death hospitalization, Mangum visited him at a Men of the Covenant event at the First Presbyterian Church of Madison.

It was there that he bestowed upon his young admirer his game worn hat and the aforementioned glove.

Later Mangum addressed the gathered crowd. And while there were plenty of people in the audience, he was really speaking to one person.

"He just wanted (Andrew) to know that he was an actual hero," Perry said.

As the event came to a close, Mangum traded contact information with the family, telling Andrew he could always reach out.

The event lasted just a few hours, but it was in that time that McCall had found a mentor and a friend.

"This kid is the epitome of True Maroon," Key said. "The Bulldogs have really been a source of comfort and a way to cope throughout what he's gone through."

The game shirt

Following a 7-3 win over Louisiana Tech on May 14, Lemonis gathered the team in the dugout.

Rattling off the night's major contributors, he readied to announce who would win the night's player of the game shirt.

"I know for all those (midweek games) we had a big part of our team watching from his hospital bed," Lemonis said. "So, Andrew, we're giving you our game shirt."

With the help of his walker, Andrew made his way across the dugout to a raucous chorus of cheers from those inside.

"I would've been more excited in the facial expression if I hadn't have just walked a bunch," he quipped. "I was about to drop."

Moments later, Andrew broke down the team huddle.

"Dawgs on three," he yelled. "One, two, three."

With a bellowing mix of late-teen to early 20-year-old voices, the team responded with a resounding, "Dawgs!"

"He's felt like a part of our team this whole time," senior relief pitcher Cole Gordon said. "And to actually have him there in the dugout with us, it really felt right."

Just 12 days after his release from his latest stay at Batson's, Andrew had been officially indoctrinated into the Bulldog baseball family.

"When you're in this kind of condition, there is no way to communicate what it means to the entire family and to those kids because they really don't have a normal life," Perry said. "You get isolated into a hospital, shut down. His life really has been with this team."

Back on his feet

As Andrew and Perry made their way across the parking lot outside Dudy Noble Field Thursday, pitching coach Scott Foxhall strolled along the concourse above the home bullpen.

Foxhall stopped to see how Andrew was feeling.

Perry chimed in, "Andrew, show coach how much you've improved."

With Foxhall leaning over the balcony, Andrew began to ascend from his wheelchair.

His feet came first. Gingerly he removed them from the stirrups at the bottom of the apparatus before touching down gently on the pavement.

Andrew then used his arms to push himself out of his chair and to his feet.

Foxhall continued to watch as Andrew put one foot in front of the other, taking maybe five or six paces toward him, free of support.

The MSU pitching coach shouted words of encouragement and excitement. Before heading to the Left Field

Lounge, he gestured to Andrew and his father one final time.

With a pound of his chest and a point directed at Andrew, Foxhall acknowledged the determination required for those few unassisted steps.

"He has listened to every inning, every pitch of every game," Lemonis said. "And when you have a fan like that who has that demeanor and love for it, our kids just love him to death."

Perry recently asked his son how he felt about the attention he has received of late. Instead of reveling in it, Andrew was frank.

"It just makes me think about all the other kids who have cancer, but people don't know about," Andrew told his father.

Today marks the five-year anniversary of Andrew's initial diagnosis. Though he won't be in attendance as the Bulldogs take the field, he will be with them in spirit as the players and coaches will don maroon wristbands with the white inscription "Team Andrew."

His road remains long. Following this weekend's regional, he will head back to Batson's for more tests. But no matter what life throws at him, he has found a second family within the MSU baseball team -- one that will forever hold a place on top of his dresser.

"The extent that this has been a personal and relational kind of thing, it wasn't set up, it wasn't designed," Perry said. "They just sent a letter and then it turned into a little more, turned into a little more and turned into a little more and it all came together."

The incredible comeback tale of Peyton Plumlee

JOEL COLEMAN
Starkville Daily News
June 5, 2019

In a world where one mistake can sometimes be imprinted so deeply upon one's life that it becomes their label, Mississippi State pitcher Peyton Plumlee was in need of a second chance.

It was last summer. It'd been a year since Plumlee, who was a key piece of MSU's 2017 run to a super regional, was suspended after he failed an NCAA drug test. The punishment at the time? Plumlee was to miss 365 days from the date of the test. That meant the 2018 Mississippi State season was out for him.

The days and weeks passed for Plumlee. He wavered on whether or not to return to Starkville and shoot to return for 2019. It wasn't long before he made his choice.

"The goal was always to be back out here (at MSU)," Plumlee said. "I kind of steered in a different way to maybe (play at an NAIA school) at one point, but then after talking to my dad, I realized my best shot was going to be to try to come back to Mississippi State and finish out the school year as a regular student for my junior year and then prepare for maybe getting a shot to come back (and play baseball) for my senior year."

Plumlee put his head down and went to work. He waited for the opportunity to return.

The call

Last June, Mississippi State was enjoying one of the school's most improbable runs ever. The Bulldogs were floundering at midseason, but righted the ship. Under interim head coach Gary Henderson – the previous pitching coach at the school who took over after former head coach Andy Cannizaro

resigned due to what he called "poor decisions" just three games into the season – MSU reached the College World Series for the 10th time in program history.

Henderson was hailed as a national coach of the year by a pair of outlets for the job he did resurrecting the Bulldogs. He wasn't retained as the full-time head coach though. That job was handed to Chris Lemonis.

Henderson did have an impact on the 2019 Bulldogs though, particularly where Plumlee was concerned. Henderson had firm faith in Plumlee. He thought he absolutely deserved the chance at redemption.

"I believed in him as a kid and a person first," Henderson said. "I thought he was genuine in his desire to make things right."

A plan was put in place for Plumlee to try and work his way back to the MSU roster. It was the foundation for Plumlee's ultimate return to Starkville.

"The biggest part of getting to come back here was Coach Henderson," Plumlee said. "Coach Henderson was a big fan of me and I'm a big fan of him. I have the utmost respect for him and he always respected me and I appreciate that. I think he had the most pull with getting me back here. I know a lot of people were waiting and considering the stuff I'd been in trouble for and wanting to either give me another chance or not give me another chance because of the stuff I'd done in the past, but Coach Henderson saw past it and luckily he was able to get (Lemonis) on board with him and (Lemonis) was able to look past that too. So that's why I'm back out here."

Henderson said he didn't have a conversation with Lemonis about Plumlee, but had made his thoughts known to MSU hitting coach Jake Gautreau. All the conversations between former and current Bulldog coaches ultimately led to the invite to Plumlee to return.

Plumlee was playing summer ball last year when he got a call from Lemonis.

"He called me and welcomed me back to the team," Plumlee said. "It was a big weight lifted off my shoulders. I knew I was going to be able to come back out here and compete again."

On a short leash

MSU forgave Plumlee. They didn't completely forget his past mistake.

What people see when they look at Plumlee now is a pitcher that has gone out in 2019 and been a large piece of a team on the doorstep of this year's College World Series. He's limited opponents to a .213 batting average while compiling a 6-4 record. He completely solidified MSU's weekend rotation alongside ace Ethan Small and freshman sensation J.T. Ginn.

What people haven't seen though is that internally, Plumlee has been under a little more scrutiny than the average Diamond Dog. In baseball terms, one more strike might've been enough to punch Plumlee out.

However he's done nothing but take advantage of the opportunity afforded to him.

"None of my guys and none of our coaches are perfect," Lemonis said. "We felt like (Plumlee) deserved a second chance. He's been on a tight leash, so he has to probably do a little more than some of the other guys, but he's been great."

Patience pays off

Jake Mangum is one of Peyton Plumlee's best friends. Mangum, MSU's star centerfielder, saw the pain his buddy went through in missing out on the Bulldogs' memorable 2018. When Elijah MacNamee hit dramatic postseason walk-off homers last year in the regional at Florida State, then again in the super regional at Vanderbilt, Plumlee wasn't in the dugout. When the Bulldogs got to within one win

of the national finals, Plumlee wasn't with MSU.

A year later though, Plumlee is firmly in the mix. More than that, there's a chance he could get the ball in a game that could actually punch MSU's ticket back to Omaha.

One of the guys happiest to see it is Mangum.

"Man, I love that guy," Mangum said of Plumlee. "He was great my sophomore year and now that he's back, it's awesome. It's patience man. Just a guy that's as hungry as he is to play and just going through the crazy ride last year...I'm glad he's getting to soak it all up this year. Last year, he saw all that stuff happen and I can tell you that man wants to get to Omaha. He hasn't had an Omaha trip like these (returning players) have. He's just out here competing his butt off and just playing the game he loves.

"What he went through is something I don't want anyone to go through. It's tough. But he's kept a good attitude and he's exceeded expectations this year. That's for sure."

What's the next chapter?

Plumlee's incredible comeback – from suspension to star – isn't quite over yet. In fact, it got even better on Wednesday when Plumlee heard his name called in this year's MLB Draft. The Houston Astros picked Plumlee in the 31st round of the draft with the 946th overall selection.

A fellow drafted Bulldog – Small, who went in the first round to the Milwaukee Brewers – attributes such Plumlee successes to the difficulties Plumlee had to endure along the way the last couple of years.

"For him to go through all that, it could've been the best thing to ever happen to him as far as being thankful for the opportunity to pitch here," Small said. "I think you're seeing him take advantage of the

opportunity he's been given to really step up."

Can Plumlee's already-sweet story get even sweeter? Of course it could. He could help pitch State back to the College World Series this weekend and make good for that Omaha trip he missed out on a year ago. Either way though, Plumlee is a young man full of gratitude.

His mistake didn't define him. It was a steppingstone to this year and the ones to come.

"I'm just grateful," Plumlee said. "It's really all I can say is just I'm grateful and blessed. It's been a wild ride. There are so many different things that come into play with all this different stuff, but just being at the doorstep of Omaha and back in a super regional where I was two years ago, it's a special feeling."

'In his genes': How Canadian-born, hockey-crazed Eric Cerantola made way to Mississippi State

TYLER HORKA

Clarion-Ledger

June 7, 2019

STARKVILLE – The home team's bullpen door swings open at Dudy Noble Field. It's a chilly February day in Starkville. The maroon and white-clad fans inside the stadium are bundled up.

The pitcher who emerges from the pen is not. He's used to a cold-weather climate. It's in the mid-50s in northeast Mississippi. It's 23 degrees in the city this pitcher used to call home.

The rumble of a fighter jet echoes from the speakers. A guitar riff is accompanied by the slow beating of drums and the faint sound of a siren. The hum of the plane returns. It's much louder than it was before as the beat of the song speeds up and intensifies significantly.

Then, it drops.

"Let's go! Oh, yeah!"

By this time, the Bulldogs' new pitcher is already on the mound hurling warm-up pitches at nearly 100 miles per hour as "Live it Up" by Australian rock band Airbourne continues to play.

It sounds like something an enraged hockey team would listen to as the players hit the ice before a big game. That's because it is.

The story of how a hockey-crazed kid from suburban Canada ended up on the pitcher's mound for one of the premiere college baseball schools in the Southeastern Conference is just as crazy as it sounds.

Eric Cerantola: Not your average pitcher

MSU freshman Eric Cerantola was watching the 2018 World Junior Ice Hockey Championships in his hometown of Oakville, Ontario, a suburban Canadian town outside of Toronto. Airbourne's hit single played when Team Canada took the ice.

Cerantola knew instantly that he had to make it the tune to which he runs out at Mississippi State. The first time he ever did so, on that chilly day back in February, he threw one scoreless inning in relief with two strikeouts. The radar gun on the scoreboard flashed 97 MPH.

A few months later at the SEC Tournament in Hoover, Cerantola pitched two scoreless innings against LSU and consistently sat in the 96-98 range. A few pitches topped out at 100.

"As we make our run here in the NCAA Tournament, he's a really nice power option out of the bullpen," MSU pitching coach Scott Foxhall said. "He can come in and really attack hitters like he did in the SEC Tournament. He can really blow batters away with his stuff in short stints."

Cerantola has luxuries many collegiate pitchers don't. At 6-foot-5, he's much taller. His fastball is much faster, and he grew up under much different circumstances than his peers. As many Canadians do, Cerantola primarily played hockey while growing up.

Before Cerantola racked up inning-ending strikeouts, he scored game-winning goals. Before he accidentally hit a few batters with errant pitches, he hit a few opponents with body checks — on purpose, of course.

"I could lay the body pretty well," Cerantola said with a smug smirk.

Multi-sport talent is 'in his genes'

Franco Cerantola, Eric's father, also grew up playing hockey in Canada. He was a natural, but he soon realized he might've been better at another sport: volleyball. He played the two concurrently until he deemed volleyball to be his strong suit.

Franco played the game in high school and later lettered at Laval University in Quebec City. His standout performances there landed him on Canada's men's national team. He competed with the team on and off from 1980-87.

When Cerantola was just 2 years old, Franco took him to one of his volleyball practices. He set his son up on one side of the net. Then he hustled to the other side and tossed the ball over.

What the 2-year-old did next astonished Franco's teammates.

"He was spiking and bumping the ball back to us at that age instead of catching and throwing," Franco said. That's when Franco and his wife, Lucy — who ran track in high school and lettered in volleyball at Royal Military College in Kingston, Ontario — knew they might have bred an athlete more talented than even themselves.

"It's in his genes," Franco said.

Getting his start

Eric Cerantola first laced up the skates at age 6. He played soccer during the summers but had to stop when the family moved from Montreal to Oakville when he was eight. New friends there begged him to pick up baseball.

"I said, 'Hey, I'll try it out,'" said Cerantola, as comparatively lanky then as he is now.

Cerantola played for the Oakville A's, one of the more prominent youth organizations in Canada. He led the team to four straight provincial championship games as an outfielder and a pitcher.

All the while he continued playing hockey. In the 2015-16 season, Cerantola led the Oakville Rangers Minor Midget AAA team in points. He scored 15 goals and had 16 assists for a total of 31 points in 34 games.

Being a point-per-game guy in hockey has potential to earn players large lumps of cash. Cerantola figured that out when he was drafted by the Owen Sound Attack in the eighth round of the Ontario Hockey League Draft in the summer of 2016.

The OHL, one of the best junior hockey leagues in the world, is essentially a pipeline for young players with aspirations of playing in the National Hockey League. Edmonton Oilers captain Connor McDavid, who won the Hart Memorial Trophy as the NHL's MVP in 2017, played in the OHL for three full seasons.

"That's the first real step toward becoming a pro," Cerantola said. "Hopefully, what you do there lets you get drafted in the NHL. It's really big back home."

Just missing the cut

Cerantola was only 16 when he went to the Attack's summer training camp. At 6-foot-4 and 175 pounds, he knew he needed to grow into his long frame before he had a chance of making the team's roster.

Like he expected, he was sent packing at the conclusion of camp. But he didn't hang his head. The Attack's general manager, Dale DeGray, said Cerantola was a "very good skater for his size." DeGray saw potential in Cerantola as a "diamond in the rough" candidate considering he stole him in the eighth round of the draft.

DeGray was aware of Cerantola's background in baseball and figured that would only help his development as a hockey player.

"In any sport, when you draft somebody, you want him to be a good athlete," DeGray said. "Eric looked coordinated in camp. His athleticism was obviously a strong point. For a big guy at 16 years old, to be that coordinated, it excited me."

Cerantola left Owen Sound with intentions of going back to camp in 2017 to secure a roster spot. He knew if he worked hard enough, he could do it. His father believed that to be true, too, but he didn't know if it was feasible if Cerantola kept playing baseball.

"Usually, in hockey, you train in the summer to get better for the winter," Franco said. "In baseball, it's vice versa. He was missing the development stages in both sports. Therefore, we could see he was going to drop a sport."

It wasn't the one Franco expected.

A change of plans

Just before Eric was drafted by the Attack, he started playing in the Great Lake Canadians baseball program. A coach there, Adam Stern — who had a 10-year professional baseball career — transitioned Cerantola into a full-time pitcher.

As Cerantola continually grew into his body, he had more success on the mound. His velocity got higher and higher, and the sets of eyes that saw what he was doing in the Great Lake program grew in number as a result.

In 2016, Cerantola was invited to participate in Tournament 12, an annual showcase hosted by the Toronto Blue Jays organization designed to give the top 150 amateur baseball players born in Canada visibility to pro scouts and college recruiters. It's deemed to be the most important event for Canadian amateurs hoping to have a career in baseball.

While at T12, Cerantola met Greg Hamilton, Baseball Canada's director of national teams. Hamilton told him he had a spot on Team Canada's Junior National Team if he wanted it. It wasn't until then that the Cerantola family viewed him as more of a baseball player than a hockey player.

"When you make a national team, it brings things into perspective," Franco said. "Now, instead of being one of the hundreds of kids competing, you're one of the best 20 kids in Canada. That's a lot different."

Cerantola's commitment to Mississippi State

Eric met somebody else at T12: Mississippi State pitching coach Gary Henderson.

Henderson, hired by MSU in June 2016, hopped on a jet bound for Toronto just before T12 started. He had some connections in Canada who mentioned Cerantola, and he wanted to see for himself what the young hurler had in his arsenal. Henderson said he was confident Cerantola was good enough to receive an offer from Mississippi State, but he went across the northern border to be sure of it.

"That's what you do," Henderson said. "That's what the job is."

Henderson had success recruiting in Canada prior to looking at Cerantola. He pulled now-New York Yankees pitcher James Paxton out of Canada to play for him while he was head coach at Kentucky. Paxton had 115 strikeouts in his final year at UK before turning pro.

He spent the first six seasons of his Major League career in Seattle before arriving in New York.

In Cerantola, Henderson saw a pitcher whose fiery red hair was as hot as his fastball. He loved it, so much so that he made the trip to St. Petersburg, Florida, the following spring to watch Cerantola pitch as a member of the Canadian Junior National Team in the team's annual Spring Training trip.

Cerantola pitched against MLB prospects from seven different organizations.

After assuring himself that Cerantola was worth the hype, Henderson had to get the Cerantola family to Starkville for an official visit. He knew that would seal the deal.

"Mississippi State is an easy sell if you're talking to a baseball kid," Henderson said. "There's no real arm twisting or anything like that."

Cerantola and his family visited the campus in July 2017. He committed later that month. He had to call DeGray to tell him he wouldn't be attending training camp that year. He had his mind made up on his athletic future, and it didn't include pucks and skates. It included baseballs and cleats.

"I never thought as a kid I'd make my way down to Mississippi to play baseball," Eric said. "But here I am."

'He's going to be very good'

Cerantola was taken by the Tampa Bay Rays in the 30th round of the 2018 MLB Draft. He quickly announced he'd turn down that opportunity so he could play at State. He also continued playing for the Canadian national team after his commitment to MSU. He went on the team's Spring Training trip again in 2018. An outing against the Toronto Blue Jays epitomizes what his career has been like so far at Mississippi State.

Cerantola somehow did not allow an earned run despite walking five batters in 2.0 innings. He had just enough in the tank to get out of bases loaded jams twice while giving up just one unearned run on a sacrifice fly. He retired then-blossoming pro prospect Vladimir Guerrero Jr. twice in the process.

Guerrero Jr. has six home runs for the Jays at the MLB level this season. "That's fun to look back on now," Cerantola said.

At State, Cerantola has appeared in 10 games with four starts and owns a 4.40 ERA. In two of the starts, he allowed zero runs in 6.0 combined innings. In the other two, he allowed a total of six runs in 1.0 combined inning. He appeared in one game in relief on April 3 after his last start on March 26 but then didn't pitch in game action again until May 14.

The man who recruited him doesn't think his absence from the mound is reason to worry.

"A freshman that has trouble getting a hit, or has trouble turning a double play or has trouble throwing strikes or getting outs, that's not exactly news," Henderson said. "That's kind of how the game goes. You have to get acclimated and develop confidence and hone your skills and all the rest. I would anticipate that he is going to be very good."

Cerantola still learning how to use his big frame on the mound

Current MSU pitching coach Scott Foxhall agrees with Henderson. But as much as Cerantola's frame has aided in his athletic endeavors over the years, Foxhall believes it could have actually acted as a hindrance against some of the more refined hitters Cerantola has faced while on Team Canada and in college.

Foxhall compared Cerantola's situation to MLB pitching legend Randy Johnson's. Johnson stood at 6-foot-10 and 225 pounds. Foxhall said Johnson struggled with command in his early years as he tried to figure out how to pitch with a body as gangly as his. He thinks Cerantola is having some of those same issues in his freshman season at State.

"It took him a long time to figure out how to understand where his arms and legs were in space and be able to repeat his delivery," Foxhall said. "But once he did figure it out, he became one of the most dominant guys in history. I'm looking forward to that with Eric. I think he gets better each time out and gets more comfortable in his understanding about his body and how it works."

Foxhall thinks Cerantola can be a three-pitch starter for the Bulldogs in future seasons. He described the fastball as a "head-turner," but he thinks Cerantola has big-league ability with the changeup and curveball as well.

While his big body might be holding him back a bit in the short-term, Cerantola is a pitcher who can eat up innings and go deep into outings because of his athletic history, Foxhall said.

"When he moves, it's very efficient movements and very athletic movements," Foxhall said. "That's helped him become a better pitcher."

To be the best pitcher, Cerantola simply needs to become completely comfortable. Just as he believed he was on the cusp of making an OHL roster once he had the body type for it, Eric is on the verge of being an elite pitcher in the SEC once he has his mechanics down to a T.

Cerantola believes it. Foxhall believes it. And so too does the man responsible for putting him in a maroon and white jersey.

"Scott is going to do a great job with him," Henderson said. "They're going to win a lot of games with him on the mound. He's got to stay healthy, that's

all part of it, but he'll certainly pitch well at Mississippi State and have a chance to pitch beyond that."

'The legend of Ethan Small': How Mississippi State's ace has MSU aimed at Omaha

TYLER HORKA
Clarion-Ledger
June 8, 2019

STARKVILLE — In January, Ethan Small grabbed a pen and a small note card.

He wrote down two goals for his red-shirt junior season at Mississippi State. He wanted to be the SEC Pitcher of the Year, and he wanted to lead the conference in strikeouts.

Roughly four and a half months later, Small has realized both aspirations. He was named SEC Pitcher of the Year on May 21, and entering this weekend's Super Regional series against No. 11 Stanford (45-12), he leads the SEC in strikeouts with 160.

"It's just kind of like a speaking it into existence kind of thing," Small said. "It's just believing that you can do it and grinding every week to do it."

Small's name is interspersed all over the top of not only the SEC pitching charts but the national ones as well. His ERA of 1.88 is second in the conference. His batting average against of .160 ranks No. 1. Only three pitchers in the SEC have allowed fewer runs than Small, and Small has pitched more innings than any of them.

Going into the NCAA Tournament, Small ranked No. 2 nationally in strikeouts per nine innings at 15.0. His WHIP (walks plus hits per inning pitched) ranked second in the country as well at 0.80.

All those numbers are nice, but Small didn't visualize them when he sat down with his note card. He joked that it's not like he doesn't know how many strikeouts he has. He's well aware of that total, but he's already accomplished what he wanted to individually. Everything else is icing on the cake.

"It was never about focusing on what's going to happen at the end of the year," Small said. "Every day I was just trying to get a little better. Then you look up and look back at the numbers, and it's pretty impressive."

Small has gotten better in every area this season. He passed last year's strikeout total of 122 against Ole Miss on May 10. In last week's win over Central Michigan, Small became the third Bulldog in program history to reach 300-plus strikeouts in his career. He joined Eric Dubose and Jeff Brantley on that list.

Opposing batters hit .239 against Small last season. This year they're hitting a meager .160. He's cut his ERA nearly in half from 3.20 last year to 1.88 this year. Small said his improvements have come because he's had more time to recover from the Tommy John surgery that held him out of the entire 2017 season.

Small has not been as sore after outings in 2019 as he was in 2018. He's seen his fastball steadily gain velocity. He's gotten more comfortable throwing secondary pitches, too.

"Last year, I just had to learn how to start again," Small said.

When Small took the mound against Southern Miss in Hattiesburg in Game 2 of 2018's season-opening series, it was his first start in 658 days. He gave up five earned runs in 4.0 innings of work.

"Thank y'all for that," Small quipped.

There's been more to Small's resurgence than recovering from surgery and getting more comfortable with each start. MSU pitching coach Scott Foxhall said Small has figured out through trial and error what makes him effective on the mound. Foxhall is the third pitching coach Small has had at State. Wes Johnson and Gary Henderson were the others. Foxhall said Small's stellar season has been the "perfect-storm culmination" of Small learning what to do — and sometimes, what not to do — over the years from different voices.

"He is just a testament to someone who has a high baseball IQ and a high work ethic," Foxhall said. "He has figured out what makes him good, and it's probably not the right formula for everybody. He has a unique formula that's taken him three years to perfect."

When Foxhall arrived at Mississippi State last summer, he watched Small's film. He saw Small waste too many pitches trying to get batters out with change-ups and curveballs. What got Small into two-strike counts was his fastball.

So Foxhall asked him a simple question.

"Why not go back to your bread and butter?"

That's what Small has done this season. His percentage of fastballs is much higher than it was a year ago. After some outings, Small has said that upward of 90 percent of his pitches were fastballs.

Still, Small's off-speed pitches are much better than they were in past seasons. He's been more confident in going to them as the season has progressed, too. Part of that is because he has to. At this point in the year, the scouting report on Small is very dense. Opposing batters know what to expect. His ability to veer from his fastball and sit batters down with breaking balls has added another dimension to his already stacked arsenal.

"It's a pitch that's ready to go," Foxhall said. "If he's facing a left-handed hitter and feels like, 'You know what, he can't hit a breaking ball,' you might see Ethan Small throw four or five in a row to him," Foxhall said. "But he's also not going to forget about what got him to this point, and that's his fastball."

A guy who consistently blows fastballs by batters at the letters while sneaking some curveballs in is one who can have success at the next level. That's why Small was just selected by the Milwaukee Brewers in the first round of the 2019 MLB Draft earlier this week.

Two days after he was picked, Small hinted that Saturday's start against Stanford might be his last in front of the home crowd at Dudy Noble Field. He said he wants to give it all he's got no matter the result. With only two losses on his ledger all season, most Mississippi State fans probably expect the result to be a favorable one.

His pitching coach probably does, too.

"The legend of Ethan Small is growing with every time he goes out there," Foxhall said. "He's writing a story every time he goes out there, and it's a good, impressive one."

Rowdey Jordan's Days of Thunder come in June, when his team needs him most

BRETT HUDSON
Matt Wyatt Media
June 8, 2019

STARKVILLE — Rowdey Jordan has a calm presence about him. He exudes quiet confidence through a generally chill vibe, one that doesn't change much whether he's standing on first base after a single or getting roasted by teammates at batting practice.

His father, Kevin, wasn't blessed with that quality when it comes to Rowdey's performance. When the cruel nature of baseball strikes Rowdey, the player keeps his cool, identifies minor corrections to be made and goes about them; the father grows concerned for future playing time, eagerly awaiting the luck to reverse so Rowdey's lineup spot is assured.

Every year to date, Rowdey has been right. He's always been swinging a hot bat as the postseason comes, and in his first two years at Mississippi State it's to the tune of a .400 career batting average in the NCAA Tournament (26-for-65) and MVP honors of last week's Starkville Regional. It's also come with the adoration of the MSU fan base that has Kevin Jordan, "in awe," never more than when a Rowdey chant takes over Dudy Noble Field.

The name that Rowdey admits probably contributes to his popularity is the only one he's ever known — and one that's not on his birth certificate.

* * *

Kevin and Angel Jordan had a deal: he would name the boys, she would name the girls. They ultimately had three girls and a boy, but Rowdey came first.

Kevin was still searching for ideas when he watched Days of Thunder, the 1990 Tom Cruise film on life in NASCAR

and the rivalry between his Cole Trickle character and Rowdy Burns, played by Michael Rooker. Kevin was drawn to the rivalry, to the character and to the name, so his mind was made up. Angel — then a school teacher, since retired — refused to have her colleagues see her son's name on the role call sheet as Rowdey Jordan, so Rowdey's birth certificate (and roll call) name is William Kevin Jordan Jr., "which I was very much opposed to," Kevin Jordan says.

(So much for that naming agreement.)

Kevin would ultimately get his way: Rowdey Jordan can't remember a day when he didn't go by Rowdey, and Kevin Jordan confirms he's been called Rowdey his entire life.

At mention of the movie, Rowdey asks, "Is that a NASCAR movie?" Clearly he's never seen the movie that produced his name, but Rowdey Jordan also says he doesn't watch a ton of movies. He's open to coming across it one day and watching it, but apparently that day isn't now.

In an ironic twist, Rowdey Jordan wasn't all that rowdy as a child. Kevin Jordan said he has a subdued nature like his mother — "Unlike his daddy, with my mouth." — which has served him well as his baseball seasons tend to follow a bumpy arc.

* * *

As recently as two months ago, Rowdey Jordan's 2019 was defined by a slump: the slump that had a .321 hitter from a year ago hitting .245 through 30 games, the slump that saw him miss a start (the final game of the series at Florida) for the first time in 53 games dating back to last season. Kevin Jordan

It helps that Rowdey has been here before. Kevin Jordan estimates Rowdey went through a 2-for-20 slump to start his junior season of high school and wasn't lights out to start his senior season — far from his season-long hot streak as a sophomore that saw the Auburn native lead the state in hitting —

but in all instances, Rowdey Jordan had it going when the games mattered most.

At Mississippi State, that trend has continued: Rowdey Jordan has hit .223 in March in his MSU career, and that number is boosted by his uncanny ability to punish his hometown Auburn Tigers coming in March of this season; if not for this year's Auburn series, Rowdey Jordan's March batting average would go down to .198.

But as a Bulldog, June has belonged to Rowdey. His .400 NCAA Tournament batting average and .646 NCAA Tournament slugging have made him a postseason hero — for reasons he can't explain.

"I don't know what it is the last two years where it wasn't there at the beginning of the year and at the end of the year it is," Rowdey Jordan said. "Getting some at-bats under you — I got 200 under me now — so I don't know, just seeing the ball well and putting good swings on it."

Kevin Jordan recognizes fortune's role in all this: fortunate that Rowdey did so well last year that a coaching staff might be willing to let him find it through struggles, and fortunate that a new coaching staff was willing to do it on word of mouth alone.

Chris Lemonis is able to explain it easily: Rowdey Jordan's postseason form is a result of Rowdey's truest self shining through undeterred.

"He's not thinking about it. He's not a great thinker, just point him to the plate and let him play," Lemonis said. "Early in the year he got caught up in trying to think about it and do too much; now that he's relaxed and just playing, he's one of our more enjoyable kids to coach. He's always in a great mood when he runs out there."

"If he just relaxes and lets the game come to him he's really good, and you're seeing that right now."

Sweet sendoff: Plumlee, MacNamee, Mangum and others get their moment on the way back to Omaha

BRETT HUDSON
Matt Wyatt Media
June 10, 2019

STARKVILLE — Peyton Plumlee spent a second looking down the filled sections of grandstands, first to his left and then his right, after he finished his 6.2 innings of 2-hit, 1-run pitching. His hat partially covered his face, an effort to keep himself from crying, as a giddy JT Ginn met him with an emphatic embrace.

Before this triumphant stroll, Plumlee got a word of advice from coach Chris Lemonis: “Take it slow.”

This was his Dudy Noble Field sendoff, and one Lemonis wanted Plumlee to enjoy.

The 2.1 innings of baseball to follow was much more of the same.

Yes, Sunday’s night’s 8-1 win over Stanford was one that won the Starkville Super Regional, one that sent Mississippi State to Omaha for the 11th time in program history and to the program’s first back-to-back Omaha trips in 21 years. But it was also the heroic exit the soon-to-depart crop of players deserved, one immediately after the other with 11,597 people applauding every step of the victory lap.

Few fit that description — and bolster it with raw emotion — better than Plumlee. Plumlee took the advice to soak it in; his parents did the same.

“I said, ‘Y’all film, I’m watching,’” Mia Plumlee said.

She said she could see the emotion on her son’s face, but, “It was hard to see through mine.” Mia Plumlee would be thrust back into that emotion later, recounting an added layer to the meaning of the night.

“Omaha’s been talked about in our family since he was a little kid. My dad, we grew up South Carolina fans because we lived there, but all my dad wanted to see was Peyton to get to Omaha one day,” she said, choking back tears. “He’s watching from above, and he did it.

“Peyton did it. For this town, for this school, he did it.”

Peyton’s father Michael also had to choke back tears as he watched Peyton exit the game from left field. His mind went back to 2010, when Peyton was 13 and they went to the College World Series as fans for its final season at Rosenblatt Stadium.

For Peyton to play such a big part in sending the team there is still surreal to him, but by now it shouldn’t be a surprise.

“He’s not afraid,” Mia said, and Peyton’s performance in the big moments proves it.

Plumlee got the start in the Governor’s Cup game against Ole Miss and responded with 4 innings of 3-hit, 1-run ball; he started five days later for a chance to sweep top-5 Georgia and threw 6.1 innings with one hit and no runs allowed.

He got a rubber match start against Texas A&M and delivered 6 strong innings and a win.

Plumlee’s gotten wins in both of his NCAA Tournament starts, one to send the Bulldogs to a Super Regional and another to send them to Omaha.

In tow on that route to Omaha: Elijah MacNamee’s redemption story.

* * *

The usually eloquent MacNamee didn’t have many words roughly 36 hours after not hearing his name called in the MLB Draft. He was short and to the point: he’ll put his trust in God’s hands and trust all will work out as it’s supposed to.

It did nothing to stop everyone around him from voicing their frustrations.

“There’s 1,200 picks in the draft and he doesn’t get drafted. It’s a joke,” Jake Mangum said. “All week he said God’s got him, he’s going to stay with God and good things happened.”

Chris Lemonis added, “Elijah’s week’s been really hard. He’s such an awesome kid, he’s a great player but an even better person. It was really hard, but the day after he’s working hard and pumping everyone up, and the game rewards that.”

MacNamee had faith in that basic principle, but at least he gets to have the bat in his hand and control the situation in some way. His mother, Jen Horton, is not as lucky. She had moments of being bitter, contemplating how Elijah’s chase of the national championship he so covets could be influenced by such an important outside event right in the middle of it.

“He’s my hero, and I’m going to cry saying that,” Horton said. “It hurt me down to the core as a mom. You want to hear the name called.”

If MacNamee allowed his frustration to show to anyone, it was Horton. She felt the urge to send him a long text message before Sunday night’s game, reiterating her pride in him, how his performance as a Bulldog is far beyond anything they could have imagined. Part of his response: “You’re my best friend. Let’s finish this.”

MacNamee finished it with a behemoth of a home run that twisted the cap off his emotional bottle. He admired his work and flashily flipped the bat back to the dugout as he yelled, screamed and repeatedly

pumped his fist, the gyrations of his body not all that different from the “trot” around the bases in Tallahassee for which he will be remembered forever.

In the stands, Horton did the same thing she did when MacNamee’s home run walked off game one of last year’s Nashville Super Regional: she collapsed and cried.

She wanted to surround herself with other mothers — Mia Plumlee, Stacy Mangum and Jennifer Self, to name a few — as their boys went through their final motions in this stadium (Riley Self excluded). As MacNamee’s ball left the yard, Horton was surrounded by hugs and brought into them.

Stacy Mangum had her own moment just three at-bats earlier, when her son Jake Mangum couldn’t help but notice his first and last Dudy Noble Field hits resembled each other: through the left side of the infield.

“And of course it’s on the first pitch,” Jake Mangum said.

Mangum stood on first base and blew a kiss to the throngs of fans, Stacy Mangum among them, almost certainly shedding tears. She’s still coming to terms with these four years ending — and frankly would take another one in a heartbeat if the NCAA would let her — but Jake’s sendoff had her smiling ear to ear in the wee hours of Monday morning.

Third baseman Marshall Gilbert got to have two hits in his final day at Dudy Noble. Jared Liebelt recorded four outs between the starter and the finisher in his last time on that mound. He returned to Mississippi State to stare long odds in the face in hopes of proving he belongs and proving he can help a championship team, and he did both in his heroic goodbye.

Cole Gordon’s sendoff moment was muzzled and came with a different view: his came from the bottom of a dogpile. Eleven months prior, Gordon was weighing life after baseball, even as far as having one

foot into that life. Instead, he and his fellow seniors have reached the pinnacle of their sport and done it with the storybook moment to share forever.

“If you think I can put that into words,” Jake Mangum said, “you’re crazy.”

The cubicle can wait: How Cole Gordon got back to the College World Series

JOEL COLEMAN
Starkville Daily News
June 10, 2019

Inside some office somewhere in this country, there's a cubicle with a computer. It likely has a coffee cup filled with pens and pencils. A phone and a sticky pad are likely nearby.

Sitting behind the desk is a man wearing a suit and tie. He's making a living and doing the best he can. That man, right here and right now, could've been Mississippi State pitcher Cole Gordon. In fact, last June following MSU's run to the College World Series, it was going to be Cole Gordon. Gordon was done with baseball. He had finished his bachelor's degree in business administration. Yes, he had a year of eligibility left to play baseball since he redshirted as a true freshman, but Gordon was set to move on with his life.

"I was going to get a job," Gordon said. "I started to line up some interviews."

Life had other plans.

Mississippi State hired Chris Lemonis to be its new head baseball coach after last season's trip to Omaha. One of the top things on Lemonis' agenda when he got to campus? Get Cole Gordon's big right arm back in the Bulldog bullpen.

The pitch

Lemonis went straight to work to try and make sure Gordon put on the maroon and white for one more year. The new State skipper knew full well how Gordon had performed in the 2018 postseason as he closed the year with 15.2 straight scoreless innings of work. Gordon

was absolutely dominant. Lemonis was worried about how many pitchers he had that he could actually rely on in 2019. He knew, if he could get Gordon back though, that'd be a humongous piece of the puzzle.

"(I went to Gordon) on my hands and knees when I got here," Lemonis said. "You watch the run to Omaha (last year) and see how special he is. And we weren't sure about arms when we got in here last summer. We didn't know how many arms we had that could be viable. We didn't know Jared Liebelt was going to be Jared Liebelt and Trysten Barlow and Colby White and those guys in the bullpen that have pitched so well."

Lemonis wasn't alone in trying to reel Gordon back into the boat.

Gordon is beloved by his teammates. The man that used to sport the mullet and wear bandanas seemingly always has a smile on his face and keeps the boys uplifted. The other Bulldogs wanted all that energy back, not to mention Gordon's talent.

"He's definitely one of the biggest factors of this team," MSU senior right fielder Elijah MacNamee said of Gordon. "Having him come in and close is a great feeling for all of us. We were all telling him, 'Hey, come back, come back, come back.' I could tell he wanted to."

The problem

There were a couple of issues surrounding a Gordon return. The immediate issue was, he wanted to jump into a graduate program and it was kind of late in the game to do such a thing.

"To come back, I wanted to make sure I wasn't just floating around and not doing anything," Gordon said.

Everyone went to work to get Gordon in position to try and earn his master's degree in business administration. He got into the program. It was a couple of weeks

all told to get Gordon to decide to come back and then line him up towards earning his MBA, but just like that, Gordon was a Bulldog once more.

That created another issue though.

Gordon already had some of those job interviews lined up.

"I wrote them all," Gordon said. "I apologized. I let them know what I was doing. I couldn't miss this opportunity."

The pinnacle

So, after life's figurative curveball, Gordon was back to throwing them in 2019. He's went on to be brilliant essentially all season long.

He started the year with seven straight scoreless relief appearances – a span of nine total innings. He's on another dominant streak currently as he hasn't allowed a run in his last six outings – a stretch of 11 scoreless innings.

He has 11 total saves and a 3.76 earned run average. He's struck out a whopping 65 batters in just 40.2 total innings of work. Opponents are hitting a minuscule .196 against him.

All that outstanding work was a key cog in the wheel that led State rolling up the road to Omaha once more as the Bulldogs will open up play in this year's College World Series against Auburn at 6:30 p.m. on Sunday night. Make no mistake, Gordon is hungry for a national championship, but no matter what goes down in Omaha, he's back at the pinnacle of college baseball. He says that's already enough to let him know he made the right decision coming back.

"This year, already, has turned into something that I'll never regret and I'd do it again," Gordon said.

The prize?

Still, Gordon isn't at all complacent. He's driven to try and help

Mississippi State finally, after all these years, win a national title.

MSU has been to Omaha 10 times before this year. The Bulldogs are 0-for-10. They've always returned to Starkville empty handed.

At the core of Gordon's decision to come back and put on the uniform for one more season was this fact – MSU has never had the ultimate prize and he thinks this team has the pieces to get it done.

"I talked to these seniors and these guys that I've played with forever," Gordon said. "Just looking at it, we knew we had stuff we hadn't taken care of. We got to Omaha last year and we didn't close the deal. So to have the chance to come back and try to finish that and do something that's never been done here before, it was just a hard thing to turn down being a part of something this special."

So come Sunday night, should State have a lead in the late innings, the bullpen door will swing open. Out from it will likely emerge Gordon.

He'll trot to the mound at T.D. Ameritrade Park in Omaha. He'll try and close out the Tigers and put the Bulldogs on a path towards a championship. And who knows, a few days later, maybe Gordon can be the one that records the last out as Mississippi State triumphantly wins it all and dogpiles on the diamond for all the country to see.

Then, sometime in the future, perhaps even after a professional baseball career, Gordon can go find his cubicle. He can sit at his desk.

Amidst the stapler, the tape dispenser and the paper clips, he can stretch out his hand and stare at a big, beautiful national championship ring. It'd be even more validation that this unexpected ride was totally worth it.

"That'd be nice," Gordon said, imagining the moment. "It'd be nice to go anywhere wearing a College World Series ring. I could care less if it's an employer or a restaurant or

a movie theater. I don't know. I'll wear it anywhere. But we've got a lot of work to do before that happens."

Through a mother's eyes: MacNamee's mom relishes son's dramatic moment

JOEL COLEMAN
Starkville Daily News
June 11, 2019

Jennifer Horton's trips to Starkville have been filled with special times the last three years as the mother of Mississippi State senior right fielder Elijah MacNamee has had the chance to see her son blossom into one of MSU's most memorable athletes of all-time. This past weekend though as Horton made her way to town for State's Super Regional against Stanford, the mood was different than usual. The travel from Horton's Cypress, Texas, home to Starkville had a somber feel. There wasn't much of a feeling of excitement.

That's because Horton's boy was hurting. Horton herself might've been hurting worse. The Major League Baseball Draft had just been completed in the days before Horton headed to Mississippi. MacNamee's name wasn't called. Despite the fact 11 Bulldogs were picked in the draft and despite the fact MacNamee has developed into one of the Southeastern Conference's most respected hitters and a strong defender, 40 rounds passed in the draft without a team taking so much as a flyer on MacNamee. It was weighing heavily on Horton's mind.

"I was having a hard time pulling into Starkville this time – just hurting and kind of being mad and not wanting to be there," Horton said. "(MacNamee) was just like, 'Mom, don't worry about it. We've got this. We're winning a national championship.' It was kind of like he just picked himself up and wiped himself off and kept going."

Make no mistake, behind MacNamee's words of encouragement for his mother, there

was pain. It was perhaps buried deep underneath, but it was there.

MSU head coach Chris Lemonis mentioned it at the end of last week. MacNamee's own disappointment was evident last Thursday when he told reporters following the draft, "It's all behind me now. All I know is God will take care of me. That's how I'm going to look at it."

How could it all not hurt? Here was a Texas boy that grew up just wanting to play ball. He was on the cusp of a professional career. There are still routes to attain that dream, but after getting looked over in the draft, a new path will have to be found.

In the meanwhile though, there were still ballgames to play. There was a College World Series berth, and perhaps more, to attain. Mississippi State had to defeat Stanford twice to get to Omaha. To do that, the Bulldogs didn't need their cleanup hitter weighed down by disappointment. MacNamee had to manage his feelings.

"He doesn't like sad," Horton said. "He doesn't like people that are mad. He doesn't like drama. He's like, 'It's not me. I can't stand to be in that mood.' And (not getting drafted) hurt him. He had to go and deal with it and keep going."

Luckily, MacNamee's roots didn't let him stay stuck in his misery. He was back at practice on Thursday with a smile on his face according to Lemonis. MacNamee's faith and his upbringing helped him move forward.

"We've had to overcome a lot of adversity," Horton said. "When (MacNamee) was younger, when he'd get down, we'd tell him 'You've just got to keep working. Don't be down long. You have to pick yourself up and keep working.' That's how we are. I'm going to be honest, I was down (about him not getting drafted) a little bit longer than he was. He's definitely my hero when it comes to that."

The MacNamee resiliency that Horton speaks of has been on full display all throughout MacNamee's career, particularly the last two seasons.

Last year, MacNamee's early-season struggles took him out of the lineup. By the stretch run, he was a lineup centerpiece. His hard work made him a cornerstone of the Bulldog batting order and he delivered two of the biggest home runs in Mississippi State history in the postseason with walk-off jobs in the regional at Florida State and the super regional at Vanderbilt.

More trials and tribulations came this year for MacNamee. Before his draft snub, he had to deal with a cracked bone in his left foot. The injury caused MacNamee to miss nearly three full weeks of action at the end of the regular season. By the Starkville Regional though, MacNamee was back in his familiar spot as State's cleanup hitter. He pushed through the physical pain to return. But that hurdle might not have been as high to get over as the mental pain of not getting taken in the draft.

"That was what he dreamed of – hearing his name," Horton said.

Everyone, including MacNamee, continued to insist he'd put his disappointment in the past by the time the Starkville Super Regional got underway. Horton saw her son prioritize the interests of the Bulldogs over his own situation.

"What makes me so proud as a mom is just knowing that he was doing it for a greater thing than himself," Horton said. "He knew he had to pick himself up and do it for his team."

Fast-forward to Sunday night. Mississippi State had defeated Stanford 6-2 in Game 1 on Saturday. On Sunday, the Bulldogs were primed to punch their ticket to Omaha. State led 5-1 in the top of the ninth when MacNamee walked to the plate with two on base and one out. There was a Stanford pitching change before MacNamee's at-bat, giving the

Bulldog fans at Dudy Noble Field the chance to bid farewell to MacNamee. This would almost assuredly be his last-ever at-bat in Starkville. The smooth sounds of the saxophone in MacNamee's walk-up music reverberated throughout the ballpark. Over at third base, MacNamee's fellow senior and teammate Jake Mangum insisted the crowd rise to their feet.

Mangum, just three batters before, had provided his own big moment when he slapped a single to left in what would be his last Dudy Noble plate appearance. It was now MacNamee's turn to try. His mother was anxiously watching on.

"I was just hoping that he didn't strike out," Horton said. "You don't want your last at-bat to be that."

MacNamee had a full count on him.

That's when Stanford pitcher Will Mattheissen delivered a fastball almost directly over the heart of the plate. It was quite possibly precisely the pitch MacNamee himself would have wanted if he could've drawn it up his way. He didn't miss it either.

With a mighty swing, MacNamee belted the baseball long and far over the left-field wall. If Dudy Noble had a roof, it would've blown off as soon as the ball made contact with the bat.

As for MacNamee, his figurative lid did explode. He was overcome with emotion. He flipped the bat in celebratory style back towards his dugout. His fists pumped in excitement. After rounding the bases, MacNamee was met with embraces from his teammates.

This was a guy who has meant so much to the Bulldog program. Without his talent, there's no Omaha trip last year. Without his ability and leadership, who knows if MSU is the juggernaut it is this year?

This was a victory lap for both MacNamee and the fans to celebrate all he's done for Mississippi State.

It was never explicitly stated, but it could very well be assumed it was also a moment for MacNamee to unleash his frustrations of a draft week that didn't go as planned. It all made for one emotional mama in the stands.

"It couldn't have been more perfect for him," Horton said. "It just made my heart feel like it was going to burst. I couldn't stop crying. I was so happy and thankful for him that he got that."

"That, to me, is one of my all-time favorite moments of his. It doesn't matter if it was a walk-off – those were great – but just seeing him pick himself up after all that he went through. He is my hero. That's all I can say. Even though this (resiliency) is what I feel like we've taught him, I don't know that I could've been that strong. We've just been having blow after blow and I'm just so proud of him."

The Bulldogs of course went on to win the game 8-1. That means MacNamee's next at-bat will come at T.D. Ameritrade Park in Omaha at the College World Series.

Before that though, as MacNamee was celebrating Sunday's win, he had a stop to make. Horton was waiting in the stands, at the netting by the field. MacNamee came to his mother. They shared a special moment mom and son will take with them forever.

"He just came up to the net and I was on the other side," Horton said. "We just put our heads together. It was just like I could take a deep breath and know that he was going to be okay. It's something I'll never forget."

This trip to Starkville wasn't one Horton was originally all that enthused for. Turns out, it might've been just the medicine Horton and MacNamee both needed.


"I couldn't have asked for anything better than that," Horton said.



Media Roster



2 | Gunner Halter
IF | R/R | Jr.
Overland Park, Kan.



3 | JT Ginn
RHP/IF | R/R | Fr.
Brandon, Miss.



4 | Rowdey Jordan
IF/OF | S/R | So.
Auburn, Ala.



5 | Tanner Allen
IF/OF | L/R | So.
Theodore, Ala.



6 | Brandon Smith
RHP/IF | R/R | Fr.
Richland, Miss.



8 | Dustin Skelton
C | R/R | Jr.
Olive Branch, Miss.



10 | Josh Hatcher
IF/OF | L/L | So.
Albany, Ga.



11 | Jordan Westburg
IF | R/R | So.
New Braunfels, Texas



12 | Hayden Jones
C | L/R | Fr.
Huntersville, Ind.



13 | Peyton Plumlee
RHP | R/R | Sr.
Olive Branch, Miss.



14 | Riley Self
RHP | R/R | Jr.
Coldwater, Miss.



15 | Jake Mangum
OF | S/L | Sr.
Pearl, Miss.



16 | Jack Eagan
LHP | L/L | R-Jr.
Wautoma, Wis.



17 | Justin Foscue
IF | R/R | So.
Huntsville, Ala.



18 | Keegan James
RHP | R/R | R-Jr.
Southaven, Miss.



19 | Jared Liebelt
RHP | R/R | Sr.
Aurora, Ill.



20 | Luke Hancock
C | L/R | Fr.
Houston, Miss.



23 | Tucker Childers
C/IF | L/R | Jr.
Ripley, Miss.



24 | Cole Gordon
RHP | R/R | Grad.
Tampa, Fla.



27 | Bryce Brock
LHP/OF | L/L | Fr.
Hernando, Miss.



28 | Christian MacLeod
LHP | L/L | Fr.
Huntsville, Ala.



31 | Benjamin Bell
OF | L/R | Fr.
Madison, Miss.



32 | Landon Jordan
IF | L/R | Fr.
Poplarville, Miss.



33 | Brad Cumbest
OF | R/R | Fr.
Hurley, Miss.



34 | Marshall Gilbert
C | R/R | Sr.
Kenosha, Wis.



35 | Basiel Williams
OF | S/R | Fr.
Hammond, La.



36 | Hunter Blalock
OF | R/R | Fr.
Madison, Miss.



37 | Eric Cerantola
RHP | R/R | Fr.
Oakville, Ontario



38 | JP Elkins
RHP | R/R | So.
Ridgeland, Miss.



39 | Tyler Spring
RHP | R/R | R-Jr.
Wiggins, Miss.



40 | Elijah MacNamee
OF | R/R | Sr.
Cypress, Texas



41 | Colby White
RHP | R/R | Jr.
Foxworth, Miss.



43 | Kale Breaux
LHP | R/L | R-Jr.
Sulphur, La.



44 | Ethan Small
LHP | L/L | R-Jr.
Lexington, Tenn.



46 | Trysten Barlow
LHP | L/L | R-Jr.
Halls, Tenn.



55 | Spencer Price
RHP | R/R | R-Jr.
Olive Branch, Miss.



22 | Chris Lemonis
Head Coach
First Season



22 | Jake Gautreau
Assistant Coach
Second Season



42 | Scott Foxhall
Assistant Coach
First Season



0 | Kyle Cheesebrough
Assistant Coach
First Season