

2020 MISSISSIPPI STATE BASEBALL

130 Seasons | 38 NCAA Tournament Appearances | 11 College World Series Appearances | 15 MLB First Round Draft Picks



2020 Schedule & Results

February			(5-1)
14	WRIGHT STATE	SECN+	W, 9-6
15	WRIGHT STATE	SECN+	W, 6-2
16	WRIGHT STATE	SECN+	W, 5-1
21	OREGON STATE	SECN+	W, 6-2
22	OREGON STATE	SECN+	W, 7-4
23	OREGON STATE	SECN+	L, 2-7
25	TEXAS SOUTHERN	SECN+	4 p.m.
26	ALCORN STATE	SECN+	4 p.m.
28	at Long Beach State	---	8 p.m.
29	at Long Beach State	---	5 p.m.

March			
1	at Long Beach State	---	1 p.m.
<i>Trustmark Park (Pearl, Miss.)</i>			
4	vs. Southern Miss	---	6 p.m.
6	QUINNIPIAC	SECN+	4 p.m.
7	QUINNIPIAC	SECN+	2 p.m.
8	QUINNIPIAC	SECN+	1 p.m.

<i>MGM Park (Biloxi, Miss.)</i>			
10	vs. Texas Tech	---	6 p.m.
11	vs. Texas Tech	---	5 p.m.
13	ARKANSAS *	SECN+	6:30 p.m.
14	ARKANSAS *	SEC Network	1 p.m.
15	ARKANSAS *	SECN+	1 p.m.
18	at Southeastern Louisiana	---	6 p.m.
20	at LSU *	SEC Network	7 p.m.
21	at LSU *	SECN+	6 p.m.
22	at LSU *	SEC Network	2 p.m.

<i>Regions Field (Birmingham, Ala.)</i>			
24	vs. UAB	---	6 p.m.
27	KENTUCKY *	SECN+	6:30 p.m.
28	KENTUCKY *	SECN+	2 p.m.
29	KENTUCKY *	SECN+	1 p.m.

<i>AutoZone Park (Memphis, Tenn.)</i>			
31	vs. Memphis	---	6 p.m.

April			
3	at Auburn *	SECN+	6 p.m.
4	at Auburn *	SECN+	2 p.m.
5	at Auburn *	SEC Network	11 a.m.
7	UT MARTIN	SECN+	6:30 p.m.
9	OLE MISS *	SECN+	6:30 p.m.
10	OLE MISS *	SECN+	6:30 p.m.
11	OLE MISS *	SEC Network	3 p.m.
14	SOUTH ALABAMA	SECN+	6:30 p.m.
16	at South Carolina *	ESPNU	6 p.m.
17	at South Carolina *	SECN+	6 p.m.
18	at South Carolina *	SECN+	2 p.m.

<i>Trustmark Park (Pearl, Miss.)</i>			
21	vs. Ole Miss	SEC Network	6 p.m.
24	TEXAS A&M *	SECN+	6:30 p.m.
25	TEXAS A&M *	SECN+	2 p.m.
26	TEXAS A&M *	SECN+	1 p.m.

May			
1	at Alabama *	SECN+	6 p.m.
2	at Alabama *	SECN+	6 p.m.
3	at Alabama *	SECN+	1 p.m.
5	SOUTHERN	SECN+	6:30 p.m.
8	MISSOURI *	SECN+	6:30 p.m.
9	MISSOURI *	SEC Network	4 p.m.
10	MISSOURI *	SEC Network	2 p.m.
12	NORTH ALABAMA	SECN+	6:30 p.m.
14	at Vanderbilt *	SECN+	6:30 p.m.
15	at Vanderbilt *	SECN+	6:30 p.m.
16	at Vanderbilt *	SECN+	2 p.m.

Rankings from Baseball America | All times central and subject to change
HOME GAMES IN BOLD CAPS | * - Southeastern Conference game

Mississippi State

Record (SEC):	5-1 (0-0)
H/A/N:	5-1 / 0-0 / 0-0
Rankings:	Baseball America - 4, CBN - 6 D1Baseball - 8, NCBWA - 6 Perfect Game - 6, USA Today - 6

Head Coach:	Chris Lemonis
Record at MSU (Yrs.):	57-16 (2nd)
Career Record (Yrs):	198-107-2 (6th)

Batting Average:	.250
Runs Per-Game:	5.8
Hits Per-Game:	8.0
Slugging Percentage:	.370

ERA:	3.50
K's/BB Ratio:	2.51/1
Batting Average Against:	.203

First Year of Baseball:	1885 (130th season)
Program Record:	2,697-1,577-2 (.630)

Texas Southern

Record (SWAC):	0-9 (0-0)
H/A/N:	0-0 / 0-9 / 0-0
Rankings:	---

Head Coach:	Michael Robertson
Record at TSU (Yrs.):	264-321 (12th)
Career Record (Yrs):	435-491 (18th)

Batting Average:	.219
Runs Per-Game:	3.1
Hits Per-Game:	6.8
Slugging Percentage:	.314

ERA:	10.62
K's/BB Ratio:	1.08/1
Batting Average Against:	.359

The Rotation

<i>Tuesday, February 25, 2020</i>	
MSU: KC Hunt, RHP, Fr.	---
TSU: Camden Guarnere, RHP, Fr.	0-0, 12.15 ERA

Alcorn State

Record (SWAC):	2-2 (0-0)
H/A/N:	0-0 / 0-1 / 2-1
Rankings:	---

Head Coach:	Bretton Richardson
Record at ASU (Yrs.):	57-141 (5th)
Career Record (Yrs):	Same

Batting Average:	.280
Runs Per-Game:	8.7
Hits Per-Game:	10.5
Slugging Percentage:	.393

ERA:	7.00
K's/BB Ratio:	1.50/1
Batting Average Against:	.303

Gameday Information

Texas Southern at No. 4 Mississippi State (*Dudy Noble Field (Starkville, Miss.)*)

Alcorn State at No. 4 Mississippi State (*Dudy Noble Field (Starkville, Miss.)*)

	<i>Tuesday</i>	<i>Wednesday</i>
First Pitch:	4 p.m.	4 p.m.
TV:	---	---
Internet Stream:	SEC Network+	SEC Network+
Radio:	96.1 FM (100.9 FM locally)	MSU Radio Network
Audio Stream:	HailState.com/plus	HailState.com/plus

The First Pitch

What's Inside

- Mississippi State will play a pair of midweek games against teams from the Southwestern Athletic Conference. The Diamond Dawgs are 107-9 all-time against the SWAC.
MORE ON PAGE 3
- For the second straight weekend, the MSU faithful showed up in record numbers with a February-best 12,034 fans showing up on Saturday versus Oregon State. Overall, 57,228 fans have flooded The Dude over the first two weekends.
MORE ON PAGE 9
- Juniors **Tanner Allen** and **Jordan Westburg** each enter the week with 20-plus straight games reached base. Westburg (26) and Allen (24) carry those streaks over from the 2019 College World Series campaign.
MORE ON PAGE 8

- Redshirt-freshman **Christian MacLeod** struck out 11 batters in his first career start versus Wright State on Saturday, February 15, the most by a Diamond Dawg in a season debut in program history.
MORE ON PAGE 8
- Senior **Riley Self** owns 75 career relief appearances, a total that ranks No. 7 on MSU's career charts. He is just six appearances shy of cracking the top five.
MORE ON PAGE 8
- The Voice of the Diamond Dawgs, Jim Ellis, enters his 42nd season on the airwaves and was awarded the Wilbur Snyppe Award from the National Collegiate Baseball Writers Association, which is awarded yearly to someone for contributions to the game of college baseball.
MORE ON PAGE 9

What's Inside

P2	Roster & Quick Facts	P8-9	News & Notes	P19	Dudy Noble Field
P3	Inside the Series/Probable Starters	8	Multi Games/Streaks	P20	Media Roster
	Career Situational Statistics	9	Honors Tracker		
P4-5	Head coach Chris Lemonis	P10-11	The Last Time...		
P6	Mississippi State When.../How It Was Won	10	Home Run Tracker		
P7	SEC Update/National Polls	11	Exit Velocities		
		P12-18	Statistics		



2019 Roster

Numerical

#	Name	Pos.	B/T	Ht.	Wt.	Cl./Exp.	Hometown/High School (Previous School)
2	KC Hunt	RHP	L/R	6-3	201	Fr./Fr.	Wycoff, N.J./Ramapo
3	JT Ginn	RHP	R/R	6-2	200	So./So.	Brandon, Miss./Brandon
4	Rowdey Jordan	OF	S/R	5-10	185	Jr./Jr.	Auburn, Ala./Auburn
5	Tanner Allen	OF	L/R	5-11	190	Jr./Jr.	Theodore, Ala./UMS- Wright Prep
6	Kamren James	IF	R/R	6-2	192	Fr./Fr.	Southaven, Miss./DeSoto Central
7	Brandon Smith	RHP	R/R	6-3	213	So./So.	Richland, Miss./Richland
8	Drew McGowan	OF/RHP	L/R	6-1	182	Fr./Fr.	Hopkinsville, Ky./University Heights Academy
9	Landon Jordan	IF	L/R	6-0	194	So./So.	Poplarville, Miss./Hancock
10	Josh Hatcher	IF/OF	L/L	6-2	198	Jr./Jr.	Albany, Ga./Lee County
11	Jordan Westburg	IF	R/R	6-3	203	Jr./Jr.	New Braunfels, Texas/New Braunfels
13	Davis Rokose	LHP	L/L	6-0	195	Fr./Fr.	Johns Creek, Ga./Chattahoochee
14	Riley Self	RHP	R/R	6-4	241	Sr./Sr.	Coldwater, Miss./Magnolia Heights School
16	Jack Eagan	LHP	L/L	6-3	230	5th/Sr.	Wautoma, Wis./Wautoma (Madison C.C.)
17	Justin Foscue	IF	R/R	6-0	203	Jr./Jr.	Huntsville, Ala./Virgil Grissom
18	Chase Patrick	RHP	R/R	5-9	172	Jr./Jr.	Ellaville, Ga./Schley County (Chattahoochee C.C.)
19	Logan Tanner	C/RHP	R/R	6-0	218	Fr./Fr.	Lucedale, Miss./George County
20	Luke Hancock	C	L/R	5-11	190	So./So.	Houston, Miss./Houston
23	Landon Sims	RHP	R/R	6-2	216	Fr./Fr.	Cumming, Ga./South Forsyth
24	Will Bednar	RHP	R/R	6-2	229	Fr./Fr.	Valencia, Pa./Mars Area
26	Xavier Lovett	RHP	R/R	5-11	180	Fr./Fr.	Houston, Texas/Westfield
27	Bryce Brock	OF	L/L	6-0	180	So./So.	Hernando, Miss./Lewisburg
28	Christian MacLeod	LHP	L/L	6-4	227	So./Fr.	Huntsville, Ala./Huntsville
29	Carlisle Koestler	RHP	R/R	5-11	191	Gr./Sr.	Vicksburg, Miss./Warren Central (Southeastern Louisiana)
30	Jared Shemper	LHP	R/L	6-0	225	Jr./Jr.	Germantown, Tenn./Christian Brothers (Wallace C.C.-Dothan)
31	Tanner Leggett	IF	R/R	5-10	164	Jr./Jr.	Raymond, Miss./Central Hinds Academy (Northwest Mississippi C.C.)
32	Mason Land	IF	L/R	5-11	185	Fr./Fr.	Pensacola, Fla./J.M. Tate Senior
33	Brad Cumbest	OF	R/R	6-5	250	So./So.	Hurley, Miss./East Central
34	Hunter French	OF	R/R	5-9	173	Fr./Fr.	Southaven, Miss./DeSoto Central
36	Hunter Blalock	OF	R/R	6-5	219	So./Fr.	Madison, Miss./Madison Central
37	Eric Cerantola	RHP	R/R	6-5	222	So./So.	Oakville, Ontario/Ecole Secondaire Catholique Sainte-Trinite
40	Jaxen Forrester	RHP	R/R	6-0	195	Jr./Jr.	Spanish Fort, Ala./Spanish Fort (East Mississippi C.C.)
44	Austin Kelly	C	R/R	6-0	201	Fr./Fr.	Leland, Miss./The Washington School
46	David Dunlavey	RHP	R/R	6-1	202	Gr./Sr.	Spartanburg, S.C./Spartanburg (Furman)
48	Houston Harding	LHP	L/L	6-1	222	Jr./Jr.	Walls, Miss./Evangelical Christian School
50	Brandon Pimentel	IF/OF	L/L	6-3	210	So./So.	El Paso, Texas/Socorro (Howard C.C.)
55	Spencer Price	RHP	R/R	6-2	240	Gr./Sr.	Olive Branch, Miss./DeSoto Central (Meridian C.C.)

22 Chris Lemonis - Head Coach (Second Season at Mississippi State; Sixth Overall; The Citadel, 1992)

21 Jake Gautreau - Assistant Coach (Third Season; Tulane, 2011)

42 Scott Foxhall - Assistant Coach (Second Season; College of Charleston, 2004)

0 Kyle Cheesebrough - Volunteer Assistant Coach (Second Season; Louisville, 2010)

Roger Rodeheaver - Coordinator of Operations (Second Season; Indiana, 2010)

Tyler Younger - Coordinator of Player Development (Second Season; Methodist College, 2013)

Seth Diters - Strength and Conditioning Coach (Second Season; Springfield College, 2008)

Jason Wire - Associate Athletic Trainer (10th Season; St. Cloud State, 2006)

Bobby Austin - Graduate Assistant Coach (First Season; NC State, 2009)

Program Quick Facts

School Information

Location	Starkville, Mississippi
Founded	1878
Enrollment	22,201
President	Dr. Mark E. Keenum
Faculty Representative	Dr. Steven Turner
Director of Athletics	John Cohen
Twitter	@JohnCohenAD
Affiliation	NCAA Division I
Conference	Southeastern - Western Division
Nickname	Bulldogs
Colors	Maroon and White

Stadium

Name	Dudy Noble Field, Polk-DeMent Stadium
Capacity	15,000+
Field Dimensions	Left-330, Left Center-385, Center-400, Right Center-380, Right-305

2019 Team Information

Overall Record (SEC; Finish)	52-15 (20-10; T1st in West)
Home/Away/Neutral	37-5/10-6/5-4
Postseason	College World Series
Lettermen Returning/Lost	15/16
Position Starters Returning/Lost (120+ ABs)	4/5
Pitchers Returning/Lost (Min. 5 app.)	7/9
Newcomers	19 (11 Freshmen, 8 Transfers)

Program Information

First Year of Baseball	1885 (130th season)
First Year in SEC	1933 (Charter Member)
All-Time Record (Win %)	2,697-1,577-29 (.630)
All-Time SEC Record (Win %)	959-822-3 (.539)
SEC Championships (Last)	11 (2016)
SEC Tournament Championships (Last)	7 (2012)
NCAA Tournaments (Last)	38 (2019)
NCAA Super Regionals (Last)	9 (2019)
College World Series (Last)	11 (2019)

Alphabetical

#	Name	Pos.	B/T	Ht.	Wt.	Cl./El.
5	Tanner Allen	OF	L/R	5-11	190	Jr./Jr.
24	Will Bednar	RHP	R/R	6-2	229	Fr./Fr.
36	Hunter Blalock	OF	R/R	6-5	219	So./Fr.
27	Bryce Brock	OF	L/L	6-0	180	So./So.
37	Eric Cerantola	RHP	R/R	6-5	222	So./So.
0	Kyle Cheesebrough	Assistant Coach				
33	Brad Cumbest	OF	R/R	6-5	250	So./So.
46	David Dunlavey	RHP	R/R	6-1	202	Gr./Sr.
16	Jack Eagan	LHP	L/L	6-3	230	5th/Sr.
40	Jaxen Forrester	RHP	R/R	6-0	195	Jr./Jr.
17	Justin Foscue	IF	R/R	6-0	203	Jr./Jr.
42	Scott Foxhall	Assistant Coach				
34	Hunter French	OF	R/R	5-9	173	Fr./Fr.
21	Jake Gautreau	Assistant Coach				
3	JT Ginn	RHP	R/R	6-2	200	So./So.
20	Luke Hancock	C	L/R	5-11	190	So./So.
48	Houston Harding	LHP	L/L	6-1	222	Jr./Jr.
10	Josh Hatcher	IF/OF	L/L	6-2	198	Jr./Jr.
2	KC Hunt	RHP	L/R	6-3	201	Fr./Fr.
6	Kamren James	IF	R/R	6-2	192	Fr./Fr.
9	Landon Jordan	IF	L/R	6-0	194	So./So.
4	Rowdey Jordan	OF	S/R	5-10	185	Jr./Jr.
44	Austin Kelly	C	R/R	6-0	201	Fr./Fr.
29	Carlisle Koestler	RHP	R/R	5-11	191	Gr./Sr.
32	Mason Land	IF	L/R	5-11	185	Fr./Fr.
31	Tanner Leggett	IF	R/R	5-10	164	Jr./Jr.
22	Chris Lemonis	Head Coach				
26	Xavier Lovett	RHP	R/R	5-11	180	Fr./Fr.
28	Christian MacLeod	LHP	L/L	6-4	227	So./Fr.
8	Drew McGowan	OF/RHP	L/R	6-1	182	Fr./Fr.
18	Chase Patrick	RHP	R/R	5-9	172	Jr./Jr.
50	Brandon Pimentel	IF/OF	L/L	6-3	210	So./So.
55	Spencer Price	RHP	R/R	6-2	240	Gr./Sr.
13	Davis Rokose	LHP	L/L	6-0	195	Fr./Fr.
14	Riley Self	RHP	R/R	6-4	241	Sr./Sr.
30	Jared Shemper	LHP	R/L	6-0	225	Jr./Jr.
23	Landon Sims	RHP	R/R	6-2	216	Fr./Fr.
7	Brandon Smith	RHP	R/R	6-3	213	So./So.
19	Logan Tanner	C/RHP	R/R	6-0	218	Fr./Fr.
11	Jordan Westburg	IF	R/R	6-3	203	Jr./Jr.

Pronunciation Guide

Hunter Blalock	BLAY-lock
Eric Cerantola	Sare-an-TOE-la
Jack Eagan	E-ginn (hard G)
Jaxen Forrester	Jackson Forest-er
Justin Foscue	Foss-Q
Jake Gautreau	Go-TRO (long o)
Rowdey Jordan	Rouw-D
Carlisle Koestler	Car-lie-ul Kess-lur
Chris Lemonis	Luh-MO-niss
Christian MacLeod	Mc-CLOUD
Brandon Pimentel	Pim-in-tell
Davis Rokose	Row-cohs



22 | CHRIS LEMONIS

Head Coach | Myrtle Beach, S.C.
Second Season at Mississippi State
(Sixth Overall)



After arguably the most successful first year by a Southeastern Conference head baseball coach, Chris Lemonis begins his second season as the leader of the Mississippi State baseball program.

The 18th head coach in the storied history of the program, a journey of nearly 40 years came full circle when he was introduced on June 25, 2018 on Adkerson Plaza inside Dudy Noble Field. The son of a 1973 State graduate, Lemonis resided in Starkville as a child and now leads one of the perennial powerhouses in college baseball.

In his first season at the helm of the Diamond Dawgs, Lemonis became the winningest first-year head coach in SEC history and in the process led the 2019 edition to the second-most victories in program history at 52 (54; 1989). The 40 victories over MSU's first 50 games marked the third-most in the first 50 games of a season in program history and set the tone for State's second straight trip to the College World Series.

Lemonis became one of just three SEC head coaches to advance to the College World Series in their inaugural season in the conference, joining Jake Gibbs (Ole Miss, 1972) and fellow Diamond Dawg skipper Pat McMahon (Mississippi State, 1998).

Four Diamond Dawgs earned All-America honors during Lemonis' first season, while left-handed pitcher Ethan Small was tabbed National Pitcher of the Year (College Baseball Foundation; American Baseball Coaches Association) and right-handed pitcher JT Ginn earned the National Freshman of the Year honor (Collegiate Baseball, Perfect Game). Ginn and Small each earned specialty awards from the SEC, as well, grabbing the conference's Freshman and Pitcher of the Year, respectively.

A school-record-tying 11 Diamond Dawgs heard their names called in the 2019 Major League Baseball First Year Player Draft, including three taken in the first 10 rounds. Small became the 15th Diamond Dawg taken in the first round of the MLB Draft, while SEC career hits leader Jake Mangum (4th; New York Mets) and Colby White (6th; Tampa Bay) each heard their names called in the first 10 rounds. The 11 selections in the MLB Draft were No. 3 nationally in 2019.

Owning a head coaching record of 193-106-2, Lemonis was also a part of nearly 800 wins as an assistant coach and three trips to the College World Series. During his time at Indiana, Lemonis' teams averaged 35.3 wins per season, including a 40-win campaign during his final season in Bloomington. He averaged 39.2 victories per year during his career in an assistant role (784 wins), bolstered by a 44.9 wins-per-season average at Louisville. The Cardinals were college baseball's winningest program during that eight-year span and made the program's first three trips to Omaha.

Lemonis not only understands what it takes to get to Omaha as a coach but also as a student-athlete. A 1992 graduate of The Citadel, Lemonis added a 1990 appearance in the College World Series as a student-athlete. The appearance makes The Citadel one of just three schools in Southern Conference history (Duke, Wake Forest) and only current member of the conference to advance to Omaha.

One of the top recruiters and player development coaches in the country, Lemonis has seen success at every coaching stop. After helping his alma mater, The Citadel, to five NCAA Regional appearances in 12 seasons as an assistant coach, Lemonis joined college teammate Dan McDonald's staff at Louisville and quickly turned the Cardinals into a consistent Omaha contender.

After helping Louisville to seven postseason berths in eight years, the 2013 American Baseball Coaches Association/Baseball America Assistant Coach of the Year headed to Indiana to take his first head coaching job with the Hoosier program in 2015.

In each of his head coaching stops, Lemonis has led his team to the NCAA postseason in his first season at the helm. He helped the Hoosiers into the NCAA Tournament field during his initial season in Bloomington, before he guided Mississippi State to the College World Series in 2019 – his first season in Starkville.

Overall, Lemonis enters his 26th season as a collegiate coach in 2020, making one College World Series appearance as a head coach, taking three trips to Omaha as an assistant, earning 16 NCAA tournament berths and aiding in four 50-win seasons. His pupils have earned 29 All-America honors, 13 Freshman All-America laurels and 79 have signed professional baseball contracts, with 17 getting the call up to Major League Baseball.

RECRUITING AND DEVELOPMENT

Widely regarded as one of the elite recruiters and developers of talent in all of college baseball, a total of 92 student-athletes have been selected in the Major League Baseball Draft under Lemonis' watch, with 17 of those reaching the highest level of professional baseball.

Since arriving at Louisville for the 2006-07 academic year, Lemonis has been a part of 12 nationally-ranked recruiting classes, including his first two classes at Mississippi State. His initial Diamond Dawgs recruiting class was tabbed as the No. 12 class nationally by Baseball America and Perfect Game, while it earned the No. 9 ranking from Collegiate Baseball Newspaper. In 2019, he and his staff brought in another top-10 ranked class, finishing as high as No. 6 by Baseball America.

In his first season at State, Lemonis saw a school-record-tying 11 Diamond Dawgs selected in the 2019 MLB First Year Player Draft, including the program's 15th first-round pick in left-handed pitcher Ethan Small. Sixteen of Lemonis' Indiana players were taken in the MLB Draft in the last four years and 14 signed professional contracts. He also recruited and coached nine of the Hoosier's school-record 10 MLB Draft choices in 2019.

From 2007-14, Lemonis saw seven-straight classes ranked among the top-30 nationally, including the No. 12 national class for the 2011 recruiting cycle. In 2017, Baseball America revisited the Cardinals' 2013 class, re-ranking it No. 2 in the nation after the on-field success under Lemonis' watch. In 2018, the publication tabbed an un-ranked 2014 recruiting class – which included 2015 National Freshman of the Year and 2017 Golden Spikes Award winner Brendan McKay – as the No. 1 class in the publication's re-rankings.

Lemonis mentored and/or recruited 47 student-athletes that signed professional contracts after being selected in the MLB Draft during his eight years as the top assistant and recruiting coordinator at Louisville, including a school-record 10 selections in the 2010 MLB Draft. He helped produce 10 first or second round draft choices over a seven-year span.

To date, 15 Cardinals who were recruited by and played for Lemonis have gone on to reach the big leagues. Those players include Nick Burdi, Adam Duvall, Chris Dominguez, Cody Ege, Adam Engel, Chad Green, Dean Kiekhefer, Matt Koch, Trystan Magnuson, Justin Marks, Kyle McGrath, Brendan McKay, B.J. Rosenberg, Nick Solak and Tony Zych. Over \$28 million in signing bonuses were accrued by Lemonis' Louisville draftees.

PERSONAL

Lemonis and his wife, the former Jill MacEldowney, have two daughters, Marissa and Makenzie. The Myrtle Beach, South Carolina native earned his Bachelor of Science in physical education from The Citadel in 1992 and received his Master of Arts in sport management in 1994.

He is also no stranger to Starkville, as he resided on campus as a newborn during his father's time as a student at State. His father, Thomas, was a 1973 Mississippi State graduate with a degree in electrical engineering

Personal

Hometown:	Myrtle Beach, S.C.
Wife:	Jill
Children:	Marissa & Makenzie
College:	The Citadel, 1992

Coaching Career

2019-	Mississippi State Head Coach
2015-18	Indiana Head Coach
2007-14	Louisville Assistant Coach
2003-06	The Citadel Associate Head Coach
1995-2002	The Citadel Assistant Coach

Lemonis Year-by-Year

As a Head Coach

Yr.	School	Record	Postseason
2020	Mississippi State	5-1	--
2019	Mississippi State	52-15	College World Series
2018	Indiana	40-19	NCAA Regional
2017	Indiana	34-24-2	NCAA Regional
2016	Indiana	32-24	--
2015	Indiana	35-24	NCAA Regional
Totals	Five Seasons	198-107-2	4 NCAA Regionals 1 Super Regional, 1 College World Series

As an Assistant Coach

Yr.	School	Record	Postseason
2014	Louisville	50-17	College World Series
2013	Louisville	51-14	College World Series
2012	Louisville	41-22	NCAA Regional
2011	Louisville	32-29	
2010	Louisville	50-14	NCAA Regional
2009	Louisville	47-18	NCAA Super Regional
2008	Louisville	41-21	NCAA Regional
2007	Louisville	47-24	College World Series
2006	The Citadel	34-27	
2005	The Citadel	25-34	
2004	The Citadel	39-28	NCAA Regional
2003	The Citadel	32-25	
2002	The Citadel	31-26	
2001	The Citadel	38-24	NCAA Regional
2000	The Citadel	39-20	
1999	The Citadel	41-20	NCAA Regional
1998	The Citadel	37-24	NCAA Regional
1997	The Citadel	37-21	
1996	The Citadel	33-26	
1995	The Citadel	39-21	NCAA Regional
Totals	20 Seasons	784-455	15 NCAA Regionals Four NCAA Super Regionals, Three College World Series



@HailStateBB | #HailState

MISSISSIPPI STATE

Inheriting a team that is coming off of a trip to the College World Series doesn't always translate into immediate success, but Lemonis was able to build off of that momentum as he began writing his chapter in Mississippi State history.

Along with the second-most single-season victories (52) during the 2019 season, his team also posted the second-best 20-, 30- and 40-game starts (18-2, 25-5, 32-8) in program history. He joined Pat McMahon as the only two Diamond Dawg dugout bosses to lead the program to the College World Series in their initial campaign and his 52 wins were the most by a first-year SEC head coach in the conference's history.

State saw four student-athletes earn first-team All-SEC, tying for the fourth-most selections in a single season in program history behind the five selections in 1949, 1971 and 1977. Left-handed pitcher Ethan Small posted one of the most dominant seasons on the mound in program history, leading the nation in strikeouts and earning National and Southeastern Conference Pitcher of the Year honors. Right-handed pitcher JT Ginn was tabbed National Freshman of the Year and Southeastern Conference Freshman of the Year after opening his career as the No. 2 starter in the weekend rotation.

Along with Small, Tanner Allen, Justin Foscoe and Jake Mangum each earned top honors from the SEC, and Foscoe, Mangum and Small each grabbed at least one first-team All-America honor. Small became Mississippi State's seventh unanimous first-team All-American, joining Jeff Brantley (1985) and Chris Stratton (2012) as the only pitchers to accomplish the feat.

On the team side of things, State's offense led the nation in doubles to mark the first time in program history the Diamond Dawgs led the NCAA in an offensive or pitching category. The 166 doubles set a school record and rank No. 4 all-time in SEC history. The offense also ranked among the top-five nationally in three other categories; hits (2nd; 755), runs (4th; 530) and batting average (5th; .315).

INDIANA

Lemonis left a strong legacy at Indiana as he tied for the most NCAA postseason appearances by a head coach in school history and owns three of the eight all-time NCAA Tournament appearances. The Hoosiers were the only Big Ten program to appear in three NCAA Regionals during his four-year span in the conference and one of two to make back-to-back appearances from 2015-18. He became the first coach in program history to earn three NCAA regional berths in his first four years, finishing with a 141-91-2 overall record.

During his time leading the Cream and Crimson, 41 student-athletes earned Academic All-Big Ten honors, 25 were selected All-Big Ten and 14 signed professional contracts. His 2018 squad not only advanced to the NCAA Tournament, but produced a program-record 16 Academic All-Big Ten performers and three first-team All-Big Ten honorees.

The 2018 campaign saw Lemonis' squad compile a 40-19 record and earn an at-large berth as the No. 2 seed in the NCAA Austin Regional. The Hoosiers reached the regional title game after defeating Texas Southern and eliminating No. 25 Texas A&M. Indiana fell to eventual College World Series participant Texas, with a trio of Hoosiers earning all-regional honors. Eight IU student-athletes earned All-Big Ten honors – including three first teamers – representing the program's most since 2004.

The Hoosiers were among the Big Ten leaders in several categories in 2018, ranking first in earned run average (3.09), slugging percentage (.448), home runs (68) and total bases (905), second in batting average (.284) and third in runs scored (360). That season, IU was ranked by at least one of the major publications for 15 of the 16 weeks of the regular season, including nine-straight weeks in the top 15. Four Hoosiers were selected in the MLB Draft following just the eighth 40-win season in program history.

A season prior, the Hoosiers produced a 34-24-2 record and earned the No. 2 seed at the 2017 NCAA Lexington Regional. With the postseason appearance, Lemonis became the first coach in program history to make two regionals in his first three seasons as IU's skipper. Indiana finished as the highest rated RPI team in the Big Ten (34th), while seven Hoosiers garnered All-Big Ten honors.

In year two at the helm in 2016, Lemonis' club posted a 32-24 overall record and a 15-9 mark in Big Ten play. On a national level, the Hoosier pitching staff finished second in walks allowed per nine innings (2.31), fifth in WHIP (1.15) and strikeout-to-walk ratio (3.17), 11th in team ERA (3.09) and 25th in hits allowed per nine innings (8.02). Three IU student-athletes were tabbed All-Big Ten, including first-team selection Kyle Hart. The trio of Ryan Fineman, Luke Miller and Scotty Bradley each brought home all-freshman honors from the conference.

During Lemonis' debut season of 2015, Indiana won 12 of its last 17 games – nine coming against RPI top 50 teams – and earned an at-large berth into the NCAA Nashville Regional. Three Hoosiers earned a spot on the NCAA Regional all-tournament team, while two were tabbed All-Big Ten and a pair were selected to the Big Ten All-Freshman Team. Lemonis' squad owned a 12-5 mark vs. ranked opponents in 2015, including five top-15 wins.

LOUISVILLE

As an assistant coach, Lemonis' imprint in elevating the Louisville program to new heights was evident. The former Cardinals' recruiting coordinator aided Louisville to three College World Series appearances (2007, 13, 14) and a 359-159 (.693) record during his eight seasons there.

Louisville was college baseball's winningest program during the eight-year span that Lemonis was on staff, including back-to-back 50-win seasons in 2013 and 2014. Following the program's first trip to the College World Series in 2013, Lemonis was named the ABCA/Baseball America Assistant Coach of the Year.

Lemonis helped the Cardinals produce 18 All-Americans, 61 all-conference selections, a trio of conference player of the year award winners, two conference newcomer of the year honorees and the first national "of the year" award winner in the program's history. Louisville won four BIG EAST championships in the school's final five years in the conference, and he saw U of L set the school record for wins in a season three different times, including a then-program-best 51 victories during the 2013 season.

Louisville became a hot bed for professional talent during Lemonis' time in the Derby City, as 40 Cardinals were selected in the MLB Draft from 2007-14 and another seven inked free agent contracts with professional teams. Of those, 15 have made it to the big leagues, including three from the 2013 College World Series team.

From 2007-2014, Louisville accomplished many program firsts on its way to becoming a perennial Omaha contender. Fourteen different Cardinals produced 43 different All-America honors, including first-team All-Americans Nick Burdi (2013 & 2014), Chris Dominguez (2009), Kyle Funkhouser (2014) and Neil Holland (2010). Dominguez and Funkhouser led a crop of nine student-athletes to earn Freshman All-America accolades under Lemonis.

Dominguez claimed the 2008 (co) and 2009 BIG EAST Player of the Year award, marking just the second time in conference history a student-athlete won back-to-back Player of the Year awards (Steve Stanley, Notre Dame; 2001-02). Burdi won the first-ever national "of the year" award when he was tabbed the nation's top closer and winner of the 2014 National Collegiate Baseball Writers Association Stopper of the Year.

Along with Dominguez, Jeff Gardner claimed the 2014 American Athletic Conference Player of the Year award, while Justin Marks (2007) and Jared Ruxer (2012) each earned BIG EAST Freshman of the Year awards. Thirty-eight different Louisville student-athletes totaled 61 all-conference honors, including a school-record 10 selections to the All-BIG EAST squads in 2012 and 2013. The 2010 (BIG EAST) and 2014 (AAC) squads each totaled a then-school-standard four first-team all-conference selections.

The accolades for Lemonis' pupils weren't limited to the regular season, as 27 Cardinals earned a total of 29 NCAA All-Region honors. The quartet of Dominguez (2007), Justin Marks (2009), Coco Johnson (2013) and Cole Sturgeon (2014) all claimed NCAA Regional MVP honors, with the 2009 squad grabbing a program-best five all-regional honors. On the conference level, Louisville saw 16 total all-tournament honors earned by 13 different Cards.

THE CITADEL

Lemonis arrived at The Citadel as a student-athlete, transitioned into an assistant coaching role and ultimately moved his way up to associate head coach before finishing his 17-year journey on the Charleston, South Carolina campus.

During his time at The Military College of South Carolina – one of the six United State senior military colleges – the Bulldogs made six of their 13 all-time appearances in the NCAA Tournament and made the program's only appearance at the College World Series. The 1990 team is one of just three Southern Conference programs (Duke, Wake Forest) and the only active member to make it to Omaha.

Lemonis' coaching tenure spanned 12 seasons (1995-2006), included seven All-Americans and two Freshman All-Americans, saw 17 student-athletes selected in the Major League Baseball Draft and ushered in 35 offensive school records. Two of his Bulldog pupils reached the big leagues – Britt Reames and Dallas McPherson – while Philip Hartig finished his career ranked No. 7 on the NCAA's career hits chart (360; 1998-2001), with his total now No. 10 all-time in NCAA history.

He was twice tabbed All-Southern Conference during his time as a student-athlete (1989-93) and led the team in home runs on three occasions, after redshirting as a freshman and appearing in just nine games his second year on campus. Following that, Lemonis started 162 games over his final three seasons and led the Bulldogs with a .367 average, 19 doubles, 52 runs, 10 home runs and 66 RBI as senior.

A member of the 1993 All-Southern Conference Tournament team, Lemonis still ranks in the top 15 all-time at The Citadel in RBIs (152), home runs (23) and slugging percentage (.538).





Mississippi State When...

	2018	2019	2020
Overall	39-29	52-15	5-1
vs. Top-5 Teams	10-1	7-4	--
vs. Top-10 Teams	10-1	5-6	--
vs. Top-25 Teams	18-18	16-13	--
Non-Conference	24-14	32-5	5-1
SEC	15-15	20-10	--
SEC East	5-7	9-3	--
SEC West	10-8	11-7	--
At Home	16-7	37-5	5-1
On the Road	10-17	10-6	--
At Neutral Sites	13-5	5-4	--
In Day Games	18-15	25-7	5-1
In Night Games	21-14	27-8	--
vs. Teams .500 Or Better	31-24	37-13	--
vs. Teams Worse Than .500	8-5	15-0	5-1
vs. Left-Handed Starter	15-6	17-3	1-0
vs. Right-Handed Starter	24-23	35-12	4-1
When Starter Receives Decision	21-15	30-11	3-0
When Reliever Receives Decision	18-14	22-4	2-1
When Starter Goes 5+ Innings	25-12	31-10	2-1
When Starter Goes <5 Innings	14-17	21-5	3-0
When Scoring First	23-8	30-5	4-0
When Opponent Scores First	16-21	22-10	1-1
When Leading After 6 Innings	25-5	41-2	4-0
When Trailing After 6 Innings	7-22	5-12	1-0
When Tied After 6 Innings	7-2	6-1	0-1
When Leading After 8 Innings	32-3	47-1	5-0
When Trailing After 8 Innings	2-25	1-11	0-1
When Tied After 8 Innings	5-1	3-1	--
In One-Run Games	7-6	11-6	--
In Two-Run Games	10-1	5-3	--
In 5+ Run Games	17-9	27-5	0-1
Weekend Series W-L-T	6-7	11-2-0	2-0-0
Series Sweeps/Times Swept	3/2	5/1	1/0
When Scoring 0-2 Runs	1-14	1-8	0-1
When Scoring 3-5 Runs	10-13	11-6	1-0
When Scoring 6-9 Runs	13-1	21-1	4-0
When Scoring 10+ Runs	15-1	19-0	--
Shutouts/Times Shut Out	3/3	5/3	--
In Extra Innings	6-3	2-1	--
When Opponent Scores 4 Runs Or Less	25-8	36-6	4-0
When Opponent Scores 5 Runs Or More	14-21	16-9	1-1
When Out-Hitting Opponent	28-8	45-4	4-0
When Out-Hit by Opponent	7-20	4-8	1-1
When Hits Are Equal	4-1	3-3	--
When Hitting A Home Run	24-9	34-5	3-1
When Opponent Hits A Home Run	21-13	22-9	0-1
When Errorless	15-12	20-6	2-0
When Committing One Error	14-7	15-5	3-0
When Committing 2+ Errors	10-10	17-4	0-1
When Opponent is Errorless	9-14	12-9	3-1
When Opponent Commits One Error	17-11	13-5	--
When Opponent Commits 2+ Errors	13-4	27-1	2-0
Game 1 of Weekend	7-8	11-3	2-0
Game 2 of Weekend	9-6	10-4	2-0
Game 3 of Weekend	8-7	9-4	1-1
Monday	1-0	--	--
Tuesday	4-2	7-0	--
Wednesday	6-3	9-1	--
Thursday	1-1	2-3	--
Friday	8-9	12-5	2-0
Saturday	10-8	12-6	2-0
Sunday	9-6	10-0	1-1

Uniform breakdown on page 8

NOTE: Rankings based on Baseball America poll.

How It Was Won

(* - Walk-off hit)

Below is a chart representing how the eventual game-winning run was recorded for Mississippi State in 2020.

Gm	Opponent	Final	Player	Inn.	Outs	Play	Score at Time
1.	Wright State	9-6	Justin Foscue	6	1	2RBI double to left field	5-6
2.	Wright State	6-2	Kamren James	1	2	2RBI double to left field	1-0
3.	Wright State	5-1	Justin Foscue	1	1	RBI ground out	1-0
4.	Oregon State	6-2	Brandon Pimentel	8	0	3-run home run to right field	2-2
5.	Oregon State	7-4	Josh Hatcher	4	0	Solo home run	4-2
6.	---						

Career Game-Winning Plays

	2018	2019	2020	WO	Total		2018	2019	2020	WO	Total
Tanner Allen	5	9	--	1	14	Kamren James	--	--	1	--	1
Brad Cumbest	--	1	--	--	1	Rowdy Jordan	1	5	--	--	6
Justin Foscue	4	10	2	--	16	Jordan Westburg	3	6	--	--	9
Josh Hatcher	1	3	1	--	5						
Brandon Pimentel	--	--	1	--	1						

WO = Walk-off game-winning play



SEC Update

Standings

	SEC	Pct.	GB	Division	Western Division		Home	Away	Neutral	L10	Streak
					Overall	Pct.					
Texas A&M	--	--	--	--	8-0	1.000	8-0	--	--	8-0	W8
Arkansas	--	--	--	--	7-0	1.000	7-0	--	--	7-0	W7
Alabama	--	--	--	--	7-0	1.000	4-0	3-0	--	7-0	W7
Ole Miss	--	--	--	--	6-1	.857	6-1	--	--	6-1	W6
Mississippi State	--	--	--	--	5-1	.833	5-1	--	--	5-1	L1
Auburn	--	--	--	--	5-3	.625	5-3	--	--	5-3	L3
LSU	--	--	--	--	5-3	.625	5-2	0-1	--	5-3	W2

	SEC	Pct.	GB	Division	Eastern Division		Home	Away	Neutral	L10	Streak
					Overall	Pct.					
Florida	--	--	--	--	8-0	1.000	4-0	4-0	--	8-0	W8
Tennessee	--	--	--	--	7-0	1.000	4-0	--	3-0	7-0	W7
Georgia	--	--	--	--	7-1	.875	6-1	1-0	--	7-1	L1
Vanderbilt	--	--	--	--	6-2	.750	5-0	--	1-2	6-2	W5
South Carolina	--	--	--	--	5-2	.714	5-2	--	--	5-2	L1
Missouri	--	--	--	--	4-2	.667	--	3-1	1-1	4-2	W2
Kentucky	--	--	--	--	4-3	.571	4-0	0-3	--	4-3	W4

Schedule/Results

Tuesday, Feb. 25

UT Martin at Alabama – 4 p.m.
Tennessee Tech at Kentucky – 4 p.m.
North Florida at South Carolina – 4 p.m.
Northern Kentucky at Tennessee – 4:30 p.m.
Kennesaw State at Georgia – 5 p.m.
Southern Miss at Ole Miss – 5 p.m.
Texas Southern at Mississippi State – 5 p.m.
Evansville at Vanderbilt – 5:30 p.m.
Alabama A&M at Auburn – 6 p.m.
Florida A&M at Florida – 6 p.m.
Houston Baptist at Texas A&M – 7:30 p.m.

Wednesday, Feb. 26

Middle Tennessee at Alabama – 4 p.m.
Eastern Kentucky at Kentucky – 4 p.m.
UNC Asheville at Tennessee – 4:30 p.m.
Alcorn State at Mississippi State – 5 p.m.
St. Louis at Vanderbilt – 5:30 p.m.
Alabama A&M at Auburn – 6 p.m.
Florida at Stetson – 6:30 p.m.
Incarnate Word at Texas A&M – 7:30 p.m.
Louisiana Tech at LSU – 7:30 p.m.

Week-by-Week Polls

Week	BA	CB	D1	BW	PG	USA	RPI
Preseason	9	6	10	9	8	6	--
Week 1 - Feb. 17	9	6	10	7	7	--	--
Week 2 - Feb. 24	4	6	8	6	6	--	--
Week 3 - March 2							
Week 4 - March 9							
Week 5 - March 16							
Week 6 - March 23							
Week 7 - March 30							
Week 8 - April 6							
Week 9 - April 13							
Week 10 - April 20							
Week 11 - April 27							
Week 12 - May 4							
Week 13 - May 11							
Week 14 - May 18							
Week 15 - May 25							
Week 16 - June 1							
Final Poll							

BA - Baseball America, CB - Collegiate Baseball Newspaper, D1 - D1Baseball,
BW - National Collegiate Baseball Writers Association, PG - Perfect Game,
USA - USA Today Coaches Poll, RPI - NCAA RPI

(--) - No poll/RPI released by the publication.

In The Polls

Baseball America			Collegiate Baseball			D1Baseball			NCBWA			Perfect Game			USA Today/Coaches		
1. Florida	8-0	2	1. UCLA	7-0	10	1. Florida	8-0	2	1. Florida	8-0	5	1. Florida	8-0	13	1. Vanderbilt	--	--
2. Texas Tech	6-1	4	2. Florida	8-0	14	2. Vanderbilt	6-2	4	2. Arkansas	7-0	6	2. Louisville	4-3	1	2. Louisville	--	--
3. Vanderbilt	6-2	5	3. Arkansas	7-0	9	3. Louisville	4-3	3	3. Texas Tech	6-1	1	3. Vanderbilt	6-2	2	3. Texas Tech	--	--
4. Mississippi State	5-1	9	4. Texas Tech	6-1	1	4. Georgia	4-1	5	4. Vanderbilt	6-2	4	4. Texas Tech	6-1	3	4. Georgia	--	--
5. Michigan	4-3	1	5. Vanderbilt	6-2	5	5. Texas Tech	6-1	6	5. Georgia	7-1	3	5. Arkansas	7-0	4	5. Arkansas	--	--
6. Miami (Fla.)	4-3	3	6. Mississippi State	5-1	6	6. Arkansas	7-0	7	6. Mississippi State	5-1	7	6. Mississippi State	5-1	7	6. Mississippi State	--	--
7. Louisville	4-3	6	7. Louisville	4-3	4	7. Miami	4-3	1	7. UCLA	7-0	11	7. UCLA	7-0	9	7. Miami (Fla.)	--	--
8. Arizona State	5-3	8	8. Georgia	7-1	7	8. Mississippi State	5-1	10	8. NC State	7-0	12	8. Arizona State	5-3	8	8. UCLA	--	--
9. Arkansas	7-0	11	9. Michigan	4-3	3	9. Florida State	6-1	12	9. Louisville	4-3	8	9. Georgia	7-1	10	9. Auburn	--	--
10. Georgia	7-1	7	10. NC State	7-0	16	10. UCLA	7-0	14	10. Miami (Fla.)	4-3	2	10. Duke	6-1	11	10. Florida	--	--
11. UCLA	7-0	10	11. Florida State	6-1	15	11. LSU	5-3	11	11. Arizona State	5-3	14	11. Miami	4-3	6	11. Michigan	--	--
12. Florida State	6-1	14	12. Arizona State	5-3	11	12. Arizona State	5-3	13	12. Florida State	6-1	15	12. Michigan	4-3	12	12. LSU	--	--
13. Ole Miss	6-1	15	13. Miami (Fla.)	4-3	2	13. NC State	7-0	15	13. Texas A&M	8-0	19	13. Auburn	5-3	5	13. Arizona State	--	--
14. LSU	5-3	13	14. Ole Miss	6-1	19	14. Duke	6-1	16	14. Duke	6-1	18	14. Florida State	6-1	14	14. Florida State	--	--
15. Oklahoma	7-2	16	15. Texas A&M	8-0	21	15. Ole Miss	6-1	17	15. Ole Miss	6-1	20	15. Oklahoma	7-2	15	15. Stanford	--	--
16. Duke	6-1	17	16. Texas	8-0	22	16. Michigan	4-3	9	16. LSU	5-3	13	16. Ole Miss	6-1	16	16. North Carolina	--	--
17. NC State	7-0	18	17. UCF	7-1	NR	17. Georgia Tech	6-1	19	17. East Carolina	6-1	16	17. NC State	7-0	19	17. Oklahoma State	--	--
18. Dallas Baptist	6-1	23	18. Auburn	5-3	8	18. Texas A&M	8-0	20	18. Michigan	4-3	9	18. Texas A&M	8-0	21	18. NC State	--	--
19. Georgia Tech	6-1	21	19. LSU	5-3	12	19. UCF	7-1	NR	19. Georgia Tech	6-1	22	19. Tennessee	7-0	NR	19. East Carolina	--	--
20. East Carolina	6-1	25	20. North Carolina	6-2	13	20. Auburn	5-3	8	20. Oklahoma	7-2	24	20. North Carolina	6-2	17	20. Duke	--	--
21. UCF	7-1	NR	21. TCU	5-1	20	21. East Carolina	6-1	21	21. Auburn	5-3	10	21. East Carolina	6-1	22	21. Texas A&M	--	--
22. North Carolina	6-2	19	22. Pepperdine	7-0	NR	22. Oklahoma	7-2	23	22. Dallas Baptist	6-1	27	22. LSU	5-3	20	22. Georgia Tech	--	--
23. Oklahoma State	5-2	24	23. Tennessee	7-0	NR	23. Dallas Baptist	6-1	NR	23. North Carolina	6-2	17	23. Texas	8-0	23	23. Ole Miss	--	--
24. Auburn	5-3	12	24. East Carolina	6-1	23	24. Tennessee	7-0	NR	24. Tennessee	7-0	NR	24. Oklahoma State	5-2	24	24. Wake Forest	--	--
25. Arizona	5-2	22	25. Long Beach State	5-2	NR	25. Long Beach State	5-2	NR	25. UCF	7-1	NR	25. Virginia	5-3	25	25. Oregon State	--	--
			26. Clemson	7-0	NR				26. TCU	5-1	25						
			27. Central Michigan	5-2	24				27. Texas	8-0	30						
			28. Oklahoma State	5-2	28				28. Oklahoma State	5-2	29						
			29. Tulane	6-1	NR				29. Clemson	7-0	NR						
			30. Georgia Tech	6-1	29				30. Arizona	5-2	23						

Preseason Poll

2020 Opponents in Bold



Hitting Totals/Streaks

MULTI-HIT GAMES	2	3	4	5+	2020	Career
Jordan Westburg	3	--	--	--	3	31
Rowdey Jordan	2	--	--	--	2	39
Landon Jordan	2	--	--	--	2	5
Kamren James	2	--	--	--	2	2
Justin Foscue	1	--	--	--	1	40
Josh Hatcher	1	--	--	--	1	24
Luke Hancock	1	--	--	--	1	3
Logan Tanner	--	1	--	--	1	1
Tanner Allen	--	--	--	--	--	50
Brad Cumbest	--	--	--	--	--	3
TEAM	12	1	--	--	13	--

MULTI-RBI GAMES	2	3	4	5+	2020	Career
Justin Foscue	2	1	--	--	3	24
Kamren James	2	--	--	--	2	2
Brandon Pimentel	1	1	--	--	2	2
Rowdey Jordan	1	--	--	--	1	25
Josh Hatcher	1	--	--	--	1	12
Jordan Westburg	--	--	--	--	--	22
Tanner Allen	--	--	--	--	--	21
Luke Hancock	--	--	--	--	--	3
Landon Jordan	--	--	--	--	--	3
Brad Cumbest	--	--	--	--	--	2
TEAM	7	2	--	--	9	--

HITTING STREAKS	Current	2020 Long	Career
Rowdey Jordan	--	5	7
Kamren James	--	4	4
Brandon Pimentel	--	4	4
Jordan Westburg	--	4	12
Josh Hatcher	--	3	6
Justin Foscue	3	3	10
Landon Jordan	--	2	4
Luke Hancock	1	1	3
Logan Tanner	--	1	1
Brad Cumbest	--	1	2
Tanner Allen	1	1	14
Bryce Brock	--	--	1

Spencer Price	1	--	1

REACHED BASED	CURRENT	2020	CAREER
Justin Foscue	11*	6	18
Jordan Westburg	26*	6	26
Rowdey Jordan	--	5	15 (2x)
Josh Hatcher	--	5	8
Kamren James	--	4	4
Brandon Pimentel	--	4	4
Tanner Allen	24*	3	24
Landon Jordan	--	3	6
Logan Tanner	1	1	1
Brad Cumbest	--	1	4
Luke Hancock	1	1	12
Bryce Brock	--	--	1

Spencer Price	1	--	1

* - Streak began in 2019

News and Notes

Loud Debut for MacLeod

- Redshirt-freshman **Christian MacLeod** made his collegiate debut in a start on the mound against Wright State on Saturday, Feb. 15 and quickly made his mark.
- The left-hander tossed five scoreless innings and allowed just three base runners. His first collegiate victory helped him secure SEC Co-Freshman of the Week and Collegiate Baseball National Player of the Week honor roll honors.
- MacLeod missed the 2019 campaign due to illness.

Rookie Record for MacLeod

- With 11 strikeouts in his collegiate debut, redshirt-freshman **Christian MacLeod** struck out the most batters in a debut at Mississippi State since at least 1985.
- Among pitchers making their collegiate debut in a start, his 11 punch outs bested **John Lalor's** and **Will Cox's** eight strikeout efforts.
- Scott Tanksley** (1993) and **Brandon Woodruff** (2012) each struck out eight in their first career starts, but it they had each made relief appearances prior to those starts.
- In Mississippi State history, only four freshman have struck out more batters in a game than MacLeod's 11 versus Wright State, as his total is tied for No. 6 since at least 1985.

K	Name	Opponent (Date)
8	John Lalor	Jackson State (March 9, 2005)
8	Will Cox	Mississippi Valley State (2/26/2012)

K	Name	Opponent (Date)
1. 15	Eric DuBose	LSU (5/12/1995)
2. 14	Eric DuBose	vs. Auburn (5/18/1995)
3. 13	Paul Maholm	South Carolina (4/14/2001)
4. 12	Nick Routt	Auburn (4/4/2009)
12	Chris George	Tennessee (4/9/1989)
6. 11	Christian MacLeod	Wright State (2/15/2020)
11	JT Ginn	at Florida (3/6/2019)
11	Mark Freed	UAB (4/14/1998)
9. 10	Paul Maholm	Auburn (3/10/2001)
10	Nelson Arriete	vs. Ole Miss (4/17/1988)

Reliable Riley

- Senior Riley Self continues to climb the all-time relief appearances chart, sitting at No. 7 on State's all-time list.
- The right-hander has made 74 appearances: 31 as a freshman, 18 as a sophomore, 23 during his junior season and two in 2020, thus far.
- Self owns a 12-2 overall record and nine saves in 101 2/3 innings of work over his 74 appearances.

Player (Seasons)	RA
1. Van Johnson (1995-98)	115
2. Jon Harden (1989-92)	110
3. Caleb Reed (2009-12)	92
4. Ross Mitchell (2012-15)	86
5. Jonathan Holder (2012-14)	81
6. Chad Girodo (2010-13)	78
7. Riley Self (2017-present)	75
Scott Tanksley (1993-95)	75
9. Pete Young (1987-89)	72
10. Scott Polk (1995-99)	71
Saunders Ramsey (2002-05)	71

Starting with a Sweep

- Mississippi State opened the 2020 season with a sweep of Wright State at Dudy Noble Field to mark the first back-to-back season opening sweeps since the 2010-11 seasons.
- The Diamond Dawgs opened the 2019 season with a three-game sweep of Youngstown State, marking the first time since 2015 the Bulldogs swept a series to open a season.
- In all, State has opened a season with a perfect home weekend on 14 occasions since 1990, when most college teams began starting the season with weekend series.
- Other season-opening sweeps include; 2015, 213, 2010, 2011, 2007, 2006, 2005, 2004, 2001, 1999, 1995 and 994.
- Of the 31 seasons since 1990, State has opened the year at home on 23 occasions.

Westy Works His Way On

- After finishing the 2019 season on a 20-game reached base streak, **Jordan Westburg** has brought that streak into the new season, extending it to 26 games through the first two weekends.
- With hits in each game of the first four games of the 2020 season, Westburg moved his hitting streak to a career-best 11 games before going hitless in the second game versus Oregon State.
- Westburg has reached base in 69 of 72 games over the past two seasons, including four reached base streaks of at least 10 games:

Streak	Span
14 games	Feb 15-March 8, 2019
15 games	March 13-April 5, 2019
14 games	April 7-May 3
26 games	May 4, 2019-present

Making the Debut

- On opening weekend, 11 student-athletes put on maroon & white for the first time, including five freshmen who made their collegiate debuts.
- In all, 12 Diamond Dawgs have made their first-career appearance in 2020.
 - Will Bednar *
 - David Dunlavey
 - Jaxen Forrester
 - Kamren James *
 - Carlisle Koestler
 - Tanner Leggett
 - Drew McGowan *
 - Chase Patrick
 - Brandon Pimentel
 - Jared Shemper
 - Landon Sims *
 - Logan Tanner *

* - denotes freshmen who made collegiate debut.

Uni Watch

- The old adage stats, "look good, feel good." And, when you feel good you usually preform well. Below is a list of how MSU has done in each of its uniforms over the past two seasons;

UNIFORM	2019	2020
Black '85s	10-0	1-1
Maroon '85s	14-5	2-0
White '85s	9-3	--
White Block State	8-1	2-0
Grey Vests	2-1	--
White Pinstripes	4-1	--
Grey Pinstripes	4-4	--
Alex Wilcox Uniforms	1-0	--

Going Camping

- Eight former Diamond Dawgs ended the 2019 Major League Baseball season on active rosters, while a ninth was a part of the 40-man roster.
- Entering the 2020 MLB season, those nine remain on the 40-man rosters for their respective teams, while eight others earned invitations to big league training camp.
- Adam Frazier** (Pittsburgh), **Kendall Graveman** (Seattle), **Jonathan Holder** (New York Yankees), **Dakota Hudson** (St. Louis), **Nate Lowe** (Tampa Bay), **Mitch Moreland** (Boston), **Hunter Renfroe** (Tampa Bay), **Chris Stratton** (Pittsburgh) and **Brandon Woodruff** (Milwaukee) each enter Spring Training on the 40-man rosters of their respective teams.
- Ben Bracewell** (Oakland), **Gavin Collins** (Cleveland), **Jack Kruger** (Los Angeles Angels), **Jacob Lindgren** (Chicago White Sox), **Jake Mangum** (New York Mets), **Jacob Robson** (Detroit), **Brent Rooker** (Minnesota) and **Ethan Small** (Milwaukee) earned non-roster invitations to MLB Spring Training.

SEC's Winningest First-Year Skipper

- Head coach **Chris Lemonis** will be the first person to tell you he inherited a very talented roster upon arrival in Starkville, but in his first season he posted the most wins by a first-year Southeastern Conference head coach in conference history.

<u>Wins</u>	<u>Head Coach, School</u>	<u>Season</u>
52	Chris Lemonis, Mississippi State	2019
44	Smoke Laval, LSU	2002
43	Nick Mingione, Kentucky	2017
43	Chad Holbrook, South Carolina	2013
43	Joe Arnold, Florida	1994
43	June Raines, South Carolina	1977

NOTE: The list below includes head coaches in their first year as a head coach in the conference, not at an SEC school.

Big League Talent

- Mississippi State is great at turning out major league talent, with 61 Diamond Dawgs reaching the highest level of the sport, but it is also great at keeping student-athletes from the draft.
 - The 2020 roster features four Bulldogs that had been drafted prior to the season,
- | <u>Name (Pos.)</u> | <u>Year</u> | <u>Round</u> | <u>Organization</u> |
|----------------------|-------------|--------------|---------------------|
| Tanner Allen (IF/OF) | 2017 | 36th | Chicago Cubs |
| | 2019 | 34th | Colorado Rockies |
| Eric Cerantola (LHP) | 2018 | 30th | Tampa Bay Rays |
| JT Ginn (RHP) | 2018 | 1st | Los Angeles Dodgers |
| Josh Hatcher (IF/OF) | 2017 | 39th | Los Angeles Angels |
- In 2019, Mississippi State saw a program-record 11 student-athletes drafted in the MLB First Year Player Draft, including junior **Tanner Allen** for the second time in his career.

Filling the New Dude

- Mississippi State opened the new Dudy Noble Field in stying, averaging a school-record 8,899 fans over 41 home dates in 2019, besting the 8,127 average from the 2014 season.
 - That average is helped by 10 crowds of 10,000-plus in 2019, which is the most in a single season in program history.
- | | <u>10</u> | <u>2019</u> |
|--|-----------|-------------|
| | 8 | 2016 |
| | 5 | 2013 |
| | 4 | 2014, 2007 |
- Along with the home crowd success, Mississippi State and Ole Miss drew a facility-record crowd of 8,638 fans for the 2019 Governor's Cup at Trustmark Park in Pearl, Mississippi on April 23.
 - State has added two more 10,000-plus crowd to start the 2020 season, as they packed 11,006 fans into the stands versus Wright State on February 15. The Dawgs then set a February program-record with 12,034 versus Oregon State on Feb. 22.
 - The 10,000-plus crowd was the 60th all-time at Dudy Noble Field and ranks No. 34 on the all-time attendance charts at Dudy Noble Field.

Ellis Enters Year 42, Honored by NCBWA

- The 2020 season marks year No. 42 for long-time MSU radio broadcaster **Jim Ellis** as the play-by-play announcer for Mississippi State baseball
- Ellis began his tenure in 1979 and is tied for the second-longest tenured broadcaster in Division I college baseball, trailing only Dave Nitz at Louisiana Tech (46 seasons). Ellis' 42 years are tied with Ole Miss' David Kellum and Southern Miss' John Cox.
- The new Dudy Noble Field features home and visiting radio booths inside the Jim Ellis Radio Suite, named for the iconic "Voice of the Diamond Dawgs."
- In February, Ellis was named the National Collegiate Baseball Writers Association's Wilbur Snyppe Award winner. The award is given yearly for outstanding contributions to college baseball.

Honors Tracker

Tanner Allen

Collegiate Baseball Newspaper Preseason All-America (second team)
D1Baseball Preseason All-America (third team)
NCBWA Preseason All-America (third team)
Perfect Game Preseason All-America (third team)
Preseason All-SEC (second team)

Jim Ellis

NCBWA Wilbur Snyppe Award (*outstanding contributions to college baseball*)

Justin Foscoe

MLBPipeline's Top-100 2020 MLB Draft Prospect (No. 58)
Baseball America Preseason All-America (second team)
Collegiate Baseball Newspaper Preseason All-America (second team)
D1Baseball Preseason All-America (second team)
NCBWA Preseason All-America (first team)
Perfect Game Preseason All-America (second team)
Preseason All-SEC (first team)

JT Ginn

MLBPipeline's Top-100 2020 MLB Draft Prospect (No. 15)
Baseball America Preseason All-America (first team)
Collegiate Baseball Newspaper Preseason All-America (second team)
D1Baseball Preseason All-America (second team)
NCBWA Preseason All-America (third team)
Perfect Game Preseason All-America (second team)

Josh Hatcher

Preseason All-SEC (second team)

Rowdey Jordan

Preseason All-SEC (second team)

Christian MacLeod

SEC Co-Freshman of the Week (Feb. 17)
Collegiate Baseball National Weekly Honor Roll (Feb. 17)

Jordan Westburg

MLBPipeline's Top-100 2020 MLB Draft Prospect (No. 42)
Collegiate Baseball Newspaper Preseason All-America (third team)
Perfect Game Preseason All-America (third team)
Preseason All-SEC (second team)





Going Yard

Below is a listing of all of the home runs for the 2020 season, including expanded data for those home runs that MSU hits at home.

Gm	Name	Inn.	On Base	Exit Velocity	Launch Angle	Distance
2	Tanner, Logan *	2	--	100	19	368 feet
4	Brandon Pimentel	8	3	105	19	372 feet
5	Josh Hatcher *	4	--	99	38	350 feet
6	Justin Foscue	4	--	99	33	377 feet

Four (4) total home run in 2020

(* - Home run led off an inning | ^ - Leadoff home run (bottom/top 1st)

The Last Time...

- SEC Tournament | % - NCAA Regional | ^ - NCAA Super Regional | \$ - College World Series

A MISSISSIPPI STATE TEAM...

Won 15+ Consecutive Games	17 - Feb. 15-March 8, 2013
Won 10+ Consecutive Games	14 - Feb. 23-March 16, 2019
Won 10+ Consecutive SEC Games	12 - April 30-May 25, 2016
Won 5+ Consecutive SEC Games	6 - May 4-17, 2019
Lost 5+ Consecutive Games	6 - May 7-16, 2015
Lost 5+ Consecutive SEC Games	6 - May 7-16, 2015
Swept a Three-Game Series	Wright State; February 14-16, 2020
<i>at Home</i>	<i>Wright State; February 14-16, 2020</i>
<i>on The Road</i>	<i>at Ole Miss; May 10-12, 2019</i>
Swept a Non-Conference Three-Game Series	Wright State; February 14-16, 2020
<i>at Home</i>	<i>Wright State; February 14-16, 2020</i>
<i>on The Road</i>	<i>at Hawaii-Hilo; 1985</i>
Swept a Three-Game SEC Series	at Ole Miss; May 10-12
<i>at Home</i>	<i>Georgia; April 26-28, 2019</i>
<i>on The Road</i>	<i>at Ole Miss; May 10-12, 2019</i>
Was Swept in a Three-Game Series	at Arkansas; April 18-20, 2019
<i>at Home</i>	<i>Vanderbilt; March 16-18, 2018</i>
<i>on The Road</i>	<i>at Arkansas; April 18-20, 2019</i>
Was Swept in a Three-Game Non-Conference Series	at Southern Miss; Feb. 16-18, 2018
<i>at Home</i>	<i>Southeastern Louisiana; Feb. 26-28, 2010</i>
<i>on The Road</i>	<i>at Southern Miss; Feb. 16-18, 2018</i>
Was Swept in a Three-Game SEC Series	at Arkansas; April 18-20, 2019
<i>at Home</i>	<i>Vanderbilt; March 16-18, 2018</i>
<i>on The Road</i>	<i>at Arkansas; April 18-20, 2019</i>
Played An Extra-Inning Game	W, 6-3 (11 innings) - at Tennessee; April 5, 2019
<i>Won An Extra-Inning Game</i>	<i>W, 6-3 (11 innings) - at Tennessee; April 5, 2019</i>
<i>Lost An Extra-Inning Game</i>	<i>L, 0-1 (10 innings) - Southern Miss; Feb. 22, 2019</i>
Played Consecutive Extra-Inning Games	May 4-5, 2018; at Alabama, W, 14-12 (10 innings) and L, 3-4 (10 innings)
Won Consecutive Extra-Inning Games	May 10-11, 2014; Tennessee, W, 1-0 (10 innings) and W, 4-3 (12 innings)
Won on a Walk-Off	W, 5-4 - vs. Auburn, June 16, 2019 \$
	Marshall Gilbert RBI single in the ninth inning
Won Consecutive Games Via A Walk-Off	May 10-11, 2014; Tennessee, W, 1-0 (10 innings) and W, 4-3 (12 innings)
	Seth Heck RBI single in the 10th inning
	Cody Walker bases loaded walk in the 12th inning

A MISSISSIPPI STATE OFFENSE...

Scored 30+ Runs	32 - Jackson State; April 29, 1988
Scored 25+ Runs	27 - Alcorn State; April 20, 2010
Scored 20+ Runs	24 - South Carolina; May 16, 2019
Scored 15+ Runs	24 - South Carolina; May 16, 2019
Scored 10+ Runs In An Inning	10 - ULM (4th); April 3, 2019
Scored 9+ Runs In An Inning	9 - at Ole Miss (4th); May 12, 2019
Scored 8+ Runs In An Inning	9 - at Ole Miss (4th); May 12, 2019
Had 30+ Hits	30 - Kentucky; April 30, 1989
Had 25+ Hits	26 - Little Rock; Feb. 28, 1999
Had 20+ Hits	21 - South Carolina; May 16, 2019
Had 20+ Hits in Back-to-Back Games	Auburn (20, 21); March 23-24, 2019
Had 6+ Home Runs	6 - at UAB; March 18, 2008
Had 5+ Home Runs	5 - Alabama; May 2, 2009
Hit Back-To-Back Home Runs	1st Inning, Dustin Skelton (Grand Slam)/Tanner Allen (Solo) - ULM; April 3, 2019
Hit Back-To-Back-To-Back Home Runs	8th Inning, Russ Sneed (2R HR)/Connor Powers (Solo)/Ryan Duffy (Solo); Alabama, May 3, 2009
Had 3+ Triples	3 - Southern Cal; March 14, 2004
Had 8+ Doubles	8 - Auburn; March 24, 2019
Had 7+ Doubles	7 - Georgia; April 26, 2019
Had 6+ Doubles	7 - Georgia; April 26, 2019
Had 10+ Walks	11 - Oregon State; February 22, 2020
Had 9+ Stolen Bases	10 - Arkansas-Pine Bluff; March 18, 2017
Had 8+ Stolen Bases	10 - Arkansas-Pine Bluff; March 18, 2017
Didn't Strikeout in a Game	Jackson State; Feb. 26, 2019
Had Two or Fewer Strikeouts	2 - South Alabama; April 10, 2019
Was Shut Out	vs. Vanderbilt (0-1); May 23, 2019 #
<i>at Home</i>	<i>Southern Miss (0-1); Feb. 22, 2019</i>
<i>on The Road</i>	<i>at Texas A&M-1 (0-1); May 4, 2019</i>
<i>Back-To-Back Games</i>	<i>Auburn (0-5, 0-4); March 27-28, 2015</i>
<i>Three-Straight Games</i>	<i>vs. Southern Miss (0-3); March 24, 2018 and Auburn (0-5, 0-4); March 27-28, 2015</i>

A MISSISSIPPI STATE PITCHING STAFF...

Held Opponent To 1 Hit	at Texas A&M; May 3, 2019
Held Opponent To 2 Hits	Texas Southern; April 16, 2019
Struck Out 20+ Batters	Not Since At Least 2004
Struck Out 15+ Batters	15 - Wright State; February 16, 2020
Did Not Issue A Walk	at Texas A&M-2; May 4, 2019
Shut Out An Opponent	at Ole Miss; May 10, 2019 (2-0)
<i>at Home</i>	<i>Alabama; April 12, 2019 (6-0)</i>
<i>on The Road</i>	<i>at Ole Miss; May 10, 2019 (2-0)</i>
<i>Neutral Site Game</i>	<i>vs. Washington; June 16, 2018 \$</i>
<i>Postseason Game</i>	<i>vs. Washington; June 16, 2018 \$</i>
<i>Recorded Back-To-Back Shutouts</i>	<i>2016 (Nicholls State, Feb. 28 [8-0] and Alcorn State, March 1 [14-0])</i>
Shut Out An SEC Opponent.	at Ole Miss; May 10, 2019 (2-0)
<i>At Home</i>	<i>Alabama; April 12, 2019 (6-0)</i>
<i>On The Road</i>	<i>at Ole Miss; May 10, 2019 (2-0)</i>
<i>Neutral Site</i>	<i>vs. Georgia; May 24, 2017 (3-0) #</i>

A MISSISSIPPI STATE BATTER HAD...

Hit for the Cycle	Brad Freeman; South Alabama, Feb. 17, 1998
Walk-Off Hit	Marshall Gilbert; vs. Auburn, June 16, 2019 \$
8+ At-Bats	8 - Jordan Westburg, Tanner Allen & Rowdey Jordan vs. LSU, May 22, 2019 #
6+ Hits	6 - Adam Frazier; at Virginia, June 8, 2013
5+ Hits	5 - Tanner Allen; South Carolina, May 16, 2019
4+ Hits	4 - Tanner Allen; Central Michigan, June 1, 2019 %
2+ Hits In An Inning	Dustin Skelton (1B, 1B; 4th inning); at Ole Miss, May 12, 2019
5+ Runs	5 - Jon Knott; Little Rock, Feb. 28, 1999
4+ Runs	4 - Tanner Allen & Jake Mangum; South Carolina, May 16, 2019
3+ Doubles	3 - Justin Foscue; Georgia, April 26, 2019
2+ Triples	2 - C.T. Bradford; at Arizona, March 9, 2014
3+ Home Runs	3 - Brent Rooker; vs. Kentucky, April 8, 2017
2+ Home Runs	2 - Josh Hatcher; May 17, 2019
Inside-The-Park Home Run	Cody Brown; vs. Kentucky, April 7, 2017
Pinch Hit Home Run	Cole Gordon; vs. South Alabama, June 4, 2017
Leadoff Home Run (<i>Top or bottom of 1st inning</i>)	Jake Mangum (Top 1st); at Florida-1, March 16, 2019
Walk-Off Home Run	Elijah MacNamee (2-run HR); at Vanderbilt, June 8, 2018
Hit a Grand Slam	Dustin Skelton; South Carolina, May 16, 2019
Multiple Grand Slams	Never
A Pinch Hit Grand Slam	Never
10+ RBIs	11 - Jason Nappi; at UAB, March 18, 2008
9+ RBIs	9 - Ryan Duffy; vs. Jackson State, April 6, 2010
8+ RBIs	8 - Brent Rooker; vs. Indiana State, Feb. 24, 2017
7+ RBIs	7 - Jordan Westburg; vs. North Carolina, June 19, 2018 \$
10+ Total Bases	13 - Brent Rooker; vs. Kentucky, April 8, 2017
4+ Walks	4 - Seth Heck; vs. Marshall, Feb. 21, 2015
3+ Walks	3 - Rowdey Jordan; Georgia, April 26, 2019
4+ Stolen Bases	4 - Derrick Armstrong; vs. Michigan State, March 1, 2014
3+ Stolen Bases	3 - Brent Rooker; vs. Arkansas-Pine Bluff, March 14, 2017
Stole Home	Hunter Stovall; vs. Alcorn State, March 1, 2016
3+ Hit By Pitches	3 - Jordan Westburg; Youngstown State-2, Feb. 16, 2019

A MISSISSIPPI STATE PITCHER HAD...

A Perfect Game	J.T. Peatross; Mississippi College (1-0), 1918
A No-Hitter	Gene Morgan; at Hawaii-Hilo (2-0), April 6, 1985
A Complete Game (9 Inn.)	Jacob Billingsley; at Southern Miss (8-1), June 6, 2017 %
A Complete Game (7 Inn.)	JT Ginn; at Texas A&M-1 (0-1), May 4, 2019
<i>Complete-Game 1-Hitter</i>	<i>Unknown</i>
<i>Complete-Game 2-Hitter</i>	<i>Ricky Bowen; vs. Ole Miss, March 16, 2008</i>
<i>Consecutive Complete Games</i>	<i>Dakota Hudson; 2016 (at Auburn (4-0), May 13 and Arkansas (7-0), May 19)</i>
A Complete-Game Shutout	Dakota Hudson; vs. Arkansas (7-0), May 19, 2016
<i>at Home</i>	<i>Dakota Hudson; vs. Arkansas (7-0), May 19, 2016</i>
<i>on The Road</i>	<i>Dakota Hudson; at Auburn (4-0), May 13, 2016</i>
<i>SEC Game</i>	<i>Dakota Hudson; vs. Arkansas (7-0), May 19, 2016</i>
<i>as a Freshman</i>	<i>Scott Tanksley; vs. Mississippi College (6-0), April 20, 1993</i>
<i>Postseason Game</i>	<i>B.J. Wallace; vs. Nicholls State (1-0), May 21, 1992 %</i>
17+ Strikeouts	17 - Chris Stratton; at LSU, March 16, 2012
15+ Strikeouts	15 - Ethan Small; Alabama, April 14, 2019
10+ Strikeouts	11 - Christian MacLeod; Wright State, February 15, 2020
Recorded Two Saves In One Day	Trevor Fitts; vs. Marshall and Alabama A&M, Feb. 22, 2015

A MISSISSIPPI STATE DEFENSE...

Turned 5+ Double Plays	5 - San Diego, March 8, 2015
Turned 4+ Double Plays	5 - San Diego, March 8, 2015
Turned 3+ Double Plays	3 - Miami (Fla.), June 1, 2019 %
Turned A Triple Play	Auburn-Montgomery, March 9, 1991
Had 5+ Errors	5 - at Vanderbilt, March 18, 2011
Threw Out 3 Base Runners	3 - Gavin Collins; Eastern Illinois, March 1, 2014

Hit It Hard

Top 10 Exit Velocities

Below is a listing of the top-10 hardest hit balls by MSU in 2020.

<i>Exit Velocity</i>	<i>Name</i>	<i>Opponent</i>	<i>Result</i>
109.7	Jordan Westburg	Wright State (2/15)	Fly out
106.4	Justin Foscue	Oregon State (2/21)	Single
106.3	Logan Tanner	Wright State (2/15)	Double
105.6	Brandon Pimentel	Oregon State (2/23)	Line out
105.4	Josh Hatcher	Wright State (2/14)	Double
105.1	Brandon Pimentel	Oregon State (2/21)	Home Run
104.7	Jordan Westburg	Oregon State (2/21)	Double
104.6	Tanner Allen	Wright State (2/14)	Ground Out
104.2	Landon Jordan	Wright State (2/15)	Line out
103.7	Landon Jordan	Oregon State (2/23)	Ground out

Individual Exit Velocities

Below is a listing of each MSU student-athlete's average and top exit velocity of the 2020 season.

<i>Name</i>	<i>Average EV</i>	<i>Top EV</i>
Allen, Tanner	92.5	104.6
Brock, Bryce	75.5	75.5
Cumbest, Brad	87.9	87.9
Foscue, Justin	90.4	106.4
Hancock, Luke	76.7	57.7
Hatcher, Josh	94.9	105.4
James, Kamren	88.3	89.2
Jordan, Landon	98.1	104.2
Jordan, Rowdey	87.9	102.1
McGowan, Drew	85.1	92.8
Pimentel, Brandon	90.9	105.6
Tanner, Logan	89.9	106.3
Westburg, Jordan	94.4	109.7

Barrel Count

Below is a listing of each MSU student-athlete's total barreled balls in 2020.

<i>Name</i>	<i>2020 Barrels</i>	<i>2019 Barrels</i>
Allen, Tanner	1	24
Brock, Bryce	--	1
Cumbest, Brad	--	3
Foscue, Justin	2	29
Hancock, Luke	--	2
Hatcher, Josh	3	8
Jordan, Landon	3	4
Jordan, Rowdey	2	15
McGowan, Drew	--	--
Pimentel, Brandon	3	3
Tanner, Logan	1	1
Westburg, Jordan	2	20

NOTE: A barreled ball is 98-plus exit velocity and a 10-35 degree launch angle. Barreled balls include all balls put in play.



Season Statistics

Record: 5-1 Home: 5-1 Away: 0-0 SEC: 0-0

Player	avg	gp-gs	ab	r	h	2b	3b	hr	rbi	tb	slg%	bb	hp	so	gdp	ob%	sf	sh	sb-att	po	a	e	fld%
11 Westburg, Jordan	.318	6-6	22	6	7	2	0	0	1	9	.409	3	2	3	0	.444	0	0	1-1	8	12	2	.909
4 Jordan, Rowdey	.318	6-6	22	7	7	1	0	0	3	8	.364	4	0	8	0	.407	1	0	0-0	12	0	0	1.000
17 Foscue, Justin	.316	6-6	19	6	6	3	0	1	10	12	.632	7	0	0	0	.500	0	0	1-1	9	14	1	.958
6 James, Kamren	.261	6-6	23	2	6	1	0	0	4	7	.304	1	0	7	0	.292	0	0	0-0	2	8	1	.909
10 Hatcher, Josh	.238	6-6	21	4	5	1	0	1	3	9	.429	2	0	7	0	.292	1	0	0-0	35	8	1	.977
19 Tanner, Logan	.222	6-4	18	2	4	1	0	1	2	8	.444	2	0	4	1	.300	0	0	0-0	62	2	0	1.000
50 Pimentel, Brandon	.174	6-6	23	3	4	1	0	1	5	8	.348	2	0	9	0	.240	0	0	0-0	6	0	0	1.000

20 Hancock, Luke	.667	2-2	3	0	2	0	0	0	0	2	.667	0	1	0	0	.750	0	0	0-0	12	3	0	1.000
9 Jordan, Landon	.294	6-5	17	3	5	0	0	0	0	5	.294	4	0	3	0	.429	0	0	0-0	0	0	0	.000
33 Cumbest, Brad	.250	4-1	4	0	1	1	0	0	0	2	.500	0	0	3	0	.250	0	0	0-0	1	0	0	1.000
5 Allen, Tanner	.125	3-2	8	2	1	0	0	0	1	1	.125	1	1	2	1	.300	0	0	0-0	3	0	0	1.000
8 McGowan, Drew	.000	3-2	5	0	0	0	0	0	0	0	.000	0	0	1	0	.000	0	0	0-0	1	0	0	1.000
31 Leggett, Tanner	.000	2-1	4	0	0	0	0	0	0	0	.000	0	0	4	0	.000	0	0	0-0	0	0	0	.000
27 Brock, Bryce	.000	5-1	3	0	0	0	0	0	1	0	.000	0	0	2	0	.000	0	1	0-1	4	0	0	1.000
Totals	.250	6	192	35	48	11	0	4	30	71	.370	26	4	53	2	.348	2	1	2-3	162	52	5	.977
Opponents	.203	6	197	22	40	9	2	1	18	56	.284	29	3	73	4	.313	1	0	4-8	147	50	6	.970

LOB - Team (43), Opp (46). DPs turned - Team (5), Opp (2). Picked off - James 1.

(All games Sorted by Earned run avg)

Player	era	w-l	app	gs	cg	sho	sv	ip	h	r	er	bb	so	2b	3b	hr	b/avg	wp	hp	bk	sfa	sha
37 Cerantola, Eric	1.00	1-0	2	2	0	0/0	0	9.0	5	2	1	8	14	2	0	0	.156	3	0	0	0	0
28 MacLeod, Christian	1.80	2-0	2	2	0	0/0	0	10.0	6	2	2	2	18	2	0	0	.171	2	0	0	1	0
24 Bednar, Will	3.00	0-0	2	0	0	0/0	0	6.0	4	2	2	4	9	1	0	0	.174	2	1	0	0	0

55 Price, Spencer	0.00	0-0	2	0	0	0/0	0	2.0	0	0	0	0	4	0	0	0	.000	0	0	0	0	0
40 Forrester, Jaxen	2.45	0-0	3	0	0	0/0	0	3.2	3	1	1	1	3	1	0	0	.231	2	0	0	0	0
46 Dunlavey, David	3.00	1-0	1	0	0	0/0	0	3.0	2	1	1	2	2	0	0	0	.200	1	0	0	0	0
14 Self, Riley	3.00	0-0	3	0	0	0/0	0	3.0	2	1	1	0	1	0	1	0	.182	0	1	0	0	0
29 Koestler, Carlisle	5.40	0-0	2	1	0	0/0	0	5.0	7	3	3	3	7	2	0	0	.318	0	0	1	0	0
23 Sims, Landon	6.00	0-0	3	0	0	0/0	0	3.0	2	2	2	2	6	1	0	0	.182	2	1	0	0	0
18 Patrick, Chase	6.00	1-0	2	0	0	0/0	0	3.0	2	2	2	2	2	0	0	1	.222	0	0	0	0	0
3 Ginn, JT	6.00	0-0	1	1	0	0/0	0	3.0	3	2	2	2	4	0	1	0	.273	1	0	2	0	0
30 Shemper, Jared	10.80	0-1	3	0	0	0/0	1	3.1	4	4	4	3	3	0	0	0	.308	1	0	0	0	0
Totals	3.50	5-1	6	6	0	0/0	1	54.0	40	22	21	29	73	9	2	1	.203	14	3	3	1	0
Opponents	5.51	1-5	6	6	0	0/0	0	49.0	48	35	30	26	53	11	0	4	.250	2	4	1	2	1

PB - Team (1), Tanner 1, Opp (1). Pickoffs - Team (0), Opp (1). SBA/ATT - Hancock (3-4), Ginn (3-3), Tanner (1-2), Koestler (1-2), Dunlavey (0-1), MacLeod (0-1), Patrick (0-1).

Results

Date	Opponent		Score	Inns	Overall	SEC	Pitcher of record	Attend	Time
Feb 14, 2020	WRIGHT STATE	w	9-6	9	1-0-0	0-0-0	Patrick (W 1-0)	9509	3:26
Feb 15, 2020	WRIGHT STATE	w	6-2	9	2-0-0	0-0-0	MacLeod (W 1-0)	11006	3:01
Feb 16, 2020	WRIGHT STATE	w	5-1	9	3-0-0	0-0-0	Cerantola (W 1-0)	8173	2:42
Feb 21, 2020	OREGON STATE	w	6-2	9	4-0-0	0-0-0	Dunlavey (W 1-0)	8297	3:24
Feb 22, 2020	OREGON STATE	w	7-4	9	5-0-0	0-0-0	MacLeod (W 2-0)	12034	3:20
Feb 23, 2020	OREGON STATE	L	2-7	9	5-1-0	0-0-0	Shemper (L 0-1)	8209	2:56

() extra inning game



Non-Starter Statistics

Player	avg	gp-gs	ab	r	h	2b	3b	hr	rbi	tb	slg%	bb	hp	so	gdp	ob%	sf	sh	sb-att	po	a	e	fld%
33 Cumbest, Brad	.500	3-0	2	0	1	1	0	0	0	2	1.000	0	0	1	0	.500	0	0	0-0	1	0	0	1.000
19 Tanner, Logan	.000	2-0	5	0	0	0	0	0	0	0	.000	0	0	1	0	.000	0	0	0-0	8	1	0	1.000
31 Leggett, Tanner	.000	1-0	1	0	0	0	0	0	0	0	.000	0	0	1	0	.000	0	0	0-0	0	0	0	.000
9 Jordan, Landon	.000	1-0	1	0	0	0	0	0	0	0	.000	0	0	0	0	.000	0	0	0-0	0	0	0	.000
27 Brock, Bryce	.000	4-0	1	0	0	0	0	0	0	0	.000	0	0	1	0	.000	0	1	0-1	4	0	0	1.000
5 Allen, Tanner	.000	1-0	0	0	0	0	0	0	1	0	.000	0	1	0	0	1.000	0	0	0-0	0	0	0	.000

8 McGowan, Drew	.000	1-0	0	0	0	0	0	0	0	0	.000	0	0	0	0	.000	0	0	0-0	1	0	0	1.000
Totals	.100	6	10	0	1	1	0	0	1	2	.200	0	1	4	0	.182	0	1	0-1	18	5	0	1.000
Opponents	.000	6	5	0	0	0	0	0	0	0	.000	1	1	4	0	.286	0	0	0-0	1	4	0	1.000

(All games Sorted by Earned run avg)

Player	era	w-l	app	gs	cg	sho	sv	ip	h	r	er	bb	so	2b	3b	hr	b/avg	wp	hp	bk	sfa	sha
55 Price, Spencer	0.00	0-0	2	0	0	0/0	0	2.0	0	0	0	0	4	0	0	0	.000	0	0	0	0	0
40 Forrester, Jaxen	2.45	0-0	3	0	0	0/0	0	3.2	3	1	1	1	3	1	0	0	.231	2	0	0	0	0
24 Bednar, Will	3.00	0-0	2	0	0	0/0	0	6.0	4	2	2	4	9	1	0	0	.174	2	1	0	0	0
46 Dunlavy, David	3.00	1-0	1	0	0	0/0	0	3.0	2	1	1	2	2	0	0	0	.200	1	0	0	0	0
14 Self, Riley	3.00	0-0	3	0	0	0/0	0	3.0	2	1	1	0	1	0	1	0	.182	0	1	0	0	0
23 Sims, Landon	6.00	0-0	3	0	0	0/0	0	3.0	2	2	2	2	6	1	0	0	.182	2	1	0	0	0
18 Patrick, Chase	6.00	1-0	2	0	0	0/0	0	3.0	2	2	2	2	2	0	0	1	.222	0	0	0	0	0
30 Shemper, Jared	10.80	0-1	3	0	0	0/0	1	3.1	4	4	4	3	3	0	0	0	.308	1	0	0	0	0
29 Koestler, Carlisle	13.50	0-0	1	0	0	0/0	0	2.0	5	3	3	1	3	2	0	0	.455	0	0	0	0	0
Totals	4.97	2-1	6	0	0	0/0	1	29.0	24	16	16	15	33	5	1	1	.222	8	3	0	0	0
Opponents	3.52	1-1	6	0	0	0/0	0	23.0	19	12	9	12	24	3	0	2	.218	0	1	0	0	1

Team Game-by-Game

Batting (All games)

Date	Opponent	ab	r	h	rbi	2b	3b	hr	tb	bb	ibb	sb	cs	hbp	sac	sf	gdp	k	po	a	e	lob	avg
Feb 14	WRIGHT STATE	35	9	10	5	2	0	0	12	6	0	0	0	0	0	0	1	4	27	17	1	8	.286
Feb 15	WRIGHT STATE	35	6	13	6	4	0	1	20	2	0	0	0	0	0	1	0	7	27	6	1	8	.329
Feb 16	WRIGHT STATE	31	5	7	5	3	0	0	10	2	0	2	0	0	0	1	1	6	27	7	1	5	.297
Feb 21	OREGON STATE	30	6	8	5	1	0	1	12	4	0	0	1	1	1	0	0	16	27	8	0	6	.290
Feb 22	OREGON STATE	31	7	7	7	0	0	1	10	11	0	0	0	2	0	0	0	10	27	8	0	13	.278
Feb 23	OREGON STATE	30	2	3	2	1	0	1	7	1	0	0	0	1	0	0	0	10	27	6	2	3	.250
Totals		192	35	48	30	11	0	4	71	26	0	2	1	4	1	2	2	53	162	52	5	43	.250

Pitching (All games)

Date	Opponent	ip	h	r	er	bb	so	2b	3b	hr	wp	bk	hbp	dp	ibb	score	w-l	sv	era
Feb 14	WRIGHT STATE	9.0	8	6	6	8	10	2	1	0	4	2	1	2	0	9-6	1-0	1	6.00
Feb 15	WRIGHT STATE	9.0	4	2	2	3	15	2	0	0	2	0	0	0	0	6-2	2-0	1	4.00
Feb 16	WRIGHT STATE	9.0	4	1	1	3	15	1	1	0	0	0	0	1	0	5-1	3-0	1	3.00
Feb 21	OREGON STATE	9.0	6	2	2	4	10	1	0	0	1	1	0	0	0	6-2	4-0	1	2.75
Feb 22	OREGON STATE	9.0	8	4	4	3	13	1	0	1	2	0	1	0	0	7-4	5-0	1	3.00
Feb 23	OREGON STATE	9.0	10	7	6	8	10	2	0	0	5	0	1	2	0	2-7	5-1	1	3.50
Totals		54.0	40	22	21	29	73	9	2	1	14	3	3	5	0	35-22	5-1	1	3.50



Dudy Noble Field

Biography

The largest on-campus facility in college baseball, Dudy Noble Field will see the 54th season of Mississippi State baseball at its current site in 2020. With over 1,600 games played at the venue, the Diamond Dawgs have a .729 winning percentage at the facility, which recently received a \$68-million upgrade.

The field is named in honor of longtime MSU baseball coach, athletics director and ABCA Hall of Famer Clarke Randolph "Dudy" Noble. On April 27, 1998 the facility was renamed Dudy Noble Field, Polk-DeMent Stadium, honoring another ABCA Hall of Famer, former Bulldog skipper Ron Polk, and the late Gordon DeMent, a successful businessman and longtime fan of the Diamond Dawgs from Indianola, Mississippi.

The Origin

From 1929 until 1964, Mississippi State hosted its baseball games at the original on-campus venue, Hardy Field, which was located several hundred yards to the south of the Bulldogs' home football venue, Davis Wade Stadium at Scott Field. The baseball field was closed following the 1964 season to make way for the construction of Dorman Hall and for the next two seasons the Diamond Dawgs played their home games at Redbird Park in Columbus, Mississippi, capturing SEC titles both seasons at their temporary home.

The tin-roofed grandstand and 2,000-seat bleachers from the original Dudy Noble Field were transported to the stadium's present site, which became playable for the 1967 season. Since that time, facility enhancements have followed at a steady pace to make the "Carnegie Hall of College Baseball" one of the finest all-around facilities on the road to Omaha. Among with numerous upgrades, the current site has seen two complete demolitions and reconstructions, the latest occurring during a three-year span (2017-19) and opening prior to the start of the 2019 campaign.

Leading the Attendance Boom

With a laundry list of legendary names on its all-time roster, it comes as no surprise that Mississippi State ranks among the nation's attendance leaders year in and year out. The Dudy Noble Field faithful have sold out the reserved seating allotment every season since 1987.

Along with routinely hosting some of the largest crowds in the SEC, ten of the last 12 three-day Super Bulldog Weekend series have drawn more than 25,000 fans.

MSU eclipsed the 200,000 mark in paid attendance at Dudy Noble Field for six-straight seasons between 2012-17, marking the first such occurrence in the program's history. In 2013, the Diamond Dawgs' five-millionth fan walked through the turnstiles at Dudy Noble Field. Since home attendance figures were charted starting in 1976, the "Carnegie Hall of College Baseball" has seen 6,570,338 fans rush through the gates.

In 19 of the last 20 seasons, Mississippi State has averaged 6,000 fans per game, including a record average of 8,899 during the 2019 campaign. Overall, State has eclipsed the 200,000-fan mark 12 times since 2002, with a school-record 373,784 viewing the 2019 home schedule.

Of the top 25 all-time college baseball on-campus attendances, Dudy Noble Field finds itself on the list 19 times, most notably owning the all-time on-campus attendance record of 15,586 on April 12, 2014. The Bulldogs own 15 of the top 16 marks in NCAA on-campus history and are the only NCAA baseball program to boast on-campus attendances of 14,000 or more. The five largest NCAA Super Regional crowds have all assembled in Starkville, Mississippi, as well.

From April 11-13, 2014, the Bulldog faithful flooded the gates at Dudy Noble Field to the tune of 39,181 fans for a three-game series versus Ole Miss. The nearly 40,000 fans on the weekend set an NCAA on-campus attendance record for a three-game series.

Dudy Noble Field has ushered in crowds of 10,000 or better 61 times, including 2007 NCAA Super Regional-record draws of 13,715 and 12,620 for nationally-televised, late-morning games against Clemson. In 2019, the first season of the "New Dude," the Diamond Dawgs garnered crowds of 10,000-plus a school-record 10 times.

Mississippi State has hosted 25 postseason events at the facility, including three NCAA District III Tournaments (1973-75), five SEC tournaments (1979, 81, 83, 88 & 95), 15 NCAA Regionals (1979, 84-85, 87-89, 90, 92, 97, 2000, 03, 13, 16 & 19) and three NCAA Super Regionals (2007, 16 & 19).

The Left Field Lounge

The aura of Mississippi State baseball at Dudy Noble Field is certainly not confined to the loyal legions in the impressive grandstand, pro-style luxury sky suites or luxurious Left Field Lofts.

In fact, some of the more highly-prized seats at Bulldog baseball games are found beyond the outfield fence in the Left Field Lounge™. Waiting lists greet those seeking to purchase one of the 96 outfield lounges in the iconic two-level outfield tailgate.

Once a colorful assortment of pickup trucks, motor homes, and trailers — most equipped with grills — lined the outfield fence, completing a circle of humanity at Dudy Noble Field. Now, the permanent lounge spaces are connected to the concourse, allowing everyone to stroll through and experience the iconic lounge culture.

What began in the late 1960s as a popular gathering spot for baseball-loving MSU supporters now forms college baseball's largest tailgate party.

The "New Dude"

The second demolition at the current site occurred following the 2017 season and the \$68 million facility opened its gates for the 2019 campaign. Architect Wier Boerner Allin, along with consultants Populous and famed stadium architect/State alum Janet Marie Smith designed the project, while construction manager ICM and general contractor JESCO Construction, Inc. oversaw the construction.

Covering 12 acres of land on the Mississippi State University campus, the 230,000 square foot facility carries on Dudy Noble Field's legacy as the "Carnegie Hall of College Baseball." Installation of the second largest scoreboard in college baseball, measuring 43 feet wide by 60 feet high, started the project in 2017. The board, which was the largest in college baseball upon installation, is larger than boards owned by three Major League Baseball teams. The addition of 96 permanent Left Field Lounge rigs encircling the outfield followed during the fall of 2018.

The concourse and lower-level grandstands were in place for the 2018 season, with the Diamond Suites, upper-deck reserved seating area and three unique club areas — Farm Bureau Triple Crown Club, Charlie and Dana Stephenson Omaha Club and The Rooftop Club — were completed prior to the 2019 campaign. The newest version of Dudy Noble Field also features increased restroom facilities and concession points of sale.

The player spaces also received an upgrade, expanding to cover 18,000 square feet underneath the facility. The fully-equipped Bruce and Julie Martin Locker Room includes an embedded equipment room, houses 40 wooden lockers and features an oversized, dimensional halo-lit '85 Script Mississippi State sign is suspended overhead in the middle of the room.

The more spacious locker room includes an attached training room with whirlpool and fully-functional fueling station. The Mitch Moreland Hitting Tunnel, which is equipped with HitTrax, and Turner & Gloria Wingo Team Lounge are easily accessed from the home dugout, with the eye-popping player entrance and Hassell H. Franklin Omaha Room greeting players as they enter the facility. The Pat McMahon Pitching Lab is also housed under the stadium, featuring arm care and conditioning equipment, one oversized turfed mound with three pitching rubbers and state of the art video equipment.

Top-25 Crowds

	Attendance	Opponent	Date
1.	15,586 *	Ole Miss	April 12, 2014
2.	15,078	Texas A&M	April 16, 2016
3.	14,991	Florida	April 22, 1989
4.	14,562	Auburn	April 20, 2013
5.	14,378	LSU	April 16, 1988
6.	13,761	Arkansas	April 25, 1992
7.	13,715 ^	Clemson	June 9, 2007
8.	13,691	Kentucky	April 8, 2017
9.	13,617	Georgia	April 8, 2006
10.	13,452 ^	Arizona	June 11, 2016
11.	13,224	Ole Miss	April 11, 2014
12.	13,132 ^	Stanford	June 8, 2019
13.	13,123	Ole Miss	April 15, 2000
14.	13,004	Florida	April 18, 2015
15.	12,913 ^	Arizona	June 10, 2016
16.	12,708	Auburn	April 24, 1993
17.	12,620 ^	Clemson	June 8, 2007
18.	12,360	Georgia	April 6, 2002
19.	12,343	Auburn	March 23, 2019
20.	12,034	Oregon State	February 22, 2020
21.	11,763	Auburn	April 12, 2003
22.	11,648	LSU	March 30, 2019
23.	11,597 ^	Stanford	June 9, 2019
24.	11,515	Ole Miss	April 2, 2016
25.	11,511	Central Michigan	June 1, 2019

* - NCAA on-campus attendance record

^ - NCAA Regional

- NCAA Super Regional

NOTE: Mississippi State owns 61 crowds of 10,000-plus in the history of the program. The top seven (7) crowds in Dudy Noble Field history are also the top seven (7) on-campus crowds in NCAA history.



Media Roster



2 | KC Hunt
RHP | L/R | Fr./Fr.
Wycoff, N.J.




3 | JT Ginn
RHP | R/R | So./So.
Brandon, Miss.



4 | Rowdey Jordan
OF | S/R | Jr./Jr.
Auburn, Ala.



5 | Tanner Allen
OF | L/R | Jr./Jr.
Theodore, Ala.



6 | Kamren James
IF | R/R | Fr./Fr.
Southaven, Miss.



7 | Brandon Smith
RHP | R/R | So./So.
Richland, Miss.




8 | Drew McGowan
OF/RHP | L/R | Fr./Fr.
Hopkinsville, Ky.



9 | Landon Jordan
IF | L/R | So./So.
Poplarville, Miss.



10 | Josh Hatcher
IF/OF | L/L | Jr./Jr.
Albany, Ga.



11 | Jordan Westburg
IF | R/R | Jr./Jr.
New Braunfels, Texas



13 | Davis Rokose
LHP | L/L | Fr./Fr.
Johns Creek, Ga.



14 | Riley Self
RHP | R/R | Sr./Sr.
Coldwater, Miss.



16 | Jack Eagan
LHP | L/L | 5th/Sr.
Wautoma, Wis.



17 | Justin Foscue
IF | R/R | So.
Huntsville, Ala.



18 | Chase Patrick
RHP | R/R | Jr./Jr.
Ellaville, Ga.




19 | Logan Tanner
C/RHP | R/R | Fr./Fr.
Lucedale, Miss.



20 | Luke Hancock
C | L/R | So./So.
Houston, Miss.




23 | Landon Sims
RHP | R/R | Fr./Fr.
Cumming, Ga.



24 | Will Bednar
RHP | R/R | Fr./Fr.
Valencia, Pa.



26 | Xavier Lovett
RHP | R/R | Fr./Fr.
Houston, Texas



27 | Bryce Brock
OF | L/L | So./So.
Hernando, Miss.




28 | Christian MacLeod
LHP | L/L | So./Fr.
Huntsville, Ala.



29 | Carlisle Koestler
RHP | R/R | Gr./Sr.
Vicksburg, Miss.



30 | Jared Shemper
LHP | R/L | Jr./Jr.
Germantown, Tenn.



31 | Tanner Leggett
IF | R/R | Jr./Jr.
Raymond, Miss.



32 | Mason Land
IF | L/R | Fr./Fr.
Pensacola, Fla.



33 | Brad Cumbest
OF | R/R | So./So.
Hurley, Miss.



34 | Hunter French
OF | R/R | Fr./Fr.
Southaven, Miss.



36 | Hunter Blalock
OF | R/R | So./Fr.
Madison, Miss.



37 | Eric Cerantola
RHP | R/R | So./So.
Oakville, Ontario



40 | Jaxen Forrester
RHP | R/R | Jr./Jr.
Spanish Fort, Ala.



44 | Austin Kelly
C | R/R | Fr./Fr.
Leland, Miss.



46 | David Dunlavy
RHP | R/R | Gr./Sr.
Spartanburg, S.C.



48 | Houston Harding
LHP | L/L | Jr./Jr.
Walls, Miss.



50 | Brandon Pimentel
IF/OF | L/L | So./So.
El Paso, Texas



55 | Spencer Price
RHP | R/R | Gr./Sr.
Olive Branch, Miss.



22 | Chris Lemonis
Head Coach
Second Season



22 | Jake Gautreau
Assistant Coach
Third Season



42 | Scott Foxhall
Assistant Coach
Second Season



0 | Kyle Cheesebrough
Assistant Coach
Second Season