

2020 MISSISSIPPI STATE BASEBALL

130 Seasons | 38 NCAA Tournament Appearances | 11 College World Series Appearances | 15 MLB First Round Draft Picks



2020 Schedule & Results

February		(7-3)	
14	WRIGHT STATE	SECN+	W, 9-6
15	WRIGHT STATE	SECN+	W, 6-2
16	WRIGHT STATE	SECN+	W, 5-1
21	OREGON STATE	SECN+	W, 6-2
22	OREGON STATE	SECN+	W, 7-4
23	OREGON STATE	SECN+	L, 2-7
25	TEXAS SOUTHERN	SECN+	L, 4-8
26	ALCORN STATE	SECN+	W, 8-4
28	at Long Beach State	Beach Vision	L, 0-4
29	at Long Beach State	Beach Vision	W, 9-0

March		(3-1)	
1	at Long Beach State	Beach Vision	L, 2-6

Trustmark Park (Pearl, Miss.)			
4	vs. Southern Miss	---	postponed
6	QUINNIPIAC	SECN+	W, 5-1
7	QUINNIPIAC	SECN+	W, 5-4
8	QUINNIPIAC	SECN+	W, 8-4

MGM Park (Biloxi, Miss.)			
10	vs. #2 Texas Tech	SECN+	6 p.m.
11	vs. #2 Texas Tech	SECN+	5 p.m.
13	ARKANSAS *	SECN+	6:30 p.m.
14	ARKANSAS *	SEC Network	1 p.m.
15	ARKANSAS *	SECN+	1 p.m.
18	at Southeastern Louisiana	---	6 p.m.
20	at LSU *	SEC Network	7 p.m.
21	at LSU *	SECN+	6 p.m.
22	at LSU *	SEC Network	2 p.m.

Regions Field (Birmingham, Ala.)			
24	vs. UAB	---	6 p.m.
27	KENTUCKY *	SECN+	6:30 p.m.
28	KENTUCKY *	SECN+	2 p.m.
29	KENTUCKY *	SECN+	1 p.m.

AutoZone Park (Memphis, Tenn.)			
31	vs. Memphis	---	6 p.m.

April			
3	at Auburn *	SECN+	6 p.m.
4	at Auburn *	SECN+	2 p.m.
5	at Auburn *	SEC Network	11 a.m.
7	UT MARTIN	SECN+	6:30 p.m.
9	OLE MISS *	SECN+	6:30 p.m.
10	OLE MISS *	SECN+	6:30 p.m.
11	OLE MISS *	SEC Network	3 p.m.
14	SOUTH ALABAMA	SECN+	6:30 p.m.
16	at South Carolina *	ESPNU	6 p.m.
17	at South Carolina *	SECN+	6 p.m.
18	at South Carolina *	SECN+	2 p.m.

Trustmark Park (Pearl, Miss.)			
21	vs. Ole Miss	SEC Network	6 p.m.
24	TEXAS A&M *	SECN+	6:30 p.m.
25	TEXAS A&M *	SECN+	2 p.m.
26	TEXAS A&M *	SECN+	1 p.m.

May			
1	at Alabama *	SECN+	6 p.m.
2	at Alabama *	SECN+	6 p.m.
3	at Alabama *	SECN+	1 p.m.
5	SOUTHERN	SECN+	6:30 p.m.
8	MISSOURI *	SECN+	6:30 p.m.
9	MISSOURI *	SEC Network	4 p.m.
10	MISSOURI *	SEC Network	2 p.m.
12	NORTH ALABAMA	SECN+	6:30 p.m.
14	at Vanderbilt *	SECN+	6:30 p.m.
15	at Vanderbilt *	SECN+	6:30 p.m.
16	at Vanderbilt *	SECN+	2 p.m.

Rankings from Baseball America | All times central and subject to change
HOME GAMES IN BOLD CAPS | * - Southeastern Conference game

Mississippi State

Record (SEC):	10-4 (0-0)
H/A/N:	9-2 / 1-2 / 0-0
Rankings:	Baseball America - 13, CBN - 10 D1Baseball - 17, NCBWA - 13 Perfect Game - 10, USA Today - 17

Head Coach:	Chris Lemonis
Record at MSU (Yrs.):	62-19 (2nd)
Career Record (Yrs):	203-110-2 (6th)

Batting Average:	.255
Runs Per-Game:	5.4
Hits Per-Game:	8.3
Slugging Percentage:	.380

ERA:	3.05
K's/BB Ratio:	2.91/1
Batting Average Against:	.195

First Year of Baseball: 1885 (130th season)
Program Record: 2,702-1,580-29 (.629)

Texas Tech

Record (Big 12):	16-1 (0-0)
H/A/N:	11-0 / 2-0 / 3-1
Rankings:	Baseball America - 2, CBN - 2 D1Baseball - 4, NCBWA - 2 Perfect Game - 3, USA Today - 3

Head Coach:	Tim Tadlock
Record at TTU (Yrs.):	301-152 (7th)
Career Record (Yrs):	736-278 (21st)

Batting Average:	.338
Runs Per-Game:	10.1
Hits Per-Game:	12.0
Slugging Percentage:	.566

ERA:	3.18
K's/BB Ratio:	3.45/1
Batting Average Against:	.205

The Rotation

Tuesday, March 10, 2020
MSU: Houston Harding, LHP, Jr. 0-0, 1.80 ERA
TTU: Mason Montgomery, LHP, So. 3-0, 1.93 ERA

Wednesday, March 11, 2020
MSU: TBA
TTU: TBA

Gameday Information

No. 2 Texas Tech vs. No. 12 Mississippi State

MGM Park (Biloxi, Miss.)

	Tuesday	Wednesday
First Pitch:	6 p.m. CT	5 p.m. CT
TV:	--	--
Internet Stream:	SEC Network+	SEC Network+
Radio:	MSU Radio Network (100.9 FM locally)	MSU Radio Network (100.9 FM locally)
Audio Stream:	HailState.com/plus	HailState.com/plus

The First Pitch

What's Inside

- Texas Tech leads the all-time series, 3-2, the two teams playing neutral site games in three of those meetings. Mississippi State has won the last two meetings, including at last season's Frisco Classic.
MORE ON PAGE 3
- Junior **Jordan Westburg** owns four career reached base streaks of 14-plus games, including a 30-game streak that spanned the 2019 and 2020 seasons.
MORE ON PAGE 8 & 9
- Mississippi State has used 12 different lineups at the plate in 14 games in 2020, including each of the three games versus Quinnipiac.
- Mississippi State owns a 1-1 record all-time at MGM Stadium, defeating ULM, 1-0, in 2016 and falling to Southeastern Louisiana, 11-5, in 2018.

- Redshirt-freshman **Christian MacLeod** was already in rare company following his 11-strikeout effort versus Wright State on in his debut and added to that with a 12-K outing versus Quinnipiac.
MORE ON PAGE 8
- Senior **Riley Self** owns 78 career relief appearances, a total that ranks tied for No. 6 on MSU's career charts. He is just three appearances shy of cracking the top five.
MORE ON PAGE 8
- The freshman trio of **Will Bednar**, **Christian MacLeod** and **Landon Sims** have piled up 75 strikeouts in 47 innings of work so far in 2020.
MORE ON PAGE 8

What's Inside

P2	Roster & Quick Facts	P8-10	News & Notes	P14-19	Statistics
P3	Inside the Series/Probable Starters	8	Multi Games/Streaks	19	National Rankings
	Career Situational Statistics	9	Honors Tracker	P20	Media Roster
P4-5	Head coach Chris Lemonis	10	State to The Show		
P6	Mississippi State When.../How It Was Won	P11	Dudy Noble Field		
P7	SEC Update/National Polls	P12-13	The Last Time...		
		12	Home Run Tracker		
		13	Exit Velocities		



2019 Roster

Numerical

#	Name	Pos.	B/T	Ht.	Wt.	Cl./Exp.	Hometown/High School (Previous School)
2	KC Hunt	RHP	L/R	6-3	201	Fr./Fr.	Wycoff, N.J./Ramapo
3	JT Ginn	RHP	R/R	6-2	200	So./So.	Brandon, Miss./Brandon
4	Rowdey Jordan	OF	S/R	5-10	185	Jr./Jr.	Auburn, Ala./Auburn
5	Tanner Allen	OF	L/R	5-11	190	Jr./Jr.	Theodore, Ala./UMS- Wright Prep
6	Kamren James	IF	R/R	6-2	192	Fr./Fr.	Southaven, Miss./DeSoto Central
7	Brandon Smith	RHP	R/R	6-3	213	So./So.	Richland, Miss./Richland
8	Drew McGowan	OF/RHP	L/R	6-1	182	Fr./Fr.	Hopkinsville, Ky./University Heights Academy
9	Landon Jordan	IF	L/R	6-0	194	So./So.	Poplarville, Miss./Hancock
10	Josh Hatcher	IF/OF	L/L	6-2	198	Jr./Jr.	Albany, Ga./Lee County
11	Jordan Westburg	IF	R/R	6-3	203	Jr./Jr.	New Braunfels, Texas/New Braunfels
13	Davis Rokose	LHP	L/L	6-0	195	Fr./Fr.	Johns Creek, Ga./Chattahoochee
14	Riley Self	RHP	R/R	6-4	241	Sr./Sr.	Coldwater, Miss./Magnolia Heights School
16	Jack Eagan	LHP	L/L	6-3	230	5th/Sr.	Wautoma, Wis./Wautoma (Madison C.C.)
17	Justin Foscue	IF	R/R	6-0	203	Jr./Jr.	Huntsville, Ala./Virgil Grissom
18	Chase Patrick	RHP	R/R	5-9	172	Jr./Jr.	Ellaville, Ga./Schley County (Chattahoochee C.C.)
19	Logan Tanner	C/RHP	R/R	6-0	218	Fr./Fr.	Lucedale, Miss./George County
20	Luke Hancock	C	L/R	5-11	190	So./So.	Houston, Miss./Houston
23	Landon Sims	RHP	R/R	6-2	216	Fr./Fr.	Cumming, Ga./South Forsyth
24	Will Bednar	RHP	R/R	6-2	229	Fr./Fr.	Valencia, Pa./Mars Area
26	Xavier Lovett	RHP	R/R	5-11	180	Fr./Fr.	Houston, Texas/Westfield
27	Bryce Brock	OF	L/L	6-0	180	So./So.	Hernando, Miss./Lewisburg
28	Christian MacLeod	LHP	L/L	6-4	227	So./Fr.	Huntsville, Ala./Huntsville
29	Carlisle Koestler	RHP	R/R	5-11	191	Gr./Sr.	Vicksburg, Miss./Warren Central (Southeastern Louisiana)
30	Jared Shemper	LHP	R/L	6-0	225	Jr./Jr.	Germantown, Tenn./Christian Brothers (Wallace C.C.-Dothan)
31	Tanner Leggett	IF	R/R	5-10	164	Jr./Jr.	Raymond, Miss./Central Hinds Academy (Northwest Mississippi C.C.)
32	Mason Land	IF	L/R	5-11	185	Fr./Fr.	Pensacola, Fla./J.M. Tate Senior
33	Brad Cumbest	OF	R/R	6-5	250	So./So.	Hurley, Miss./East Central
34	Hunter French	OF	R/R	5-9	173	Fr./Fr.	Southaven, Miss./DeSoto Central
36	Hunter Blalock	OF	R/R	6-5	219	So./Fr.	Madison, Miss./Madison Central
37	Eric Cerantola	RHP	R/R	6-5	222	So./So.	Oakville, Ontario/Ecole Secondaire Catholique Sainte-Trinite
40	Jaxen Forrester	RHP	R/R	6-0	195	Jr./Jr.	Spanish Fort, Ala./Spanish Fort (East Mississippi C.C.)
44	Austin Kelly	C	R/R	6-0	201	Fr./Fr.	Leland, Miss./The Washington School
46	David Dunlavey	RHP	R/R	6-1	202	Gr./Sr.	Spartanburg, S.C./Spartanburg (Furman)
48	Houston Harding	LHP	L/L	6-1	222	Jr./Jr.	Walls, Miss./Evangelical Christian School
50	Brandon Pimentel	IF/OF	L/L	6-3	210	So./So.	El Paso, Texas/Socorro (Howard C.C.)
55	Spencer Price	RHP	R/R	6-2	240	Gr./Sr.	Olive Branch, Miss./DeSoto Central (Meridian C.C.)

22 Chris Lemonis - Head Coach (Second Season at Mississippi State; Sixth Overall; The Citadel, 1992)

21 Jake Gautreau - Assistant Coach (Third Season; Tulane, 2011)

42 Scott Foxhall - Assistant Coach (Second Season; College of Charleston, 2004)

0 Kyle Cheesebrough - Volunteer Assistant Coach (Second Season; Louisville, 2010)

Roger Rodeheaver - Coordinator of Operations (Second Season; Indiana, 2010)

Tyler Younger - Coordinator of Player Development (Second Season; Methodist College, 2013)

Seth Diters - Strength and Conditioning Coach (Second Season; Springfield College, 2008)

Jason Wire - Associate Athletic Trainer (10th Season; St. Cloud State, 2006)

Bobby Austin - Graduate Assistant Coach (First Season; NC State, 2009)

Program Quick Facts

School Information

Location	Starkville, Mississippi
Founded	1878
Enrollment	22,201
President	Dr. Mark E. Keenum
Faculty Representative	Dr. Steven Turner
Director of Athletics	John Cohen
Twitter	@JohnCohenAD
Affiliation	NCAA Division I
Conference	Southeastern - Western Division
Nickname	Bulldogs
Colors	Maroon and White

Stadium

Name	Dudy Noble Field, Polk-DeMent Stadium
Capacity	15,000+
Field Dimensions	Left-330, Left Center-385, Center-400, Right Center-380, Right-305

2019 Team Information

Overall Record (SEC; Finish)	52-15 (20-10; T1st in West)
Home/Away/Neutral	37-5/10-6/5-4
Postseason	College World Series
Lettermen Returning/Lost	15/16
Position Starters Returning/Lost (120+ ABs)	4/5
Pitchers Returning/Lost (Min. 5 app.)	7/9
Newcomers	19 (11 Freshmen, 8 Transfers)

Program Information

First Year of Baseball	1885 (130th season)
First Year in SEC	1933 (Charter Member)
All-Time Record (Win %)	2,702-1,580-29 (.629)
All-Time SEC Record (Win %)	959-822-3 (.539)
SEC Championships (Last)	11 (2016)
SEC Tournament Championships (Last)	7 (2012)
NCAA Tournaments (Last)	38 (2019)
NCAA Super Regionals (Last)	9 (2019)
College World Series (Last)	11 (2019)

Alphabetical

#	Name	Pos.	B/T	Ht.	Wt.	Cl./El.
5	Tanner Allen	OF	L/R	5-11	190	Jr./Jr.
24	Will Bednar	RHP	R/R	6-2	229	Fr./Fr.
36	Hunter Blalock	OF	R/R	6-5	219	So./Fr.
27	Bryce Brock	OF	L/L	6-0	180	So./So.
37	Eric Cerantola	RHP	R/R	6-5	222	So./So.
0	Kyle Cheesebrough	Assistant Coach				
33	Brad Cumbest	OF	R/R	6-5	250	So./So.
46	David Dunlavey	RHP	R/R	6-1	202	Gr./Sr.
16	Jack Eagan	LHP	L/L	6-3	230	5th/Sr.
40	Jaxen Forrester	RHP	R/R	6-0	195	Jr./Jr.
17	Justin Foscue	IF	R/R	6-0	203	Jr./Jr.
42	Scott Foxhall	Assistant Coach				
34	Hunter French	OF	R/R	5-9	173	Fr./Fr.
21	Jake Gautreau	Assistant Coach				
3	JT Ginn	RHP	R/R	6-2	200	So./So.
20	Luke Hancock	C	L/R	5-11	190	So./So.
48	Houston Harding	LHP	L/L	6-1	222	Jr./Jr.
10	Josh Hatcher	IF/OF	L/L	6-2	198	Jr./Jr.
2	KC Hunt	RHP	L/R	6-3	201	Fr./Fr.
6	Kamren James	IF	R/R	6-2	192	Fr./Fr.
9	Landon Jordan	IF	L/R	6-0	194	So./So.
4	Rowdey Jordan	OF	S/R	5-10	185	Jr./Jr.
44	Austin Kelly	C	R/R	6-0	201	Fr./Fr.
29	Carlisle Koestler	RHP	R/R	5-11	191	Gr./Sr.
32	Mason Land	IF	L/R	5-11	185	Fr./Fr.
31	Tanner Leggett	IF	R/R	5-10	164	Jr./Jr.
22	Chris Lemonis	Head Coach				
26	Xavier Lovett	RHP	R/R	5-11	180	Fr./Fr.
28	Christian MacLeod	LHP	L/L	6-4	227	So./Fr.
8	Drew McGowan	OF/RHP	L/R	6-1	182	Fr./Fr.
18	Chase Patrick	RHP	R/R	5-9	172	Jr./Jr.
50	Brandon Pimentel	IF/OF	L/L	6-3	210	So./So.
55	Spencer Price	RHP	R/R	6-2	240	Gr./Sr.
13	Davis Rokose	LHP	L/L	6-0	195	Fr./Fr.
14	Riley Self	RHP	R/R	6-4	241	Sr./Sr.
30	Jared Shemper	LHP	R/L	6-0	225	Jr./Jr.
23	Landon Sims	RHP	R/R	6-2	216	Fr./Fr.
7	Brandon Smith	RHP	R/R	6-3	213	So./So.
19	Logan Tanner	C/RHP	R/R	6-0	218	Fr./Fr.
11	Jordan Westburg	IF	R/R	6-3	203	Jr./Jr.

Pronunciation Guide

Hunter Blalock	BLAY-lock
Eric Cerantola	Sare-an-TOE-la
Jack Eagan	E-ginn (hard G)
Jaxen Forrester	Jackson Forest-er
Justin Foscue	Foss-Q
Jake Gautreau	Go-TRO (long o)
Rowdey Jordan	Rouw-D
Carlisle Koestler	Car-lie-ul Kess-lur
Chris Lemonis	Luh-MO-niss
Christian MacLeod	Mc-CLOUD
Brandon Pimentel	Pim-in-tell
Davis Rokose	Row-cohs

Scorecard Summaries									
Probable starters based on previous games									
Pos.	Name	Yr.	B/T	Ht./Wt.	Avg.	R	H	RBI	Notes
C	Luke Hancock	So.	L/R	5-11/190	.182	--	4	2	
Four starts in 2020; 2019 SEC First-Year Academic Honor Roll									
--or--	Logan Tanner	Fr.	R/R	6-0/218	.257	6	9	4	
First collegiate hit was a home run; Sparked a five-run inning with leadoff home run in game three of Quinnpicac series									
1B	Josh Hatcher	Jr.	L/L	6-2/198	.283	9	15	6	
Went 7-for-14 with three extra-base hits in Quinnpicac series; Has started all 14 games at first base									
2B	Justin Foscue	Jr.	R/R	6-0/203	.340	9	16	15	
Leads the team in batting average and RBIs; Has struck out only twice in 47 at-bats									
SS	Jordan Westburg	Jr.	R/R	6-3/203	.314	17	16	10	
Has reached base in 13 of 14 games in 2020; Leads team in doubles (4)									
3B	Tanner Leggett	Jr.	R/R	5-10/164	.133	3	2	--	
Has seen action in eight games with four starts; Scored two runs in Quinnpicac series finale									
LF	Brad Cumbest	So.	R/R	6-5/250	.133	1	2	1	
Hit opposite-field home run versus Alcorn State; A tight end on the football team									
CF	Rowdey Jordan	Jr.	S/R	5-10/185	.316	13	18	6	
Leads the team in hits; Has a hit in all but two games in 2020									
RF	Mason Land	Fr.	L/R	5-11/185	.250	2	1	--	
Seen action in three games; Collected first-career hit and scored a run in his first-career start in game three of Quinnpicac series									
DH	Kamren James	Fr.	R/R	6-2/192	.304	3	14	11	
Had game-winning hit in game two of Wright State series, a two-out, two-run double; Has started 12 games									

Pitching Potables

* - Game started



48 | Houston Harding | Jr. | LHP

Quick Stats

	W-L	ERA	BAA	IP	SO/BB
2020	0-0	6.75	.235	4.0	7/3
Career	0-0	6.75	.235	4.0	7/3

Last Three Appearances

2/26/20 Alcorn State * W, 8-4
4.0 IP, 4 H, 4 R, 3 ER, 3 BB, 7 K (ND)



TBA

Career Situational Statistics

Runners On Base (H-AB)						Runners in Scoring Position (H-AB)					
Name	2018	2019	2020	Total	Avg.	Name	2018	2019	2020	Total	Avg.
Allen, Tanner	48-143	55-152	5-16	108-311	.347	Allen, Tanner	26-92	36-101	3-9	65-202	.322
Brock, Bryce	--	1-2	0-2	1-4	.250	Brock, Bryce	--	1-2	0-1	1-3	.333
Cumbest, Brad	--	11-28	1-4	12-32	.375	Cumbest, Brad	--	6-17	0-2	6-19	.316
Foscue, Justin	19-89	48-146	10-27	77-262	.294	Foscue, Justin	12-45	32-102	4-15	48-162	.296
French, Hunter	--	--	--	--	--	French, Hunter	--	--	--	--	.000
Hancock, Luke	--	8-18	2-9	10-27	.370	Hancock, Luke	--	9-25	1-4	10-29	.345
Hatcher, Josh	19-92	20-56	4-23	43-171	.251	Hatcher, Josh	9-52	15-34	1-12	25-98	.255
James, Kamren	--	--	9-26	9-26	.346	James, Kamren	--	--	7-15	7-15	.467
Jordan, Landon	--	5-19	4-17	9-36	.250	Jordan, Landon	--	9-32	1-11	10-43	.233
Jordan, Rowdey	34-102	44-142	7-20	85-264	.322	Jordan, Rowdey	17-57	28-82	5-13	50-152	.329
Land, Mason	--	--	--	--	.000	Land, Mason	--	--	--	--	.000
Leggett, Tanner	--	--	1-6	1-6	.167	Leggett, Tanner	--	--	0-2	0-2	.000
McGowan, Drew	--	--	0-4	0-4	.000	McGowan, Drew	--	--	0-1	0-1	.000
Pimentel, Brandon	--	--	6-27	6-27	.222	Pimentel, Brandon	--	--	4-15	4-15	.267
Tanner, Logan	--	--	4-19	4-19	.211	Tanner, Logan	--	--	2-11	2-11	.182
Westburg, Jordan	15-40	49-150	9-25	73-215	.340	Westburg, Jordan	15-40	32-93	5-15	52-148	.351
TOTAL				438-1404	.312	TOTAL				280-900	.311

Inside The Series

Scouting The Opponent

- Texas Tech enters the weekend at 16-1 overall and have won 12 straight games after sweeping a series from Rice over the weekend.
- Tech leads the Big 12 in virtually every offensive category, including team batting average (.338), runs per game (10.1), slugging percentage (.566), on base percentage (.454), hits per game (12.0), home runs (23), doubles (53), RBIs (162) and walks (122).
- Nationally, Tech ranks in the top 5 in hits (1st), doubles (1st), walks (1st), on-base percentage (1st), runs (1st), slugging percentage (2nd) and home runs (4th).
- The Red Raiders rank second in the Big 12 and 12th in the country in strikeouts per nine innings (12.0) as a pitching staff.
- Nationally, Texas Tech ranks 16th in hits allowed per nine innings (6.10) and 20th in strikeout to walk ratio (3.67).

Series Notes

- Tuesday and Wednesday will mark the sixth and seventh meetings all time between Mississippi State and Texas Tech.
- Texas Tech leads the all-time series, 3-2, with the last meeting coming at the Frisco Classic in 2019.
- Last season, the Bulldogs and the Red Raiders met in the Frisco Classic in Frisco, Texas where State was able to edge out Tech, 4-2.
- Texas Tech will be the only team from the current alignment of the Big 12 Conference that the Bulldogs will face in the regular season in 2020.

Series History

Date	Site	Result
6/4/2004	Atlanta, Ga. (NCAA Atlanta Regional)	L, 6-10
6/6/2004	Atlanta, Ga. (NCAA Atlanta Regional)	L, 7-14
2/17/2017	Starkville, Miss.	L, 2-5
2/19/2017	Starkville, Miss.	W, 8-5
3/2/2019	Frisco, Texas	W, 4-2



22 | CHRIS LEMONIS

Head Coach | Myrtle Beach, S.C.
Second Season at Mississippi State
(Sixth Overall)



After arguably the most successful first year by a Southeastern Conference head baseball coach, Chris Lemonis begins his second season as the leader of the Mississippi State baseball program.

The 18th head coach in the storied history of the program, a journey of nearly 40 years came full circle when he was introduced on June 25, 2018 on Adkerson Plaza inside Dudy Noble Field. The son of a 1973 State graduate, Lemonis resided in Starkville as a child and now leads one of the perennial powerhouses in college baseball.

In his first season at the helm of the Diamond Dawgs, Lemonis became the winningest first-year head coach in SEC history and in the process led the 2019 edition to the second-most victories in program history at 52 (54; 1989). The 40 victories over MSU's first 50 games marked the third-most in the first 50 games of a season in program history and set the tone for State's second straight trip to the College World Series.

Lemonis became one of just three SEC head coaches to advance to the College World Series in their inaugural season in the conference, joining Jake Gibbs (Ole Miss, 1972) and fellow Diamond Dawg skipper Pat McMahon (Mississippi State, 1998).

Four Diamond Dawgs earned All-America honors during Lemonis' first season, while left-handed pitcher Ethan Small was tabbed National Pitcher of the Year (College Baseball Foundation; American Baseball Coaches Association) and right-handed pitcher JT Ginn earned the National Freshman of the Year honor (Collegiate Baseball, Perfect Game). Ginn and Small each earned specialty awards from the SEC, as well, grabbing the conference's Freshman and Pitcher of the Year, respectively.

A school-record-tying 11 Diamond Dawgs heard their names called in the 2019 Major League Baseball First Year Player Draft, including three taken in the first 10 rounds. Small became the 15th Diamond Dawg taken in the first round of the MLB Draft, while SEC career hits leader Jake Mangum (4th; New York Mets) and Colby White (6th; Tampa Bay) each heard their names called in the first 10 rounds. The 11 selections in the MLB Draft were No. 3 nationally in 2019.

Owning a head coaching record of 193-106-2, Lemonis was also a part of nearly 800 wins as an assistant coach and three trips to the College World Series. During his time at Indiana, Lemonis' teams averaged 35.3 wins per season, including a 40-win campaign during his final season in Bloomington. He averaged 39.2 victories per year during his career in an assistant role (784 wins), bolstered by a 44.9 wins-per-season average at Louisville. The Cardinals were college baseball's winningest program during that eight-year span and made the program's first three trips to Omaha.

Lemonis not only understands what it takes to get to Omaha as a coach but also as a student-athlete. A 1992 graduate of The Citadel, Lemonis added a 1990 appearance in the College World Series as a student-athlete. The appearance makes The Citadel one of just three schools in Southern Conference history (Duke, Wake Forest) and only current member of the conference to advance to Omaha.

One of the top recruiters and player development coaches in the country, Lemonis has seen success at every coaching stop. After helping his alma mater, The Citadel, to five NCAA Regional appearances in 12 seasons as an assistant coach, Lemonis joined college teammate Dan McDonald's staff at Louisville and quickly turned the Cardinals into a consistent Omaha contender.

After helping Louisville to seven postseason berths in eight years, the 2013 American Baseball Coaches Association/Baseball America Assistant Coach of the Year headed to Indiana to take his first head coaching job with the Hoosier program in 2015.

In each of his head coaching stops, Lemonis has led his team to the NCAA postseason in his first season at the helm. He helped the Hoosiers into the NCAA Tournament field during his initial season in Bloomington, before he guided Mississippi State to the College World Series in 2019 – his first season in Starkville.

Overall, Lemonis enters his 26th season as a collegiate coach in 2020, making one College World Series appearance as a head coach, taking three trips to Omaha as an assistant, earning 16 NCAA tournament berths and aiding in four 50-win seasons. His pupils have earned 29 All-America honors, 13 Freshman All-America laurels and 79 have signed professional baseball contracts, with 17 getting the call up to Major League Baseball.

RECRUITING AND DEVELOPMENT

Widely regarded as one of the elite recruiters and developers of talent in all of college baseball, a total of 92 student-athletes have been selected in the Major League Baseball Draft under Lemonis' watch, with 17 of those reaching the highest level of professional baseball.

Since arriving at Louisville for the 2006-07 academic year, Lemonis has been a part of 12 nationally-ranked recruiting classes, including his first two classes at Mississippi State. His initial Diamond Dawgs recruiting class was tabbed as the No. 12 class nationally by Baseball America and Perfect Game, while it earned the No. 9 ranking from Collegiate Baseball Newspaper. In 2019, he and his staff brought in another top-10 ranked class, finishing as high as No. 6 by Baseball America.

In his first season at State, Lemonis saw a school-record-tying 11 Diamond Dawgs selected in the 2019 MLB First Year Player Draft, including the program's 15th first-round pick in left-handed pitcher Ethan Small. Sixteen of Lemonis' Indiana players were taken in the MLB Draft in the last four years and 14 signed professional contracts. He also recruited and coached nine of the Hoosier's school-record 10 MLB Draft choices in 2019.

From 2007-14, Lemonis saw seven-straight classes ranked among the top-30 nationally, including the No. 12 national class for the 2011 recruiting cycle. In 2017, Baseball America revisited the Cardinals' 2013 class, re-ranking it No. 2 in the nation after the on-field success under Lemonis' watch. In 2018, the publication tabbed an un-ranked 2014 recruiting class – which included 2015 National Freshman of the Year and 2017 Golden Spikes Award winner Brendan McKay – as the No. 1 class in the publication's re-rankings.

Lemonis mentored and/or recruited 47 student-athletes that signed professional contracts after being selected in the MLB Draft during his eight years as the top assistant and recruiting coordinator at Louisville, including a school-record 10 selections in the 2010 MLB Draft. He helped produce 10 first or second round draft choices over a seven-year span.

To date, 15 Cardinals who were recruited by and played for Lemonis have gone on to reach the big leagues. Those players include Nick Burdi, Adam Duvall, Chris Dominguez, Cody Ege, Adam Engel, Chad Green, Dean Kiekhefer, Matt Koch, Trystan Magnuson, Justin Marks, Kyle McGrath, Brendan McKay, B.J. Rosenberg, Nick Solak and Tony Zych. Over \$28 million in signing bonuses were accrued by Lemonis' Louisville draftees.

PERSONAL

Lemonis and his wife, the former Jill MacEldowney, have two daughters, Marissa and Makenzie. The Myrtle Beach, South Carolina native earned his Bachelor of Science in physical education from The Citadel in 1992 and received his Master of Arts in sport management in 1994.

He is also no stranger to Starkville, as he resided on campus as a newborn during his father's time as a student at State. His father, Thomas, was a 1973 Mississippi State graduate with a degree in electrical engineering

Personal

Hometown:	Myrtle Beach, S.C.
Wife:	Jill
Children:	Marissa & Mackenzie
College:	The Citadel, 1992

Coaching Career

2019-	Mississippi State Head Coach
2015-18	Indiana Head Coach
2007-14	Louisville Assistant Coach
2003-06	The Citadel Associate Head Coach
1995-2002	The Citadel Assistant Coach

Lemonis Year-by-Year

As a Head Coach

Yr.	School	Record	Postseason
2020	Mississippi State	10-4	--
2019	Mississippi State	52-15	College World Series
2018	Indiana	40-19	NCAA Regional
2017	Indiana	34-24-2	NCAA Regional
2016	Indiana	32-24	--
2015	Indiana	35-24	NCAA Regional
Totals	Five Seasons	203-110-2	4 NCAA Regionals 1 Super Regional, 1 College World Series

As an Assistant Coach

Yr.	School	Record	Postseason
2014	Louisville	50-17	College World Series
2013	Louisville	51-14	College World Series
2012	Louisville	41-22	NCAA Regional
2011	Louisville	32-29	
2010	Louisville	50-14	NCAA Regional
2009	Louisville	47-18	NCAA Super Regional
2008	Louisville	41-21	NCAA Regional
2007	Louisville	47-24	College World Series
2006	The Citadel	34-27	
2005	The Citadel	25-34	
2004	The Citadel	39-28	NCAA Regional
2003	The Citadel	32-25	
2002	The Citadel	31-26	
2001	The Citadel	38-24	NCAA Regional
2000	The Citadel	39-20	
1999	The Citadel	41-20	NCAA Regional
1998	The Citadel	37-24	NCAA Regional
1997	The Citadel	37-21	
1996	The Citadel	33-26	
1995	The Citadel	39-21	NCAA Regional
Totals	20 Seasons	784-455	15 NCAA Regionals Four NCAA Super Regionals, Three College World Series



@HailStateBB | #HailState

MISSISSIPPI STATE

Inheriting a team that is coming off of a trip to the College World Series doesn't always translate into immediate success, but Lemonis was able to build off of that momentum as he began writing his chapter in Mississippi State history.

Along with the second-most single-season victories (52) during the 2019 season, his team also posted the second-best 20-, 30- and 40-game starts (18-2, 25-5, 32-8) in program history. He joined Pat McMahon as the only two Diamond Dawg dugout bosses to lead the program to the College World Series in their initial campaign and his 52 wins were the most by a first-year SEC head coach in the conference's history.

State saw four student-athletes earn first-team All-SEC, tying for the fourth-most selections in a single season in program history behind the five selections in 1949, 1971 and 1977. Left-handed pitcher Ethan Small posted one of the most dominant seasons on the mound in program history, leading the nation in strikeouts and earning National and Southeastern Conference Pitcher of the Year honors. Right-handed pitcher JT Ginn was tabbed National Freshman of the Year and Southeastern Conference Freshman of the Year after opening his career as the No. 2 starter in the weekend rotation.

Along with Small, Tanner Allen, Justin Foscue and Jake Mangum each earned top honors from the SEC, and Foscue, Mangum and Small each grabbed at least one first-team All-America honor. Small became Mississippi State's seventh unanimous first-team All-American, joining Jeff Brantley (1985) and Chris Stratton (2012) as the only pitchers to accomplish the feat.

On the team side of things, State's offense led the nation in doubles to mark the first time in program history the Diamond Dawgs led the NCAA in an offensive or pitching category. The 166 doubles set a school record and rank No. 4 all-time in SEC history. The offense also ranked among the top-five nationally in three other categories; hits (2nd; 755), runs (4th; 530) and batting average (5th; .315).

INDIANA

Lemonis left a strong legacy at Indiana as he tied for the most NCAA postseason appearances by a head coach in school history and owns three of the eight all-time NCAA Tournament appearances. The Hoosiers were the only Big Ten program to appear in three NCAA Regionals during his four-year span in the conference and one of two to make back-to-back appearances from 2015-18. He became the first coach in program history to earn three NCAA regional berths in his first four years, finishing with a 141-91-2 overall record.

During his time leading the Cream and Crimson, 41 student-athletes earned Academic All-Big Ten honors, 25 were selected All-Big Ten and 14 signed professional contracts. His 2018 squad not only advanced to the NCAA Tournament, but produced a program-record 16 Academic All-Big Ten performers and three first-team All-Big Ten honorees.

The 2018 campaign saw Lemonis' squad compile a 40-19 record and earn an at-large berth as the No. 2 seed in the NCAA Austin Regional. The Hoosiers reached the regional title game after defeating Texas Southern and eliminating No. 25 Texas A&M. Indiana fell to eventual College World Series participant Texas, with a trio of Hoosiers earning all-regional honors. Eight IU student-athletes earned All-Big Ten honors – including three first teamers – representing the program's most since 2004.

The Hoosiers were among the Big Ten leaders in several categories in 2018, ranking first in earned run average (3.09), slugging percentage (.448), home runs (68) and total bases (905), second in batting average (.284) and third in runs scored (360). That season, IU was ranked by at least one of the major publications for 15 of the 16 weeks of the regular season, including nine-straight weeks in the top 15. Four Hoosiers were selected in the MLB Draft following just the eighth 40-win season in program history.

A season prior, the Hoosiers produced a 34-24-2 record and earned the No. 2 seed at the 2017 NCAA Lexington Regional. With the postseason appearance, Lemonis became the first coach in program history to make two regionals in his first three seasons as IU's skipper. Indiana finished as the highest rated RPI team in the Big Ten (34th), while seven Hoosiers garnered All-Big Ten honors.

In year two at the helm in 2016, Lemonis' club posted a 32-24 overall record and a 15-9 mark in Big Ten play. On a national level, the Hoosier pitching staff finished second in walks allowed per nine innings (2.31), fifth in WHIP (1.15) and strikeout-to-walk ratio (3.17), 11th in team ERA (3.09) and 25th in hits allowed per nine innings (8.02). Three IU student-athletes were tabbed All-Big Ten, including first-team selection Kyle Hart. The trio of Ryan Fineman, Luke Miller and Scotty Bradley each brought home all-freshman honors from the conference.

During Lemonis' debut season of 2015, Indiana won 12 of its last 17 games – nine coming against RPI top 50 teams – and earned an at-large berth into the NCAA Nashville Regional. Three Hoosiers earned a spot on the NCAA Regional all-tournament team, while two were tabbed All-Big Ten and a pair were selected to the Big Ten All-Freshman Team. Lemonis' squad owned a 12-5 mark vs. ranked opponents in 2015, including five top-15 wins.

LOUISVILLE

As an assistant coach, Lemonis' imprint in elevating the Louisville program to new heights was evident. The former Cardinals' recruiting coordinator aided Louisville to three College World Series appearances (2007, 13, 14) and a 359-159 (.693) record during his eight seasons there.

Louisville was college baseball's winningest program during the eight-year span that Lemonis was on staff, including back-to-back 50-win seasons in 2013 and 2014. Following the program's first trip to the College World Series in 2013, Lemonis was named the ABCA/Baseball America Assistant Coach of the Year.

Lemonis helped the Cardinals produce 18 All-Americans, 61 all-conference selections, a trio of conference player of the year award winners, two conference newcomer of the year honorees and the first national "of the year" award winner in the program's history. Louisville won four BIG EAST championships in the school's final five years in the conference, and he saw U of L set the school record for wins in a season three different times, including a then-program-best 51 victories during the 2013 season.

Louisville became a hot bed for professional talent during Lemonis' time in the Derby City, as 40 Cardinals were selected in the MLB Draft from 2007-14 and another seven inked free agent contracts with professional teams. Of those, 15 have made it to the big leagues, including three from the 2013 College World Series team.

From 2007-2014, Louisville accomplished many program firsts on its way to becoming a perennial Omaha contender. Fourteen different Cardinals produced 43 different All-America honors, including first-team All-Americans Nick Burdi (2013 & 2014), Chris Dominguez (2009), Kyle Funkhouser (2014) and Neil Holland (2010). Dominguez and Funkhouser led a crop of nine student-athletes to earn Freshman All-America accolades under Lemonis.

Dominguez claimed the 2008 (co) and 2009 BIG EAST Player of the Year award, marking just the second time in conference history a student-athlete won back-to-back Player of the Year awards (Steve Stanley, Notre Dame; 2001-02). Burdi won the first-ever national "of the year" award when he was tabbed the nation's top closer and winner of the 2014 National Collegiate Baseball Writers Association Stopper of the Year.

Along with Dominguez, Jeff Gardner claimed the 2014 American Athletic Conference Player of the Year award, while Justin Marks (2007) and Jared Ruxer (2012) each earned BIG EAST Freshman of the Year awards. Thirty-eight different Louisville student-athletes totaled 61 all-conference honors, including a school-record 10 selections to the All-BIG EAST squads in 2012 and 2013. The 2010 (BIG EAST) and 2014 (AAC) squads each totaled a then-school-standard four first-team all-conference selections.

The accolades for Lemonis' pupils weren't limited to the regular season, as 27 Cardinals earned a total of 29 NCAA All-Region honors. The quartet of Dominguez (2007), Justin Marks (2009), Coco Johnson (2013) and Cole Sturgeon (2014) all claimed NCAA Regional MVP honors, with the 2009 squad grabbing a program-best five all-regional honors. On the conference level, Louisville saw 16 total all-tournament honors earned by 13 different Cards.

THE CITADEL

Lemonis arrived at The Citadel as a student-athlete, transitioned into an assistant coaching role and ultimately moved his way up to associate head coach before finishing his 17-year journey on the Charleston, South Carolina campus.

During his time at The Military College of South Carolina – one of the six United State senior military colleges – the Bulldogs made six of their 13 all-time appearances in the NCAA Tournament and made the program's only appearance at the College World Series. The 1990 team is one of just three Southern Conference programs (Duke, Wake Forest) and the only active member to make it to Omaha.

Lemonis' coaching tenure spanned 12 seasons (1995-2006), included seven All-Americans and two Freshman All-Americans, saw 17 student-athletes selected in the Major League Baseball Draft and ushered in 35 offensive school records. Two of his Bulldog pupils reached the big leagues – Britt Reames and Dallas McPherson – while Philip Hartig finished his career ranked No. 7 on the NCAA's career hits chart (360; 1998-2001), with his total now No. 10 all-time in NCAA history.

He was twice tabbed All-Southern Conference during his time as a student-athlete (1989-93) and led the team in home runs on three occasions, after redshirting as a freshman and appearing in just nine games his second year on campus. Following that, Lemonis started 162 games over his final three seasons and led the Bulldogs with a .367 average, 19 doubles, 52 runs, 10 home runs and 66 RBI as senior.

A member of the 1993 All-Southern Conference Tournament team, Lemonis still ranks in the top 15 all-time at The Citadel in RBIs (152), home runs (23) and slugging percentage (.538).





Mississippi State When...

	2018	2019	2020
Overall	39-29	52-15	10-4
vs. Top-5 Teams	10-1	7-4	--
vs. Top-10 Teams	10-1	5-6	--
vs. Top-25 Teams	18-18	16-13	--
Non-Conference	24-14	32-5	10-4
SEC	15-15	20-10	--
SEC East	5-7	9-3	--
SEC West	10-8	11-7	--
At Home	16-7	37-5	9-2
On the Road	10-17	10-6	1-2
At Neutral Sites	13-5	5-4	--
In Day Games	18-15	25-7	10-3
In Night Games	21-14	27-8	0-1
vs. Teams .500 Or Better	31-24	37-13	1-2
vs. Teams Worse Than .500	8-5	15-0	9-2
vs. Left-Handed Starter	15-6	17-3	4-1
vs. Right-Handed Starter	24-23	35-12	6-3
When Starter Receives Decision	21-15	30-11	5-3
When Reliever Receives Decision	18-14	22-4	5-1
When Starter Goes 5+ Innings	25-12	31-10	5-3
When Starter Goes <5 Innings	14-17	21-5	5-1
When Scoring First	23-8	30-5	9-2
When Opponent Scores First	16-21	22-10	1-2
When Leading After 6 Innings	25-5	41-2	8-0
When Trailing After 6 Innings	7-22	5-12	2-3
When Tied After 6 Innings	7-2	6-1	0-1
When Leading After 8 Innings	32-3	47-1	9-0
When Trailing After 8 Innings	2-25	1-11	1-4
When Tied After 8 Innings	5-1	3-1	--
In One-Run Games	7-6	11-6	1-0
In Two-Run Games	10-1	5-3	--
In 5+ Run Games	17-9	27-5	1-1
Weekend Series W-L-T	6-7	11-2-0	3-1-0
Series Sweeps/Times Swept	3/2	5/1	2/0
When Scoring 0-2 Runs	1-14	1-8	0-3
When Scoring 3-5 Runs	10-13	11-6	3-1
When Scoring 6-9 Runs	13-1	21-1	7-0
When Scoring 10+ Runs	15-1	19-0	--
Shutouts/Times Shut Out	3/3	5/3	1/1
In Extra Innings	6-3	2-1	--
When Opponent Scores 4 Runs Or Less	25-8	36-6	9-0
When Opponent Scores 5 Runs Or More	14-21	16-9	1-4
When Out-Hitting Opponent	28-8	45-4	9-1
When Out-Hit by Opponent	7-20	4-8	1-3
When Hits Are Equal	4-1	3-3	--
When Hitting A Home Run	24-9	34-5	8-1
When Opponent Hits A Home Run	21-13	22-9	3-1
When Errorless	15-12	20-6	5-0
When Committing One Error	14-7	15-5	3-1
When Committing 2+ Errors	10-10	17-4	2-3
When Opponent is Errorless	9-14	12-9	3-3
When Opponent Commits One Error	17-11	13-5	3-1
When Opponent Commits 2+ Errors	13-4	27-1	4-0
Game 1 of Weekend	7-8	11-3	3-1
Game 2 of Weekend	9-6	10-4	4-0
Game 3 of Weekend	8-7	9-4	2-2
Monday	1-0	--	--
Tuesday	4-2	7-0	0-1
Wednesday	6-3	9-1	1-0
Thursday	1-1	2-3	--
Friday	8-9	12-5	3-1
Saturday	10-8	12-6	4-0
Sunday	9-6	10-0	2-2

Uniform breakdown on page 8

NOTE: Rankings based on Baseball America poll.

How It Was Won

(* - Walk-off hit)

Below is a chart representing how the eventual game-winning run was recorded for Mississippi State in 2020.

Gm	Opponent	Final	Player	Inn.	Outs	Play	Score at Time
1.	Wright State	9-6	Justin Foscue	6	1	2RBI double to left field	5-6
2.	Wright State	6-2	Kamren James	1	2	2RBI double to left field	1-0
3.	Wright State	5-1	Justin Foscue	1	1	RBI ground out	1-0
4.	Oregon State	6-2	Brandon Pimentel	8	--	3-run home run to right field	2-2
5.	Oregon State	7-4	Josh Hatcher	4	--	Solo home run	4-2
6.	Oregon State	2-7	---				
7.	Texas Southern	4-8	---				
8.	Alcorn State	8-4	Luke Hancock	3	1	2RBI single to right field	2-1
9.	at Long Beach State	0-4	---				
10.	at Long Beach State	9-0	Tanner Allen	6	--	2RBI triple to right-center field	0-0
11.	at Long Beach State	2-6	---				
12.	Quinnipiac	5-1	Josh Hatcher	4	1	2-run home run to right field	0-0
13.	Quinnipiac	5-4	Josh Hatcher*	9	1	RBI infield single	4-4
14.	Quinnipiac	8-4	Jordan Westburg	4	1	2RBI double to left-center field	4-3

Career Game-Winning Plays

	2018	2019	2020	WO	Total		2018	2019	2020	WO	Total
Tanner Allen	5	9	1	1	15	Kamren James	--	--	1	--	1
Brad Cumbest	--	1	--	--	1	Rowdey Jordan	1	5	--	--	6
Justin Foscue	4	10	2	--	16	Brandon Pimentel	--	--	1	--	1
Luke Hancock	--	--	1	--	1	Jordan Westburg	3	6	2	--	11
Josh Hatcher	1	3	3	1	7						

WO = Walk-off game-winning play



SEC Update

Standings

	SEC	Pct.	GB	Division	Western Division		Home	Away	Neutral	L10	Streak
					Overall	Pct.					
Alabama	--	--	--	--	15-1	.938	12-1	3-0	--	9-1	W1
Ole Miss	--	--	--	--	14-1	.933	11-1	1-0	2-0	10-0	W14
Texas A&M	--	--	--	--	14-3	.824	14-0	--	0-3	7-3	W4
Auburn	--	--	--	--	13-3	.812	13-3	--	--	8-2	W8
Mississippi State	--	--	--	--	10-4	.714	9-2	1-2	--	6-4	W3
LSU	--	--	--	--	11-5	.688	10-2	0-1	1-2	8-2	W4
Arkansas	--	--	--	--	9-5	.643	9-2	--	0-3	5-5	W2

	SEC	Pct.	GB	Division	Eastern Division		Home	Away	Neutral	L10	Streak
					Overall	Pct.					
Florida	--	--	--	--	16-0	1.000	11-0	4-0	1-0	10-0	W16
Tennessee	--	--	--	--	14-2	.875	11-2	--	3-0	8-2	L1
Georgia	--	--	--	--	14-2	.875	11-2	2-0	1-0	8-2	W3
South Carolina	--	--	--	--	11-4	.733	9-3	1-1	1-0	7-3	W4
Vanderbilt	--	--	--	--	12-5	.706	10-1	0-2	2-2	7-3	W1
Missouri	--	--	--	--	9-5	.643	3-0	3-3	3-2	7-3	W5
Kentucky	--	--	--	--	10-6	.625	10-3	0-3	--	7-3	W5

Schedule/Results

Tuesday, March 10

Western Kentucky at Kentucky – 3 p.m. (SECN+)
ETSU at Tennessee – 5 p.m. (SECN+)
Florida State at Florida – 5:30 p.m. (SECN+)
Georgia at Georgia Southern – 5:35 p.m.
Texas Tech vs. Mississippi State (Biloxi, Miss.) – 6 p.m. (SECN+)
The Citadel at South Carolina – 6 p.m. (SECN+)
Georgia Tech at Auburn – 6 p.m. (SEC Network)
Alabama at UAB – 6 p.m. (SECN+)
Ole Miss at ULM – 6 p.m.
Grand Canyon at Arkansas – 6:30 p.m. (SECN+)
NIU at Missouri – 6:30 p.m. (SECN+)
Texas A&M at Rice – 7 p.m.

Wednesday, March 11

Grand Canyon at Arkansas – 3 p.m. (SECN+)
Ole Miss at ULM – 4 p.m.
Georgia at Georgia Southern – 5 p.m.
Texas Tech vs. Mississippi State (Biloxi, Miss.) – 5 p.m. (SECN+)
Wofford at Auburn – 6 p.m. (SECN+)
South Alabama at LSU – 6:30 p.m. (SECN+)
NIU at Missouri – 6:30 p.m. (SECN+)
Toledo at Vanderbilt – 6:30 p.m. (SECN+)

Week-by-Week Polls

Week	BA	CB	D1	BW	PG	USA	RPI
Preseason	9	6	10	9	8	6	--
Week 1 - Feb. 17	9	6	10	7	7	--	--
Week 2 - Feb. 24	4	6	8	6	6	--	115
Week 3 - March 2	12	12	18	13	10	19	118
Week 4 - March 9	13	10	17	13	10	17	140
Week 5 - March 16							
Week 6 - March 23							
Week 7 - March 30							
Week 8 - April 6							
Week 9 - April 13							
Week 10 - April 20							
Week 11 - April 27							
Week 12 - May 4							
Week 13 - May 11							
Week 14 - May 18							
Week 15 - May 25							
Week 16 - June 1							
Final Poll							

BA - Baseball America, CB - Collegiate Baseball Newspaper, D1 - D1Baseball,
BW - National Collegiate Baseball Writers Association, PG - Perfect Game,
USA - USA Today Coaches Poll, RPI - NCAA RPI

(--) - No poll/RPI released by the publication.

In The Polls

Baseball America			Collegiate Baseball			D1Baseball			NCBWA			Perfect Game			USA Today/Coaches		
1. Florida	16-0	1	1. Florida	16-0	2	1. Florida	16-0	1	1. Florida	16-0	1	1. Florida	16-0	1	1. Florida	16-0	1
2. Texas Tech	16-1	2	2. Texas Tech	16-1	3	2. Louisville	11-4	3	2. Texas Tech	16-1	2	2. Louisville	11-4	2	2. Georgia	4-2	3
3. Georgia	14-2	4	3. UCLA	13-2	1	3. Georgia	14-2	4	3. Georgia	14-2	3	3. Texas Tech	16-1	4	3. Texas Tech	6-1	4
4. UCLA	13-2	5	4. Georgia	14-2	4	4. Texas Tech	16-1	5	4. UCLA	13-2	5	4. UCLA	13-2	5	4. UCLA	3-2	2
5. Miami (Fla.)	11-4	6	5. Louisville	11-4	6	5. UCLA	13-2	6	5. Louisville	11-4	6	5. Georgia	14-2	6	5. Ole Miss	4-1	8
6. Louisville	11-4	7	6. Ole Miss	14-1	8	6. Vanderbilt	12-5	2	6. Vanderbilt	12-5	4	6. Arizona State	13-4	7	6. Louisville	1-4	6
7. Arizona State	13-4	8	7. Vanderbilt	12-5	5	7. Miami	11-4	7	7. Miami (Fla.)	11-4	8	7. Vanderbilt	12-5	3	7. Vanderbilt	2-5	5
8. Ole Miss	14-1	9	8. Arizona State	13-4	10	8. Ole Miss	14-1	9	8. Ole Miss	14-1	10	8. Duke	12-3	8	8. Miami (Fla.)	1-4	9
9. Oklahoma	13-4	11	9. Miami (Fla.)	11-4	9	9. Arizona State	13-4	10	9. Arizona State	13-4	9	9. Oklahoma	13-4	9	9. NC State	3-2	7
10. Duke	12-3	16	10. Mississippi State	10-4	12	10. Duke	12-3	12	10. NC State	13-2	7	10. Mississippi State	10-4	10	10. Arizona State	3-4	13
11. Vanderbilt	12-5	3	11. NC State	13-2	7	11. NC State	13-2	8	11. Duke	12-3	12	11. Miami (Fla.)	11-4	11	11. Duke	2-3	12
12. Long Beach State	10-5	17	12. UCF	15-2	15	12. UCF	15-2	14	12. Oklahoma	13-4	15	12. UCF	15-2	19	12. UCF	5-2	15
13. Mississippi State	10-4	13	13. Auburn	13-3	17	13. Oklahoma	13-4	15	13. Mississippi State	10-4	13	13. Auburn	13-3	13	13. Oklahoma	3-4	16
14. Arkansas	9-5	14	14. Duke	12-3	26	14. Arkansas	9-5	13	14. UCF	15-2	19	14. Ole Miss	14-1	15	14. Auburn	3-3	17
15. UCF	15-2	19	15. Arkansas	9-5	13	15. Florida State	10-5	11	15. Auburn	13-3	18	15. Arkansas	9-5	14	15. Arkansas	-5	10
16. Pepperdine	12-3	NR	16. Florida State	10-5	14	16. Long Beach State	10-5	17	16. Arkansas	9-5	11	16. Virginia	12-4	23	16. Florida State	0-5	14
17. Virginia	12-4	NR	17. Texas	13-3	19	17. Mississippi State	10-4	18	17. Florida State	10-5	14	17. NC State	13-2	16	17. Mississippi State	0-4	19
18. NC State	13-2	15	18. Texas A&M	14-3	20	18. Auburn	13-3	19	18. LSU	11-5	21	18. UC Santa Barbara	13-2	NR	18. Long Beach State	0-5	21
19. Florida State	10-5	14	19. LSU	11-5	22	19. LSU	11-5	21	19. East Carolina	12-3	22	19. Clemson	12-3	21	19. LSU	1-5	22
20. LSU	11-5	20	20. Alabama	15-1	23	20. Tulane	13-2	23	20. Texas A&M	14-3	23	20. Long Beach State	10-5	22	20. Tennessee	4-2	11
21. Dallas Baptist	11-4	21	21. Pepperdine	12-3	24	21. Pepperdine	12-3	24	21. Tennessee	14-2	16	21. Michigan	8-7	12	21. Alabama	5-1	25
22. Clemson	12-3	23	22. Tennessee	14-2	16	22. Dallas Baptist	11-4	25	22. Dallas Baptist	11-4	25	22. Tennessee	14-2	17	22. Texas	3-3	22
23. Tennessee	14-2	18	23. Virginia	12-4	—	23. UC Santa Barbara	13-2	NR	23. Long Beach State	10-5	24	23. Texas A&M	14-3	24	23. Texas A&M	4-3	24
24. East Carolina	12-3	25	24. Notre Dame	10-2	—	24. Clemson	12-3	NR	24. Alabama	15-1	26	24. Texas	13-3	25	24. Pepperdine	2-3	NR
25. Michigan	8-7	10	25. Clemson	12-3	27	25. Virginia	12-4	NR	25. Clemson	12-3	27	25. TCU	11-4	20	25. Clemson	2-3	NR
			26. UC Santa Barbara	13-2	30				26. Pepperdine	12-3	30						
			27. Long Beach State	10-5	21				27. Michigan	8-7	17						
			28. Oklahoma	13-4	28				28. Tulane	13-2	--						
			29. Tulane	13-2	29				29. TCU	11-4	20						
			30. Wichita State	13-2	—				30. Texas	13-3	28						

2020 Opponents in Bold



Hitting Totals/Streaks

MULTI-HIT GAMES	2	3	4	5+	2020	Career
Jordan Westburg	7	--	--	--	7	35
Justin Foscue	4	1	--	--	5	44
Kamren James	4	--	--	--	4	4
Rowdey Jordan	3	--	1	--	4	41
Josh Hatcher	1	2	--	--	3	26
Logan Tanner	2	1	--	--	3	3
Tanner Allen	1	--	--	--	2	52
Landon Jordan	2	--	--	--	2	5
Luke Hancock	1	--	--	--	1	3

Brad Cumbest	--	--	--	--	--	3
TEAM	26	4	1	--	31	--

MULTI-RBI GAMES	2	3	4	5+	2020	Career
Kamren James	4	--	--	--	4	4
Justin Foscue	3	1	--	--	4	25
Jordan Westburg	1	1	--	--	2	24
Josh Hatcher	2	--	--	--	2	13
Brandon Pimentel	1	1	--	--	2	2
Rowdey Jordan	1	--	--	--	1	25
Tanner Allen	--	1	--	--	1	22
Luke Hancock	1	--	--	--	1	4

Landon Jordan	--	--	--	--	--	3
Brad Cumbest	--	--	--	--	--	2
TEAM	13	4	--	--	17	--

HITTING STREAKS	Current	2020 Long	Career
Justin Foscue	--	5	10
Josh Hatcher	5	5	6
Kamren James	5	5	5
Rowdey Jordan	5	5	7
Jordan Westburg	1	4	12
Brandon Pimentel	--	4	4
Tanner Allen	--	3	14
Landon Jordan	--	2	4
Mason Land	1	1	1
Brad Cumbest	--	1	2
Luke Hancock	--	1	3
Drew McGowan	--	1	1
Logan Tanner	1	1	1
Tanner Leggett	1	1	1

Bryce Brock	--	--	1
Spencer Price	1	--	1

REACHED BASED	CURRENT	2020	CAREER
Jordan Westburg	3	10	30*
Justin Foscue	--	8	18
Rowdey Jordan	8	8	15 (2x)
Kamren James	5	5	5
Tanner Allen	--	5	26*
Josh Hatcher	5	5	8
Brandon Pimentel	--	4	4
Logan Tanner	1	4	4
Landon Jordan	2	3	6
Luke Hancock	--	3	12
Tanner Leggett	2	2	2
Mason Land	2	2	2
Drew McGowan	--	1	1
Brad Cumbest	--	1	4

Bryce Brock	--	--	1
Spencer Price	1	--	1

* - Streak spanned the 2019 and 2020 seasons.

News and Notes

Loud Debut for MacLeod

- Redshirt-freshman **Christian MacLeod** made his collegiate debut in a start on the mound against Wright State on Saturday, Feb. 15 and quickly made his mark.
- The left-hander tossed five scoreless innings and allowed just three base runners. His first collegiate victory helped him secure SEC Co-Freshman of the Week and Collegiate Baseball National Player of the Week honor roll honors.
- MacLeod missed the 2019 campaign due to illness.

Rookie Record for MacLeod

- With 11 strikeouts in his collegiate debut, redshirt-freshman **Christian MacLeod** struck out the most batters in a debut at Mississippi State since at least 1985.
- In week four, he fanned 12 batters to make him just the third freshman since at least 1985 with multiple 10-strikeout games in his rookie season. He joined **Eric DuBose** (1995) and **Paul Maholm** (2001).
- Among pitchers making their collegiate debut in a start, his 11 punch outs bested **John Lalor's** and **Will Cox's** eight strikeout efforts.

K	Name	Opponent (Date)
8	John Lalor	Jackson State (March 9, 2005)
8	Will Cox	Mississippi Valley State (2/26/2012)

- Scott Tanksley** (1993), **Brandon Woodruff** (2012) and **Will Bednar** (2020) each struck out eight in their first career starts, but each made relief appearances prior to those starts.
- In Mississippi State history, only four freshman have struck out more batters in a game than MacLeod's 11 versus Wright State, as his total is tied for No. 6 since at least 1985.

K	Name	Opponent (Date)
1.	15	Eric DuBose LSU (5/12/1995)
2.	14	Eric DuBose vs. Auburn (5/18/1995)
3.	13	Paul Maholm South Carolina (4/14/2001)
4.	12	Christian MacLeod Quinnipiac (3/6/2020)
	12	Nick Routt Auburn (4/4/2009)
	12	Chris George Tennessee (4/9/1989)
7.	11	Christian MacLeod Wright State (2/15/2020)
	11	JT Ginn at Florida (3/6/2019)
	11	Mark Freed UAB (4/14/1998)
10.	10	Paul Maholm Auburn (3/10/2001)
	10	Nelson Arriete vs. Ole Miss (4/17/1988)

Reliable Riley

- Senior Riley Self continues to climb the all-time relief appearances chart, sitting at No. 6 on State's all-time list.
- The right-hander has made 78 appearances: 31 as a freshman, 18 as a sophomore, 23 during his junior season and six in 2020, thus far.
- Self owns a 12-2 overall record and nine saves in 105 2/3 innings of work over his 78 appearances.

<i>Player (Seasons)</i>	<i>RA</i>
1. Van Johnson (1995-98)	115
2. Jon Harden (1989-92)	110
3. Caleb Reed (2009-12)	92
4. Ross Mitchell (2012-15)	86
5. Jonathan Holder (2012-14)	81
6. Riley Self (2017-present)	78
Chad Girodo (2010-13)	78
8. Scott Tanksley (1993-95)	75
9. Pete Young (1987-89)	72
10. Scott Polk (1995-99)	71
Saunders Ramsey (2002-05)	71

New Kids on the Bump

- On the season, the freshman trio of **Will Bednar**, **Christian MacLeod** and **Landon Sims** have piled up 75 strikeouts in 47 innings of work.
- MSU's NKOTB have combined to post a 5-0 record and one save, while limiting opposing hitters to .134 batting average against (22-for-164).
- Along with the 74 strikeouts, they have walked just 18 batters.
- Against Quinnipiac, MacLeod (12), Bednar (8) and Sims (6) combined to strike out 26 batters in 14 1/3 innings. MacLeod and Sims each collected wins, while Bednar received a no decision in his first collegiate start.

Westy Works His Way On

- After finishing the 2019 season on a 20-game reached base streak, **Jordan Westburg** pushed his streak to 30 games by reaching safely in the first 10 games of the 2020 campaign.
- The right-hander saw that streak come to an end in the series finale at Long Beach State.
- That streak is tied for the sixth longest reached base streak at Mississippi State since the start of the 2009 season. He equaled the streak by **Sam Heck** during the 2014 season.

MORE ON PAGE 9

- Westburg has reached base in 76 of 80 games over the past two seasons, including four reached base streaks of at least 10 games:

Streak	Span
14 games	Feb 15-March 8, 2019
15 games	March 13-April 5, 2019
14 games	April 7-May 3, 2019
30 games	May 4, 2019-February 29, 2020
10 Games	February 14-29, 2020
30 Games	May 4-June 20, 2019

Making the Debut

- On opening weekend, 11 student-athletes put on maroon & white for the first time, including five freshmen who made their collegiate debuts.
- In all, 17 Diamond Dawgs have made their first-career appearance in 2020.
- Of those 17, eight are true freshman, one is a redshirt-freshman, two are graduate transfers and six are junior college transfers.

Will Bednar *
David Dunlavey
Jaxen Forrester
Hunter French *
Houston Harding
KC Hunt *
Kamren James *
Carlisle Koestler
Mason Land *
Tanner Leggett
Christian MacLeod *
Drew McGowan *
Chase Patrick
Brandon Pimentel
Jared Shemper
Landon Sims *
Logan Tanner *

* - denotes freshmen who made collegiate debut.

Streaking at the Plate

- Since 2009, there have been 10 reached base streaks of 26 games or longer. That list includes **Tanner Allen** and **Jordan Westburg** who saw streaks end in 2020.
- Westburg reached base in the final 20 games of the 2019 season and was on base in the first 10 games of 2020.
- Allen reached base his first five appearances of 2020, adding to his 21-game streak which ended the 2019 campaign.
- Both streaks came to an end during the Bulldogs' series at Long Beach State. Allen's ended on February 28, while Westburg's came to a halt in the series finale on March 1.

<u>Streak</u>	<u>Name (Year)</u>
43	Brett Pirtle (2013)
41	Jarrod Parks (2011)
40	Nick Vickerson (28, 2010; 12, 2011)
39	Brett Pirtle (2014)
31	Elijah MacNamee (2018)
30	Jordan Westburg (20, 2019; 10, 2020)
30	Seth Heck (2014)
27	Jake Mangum (13, 2016; 14, 2017)
26	Tanner Allen (21, 2019; 5, 2020)
26	Scott DeLoach (2009)

NOTE: Any streak listed with multiple years spanned multiple seasons.

Uni Watch

- The old adage stats, "look good, feel good." And, when you feel good you usually preform well. Below is a list of how MSU has done in each of its uniforms over the past two seasons;

<u>UNIFORM</u>	<u>2019</u>	<u>2020</u>
Black '85s	10-0	2-1
Maroon '85s	14-5	3-2
White '85s	9-3	0-1
White Block State	8-1	3-0
Grey Vests	2-1	--
White Pinstripes	4-1	1-0
Grey Script State	New in 2020	1-0
Grey Pinstripes	4-4	--
Alex Wilcox Uniforms	1-0	--

Starting with a Sweep

- Mississippi State opened the 2020 season with a sweep of Wright State at Dudy Noble Field to mark the first back-to-back season opening sweeps since the 2010-11 seasons.
- The Diamond Dawgs opened the 2019 season with a three-game sweep of Youngstown State, marking the first time since 2015 the Bulldogs swept a series to open a season.
- In all, State has opened a season with a perfect home weekend on 14 occasions since 1990, when most college teams began starting the season with weekend series.
- Other season-opening sweeps include; 2015, 213, 2010, 2011, 2007, 2006, 2005, 2004, 2001, 1999, 1995 and 994.
- Of the 31 seasons since 1990, State has opened the year at home on 23 occasions.

Leaping Dawgs

- Mississippi State played on February 29 for the fourth time since 1992 and moved to 3-1 with a 9-0 shutout victory at Long Beach State.

<u>Season</u>	<u>Opponent</u>	<u>Result</u>
2000	at Jackson State	W, 11-0
2004	Illinois	W, 9-3
2012	Memphis	L, 6-7
2020	at Long Beach State	W, 9-0

SEC's Winningest First-Year Skipper

- Head coach **Chris Lemonis** will be the first person to tell you he inherited a very talented roster upon arrival in Starkville, but in his first season he posted the most wins by a first-year Southeastern Conference head coach in conference history.

<u>Wins</u>	<u>Head Coach, School</u>	<u>Season</u>
52	Chris Lemonis, Mississippi State	2019
44	Smoke Laval, LSU	2002
43	Nick Mingione, Kentucky	2017
43	Chad Holbrook, South Carolina	2013
43	Joe Arnold, Florida	1994
43	June Raines, South Carolina	1977

NOTE: The list below includes head coaches in their first year as a head coach in the conference, not at an SEC school.

Honors Tracker

Tanner Allen

Collegiate Baseball Newspaper Preseason All-America (second team)
D1Baseball Preseason All-America (third team)
NCBWA Preseason All-America (third team)
Perfect Game Preseason All-America (third team)
Preseason All-SEC (second team)

Jim Ellis

NCBWA Wilbur Snyppe Award (*outstanding contributions to college baseball*)

Justin Foscoe

MLBPipeline's Top-100 2020 MLB Draft Prospect (No. 58)
Baseball America Preseason All-America (second team)
Collegiate Baseball Newspaper Preseason All-America (second team)
D1Baseball Preseason All-America (second team)
NCBWA Preseason All-America (first team)
Perfect Game Preseason All-America (second team)
Preseason All-SEC (first team)

JT Ginn

MLBPipeline's Top-100 2020 MLB Draft Prospect (No. 15)
Baseball America Preseason All-America (first team)
Collegiate Baseball Newspaper Preseason All-America (second team)
D1Baseball Preseason All-America (second team)
NCBWA Preseason All-America (third team)
Perfect Game Preseason All-America (second team)

Josh Hatcher

Preseason All-SEC (second team)

Rowdey Jordan

Preseason All-SEC (second team)

Christian MacLeod

SEC Co-Freshman of the Week (Feb. 17)
Collegiate Baseball National Weekly Honor Roll (Feb. 17)

Jordan Westburg

MLBPipeline's Top-100 2020 MLB Draft Prospect (No. 42)
Collegiate Baseball Newspaper Preseason All-America (third team)
Perfect Game Preseason All-America (third team)
Preseason All-SEC (second team)





State to The Show

Diamond Dawgs Playing in Major League Baseball

Name (Yrs. at MSU)	Pos.	Organization
Adam Frazier (2011-13)	IF	Pittsburgh Pirates
Kendall Graveman (2010-13)	RHP *	Chicago Cubs
Jonathan Holder (2010-13)	RHP	New York Yankees
Dakota Hudson (2014-16)	RHP	St. Louis Cardinals
Nathaniel Lowe (2016)	IF	Tampa Bay Rays
Mitch Moreland (2005-07)	IF	Boston Red Sox
Hunter Renfroe (2011-13)	RF	San Diego Padres
Chris Stratton (2010-12)	RHP	Los Angeles Angels
Brandon Woodruff (2012-14)	LHP	Milwaukee Brewers

* - Part of 40-man roster, but on injured list.

Diamond Dawgs in Minor League Baseball

Name (Yrs. at MSU)	Pos.	Organization (Level)
Trysten Barlow (2017-19)	LHP	Colorado Rockies (R+)
Jacob Billingsley (2014-18)	RHP	Houston Astros (A+)
Ben Bracewell (2010-14)	RHP ^	Oakland Athletics (AAA)
Daniel Brown (2015-16)	LHP	Milwaukee Brewers (AA)
Gavin Collins (2014-16)	C ^	Cleveland Indians (A+)
J.P. France (2018)	RHP	Houston Astros (A+)
Cole Gordon (2016-19)	RHP	New York Mets (A)
Ryan Gridley (2015-2017)	IF	Oakland Athletics (A+)
Zac Houston (2014-16)	RHP	Detroit Tigers (AAA)
Reid Humphreys (2014-16)	RHP	Colorado Rockies (AA)
Keegan James (2016, 18-19)	RHP	Colorado Rockies (R+)
Jack Kruger (2016)	C ^	Los Angeles Angels (AA)
Jared Liebelt (2018-19)	RHP	Arizona Diamondbacks (R+)
Jacob Lindgren	LHP ^	Chicago White Sox (A+)
Jake Mangum (2016-19)	OF ^	New York Mets (A-SS)
Evan Mitchell (2011-13)	RHP	Was Released
Zach Neff (2018)	LHP	Minnesota Twins (A+)
Konnor Pilkington (2016-18)	LHP	Chicago White Sox (A+)
Peyton Plumlee (2017, 19)	RHP	Houston Astros (A-SS)
Jacob Robson (2013-16)	OF ^	Detroit Tigers (AAA)
Brent Rooker (2014-2017)	IF ^	Minnesota Twins (AAA)
Dustin Skelton (2017-19)	C	Miami Marlins (A-SS)
Ethan Small (2016, 18-19)	LHP ^	Milwaukee Brewers (A)
Hunter Stovall (2016-18)	IF	Philadelphia Phillies (A)
Colby White (2019)	RHP	Tampa Bay Rays (A-SS)

^ - Non-roster invitee to 2020 Spring Training.

Diamond Dawgs Coaching in Professional Baseball

Name (Yrs. at MSU)	Organization	Team (Level)
Chris Maloney (1982-83)	Atlanta Braves	Mississippi (AA)
Chris Young (2000-02)	Philadelphia Phillies	Philadelphia (MLB)

Diamond Dawgs Working in Professional Baseball

Name (Yrs. at MSU)	Organization	Role
Jeff Brantley (1982-85)	Cincinnati Reds	Broadcaster
Will Clark (1983-85)	San Francisco Giants	Special Assistant



Going Camping

- Eight former Diamond Dawgs ended the 2019 Major League Baseball season on active rosters, while a ninth was a part of the 40-man roster.
- Entering the 2020 MLB season, those nine remain on the 40-man rosters for their respective teams, while eight others earned invitations to big league training camp.
- Adam Frazier** (Pittsburgh), **Kendall Graveman** (Seattle), **Jonathan Holder** (New York Yankees), **Dakota Hudson** (St. Louis), **Nate Lowe** (Tampa Bay), **Mitch Moreland** (Boston), **Hunter Renfroe** (Tampa Bay), **Chris Stratton** (Pittsburgh) and **Brandon Woodruff** (Milwaukee) each enter Spring Training on the 40-man rosters of their respective teams.
- Ben Bracewell** (Oakland), **Gavin Collins** (Cleveland), **Jack Kruger** (Los Angeles Angels), **Jacob Lindgren** (Chicago White Sox), **Jake Mangum** (New York Mets), **Jacob Robson** (Detroit), **Brent Rooker** (Minnesota) and **Ethan Small** (Milwaukee) earned non-roster invitations to MLB Spring Training.

Big League Talent

- Mississippi State is great at turning out major league talent, with 61 Diamond Dawgs reaching the highest level of the sport, but it is also great at keeping student-athletes from the draft.
 - The 2020 roster features four Bulldogs that had been drafted prior to the season,
- | Name (Pos.) | Year | Round | Organization |
|----------------------|------|-------|---------------------|
| Tanner Allen (IF/OF) | 2017 | 36th | Chicago Cubs |
| | 2019 | 34th | Colorado Rockies |
| Eric Cerantola (LHP) | 2018 | 30th | Tampa Bay Rays |
| JT Ginn (RHP) | 2018 | 1st | Los Angeles Dodgers |
| Josh Hatcher (IF/OF) | 2017 | 39th | Los Angeles Angels |
- In 2019, Mississippi State saw a program-record 11 student-athletes drafted in the MLB First Year Player Draft, including junior **Tanner Allen** for the second time in his career.

Filling the New Dude

- Mississippi State opened the new Dudy Noble Field in styling, averaging a school-record 8,899 fans over 41 home dates in 2019, besting the 8,127 average from the 2014 season.
 - That average is helped by 10 crowds of 10,000-plus in 2019, which is the most in a single season in program history.
- | | 10 | 2019 |
|--|----|------------|
| | 8 | 2016 |
| | 5 | 2013 |
| | 4 | 2014, 2007 |
- Along with the home crowd success, Mississippi State and Ole Miss drew a facility-record crowd of 8,638 fans for the 2019 Governor's Cup at Trustmark Park in Pearl, Mississippi on April 23.
 - State has added two more 10,000-plus crowd to start the 2020 season, as they packed 11,006 fans into the stands versus Wright State on February 15. The Dawgs then set a February program-record with 12,034 versus Oregon State on Feb. 22.
 - The 10,000-plus crowd was the 60th all-time at Dudy Noble Field and ranks No. 34 on the all-time attendance charts at Dudy Noble Field.

Ellis Enters Year 42, Honored by NCBWA

- The 2020 season marks year No. 42 for long-time MSU radio broadcaster **Jim Ellis** as the play-by-play announcer for Mississippi State baseball
- Ellis began his tenure in 1979 and is tied for the second-longest tenured broadcaster in Division I college baseball, trailing only Dave Nitz at Louisiana Tech (46 seasons). Ellis' 42 years are tied with Ole Miss' David Kellum and Southern Miss' John Cox.
- The new Dudy Noble Field features home and visiting radio booths inside the Jim Ellis Radio Suite, named for the iconic "Voice of the Diamond Dawgs."
- In February, Ellis was named the National Collegiate Baseball Writers Association's Wilbur Snyppe Award winner. The award is given yearly for outstanding contributions to college baseball.



Dudy Noble Field

Biography

The largest on-campus facility in college baseball, Dudy Noble Field will see the 54th season of Mississippi State baseball at its current site in 2020. With over 1,600 games played at the venue, the Diamond Dawgs have a .729 winning percentage at the facility, which recently received a \$68-million upgrade.

The field is named in honor of longtime MSU baseball coach, athletics director and ABCA Hall of Famer Clarke Randolph "Dudy" Noble. On April 27, 1998 the facility was renamed Dudy Noble Field, Polk-DeMent Stadium, honoring another ABCA Hall of Famer, former Bulldog skipper Ron Polk, and the late Gordon DeMent, a successful businessman and longtime fan of the Diamond Dawgs from Indianola, Mississippi.

The Origin

From 1929 until 1964, Mississippi State hosted its baseball games at the original on-campus venue, Hardy Field, which was located several hundred yards to the south of the Bulldogs' home football venue, Davis Wade Stadium at Scott Field. The baseball field was closed following the 1964 season to make way for the construction of Dorman Hall and for the next two seasons the Diamond Dawgs played their home games at Redbird Park in Columbus, Mississippi, capturing SEC titles both seasons at their temporary home.

The tin-roofed grandstand and 2,000-seat bleachers from the original Dudy Noble Field were transported to the stadium's present site, which became playable for the 1967 season. Since that time, facility enhancements have followed at a steady pace to make the "Carnegie Hall of College Baseball" one of the finest all-around facilities on the road to Omaha. Among with numerous upgrades, the current site has seen two complete demolitions and reconstructions, the latest occurring during a three-year span (2017-19) and opening prior to the start of the 2019 campaign.

Leading the Attendance Boom

With a laundry list of legendary names on its all-time roster, it comes as no surprise that Mississippi State ranks among the nation's attendance leaders year in and year out. The Dudy Noble Field faithful have sold out the reserved seating allotment every season since 1987.

Along with routinely hosting some of the largest crowds in the SEC, ten of the last 12 three-day Super Bulldog Weekend series have drawn more than 25,000 fans.

MSU eclipsed the 200,000 mark in paid attendance at Dudy Noble Field for six-straight seasons between 2012-17, marking the first such occurrence in the program's history. In 2013, the Diamond Dawgs' five-millionth fan walked through the turnstiles at Dudy Noble Field. Since home attendance figures were charted starting in 1976, the "Carnegie Hall of College Baseball" has seen 6,570,338 fans rush through the gates.

In 19 of the last 20 seasons, Mississippi State has averaged 6,000 fans per game, including a record average of 8,899 during the 2019 campaign. Overall, State has eclipsed the 200,000-fan mark 12 times since 2002, with a school-record 373,784 viewing the 2019 home schedule.

Of the top 25 all-time college baseball on-campus attendances, Dudy Noble Field finds itself on the list 19 times, most notably owning the all-time on-campus attendance record of 15,586 on April 12, 2014. The Bulldogs own 15 of the top 16 marks in NCAA on-campus history and are the only NCAA baseball program to boast on-campus attendances of 14,000 or more. The five largest NCAA Super Regional crowds have all assembled in Starkville, Mississippi, as well.

From April 11-13, 2014, the Bulldog faithful flooded the gates at Dudy Noble Field to the tune of 39,181 fans for a three-game series versus Ole Miss. The nearly 40,000 fans on the weekend set an NCAA on-campus attendance record for a three-game series.

Dudy Noble Field has ushered in crowds of 10,000 or better 61 times, including 2007 NCAA Super Regional-record draws of 13,715 and 12,620 for nationally-televised, late-morning games against Clemson. In 2019, the first season of the "New Dude," the Diamond Dawgs garnered crowds of 10,000-plus a school-record 10 times.

Mississippi State has hosted 25 postseason events at the facility, including three NCAA District III Tournaments (1973-75), five SEC tournaments (1979, 81, 83, 88 & 95), 15 NCAA Regionals (1979, 84-85, 87-89, 90, 92, 97, 2000, 03, 13, 16 & 19) and three NCAA Super Regionals (2007, 16 & 19).

The Left Field Lounge

The aura of Mississippi State baseball at Dudy Noble Field is certainly not confined to the loyal legions in the impressive grandstand, pro-style luxury sky suites or luxurious Left Field Lofts.

In fact, some of the more highly-prized seats at Bulldog baseball games are found beyond the outfield fence in the Left Field Lounge™. Waiting lists greet those seeking to purchase one of the 96 outfield lounges in the iconic two-level outfield tailgate.

Once a colorful assortment of pickup trucks, motor homes, and trailers — most equipped with grills — lined the outfield fence, completing a circle of humanity at Dudy Noble Field. Now, the permanent lounge spaces are connected to the concourse, allowing everyone to stroll through and experience the iconic lounge culture.

What began in the late 1960s as a popular gathering spot for baseball-loving MSU supporters now forms college baseball's largest tailgate party.

The "New Dude"

The second demolition at the current site occurred following the 2017 season and the \$68 million facility opened its gates for the 2019 campaign. Architect Wier Boerner Allin, along with consultants Populous and famed stadium architect/State alum Janet Marie Smith designed the project, while construction manager ICM and general contractor JESCO Construction, Inc. oversaw the construction.

Covering 12 acres of land on the Mississippi State University campus, the 230,000 square foot facility carries on Dudy Noble Field's legacy as the "Carnegie Hall of College Baseball." Installation of the second largest scoreboard in college baseball, measuring 43 feet wide by 60 feet high, started the project in 2017. The board, which was the largest in college baseball upon installation, is larger than boards owned by three Major League Baseball teams. The addition of 96 permanent Left Field Lounge rigs encircling the outfield followed during the fall of 2018.

The concourse and lower-level grandstands were in place for the 2018 season, with the Diamond Suites, upper-deck reserved seating area and three unique club areas — Farm Bureau Triple Crown Club, Charlie and Dana Stephenson Omaha Club and The Rooftop Club — were completed prior to the 2019 campaign. The newest version of Dudy Noble Field also features increased restroom facilities and concession points of sale.

The player spaces also received an upgrade, expanding to cover 18,000 square feet underneath the facility. The fully-equipped Bruce and Julie Martin Locker Room includes an embedded equipment room, houses 40 wooden lockers and features an oversized, dimensional halo-lit '85 Script Mississippi State sign is suspended overhead in the middle of the room.

The more spacious locker room includes an attached training room with whirlpool and fully-functional fueling station. The Mitch Moreland Hitting Tunnel, which is equipped with HitTrax, and Turner & Gloria Wingo Team Lounge are easily accessed from the home dugout, with the eye-popping player entrance and Hassell H. Franklin Omaha Room greeting players as they enter the facility. The Pat McMahon Pitching Lab is also housed under the stadium, featuring arm care and conditioning equipment, one oversized turfed mound with three pitching rubbers and state of the art video equipment.

Top-25 Crowds

	Attendance	Opponent	Date
1.	15,586 *	Ole Miss	April 12, 2014
2.	15,078	Texas A&M	April 16, 2016
3.	14,991	Florida	April 22, 1989
4.	14,562	Auburn	April 20, 2013
5.	14,378	LSU	April 16, 1988
6.	13,761	Arkansas	April 25, 1992
7.	13,715 ^	Clemson	June 9, 2007
8.	13,691	Kentucky	April 8, 2017
9.	13,617	Georgia	April 8, 2006
10.	13,452 ^	Arizona	June 11, 2016
11.	13,224	Ole Miss	April 11, 2014
12.	13,132 ^	Stanford	June 8, 2019
13.	13,123	Ole Miss	April 15, 2000
14.	13,004	Florida	April 18, 2015
15.	12,913 ^	Arizona	June 10, 2016
16.	12,708	Auburn	April 24, 1993
17.	12,620 ^	Clemson	June 8, 2007
18.	12,360	Georgia	April 6, 2002
19.	12,343	Auburn	March 23, 2019
20.	12,034	Oregon State	February 22, 2020
21.	11,763	Auburn	April 12, 2003
22.	11,648	LSU	March 30, 2019
23.	11,597 ^	Stanford	June 9, 2019
24.	11,515	Ole Miss	April 2, 2016
25.	11,511	Central Michigan	June 1, 2019

* - NCAA on-campus attendance record

^ - NCAA Regional

- NCAA Super Regional

NOTE: Mississippi State owns 61 crowds of 10,000-plus in the history of the program. The top seven (7) crowds in Dudy Noble Field history are also the top seven (7) on-campus crowds in NCAA history.



Going Yard

Below is a listing of all of the home runs for the 2020 season, including expanded data for those home runs that MSU hits at home.

Gm	Name	Inn.	On Base	Exit Velocity	Launch Angle	Distance
2	Tanner, Logan *	2	--	100	19	368 feet
4	Brandon Pimentel	8	3	105	19	372 feet
5	Josh Hatcher *	4	--	99	38	350 feet
6	Justin Foscue	4	--	99	33	377 feet
8	Brad Cumbest *	2	--	99	24	379 feet
8	Jordan Westburg	7	1	104	22	410 feet
10	Justin Foscue	6	--	103	21	391 feet
12	Josh Hatcher	4	1	105	19	366 feet
12	Jordan Westburg *	5	--	101	25	381 feet
13	Kamren James *	7	--	106	17	338 feet
14	Logan Tanner *	4	--	93	28	340 feet

11 total home run in 2020

(* - Home run led off an inning | ^ - Leadoff home run (bottom/top 1st)

The Last Time...

- SEC Tournament | % - NCAA Regional | ^ - NCAA Super Regional | \$ - College World Series

A MISSISSIPPI STATE TEAM...

Won 15+ Consecutive Games	17 - Feb. 15-March 8, 2013
Won 10+ Consecutive Games	14 - Feb. 23-March 16, 2019
Won 10+ Consecutive SEC Games	12 - April 30-May 25, 2016
Won 5+ Consecutive SEC Games	6 - May 4-17, 2019
Lost 5+ Consecutive Games	6 - May 7-16, 2015
Lost 5+ Consecutive SEC Games	6 - May 7-16, 2015
Swept a Three-Game Series	Quinnipiac; March 6-8, 2020
at Home	Quinnipiac; March 6-8, 2020
on The Road	at Ole Miss; May 10-12, 2019
Swept a Non-Conference Three-Game Series	Wright State; February 14-16, 2020
at Home	Quinnipiac; March 6-8, 2020
on The Road	at Hawaii-Hilo; 1985
Swept a Three-Game SEC Series	at Ole Miss; May 10-12
at Home	Georgia; April 26-28, 2019
on The Road	at Ole Miss; May 10-12, 2019
Was Swept in a Three-Game Series	at Arkansas; April 18-20, 2019
at Home	Vanderbilt; March 16-18, 2018
on The Road	at Arkansas; April 18-20, 2019
Was Swept in a Three-Game Non-Conference Series	at Southern Miss; Feb. 16-18, 2018
at Home	Southeastern Louisiana; Feb. 26-28, 2010
on The Road	at Southern Miss; Feb. 16-18, 2018
Was Swept in a Three-Game SEC Series	at Arkansas; April 18-20, 2019
at Home	Vanderbilt; March 16-18, 2018
on The Road	at Arkansas; April 18-20, 2019
Played An Extra-Inning Game	W, 6-3 (11 innings) - at Tennessee; April 5, 2019
Won An Extra-Inning Game	W, 6-3 (11 innings) - at Tennessee; April 5, 2019
Lost An Extra-Inning Game	L, 0-1 (10 innings) - Southern Miss; Feb. 22, 2019
Played Consecutive Extra-Inning Games	May 4-5, 2018; at Alabama, W, 14-12 (10 innings) and L, 3-4 (10 innings)
Won Consecutive Extra-Inning Games	May 10-11, 2014; Tennessee, W, 1-0 (10 innings) and W, 4-3 (12 innings)
Won on a Walk-Off	W, 5-4 - Quinnipiac; March 7, 2020
Josh Hatcher RBI single in the ninth inning	
Won Consecutive Games Via A Walk-Off	May 10-11, 2014; Tennessee, W, 1-0 (10 innings) and W, 4-3 (12 innings)
Seth Heck RBI single in the 10th inning	
Cody Walker bases loaded walk in the 12th inning	

A MISSISSIPPI STATE OFFENSE...

Scored 30+ Runs	32 - Jackson State; April 29, 1988
Scored 25+ Runs	27 - Alcorn State; April 20, 2010
Scored 20+ Runs	24 - South Carolina; May 16, 2019
Scored 15+ Runs	24 - South Carolina; May 16, 2019
Scored 10+ Runs In An Inning	10 - ULM (4th); April 3, 2019
Scored 9+ Runs In An Inning	9 - at Ole Miss (4th); May 12, 2019
Scored 8+ Runs In An Inning	9 - at Ole Miss (4th); May 12, 2019
Had 30+ Hits	30 - Kentucky; April 30, 1989
Had 25+ Hits	26 - Little Rock; Feb. 28, 1999
Had 20+ Hits	21 - South Carolina; May 16, 2019
Had 20+ Hits in Back-to-Back Games	Auburn (20, 21); March 23-24, 2019
Had 6+ Home Runs	6 - at UAB; March 18, 2008
Had 5+ Home Runs	5 - Alabama; May 2, 2009
Hit Back-To-Back Home Runs	1st Inning, Dustin Skelton (Grand Slam)/Tanner Allen (Solo) - ULM; April 3, 2019
Hit Back-To-Back-To-Back Home Runs	8th Inning, Russ Sneed (2R HR)/Connor Powers (Solo)/Ryan Duffy (Solo); Alabama, May 3, 2009
Had 3+ Triples	3 - Southern Cal; March 14, 2004
Had 8+ Doubles	8 - Auburn; March 24, 2019
Had 7+ Doubles	7 - Georgia; April 26, 2019
Had 6+ Doubles	7 - Georgia; April 26, 2019
Had 10+ Walks	11 - Oregon State; February 22, 2020
Had 9+ Stolen Bases	10 - Arkansas-Pine Bluff; March 18, 2017
Had 8+ Stolen Bases	10 - Arkansas-Pine Bluff; March 18, 2017
Didn't Strikeout in a Game	Jackson State; Feb. 26, 2019
Had Two or Fewer Strikeouts	2 - South Alabama; April 10, 2019
Was Shut Out	at Long Beach State (0-4); February 28, 2020
at Home	Southern Miss (0-1); Feb. 22, 2019
on The Road	at Long Beach State (0-4); February 28, 2020
Back-To-Back Games	Auburn (0-5, 0-4); March 27-28, 2015
Three-Straight Games	vs. Southern Miss (0-3); March 24, 2018 and Auburn (0-5, 0-4); March 27-28, 2015

MISSISSIPPI STATE PITCHING STAFF...

Held Opponent To 1 Hit	at Texas A&M; May 3, 2019
Held Opponent To 2 Hits	Texas Southern; April 16, 2019
Struck Out 20+ Batters Not since at least 2004
Struck Out 15+ Batters	18 - Alcorn State; February 26, 2020
Did Not Issue A Walk at Texas A&M-2; May 4, 2019
Shut Out An Opponent	at Long Beach State (9-0); February 29, 2020
at Home	Alabama; April 12, 2019 (6-0)
on The Road	at Long Beach State (9-0); February 29, 2020
Neutral Site Game	vs. Washington (1-0); June 16, 2018 \$
Postseason Game	vs. Washington (1-0); June 16, 2018 \$
Recorded Back-To-Back Shutouts	2016 (Nicholls State, Feb. 28 [8-0] and Alcorn State, March 1 [14-0])
Shut Out An SEC Opponent	at Ole Miss; May 10, 2019 (2-0)
at Home	Alabama; April 12, 2019 (6-0)
On The Road	at Ole Miss; May 10, 2019 (2-0)
Neutral Site	vs. Georgia; May 24, 2017 (3-0) #

A MISSISSIPPI STATE BATTER HAD...

Hit for the Cycle	Brad Freeman; South Alabama, Feb. 17, 1998
Walk-Off Hit	Josh Hatcher; Quinnipiac, March 7, 2020
8+ At-Bats	8 - Jordan Westburg, Tanner Allen & Rowdey Jordan vs. LSU, May 22, 2019 #
6+ Hits	6 - Adam Frazier; at Virginia, June 8, 2013
5+ Hits	5 - Tanner Allen; South Carolina, May 16, 2019
4+ Hits	4 - Rowdey Jordan; at Long Beach State, February 29, 2020
2+ Hits In An Inning	Dustin Skelton (1B, 1B; 4th inning); at Ole Miss, May 12, 2019
5+ Runs	5 - Jon Knott; Little Rock, Feb. 28, 1999
4+ Runs	4 - Jordan Westburg; Alcorn State, February 26, 2020
3+ Doubles	3 - Justin Foscue; Georgia, April 26, 2019
2+ Triples	2 - C.T. Bradford; at Arizona, March 9, 2014
3+ Home Runs	3 - Brent Rooker; vs. Kentucky, April 8, 2017
2+ Home Runs	2 - Josh Hatcher; vs. South Carolina, May 17, 2019
Inside-The-Park Home Run	Cody Brown; vs. Kentucky, April 7, 2017
Pinch Hit Home Run	Cole Gordon; vs. South Alabama, June 4, 2017
Leadoff Home Run (Top or bottom of 1st inning)	Jake Mangum (Top 1st); at Florida-1, March 16, 2019
Walk-Off Home Run	Elijah MacNamee (2-run HR); at Vanderbilt, June 8, 2018
Hit a Grand Slam	Dustin Skelton; South Carolina, May 16, 2019
Multiple Grand Slams Never
A Pinch Hit Grand Slam Never
10+ RBIs	11 - Jason Nappi; at UAB, March 18, 2008
9+ RBIs	9 - Ryan Duffy; vs. Jackson State, April 6, 2010
8+ RBIs	8 - Brent Rooker; vs. Indiana State, Feb. 24, 2017
7+ RBIs	7 - Jordan Westburg; vs. North Carolina, June 19, 2018 \$
10+ Total Bases	13 - Brent Rooker; vs. Kentucky, April 8, 2017
4+ Walks	4 - Seth Heck; vs. Marshall, Feb. 21, 2015
3+ Walks	3 - Rowdey Jordan; Georgia, April 26, 2019
4+ Stolen Bases	4 - Derrick Armstrong; vs. Michigan State, March 1, 2014
3+ Stolen Bases	3 - Brent Rooker; vs. Arkansas-Pine Bluff, March 14, 2017
Stole Home	Hunter Stovall; vs. Alcorn State, March 1, 2016
3+ Hit By Pitches	3 - Jordan Westburg; Youngstown State-2, Feb. 16, 2019

A MISSISSIPPI STATE PITCHER HAD...

A Perfect Game	J.T. Peatross; Mississippi College (1-0), 1918
A No-Hitter	Gene Morgan; at Hawaii-Hilo (2-0), April 6, 1985
A Complete Game (9 Inn.)	Jacob Billingsley; at Southern Miss (8-1), June 6, 2017 %
A Complete Game (7 Inn.)	JT Ginn; at Texas A&M-1 (0-1), May 4, 2019
Complete-Game 1-Hitter	Unknown
Complete-Game 2-Hitter	Ricky Bowen; vs. Ole Miss, March 16, 2008
Consecutive Complete Games	Dakota Hudson; 2016 (at Auburn (4-0), May 13 and Arkansas (7-0), May 19)
A Complete-Game Shutout	Dakota Hudson; vs. Arkansas (7-0), May 19, 2016
at Home	Dakota Hudson; vs. Arkansas (7-0), May 19, 2016
on The Road	Dakota Hudson; at Auburn (4-0), May 13, 2016
SEC Game	Dakota Hudson; vs. Arkansas (7-0), May 19, 2016
as a Freshman	Scott Tanksley; vs. Mississippi College (6-0), April 20, 1993
Postseason Game	B.J. Wallace; vs. Nicholls State (1-0), May 21, 1992 %
17+ Strikeouts	17 - Chris Stratton; at LSU, March 16, 2012
15+ Strikeouts	15 - Ethan Small; Alabama, April 14, 2019
10+ Strikeouts	12 - Christian MacLeod; Quinnipiac, March 6, 2020
Recorded Two Saves In One Day	Trevor Fitts; vs. Marshall and Alabama A&M, Feb. 22, 2015

A MISSISSIPPI STATE DEFENSE...

Turned 5+ Double Plays	5 - San Diego; March 8, 2015
Turned 4+ Double Plays	5 - San Diego; March 8, 2015
Turned 3+ Double Plays	3 - Miami (Fla.); June 1, 2019 %
Turned A Triple Play	Auburn-Montgomery, March 9, 1991
Had 4+ Errors	4 - Quinnipiac; March 7, 2020
Had 5+ Errors	5 - at Vanderbilt; March 18, 2011
Threw Out 3 Base Runners	3 - Gavin Collins; Eastern Illinois; March 1, 2014

Hit It Hard

Top 10 Exit Velocities

Below is a listing of the top-10 hardest hit balls by MSU in 2020.

Exit Velocity	Name	Opponent	Result
111.5	Josh Hatcher	Long Beach State (2/29)	Double
109.7	Jordan Westburg	Wright State (2/15)	Fly out
109.5	Josh Hatcher	Long Beach State (2/29)	Ground out
109.5	Jordan Westburg	Quinnipiac (3/8)	Ground out
108.4	Jordan Westburg	Texas Southern (2/15)	Double
106.9	Kamren James	Quinnipiac (3/6)	Single
106.7	Jordan Westburg	Long Beach State (2/29)	Single
106.4	Justin Foscue	Oregon State (2/21)	Single
106.3	Josh Hatcher	Quinnipiac (3/8)	Single
106.3	Kamren James	Quinnipiac (3/7)	Home run
106.3	Logan Tanner	Wright State (2/15)	Double

Individual Exit Velocities

Below is a listing of each MSU student-athlete's average and top exit velocity of the 2020 season.

Name	Average EV	Top EV
Allen, Tanner	86.1	104.6
Brock, Bryce	75.5	75.5
Cumbest, Brad	95.3	101.0
Foscue, Justin	92.3	106.4
Hancock, Luke	86.0	97.7
Hatcher, Josh	88.8	111.5
James, Kamren	90.1	106.9
Jordan, Landon	95.6	104.2
Jordan, Rowdey	90.0	104.4
Leggett, Tanner	88.5	98.4
McGowan, Drew	80.4	92.8
Pimentel, Brandon	91.1	105.6
Tanner, Logan	90.1	106.3
Westburg, Jordan	94.7	109.7

Barrel Count

Below is a listing of each MSU student-athlete's total barreled balls in 2020.

Name	2020 Barrels	2019 Barrels
Allen, Tanner	1	24
Brock, Bryce	--	1
Cumbest, Brad	--	3
Foscue, Justin	6	29
Hancock, Luke	--	2
Hatcher, Josh	8	8
James, Kamren	6	
Jordan, Landon	2	4
Jordan, Rowdey	3	15
McGowan, Drew	--	--
Pimentel, Brandon	4	3
Tanner, Logan	2	1
Westburg, Jordan	6	20

NOTE: A barreled ball is 98-plus exit velocity and a 10-35 degree launch angle. Barreled balls include all balls put in play.



Season Statistics

Record: 10-4 Home: 9-2 Away: 1-2 SEC: 0-0

Player	avg	gp-gs	ab	r	h	2b	3b	hr	rbi	tb	slg%	bb	hp	so	gdp	ob%	sf	sh	sb-att	po	a	e	fld%
17 Foscue, Justin	.340	14-14	47	9	16	3	0	2	15	25	.532	13	0	2	0	.475	1	0	1-1	20	32	1	.981
4 Jordan, Rowdey	.316	14-14	57	13	18	1	0	0	6	19	.333	8	0	13	1	.394	1	0	2-3	27	0	2	.931
11 Westburg, Jordan	.314	14-14	51	17	16	4	0	2	10	26	.510	6	7	12	0	.446	1	0	2-2	12	24	4	.900
6 James, Kamren	.304	13-12	46	3	14	3	0	1	11	20	.435	3	0	8	0	.347	0	0	1-1	5	15	4	.833
10 Hatcher, Josh	.283	14-14	53	9	15	3	1	2	6	26	.491	3	0	10	1	.316	1	1	2-2	95	15	2	.982
50 Pimentel, Brandon	.167	12-11	42	4	7	1	0	1	7	11	.262	5	1	12	0	.271	0	0	2-3	15	0	0	1.000

19 Tanner, Logan	.257	12-9	35	6	9	1	0	2	4	16	.457	6	0	5	1	.366	0	0	0-1	118	6	0	1.000
32 Land, Mason	.250	3-1	4	2	1	0	0	0	0	1	.250	1	0	1	0	.400	0	0	0-0	0	0	0	.000
5 Allen, Tanner	.240	8-7	25	6	6	2	1	0	5	10	.400	5	1	4	1	.387	0	0	0-0	10	1	0	1.000
9 Jordan, Landon	.194	12-10	31	3	6	0	0	0	0	6	.194	7	0	7	1	.342	0	1	0-1	1	1	0	1.000
20 Hancock, Luke	.182	8-7	22	0	4	1	0	0	2	5	.227	2	1	4	0	.280	0	0	0-0	39	7	2	.958
33 Cumbest, Brad	.133	9-4	15	1	2	1	0	1	1	6	.400	1	0	9	1	.188	0	0	0-0	5	0	0	1.000
31 Leggett, Tanner	.133	8-4	15	3	2	0	0	0	0	2	.133	2	1	7	0	.278	0	0	0-1	1	3	0	1.000
8 McGowan, Drew	.100	7-4	10	0	1	0	0	0	0	1	.100	0	0	4	0	.100	0	0	0-0	6	0	0	1.000
27 Brock, Bryce	.000	7-1	3	0	0	0	0	0	1	0	.000	0	0	2	0	.000	0	1	0-1	4	0	0	1.000
34 French, Hunter	.000	2-0	2	0	0	0	0	0	0	0	.000	0	0	2	0	.000	0	0	0-0	1	0	0	1.000
Totals	.255	14	458	76	117	20	2	11	68	174	.380	62	11	102	6	.355	4	3	10-16	372	120	17	.967
Opponents	.195	14	451	53	88	18	3	4	42	124	.275	55	10	160	5	.294	4	4	14-19	352	142	16	.969

LOB - Team (110), Opp (99). DPs turned - Team (6), Opp (7). IBB - Team (1), Foscue 1. Picked off - James 1.

(All games Sorted by Earned run avg)

Player	era	w-l	app	gs	cg	sho	sv	ip	h	r	er	bb	so	2b	3b	hr	b/avg	wp	hp	bk	sfa	sha
28 MacLeod, Christian	0.86	4-0	4	4	0	0/1	0	21.0	9	2	2	6	35	2	0	0	.127	3	0	0	1	0
24 Bednar, Will	1.76	0-0	4	1	0	0/1	1	15.1	9	3	3	6	23	3	0	0	.161	2	1	0	0	0
37 Cerantola, Eric	3.18	1-1	4	4	0	0/0	0	17.0	17	9	6	11	22	8	1	0	.262	8	2	0	0	1

55 Price, Spencer	0.00	0-0	6	0	0	0/0	0	5.1	1	0	0	1	7	0	0	0	.059	0	0	0	0	0
40 Forrester, Jaxen	1.50	0-0	6	0	0	0/0	0	6.0	4	1	1	2	7	1	0	0	.190	2	0	0	0	0
14 Self, Riley	1.59	0-0	6	0	0	0/0	0	5.2	3	3	1	1	5	0	1	0	.143	0	2	0	1	0
46 Dunlavey, David	1.69	2-1	4	0	0	0/0	0	10.2	8	5	2	6	11	0	0	0	.211	2	1	0	0	1
23 Sims, Landon	3.38	1-0	6	0	0	0/0	0	10.2	4	5	4	6	17	1	0	1	.108	2	3	0	0	2
18 Patrick, Chase	4.50	2-0	4	0	0	0/0	0	6.0	4	3	3	3	7	0	0	1	.200	0	0	0	0	0
29 Koestler, Carlisle	5.40	0-1	4	2	0	0/0	0	13.1	14	8	8	3	10	3	0	1	.259	0	0	1	0	0
3 Ginn, JT	6.00	0-0	1	1	0	0/0	0	3.0	3	2	2	2	4	0	1	0	.273	1	0	2	0	0
48 Harding, Houston	6.75	0-0	1	1	0	0/0	0	4.0	4	4	3	3	7	0	0	1	.235	0	0	0	0	0
30 Shemper, Jared	8.31	0-1	5	0	0	0/0	1	4.1	6	5	4	3	4	0	0	0	.333	1	0	0	0	0
2 Hunt, KC	16.20	0-0	1	1	0	0/0	0	1.2	2	3	3	2	1	0	0	0	.400	2	1	0	2	0
Totals	3.05	10-4	14	14	0	1/1	2	124.0	88	53	42	55	160	18	3	4	.195	23	10	3	4	4
Opponents	5.14	4-10	14	14	0	1/1	2	117.1	117	76	67	62	102	20	2	11	.255	15	11	2	4	3

PB - Team (2), Tanner 2, Opp (3). Pickoffs - Team (1), Dunlavey 1, Opp (1). SBA/ATT - Hancock (11-12), Tanner (3-5), Dunlavey (3-4), Ginn (3-3), Sims (3-3), Koestler (1-2), MacLeod (1-2), Cerantola (1-2), Bednar (1-1), Patrick (0-1), Self (1-1).

Last Five Games Statistics

Record: 4-1 Home: 3-0 Away: 1-1 SEC: 0-0

Player	avg	gp-gs	ab	r	h	2b	3b	hr	rbi	tb	slg%	bb	hp	so	gdp	ob%	sf	sh	sb-att	po	a	e	fld%
6 James, Kamren	.438	5-4	16	1	7	2	0	1	7	12	.750	2	0	1	0	.500	0	0	1-1	3	4	2	.778
4 Jordan, Rowdey	.409	5-5	22	3	9	0	0	0	2	9	.409	2	0	3	1	.458	0	0	0-1	9	0	0	1.000
10 Hatcher, Josh	.409	5-5	22	5	9	2	1	1	3	16	.727	0	0	0	1	.409	0	0	1-1	41	6	1	.979
17 Foscue, Justin	.294	5-5	17	3	5	0	0	1	2	8	.471	4	0	0	0	.429	0	0	0-0	8	12	0	1.000
11 Westburg, Jordan	.250	5-5	20	5	5	1	0	1	6	9	.450	0	3	5	0	.333	1	0	0-0	2	9	1	.917

5 Allen, Tanner	.286	2-2	7	3	2	1	1	0	3	5	.714	0	0	1	0	.286	0	0	0-0	2	1	0	1.000
19 Tanner, Logan	.250	5-4	12	3	3	0	0	1	2	6	.500	4	0	1	0	.438	0	0	0-1	38	4	0	1.000
32 Land, Mason	.250	3-1	4	2	1	0	0	0	0	1	.250	1	0	1	0	.400	0	0	0-0	0	0	0	.000
50 Pimentel, Brandon	.231	4-4	13	1	3	0	0	0	1	3	.231	3	0	2	0	.375	0	0	0-1	6	0	0	1.000
8 McGowan, Drew	.200	4-2	5	0	1	0	0	0	0	1	.200	0	0	3	0	.200	0	0	0-0	5	0	0	1.000
9 Jordan, Landon	.143	4-3	7	0	1	0	0	0	0	1	.143	2	0	2	1	.333	0	1	0-1	0	0	0	.000
31 Leggett, Tanner	.143	3-2	7	3	1	0	0	0	0	1	.143	1	1	1	0	.333	0	0	0-1	1	2	0	1.000
20 Hancock, Luke	.125	3-2	8	0	1	1	0	0	0	2	.250	1	0	2	0	.222	0	0	0-0	11	2	1	.929
33 Cumbest, Brad	.000	3-1	6	0	0	0	0	0	0	0	.000	1	0	2	1	.143	0	0	0-0	2	0	0	1.000
34 French, Hunter	.000	1-0	1	0	0	0	0	0	0	0	.000	0	0	1	0	.000	0	0	0-0	0	0	0	.000
27 Brock, Bryce	.000	2-0	0	0	0	0	0	0	0	0	.000	0	0	0	0	.000	0	0	0-0	0	0	0	.000
Totals	.287	5	167	29	48	7	2	5	26	74	.443	21	4	25	4	.378	1	1	2-7	132	46	6	.967
Opponents	.182	5	154	15	28	8	1	2	12	44	.286	13	4	52	1	.262	1	4	5-6	127	61	8	.959

LOB - Team (38), Opp (29). DPs turned - Team (1), Opp (5). IBB - Team (1), Foscue 1.

(Last Five Games Sorted by Earned run avg)

Player	era	w-l	app	gs	cg	sho	sv	ip	h	r	er	bb	so	2b	3b	hr	b/avg	wp	hp	bk	sfa	sha
28 MacLeod, Christian	0.00	2-0	2	2	0	0/1	0	11.0	3	0	0	4	17	0	0	0	.083	1	0	0	0	0
24 Bednar, Will	0.96	0-0	2	1	0	0/1	1	9.1	5	1	1	2	14	2	0	0	.152	0	0	0	0	0
23 Sims, Landon	3.18	1-0	2	0	0	0/0	0	5.2	2	2	2	3	6	0	0	1	.111	0	1	0	0	2
37 Cerantola, Eric	5.62	0-1	2	2	0	0/0	0	8.0	12	7	5	3	8	6	1	0	.364	5	2	0	0	1

46 Dunlavey, David	0.00	1-0	1	0	0	0/0	0	3.0	0	0	0	0	3	0	0	0	.000	0	0	0	0	1
55 Price, Spencer	0.00	0-0	3	0	0	0/0	0	2.1	1	0	0	0	1	0	0	0	.143	0	0	0	0	0
40 Forrester, Jaxen	0.00	0-0	1	0	0	0/0	0	1.0	0	0	0	0	1	0	0	0	.000	0	0	0	0	0
14 Self, Riley	0.00	0-0	1	0	0	0/0	0	0.2	1	2	0	0	1	0	0	0	.333	0	1	0	1	0
30 Shemper, Jared	0.00	0-0	1	0	0	0/0	0	0.0	1	1	0	0	0	0	0	0	1.000	0	0	0	0	0
29 Koestler, Carlisle	4.50	0-0	1	0	0	0/0	0	2.0	1	1	1	0	1	0	0	1	.143	0	0	0	0	0
18 Patrick, Chase	9.00	0-0	1	0	0	0/0	0	1.0	2	1	1	1	0	0	0	0	.400	0	0	0	0	0
Totals	2.05	4-1	5	5	0	1/1	1	44.0	28	15	10	13	52	8	1	2	.182	6	4	0	1	4
Opponents	5.53	1-4	5	5	0	0/0	1	42.1	48	29	26	21	25	7	2	5	.287	8	4	0	1	1

PB - Team (1), Tanner 1, Opp (2). SBA/ATT - Hancock (3-3), Tanner (2-3), Cerantola (1-2), Bednar (1-1), Self (1-1), Sims (1-1), MacLeod (1-1).



Last 10 Games Statistics

Record: 6-4 Home: 5-2 Away: 1-2 SEC: 0-0

Player	avg	gp-gs	ab	r	h	2b	3b	hr	rbi	tb	slg%	bb	hp	so	gdp	ob%	sf	sh	sb-att	po	a	e	fld%
17 Foscue, Justin	.382	10-10	34	5	13	1	0	2	8	20	.588	9	0	2	0	.500	1	0	0-0	16	20	0	1.000
4 Jordan, Rowdey	.286	10-10	42	8	12	0	0	0	3	12	.286	6	0	9	1	.375	0	0	2-3	20	0	2	.909
10 Hatcher, Josh	.282	10-10	39	6	11	2	1	2	5	21	.538	2	0	6	1	.317	0	1	2-2	71	7	2	.975
6 James, Kamren	.258	9-8	31	1	8	2	0	1	7	13	.419	2	0	5	0	.303	0	0	1-1	3	10	4	.765
11 Westburg, Jordan	.257	10-10	35	12	9	2	0	2	9	17	.486	4	7	11	0	.426	1	0	1-1	6	20	2	.929

5 Allen, Tanner	.286	7-6	21	5	6	2	1	0	5	10	.476	4	1	3	0	.423	0	0	0-0	10	1	0	1.000
19 Tanner, Logan	.261	8-7	23	4	6	0	0	1	3	9	.391	6	0	2	0	.414	0	0	0-1	80	5	0	1.000
32 Land, Mason	.250	3-1	4	2	1	0	0	0	0	1	.250	1	0	1	0	.400	0	0	0-0	0	0	0	.000
31 Leggett, Tanner	.182	6-3	11	3	2	0	0	0	0	2	.182	2	1	3	0	.357	0	0	0-1	1	3	0	1.000
50 Pimentel, Brandon	.154	8-7	26	2	4	0	0	0	4	4	.154	5	1	6	0	.313	0	0	2-3	11	0	0	1.000
9 Jordan, Landon	.143	8-7	21	1	3	0	0	0	0	3	.143	4	0	5	1	.280	0	1	0-1	1	1	0	1.000
8 McGowan, Drew	.143	5-3	7	0	1	0	0	0	0	1	.143	0	0	3	0	.143	0	0	0-0	5	0	0	1.000
20 Hancock, Luke	.105	6-5	19	0	2	1	0	0	2	3	.158	2	0	4	0	.190	0	0	0-0	27	4	2	.939
33 Cumbest, Brad	.091	6-3	11	1	1	0	0	1	1	4	.364	1	0	6	1	.167	0	0	0-0	4	0	0	1.000
34 French, Hunter	.000	2-0	2	0	0	0	0	0	0	0	.000	0	0	2	0	.000	0	0	0-0	1	0	0	1.000
27 Brock, Bryce	.000	3-0	1	0	0	0	0	0	0	0	.000	0	0	1	0	.000	0	0	0-0	2	0	0	1.000
Totals	.242	10	327	50	79	10	2	9	47	120	.367	48	10	69	4	.354	2	2	8-13	264	82	14	.961
Opponents	.202	10	326	42	66	12	1	4	33	92	.282	37	9	110	3	.298	4	4	10-11	256	112	10	.974

LOB - Team (83), Opp (74). DPs turned - Team (3), Opp (5). IBB - Team (1), Foscue 1.

(Last 10 Games Sorted by Earned run avg)

Player	era	w-l	app	gs	cg	sho	sv	ip	h	r	er	bb	so	2b	3b	hr	b/avg	wp	hp	bk	sfa	sha
24 Bednar, Will	0.73	0-0	3	1	0	0/1	1	12.1	6	1	1	4	19	2	0	0	.136	0	1	0	0	0
28 MacLeod, Christian	1.12	3-0	3	3	0	0/1	0	16.0	8	2	2	5	24	1	0	0	.145	3	0	0	1	0
37 Cerantola, Eric	4.15	0-1	3	3	0	0/0	0	13.0	15	9	6	8	14	7	1	0	.294	8	2	0	0	1

14 Self, Riley	0.00	0-0	4	0	0	0/0	0	3.2	2	2	0	1	5	0	0	0	.143	0	2	0	1	0
55 Price, Spencer	0.00	0-0	4	0	0	0/0	0	3.1	1	0	0	1	3	0	0	0	.100	0	0	0	0	0
46 Dunlavey, David	1.17	1-1	3	0	0	0/0	0	7.2	6	4	1	4	9	0	0	0	.214	1	1	0	0	1
40 Forrester, Jaxen	2.25	0-0	4	0	0	0/0	0	4.0	3	1	1	2	5	1	0	0	.200	2	0	0	0	0
23 Sims, Landon	2.35	1-0	3	0	0	0/0	0	7.2	2	3	2	4	11	0	0	1	.077	0	2	0	0	2
29 Koestler, Carlisle	5.40	0-1	2	1	0	0/0	0	8.1	7	5	5	0	3	1	0	1	.219	0	0	0	0	0
48 Harding, Houston	6.75	0-0	1	1	0	0/0	0	4.0	4	4	3	3	7	0	0	1	.235	0	0	0	0	0
18 Patrick, Chase	6.75	1-0	3	0	0	0/0	0	4.0	4	3	3	1	6	0	0	1	.250	0	0	0	0	0
30 Shemper, Jared	15.43	0-1	3	0	0	0/0	0	2.1	6	5	4	2	3	0	0	0	.462	0	0	0	0	0
2 Hunt, KC	16.20	0-0	1	1	0	0/0	0	1.2	2	3	3	2	1	0	0	0	.400	2	1	0	2	0
Totals	3.17	6-4	10	10	0	1/1	1	88.0	66	42	31	37	110	12	1	4	.202	16	9	0	4	4
Opponents	4.85	4-6	10	10	0	1/1	2	85.1	79	50	46	48	69	10	2	9	.242	14	10	1	2	2

PB - Team (2), Tanner 2, Opp (2). Pickoffs - Team (1), Dunlavey 1. SBA/ATT - Hancock (8-8), Sims (3-3), Tanner (2-3), Dunlavey (3-3), Cerantola (1-2), Self (1-1), Bednar (1-1), MacLeod (1-1).

Team Game-by-Game (Hitting)

Date	Opponent	ab	r	h	rbi	2b	3b	hr	tb	bb	ibb	sb	cs	hbp	sac	sf	gdp	k	po	a	e	lob	avg
Feb 14	WRIGHT STATE	35	9	10	5	2	0	0	12	6	0	0	0	0	0	0	1	4	27	17	1	8	.286
Feb 15	WRIGHT STATE	35	6	13	6	4	0	1	20	2	0	0	0	0	0	1	0	7	27	6	1	8	.329
Feb 16	WRIGHT STATE	31	5	7	5	3	0	0	10	2	0	2	0	0	0	1	1	6	27	7	1	5	.297
Feb 21	OREGON STATE	30	6	8	5	1	0	1	12	4	0	0	1	1	1	0	0	16	27	8	0	6	.290
Feb 22	OREGON STATE	31	7	7	7	0	0	1	10	11	0	0	0	2	0	0	0	10	27	8	0	13	.278
Feb 23	OREGON STATE	30	2	3	2	1	0	1	7	1	0	0	0	1	0	0	0	10	27	6	2	3	.250
Feb 25	TEXAS SOUTHERN	35	4	8	4	1	0	0	9	5	0	4	0	1	0	1	0	6	27	6	2	11	.247
Feb 26	ALCORN STATE	36	8	12	8	1	0	2	19	7	0	2	0	2	1	0	0	6	27	4	3	14	.259
Feb 28	at Long Beach State	28	0	1	0	0	0	0	1	3	0	0	0	0	0	0	0	12	24	12	1	4	.237
Feb 29	at Long Beach State	39	9	13	8	3	1	1	21	2	1	0	0	0	0	1	0	5	27	6	0	6	.248
Mar 01	at Long Beach State	32	2	7	2	0	0	0	7	3	0	0	1	0	0	0	1	6	24	13	2	6	.246
Mar 06	QUINNIPIAC	29	5	9	5	1	0	2	16	9	0	0	3	0	1	0	1	4	27	7	0	10	.251
Mar 07	QUINNIPIAC	33	5	8	4	1	0	1	12	3	0	1	0	3	0	0	0	5	27	9	4	9	.250
Mar 08	QUINNIPIAC	34	8	11	7	2	1	1	18	4	0	1	1	1	0	0	2	5	27	11	0	7	.255
Totals		458	76	117	68	20	2	11	174	62	1	10	6	11	3	4	6	102	372	120	17	110	.255

Team Game-by-Game (Pitching)

Date	Opponent	ip	h	r	er	bb	so	2b	3b	hr	wp	bk	hbp	dp	ibb	score	w-l	sv	era
Feb 14	WRIGHT STATE	9.0	8	6	6	8	10	2	1	0	4	2	1	2	0	9-6	1-0	1	6.00
Feb 15	WRIGHT STATE	9.0	4	2	2	3	15	2	0	0	2	0	0	0	0	6-2	2-0	1	4.00
Feb 16	WRIGHT STATE	9.0	4	1	1	3	15	1	1	0	0	0	0	1	0	5-1	3-0	1	3.00
Feb 21	OREGON STATE	9.0	6	2	2	4	10	1	0	0	1	1	0	0	0	6-2	4-0	1	2.75
Feb 22	OREGON STATE	9.0	8	4	4	3	13	1	0	1	2	0	1	0	0	7-4	5-0	1	3.00
Feb 23	OREGON STATE	9.0	10	7	6	8	10	2	0	0	5	0	1	2	0	2-7	5-1	1	3.50
Feb 25	TEXAS SOUTHERN	9.0	6	8	4	6	13	0	0	0	3	0	2	0	0	4-8	5-2	1	3.57
Feb 26	ALCORN STATE	9.0	6	4	3	5	18	0	0	1	0	0	0	0	0	8-4	6-2	1	3.50
Feb 28	at Long Beach State	8.0	8	4	4	2	4	1	0	0	0	0	1	0	0	0-4	6-3	1	3.60
Feb 29	at Long Beach State	9.0	4	0	0	3	11	0	0	0	1	0	0	0	0	9-0	7-3	2	3.24
Mar 01	at Long Beach State	8.0	11	6	4	4	5	3	1	1	1	0	2	0	0	2-6	7-4	2	3.34
Mar 06	QUINNIPIAC	9.0	3	1	1	1	13	0	0	1	0	0	0	0	0	5-1	8-4	2	3.14
Mar 07	QUINNIPIAC	9.0	4	4	1	3	14	2	0	0	0	0	1	0	0	5-4	9-4	2	2.97
Mar 08	QUINNIPIAC	9.0	6	4	4	2	9	3	0	0	4	0	1	1	0	8-4	10-4	2	3.05
Totals		124.0	88	53	42	55	160	18	3	4	23	3	10	6	0	76-53	10-4	2	3.05



Home Game Statistics

Record: 9-2 Home: 9-2 Away: 0-0 SEC: 0-0

Player	avg	gp-gs	ab	r	h	2b	3b	hr	rbi	tb	slg%	bb	hp	so	gdp	ob%	sf	sh	sb-att	po	a	e	fld%
11 Westburg, Jordan	.375	11-11	40	16	15	4	0	2	9	25	.625	5	7	6	0	.519	0	0	2-2	12	18	4	.882
17 Foscue, Justin	.361	11-11	36	7	13	3	0	1	14	19	.528	11	0	0	0	.500	1	0	1-1	15	25	1	.976
6 James, Kamren	.314	10-9	35	3	11	2	0	1	8	16	.457	2	0	7	0	.351	0	0	1-1	2	9	3	.786
10 Hatcher, Josh	.310	11-11	42	8	13	2	1	2	6	23	.548	3	0	8	1	.348	1	1	2-2	70	11	2	.976
4 Jordan, Rowdey	.283	11-11	46	11	13	1	0	0	5	14	.304	6	0	12	1	.358	1	0	2-3	21	0	2	.913
50 Pimentel, Brandon	.143	10-9	35	3	5	1	0	1	6	9	.257	4	1	12	0	.250	0	0	2-3	11	0	0	1.000

32 Land, Mason	.333	2-1	3	2	1	0	0	0	0	1	.333	1	0	0	0	.500	0	0	0-0	0	0	0	.000
5 Allen, Tanner	.286	5-4	14	3	4	1	0	0	2	5	.357	5	1	2	1	.500	0	0	0-0	5	0	0	1.000
19 Tanner, Logan	.241	10-7	29	5	7	1	0	2	4	14	.483	5	0	4	1	.353	0	0	0-0	101	3	0	1.000
9 Jordan, Landon	.231	10-9	26	3	6	0	0	0	0	6	.231	7	0	5	0	.394	0	1	0-1	1	1	0	1.000
20 Hancock, Luke	.222	6-6	18	0	4	1	0	0	2	5	.278	2	1	3	0	.333	0	0	0-0	36	6	1	.977
33 Cumbest, Brad	.154	8-3	13	1	2	1	0	1	1	6	.462	1	0	7	1	.214	0	0	0-0	3	0	0	1.000
31 Leggett, Tanner	.111	6-2	9	3	1	0	0	0	0	1	.111	2	1	6	0	.333	0	0	0-1	1	3	0	1.000
8 McGowan, Drew	.111	5-4	9	0	1	0	0	0	0	1	.111	0	0	4	0	.111	0	0	0-0	4	0	0	1.000
27 Brock, Bryce	.000	6-1	3	0	0	0	0	0	1	0	.000	0	0	2	0	.000	0	1	0-1	4	0	0	1.000
34 French, Hunter	.000	1-0	1	0	0	0	0	0	0	0	.000	0	0	1	0	.000	0	0	0-0	0	0	0	.000
Totals	.267	11	359	65	96	17	1	10	58	145	.404	54	11	79	5	.377	3	3	10-15	297	89	14	.965
Opponents	.182	11	357	43	65	14	2	3	33	92	.258	46	7	140	5	.285	4	3	9-13	271	102	14	.964

LOB - Team (94), Opp (77). DPs turned - Team (6), Opp (5). Picked off - James 1.

(Home games Sorted by Earned run avg)

Player	era	w-l	app	gs	cg	sho	sv	ip	h	r	er	bb	so	2b	3b	hr	b/avg	wp	hp	bk	sfa	sha
28 MacLeod, Christian	1.12	3-0	3	3	0	0/0	0	16.0	8	2	2	3	30	2	0	0	.145	2	0	0	1	0
24 Bednar, Will	2.38	0-0	3	1	0	0/0	0	11.1	6	3	3	6	17	3	0	0	.146	2	1	0	0	0
37 Cerantola, Eric	3.00	1-0	3	3	0	0/0	0	12.0	9	5	4	9	18	5	0	0	.205	7	1	0	0	1

55 Price, Spencer	0.00	0-0	5	0	0	0/0	0	5.0	0	0	0	1	7	0	0	0	.000	0	0	0	0	0
14 Self, Riley	1.59	0-0	6	0	0	0/0	0	5.2	3	3	1	1	5	0	1	0	.143	0	2	0	1	0
40 Forrester, Jaxen	1.59	0-0	5	0	0	0/0	0	5.2	4	1	1	2	7	1	0	0	.200	2	0	0	0	0
46 Dunlavey, David	1.93	2-1	3	0	0	0/0	0	9.1	6	5	2	4	9	0	0	0	.188	2	0	0	0	1
23 Sims, Landon	2.25	1-0	5	0	0	0/0	0	8.0	2	3	2	4	16	1	0	0	.071	2	2	0	0	1
18 Patrick, Chase	4.50	2-0	4	0	0	0/0	0	6.0	4	3	3	3	7	0	0	1	.200	0	0	0	0	0
29 Koestler, Carlisle	5.14	0-0	3	1	0	0/0	0	7.0	8	4	4	3	8	2	0	1	.276	0	0	1	0	0
3 Ginn, JT	6.00	0-0	1	1	0	0/0	0	3.0	3	2	2	2	4	0	1	0	.273	1	0	2	0	0
48 Harding, Houston	6.75	0-0	1	1	0	0/0	0	4.0	4	4	3	3	7	0	0	1	.235	0	0	0	0	0
30 Shemper, Jared	8.31	0-1	5	0	0	0/0	1	4.1	6	5	4	3	4	0	0	0	.333	1	0	0	0	0
2 Hunt, KC	16.20	0-0	1	1	0	0/0	0	1.2	2	3	3	2	1	0	0	0	.400	2	1	0	2	0
Totals	3.09	9-2	11	11	0	0/0	1	99.0	65	43	34	46	140	14	2	3	.182	21	7	3	4	3
Opponents	5.58	2-9	11	11	0	0/0	1	90.1	96	65	56	54	79	17	1	10	.267	11	11	2	3	3

PB - Team (2), Tanner 2, Opp (2). Pickoffs - Team (1), Dunlavey 1, Opp (1). SBA/ATT - Hancock (8-9), Ginn (3-3), Sims (3-3), Koestler (1-2), Tanner (1-2), MacLeod (0-1), Patrick (0-1), Self (1-1), Bednar (1-1), Dunlavey (0-1).

Away/Neutral Site Statistics

Record: 1-2 Home: 0-0 Away: 1-2 SEC: 0-0

Player	avg	gp-gs	ab	r	h	2b	3b	hr	rbi	tb	slg%	bb	hp	so	gdp	ob%	sf	sh	sb-att	po	a	e	fld%
4 Jordan, Rowdey	.455	3-3	11	2	5	0	0	0	1	5	.455	2	0	1	0	.538	0	0	0-0	6	0	0	1.000
17 Foscue, Justin	.273	3-3	11	2	3	0	0	1	1	6	.545	2	0	2	0	.385	0	0	0-0	5	7	0	1.000
6 James, Kamren	.273	3-3	11	0	3	1	0	0	3	4	.364	1	0	1	0	.333	0	0	0-0	3	6	1	.900
5 Allen, Tanner	.182	3-3	11	3	2	1	1	0	3	5	.455	0	0	2	0	.182	0	0	0-0	5	1	0	1.000
10 Hatcher, Josh	.182	3-3	11	1	2	1	0	0	0	3	.273	0	0	2	0	.182	0	0	0-0	25	4	0	1.000
11 Westburg, Jordan	.091	3-3	11	1	1	0	0	0	1	1	.091	1	0	6	0	.154	1	0	0-0	0	6	0	1.000

19 Tanner, Logan	.333	2-2	6	1	2	0	0	0	0	2	.333	1	0	1	0	.429	0	0	0-1	17	3	0	1.000
50 Pimentel, Brandon	.286	2-2	7	1	2	0	0	0	1	2	.286	1	0	0	0	.375	0	0	0-0	4	0	0	1.000
31 Leggett, Tanner	.167	2-2	6	0	1	0	0	0	0	1	.167	0	0	1	0	.167	0	0	0-0	0	0	0	.000
9 Jordan, Landon	.000	2-1	5	0	0	0	0	0	0	0	.000	0	0	2	1	.000	0	0	0-0	0	0	0	.000
20 Hancock, Luke	.000	2-1	4	0	0	0	0	0	0	0	.000	0	0	1	0	.000	0	0	0-0	3	1	1	.800
33 Cumbest, Brad	.000	1-1	2	0	0	0	0	0	0	0	.000	0	0	2	0	.000	0	0	0-0	2	0	0	1.000
32 Land, Mason	.000	1-0	1	0	0	0	0	0	0	0	.000	0	0	1	0	.000	0	0	0-0	0	0	0	.000
34 French, Hunter	.000	1-0	1	0	0	0	0	0	0	0	.000	0	0	1	0	.000	0	0	0-0	1	0	0	1.000
8 McGowan, Drew	.000	2-0	1	0	0	0	0	0	0	0	.000	0	0	0	0	.000	0	0	0-0	2	0	0	1.000
27 Brock, Bryce	.000	1-0	0	0	0	0	0	0	0	0	.000	0	0	0	0	.000	0	0	0-0	0	0	0	.000
Totals	.212	3	99	11	21	3	1	1	10	29	.293	8	0	23	1	.269	1	0	0-1	75	31	3	.972
Opponents	.245	3	94	10	23	4	1	1	9	32	.340	9	3	20	0	.330	0	1	5-6	81	40	2	.984

LOB - Team (16), Opp (22). DPs turned - Team (0), Opp (2). IBB - Team (1), Foscue 1.

(Away games Sorted by Earned run avg)

Player	era	w-l	app	gs	cg	sho	sv	ip	h	r	er	bb	so	2b	3b	hr	b/avg	wp	hp	bk	sfa	sha
28 MacLeod, Christian	0.00	1-0	1	1	0	0/1	0	5.0	1	0	0	3	5	0	0	0	.063	1	0	0	0	0
24 Bednar, Will	0.00	0-0	1	0	0	0/1	1	4.0	3	0	0	0	6	0	0	0	.200	0	0	0	0	0
37 Cerantola, Eric	3.60	0-1	1	1	0	0/0	0	5.0	8	4	2	2	4	3	1	0	.381	1	1	0	0	0
29 Koestler, Carlisle	5.68	0-1	1	1	0	0/0	0	6.1	6	4	4	0	2	1	0	0	.240	0	0	0	0	0

46 Dunlavy, David	0.00	0-0	1	0	0	0/0	0	1.1	2	0	0	2	2	0	0	0	.333	0	1	0	0	0
55 Price, Spencer	0.00	0-0	1	0	0	0/0	0	0.1	1	0	0	0	0	0	0	0	1.000	0	0	0	0	0
40 Forrester, Jaxen	0.00	0-0	1	0	0	0/0	0	0.1	0	0	0	0	0	0	0	0	.000	0	0	0	0	0
23 Sims, Landon	6.75	0-0	1	0	0	0/0	0	2.2	2	2	2	2	1	0	0	1	.222	0	1	0	0	1
Totals	2.88	1-2	3	3	0	1/1	1	25.0	23	10	8	9	20	4	1	1	.245	2	3	0	0	1
Opponents	3.67	2-1	3	3	0	1/1	1	27.0	21	11	11	8	23	3	1	1	.212	4	0	0	1	0

PB - Team (0), Opp (1). SBA/ATT - Tanner (2-3), Dunlavy (3-3), Hancock (3-3), Cerantola (1-2), MacLeod (1-1).



Games Won Statistics

Record: 10-0 Home: 9-0 Away: 1-0 SEC: 0-0

Player	avg	gp-gs	ab	r	h	2b	3b	hr	rbi	tb	slg%	bb	hp	so	gdp	ob%	sf	sh	sb-att	po	a	e	fld%
4 Jordan, Rowdey	.381	10-10	42	11	16	1	0	0	6	17	.405	6	0	9	1	.449	1	0	1-2	20	0	2	.909
11 Westburg, Jordan	.368	10-10	38	15	14	3	0	2	9	23	.605	4	5	6	0	.479	1	0	1-1	9	15	3	.889
6 James, Kamren	.364	9-8	33	3	12	3	0	1	9	18	.545	2	0	6	0	.400	0	0	1-1	2	10	1	.923
10 Hatcher, Josh	.350	10-10	40	9	14	3	1	2	6	25	.625	2	0	6	1	.372	1	1	2-2	66	11	1	.987
17 Foscue, Justin	.303	10-10	33	7	10	2	0	1	11	15	.455	11	0	0	0	.477	0	0	1-1	14	24	1	.974
50 Pimentel, Brandon	.200	9-8	30	4	6	1	0	1	6	10	.333	4	1	9	0	.314	0	0	0-1	9	0	0	1.000

5 Allen, Tanner	.333	4-3	12	4	4	2	1	0	5	8	.667	3	1	2	1	.500	0	0	0-0	3	0	0	1.000
9 Jordan, Landon	.300	9-7	20	3	6	0	0	0	0	6	.300	7	0	3	0	.481	0	1	0-1	1	1	0	1.000
20 Hancock, Luke	.267	5-5	15	0	4	1	0	0	2	5	.333	1	1	2	0	.353	0	0	0-0	23	5	1	.966
32 Land, Mason	.250	3-1	4	2	1	0	0	0	0	1	.250	1	0	1	0	.400	0	0	0-0	0	0	0	.000
19 Tanner, Logan	.241	10-7	29	6	7	1	0	2	4	14	.483	6	0	5	1	.371	0	0	0-0	101	4	0	1.000
33 Cumbest, Brad	.154	8-3	13	1	2	1	0	1	1	6	.462	1	0	7	1	.214	0	0	0-0	3	0	0	1.000
8 McGowan, Drew	.111	6-4	9	0	1	0	0	0	0	1	.111	0	0	4	0	.111	0	0	0-0	4	0	0	1.000
31 Leggett, Tanner	.091	6-3	11	3	1	0	0	0	0	1	.091	2	1	5	0	.286	0	0	0-1	1	3	0	1.000
27 Brock, Bryce	.000	6-1	3	0	0	0	0	0	1	0	.000	0	0	2	0	.000	0	1	0-1	4	0	0	1.000
34 French, Hunter	.000	1-0	1	0	0	0	0	0	0	0	.000	0	0	1	0	.000	0	0	0-0	0	0	0	.000
Totals	.294	10	333	68	98	18	2	10	60	150	.450	50	9	68	5	.397	3	3	6-11	270	83	10	.972
Opponents	.167	10	318	28	53	12	2	3	22	78	.245	35	4	128	3	.256	2	3	8-12	244	99	15	.958

LOB - Team (86), Opp (64). DPs turned - Team (4), Opp (5). IBB - Team (1), Foscue 1. Picked off - James 1.

(Games won Sorted by Earned run avg)

Player	era	w-l	app	gs	cg	sho	sv	ip	h	r	er	bb	so	2b	3b	hr	b/avg	wp	hp	bk	sfa	sha
28 MacLeod, Christian	0.86	4-0	4	4	0	0/1	0	21.0	9	2	2	6	35	2	0	0	.127	3	0	0	1	0
24 Bednar, Will	1.76	0-0	4	1	0	0/1	1	15.1	9	3	3	6	23	3	0	0	.161	2	1	0	0	0

40 Forrester, Jaxen	0.00	0-0	4	0	0	0/0	0	4.0	2	0	0	1	6	0	0	0	.154	0	0	0	0	0
55 Price, Spencer	0.00	0-0	4	0	0	0/0	0	4.0	0	0	0	0	5	0	0	0	.000	0	0	0	0	0
30 Shemper, Jared	0.00	0-0	4	0	0	0/0	1	3.0	2	1	0	1	2	0	0	0	.200	1	0	0	0	0
46 Dunlavey, David	1.50	2-0	2	0	0	0/0	0	6.0	2	1	1	2	5	0	0	0	.111	1	0	0	0	1
14 Self, Riley	2.45	0-0	4	0	0	0/0	0	3.2	2	3	1	1	3	0	1	0	.143	0	1	0	1	0
23 Sims, Landon	3.00	1-0	4	0	0	0/0	0	6.0	2	2	2	3	11	1	0	0	.100	2	1	0	0	1
37 Cerantola, Eric	3.86	1-0	2	2	0	0/0	0	7.0	6	3	3	4	12	4	0	0	.231	4	1	0	0	1
18 Patrick, Chase	4.50	2-0	4	0	0	0/0	0	6.0	4	3	3	3	7	0	0	1	.200	0	0	0	0	0
29 Koestler, Carlisle	5.14	0-0	3	1	0	0/0	0	7.0	8	4	4	3	8	2	0	1	.276	0	0	1	0	0
3 Ginn, JT	6.00	0-0	1	1	0	0/0	0	3.0	3	2	2	2	4	0	1	0	.273	1	0	2	0	0
48 Harding, Houston	6.75	0-0	1	1	0	0/0	0	4.0	4	4	3	3	7	0	0	1	.235	0	0	0	0	0
Totals	2.40	10-0	10	10	0	1/1	2	90.0	53	28	24	35	128	12	2	3	.167	14	4	3	2	3
Opponents	6.53	0-10	10	10	0	0/0	0	81.1	98	68	59	50	68	18	2	10	.294	10	9	1	3	3

PB - Team (2), Tanner 2, Opp (3). Pickoffs - Team (0), Opp (1). SBA/ATT - Hancock (6-7), Ginn (3-3), Tanner (2-3), Koestler (1-2), MacLeod (1-2), Self (1-1), Sims (1-1), Patrick (0-1), Dunlavey (0-1), Bednar (1-1).

Games Lost Statistics

Record: 0-4 Home: 0-2 Away: 0-2 SEC: 0-0

Player	avg	gp-gs	ab	r	h	2b	3b	hr	rbi	tb	slg%	bb	hp	so	gdp	ob%	sf	sh	sb-att	po	a	e	fld%
17 Foscue, Justin	.429	4-4	14	2	6	1	0	1	4	10	.714	2	0	2	0	.471	1	0	0-0	6	8	0	1.000
5 Allen, Tanner	.154	4-4	13	2	2	0	0	0	0	2	.154	2	0	2	0	.267	0	0	0-0	7	1	0	1.000
6 James, Kamren	.154	4-4	13	0	2	0	0	0	2	2	.154	1	0	2	0	.214	0	0	0-0	3	5	3	.727
11 Westburg, Jordan	.154	4-4	13	2	2	1	0	0	1	3	.231	2	2	6	0	.353	0	0	1-1	3	9	1	.923
4 Jordan, Rowdey	.133	4-4	15	2	2	0	0	0	0	2	.133	2	0	4	0	.235	0	0	1-1	7	0	0	1.000
50 Pimentel, Brandon	.083	3-3	12	0	1	0	0	0	1	1	.083	1	0	3	0	.154	0	0	2-2	6	0	0	1.000
10 Hatcher, Josh	.077	4-4	13	0	1	0	0	0	0	1	.077	1	0	4	0	.143	0	0	0-0	29	4	1	.971

19 Tanner, Logan	.333	2-2	6	0	2	0	0	0	0	2	.333	0	0	0	0	.333	0	0	0-1	17	2	0	1.000
31 Leggett, Tanner	.250	2-1	4	0	1	0	0	0	0	1	.250	0	0	2	0	.250	0	0	0-0	0	0	0	.000
9 Jordan, Landon	.000	3-3	11	0	0	0	0	0	0	0	.000	0	0	4	1	.000	0	0	0-0	0	0	0	.000
20 Hancock, Luke	.000	3-2	7	0	0	0	0	0	0	0	.000	1	0	2	0	.125	0	0	0-0	16	2	1	.947
33 Cumbest, Brad	.000	1-1	2	0	0	0	0	0	0	0	.000	0	0	2	0	.000	0	0	0-0	2	0	0	1.000
34 French, Hunter	.000	1-0	1	0	0	0	0	0	0	0	.000	0	0	1	0	.000	0	0	0-0	1	0	0	1.000
8 McGowan, Drew	.000	1-0	1	0	0	0	0	0	0	0	.000	0	0	0	0	.000	0	0	0-0	2	0	0	1.000
27 Brock, Bryce	.000	1-0	0	0	0	0	0	0	0	0	.000	0	0	0	0	.000	0	0	0-0	0	0	0	.000
Totals	.152	4	125	8	19	2	0	1	8	24	.192	12	2	34	1	.236	1	0	4-5	102	37	7	.952
Opponents	.263	4	133	25	35	6	1	1	20	46	.346	20	6	32	2	.379	2	1	6-7	108	43	1	.993

LOB - Team (24), Opp (35). DPs turned - Team (2), Opp (2).

(Games lost Sorted by Earned run avg)

Player	era	w-l	app	gs	cg	sho	sv	ip	h	r	er	bb	so	2b	3b	hr	b/avg	wp	hp	bk	sfa	sha
46 Dunlavey, David	1.93	0-1	2	0	0	0/0	0	4.2	6	4	1	4	6	0	0	0	.300	1	1	0	0	0
37 Cerantola, Eric	2.70	0-1	2	2	0	0/0	0	10.0	11	6	3	7	10	4	1	0	.282	4	1	0	0	0
23 Sims, Landon	3.86	0-0	2	0	0	0/0	0	4.2	2	3	2	3	6	0	0	1	.118	0	2	0	0	1
29 Koestler, Carlisle	5.68	0-1	1	1	0	0/0	0	6.1	6	4	4	0	2	1	0	0	.240	0	0	0	0	0

14 Self, Riley	0.00	0-0	2	0	0	0/0	0	2.0	1	0	0	0	2	0	0	0	.143	0	1	0	0	0
55 Price, Spencer	0.00	0-0	2	0	0	0/0	0	1.1	1	0	0	1	2	0	0	0	.250	0	0	0	0	0
40 Forrester, Jaxen	4.50	0-0	2	0	0	0/0	0	2.0	2	1	1	1	1	1	0	0	.250	2	0	0	0	0
2 Hunt, KC	16.20	0-0	1	1	0	0/0	0	1.2	2	3	3	2	1	0	0	0	.400	2	1	0	2	0
30 Shemper, Jared	27.00	0-1	1	0	0	0/0	0	1.1	4	4	4	2	2	0	0	0	.500	0	0	0	0	0
Totals	4.76	0-4	4	4	0	0/0	0	34.0	35	25	18	20	32	6	1	1	.263	9	6	0	2	1
Opponents	2.00	4-0	4	4	0	1/1	2	36.0	19	8	8	12	34	2	0	1	.152	5	2	1	1	0

Pickoffs - Team (1), Dunlavey 1. SBA/ATT - Hancock (5-5), Dunlavey (3-3), Cerantola (1-2), Sims (2-2), Tanner (1-2).



Non-Starter Statistics

Player	avg	gp-gs	ab	r	h	2b	3b	hr	rbi	tb	slg%	bb	hp	so	gdp	ob%	sf	sh	sb-att	po	a	e	fld%
6 James, Kamren	1.000	1-0	1	0	1	0	0	0	1	1	1.000	0	0	0	0	1.000	0	0	0-0	0	0	0	.000
33 Cumbest, Brad	.250	5-0	4	0	1	1	0	0	0	2	.500	1	0	2	0	.400	0	0	0-0	1	0	0	1.000
19 Tanner, Logan	.000	3-0	6	0	0	0	0	0	0	0	.000	0	0	1	0	.000	0	0	0-0	9	1	0	1.000
31 Leggett, Tanner	.000	4-0	3	1	0	0	0	0	0	0	.000	1	1	2	0	.400	0	0	0-0	0	1	0	1.000
9 Jordan, Landon	.000	2-0	2	0	0	0	0	0	0	0	.000	0	0	0	0	.000	0	0	0-0	0	0	0	.000
34 French, Hunter	.000	2-0	2	0	0	0	0	0	0	0	.000	0	0	2	0	.000	0	0	0-0	1	0	0	1.000
20 Hancock, Luke	.000	1-0	1	0	0	0	0	0	0	0	.000	0	0	0	0	.000	0	0	0-0	0	0	0	.000
50 Pimentel, Brandon	.000	1-0	1	0	0	0	0	0	0	0	.000	0	1	0	0	.500	0	0	0-0	0	0	0	.000
27 Brock, Bryce	.000	6-0	1	0	0	0	0	0	0	0	.000	0	0	1	0	.000	0	1	0-1	4	0	0	1.000
32 Land, Mason	.000	2-0	1	1	0	0	0	0	0	0	.000	1	0	1	0	.500	0	0	0-0	0	0	0	.000
8 McGowan, Drew	.000	3-0	1	0	0	0	0	0	0	0	.000	0	0	0	0	.000	0	0	0-0	3	0	0	1.000
5 Allen, Tanner	.000	1-0	0	0	0	0	0	0	1	0	.000	0	1	0	0	1.000	0	0	0-0	0	0	0	.000
Totals	.087	14	23	2	2	1	0	0	2	3	.130	3	3	9	0	.276	0	1	0-1	26	11	1	.974
Opponents	.111	14	18	2	2	0	0	0	0	2	.111	1	2	9	0	.238	0	0	0-0	10	8	1	.947

(All games Sorted by Earned run avg)

Player	era	w-l	app	gs	cg	sho	sv	ip	h	r	er	bb	so	2b	3b	hr	b/avg	wp	hp	bk	sfa	sha
55 Price, Spencer	0.00	0-0	6	0	0	0/0	0	5.1	1	0	0	1	7	0	0	0	.059	0	0	0	0	0
40 Forrester, Jaxen	1.50	0-0	6	0	0	0/0	0	6.0	4	1	1	2	7	1	0	0	.190	2	0	0	0	0
14 Self, Riley	1.59	0-0	6	0	0	0/0	0	5.2	3	3	1	1	5	0	1	0	.143	0	2	0	1	0
46 Dunlavey, David	1.69	2-1	4	0	0	0/0	0	10.2	8	5	2	6	11	0	0	0	.211	2	1	0	0	1
24 Bednar, Will	1.80	0-0	3	0	0	0/1	1	10.0	7	2	2	4	15	1	0	0	.184	2	1	0	0	0
23 Sims, Landon	3.38	1-0	6	0	0	0/0	0	10.2	4	5	4	6	17	1	0	1	.108	2	3	0	0	2
18 Patrick, Chase	4.50	2-0	4	0	0	0/0	0	6.0	4	3	3	3	7	0	0	1	.200	0	0	0	0	0
30 Shemper, Jared	8.31	0-1	5	0	0	0/0	1	4.1	6	5	4	3	4	0	0	0	.333	1	0	0	0	0
29 Koestler, Carlisle	9.00	0-0	2	0	0	0/0	0	4.0	6	4	4	1	4	2	0	1	.333	0	0	0	0	0
Totals	3.02	5-2	14	0	0	1/1	2	62.2	43	28	21	27	77	5	1	3	.189	9	7	0	1	3
Opponents	4.50	1-2	14	0	0	1/1	2	50.0	47	30	25	29	44	9	1	5	.246	9	5	0	1	3

National Rankings (Games through March 4)

Hitting	NCAA	SEC	Total	Hitting	Name	NCAA	SEC	Total	Pitching	Name	NCAA	SEC	Total
Base on Balls	137	13	62	Batting Average	--				Victories	Christian MacLeod	1	1	4
Batting Average	141	13	.255	On Base Percentage	--					Chase Patrick	135	17	2
Doubles	184	11	20	Slugging Percentage	--					David Dunlavey	135	17	2
Doubles Per Game	183	11	1.43	Hits	--				Saves	--			
Hit by Pitch	204	14	11	Runs	Jordan Westburg	58	13	17	Earned Run Average	Christian MacLeod	45	5	0.86
Hits	183	14	117	Runs Batted In	Justin Foscue	107	18	15		Will Bednar	153	15	1.76
Home Runs	80	12	11	Doubles	--				Hits Allowed Per Nine Innings	Christian MacLeod	26	6	3.86
Home Runs Per Game	84	12	0.79	Triples	Tanner Allen	146	3	1		Will Bednar	107	10	5.28
On Base Percentage	139	14	.355	Home Runs	Josh Hatcher	146	3	1	WHIP	Christian MacLeod	31	6	0.71
Runs Scored	152	14	76	Base on Balls	--				Walks Allowed Per Nine Innings	--			
Runs Scored Per Game	144	14	5.4	Hit by Pitch	Justin Foscue	59	9	13	Hit Batters	--			
Sacrifice Bunts	227	11	3	Sacrifice Bunts	Jordan Westburg	17	2	7	Strikeouts	Christian MacLeod	44	3	35
Sacrifice Flies	175	13	4	Sacrifice Flies	--				Strikeout-to-Walk Ratio	Christian MacLeod	115	8	5.83
Slugging Percentage	123	13	.380	Stolen Bases	--				Strikeouts Per Nine Innings	Christian MacLeod	18	3	15
Stolen Bases	217	14	10	Total Bases	--					Will Bednar	51	9	13.5
Stolen Bases Per Game	224	14	0.71	Toughest to Strike Out	Justin Foscue	13	3	23.5	Pitching Appearances	Eric Cerantola	141	19	11.65
Triples	161	7	2						Games Started	--			
Triples Per Game	177	7	0.14						Complete Games	Eric Cerantola	15	1	4
										Christian MacLeod	15	1	4
										--			
Pitching	NCAA	SEC	Total										
Earned Run Average	54	11	3.05										
Hit Batters	239	9	10										
Hits Allowed Per Nine Innings	17	5	6.39										
Shutouts (83 ranked)	83	10	1										
Strikeout-to-Walk Ratio	47	9	2.91										
Strikeouts Per Nine Innings	16	4	11.6										
WHIP	38	10	1.15										
Walks Allowed Per Nine Innings	125	13	3.99										
Fielding	NCAA	SEC	Total										
Fielding Percentage	145	12	0.967										
Double Plays	225	13	6										
Double Plays Per Game	235	12	0.43										



Pen Production

Below is a listing of decisions (win or loss), holds and saves/blown saves from the Mississippi State bullpen in 2020.

NOTE: A hold occurs when a relief pitcher enters the game in a save situation and maintains the team's lead, while recording at least one out. In order for a pitcher to be credited with a hold one of two conditions must be met: 1) He enters with a lead of three runs or less and maintains that lead while recording at least one out. 2) He enters the game with the tying run on-deck, at the plate or on the bases, and records an out.

<u>Opponent (Date)</u>	<u>Result</u>	<u>Pitcher</u>	<u>Line</u>
Wright State (2/14)	Win (1)	Patrick, Chase	2.0 IP, 2 BB, 1 K
Wright State (2/14)	Save (1)	Shemper, Jared	1.0 IP, 1 BB, 1 K
Oregon State (2/21)	Win (1)	Dunlavey, David	3.0 IP, 2 H, 1 R, 1 ER, 2 BB, 2 K
Oregon State (2/22)	Loss (1)	Shemper, Jared	1.0 IP, 4 H, 4 R, 4 ER, 2 BB, 2 K
Texas Southern (2/25)	Loss (1)	Dunlavey, David	3.1 IP, 4 H, 4 R, 1 ER, 2 BB, 4 K
Alcorn State (2/26)	Win (2)	Patrick, Chase	2.0 IP, 5 K
Alcorn State (2/26)	Hold (1)	Shemper, Jared	1.0 IP, 1 H, 1 K
at Long Beach State (2/29)	Save (1)	Bednar, Will	4.0 IP, 3 H, 6 K
Quinnipiac (3/7)	Win (1)	Sims, Landon	3.0 IP, 1 BB, 5 K
Quinnipiac (3/8)	Win (2)	Dunlavey, David	3.0 IP, 3 K
Quinnipiac (3/8)	Hold (1)	Forrester, Jaxen	1.0 IP, 1 K

Individual Relief Breakdown

<u>Name</u>	<u>Win</u>	<u>Hold/Save</u>	<u>Loss/Blown Save</u>	<u>Name</u>	<u>Win</u>	<u>Hold/Save</u>	<u>Loss/Blown Save</u>
Bednar, Will	--	--/1	--/--	Patrick, Chase	2	--/--	--/--
Dunlavey, David	2	--/--	1/--	Shemper, Jared	--	1/1	1/--
Forrester, Jaxen	--	1/--	--/--	Sims, Landon	1	--/--	--/--



Media Roster



2 | KC Hunt
RHP | L/R | Fr./Fr.
Wycoff, N.J.




3 | JT Ginn
RHP | R/R | So./So.
Brandon, Miss.



4 | Rowdey Jordan
OF | S/R | Jr./Jr.
Auburn, Ala.




5 | Tanner Allen
OF | L/R | Jr./Jr.
Theodore, Ala.



6 | Kamren James
IF | R/R | Fr./Fr.
Southaven, Miss.



7 | Brandon Smith
RHP | R/R | So./So.
Richland, Miss.



8 | Drew McGowan
OF/RHP | L/R | Fr./Fr.
Hopkinsville, Ky.



9 | Landon Jordan
IF | L/R | So./So.
Poplarville, Miss.



10 | Josh Hatcher
IF/OF | L/L | Jr./Jr.
Albany, Ga.



11 | Jordan Westburg
IF | R/R | Jr./Jr.
New Braunfels, Texas



13 | Davis Rokose
LHP | L/L | Fr./Fr.
Johns Creek, Ga.



14 | Riley Self
RHP | R/R | Sr./Sr.
Coldwater, Miss.



16 | Jack Eagan
LHP | L/L | 5th/Sr.
Wautoma, Wis.



17 | Justin Foscue
IF | R/R | So.
Huntsville, Ala.



18 | Chase Patrick
RHP | R/R | Jr./Jr.
Ellaville, Ga.




19 | Logan Tanner
C/RHP | R/R | Fr./Fr.
Lucedale, Miss.



20 | Luke Hancock
C | L/R | So./So.
Houston, Miss.



23 | Landon Sims
RHP | R/R | Fr./Fr.
Cumming, Ga.



24 | Will Bednar
RHP | R/R | Fr./Fr.
Valencia, Pa.



26 | Xavier Lovett
RHP | R/R | Fr./Fr.
Houston, Texas



27 | Bryce Brock
OF | L/L | So./So.
Hernando, Miss.




28 | Christian MacLeod
LHP | L/L | So./Fr.
Huntsville, Ala.



29 | Carlisle Koestler
RHP | R/R | Gr./Sr.
Vicksburg, Miss.



30 | Jared Shemper
LHP | R/L | Jr./Jr.
Germantown, Tenn.



31 | Tanner Leggett
IF | R/R | Jr./Jr.
Raymond, Miss.



32 | Mason Land
IF | L/R | Fr./Fr.
Pensacola, Fla.



33 | Brad Cumbest
OF | R/R | So./So.
Hurley, Miss.



34 | Hunter French
OF | R/R | Fr./Fr.
Southaven, Miss.



36 | Hunter Blalock
OF | R/R | So./Fr.
Madison, Miss.



37 | Eric Cerantola
RHP | R/R | So./So.
Oakville, Ontario



40 | Jaxen Forrester
RHP | R/R | Jr./Jr.
Spanish Fort, Ala.



44 | Austin Kelly
C | R/R | Fr./Fr.
Leland, Miss.



46 | David Dunlavy
RHP | R/R | Gr./Sr.
Spartanburg, S.C.



48 | Houston Harding
LHP | L/L | Jr./Jr.
Walls, Miss.



50 | Brandon Pimentel
IF/OF | L/L | So./So.
El Paso, Texas



55 | Spencer Price
RHP | R/R | Gr./Sr.
Olive Branch, Miss.



22 | Chris Lemonis
Head Coach
Second Season



22 | Jake Gautreau
Assistant Coach
Third Season



42 | Scott Foxhall
Assistant Coach
Second Season



0 | Kyle Cheesebrough
Assistant Coach
Second Season