

2021 MISSISSIPPI STATE BASEBALL

131 Seasons | 38 NCAA Tournament Appearances | 11 College World Series Appearances | 17 MLB First Round Draft Picks



MARCH 12-14, 2021

2021 Schedule & Results

February (5-2)

State Farm College Baseball Showdown (Arlington, Texas; Globe Life Field)

20	vs. No. 9 Texas (1)	FloBaseball.tv	W, 8-3
21	vs. No. 10 TCU (1)	FloBaseball.tv	L, 2-3
22	vs. No. 3 Texas Tech (1)	W, 11-5	
23	JACKSON STATE	SECN+	postponed
24	JACKSON STATE	SECN+	W, 7-3
26	TULANE	SECN+	L, 3-7
27	TULANE	SECN+	W, 9-5
28	TULANE	SECN+	W, 5-4

March (5-1)

Trustmark Park (Pearl, Miss.)

2	vs. Southern Miss (2)	--	W, 4-1
5	KENT STATE	SECN+	W, 8-3
6	KENT STATE	SECN+	L, 5-9
7	KENT STATE	SECN+	W, 13-0
9	GRAMBLING	SECN+	W, 10-0
10	LOUISIANA-LAFAYETTE	SECN+	W, 4-0
12	EASTERN MICHIGAN	SECN+	6 p.m.
13	EASTERN MICHIGAN	SECN+	2 p.m.
14	EASTERN MICHIGAN	SECN+	1 p.m.
16	SAMFORD	SECN+	6 p.m.
19	at LSU *	SEC Network	6 p.m.
20	at LSU *	SECN+	6:30 p.m.
21	at LSU *	SECN+	2 p.m.
23	NORTH ALABAMA	SECN+	6:30 p.m.
26	ARKANSAS *	SECN+	6:30 p.m.
27	ARKANSAS *	SECN+	2 p.m.
28	ARKANSAS *	SEC Network	2 p.m.
30	MISSISSIPPI VALLEY STATE	SECN+	6:30 p.m.

April

1	KENTUCKY *	ESPN	6:30 p.m.
2	KENTUCKY *	SEC Network	6 p.m.
3	KENTUCKY *	SECN+	2 p.m.
6	SOUTHERN	SECN+	6:30 p.m.
9	at Auburn *	SECN+	6:30 p.m.
10	at Auburn *	SECN+	2 p.m.
11	at Auburn *	SEC Network	2 p.m.
13	ARKANSAS STATE	SECN+	6:30 p.m.
16	OLE MISS *	SEC Network	6 p.m.
17	OLE MISS *	SECN+	2 p.m.
18	OLE MISS *	SECN+	1 p.m.
20	UAB	SECN+	6:30 p.m.
23	at Vanderbilt *	SEC Network	7 p.m.
24	at Vanderbilt *	SEC Network	7 p.m.
25	at Vanderbilt *	SECN+	1 p.m.
30	TEXAS A&M *	SECN+	6:30 p.m.

May

1	TEXAS A&M *	SECN+	2 p.m.
2	TEXAS A&M *	SEC Network	2 p.m.
5	at The Citadel	--	6 p.m.
7	at South Carolina *	SECN+	6 p.m.
8	at South Carolina *	SECN+	3 p.m.
9	at South Carolina *	SEC Network	1 p.m.
11	UT MARTIN	SECN+	6:30 p.m.
13	MISSOURI *	ESPN	7:30 p.m.
14	MISSOURI *	SECN+	6:30 p.m.
15	MISSOURI *	SECN+	1 p.m.
18	JACKSONVILLE STATE	SECN+	6:30 p.m.
20	at Alabama *	SECN+	6 p.m.
21	at Alabama *	SECN+	6 p.m.
22	at Alabama *	SECN+	1 p.m.

All times central and subject to change

HOME GAMES IN BOLD CAPS | * - Southeastern Conference game

(1) - Globe Life Field; Arlington Texas | (2) - Trustmark Park; Pearl, Miss.

Mississippi State

Record (SEC): 10-3 (--)

H/A/N: 7-2 / -- / 3-1

Rankings: Baseball America - 2, CBN - 8
D1Baseball - 3, NCBWA - 4
Perfect Game - 5, USA Today - 4

Head Coach: Chris Lemonis

Record at MSU (Yrs.): 74-22 (3rd)

Career Record (Yrs): 215-113-2 (7th)

Batting Average: .278

Runs Per-Game: 6.8

Hits Per-Game: 9.2

Slugging Percentage: .414

ERA: 2.62

K's/BB Ratio: 3.67/1

Batting Average Against: .188

First Year of Baseball: 1885 (131st season)

Program Record: 2,714-1,583-29 (.630)

Eastern Michigan

Record (MAC): 4-2 (--)

H/A/N: -- / 4-2 / --

Rankings: --

Head Coach: Eric Roof

Record at GU (Yrs.): 38-92-1 (4th)

Career Record (Yrs): Same

Batting Average: .236

Runs Per-Game: 6.0

Hits Per-Game: 7.6

Slugging Percentage: .364

ERA: 4.20

K's/BB Ratio: 2.36/1

Batting Average Against: .257

The Rotation

Friday, March 12, 2021

MSU: Christian MacLeod, LHP, Fr. (3Y) 0-1, 2.79 ERA

EMU: Davis Feldman, RHP, Gr. 2-0, 0.00 ERA

Saturday, March 13, 2021

MSU: Eric Cerantola, RHP, So. 0-1, 11.81 ERA

EMU: Justin Meis, RHP, Jr. 0-1, 4.50 ERA

Sunday, March 14, 2021

MSU: Jackson Fristoe, RHP, Fr. 1-0, 1.38 ERA

EMU: TBA

Gameday Information

Eastern Michigan at No. 2 Mississippi State

Dudy Noble Field (Starkville, Miss.)

	Friday	Saturday	Sunday
First Pitch:	6 p.m. CT	2 p.m. CT	1 p.m. CT
TV:	--	--	--
Internet Stream:	SEC Network+	SEC Network+	SEC Network+
Radio:	MSU Radio Network (100.9 FM locally)	MSU Radio Network (100.9 FM locally)	MSU Radio Network (100.9 FM locally)
Audio Stream:	HailState.com/plus	HailState.com/plus	HailState.com/plus

What's Inside

- Mississippi State sits at No. 2 in the national polls for the second straight week and is a top 10 team in all six of the major polls.
FULL POLLS ON PAGE 4
- The Bulldogs are 12-2 in the last 14 regular season games against ranked opponents dating back to the 2019 season. That includes a 6-0 mark against top 10 teams.
- State has won 11 straight games against in-state opponents dating back to the 2019 season, including two in 2021.
MORE ON PAGE 8
- The Maroon and White have won three straight games with each coming via a shutout. It is the first time since 1976 and just the 10th time in program history MSU has strung together three-or-more consecutive shutouts.
MORE ON PAGE 11
- In the series finale against Kent State, the quartet of **Jackson Fristoe** (6 IP), **Landon Sims** (1 IP), **Mikey Tepper** (1 2/3 IP) and **Cam Tullar** (1/3 IP) combined for the first no-hitter at Mississippi State since 1999. A seventh inning error and walk, along with a ninth inning walk were the only blemishes on the scorecard.
- Mississippi State will add its 230th opponent to the record books when Eastern Michigan comes to Starkville for a three-game series.
MORE ON PAGE 3
- In his third career start, **Jackson Fristoe** fanned a career-best eight batters through a perfect six innings of work to earn his first collegiate victory. He threw 85 pitches and 13 of his eight outs ended either on the infield or via strikeout.
- Against Southern Miss, **Houston Harding** fanned nine batters in five innings of work, before **Preston Johnson** (6 Ks), **Cam Tullar** (2 Ks) and **Stone Simmons** (3 Ks) finished off the victory and helped MSU reach the 20-strikeout mark for the first time since 2002. The quartet scattered three hits and walked three batters in the win.
MORE ON PAGE 10
- Junior **Tanner Allen** has been steady at the plate for MSU a 10-game hitting streak and 13-game reached base streak entering the weekend. He has scored a run or drove in an RBI in 12 of 13 games, including a string of eight-straight with an RBI from Feb. 24-March 9.
- Through 11 games in 2021, Mississippi State has defeated a pair of top 10 teams, walked off Tulane twice, struck out 10-plus batters on 11 occasions, thrown a no-hitter and posted three straight shutouts.
- For the seventh straight semester under head coach **Chris Lemonis**, the baseball program logged a GPA of 3.0 or better during the Fall 2020 term. The team compiled a 3.19 GPA, with 33 student-athletes earning a 3.0 GPA or better.



2021 Roster

Numerical

#	Name	Pos.	B/T	Ht.	Wt.	Cl./Exp.	Hometown/High School (Previous School)
2	KC Hunt	RHP	L/R	6-3	200	So./Fr.	Wycoff, N.J./Ramapo
3	Scotty Dubrule	IF	L/R	5-10	175	Gr./Sr.	Venice, Fla./Venice (Jacksonville)
4	Rowdey Jordan	OF	S/R	5-10	190	Sr./Jr.	Auburn, Ala./Auburn
5	Tanner Allen	OF	L/R	5-11	190	Sr./Jr.	Theodore, Ala./UMS- Wright Prep
6	Kamren James	IF	R/R	6-2	205	So./Fr.	Southaven, Miss./DeSoto Central
7	Brandon Smith	RHP	R/R	6-3	220	Jr./So.	Richland, Miss./Richland
8	Drew McGowan	OF	L/R	6-1	180	So./Fr.	Hopkinsville, Ky./University Heights Academy
9	Landon Jordan	IF	L/R	6-0	195	Jr./So.	Poplarville, Miss./Hancock
10	Josh Hatcher	IF/OF	L/L	6-2	200	Sr./Jr.	Albany, Ga./Lee County
11	Kellum Clark	IF	L/R	6-4	205	Fr./Fr.	Brandon, Miss./Brandon
12	Davis Meche	IF	L/R	5-10	165	Fr./Fr.	Lake Charles, La./Barbe
13	Davis Rokose	LHP	L/L	6-0	205	So./Fr.	Johns Creek, Ga./Chattahoochee
14	Riley Self	RHP	R/R	6-4	230	Gr./Sr.	Coldwater, Miss./Magnolia Heights School
15	Cade Smith	RHP	L/R	6-1	190	Fr./Fr.	Southaven, Miss./DeSoto Central
17	Stone Simmons	RHP	R/R	6-4	235	So./Fr.	Houston, Texas/ The Kinkaid School (Furman)
18	Chase Patrick	RHP	R/R	5-9	170	Sr./Jr.	Ellaville, Ga./Schley County (Chattahoochee C.C.)
19	Logan Tanner	C	R/R	6-0	230	So./Fr.	Lucedale, Miss./George County
20	Luke Hancock	C	L/R	5-11	195	Jr./So.	Houston, Miss./Houston
23	Landon Sims	RHP	R/R	6-2	235	So./Fr.	Cumming, Ga./South Forsyth
24	Will Bednar	RHP	R/R	6-2	235	So./Fr.	Valencia, Pa./Mars Area
25	Kyte McDonald	OF	R/R	5-10	180	So./Fr.	San Antonio, Texas/ Antonian
26	Xavier Lovett	RHP	R/R	5-11	185	So./Fr.	Houston, Texas/ Westfield
27	Jackson Fristoe	RHP	R/R	6-4	210	Fr./Fr.	Paducah, Ky./Paducah Tilghman
28	Christian MacLeod	LHP	L/L	6-4	220	Jr./Fr.	Huntsville, Ala./Huntsville
29	Carlisle Koestler	RHP	R/R	5-11	190	Gr./Sr.	Vicksburg, Miss./Warren Central (Southeastern Louisiana)
31	Tanner Leggett	IF	R/R	5-10	155	Sr./Jr.	Raymond, Miss./Central Hinds Academy (Northwest Mississippi C.C.)
32	Parker Stinnett	RHP	R/R	6-1	190	Jr./So.	Oxford, Miss./Oxford (Northwest Mississippi C.C.)
33	Brad Cumbest	OF	R/R	6-5	250	Jr./So.	Hurley, Miss./East Central
34	Shane Lewis	IF	S/R	6-0	200	Fr./Fr.	Vicksburg, Miss./Warren Central
35	Preston Johnson	RHP	R/R	6-4	250	Jr./So.	Crystal Springs, Miss./Copiah Academy (Hinds C.C.)
36	Brayland Skinner	OF	L/L	5-10	175	Sr./So.	Lake Cormorant, Miss./Lake Cormorant (Northwest Mississippi C.C.)
37	Eric Cerantola	RHP	R/R	6-5	225	Jr./So.	Oakville, Ontario/Ecole Secondaire Catholique Sainte-Trinite
38	Kole Alford	LHP	R/L	6-2	175	So./Fr.	McComb, Miss./North Pike Senior (Pearl River C.C.)
39	Mikey Tepper	RHP	L/R	6-0	210	Fr./Fr.	Fort Mill, S.C./Fort Mill
40	Jaxen Forrester	RHP	R/R	6-0	195	Sr./Jr.	Spanish Fort, Ala./Spanish Fort (East Mississippi C.C.)
43	Lane Forsythe	IF	R/R	5-10	170	Fr./Fr.	Humboldt, Tenn./Trinity Christian Academy
44	Kace Garner	C	R/R	6-1	195	Jr./So.	Brandon, Miss./ Northwest Rankin (Meridian C.C.)
45	Cam Tullar	LHP	R/L	6-1	215	Jr./So.	Brighton, Mich./Brighton (Wabash Valley (Ill.) College)
46	Austin Reed	OF	R/R	6-0	190	Fr./Fr.	Buckner, Ky./Oldham County
47	Drew Talley	RHP	R/R	6-3	220	Sr./Jr.	Huntsville, Ala./Huntsville (Wallace State C.C.-Hanceville)
48	Houston Harding	LHP	L/L	6-1	230	Sr./Jr.	Walls, Miss./Evangelical Christian School (Itawamba C.C.)
49	Corbin Grantham	OF	R/R	5-10	185	Fr./Fr.	Gainesville, Fla./Buchholz
50	Brandon Pimentel	IF/OF	L/L	6-3	220	Jr./So.	El Paso, Texas/Socorro (Howard C.C.)
51	Dylan Carmouche	LHP	S/L	6-5	225	Fr./Fr.	Denham Springs, La./LSU Laboratory
55	Spencer Price	RHP	R/R	6-2	235	Gr./Sr.	Olive Branch, Miss./DeSoto Central (Meridian C.C.)

- 22 Chris Lemonis - Head Coach (Third Season at Mississippi State, Sixth Overall; The Citadel, 1992)
 21 Jake Gautreau - Assistant Coach (Fourth Season; Tulane, 2011)
 42 Scott Foxhall - Assistant Coach (Third Season; College of Charleston, 2004)
 0 Kyle Cheesebrough - Volunteer Assistant Coach (Third Season; Louisville, 2010)

Alphabetical

#	Name	Pos.	B/T	Ht.	Wt.	Cl./Exp.
38	Alford, Kole	LHP	R/L	6-2	175	So./Fr.
5	Allen, Tanner	OF	L/R	5-11	190	Sr./Jr.
24	Bednar, Will	RHP	R/R	6-2	235	So./Fr.
51	Carmouche, Dylan	LHP	S/L	6-5	225	Fr./Fr.
37	Cerantola, Eric	RHP	R/R	6-5	225	Jr./So.
0	Cheesebrough, Kyle	Assistant Coach				
11	Clark, Kellum	IF	L/R	6-4	205	Fr./Fr.
33	Cumbest, Brad	OF	R/R	6-5	250	Jr./So.
3	Dubrule, Scotty	IF	L/R	5-10	175	Gr./Sr.
40	Forrester, Jaxen	RHP	R/R	6-0	195	Sr./Jr.
43	Forsythe, Lane	IF	R/R	5-10	170	Fr./Fr.
42	Foxhall, Scott	Assistant Coach				
27	Fristoe, Jackson	RHP	R/R	6-4	210	Fr./Fr.
44	Garner, Kace	C	R/R	6-1	195	Jr./So.
21	Gautreau, Jake	Assistant Coach				
49	Grantham, Corbin	OF	R/R	5-10	185	Fr./Fr.
20	Hancock, Luke	C	L/R	5-11	195	Jr./So.
48	Harding, Houston	LHP	L/L	6-1	230	Sr./Jr.
10	Hatcher, Josh	IF/OF	L/L	6-2	200	Sr./Jr.
2	Hunt, KC	RHP	L/R	6-3	200	So./Fr.
6	James, Kamren	IF	R/R	6-2	205	So./Fr.
35	Johnson, Preston	RHP	R/R	6-4	250	Jr./So.
9	Jordan, Landon	IF	L/R	6-0	195	Jr./So.
4	Jordan, Rowdey	OF	S/R	5-10	190	Sr./Jr.
29	Koestler, Carlisle	RHP	R/R	5-11	190	Gr./Sr.
31	Leggett, Tanner	IF	R/R	5-10	155	Sr./Jr.
22	Lemonis, Chris	Head Coach				
34	Lewis, Shane	IF	S/R	6-0	200	Fr./Fr.
26	Lovett, Xavier	RHP	R/R	5-11	185	So./Fr.
28	MacLeod, Christian	LHP	L/L	6-4	220	Jr./Fr.
25	McDonald, Kyte	OF	R/R	5-10	180	So./Fr.
8	McGowan, Drew	OF	L/R	6-1	180	So./Fr.
12	Meche, Davis	IF	L/R	5-10	165	Fr./Fr.
18	Patrick, Chase	RHP	R/R	5-9	170	Sr./Jr.
50	Pimentel, Brandon	IF/OF	L/L	6-3	220	Jr./So.
55	Price, Spencer	RHP	R/R	6-2	235	Gr./Sr.
46	Reed, Austin	OF	R/R	6-0	190	Fr./Fr.
13	Rokose, Davis	LHP	L/L	6-0	205	So./Fr.
14	Self, Riley	RHP	R/R	6-4	230	Gr./Sr.
17	Simmons, Stone	RHP	R/R	6-4	235	So./Fr.
23	Sims, Landon	RHP	R/R	6-2	235	So./Fr.
36	Skinner, Brayland	OF	L/L	5-10	175	Sr./So.
7	Smith, Brandon	RHP	R/R	6-3	220	Jr./So.
15	Smith, Cade	RHP	L/R	6-1	190	Fr./Fr.
32	Stinnett, Parker	RHP	R/R	6-1	190	Jr./So.
47	Talley, Drew	RHP	R/R	6-3	220	Sr./Jr.
19	Tanner, Logan	C	R/R	6-0	230	So./Fr.
39	Tepper, Mikey	RHP	L/R	6-0	210	Fr./Fr.
45	Tullar, Cameron	LHP	R/L	6-1	215	Jr./So.

Pronunciation Guide

Dylan Carmouche	car-MOO-sh
Eric Cerantola	Sare-an-TOE-la
Scotty Dubrule	Duh-bruul
Jaxen Forrester	Jackson Forest-er
Jake Gautreau	Go-TRO (long o)
Rowdey Jordan	Rouw-D
Carlisle Koestler	Car-lie-ul Kess-lur
Chris Lemonis	Luh-MOE-niss
Xavier Lovett	Pronounce the X
Christian MacLeod	Mc-CLOUD
Davis Meche	Mesh
Brandon Pimentel	Pim-in-tell
Davis Rokose	Row-cohs
Mikey Tepper	Mike-EE
Cameron Tullar	TUH-lur

Program Quick Facts

School Information	
Location	Starkville, Mississippi
Founded	1878
Enrollment	22,226
President	Dr. Mark E. Keenum
Faculty Representative	Dr. Steven Turner
Director of Athletics	John Cohen
Twitter	@JohnCohenAD
Affiliation	NCAA Division I
Conference	Southeastern - Western Division
Nickname	Bulldogs
Colors	Maroon and White

Stadium

Name	Dudy Noble Field, Polk-DeMent Stadium
Capacity	15,000+
Field Dimensions	Left-330, Left Center-385, Center-400, Right Center-380, Right-305

2020 Team Information

Overall Record (SEC; Finish)	12-4 (--)
Home/Away/Neutral	10-2/1-2/2-0
Postseason	--
Lettermen Returning/Lost	24/7
Position Starters Returning/Lost	8/2
Pitchers Returning/Lost	12/2
Newcomers	19 (10 Freshmen, 9 Transfers)

Program Information

First Year of Baseball	1885 (131st season)
First Year in SEC	1933 (Charter Member)
All-Time Record (Win %)	2,714-1,583-29 (.630)
All-Time SEC Record (Win %)	959-822-3 (.539)
SEC Championships (Last)	11 (2016)
SEC Tournament Championships (Last)	7 (2012)
NCAA Tournaments (Last)	38 (2019)
NCAA Super Regionals (Last)	9 (2019)
College World Series (Last)	11 (2019)

Scorecard Summaries

2021 statistics listed | Probable starters based on previous games

Pos.	Name	Elg.	B/T	Ht./Wt.	Avg.	R	H	RBI	Notes
C	Logan Tanner	Fr. (2Y)	R/R	6-0/230	.268	6	11	5	First collegiate hit was a home run; Drove in the game-tying run vs. Tulane (2/27) in the ninth inning
1B	Josh Hatcher	Jr.	L/L	6-2/195	.255	6	12	5	Owens 101 career starts; Career-long 14-game reached base streak ended vs. Southern Miss on March 3
2B	Scotty Dubrule	Gr.	L/R	5-10/175	.261	14	12	6	NCAA active career leader in games played (210), hits (261) and at-bats (817); Drove in go-ahead run vs. No. 3 Texas Tech in eighth inning
SS	Lane Forsythe	Fr.	R/R	5-10/170	.444	4	4	--	Made first career start against Kent State (3/7) and reached base three times (2 singles, 1 HPB); Capped no-hitter with over-the-shoulder grab for final out
3B	Kamren James	Fr. (2Y)	R/R	6-2/205	.269	9	14	14	Was 4-for-5 with a HR and three RBIs against Jackson State (2/24); Posted at least one hit in 22 of 28 career games played
LF	Drew McGowan	Fr. (2Y)	R/R	6-1/180	.200	4	4	3	Posted his first multi-hit game vs. Texas (2/20) in a season-opening start at the State Farm College Baseball Showdown
--or--	Brad Cumbest	So.	R/R	6-3/220	.375	5	6	1	Went 3-for-3 against Grambling with three runs scored
CF	Rowdey Jordan	Jr.	S/R	5-10/190	.241	13	13	11	Drove in his 100th career RBI against Kent State (3/7); Made 146 career starts in the outfield
RF	Tanner Allen	Jr.	L/R	5-11/190	.320	16	16	13	Looking to become the 41st Diamond Dawg to reach the 200-hit mark as he currently has 195 career hits; Career .315 hitter
DH	Luke Hancock	So.	L/R	5-11/195	.282	7	11	13	Hit walk-off grand slam in middle game vs. Tulane (2/27); Career on-base percentage of .443

Pitching Potables

* - Game started



28 | Christian MacLeod | Fr. (3Y) | LHP

Quick Stats					
	W-L	ERA	BAA	IP	SO/BB
2021	0-1	2.79	.317	9.2	17/5
Career	4-1	1.47	.196	30.2	52/11

Last Three Appearances
2/20/21 vs. Texas * W, 8-3 4.0 IP, 6 H, 1 R, 1 ER, 6 K (ND)
2/26/21 Tulane * L, 3-7 4.0 IP, 3 H, 3 R, 0 ER, 2 BB, 6 K (Loss)
3/5/21 Kent State * W, 8-3 1.2 IP, 4 H, 3 R, 2 ER, 3 BB, 4 K (ND)



37 | Eric Cerantola | So. | RHP

Quick Stats					
	W-L	ERA	BAA	IP	SO/BB
2021	0-1	11.81	.375	5.1	7/7
Career	4-2	4.86	.239	37.0	50/29

Last Three Appearances
3/8/20 Quinnipiac * W, 8-4 3.0 IP, 4 H, 3 R, 3 ER, 1 BB, 4 K (ND)
2/27/21 Tulane * W, 9-5 2.1 IP, 4 H, 3 R, 3 ER, 3 BB, 3 K (ND)
3/6/21 Kent State * L, 5-9 3.0 IP, 5 H, 4 R, 4 ER, 4 BB, 4 K (Loss)



27 | Jackson Fristoe | Fr. | RHP

Quick Stats					
	W-L	ERA	BAA	IP	SO/BB
2021	1-0	1.38	.119	13.0	19/4
Career	1-0	1.38	.119	13.0	19/4

Last Three Appearances
2/22/21 vs. Texas Tech * W, 11-5 3.0 IP, 0 H, 3 BB, 4 K (ND)
2/28/21 Tulane * W, 5-4 4.0 IP, 5 H, 2 R, 2 ER, 1 BB, 7 K (ND)
3/7/21 Kent State * W, 13-0 6.0 IP, 8 K (Win - Combined No-Hitter)

Career Situational Statistics

Runners On Base (H-AB)						
Name	'18	'19	'20	'21	Total	Avg.
Allen, Tanner	48-143	55-152	5-16	10-28	118-339	.348
Clark, Kellum	--	--	--	0-2	0-2	--
Cumbest, Brad	--	11-28	1-8	1-8	13-44	.295
Dubrule, Scotty	--	--	--	7-24	7-24	.292
Forsythe, Lane	--	--	--	3-6	3-6	.500
Garner, Kace	--	--	--	1-3	1-3	.333
Hancock, Luke	--	8-18	3-11	8-22	19-51	.373
Hatcher, Josh	19-92	20-56	6-28	7-23	52-199	.261
James, Kamren	--	--	10-29	9-28	19-57	.333
Jordan, Landon	--	5-19	4-18	4-19	13-56	.232
Jordan, Rowdey	34-102	44-142	7-21	6-26	91-291	.313
Leggett, Tanner	--	--	1-7	1-6	2-13	.154
McDonald, Kyte	--	--	--	1-2	1-2	.500
McGowan, Drew	--	--	0-4	3-13	3-17	.176
Meche, Davis	--	--	--	1-1	1-1	1.000
Pimentel, Brandon	--	--	8-30	2-2	10-32	.313
Tanner, Logan	--	--	5-23	5-17	10-40	.250
TOTAL					363-1,177	.308

Runners in Scoring Position (H-AB)						
Name	2018	2019	2020	2021	Total	Avg.
Allen, Tanner	26-92	36-101	3-9	6-16	71-218	.326
Clark, Kellum	--	--	--	0-2	0-2	--
Cumbest, Brad	--	6-17	0-4	1-5	7-26	.269
Dubrule, Scotty	--	--	--	4-13	4-13	.308
Forsythe, Lane	--	--	--	--	--	--
Garner, Kace	--	--	--	1-3	1-3	.333
Hancock, Luke	--	9-25	2-6	5-15	16-46	.348
Hatcher, Josh	9-52	15-34	3-17	2-10	29-113	.257
James, Kamren	--	--	7-16	6-17	13-33	.394
Jordan, Landon	--	9-32	1-12	4-15	14-59	.237
Jordan, Rowdey	17-57	28-82	5-13	4-21	54-173	.312
Leggett, Tanner	--	--	0-3	0-4	0-7	--
McDonald, Kyte	--	--	--	1-2	1-2	.500
McGowan, Drew	--	--	0-1	2-7	2-8	.250
Meche, Davis	--	--	--	--	--	--
Pimentel, Brandon	--	--	5-16	2-2	7-18	.389
Tanner, Logan	--	--	3-15	4-10	7-25	.280
TOTAL					226-746	.303

Inside The Series

Scouting The Opponent

- Eastern Michigan enters the weekend with a 4-2 overall record on the season. The Eagles won two from Alabama State to start the season before splitting a pair of games at Bellarmine last weekend.
- As a team, EMU is averaging 6.8 runs per game on 7.6 hits per contest. The Eagles have earned 4.6 walks per game for an on-base percentage of .353.
- Mark Kattula lead the team with a .409 batting average (9-for-22) and .500 on-base percentage in six starts. Of his nine hits, five have gone for extra bases.
- The leading run producer is Jeff Timko with six RBIs on the season, the outfielder has two of EMU's four home runs on the season.
- Davis Feldman has made two starts on the mound and owns a 2-0 record with 10 strikeouts in 11 innings of work. He has yet to allow a run and is limiting batters to a .171 batting average against.

Series Notes

- Mississippi State will add its 230th opponent to the record books when Eastern Michigan comes to Starkville for a three-game series.
- Of the current 11-team alignment of the Mid-American Conference, MSU has faced off with five MAC programs prior to this weekend.
- The Diamond Dawgs won two of three games last weekend over Kent State, including a 13-0 victory in the series final, which featured a no-hitter by the MSU pitching staff.
- State is 12-3 all-time against the MAC, with Akron (2-0), Central Michigan (1-0), Kent State (4-1), Miami (Ohio) (1-1) and Northern Illinois (4-1) already on the docket.
- The first meeting with the conference came in 1954 when MSU won a 12-3 season-opening decision over Northern Illinois on March 26.

Series History

Mid-American Conference		
Date	Opponent (H/A/N)	Score
3/26/1954	Northern Illinois (H)	W, 12-3
4/4/1958	Northern Illinois (N @)	W, 14-6
1975	Miami (Ohio) (H)	L, 3-6
3/10/1992	Northern Illinois (H)	W, 4-0
5/25/2001	Kent State (N %)	W, 9-8 (10 inn.)
5/28/2001	Kent State (N %)	W, 14-4
2/20/2009	Northern Illinois (H)	W, 8-1
2/21/2009	Northern Illinois (H)	L, 10-11
2/18/2010	Akron (H)	W, 11-0
2/19/2010	Akron (H)	W, 10-1
2/14/2015	Miami (Ohio) (H)	W, 7-1
6/1/2019	Central Michigan (H %)	W, 7-2
3/5/2021	Kent State (H)	W, 8-3
3/6/2021	Kent State (H)	L, 5-9
3/7/2021	Kent State (H !)	W, 13-0



SEC Update

Standings

Western Division										
SEC	Pct.	GB	Division	Overall	Pct.	Home	Away	Neutral	L10	Streak
Arkansas	--	--	--	10-0	1.000	7-0	--	3-0	10-0	W10
Alabama	--	--	--	12-2	.857	9-1	3-1	--	8-2	W3
Ole Miss	--	--	--	11-2	.846	8-2	--	3-0	8-2	W6
LSU	--	--	--	11-3	.786	9-3	2-0	--	8-2	W2
Mississippi State	--	--	--	10-3	.769	7-2	--	3-1	8-2	W3
Texas A&M	--	--	--	11-4	.733	9-3	--	2-1	9-1	W7
Auburn	--	--	--	8-4	.667	6-2	1-0	1-2	6-4	W1

Eastern Division										
SEC	Pct.	GB	Division	Overall	Pct.	Home	Away	Neutral	L10	Streak
South Carolina	--	--	--	11-0	1.000	8-0	2-0	1-0	10-0	W11
Vanderbilt	--	--	--	10-1	.909	10-1	--	--	9-1	W7
Kentucky	--	--	--	8-2	.800	8-2	--	--	8-2	W1
Florida	--	--	--	11-3	.786	10-3	1-0	--	9-1	W5
Tennessee	--	--	--	11-3	.786	7-2	4-1	--	7-3	L1
Georgia	--	--	--	10-3	.769	9-2	1-1	--	8-2	W3
Missouri	--	--	--	4-9	.308	2-2	2-3	0-4	3-7	W1

Schedule/Results

Tuesday, March 9

Kentucky 6, Western Kentucky 5
Charlotte 9, Tennessee 0
Georgia 5, Georgia Southern 2
Vanderbilt 10, Memphis 4
Florida 5, Georgia State 1
Alabama 11, South Alabama 8
Auburn 6, UAB 5
Mississippi State 10, Grambling State 0
LSU 10, Texas Southern 4
Ole Miss 11, Alcorn State 1
Texas A&M 7, Texas A&M Corpus-Christi 0

Wednesday, March 10

Missouri 2, St. Louis 1
Florida 10, Stetson 7
South Carolina 11, The Citadel 7
Alabama 7, Jacksonville State 2
Mississippi State 4, UL-Lafayette 0
LSU 5, New Orleans 0
Texas A&M 22, Prairie View A&M 2 (7 inn.)

Weekend 4 - March 12-14

Georgia State at Kentucky
Illinois State at Missouri
Little Rock at Auburn
Lipscomb at Georgia
Jacksonville at Florida
UNC Greensboro at Tennessee
Stetson at Alabama
Arkansas at Louisiana Tech
Eastern Michigan at Mississippi State
Vanderbilt at Oklahoma State
ULM at Ole Miss
South Carolina at Texas
Samford at Texas A&M
UTSA at LSU

Week-by-Week Polls

Week	BA	CB	D1	BW	PG	USA	RPI
Preseason	8	9	7	7	12	7	--
Week 1 - Feb. 23	8	12	5	6	8	--	--
Week 2 - March 1	2	10	3	5	6	6	--
Week 3 - March 8	2	8	3	4	5	4	--

BA - Baseball America, CB - Collegiate Baseball Newspaper, D1 - D1Baseball,
BW - National Collegiate Baseball Writers Association, PG - Perfect Game,
USA - USA Today Coaches Poll, RPI - NCAA RPI

(--) - No poll/RPI released by the publication.

In The Polls

Baseball America				Collegiate Baseball				D1Baseball				NCBWA				Perfect Game				USA Today/Coaches			
1. Arkansas	10-0	1		1. Arkansas	10-0	1		1. Arkansas	10-0	1		1. Arkansas	10-0	1		1. Arkansas	10-0	3		1. Arkansas	10-0	1	
2. Mississippi State	8-3	2		2. Vanderbilt	9-1	2		2. Vanderbilt	9-1	2		2. Vanderbilt	9-1	2		2. Florida	9-3	2		2. Vanderbilt	9-1	2	
3. Vanderbilt	9-1	3		3. Florida	9-3	3		3. Mississippi State	8-3	3		3. Ole Miss	10-2	7		3. Ole Miss	10-2	4		3. Ole Miss	10-2	4	
4. Ole Miss	10-2	5		4. Ole Miss	10-2	6		4. Ole Miss	10-2	4		4. Mississippi State	8-3	5		4. Vanderbilt	9-1	5		4. Mississippi State	8-3	6	
5. Miami (Fla.)	5-4	6		5. South Carolina	10-0	13		5. Florida	9-3	6		4. Florida	9-3	4		5. Mississippi State	8-3	6		5. Florida	9-3	5	
6. Florida	9-3	7		6. Texas Tech	8-3	15		6. UCLA	8-3	8		6. UCLA	8-3	9		6. Miami (Fla.)	5-4	7		6. UCLA	8-3	10	
7. Georgia Tech	8-3	14		7. Georgia	9-3	5		7. Georgia Tech	8-3	12		7. South Carolina	10-0	13		7. Texas Tech	8-3	8		7. Texas Tech	8-3	11	
8. UCLA	8-3	9		8. Mississippi State	8-3	10		8. Miami (Fla.)	5-4	9		8. Miami (Fla.)	5-4	6		8. Georgia Tech	8-3	10		8. South Carolina	10-0	12	
9. TCU	8-3	10		9. East Carolina	9-2	12		9. Texas Tech	8-3	10		9. Texas Tech	8-3	15		9. Louisville	7-4	1		9. Oklahoma State	9-0	15	
10. South Carolina	10-0	13		10. UCLA	8-3	14		10. Louisville	7-4	5		10. Oklahoma State	9-0-1	14		10. East Carolina	9-2	12		10. Georgia Tech	8-3	13	
11. Texas Tech	8-3	11		11. Oklahoma State	9-0-1	11		11. TCU	8-3	13		11. TCU	8-3	12		11. UCLA	8-3	13		11. TCU	8-3	9	
12. Virginia Tech	7-2	16		12. Georgia Tech	8-3	16		12. South Carolina	10-0	14		12. Louisville	7-4	3		12. South Carolina	10-0	16		12. Louisville	7-4	3	
13. Boston College	8-2	18		13. Arizona	10-2	24		13. Oklahoma State	9-0-1	15		13. Georgia Tech	8-3	11		13. Arizona	10-2	17		13. Miami (Fla.)	5-4	14	
14. East Carolina	9-2	19		14. Louisville	7-4	4		14. East Carolina	9-2	17		14. East Carolina	9-2	16		14. Indiana	3-1	14		14. Tennessee	11-2	17	
15. Louisville	7-4	4		15. LSU	9-3	8		15. Tennessee	11-2	18		15. Tennessee	11-2	18		15. Arizona State	8-2	19		15. East Carolina	9-2	16	
16. Arizona	10-2	24		16. Miami (Fla.)	5-4	9		16. Oregon State	10-1	20		16. Oregon State	10-1	21		16. TCU	8-3	21		16. Oregon State	10-1	19	
17. Oregon State	10-1	--		17. Oregon State	10-1	21		17. Boston College	8-2	22		17. Arizona	10-2	22		17. Boston College	8-2	--		17. Arizona	10-2	24	
18. North Carolina	7-3	17		18. Arizona State	8-2	22		18. Virginia Tech	7-2	24		18. LSU	9-3	10		18. LSU	9-2	9		18. Boston College	8-2	23	
19. Oklahoma State	9-0-1	--		19. Michigan	2-1	18		19. Texas	7-5	19		19. Texas	7-5	19		19. Michigan	2-1	18		19. Virginia Tech	7-2	22	
20. Texas	7-5	20		20. TCU	8-3	19		20. FAU	8-2	21		20. UC Santa Barbara	6-5	8		20. FAU	8-2	25		19. LSU	9-3	8	
21. Virginia	6-4	8		21. Oregon	6-2	--		21. LSU	9-3	11		21. Boston College	8-2	29		21. Oregon State	10-1	--		21. Texas	7-5	NR	
22. Michigan	2-1	21		22. Virginia Tech	7-2	27		22. UC Santa Barbara	6-5	7		22. Alabama	10-2	23		22. Oklahoma State	9-0-1	--		21. FAU	8-2	NR	
23. Tennessee	11-2	22		23. North Carolina	7-3	17		23. West Virginia	4-3	23		22. FAU	8-2	26		23. Ohio State	3-1	23		23. Alabama	10-2	NR	
24. Alabama	10-2	23		24. Alabama	10-2	23		24. Arizona	10-2	--		23. Virginia Tech	7-2	28		24. Virginia	6-5	15		24. UC Santa Barbara	6-5	7	
25. FAU	8-2	--		25. Southern Illinois	11-0	--		25. Notre Dame	4-2	--		25. Virginia	6-5	17		25. Virginia Tech	7-2	--		25. Notre Dame	4-2	NR	
				26. UC Santa Barbara	6-5	7						26. Georgia	9-3	20									
				27. FAU	8-2	--						27. Arizona State	8-2	--									
				28. Tennessee	11-2	29						28. Dallas Baptist	8-3	30									
				29. Dallas Baptist	8-3	30						29. Oregon	6-2	--									
				30. Ball State	6-4	--						T30. Stanford	7-1	--									
												T30. West Virginia	4-3	--									

2021 Scheduled Opponents in Bold

22 | CHRIS LEMONIS

Head Coach | Myrtle Beach, S.C.
Third Season at Mississippi State
(Seventh Overall)



After arguably the most successful first year by a Southeastern Conference head baseball coach in conference history, Chris Lemonis begins his third season as the leader of the Mississippi State baseball program.

The 18th head coach in the storied history of the program, a journey of nearly 40 years came full circle when he was introduced on June 25, 2018 on Adkerson Plaza inside Dudy Noble Field. The son of a 1973 State graduate, Lemonis resided in Starkville as a child and now leads one of the perennial powerhouses in college baseball.

In his first season at the helm of the Diamond Dawgs, Lemonis became the winningest first-year head coach in SEC history and in the process led the 2019 edition to the second-most victories in program history at 52 (54; 1989). The 40 victories over MSU's first 50 games marked the third-most in the first 50 games of a season in program history and set the tone for State's second straight trip to the College World Series.

Lemonis became one of just three SEC head coaches to advance to the College World Series in their inaugural season in the conference, joining Jake Gibbs (Ole Miss, 1972) and fellow Diamond Dawg skipper Pat McMahon (Mississippi State, 1998).

Over his first two seasons, five Diamond Dawgs earned All-America honors and a trio of pitchers have garnered national specialty awards. Left-handed pitcher Ethan Small was tabbed the 2019 National Pitcher of the Year (College Baseball Foundation; American Baseball Coaches Association), while right-handed pitcher JT Ginn (2019) and left-handed pitcher Christian MacLeod (2020) earned back-to-back National Freshman of the Year honors. Ginn and Small each earned specialty awards from the SEC, as well, grabbing the conference's Freshman and Pitcher of the Year, respectively, in 2019.

After a school-record-tying 11 Diamond Dawgs heard their names called in the 2019 Major League Baseball First Year Player Draft, State tied for the most players drafted in the first two rounds of the 2020 MLB event. Small became the 15th Diamond Dawg taken in the first round of the MLB Draft in 2019, while Justin Foscoe and Jordan Westburg each went in the first round of the 2020 event.

Owning a head coaching record of 205-110-2, Lemonis was also a part of nearly 800 wins as an assistant coach and three trips to the College World Series. During his time at Indiana, Lemonis' teams averaged 35.3 wins per season, including a 40-win campaign during his final season in Bloomington. He averaged 39.2 victories per year during his career in an assistant role (784 wins), bolstered by a 44.9 wins-per-season average at Louisville. The Cardinals were college baseball's winningest program during that eight-year span and made the program's first three trips to Omaha.

Lemonis not only understands what it takes to get to Omaha as a coach but also as a student-athlete. A 1992 graduate of The Citadel, Lemonis added a 1990 appearance in the College World Series as a student-athlete. The appearance makes The Citadel one of just three schools in Southern Conference history (Duke, Wake Forest) and only current member of the conference to advance to Omaha.

One of the top recruiters and player development coaches in the country, Lemonis has seen success at every coaching stop. After helping his alma mater, The Citadel, to five NCAA Regional appearances in 12 seasons as an assistant coach, Lemonis joined college teammate Dan McDonald's staff at Louisville and quickly turned the Cardinals into a consistent Omaha contender.

After helping Louisville to seven postseason berths in eight years, the 2013 American Baseball Coaches Association/Baseball America Assistant Coach of the Year headed to Indiana to take his first head coaching job with the Hoosier program in 2015.

In each of his head coaching stops, Lemonis has led his team to the NCAA postseason in his first season at the helm. He helped the Hoosiers into the NCAA Tournament field during his initial season in Bloomington, before he guided Mississippi State to the College World Series in 2019 – his first season in Starkville.

Overall, Lemonis enters his 27th season as a collegiate coach in 2021, making one College World Series appearance as a head coach, taking three trips to Omaha as an assistant, earning 16 NCAA tournament berths and aiding in four 50-win seasons. His pupils have earned 30 All-America honors, 15 Freshman All-America laurels and 82 have signed professional baseball contracts, with 17 getting the call up to Major League Baseball.

RECRUITING AND DEVELOPMENT

Widely regarded as one of the elite recruiters and developers of talent in all of college baseball, a total of 95 student-athletes have been selected in the Major League Baseball Draft under Lemonis' watch, with 17 of those reaching the highest level of professional baseball.

Since arriving at Louisville for the 2006-07 academic year, Lemonis has been a part of 13 nationally-ranked recruiting classes, including his first three classes at Mississippi State. His initial Diamond Dawgs recruiting class was tabbed as the No. 12 class nationally by Baseball America and Perfect Game, while it earned the No. 9 ranking from Collegiate Baseball Newspaper. In 2019, he and his staff brought in another top-10 ranked class, finishing as high as No. 6 by Baseball America.

Over his first two seasons in Starkville, Lemonis has tutored 14 picks in the MLB First Year Player Draft, including three first rounders and one second rounder. Sixteen of Lemonis' Indiana players were taken in the MLB Draft in his final four years in Bloomington and 14 signed professional contracts. He also recruited and coached nine of the Hoosier's school-record 10 MLB Draft choices in 2019.

From 2007-14, Lemonis saw seven-straight classes ranked among the top-30 nationally, including the No. 12 national class for the 2011 recruiting cycle. In 2017, Baseball America revisited the Cardinals' 2013 class, re-ranking it No. 2 in the nation after the on-field success under Lemonis' watch. In 2018, the publication tabbed an un-ranked 2014 recruiting class – which included 2015 National Freshman of the Year and 2017 Golden Spikes Award winner Brendan McKay – as the No. 1 class in the publication's re-rankings.

Lemonis mentored and or recruited 47 student-athletes that signed professional contracts after being selected in the MLB Draft during his eight years as the top assistant and recruiting coordinator at Louisville, including a school-record 10 selections in the 2010 MLB Draft. He helped produce 10 first or second round draft choices over a seven-year span.

To date, 15 Cardinals who were recruited by and played for Lemonis have gone on to reach the big leagues. Those players include Nick Burdi, Adam Duvali, Chris Dominguez, Cody Ege, Adam Engel, Chad Green, Dean Kiehefer, Matt Koch, Trystan Magnuson, Justin Marks, Kyle McGrath, Brendan McKay, B.J. Rosenberg, Nick Solak and Tony Zych. Over \$28 million in signing bonuses were accrued by Lemonis' Louisville draftees.

MISSISSIPPI STATE

Inheriting a team that is coming off of a trip to the College World Series doesn't always translate into immediate success, but Lemonis was able to build off of that momentum as he began writing his chapter in Mississippi State history.

The 2020 squad was off to a 12-4 start with two wins each over Oregon State and No. 2 Texas Tech, before the season was shut down due to the COVID-19 pandemic. Though many publications didn't hand out postseason honors, Collegiate Baseball Newspaper tabbed left-handed pitcher Christian MacLeod the Co-National Freshman of the Year after he started his career 4-0 with a 0.86 ERA in four starts.

Along with the second-most single-season victories (52) during the 2019 season, his team also posted the second-best 20-, 30- and 40-game starts (18-2, 25-5, 32-8) in program history. He joined Pat McMahon as the only two Diamond Dawg dugout bosses to lead the program to the College World Series in their initial campaign and his 52 wins were the most by a first-year SEC head coach in the conference's history.

Personal

Hometown:	Myrtle Beach, S.C.
Wife:	Jill
Children:	Marissa & Mackenzie
College:	The Citadel, 1992

Coaching Career

2019-	Mississippi State Head Coach
2015-18	Indiana Head Coach
2007-14	Louisville Assistant Coach
2003-06	The Citadel Associate Head Coach
1995-2002	The Citadel Assistant Coach

Lemonis Year-by-Year

As a Head Coach		* - NCAA postseason canceled	
	School	Record	Postseason
2021	Mississippi State	10-3	---
2020 *	Mississippi State	12-4	---
2019	Mississippi State	52-15	College World Series
2018	Indiana	40-19	NCAA Regional
2017	Indiana	34-24-2	NCAA Regional
2016	Indiana	32-24	---
2015	Indiana	35-24	NCAA Regional
Totals	7th Season	215-113-2	4 NCAA Regionals 1 Super Regional, 1 College World Series

As an Assistant Coach

2014	Louisville	50-17	College World Series
2013	Louisville	51-14	College World Series
2012	Louisville	41-22	NCAA Regional
2011	Louisville	32-29	---
2010	Louisville	50-14	NCAA Regional
2009	Louisville	47-18	NCAA Super Regional
2008	Louisville	41-21	NCAA Regional
2007	Louisville	47-24	College World Series
2006	The Citadel	34-27	---
2005	The Citadel	25-34	---
2004	The Citadel	39-28	NCAA Regional
2003	The Citadel	32-25	---
2002	The Citadel	31-26	---
2001	The Citadel	38-24	NCAA Regional
2000	The Citadel	39-20	---
1999	The Citadel	41-20	NCAA Regional
1998	The Citadel	37-24	NCAA Regional
1997	The Citadel	37-21	---
1996	The Citadel	33-26	---
1995	The Citadel	39-21	NCAA Regional
Totals	20 Seasons	784-455	15 NCAA Regionals Four NCAA Super Regionals, Three College World Series





State saw four student-athletes earn first-team All-SEC, tying for the fourth-most selections in a single season in program history behind the five selections in 1949, 1971 and 1977. Left-handed pitcher Ethan Small posted one of the most dominant seasons on the mound in program history, leading the nation in strikeouts and earning National and Southeastern Conference Pitcher of the Year honors. Right-handed pitcher JT Ginn was tabbed National Freshman of the Year and Southeastern Conference Freshman of the Year.

Along with Small, Tanner Allen, Justin Foscoe and Jake Mangum each earned top honors from the SEC, and Foscoe, Mangum and Small each grabbed at least one first-team All-America honor. Small became Mississippi State's seventh unanimous first-team All-American, joining Jeff Brantley (1985) and Chris Stratton (2012) as the only pitchers to accomplish the feat.

On the team side of things, State's offense led the nation in doubles to mark the first time in program history the Diamond Dawgs led the NCAA in an offensive or pitching category. The 166 doubles set a school record and rank No. 4 all-time in SEC history.

INDIANA

Lemonis left a strong legacy at Indiana as he tied for the most NCAA postseason appearances by a head coach in school history and owns three of the eight all-time NCAA Tournament appearances. The Hoosiers were the only Big Ten program to appear in three NCAA Regionals during his four-year span in the conference and one of two to make back-to-back appearances from 2015-18. He became the first coach in program history to earn three NCAA regional berths in his first four years, finishing with a 141-91-2 overall record.

During his time leading the Cream and Crimson, 41 student-athletes earned Academic All-Big Ten honors, 25 were selected All-Big Ten and 14 signed professional contracts. His 2018 squad not only advanced to the NCAA Tournament, but produced a program-record 16 Academic All-Big Ten performers and three first-team All-Big Ten honorees.

The 2018 campaign saw Lemonis' squad compile a 40-19 record and earn an at-large berth as the No. 2 seed in the NCAA Austin Regional. The Hoosiers reached the regional title game after defeating Texas Southern and eliminating No. 25 Texas A&M. Indiana fell to eventual College World Series participant Texas, with a trio of Hoosiers earning all-regional honors. Eight IU student-athletes earned All-Big Ten honors – including three first teamers – representing the program's most since 2004.

The Hoosiers were among the Big Ten leaders in several categories in 2018, ranking first in earned run average (3.09), slugging percentage (.448), home runs (68) and total bases (905), second in batting average (.284) and third in runs scored (360). That season, IU was ranked by at least one of the major publications for 15 of the 16 weeks of the regular season, including nine-straight weeks in the top 15. Four Hoosiers were selected in the MLB Draft following just the eighth 40-win season in program history.

A season prior, the Hoosiers produced a 34-24-2 record and earned the No. 2 seed at the 2017 NCAA Lexington Regional. With the postseason appearance, Lemonis became the first coach in program history to make two regionals in his first three seasons as IU's skipper. Indiana finished as the highest rated RPI team in the Big Ten (34th), while seven Hoosiers garnered All-Big Ten honors.

In year two at the helm in 2016, Lemonis' club posted a 32-24 overall record and a 15-9 mark in Big Ten play. On a national level, the Hoosier pitching staff finished second in walks allowed per nine innings (2.31), fifth in WHIP (1.15) and strikeout-to-walk ratio (3.17), 11th in team ERA (3.09) and 25th in hits allowed per nine innings (8.02). Three IU student-athletes were tabbed All-Big Ten, including first-team selection Kyle Hart. The trio of Ryan Fineman, Luke Miller and Scotty Bradley each brought home all-freshman honors from the conference.

During Lemonis' debut season of 2015, Indiana won 12 of its last 17 games – nine coming against RPI top 50 teams – and earned an at-large berth into the NCAA Nashville Regional. Three Hoosiers earned a spot on the NCAA Regional all-tournament team, while two were tabbed All-Big Ten and a pair were selected to the Big Ten All-Freshman Team. Lemonis' squad owned a 12-5 mark vs. ranked opponents in 2015, including five top-15 wins.

An advocate of playing the game the right way, Lemonis' teams hold three out of the four highest single-season fielding percentages in Indiana history, including a school record mark of .979 in 2017.

LOUISVILLE

As an assistant coach, Lemonis' imprint in elevating the Louisville program to new heights was evident. The former Cardinals' recruiting coordinator aided Louisville to three College World Series appearances (2007, 13, 14) and a 359-159 (.693) record during his eight seasons there.

Louisville was college baseball's winningest program during the eight-year span that Lemonis was on staff, including back-to-back 50-win seasons in 2013 and 2014. Following the program's first trip to the College World Series in 2013, Lemonis was named the ABCA/Baseball America Assistant Coach of the Year.

Lemonis helped the Cardinals produce 18 All-Americans, 61 all-conference selections, a trio of conference player of the year award winners, two conference newcomer of the year honorees and the first national "of the year" award winner in the program's history. Louisville won four BIG EAST championships in the school's final five years in the conference, and he saw U of L set the school record for wins in a season three different times, including a then-program-best 51 victories during the 2013 season.

Louisville became a hot bed for professional talent during Lemonis' time in the Derby City, as 40 Cardinals were selected in the MLB Draft from 2007-14 and another seven inked free agent contracts with professional teams. Of those, 15 have made it to the big leagues, including three from the 2013 College World Series team.

From 2007-2014, Louisville accomplished many program firsts on its way to becoming a perennial Omaha contender. Fourteen different Cardinals produced 43 different All-America honors, including first-team All-Americans Nick Burdi (2013 & 2014), Chris Dominguez (2009), Kyle Funkhouser (2014) and Neil Holland (2010). Dominguez and Funkhouser led a crop of nine student-athletes to earn Freshman All-America accolades under Lemonis.

Dominguez claimed the 2008 (co) and 2009 BIG EAST Player of the Year award, marking just the second time in conference history a student-athlete won back-to-back Player of the Year awards (Steve Stanley, Notre Dame; 2001-02). Burdi won the first-ever national "of the year" award when he was tabbed the nation's top closer and winner of the 2014 National Collegiate Baseball Writers Association Stopper of the Year.

Along with Dominguez, Jeff Gardner claimed the 2014 American Athletic Conference Player of the Year award, while Justin Marks (2007) and Jared Ruxer (2012) each earned BIG EAST Freshman of the Year awards. Thirty-eight different Louisville student-athletes totaled 61 all-conference honors, including a school-record 10 selections to the All-BIG EAST squads in 2012 and 2013. The 2010 (BIG EAST) and 2014 (AAC) squads each totaled a then-school-standard four first-team all-conference selections.

The accolades for Lemonis' pupils weren't limited to the regular season, as 27 Cardinals earned a total of 29 NCAA All-Region honors. The quartet of Dominguez (2007), Justin Marks (2009), Coco Johnson (2013) and Cole Sturgeon (2014) all claimed NCAA Regional MVP honors, with the 2009 squad grabbing a program-best five all-regional honors. On the conference level, Louisville saw 16 total all-tournament honors earned by 13 different Cards.

THE CITADEL

Lemonis arrived at The Citadel as a student-athlete, transitioned into an assistant coaching role and ultimately moved his way up to associate head coach before finishing his 17-year journey on the Charleston, South Carolina campus.

During his time at The Military College of South Carolina – one of the six United States senior military colleges – the Bulldogs made six of their 13 all-time appearances in the NCAA Tournament and made the program's only appearance at the College World Series. The 1990 team is one of just three Southern Conference programs (Duke, Wake Forest) and the only active member to make it to Omaha.

Lemonis' coaching tenure spanned 12 seasons (1995-2006), included seven All-Americans and two Freshman All-Americans, saw 17 student-athletes selected in the Major League Baseball Draft and ushered in 35 offensive school records. Two of his Bulldog pupils reached the big leagues – Britt Reames and Dallas McPherson – while Philip Hartig finished his career ranked No. 7 on the NCAA's career hits chart (360; 1998-2001), with his total now No. 10 all-time in NCAA history.

He was twice tabbed All-Southern Conference during his time as a student-athlete (1989-93) and led the team in home runs on three occasions, after redshirting as a freshman and appearing in just nine games his second year on campus. Following that, Lemonis started 162 games over his final three seasons and led the Bulldogs with a .367 average, 19 doubles, 52 runs, 10 home runs and 66 RBI as senior.

A member of the 1993 All-Southern Conference Tournament team, Lemonis still ranks in the top 15 all-time at The Citadel in RBIs (152), home runs (23) and slugging percentage (.538).

PERSONAL

Lemonis and his wife, the former Jill MacEldowney, have two daughters, Marissa and Makenzie. The Myrtle Beach, South Carolina native earned his Bachelor of Science in physical education from The Citadel in 1992 and received his Master of Arts in sport management in 1994.

He is also no stranger to Starkville, as he resided on campus as a newborn during his father's time as a student at State. His father, Thomas, was a 1973 Mississippi State graduate with a degree in electrical engineering.

How It Was Won

(* - Walk-off hit)

Below is a chart representing how the eventual game-winning run was recorded for Mississippi State in 2021.

Gm	Opponent	Final	Player	Inn.	Outs	Play	Score at Time
1.	vs. No. 9 Texas	8-3	Rowdey Jordan	4	2	Reached on an error	3-0
2.	vs. No. 10 TCU	2-3	--	--	--	--	--
3.	vs. No. 3 Texas Tech	11-5	Scotty Dubrule	8	2	RBI infield single	5-5
4.	JACKSON STATE	7-3	Landon Jordan	5	2	RBI single	3-0
5.	TULANE	3-7	--	--	--	--	--
6.	TULANE	9-5	Luke Hancock *	9	--	Grand slam	5-5
7.	TULANE	5-4	Tanner Allen *	9	2	2RBI single	3-4
8.	vs. Southern Miss	4-1	Rowdey Jordan	3	--	Sacrifice fly	1-1
9.	KENT STATE	8-3	Luke Hancock	5	--	2RBI single	3-3
10.	KENT STATE	5-9	--	--	--	--	--
11.	KENT STATE	13-0	Kamren James	1	1	RBI single	0-0
12.	GRAMBLING	10-0	Rowdey Jordan	3	1	Sacrifice fly	0-0
13.	LOUISIANA-LAFAYETTE	4-0	Scotty Dubrule	1	1	Scored on a wild pitch	0-0

Mississippi State When...

	2019	2020	2021
Overall	52-15	12-4	10-3
vs. Top-5 Teams	7-4	2-0	1-0
vs. Top-10 Teams	5-6	2-0	2-1
vs. Top-25 Teams	16-13	2-0	2-1
Non-Conference	32-5	12-4	10-3
SEC	20-10	--	--
SEC East	9-3	--	--
SEC West	11-7	--	--
At Home	37-5	9-2	7-2
On the Road	10-6	1-2	--
At Neutral Sites	5-4	2-0	3-1
In Day Games	25-7	10-3	6-3
In Night Games	27-8	2-1	4-0
vs. Teams .500 Or Better	37-13	3-2	7-2
vs. Teams Worse Than .500	15-0	9-2	3-1
vs. Left-Handed Starter	17-3	5-1	4-1
vs. Right-Handed Starter	35-12	7-3	6-2
When Starter Receives Decision	30-11	6-3	4-2
When Reliever Receives Decision	22-4	6-1	6-1
When Starter Goes 5+ Innings	31-10	7-3	3-1
When Starter Goes <5 Innings	21-5	5-1	7-2
When Scoring First	30-5	10-2	7-1
When Opponent Scores First	22-10	2-2	3-2
When Leading After 6 Innings	41-2	9-0	8-0
When Trailing After 6 Innings	5-12	2-3	1-3
When Tied After 6 Innings	6-1	1-1	1-0
When Leading After 8 Innings	47-1	11-0	9-0
When Trailing After 8 Innings	1-11	1-4	1-3
When Tied After 8 Innings	3-1	--	--
In One-Run Games	11-6	2-0	1-1
In Two-Run Games	5-3	--	--
In 5+ Run Games	27-5	1-1	5-0
Weekend Series W-L-T	11-2-0	3-1-0	2-0-0
Series Sweeps/Times Swept	5/1	2/0	--
When Scoring 0-2 Runs	1-8	0-3	0-1
When Scoring 3-5 Runs	11-6	4-1	3-2
When Scoring 6-9 Runs	21-1	8-0	4-0
When Scoring 10+ Runs	19-0	--	3-0
Shutouts/Times Shut Out	5/3	1/1	3/--
In Extra Innings	2-1	--	--
When Opponent Scores 4 Runs Or Less	36-6	11-0	8-1
When Opponent Scores 5 Runs Or More	16-9	1-4	2-2
When Out-Hitting Opponent	45-4	11-1	7-1
When Out-Hit by Opponent	4-8	1-3	2-1
When Hits Are Equal	3-3	--	1-1
When Hitting A Home Run	34-5	8-1	7-1
When Opponent Hits A Home Run	22-9	3-1	1-2
When Errorless	20-6	6-0	5-0
When Committing One Error	15-5	3-1	2-1
When Committing 2+ Errors	17-4	3-3	3-2
When Opponent is Errorless	12-9	3-3	2-0
When Opponent Commits One Error	13-5	5-1	4-1
When Opponent Commits 2+ Errors	27-1	4-0	4-2
Game 1 of Weekend	11-3	3-1	2-1
Game 2 of Weekend	10-4	4-0	1-2
Game 3 of Weekend	9-4	2-2	3-0
Monday	--	--	1-0
Tuesday	7-0	1-1	1-0
Wednesday	9-1	2-0	3-0
Thursday	2-3	--	--
Friday	12-5	3-1	1-1
Saturday	12-6	4-0	2-1
Sunday	10-0	2-2	2-1

Uniform breakdown on page 8

Career Game-Winning Plays

WO = Walk-off game-winning play

	'18	'19	'20	'21	WO	Total		'18	'19	'20	'21	WO	Total
Allen, Tanner	5	9	1	1	2	16	James, Kamren	--	--	1	1	--	2
Cumbest, Brad	--	1	--	--	--	1	Jordan, Landon	--	--	--	1	--	1
Dubrule, Scotty	--	--	--	2	--	2	Jordan, Rowdey	1	5	--	3	--	9
Hancock, Luke	--	--	2	2	1	4	Pimentel, Brandon	--	--	2	--	--	2
Hatcher, Josh	1	3	3	--	1	7							



Hitting Totals/Streaks

MULTI-HIT GAMES	2	3	4	5+	2021	Career
Allen, Tanner	5	--	--	--	5	57
Hatcher, Josh	4	--	--	--	4	33
James, Kamren	2	1	1	--	4	8
Dubrule, Scotty	4	--	--	--	4	4
Hancock, Luke	2	1	--	--	3	7
Jordan, Rowdey	3	--	--	--	3	45
Cumbest, Brad	1	1	--	--	2	5
Forsythe, Lane	2	--	--	--	2	2
Tanner, Logan	2	--	--	--	2	5
McGowan, Drew	2	--	--	--	2	2
Jordan, Landon	1	--	--	--	1	6
TEAM	28	3	1	--	32	

MULTI-RBI GAMES	2	3	4	5+	2021	Career
Hancock, Luke	2	1	1	--	4	8
Allen, Tanner	2	--	1	--	3	24
James, Kamren	1	1	--	1	3	3
Jordan, Rowdey	1	2	--	--	3	28
Tanner, Logan	2	--	--	--	2	2
McDonald, Kyte	1	--	--	--	1	1
Jordan, Landon	1	--	--	--	1	4
Dubrule, Scotty	1	--	--	--	1	1
--	--	--	--	--	--	--
Cumbest, Brad	--	--	--	--	--	2
Hatcher, Josh	--	--	--	--	--	14
Pimentel, Brandon	--	--	--	--	--	2
TEAM	11	4	2	1	18	

HITTING STREAKS	Current	2021 Long	Career
Allen, Tanner	10	10	14
Tanner, Logan	--	6	6 (2x)
Jordan, Landon	--	6	6
Jordan, Rowdey	5	5	7
James, Kamren	--	3	7
Dubrule, Scotty	--	3	--
Hancock, Luke	--	3	4^
Hatcher, Josh	3	3	10^
McDonald, Kyte	2	2	2
Forsythe, Lane	--	2	2
Pimentel, Brandon	--	2	4
Garner, Kace	--	1	1
Meche, Davis	1	1	1
McGowan, Drew	--	1	1 (2x)
Cumbest, Brad	--	1	2
Leggett, Tanner	--	1	1
--	--	--	--
Price, Spencer	1	--	1

REACHED BASED	CURRENT	2021	CAREER
Allen, Tanner	13	13	26*
Hancock, Luke	2	10	12
Jordan, Rowdey	9	9	15 (2x)
Dubrule, Scotty	--	8	--
Hatcher, Josh	3	7	14^
Jordan, Landon	2	7	7
Tanner, Logan	--	6	6 (2x)
James, Kamren	--	6	7
McGowan, Drew	2	5	5
McDonald, Kyte	3	3	3
Pimentel, Brandon	5^	3	4 (2x)
Forsythe, Lane	3	3	1
Leggett, Tanner	--	2	2 (2x)
Cumbest, Brad	--	2	4
Clark, Kellum	1	1	1
Meche, Davis	1	1	1
Garner, Kace	--	1	1
--	--	--	--
Price, Spencer	1	--	1

* - Streak spanned the 2019 and 2020 seasons.

^ - Streak spans 2020 and 2021 seasons.

News and Notes

DubRule Among NCAA's Active Leaders

- Graduate student **Scotty Dubrule** sits among the top 25 among active Division I student-athletes in six offensive categories, including the No. 1 spot in games played (210), at bats (811) and hits (260).

Games Played	1st	210
Hits	1st	261
At-Bats	1st	816
Runs	4th	152
Walks	9th	106
Total Bases	14th	308
RBI's	19th	121

- Junior **Tanner Allen** also ranks among the top active NCAA student-athletes in a host of categories. He is among the top 25 in RBIs (12th; 129) and hits (20th; 197).
- Junior **Rowdey Jordan** ranks No. 24 in runs scored (124).

State of Success

- Mississippi State has played 12 games against in-state opponents since the start of the 2019 season and on 11 occasions have walked away the victory.
- On February 22, 2019, Southern Miss grabbed a 1-0 victory in 10 innings at Dudy Noble Field and since then have not lost to a team from Mississippi.
- State's 11 victories have come over:

Southern Miss	2	Feb. 23-24, 2019
Jackson State	1	Feb. 26, 2019
Mississippi Valley State	1	March 26, 2019
vs. Ole Miss	1	April 23, 2019
at Ole Miss	3	May 10-12, 2019
Alcorn State	1	Feb. 26, 2020
Jackson State	1	Feb. 24, 2021
vs. Southern Miss	1	March 3, 2021

Uni Watch

- The old adage states, "look good, feel good." And, when you feel good you usually perform well. Below is a list of how MSU fared in each of its uniforms over the past three seasons;

Uniform	2019	2020	2021
Black '85s	10-0	2-1	3-0
Maroon '85s	14-5	3-2	2-1
White '85s	9-3	1-1	2-0
Cream Script State	--	--	1-2
Grey Vests	2-1	--	--
White Pinstripes	4-1	2-0	2-0
Grey Script State	--	1-0	--
Grey Pinstripes	4-4	--	--

Free Shirts!

- In a normal year, the fans at Dudy Noble Field enjoy the t-shirt toss in the third inning, but the Mississippi State baseball student-athletes are more focused on the t-shirt toss at the end of the game.
- Since his arrival at MSU, head coach Chris Lemonis has handed out a shirt to signify the top performance of each victory, and here is who they've went to:

Game	Student-Athlete, Position (# in 2021)
1 vs. Texas	Landon Sims, RHP (1)
3 vs. Texas Tech	Jackson Fristoe, RHP (1)
4 Jackson State	Kamren James, IF (1)
6 Tulane	Luke Hancock, C (1)
7 Tulane	Tanner Allen, OF (1)
8 vs. Southern Miss	Houston Harding, LHP (1)
9 Kent State	Brandon Smith, RHP (1)
11 Kent State	Jackson Fristoe, RHP (2)
12 Grambling	Brad Cumbest, OF (1)
13 Louisiana-Lafayette	Houston Harding, LHP (2)

In the Last Five Games...

- Mississippi State is 4-1 over its last five games, with all five games played at Dudy Noble Field. **MORE ON PAGE 15**
- Offensively, State is hitting .296 over the five-game span with 8.0 runs and 9.4 hits per game.
- On the mound, MSU owns a 2.00 ERA in 45.0 innings pitched. The staff has 69 strikeouts to 15 walks and has limited opposing hitters to a .164 batting average.
- State has made only three errors in its last five games, after having 14 in its first eight games of the season.
- Rowdey Jordan** is hitting .389 with eight runs scored and four RBIs over the last five games.
- Kamren James** owns seven RBIs, four runs scored and three of his five hits have gone for extra bases. His seven RBIs are tied for the most on the team during that span.
- Tanner Allen** owns five hits in 20 at bats and has not struck out in his last five games. He owns seven RBIs and has scored six runs.

Opening Against The Ranks

- Mississippi State opened 2021 against three top 10 opponents for the first time in program history and face the highest-ranked season-opening opponent since 2001.
- It was the ninth time since 1990 that MSU played a ranked opponent on opening weekend, with seven season opening games coming against ranked foes during that 31-year span.
- The last time Mississippi State opened the season against a top 10 team was the 2001 season at home against No. 9 Notre Dame.

2018 Hattiesburg, Miss.

at No. 21 Southern Miss	L, 0-11
at No. 21 Southern Miss	L, 4-7
at No. 21 Southern Miss	L, 2-5

2021 Arlington, Texas

No. 9 Texas	W, 8-3
No. 10 TCU	L, 2-3
No. 3 Texas Tech	W, 11-5

2017 Starkville, Miss.

No. 14 Texas Tech	L, 2-5
Western Illinois	W, 8-2
Western Illinois	W, 10-9 (11)
No. 14 Texas Tech	W, 8-5

2002 Starkville, Miss.

UAB	W, 4-2
No. 20 Ohio State	L, 2-9
No. 20 Ohio State	T, 6-6 (8)

2001 Starkville, Miss.

No. 9 Notre Dame	L, 5-7
No. 9 Notre Dame	L, 2-4 (11)

1996 New Orleans, La.

vs. New Orleans	L, 12-13
vs. Tulane	L, 3-10
vs. No. 1 LSU	L, 4-8

1993 New Orleans, La.

vs. No. 1 LSU	W, 7-4
vs. No. 21 Tulane	W, 5-1
vs. New Orleans	W, 9-3

1992 Minneapolis, Miss.

vs. No. 24 Texas A&M	L, 0-5
at Minnesota	W, 8-4
vs. No. 4 Florida State	L, 1-5

1991 New Orleans, La.

vs. No. 18 LSU	L, 6-7
vs. New Orleans	W, 5-1
vs. Tulane	W, 9-3

1990 Baton Rouge, La.

at No. 8 LSU	L, 4-6
vs. Georgia	W, 14-3



Streaking at the Plate

- Since 2009, there have been 10 reached base streaks of 26 games or longer. That list includes **Tanner Allen** who carried that streak from the 2019 season into 2020.
- Allen reached base his first five appearances of 2020, adding to his 21-game streak which ended the 2019 campaign.
- His streak came to an end during the Bulldogs' series at Long Beach State (2/28).

<i>Streak</i>	<i>Name (Year)</i>
43	Brett Pirtle (2013)
41	Jarrold Parks (2011)
40	Nick Vickerson (28, 2010; 12, 2011)
39	Brett Pirtle (2014)
31	Elijah MacNamee (2018)
30	Jordan Westburg (20, 2019; 10, 2020)
30	Seth Heck (2014)
27	Jake Mangum (13, 2016; 14, 2017)
26	Tanner Allen (21, 2019; 5, 2020)
26	Scott DeLoach (2009)

NOTE: Any streak listed with multiple years spanned multiple seasons.

Big League Talent

- Mississippi State is great at turning out major league talent, with 61 Diamond Dawgs reaching the highest level of the sport, but it is also great at keeping student-athletes from the draft.

- The 2021 roster featured four Bulldogs that had been drafted prior to the season,

<i>Name (Pos.)</i>	<i>Year</i>	<i>Round</i>	<i>Organization</i>
Tanner Allen (IF/OF)	2017	36th	Chicago Cubs
	2019	34th	Colorado Rockies
Eric Cerantola (LHP)	2018	30th	Tampa Bay Rays
Josh Hatcher (IF/OF)	2017	39th	Los Angeles Angels

- The 2020 MLB Draft saw three Diamond Dawgs drafted in the first two rounds, with **Justin Foscue** (No. 14; Texas Rangers) and **Jordan Westburg** (No. 30; Baltimore Orioles) each drafted in the first round. **JT Ginn** was taken in the second round by the New York Mets

- In 2019, Mississippi State saw a program-record 11 student-athletes drafted in the MLB First Year Player Draft, including junior **Tanner Allen** for the second time in his career.

State to The Show

Diamond Dawgs Playing in Major League Baseball

<i>Name (Yrs. at MSU)</i>	<i>Pos.</i>	<i>Organization</i>
Adam Frazier (2011-13)	IF	Pittsburgh Pirates
Kendall Graveman (2010-13)	RHP	Seattle Mariners
Jonathan Holder (2010-13)	RHP	New York Yankees
Dakota Hudson (2014-16)	RHP	St. Louis Cardinals
Nathaniel Lowe (2016)	IF	Texas Rangers
Mitch Moreland (2005-07)	IF	Oakland Athletics
Hunter Renfroe (2011-13)	RF	Boston Red Sox
Brent Rooker (2014-2017)	IF	Minnesota Twins
Chris Stratton (2010-12)	RHP	Pittsburgh Pirates
Brandon Woodruff (2012-14)	LHP	Milwaukee Brewers

Diamond Dawgs in Minor League Baseball

<i>Name (Yrs. at MSU)</i>	<i>Pos.</i>	<i>Organization (Level)</i>
Trysten Barlow (2017-19)	LHP	Colorado Rockies (–)
Ben Bracewell (2010-14)	RHP	Oakland Athletics (AAA)
Daniel Brown (2015-16)	LHP	Milwaukee Brewers (AA)
Gavin Collins (2014-16)	C	Cleveland Indians (A+)
Justin Foscue (2018-20)	IF ^	Texas Rangers (–)
J.P. France (2018)	RHP	Houston Astros (A+)
Cole Gordon (2016-19)	RHP	New York Mets (A–)
Ryan Gridley (2015-2017)	IF	Oakland Athletics (AA)
Zac Houston (2014-16)	RHP	Detroit Tigers (AAA)
Reid Humphreys (2014-16)	RHP	Colorado Rockies (AA)
Keegan James (2016, 18-19)	RHP	Colorado Rockies (A+)
Jack Kruger (2016)	C ^	Los Angeles Angels (AA)
Jared Liebelt (2018-19)	RHP	Arizona Diamondbacks (–)
Jacob Lindgren	LHP ^	Chicago White Sox (–)
Jake Mangum (2016-19)	OF	New York Mets (A+)
Zach Neff (2018)	LHP	Minnesota Twins (A+)
Konnor Pilkington (2016-18)	RHP	Chicago White Sox (A+)
Peyton Plumlee (2017, 19)	RHP	Houston Astros (–)
Jacob Robson (2013-16)	OF	Detroit Tigers (AAA)
Dustin Skelton (2017-19)	C	Miami Marlins (–)
Ethan Small (2016, 18-19)	LHP	Milwaukee Brewers (A+)
Hunter Stovall (2016-18)	IF	Colorado Rockies (A+)
Jordan Westburg (2018-20)	IF ^	Baltimore Orioles (–)
Colby White (2019)	RHP	Tampa Bay Rays (A+)

^ - Non-roster invitee to 2021 Spring Training.

Diamond Dawgs Coaching in Professional Baseball

<i>Name (Yrs. at MSU)</i>	<i>Organization</i>	<i>Team (Level)</i>
Chris Maloney (1982-83)	Atlanta Braves	Mississippi (AA)
Chris Young (2000-02)	Chicago Cubs	Chicago Cubs (MLB)

Diamond Dawgs Working in Professional Baseball

<i>Name (Yrs. at MSU)</i>	<i>Organization</i>	<i>Role</i>
Jeff Brantley (1982-85)	Cincinnati Reds	Broadcaster
Will Clark (1983-85)	San Francisco Giants	Special Assistant



Honors Tracker

Tanner Allen, OF

Preseason All-SEC (first team)

Will Bednar, RHP

Baseball America Breakout Candidate (No. 13)
Baseball America Top 100 MLB Draft Prospect (No. 59)
MLB Pipeline Top 100 MLB Draft Prospect (No. 41)
D1Baseball Top 100 Collegiate MLB Draft Prospects (No. 20)

Eric Cerantola, RHP

Baseball America Top 100 MLB Draft Prospect (No. 34)
MLB Pipeline Top 100 MLB Draft Prospect (No. 50)
D1Baseball Top 100 Collegiate MLB Draft Prospects (No. 28)

Scotty Dubrule, IF

Baseball America Top 25 New Addition (No. 23)

Jackson Fristoe, RHP

SEC Freshman of the Week (March 8)

Josh Hatcher, IF

Preseason All-SEC (second team)

Kamren James, IF

D1Baseball Top 100 Collegiate MLB Draft Prospects (No. 49)

Rowdey Jordan, OF

Preseason All-SEC (second team)

Christian MacLeod, LHP

Golden Spikes Award Preseason Watch List
Collegiate Baseball Newspaper Preseason All-America (second team)
D1Baseball Preseason All-America (third team)
Perfect Game Preseason All-America (third team)
Baseball America Top 100 MLB Draft Prospect (No. 23)
MLB Pipeline Top 100 MLB Draft Prospect (No. 40)
D1Baseball Top 100 Collegiate MLB Draft Prospects (No. 26)

Spencer Price, RHP

NCBWA Stopper of the Year Preseason Watch List

Landon Sims, RHP

SEC Co-Pitcher of the Week (Feb. 23)
USA Baseball Golden Spikes Performer of the Week (Feb. 23)

Bump Day

20K Club

- On Wednesday, March 3 in Pearl, Mississippi, the Bulldog pitching staff accomplished something that hadn't been done in 19 years: strike out 20 batters in a game.
- The MSU staff fanned 20 Golden Eagles, with **Houston Harding** (9), **Preston Johnson** (6), **Cam Tullar** (2) and **Stone Simmons** (5) combining to reach the mark.
- Prior to that, State last racked up 20 strikeouts exactly 19 years prior on March 3, 2002 against Jacksonville State. That day, *Joey Collums* (15) and *Jonathan Papelbon* (5) helped MSU reach the 20 K mark.
- The 20 strikeouts rank tied for No. 3 in the NCAA this season and one of just four 20-plus K games in the country in 2021.

Ks for Days

- The Mississippi State pitching staff struck out 43 batters in its second weekend series of 2021 against Tulane to mark the second time in as many weekends it reached the 40 K mark.
- State also fanned 41 batters on the opening weekend at the State Farm College Baseball Classic.
- The 43 strikeouts of Green Wave batters are tied for the most in a three-game series for MSU since at least 2005, which equaled the 43 punchouts against Youngstown State to open the 2019 campaign.

Sims Shuts Down Horns

- Bases loaded, no outs is never an ideal situation for a reliever to enter the game, however that is the situation **Landon Sims** found himself in against Texas in the season opener at Globe Life Field.
- The second-year freshman proceeded to strike out the side and retire all 12 batters he faced in four perfect innings of work. Of his 12 outs, 10 were strikeouts.
- For his efforts he was named the USA Baseball Golden Spikes Award Performer of the Week and SEC Co-Pitcher of the Week.

No-No Against the Flashes

- For the ninth time in program history, MSU spun a no-hitter on the mound, as the quartet of **Jackson Fristoe** (6 IP), **Landon Sims** (1 IP), **Mikey Tepper** (1 2/3 IP) and **Cam Tullar** (1/3 IP) combined for the first no-hitter at Mississippi State since 1999.
- A seventh inning error and walk, along with a ninth inning free pass were the only blemishes on the scorecard.
- The 1999 no-hitter came on March 16 against Alcorn State in a 21-1 victory, as *Scott Polk*, *Justin Estel* and *Brian Compton* combined on the feat.
- Against the Braves, Polk allowed an unearned run over six innings pitched with two walks and nine strikeouts. Estel fired one inning and walked one, while Compton walked one and struck out three in two innings of work.

Shutout Streak

- On Wednesday, March 10 the Mississippi State pitching staff closed out a 4-0 shutout of Louisiana-Lafayette to mark its third straight shutout.
- State's three shutouts started with the no-hitter against Kent State (March 7), moved to a 10-0 victory over Grambling (March 9) and continues after Wednesday's blanking of ULL.
- The last time an MSU pitching staff strung three consecutive shutouts together was 1976. To put that in perspective, Ron Polk was in his first season as head coach and State had just six NCAA Tournament appearances.
- It is the 10th time in program history that an MSU pitching staff put together three-or-more straight shutouts:

Year	# of Games	Other
2021	3	27 IP, 43 K, 9 H, 5 BB <i>Includes no-hitter vs. Kent State (3/7)</i>
1976	3	21 IP, 14 K, 9 H, 3 BB <i>29 straight innings overall</i>
1973	3	23 IP
1972	3	27 IP
1971	3	21 IP, 22 K, 7 H, 1 BB <i>30 straight innings overall</i> <i>Includes no-hitter vs. Illinois Wesleyan (3/26-2)</i>
1970	3	21 IP
1933	3	--
1918	3	--
1909	5	--
1907	3	--



Reliable Riley

- Senior **Riley Self** continues to climb the all-time relief appearances chart, sitting No. 5 on State's all-time list.

Player (Seasons)	RA
1. Johnson, Van (1995-98)	115
2. Harden, Jon (1989-92)	110
3. Reed, Caleb (2009-12)	92
4. Mitchell, Ross (2012-15)	86
5. Self, Riley (2017-present)	83
6. Holder, Jonathan (2012-14)	81
7. Girodo, Chad (2010-13)	78
8. Tanksley, Scott (1993-95)	75
9. Young, Pete (1987-89)	72
10. Polk, Scott (1995-99)	71
Ramsey, Saunders (2002-05)	71

- The right-hander 83 appearances came via 31 as a freshman, 18 as a sophomore, 23 during his junior season and seven in 2020. He has appeared in four games this season.
- Self owns a 13-2 overall record and nine saves in 110 2/3 innings of work over his 83 appearances.
- While he ranks among the top 10 in career relief appearances, he is also tied for No. 6 all-time in total appearances at MSU.

Player (Seasons)	RA
1. Johnson, Van (1995-98)	115
2. Harden, Jon (1989-92)	110
3. Mitchell, Ross (2012-15)	100
4. Reed, Caleb (2009-12)	96
5. Polk, Scott (1995-99)	90
6. Self, Riley (2017-present)	83
Girodo, Chad (2010-13)	83
8. Tanksley, Scott (1993-95)	82
Intorcio, Trent (1983-86)	82
10. Martin, Mike (1986-88)	81
Holder, Jonathan (2012-14)	81

Price Nails It Down

- After piling up 14 saves during the 2017 season, senior **Spencer Price** missed 2018 due to injury and didn't collect a save in 2019, before claiming back-to-back saves versus Texas Tech to close out the 2020 campaign.
- There were 1,055 days between saves for Price, who posted his final save of 2017 versus Alabama on April 20 and his next save came on March 10, 2020 against No. 2 Texas Tech.
- He picked up his second save of the season the next night, with another three-out save over the Red Raiders.
- The right-hander didn't allow a run of his own in eight appearances in 2020 and surrendered just one of two inherited runners on the season.
- Price ranks tied for No. 13 on the NCAA's active career charts with his 16 saves.
- Price needs just four saves to become the fifth Diamond Dawg to reach the 20-save mark.

Player (Seasons)	Saves
1. Jonathan Holder (2012-13)	37
2. Van Johnson (1995-98)	29
3. Scott Tanksley (1993-95)	24
4. Caleb Reed (2009-12)	21
5. Pete Young (1987-89)	19
6. Jay Powell (1991-93)	17
7. Bryan Hardwick (1979-80, 82)	16
Cole Gordon (2016-19)	16
Spencer Price (2017, 19-20)	16
10. Adam Larson (1999-2001)	15

Pitching Potables

Record By Starter

Pitcher	Starts	Team Record
Bednar, Will	1	1-0
Cerantola, Eric	2	1-1
Fristoe, Jackson	3	3-0
MacLeod, Christian	3	2-1
Harding, Houston	3	2-1
Smith, Brandon	1	1-0

Starting Pitcher Run Support

Pitcher	Starts	Runs *	Runs Per Start
Bednar, Will	1	10	10.0
Cerantola, Eric	2	14	7.0
Fristoe, Jackson	3	29	9.7
MacLeod, Christian	3	19	6.3
Harding, Houston	3	10	3.3
Smith, Brandon	1	7	7.0

* - Runs are based on total runs scored by the team in each pitchers starts, not just runs scored while the starting pitcher is in the game.

National Rankings

Hitting	NCAA	SEC	Total
Base on Balls	13	6	71
Batting Average	73	10	.278
Doubles	53	9	20
Doubles Per Game	138	10	1.54
Hit by Pitch	114	11	11
Hits	28	10	120
Home Runs	53	12	11
Home Runs Per Game	95	13	0.85
On Base Percentage	60	9	.391
Runs	31	10	89
Sacrifice Bunts	104	4	3
Sacrifice Flies	111	13	3
Scoring	67	10	6.8
Slugging Percentage	84	11	.414
Stolen Bases	23	1	18
Stolen Bases Per Game	70	4	1.38
Triples	52	8	3
Triples Per Game	120	10	0.23
Pitching	NCAA	SEC	Total
Earned Run Average	19	4	2.62
Hit Batters	132	7	10
Hits Allowed Per Nine Innings	17	3	6.15
Shutouts	4	2	3
Strikeout-to-Walk Ratio	15	5	3.67
Strikeouts Per Nine Innings	1	1	13.8
WHIP	15	4	1.1
Walks Allowed Per Nine Innings	75	10	3.77
Fielding	NCAA	SEC	Total
Fielding Percentage	172	14	.963
Double Plays	49	6	8
Double Plays Per Game	130	6	0.62

Hitting	Name	NCAA	SEC	Total
Base on Balls	Luke Hancock	13	4	13
	Scott Dubrule	62	14	10
Batting Average	--	--	--	--
Doubles	--	--	--	--
Hit by Pitch	--	--	--	--
Hits	Tanner Allen	83	16	16
On-Base Percentage	--	--	--	--
Runs	Tanner Allen	15	6	16
	Scott Dubrule	42	15	14
	Rowdey Jordan	71	21	13
Runs Batted In	Kamren James	52	14	14
	Tanner Allen	75	20	13
	Luke Hancock	75	20	13
	Rowdey Jordan	144	32	11
Sacrifice Bunts	Scott Dubrule	39	2	2
Sacrifice Flies	Rowdey Jordan	17	2	2
	Drew McGowan	129	19	1
Slugging Percentage	--	--	--	--
Stolen Bases	Kamren James	41	5	5
	Tanner Allen	76	7	4
	Josh Hatcher	143	12	3
Total Bases	Kamren James	74	16	29
	Rowdey Jordan	144	28	25
Toughest to Strike Out	--	--	--	--
Triples	Rowdey Jordan	10	2	2
	Brad Cumbest	65	6	1

Pitching	Name	NCAA	SEC	Total
Complete Games	--	--	--	--
Earned Run Average	Houston Harding	122	6	1.17
	Jackson Fristoe	141	11	1.38
Games Started	Jackson Fristoe	4	1	3
	Houston Harding	4	1	3
	Christian MacLeod	4	1	3
Hit Batters	Eric Cerantola	78	3	3
Hits Allowed Per Nine Innings	Jackson Fristoe	41	2	3.46
	Houston Harding	107	5	4.70
Pitching Appearances	KC Hunt	116	14	5
Saves	Stone Simmons	86	7	1
Strikeout-to-Walk Ratio	--	--	--	--
Strikeouts	Landon Sims	13	3	27
	Houston Harding	48	9	23
	Jackson Fristoe	126	21	19
Strikeouts Per Nine Innings	Houston Harding	80	9	13.50
	Jackson Fristoe	105	11	13.15
	Brandon Smith	22	6	2
	Houston Harding	22	6	2
WHIP	Jackson Fristoe	46	4	0.69
	Houston Harding	104	11	0.85
Walks Allowed Per Nine Innings	--	--	--	--



Going Yard

Below is a listing of all of the home runs for the 2021 season, including expanded data for those home runs hits at home.

Gm	Name	Inn.	On Base	Exit Velocity	Launch Angle	Distance
1	Hancock, Luke	4	--	--	--	--
1	Jordan, Rowdey	8	--	--	--	--
2	Jordan, Rowdey*	6	--	--	--	--
3	Hancock, Luke	6	1	--	--	--
4	James, Kamren	1	1	97	14	390 feet
6	Allen, Tanner	1	1	96	39	350 feet
6	James, Kamren*	6	--	99	27	392 feet
6	Hancock, Luke!	9	3	101	27	404 feet
7	James, Kamren	6	2	104	23	410 feet
11	James, Kamren	5	1	105	20	455 feet
12	Allen, Tanner	5	1	103	21	395 feet

11 total home run in 2021

* - Home run led off an inning | ^ - Leadoff home run (bottom/top 1st)

! - Walk-off home run

The Last Time...

- SEC Tournament | % - NCAA Regional | ^ - NCAA Super Regional | S - College World Series

A MISSISSIPPI STATE TEAM...

Won 15+ Consecutive Games	17 - February 15-March 8, 2013
Won 10+ Consecutive Games	14 - February 23-March 16, 2019
Won 10+ Consecutive SEC Games	12 - April 30-May 25, 2016
Won 5+ Consecutive SEC Games	6 - May 4-17, 2019
Lost 5+ Consecutive Games	6 - May 7-16, 2015
Lost 5+ Consecutive SEC Games	6 - May 7-16, 2015
Swept a Three-Game Series	Quinnipiac; March 6-8, 2020
at Home	Quinnipiac; March 6-8, 2020
on The Road	at Ole Miss; May 10-12, 2019
Swept a Non-Conference Three-Game Series	Wright State; February 14-16, 2020
at Home	Quinnipiac; March 6-8, 2020
on The Road	at Hawaii-Hilo; 1985
Swept a Three-Game SEC Series	at Ole Miss; May 10-12, 2019
at Home	Georgia; April 26-28, 2019
on The Road	at Ole Miss; May 10-12, 2019
Was Swept in a Three-Game Series	at Arkansas; April 18-20, 2019
at Home	Vanderbilt; March 16-18, 2018
on The Road	at Arkansas; April 18-20, 2019
Was Swept in a Three-Game Non-Conference Series	at Southern Miss; February 16-18, 2018
at Home	Southeastern Louisiana; February 26-28, 2010
on The Road	at Southern Miss; February 16-18, 2018
Was Swept in a Three-Game SEC Series	at Arkansas; April 18-20, 2019
at Home	Vanderbilt; March 16-18, 2018
on The Road	at Arkansas; April 18-20, 2019
Played An Extra-Inning Game	W, 6-3 (11 innings) - at Tennessee; April 5, 2019
Won An Extra-Inning Game	W, 6-3 (11 innings) - at Tennessee; April 5, 2019
Lost An Extra-Inning Game	L, 0-1 (10 innings) - Southern Miss; February 22, 2019
Played Consecutive Extra-Inning Games	May 4-5, 2018; at Alabama, W, 14-12 (10 innings) and L, 3-4 (10 innings)
Won Consecutive Extra-Inning Games	May 10-11, 2014; Tennessee, W, 1-0 (10 innings) and W, 4-3 (12 innings)
Won on a Walk-Off	W, 5-4 - Tulane; February 28, 2021
Won Consecutive Games Via A Walk-Off	Tanner Allen two-RBI single in the ninth inning February 27-28, 2021; Tulane, W, 9-5 and W, 5-4 Luke Hancock grand slam in the ninth inning Tanner Allen two-RBI single in the ninth inning

A MISSISSIPPI STATE OFFENSE...

Scored 30+ Runs	32 - Jackson State; April 29, 1988
Scored 25+ Runs	27 - Alcorn State; April 20, 2010
Scored 20+ Runs	24 - South Carolina; May 16, 2019
Scored 15+ Runs	24 - South Carolina; May 16, 2019
Scored 10+ Runs In An Inning	10 - ULM (4th); April 3, 2019
Scored 9+ Runs In An Inning	9 - at Ole Miss (4th); May 12, 2019
Scored 8+ Runs In An Inning	9 - at Ole Miss (4th); May 12, 2019
Had 30+ Hits	30 - Kentucky; April 30, 1989
Had 25+ Hits	26 - Little Rock; February 28, 1999
Had 20+ Hits	21 - South Carolina; May 16, 2019
Had 20+ Hits in Back-to-Back Games	Auburn (20, 21); March 23-24, 2019
Had 6+ Home Runs	6 - at UAB; March 18, 2008
Had 5+ Home Runs	5 - Alabama; May 2, 2009
Hit Back-To-Back Home Runs	1st Inning, Dustin Skelton (Grand Slam)/Tanner Allen (Solo) - ULM; April 3, 2019
Hit Back-To-Back-To-Back Home Runs	8th Inning, Russ Sneed (2R HR)/Connor Powers (Solo)/Ryan Duffy (Solo) - Alabama; May 3, 2009
Had 3+ Triples	3 - Southern Cal; March 14, 2004
Had 8+ Doubles	8 - Auburn; March 24, 2019
Had 7+ Doubles	7 - Georgia; April 26, 2019
Had 6+ Doubles	7 - Georgia; April 26, 2019
Had 10+ Walks	11 - Oregon State; February 22, 2020
Had 9+ Stolen Bases	10 - Arkansas-Pine Bluff; March 18, 2017
Had 8+ Stolen Bases	10 - Arkansas-Pine Bluff; March 18, 2017
Didn't Strikeout in a Game	Jackson State; February 26, 2019
Had Two or Fewer Strikeouts	2 - South Alabama; April 10, 2019
Was Shut Out	at Long Beach State (0-4); February 28, 2020
at Home	Southern Miss (0-1); February 22, 2019
on The Road	at Long Beach State (0-4); February 28, 2020
Back-To-Back Games	Auburn (0-5, 0-4); March 27-28, 2015
Three-Straight Games	vs. Southern Miss (0-3); March 24, 2018 and Auburn (0-5, 0-4); March 27-28, 2015



MISSISSIPPI STATE PITCHING STAFF...

Threw a No-Hitter	Jackson Fristoe (6 IP), Landon Sims (1 IP), Mikey Tepper (1 2/3 IP), Cam Tullar (1/3 IP); Kent State, March 7, 2021
Held Opponent To 1 Hit	at Texas A&M; May 3, 2019
Held Opponent To 2 Hits	Grambling; March 9, 2021
Struck Out 20+ Batters	20 - vs. Southern Miss; March 3, 2021
Struck Out 15+ Batters	17 - Louisiana-Lafayette; March 10, 2021
Did Not Issue A Walk	at Texas A&M-2; May 4, 2019
Shut Out An Opponent	Louisiana-Lafayette (4-0); March 10, 2021
at Home	Louisiana-Lafayette (4-0); March 10, 2021
on The Road	at Long Beach State (9-0); February 29, 2020
Neutral Site Game	vs. Washington (1-0); June 16, 2018 \$
Postseason Game	vs. Washington (1-0); June 16, 2018 \$
Recorded Back-To-Back Shutouts	2021 (Kent State, March 7 [13-0], Grambling, March 9 [10-0] and Louisiana-Lafayette, March 10 [4-0])
Recorded Three Straight Shutouts	2021 (Kent State, March 7 [13-0], Grambling, March 9 [10-0] and Louisiana-Lafayette, March 10 [4-0])
Shut Out An SEC Opponent	at Ole Miss; May 10, 2019 (2-0)
At Home	Alabama; April 12, 2019 (6-0)
On The Road	at Ole Miss; May 10, 2019 (2-0)
Neutral Site	vs. Georgia; May 24, 2017 (3-0) #

A MISSISSIPPI STATE BATTER HAD...

Hit for the Cycle	Brad Freeman; South Alabama; February 17, 1998
Walk-Off Hit	Tanner Allen (2RBI single); Tulane, February 28, 2021
8+ At-Bats	8 - Jordan Westburg; Tanner Allen & Rowdey Jordan vs. LSU, May 22, 2019 #
6+ Hits	6 - Adam Frazier; at Virginia, June 8, 2013
5+ Hits	5 - Tanner Allen; South Carolina, May 16, 2019
4+ Hits	4 - Rowdey Jordan; at Long Beach State, February 29, 2020
2+ Hits In An Inning	Dustin Skelton (1B, 1B; 4th inning); at Ole Miss, May 12, 2019
5+ Runs	5 - Jon Knott; Little Rock, February 28, 1999
4+ Runs	4 - Jordan Westburg; Alcorn State, February 26, 2020
3+ Doubles	3 - Justin Foscue; Georgia, April 26, 2019
2+ Triples	2 - C.T. Bradford; at Arizona, March 9, 2014
3+ Home Runs	3 - Brent Rooker; vs. Kentucky, April 8, 2017
2+ Home Runs	2 - Josh Hatcher; vs. South Carolina, May 17, 2019
Inside-The-Park Home Run	Cody Brown; vs. Kentucky, April 7, 2017
Pinch Hit Home Run	Cole Gordon; vs. South Alabama, June 4, 2017
Leadoff Home Run (Top or bottom of 1st inning)	Jake Mangum (Top 1st); at Florida-1, March 16, 2019
Walk-Off Home Run	Luke Hancock (Grand Slam); Tulane, February 28, 2021
Hit a Grand Slam	Luke Hancock; Tulane, February 28, 2021
Multiple Grand Slams	Never
A Pinch Hit Grand Slam	Never
10+ RBIs	11 - Jason Nappi; at UAB, March 18, 2008
9+ RBIs	9 - Ryan Duffy; vs. Jackson State, April 6, 2010
8+ RBIs	8 - Brent Rooker; vs. Indiana State, February 24, 2017
7+ RBIs	7 - Jordan Westburg; vs. North Carolina, June 19, 2018 \$
10+ Total Bases	13 - Brent Rooker; vs. Kentucky, April 8, 2017
4+ Walks	4 - Logan Tanner; Kent State, March 5, 2021
3+ Walks	4 - Logan Tanner; Kent State, March 5, 2021
4+ Stolen Bases	4 - Derrick Armstrong; vs. Michigan State, March 1, 2014
3+ Stolen Bases	3 - Kamren James; Kent State, March 5, 2021
Stole Home	Kamren James; Jackson State, February 24, 2021
3+ Hit By Pitches	3 - Jordan Westburg; Youngstown State-2, February 16, 2019

A MISSISSIPPI STATE PITCHER HAD...

A Perfect Game	J.T. Peatross; Mississippi College (1-0), 1918
A No-Hitter	Jackson Fristoe (6 IP), Landon Sims (1 IP), Mikey Tepper (1 2/3 IP), Cam Tullar (1/3 IP); Kent State, March 7, 2021
A Complete Game No-Hitter	Gene Morgan (7 IP); at Hawaii-Hilo (2-0), April 6, 1985
A Complete Game (9 Inn.)	Jacob Billingsley; at Southern Miss (8-1), June 6, 2017 %
A Complete Game (7 Inn.)	JT Ginn; at Texas A&M-1 (0-1), May 4, 2019
Complete-Game 1-Hitter	Unknown
Complete-Game 2-Hitter	Ricky Bowen; vs. Ole Miss, March 16, 2008
Consecutive Complete Games	Dakota Hudson; 2016 (at Auburn (4-0), May 13 and Arkansas (7-0), May 19)
A Complete-Game Shutout	Dakota Hudson; vs. Arkansas (7-0), May 19, 2016
at Home	Dakota Hudson; vs. Arkansas (7-0), May 19, 2016
on The Road	Dakota Hudson; at Auburn (4-0), May 13, 2016
SEC Game	Dakota Hudson; vs. Arkansas (7-0), May 19, 2016
as a Freshman	Scott Tanksley; vs. Mississippi College (6-0), April 20, 1993
Postseason Game	B.J. Wallace; vs. Nicholls State (1-0), May 21, 1992 %
17+ Strikeouts	17 - Chris Stratton; at LSU, March 16, 2012
15+ Strikeouts	15 - Ethan Small; Alabama, April 14, 2019
10+ Strikeouts	10 - Landon Sims; Tulane, February 27, 2021
Recorded Two Saves In One Day	Trevor Fitts; vs. Marshall and Alabama A&M, February 22, 2015

A MISSISSIPPI STATE DEFENSE...

Turned 5+ Double Plays	5 - San Diego; March 8, 2015
Turned 4+ Double Plays	5 - San Diego; March 8, 2015
Turned 3+ Double Plays	3 - Miami (Fla.); June 1, 2019 %
Turned A Triple Play	Auburn-Montgomery, March 9, 1991
Had 4+ Errors	4 - Tulane; February 26, 2021
Had 5+ Errors	5 - at Vanderbilt; March 18, 2011
Threw Out 3 Base Runners	3 - Logan Tanner; Tulane; February 26, 2021

Hit It Hard

Top 10 Exit Velocities

Below is a listing of the top-10 hardest hit balls by MSU in 2021.

Exit Velocity	Name	Opponent	Result
111.22	Tanner, Logan	Tulane (2/27)	Single
109.47	James, Kamren	Tulane (2/27)	Ground Out
109.11	Allen, Tanner	Kent State (3/7)	Line Out
107.93	Jordan, Rowdey	Tulane (2/27)	Ground Out
106.72	Tanner, Logan	Tulane (2/26)	Ground Out
106.08	McGowan, Drew	Jackson State (2/24)	Single
105.95	James, Kamren	Kent State (3/6)	Double
105.82	Hatcher, Josh	Grambling (3/9)	Single
105.23	Allen, Tanner	Kent State (3/6)	Line Out
104.84	Jordan, Rowdey	Kent State (3/5)	Single

Individual Exit Velocities

Below is a listing of each MSU student-athlete's average and top exit velocity of the 2021 season.

Name	Top EV	Average EV
Allen, Tanner	109.11	87.47
Clark, Kellum	95.53	72.57
Cumbest, Brad	103.05	91.88
Dubrule, Scotty	99.40	82.30
Forsythe, Lane	103.70	82.50
Garner, Kace	92.41	86.33
Hancock, Luke	101.34	88.19
Hatcher, Josh	105.82	87.44
James, Kamren	109.47	83.87
Jordan, Landon	101.51	84.47
Jordan, Rowdey	107.93	88.23
Leggett, Tanner	100.86	90.26
McDonald, Kyte	98.98	87.75
McGowan, Drew	106.08	78.77
Meche, Davis	60.92	60.92
Pimentel, Brandon	100.06	92.03
Tanner, Logan	111.22	87.20

Barrel Count

Below is a listing of each MSU student-athlete's total barreled balls in 2021.

Name	2021 Barrels	2020 Barrels
Allen, Tanner	4	1
Cumbest, Brad	1	1
Dubrule, Scotty	1	--
Hancock, Luke	2	--
Hatcher, Josh	8	8
James, Kamren	4	6
Jordan, Landon	--	2
Jordan, Rowdey	3	3
Leggett, Tanner	2	--
McDonald, Kyte	1	--
McGowan, Drew	--	--
Pimentel, Brandon	--	4
Tanner, Logan	--	2

NOTE: A barreled ball is 98-plus exit velocity and a 10-35 degree launch angle. Barreled balls include all balls put in play.



Season Statistics

Record: 10-3 Home: 7-2 Away: 0-0 Neutral: 3-1 SEC: 0-0

Player	avg	gp-gs	ab	r	h	2b	3b	hr	rbi	tb	slg%	bb	hp	so	gdp	ob%	sf	sh	sb-att	po	a	e	fld%
5 Allen, Tanner	.320	13-13	50	16	16	1	0	2	13	23	.460	7	2	10	0	.424	0	0	4-4	18	3	0	1.000
20 Hancock, Luke	.282	13-13	39	7	11	1	0	3	13	21	.538	13	1	4	3	.472	0	0	0-0	30	2	0	1.000
6 James, Kamren	.269	13-13	52	9	14	3	0	4	14	29	.558	2	0	11	0	.296	0	0	5-5	12	21	6	.846
19 Tanner, Logan	.268	12-11	41	6	11	1	0	0	5	12	.293	8	0	8	3	.388	0	0	0-1	141	9	1	.993
3 Dubrule, Scotty	.261	13-13	46	14	12	3	0	0	6	15	.326	10	0	7	1	.393	0	2	1-2	17	24	2	.953
10 Hatcher, Josh	.255	13-13	47	6	12	3	0	0	5	15	.319	5	2	11	1	.352	0	0	3-3	82	6	1	.989
4 Jordan, Rowdey	.241	13-13	54	13	13	2	2	2	11	25	.463	5	1	9	0	.306	2	0	1-1	20	0	0	1.000

12 Meche, Davis	1.000	2-0	1	0	1	0	0	0	0	1	1.000	1	0	0	0	1.000	0	0	0-0	0	1	0	1.000
25 McDonald, Kyte	.667	3-0	3	2	2	2	0	0	2	4	1.333	1	0	0	0	.750	0	0	0-0	0	0	0	.000
43 Forsythe, Lane	.444	4-3	9	4	4	0	0	0	0	4	.444	2	1	2	0	.583	0	0	0-0	1	5	1	.857
50 Pimentel, Brandon	.400	3-1	5	0	2	0	0	0	2	2	.400	1	0	2	0	.500	0	0	0-0	3	1	0	1.000
33 Cumbest, Brad	.375	10-6	16	5	6	1	1	0	1	9	.563	0	1	7	0	.412	0	0	0-0	4	0	1	.800
9 Jordan, Landon	.281	12-9	32	2	9	2	0	0	5	11	.344	6	1	8	1	.410	0	1	2-2	3	13	0	1.000
44 Garner, Kace	.250	3-0	4	0	1	0	0	0	1	1	.250	1	0	1	0	.400	0	0	0-0	3	0	0	1.000
31 Leggett, Tanner	.222	6-2	9	1	2	1	0	0	0	3	.333	2	0	1	2	.364	0	0	0-0	2	1	0	1.000
8 McGowan, Drew	.200	13-6	20	4	4	0	0	0	3	4	.200	7	1	2	1	.414	1	0	2-3	10	0	0	1.000
11 Clark, Kellum	.000	2-1	4	0	0	0	0	0	0	0	.000	0	1	0	0	.200	0	0	0-0	0	0	0	.000
36 Skinner, Brayland	.000	4-0	0	0	0	0	0	0	0	0	.000	0	0	0	0	.000	0	0	0-0	0	0	0	.000
Totals	.278	13	432	89	120	20	3	11	81	179	.414	71	11	83	12	.391	3	3	18-21	351	96	17	.963
Opponents	.188	13	426	43	80	14	1	8	38	120	.282	49	10	180	4	.286	1	1	9-17	329	136	19	.961

LOB - Team (103), Opp (93). DPs turned - Team (8), Opp (14). CI - Team (0), Opp (1). IBB - Team (1), Hatcher 1, Opp (1).

(All games Sorted by Earned run avg)

Player	era	w-l	app	gs	cg	sho	sv	ip	h	r	er	bb	so	2b	3b	hr	b/avg	wp	hp	bks	sfa	sha
48 Harding, Houston	1.17	2-1	4	3	0	0/1	0	15.1	8	3	2	5	23	2	0	1	.148	3	0	1	0	0
27 Fristoe, Jackson	1.38	1-0	3	3	0	0/1	0	13.0	5	2	2	4	19	0	1	2	.119	0	2	0	0	0

35 Johnson, Preston	0.00	0-0	2	0	0	0/1	0	4.0	2	0	0	1	10	0	0	0	.143	0	0	0	0	0
18 Patrick, Chase	0.00	0-0	4	0	0	0/0	0	3.1	1	0	0	0	2	0	0	0	.100	1	0	0	0	0
24 Bednar, Will	0.00	0-0	2	1	0	0/1	0	3.0	1	0	0	0	7	1	0	0	.111	0	0	0	0	0
39 Tepper, Mikey	0.00	0-0	2	0	0	0/1	0	3.0	0	1	0	1	4	0	0	0	.000	1	0	0	0	0
51 Carmouche, Dylan	0.00	1-0	3	0	0	0/1	0	3.0	1	0	0	1	6	0	0	0	.100	0	1	0	0	0
13 Rokose, Davis	0.00	0-0	2	0	0	0/0	0	2.0	1	0	0	2	4	0	0	0	.143	0	0	0	0	0
47 Talley, Drew	0.00	0-0	2	0	0	0/1	0	2.0	2	1	0	0	4	0	0	0	.250	0	0	0	0	0
32 Stinnett, Parker	0.00	0-0	1	0	0	0/1	0	1.0	0	0	0	0	2	0	0	0	.000	0	0	0	0	0
38 Alford, Kole	0.00	0-0	1	0	0	0/0	0	0.1	1	0	0	1	1	0	0	0	.500	0	0	0	0	0
7 Smith, Brandon	0.79	2-0	4	1	0	0/0	0	11.1	4	1	1	2	13	0	0	0	.105	1	0	0	0	0
23 Sims, Landon	0.84	1-0	4	0	0	0/2	0	10.2	6	1	1	3	27	3	0	0	.154	0	0	0	0	0
29 Koestler, Carlisle	1.42	1-0	3	0	0	0/0	0	6.1	4	1	1	4	11	1	0	0	.174	2	2	0	0	0
2 Hunt, KC	1.80	0-0	5	0	0	0/1	0	5.0	2	1	1	1	3	0	0	0	.133	2	1	0	0	0
28 MacLeod, Christian	2.79	0-1	3	3	0	0/0	0	9.2	13	7	3	5	17	1	0	3	.317	2	1	0	0	1
26 Lovett, Xavier	5.40	0-0	4	0	0	0/1	0	3.1	2	3	2	1	1	1	0	0	.154	1	0	0	0	0
40 Forrester, Jaxen	6.00	0-0	3	0	0	0/1	0	3.0	2	2	2	2	1	1	0	0	.200	2	0	0	1	0
55 Price, Spencer	6.75	1-0	3	0	0	0/0	0	2.2	2	2	2	2	5	0	0	1	.182	1	0	0	0	0
17 Simmons, Stone	7.36	1-0	3	0	0	0/0	1	3.2	5	3	3	1	4	2	0	0	.333	0	0	0	0	0
14 Self, Riley	8.10	0-0	4	0	0	0/1	0	3.1	6	4	3	2	5	1	0	0	.375	0	0	0	0	0
37 Cerantola, Eric	11.81	0-1	2	2	0	0/0	0	5.1	9	7	7	7	7	0	0	1	.375	0	3	0	0	0
45 Tullar, Cam	13.50	0-0	3	0	0	0/1	0	2.2	3	4	4	4	4	1	0	0	.273	0	0	0	0	0
Totals	2.62	10-3	13	13	0	3/3	1	117.0	80	43	34	49	180	14	1	8	.188	16	10	1	1	1
Opponents	6.57	3-10	13	13	0	0/0	1	109.2	120	89	80	71	83	20	3	11	.278	12	11	3	3	3

PB - Team (1), Tanner 1, Opp (1). Pickoffs - Team (1), Patrick 1. SBA/ATT - Tanner (7-11), MacLeod (3-5), Hancock (2-3), Harding (2-2), Tepper (2-2), Self (0-1), Hunt (0-1), Fristoe (0-1), Sims (1-1), Cerantola (1-1), Talley (0-1), Bednar (0-1), Patrick (0-1).



Last Five Games Statistics

Record: 4-1 Home: 4-1 Away: 0-0 SEC: 0-0

Player	avg	gp-gs	ab	r	h	2b	3b	hr	rbi	tb	slg%	bb	hp	so	gdp	ob%	sf	sh	sb-att	po	a	e	fld%
4 Jordan, Rowdey	.389	5-5	18	8	7	1	1	0	4	10	.556	3	1	3	0	.478	1	0	0-0	6	0	0	1.000
10 Hatcher, Josh	.333	5-5	15	2	5	1	0	0	1	6	.400	1	2	4	0	.444	0	0	1-1	28	1	0	1.000
6 James, Kamren	.294	5-5	17	4	5	2	0	1	7	10	.588	2	0	3	0	.368	0	0	3-3	6	8	1	.933
5 Allen, Tanner	.250	5-5	20	6	5	0	0	1	7	8	.400	2	1	0	0	.348	0	0	3-3	10	1	0	1.000
3 Dubrule, Scotty	.250	5-5	16	6	4	2	0	0	5	6	.375	4	0	2	1	.400	0	1	0-0	5	9	0	1.000

12 Meche, Davis	1.000	1-0	1	0	1	0	0	0	0	1	1.000	1	0	0	0	1.000	0	0	0-0	0	1	0	1.000
25 McDonald, Kyte	.667	3-0	3	2	2	2	0	0	2	4	1.333	1	0	0	0	.750	0	0	0-0	0	0	0	.000
33 Cumbest, Brad	.500	4-2	6	4	3	0	0	0	0	3	.500	0	1	3	0	.571	0	0	0-0	0	0	0	.000
43 Forsythe, Lane	.444	3-3	9	4	4	0	0	0	0	4	.444	2	1	2	0	.583	0	0	0-0	1	5	1	.857
50 Pimentel, Brandon	.400	3-1	5	0	2	0	0	0	2	2	.400	1	0	2	0	.500	0	0	0-0	3	1	0	1.000
44 Garner, Kace	.333	2-0	3	0	1	0	0	0	1	1	.333	1	0	1	0	.500	0	0	0-0	3	0	0	1.000
9 Jordan, Landon	.250	4-2	8	0	2	0	0	0	3	2	.250	1	0	2	0	.333	0	1	1-1	2	5	0	1.000
19 Tanner, Logan	.231	5-4	13	2	3	0	0	0	1	3	.231	5	0	4	0	.444	0	0	0-1	54	3	0	1.000
20 Hancock, Luke	.167	5-5	12	0	2	0	0	0	3	2	.167	4	1	0	1	.412	0	0	0-0	10	1	0	1.000
31 Leggett, Tanner	.125	4-1	8	1	1	0	0	0	0	1	.125	0	0	1	2	.125	0	0	0-0	0	0	0	.000
8 McGowan, Drew	.000	5-2	5	1	0	0	0	0	1	0	.000	2	1	2	0	.333	1	0	0-1	5	0	0	1.000
36 Skinner, Brayland	.000	3-0	0	0	0	0	0	0	0	0	.000	0	0	0	0	.000	0	0	0-0	0	0	0	.000
Totals	.296	5	159	40	47	8	1	2	37	63	.396	30	8	29	4	.427	2	2	8-10	135	38	3	.983
Opponents	.164	5	159	12	26	5	0	2	10	37	.233	15	1	69	1	.240	0	1	2-5	123	54	5	.973

LOB - Team (38), Opp (29). DPs turned - Team (4), Opp (4).

(Last Five Games Sorted by Earned run avg)

Player	era	w-l	app	gs	cg	sho	sv	ip	h	r	er	bb	so	2b	3b	hr	b/avg	wp	hp	bk	sfa	sha
27 Fristoe, Jackson	0.00	1-0	1	1	0	0/1	0	6.0	0	0	0	0	8	0	0	0	.000	0	0	0	0	0
48 Harding, Houston	0.00	1-0	1	1	0	0/1	0	5.0	3	0	0	1	8	0	0	0	.176	1	0	1	0	0

7 Smith, Brandon	0.00	1-0	1	0	0	0/0	0	4.1	0	0	0	0	5	0	0	0	.000	0	0	0	0	0
23 Sims, Landon	0.00	0-0	2	0	0	0/2	0	3.0	3	0	0	1	7	2	0	0	.231	0	0	0	0	0
24 Bednar, Will	0.00	0-0	2	1	0	0/1	0	3.0	1	0	0	0	7	1	0	0	.111	0	0	0	0	0
51 Carmouche, Dylan	0.00	1-0	2	0	0	0/1	0	2.0	1	0	0	1	3	0	0	0	.143	0	0	0	0	0
35 Johnson, Preston	0.00	0-0	1	0	0	0/1	0	2.0	1	0	0	0	4	0	0	0	.143	0	0	0	0	0
29 Koestler, Carlisle	0.00	0-0	1	0	0	0/0	0	2.0	0	0	0	1	4	0	0	0	.000	0	0	0	0	0
2 Hunt, KC	0.00	0-0	2	0	0	0/1	0	2.0	0	0	0	0	2	0	0	0	.000	0	0	0	0	0
39 Tepper, Mikey	0.00	0-0	1	0	0	0/1	0	1.2	0	0	0	0	3	0	0	0	.000	0	0	0	0	0
18 Patrick, Chase	0.00	0-0	1	0	0	0/0	0	1.1	0	0	0	0	2	0	0	0	.000	1	0	0	0	0
47 Talley, Drew	0.00	0-0	1	0	0	0/1	0	1.0	0	0	0	0	1	0	0	0	.000	0	0	0	0	0
40 Forrester, Jaxen	0.00	0-0	1	0	0	0/1	0	1.0	0	0	0	1	0	0	0	0	.000	0	0	0	0	0
32 Stinnett, Parker	0.00	0-0	1	0	0	0/1	0	1.0	0	0	0	0	2	0	0	0	.000	0	0	0	0	0
26 Lovett, Xavier	0.00	0-0	1	0	0	0/1	0	1.0	0	0	0	0	1	0	0	0	.000	0	0	0	0	0
45 Tullar, Cam	0.00	0-0	1	0	0	0/1	0	0.1	0	0	0	1	0	0	0	0	.000	0	0	0	0	0
13 Rokose, Davis	0.00	0-0	1	0	0	0/0	0	0.0	1	0	0	0	2	0	0	0	1.000	0	0	0	0	0
14 Self, Riley	4.50	0-0	2	0	0	0/1	0	2.0	3	2	1	0	3	0	0	0	.300	0	0	0	0	0
28 MacLeod, Christian	10.80	0-0	1	1	0	0/0	0	1.2	4	3	2	3	4	0	0	1	.500	1	0	0	0	1
37 Cerantola, Eric	12.00	0-1	1	1	0	0/0	0	3.0	5	4	4	4	4	0	0	1	.357	0	1	0	0	0
17 Simmons, Stone	16.20	0-0	1	0	0	0/0	0	1.2	4	3	3	0	1	2	0	0	.500	0	0	0	0	0
Totals	2.00	4-1	5	5	0	3/3	0	45.0	26	12	10	15	69	5	0	2	.164	3	1	1	0	1
Opponents	8.34	1-4	5	5	0	0/0	0	41.0	47	40	38	30	29	8	1	2	.296	7	8	2	2	2

PB - Team (1), Tanner 1. SBA/ATT - Tanner (2-4), MacLeod (1-2), Bednar (0-1), Hancock (0-1), Cerantola (1-1), Patrick (0-1).



Last 10 Games Statistics

Record: 8-2 Home: 7-2 Away: 0-0 Neutral: 1-0 SEC: 0-0

Player	avg	gp-gs	ab	r	h	2b	3b	hr	rbi	tb	slg%	bb	hp	so	gdp	ob%	sf	sh	sb-att	po	a	e	fld%
5 Allen, Tanner	.359	10-10	39	13	14	1	0	2	13	21	.538	4	2	4	0	.444	0	0	4-4	15	3	0	1.000
6 James, Kamren	.342	10-10	38	8	13	3	0	4	13	28	.737	2	0	9	0	.375	0	0	5-5	10	16	5	.839
3 Dubrulle, Scotty	.257	10-10	35	11	9	3	0	0	5	12	.343	7	0	4	1	.381	0	2	1-1	12	19	2	.939
4 Jordan, Rowdey	.225	10-10	40	10	9	2	1	0	5	13	.325	5	1	6	0	.313	2	0	0-0	13	0	0	1.000
10 Hatcher, Josh	.206	10-10	34	4	7	2	0	0	2	9	.265	4	2	8	1	.325	0	0	3-3	63	5	1	.986

12 Meche, Davis	1.000	1-0	1	0	1	0	0	0	0	1	1.000	1	0	0	0	1.000	0	0	0-0	0	1	0	1.000
25 McDonald, Kyte	.667	3-0	3	2	2	2	0	0	2	4	1.333	1	0	0	0	.750	0	0	0-0	0	0	0	.000
43 Forsythe, Lane	.444	4-3	9	4	4	0	0	0	0	4	.444	2	1	2	0	.583	0	0	0-0	1	5	1	.857
33 Cumbest, Brad	.417	7-4	12	5	5	1	1	0	0	8	.667	0	1	4	0	.462	0	0	0-0	1	0	1	.500
50 Pimentel, Brandon	.400	3-1	5	0	2	0	0	0	2	2	.400	1	0	2	0	.500	0	0	0-0	3	1	0	1.000
19 Tanner, Logan	.286	9-8	28	4	8	0	0	0	5	8	.286	7	0	6	1	.429	0	0	0-1	102	6	0	1.000
9 Jordan, Landon	.273	9-6	22	1	6	1	0	0	4	7	.318	4	1	6	1	.407	0	1	2-2	3	10	0	1.000
44 Garner, Kace	.250	3-0	4	0	1	0	0	0	1	1	.250	1	0	1	0	.400	0	0	0-0	3	0	0	1.000
31 Leggett, Tanner	.222	6-2	9	1	2	1	0	0	0	3	.333	2	0	1	2	.364	0	0	0-0	2	1	0	1.000
8 McGowan, Drew	.154	10-5	13	2	2	0	0	0	2	2	.154	6	1	2	0	.429	1	0	2-3	8	0	0	1.000
20 Hancock, Luke	.148	10-10	27	3	4	1	0	1	8	8	.296	11	1	2	3	.410	0	0	0-0	30	2	0	1.000
11 Clark, Kellum	.000	1-1	3	0	0	0	0	0	0	0	.000	0	1	0	0	.250	0	0	0-0	0	0	0	.000
36 Skinner, Brayland	.000	4-0	0	0	0	0	0	0	0	0	.000	0	0	0	0	.000	0	0	0-0	0	0	0	.000
Totals	.276	10	322	68	89	17	2	7	62	131	.407	58	11	57	9	.401	3	3	17-19	270	77	15	.959
Opponents	.185	10	329	32	61	9	1	7	29	93	.283	31	6	139	2	.268	0	1	6-13	248	106	13	.965

LOB - Team (82), Opp (65). DPs turned - Team (6), Opp (11). CI - Team (0), Opp (1). IBB - Team (1), Hatcher 1, Opp (1).

(Last 10 Games Sorted by Earned run avg)

Player	era	w-l	app	gs	cg	sho	sv	ip	h	r	er	bb	so	2b	3b	hr	b/avg	wp	hp	bk	sfa	sha
48 Harding, Houston	1.50	2-0	3	2	0	0/1	0	12.0	7	2	2	2	19	1	0	1	.167	2	0	1	0	0
27 Fristoe, Jackson	1.80	1-0	2	2	0	0/1	0	10.0	5	2	2	1	15	0	1	2	.147	0	0	0	0	0

7 Smith, Brandon	0.00	2-0	3	1	0	0/0	0	8.2	3	0	0	0	11	0	0	0	.100	0	0	0	0	0
35 Johnson, Preston	0.00	0-0	2	0	0	0/1	0	4.0	2	0	0	1	10	0	0	0	.143	0	0	0	0	0
29 Koestler, Carlisle	0.00	0-0	2	0	0	0/0	0	3.2	2	0	0	2	5	1	0	0	.154	1	0	0	0	0
51 Carmouche, Dylan	0.00	1-0	3	0	0	0/1	0	3.0	1	0	0	1	6	0	0	0	.100	0	1	0	0	0
39 Tepper, Mikey	0.00	0-0	2	0	0	0/1	0	3.0	0	1	0	1	4	0	0	0	.000	1	0	0	0	0
24 Bednar, Will	0.00	0-0	2	1	0	0/1	0	3.0	1	0	0	0	7	1	0	0	.111	0	0	0	0	0
18 Patrick, Chase	0.00	0-0	3	0	0	0/0	0	2.2	1	0	0	0	2	0	0	0	.125	1	0	0	0	0
47 Talley, Drew	0.00	0-0	2	0	0	0/1	0	2.0	2	1	0	0	4	0	0	0	.250	0	0	0	0	0
13 Rokose, Davis	0.00	0-0	2	0	0	0/0	0	2.0	1	0	0	2	4	0	0	0	.143	0	0	0	0	0
45 Tullar, Cam	0.00	0-0	2	0	0	0/1	0	1.1	0	0	0	1	2	0	0	0	.000	0	0	0	0	0
32 Stinnett, Parker	0.00	0-0	1	0	0	0/1	0	1.0	0	0	0	0	2	0	0	0	.000	0	0	0	0	0
23 Sims, Landon	1.35	0-0	3	0	0	0/2	0	6.2	6	1	1	3	17	3	0	0	.222	0	0	0	0	0
2 Hunt, KC	2.25	0-0	4	0	0	0/1	0	4.0	1	1	1	1	3	0	0	0	.083	2	1	0	0	0
14 Self, Riley	3.00	0-0	3	0	0	0/1	0	3.0	3	2	1	1	4	0	0	0	.250	0	0	0	0	0
28 MacLeod, Christian	3.18	0-1	2	2	0	0/0	0	5.2	7	6	2	5	10	0	0	2	.304	2	1	0	0	1
40 Forrester, Jaxen	4.50	0-0	2	0	0	0/1	0	2.0	1	1	1	1	0	0	0	0	.143	1	0	0	0	0
17 Simmons, Stone	7.36	1-0	3	0	0	0/0	1	3.2	5	3	3	1	4	2	0	0	.333	0	0	0	0	0
26 Lovett, Xavier	7.71	0-0	3	0	0	0/1	0	2.1	2	3	2	1	1	1	0	0	.200	1	0	0	0	0
37 Cerantola, Eric	11.81	0-1	2	2	0	0/0	0	5.1	9	7	7	7	7	0	0	1	.375	0	3	0	0	0
55 Price, Spencer	18.00	1-0	1	0	0	0/0	0	1.0	2	2	2	0	2	0	0	1	.333	0	0	0	0	0
Totals	2.40	8-2	10	10	0	3/3	1	90.0	61	32	24	31	139	9	1	7	.185	11	6	1	0	1
Opponents	6.97	2-8	10	10	0	0/0	0	82.2	89	68	64	58	57	17	2	7	.276	10	11	2	3	3

PB - Team (1), Tanner 1. Pickoffs - Team (1), Patrick 1. SBA/ATT - Tanner (4-7), MacLeod (2-4), Hancock (2-3), Tepper (2-2), Sims (1-1), Self (0-1), Hunt (0-1), Talley (0-1), Cerantola (1-1), Bednar (0-1), Patrick (0-1).

Team Game-by-Game (Hitting)

Date	Opponent	ab	r	h	rbi	2b	3b	hr	tb	bb	ibb	sb	cs	hbp	sac	sf	gdp	k	po	a	e	lob	avg
Feb 20	vs Texas	40	8	12	7	1	0	2	19	5	0	1	0	0	0	0	0	10	27	2	0	10	.300
Feb 21	vs TCU	33	2	7	2	1	0	1	11	2	0	0	0	0	0	0	2	11	27	9	2	6	.260
Feb 22	vs Texas Tech	37	11	12	10	1	1	1	18	6	0	0	1	0	0	0	1	5	27	8	0	5	.282
Feb 24	JACKSON STATE	33	7	10	5	3	0	1	16	7	0	5	0	2	0	0	1	3	27	14	3	11	.287
Feb 26	TULANE	34	3	6	2	3	0	0	9	2	0	1	0	1	0	0	0	6	27	6	4	7	.266
Feb 27	TULANE	34	9	10	9	0	0	3	19	7	1	1	0	0	0	0	1	4	27	10	0	9	.270
Feb 28	TULANE	32	5	7	5	2	0	1	12	7	0	1	0	0	0	0	1	10	27	5	3	8	.263
Mar 03	vs Southern Miss	30	4	9	4	1	1	0	12	5	0	1	0	0	1	1	2	5	27	4	2	9	.267
Mar 05	KENT STATE	29	8	6	8	0	1	0	8	9	0	6	1	3	0	0	0	6	27	7	1	9	.262
Mar 06	KENT STATE	34	5	10	5	3	0	0	13	4	0	0	0	0	1	0	1	5	27	13	1	7	.265
Mar 07	KENT STATE	37	13	16	12	2	0	1	21	6	0	1	0	2	0	1	1	6	27	4	1	9	.282
Mar 09	GRAMBLING	32	10	11	10	2	0	1	16	8	0	0	0	2	1	1	2	4	27	7	0	10	.286
Mar 10	LOUISIANA	27	4	4	2	1	0	0	5	3	0	1	1	1	0	0	0	8	27	7	0	3	.278
Totals		432	89	120	81	20	3	11	179	71	1	18	3	11	3	3	12	83	351	96	17	103	.278

Team Game-by-Game (Pitching)

Date	Opponent	ip	h	r	er	bb	so	2b	3b	hr	wp	bk	hbp	dp	ibb	score	w-l	sv	era
Feb 20	vs Texas	9.0	9	3	3	1	18	2	0	1	0	0	0	0	0	8-3	1-0	0	3.00
Feb 21	vs TCU	9.0	4	3	2	7	8	2	0	0	3	0	0	1	0	2-3	1-1	0	2.50
Feb 22	vs Texas Tech	9.0	6	5	5	10	15	1	0	0	2	0	4	1	0	11-5	2-1	0	3.33
Feb 24	JACKSON STATE	9.0	2	3	2	1	7	0	0	0	4	0	1	0	0	7-3	3-1	0	3.00
Feb 26	TULANE	9.0	8	7	2	5	14	1	0	1	2	0	2	0	0	3-7	3-2	0	2.80
Feb 27	TULANE	9.0	10	5	5	5	15	1	0	1	0	0	2	0	0	9-5	4-2	0	3.17
Feb 28	TULANE	9.0	12	4	4	2	14	1	1	3	1	0	0	2	1	5-4	5-2	0	3.29
Mar 03	vs Southern Miss	9.0	3	1	1	3	20	1	0	0	1	0	0	0	0	4-1	6-2	1	3.00
Mar 05	KENT STATE	9.0	4	3	2	4	15	0	0	1	1	0	0	1	0	8-3	7-2	1	2.89
Mar 06	KENT STATE	9.0	13	9	8	6	11	2	0	1	1	0	1	2	0	5-9	7-3	1	3.40
Mar 07	KENT STATE	9.0	0	0	0	2	13	0	0	0	0	0	0	0	0	13-0	8-3	1	3.09
Mar 09	GRAMBLING	9.0	2	0	0	2	13	1	0	0	0	0	0	0	0	10-0	9-3	1	2.83
Mar 10	LOUISIANA	9.0	7	0	0	1	17	2	0	0	1	1	0	1	0	4-0	10-3	1	2.62
Totals		117.0	80	43	34	49	180	14	1	8	16	1	10	8	1	89-43	10-3	1	2.62



Non-Starter Statistics

Player	avg	gp-gs	ab	r	h	2b	3b	hr	rbi	tb	slg%	bb	hp	so	gdp	ob%	sf	sh	sb-att	po	a	e	fld%
12 Meche, Davis	1.000	2-0	1	0	1	0	0	0	0	1	1.000	1	0	0	0	1.000	0	0	0-0	0	1	0	1.000
25 McDonald, Kyte	.667	3-0	3	2	2	2	0	0	2	4	1.333	1	0	0	0	.750	0	0	0-0	0	0	0	.000
50 Pimentel, Brandon	.333	2-0	3	0	1	0	0	0	2	1	.333	1	0	2	0	.500	0	0	0-0	3	1	0	1.000
9 Jordan, Landon	.333	3-0	3	0	1	0	0	0	2	1	.333	2	0	0	0	.600	0	0	0-0	1	0	0	1.000
44 Garner, Kace	.250	3-0	4	0	1	0	0	0	1	1	.250	1	0	1	0	.400	0	0	0-0	3	0	0	1.000
31 Leggett, Tanner	.250	4-0	4	1	1	0	0	0	0	1	.250	1	0	0	0	.400	0	0	0-0	0	0	0	.000
8 McGowan, Drew	.000	7-0	6	4	0	0	0	0	0	0	.000	4	1	0	1	.455	0	0	1-2	3	0	0	1.000
33 Cumbest, Brad	.000	4-0	3	1	0	0	0	0	0	0	.000	0	1	2	0	.250	0	0	0-0	0	0	0	.000
19 Tanner, Logan	.000	1-0	1	0	0	0	0	0	0	0	.000	0	0	0	0	.000	0	0	0-0	0	0	0	.000
11 Clark, Kellum	.000	1-0	1	0	0	0	0	0	0	0	.000	0	0	0	0	.000	0	0	0-0	0	0	0	.000

43 Forsythe, Lane	.000	1-0	0	0	0	0	0	0	0	0	.000	0	0	0	0	.000	0	0	0-0	0	0	0	.000
36 Skinner, Brayland	.000	4-0	0	0	0	0	0	0	0	0	.000	0	0	0	0	.000	0	0	0-0	0	0	0	.000
Totals	.241	13	29	8	7	2	0	0	7	9	.310	11	2	5	1	.476	0	0	1-2	13	10	4	.852
Opponents	.077	13	26	1	2	1	0	0	2	3	.115	3	0	14	0	.172	0	0	0-0	9	9	1	.947

(All games Sorted by Earned run avg)

Player	era	w-l	app	gs	cg	sho	sv	ip	h	r	er	bb	so	2b	3b	hr	b/avg	wp	hp	bk	sfa	sha
35 Johnson, Preston	0.00	0-0	2	0	0	0/1	0	4.0	2	0	0	1	10	0	0	0	.143	0	0	0	0	0
18 Patrick, Chase	0.00	0-0	4	0	0	0/0	0	3.1	1	0	0	0	2	0	0	0	.100	1	0	0	0	0
51 Carmouche, Dylan	0.00	1-0	3	0	0	0/1	0	3.0	1	0	0	1	6	0	0	0	.100	0	1	0	0	0
39 Tepper, Mikey	0.00	0-0	2	0	0	0/1	0	3.0	0	1	0	1	4	0	0	0	.000	1	0	0	0	0
47 Talley, Drew	0.00	0-0	2	0	0	0/1	0	2.0	2	1	0	0	4	0	0	0	.250	0	0	0	0	0
13 Rokose, Davis	0.00	0-0	2	0	0	0/0	0	2.0	1	0	0	2	4	0	0	0	.143	0	0	0	0	0
32 Stinnett, Parker	0.00	0-0	1	0	0	0/1	0	1.0	0	0	0	0	2	0	0	0	.000	0	0	0	0	0
24 Bednar, Will	0.00	0-0	1	0	0	0/0	0	1.0	0	0	0	0	2	0	0	0	.000	0	0	0	0	0
38 Alford, Kole	0.00	0-0	1	0	0	0/0	0	0.1	1	0	0	1	1	0	0	0	.500	0	0	0	0	0
23 Sims, Landon	0.84	1-0	4	0	0	0/2	0	10.2	6	1	1	3	27	3	0	0	.154	0	0	0	0	0
7 Smith, Brandon	0.96	1-0	3	0	0	0/0	0	9.1	4	1	1	2	11	0	0	0	.125	1	0	0	0	0
29 Koestler, Carlisle	1.42	1-0	3	0	0	0/0	0	6.1	4	1	1	4	11	1	0	0	.174	2	2	0	0	0
2 Hunt, KC	1.80	0-0	5	0	0	0/1	0	5.0	2	1	1	1	3	0	0	0	.133	2	1	0	0	0
48 Harding, Houston	4.50	0-0	1	0	0	0/0	0	2.0	2	1	1	0	2	0	0	1	.286	0	0	0	0	0
26 Lovett, Xavier	5.40	0-0	4	0	0	0/1	0	3.1	2	3	2	1	1	1	0	0	.154	1	0	0	0	0
40 Forrester, Jaxen	6.00	0-0	3	0	0	0/1	0	3.0	2	2	2	2	1	1	0	0	.200	2	0	0	1	0
55 Price, Spencer	6.75	1-0	3	0	0	0/0	0	2.2	2	2	2	2	5	0	0	1	.182	1	0	0	0	0
17 Simmons, Stone	7.36	1-0	3	0	0	0/0	1	3.2	5	3	3	1	4	2	0	0	.333	0	0	0	0	0
14 Self, Riley	8.10	0-0	4	0	0	0/1	0	3.1	6	4	3	2	5	1	0	0	.375	0	0	0	0	0
45 Tullar, Cam	13.50	0-0	3	0	0	0/1	0	2.2	3	4	4	4	4	1	0	0	.273	0	0	0	0	0
Totals	2.64	6-0	13	0	0	3/3	1	71.2	46	25	21	28	109	10	0	2	.177	11	4	0	1	0
Opponents	9.67	0-4	13	0	0	0/0	1	49.1	62	57	53	38	43	10	1	6	.307	9	9	1	0	1



Pen Production

Below is a listing of decisions (win or loss), holds and saves/blown saves from the Mississippi State bullpen in 2021.

NOTE: A hold occurs when a relief pitcher enters the game in a save situation and maintains the team's lead, while recording at least one out. In order for a pitcher to be credited with a hold one of two conditions must be met: 1) He enters with a lead of three runs or less and maintains that lead while recording at least one out. 2) He enters the game with the tying run on-deck, at the plate or on the bases, and records an out.

Opponent (Date)	Result	Pitcher	Line
vs. Texas (2/20)	Win (1)	Sims, Landon	4.0 IP, 10 K
vs. Texas Tech (2/22)	Win (1)	Koestler, Carlisle	2.2 IP, 2 H, 1 R, 1 ER, 2 BB, 6 K
vs. Texas Tech (2/22)	Hold (1)	Hunt, KC	1.0 IP, 1 H
Jackson State (2/24)	Hold (1)	Rokose, Davis	2.0 IP, 4 K
Jackson State (2/24)	Hold (1)	Tepper, Mikey	1.1 IP, 1 R, 1 BB, 1 K
Jackson State (2/24)	Hold (1)	Patrick, Chase	0.2 IP
Jackson State (2/24)	Hold (1)	Lovett, Xavier	1.0 IP
Tulane (2/27)	Win (1)	Simmons, Stone	1.0 IP, 1 H
Tulane (2/28)	Blown Save(1)/Win (1)	Price, Spencer	1.0, 2 H, 2 R, 2 ER, 2 K
vs. Southern Miss	Hold (1)	Johnson, Preston	2.0 IP, 1 H, 1 BB, 6 K
vs. Southern Miss	Hold (1)	Tullar, Cam	1.0 IP, 2 K
vs. Southern Miss	Save (1)	Simmons, Stone	1.0 IP, 1 BB, 3 K
Kent State (3/5)	Win (1)	Smith, Brandon	4.1 IP, 5 K
Grambling	Win (1)	Carmouche, Dylan	1.0 IP, 1 BB, 2 K
Grambling	Hold (1)	Self, Riley	1.0 IP, 1 H, 1 K
Grambling	Hold (2)	Hunt, KC	1.0 IP, 1 K

Individual Relief Breakdown (Statistics include only relief appearances)

Name	Win	Hold/Save	Loss/Blown Save	Name	Win	Hold/Save	Loss/Blown Save	Name	Win	Hold/Save	Loss/Blown Save
Carmouche, Dylan	1	--/--	--/--	Patrick, Chase	--	1/--	--/--	Sims, Landon	1	--/--	--/--
Hunt, KC	--	2/--	--/--	Price, Spencer	1	--/--	--/1	Smith, Brandon	1	--/--	--/--
Johnson, Preston	--	1/--	--/--	Rokose, Davis	--	1/--	--/--	Tepper, Mikey	--	1/--	--/--
Koestler, Carlisle	1	--/--	--/--	Self, Riley	--	1/--	--/--	Tullar, Cam	--	1/--	--/--
Lovett, Xavier	--	1/--	--/--	Simmons, Stone	1	--/1	--/--				



Dudy Noble Field

Biography

The largest on-campus facility in college baseball, Dudy Noble Field hosted its 54th season of Mississippi State baseball at the current site in 2020. With over 1,600 games played at the venue, the Diamond Dawgs own a .730 winning percentage at the facility, which recently received a \$68-million upgrade.

The field is named in honor of longtime MSU baseball coach, athletics director and ABCA Hall of Famer Clarke Randolph "Dudy" Noble. On April 27, 1998 the facility was renamed Dudy Noble Field, Polk-DeMent Stadium, honoring another ABCA Hall of Famer, former Bulldog skipper Ron Polk, and the late Gordon DeMent, a successful businessman and longtime fan of the Diamond Dawgs from Indianola, Mississippi.

The Origin

From 1929 until 1964, Mississippi State hosted its baseball games at the original on-campus venue, Hardy Field, which was located several hundred yards to the south of the Bulldogs' home football venue, Davis Wade Stadium at Scott Field. The baseball field was closed following the 1964 season to make way for the construction of Dorman Hall and for the next two seasons the Diamond Dawgs played their home games at Redbird Park in Columbus, Mississippi, capturing SEC titles both seasons at their temporary home.

The tin-roofed grandstand and 2,000-seat bleachers from the original Dudy Noble Field were transported to the stadium's present site, which became playable for the 1967 campaign. Since that time, facility enhancements have followed at a steady pace to make the "Carnegie Hall of College Baseball" one of the finest all-around facilities on the road to Omaha. Among with numerous upgrades, the current site has seen two complete demolitions and reconstructions, the latest occurring during a three-year span (2017-19) and opening prior to the start of the 2019 campaign.

Leading the Attendance Boom

With a laundry list of legendary names on its all-time roster, it comes as no surprise that Mississippi State ranks among the nation's attendance leaders year in and year out. The Dudy Noble Field faithful have sold out the reserved seating allotment every season since 1987.

Along with routinely hosting some of the largest crowds in the SEC, ten of the last 12 three-day Super Bulldog Weekend series have drawn more than 25,000 fans.

MSU eclipsed the 200,000 mark in paid attendance at Dudy Noble Field for six-straight seasons between 2012-17, marking the first such occurrence in the program's history. In 2013, the Diamond Dawgs' five-millionth fan walked through the turnstiles at Dudy Noble Field. Since home attendance figures were charted starting in 1976, the "Carnegie Hall of College Baseball" has seen 6,720,459 fans rush through the gates.

In 20 of the last 21 seasons, Mississippi State has averaged 6,000 fans per game, including a record average of 8,899 during the 2019 campaign. Overall, State has eclipsed the 200,000-fan mark 12 times since 2002, with a school-record 373,784 viewing the 2019 home schedule.

Of the top 25 all-time college baseball on-campus attendances, Dudy Noble Field finds itself on the list 19 times, most notably owning the all-time on-campus attendance record of 15,586 on April 12, 2014. The Bulldogs own 15 of the top 16 marks in NCAA on-campus history and are the only NCAA baseball program to boast on-campus attendances of 14,000 or more. The five largest NCAA Super Regional crowds have all assembled in Starkville, Mississippi, as well.

From April 11-13, 2014, the Bulldog faithful flooded the gates at Dudy Noble Field to the tune of 39,181 fans for a three-game series versus Ole Miss. The nearly 40,000 fans on the weekend set an NCAA on-campus attendance record for a three-game series.

Dudy Noble Field has ushered in crowds of 10,000 or better 61 times, including 2007 NCAA Super Regional-record draws of 13,715 and 12,620 for nationally-televised, late-morning games against Clemson. In 2019, the first season of the "New Dude," the Diamond Dawgs garnered crowds of 10,000-plus a school-record 10 times.

Mississippi State has hosted 25 postseason events at the facility, including three NCAA District III Tournaments (1973-75), five SEC tournaments (1979, 81, 83, 88 & 95), 15 NCAA Regionals (1979, 84-85, 87-89, 90, 92, 97, 2000, 03, 13, 16 & 19) and three NCAA Super Regionals (2007, 16 & 19).

The Left Field Lounge

The aura of Mississippi State baseball at Dudy Noble Field is certainly not confined to the loyal legions in the impressive grandstand, pro-style luxury sky suites or luxurious Left Field Lofts.

In fact, some of the more highly-prized seats at Bulldog baseball games are found beyond the outfield fence in the Left Field Lounge™. Waiting lists greet those seeking to purchase one of the 96 outfield lounges in the iconic two-level outfield tailgate.

Once a colorful assortment of pickup trucks, motor homes, and trailers — most equipped with grills — lined the outfield fence, completing a circle of humanity at Dudy Noble Field. Now, the permanent lounge spaces are connected to the concourse, allowing everyone to stroll through and experience the iconic lounge culture.

What began in the late 1960s as a popular gathering spot for baseball-loving MSU supporters now forms college baseball's largest tailgate party.

The "New Dude"

The second demolition at the current site occurred following the 2017 season and the \$68 million facility opened its gates for the 2019 campaign. Architect Wier Boerner Allin, along with consultants Populous and famed stadium architect/State alum Janet Marie Smith designed the project, while construction manager ICM and general contractor JESCO Construction, Inc. oversaw the construction.

Covering 12 acres of land on the Mississippi State University campus, the 230,000 square foot facility carries on Dudy Noble Field's legacy as the "Carnegie Hall of College Baseball." Installation of the second largest scoreboard in college baseball, measuring 43 feet wide by 60 feet high, started the project in 2017. The board, which was the largest in college baseball upon installation, is larger than boards owned by three Major League Baseball teams. The addition of 96 permanent Left Field Lounge rigs encircling the outfield followed during the fall of 2018.

The concourse and lower-level grandstands were in place for the 2018 season, with the Diamond Suites, upper-deck reserved seating area and three unique club areas — Farm Bureau Triple Crown Club, Charlie and Dana Stephenson Omaha Club and The Rooftop Club — were completed prior to the 2019 campaign. The newest version of Dudy Noble Field also features increased restroom facilities and concession points of sale.

The player spaces also received an upgrade, expanding to cover 18,000 square feet underneath the facility. The fully-equipped Bruce and Julie Martin Locker Room includes an embedded equipment room, houses 40 wooden lockers and features an oversized, dimensional halo-lit '85 Script Mississippi State sign suspended overhead in the middle of the room.

The more spacious locker room includes an attached training room with whirlpool and fully-functional fueling station. The Mitch Moreland Hitting Tunnel, which is equipped with HitTrax, and Turner & Gloria Wingo Team Lounge are easily accessed from the home dugout, with the eye-popping player entrance and Hassell H. Franklin Omaha Room greeting players as they enter the facility. The Pat McMahon Pitching Lab is also housed under the stadium, featuring arm care and conditioning equipment, one oversized turfed mound with three pitching rubbers and state of the art video equipment.

Top-25 Crowds

	Attendance	Opponent	Date
1.	15,586 *	Ole Miss	April 12, 2014
2.	15,078	Texas A&M	April 16, 2016
3.	14,991	Florida	April 22, 1989
4.	14,562	Auburn	April 20, 2013
5.	14,378	LSU	April 16, 1988
6.	13,761	Arkansas	April 25, 1992
7.	13,715 ^	Clemson	June 9, 2007
8.	13,691	Kentucky	April 8, 2017
9.	13,617	Georgia	April 8, 2006
10.	13,452 ^	Arizona	June 11, 2016
11.	13,224	Ole Miss	April 11, 2014
12.	13,132 ^	Stanford	June 8, 2019
13.	13,123	Ole Miss	April 15, 2000
14.	13,004	Florida	April 18, 2015
15.	12,913 ^	Arizona	June 10, 2016
16.	12,708	Auburn	April 24, 1993
17.	12,620 ^	Clemson	June 8, 2007
18.	12,360	Georgia	April 6, 2002
19.	12,343	Auburn	March 23, 2019
20.	12,034	Oregon State	February 22, 2020
21.	11,763	Auburn	April 12, 2003
22.	11,648	LSU	March 30, 2019
23.	11,597 ^	Stanford	June 9, 2019
24.	11,515	Ole Miss	April 2, 2016
25.	11,511	Central Michigan	June 1, 2019

* - NCAA on-campus attendance record

^ - NCAA Regional

- NCAA Super Regional

NOTE: Mississippi State owns 61 crowds of 10,000-plus in the history of the program. The top seven (7) crowds in Dudy Noble Field history are also the top seven (7) on-campus crowds in NCAA history.

Media Roster



2 | KC Hunt
RHP | L/R | So./Fr.
Wycoff, N.J.




3 | Scotty Dubrule
IF | L/R | Gr./Sr.
Venice, Fla.



4 | Rowdey Jordan
OF | S/R | Sr./Jr.
Auburn, Ala.




5 | Tanner Allen
OF | L/R | Sr./Jr.
Theodore, Ala.



6 | Kamren James
IF | R/R | So./Fr.
Southaven, Miss.




7 | Brandon Smith
RHP | R/R | Jr./So.
Richland, Miss.



8 | Drew McGowan
OF | L/R | So./Fr.
Hopkinsville, Ky.




9 | Landon Jordan
IF | L/R | Jr./So.
Poplarville, Miss.



10 | Josh Hatcher
IF/OF | L/L | Sr./Jr.
Albany, Ga.



11 | Kellum Clark
IF | L/R | Fr./Fr.
Brandon, Miss.



12 | Davis Meche
IF | L/R | Fr./Fr.
Lake Charles, La.



13 | Davis Rokose
LHP | L/L | So./Fr.
Johns Creek, Ga.



14 | Riley Self
RHP | R/R | Gr./Sr.
Coldwater, Miss.



15 | Cade Smith
RHP | L/R | Fr./Fr.
Southaven, Miss.




17 | Stone Simmons
RHP | R/R | So./Fr.
Houston, Texas



18 | Chase Patrick
RHP | R/R | Sr./Jr.
Ellaville, Ga.



19 | Logan Tanner
C | R/R | So./Fr.
Lucedale, Miss.




20 | Luke Hancock
C | L/R | Jr./So.
Houston, Miss.



23 | Landon Sims
RHP | R/R | So./Fr.
Cumming, Ga.



24 | Will Bednar
RHP | R/R | So./Fr.
Valencia, Pa.



25 | Kyte McDonald
OF | R/R | So./Fr.
San Antonio, Texas



26 | Xavier Lovett
RHP | R/R | So./Fr.
Houston, Texas



27 | Jackson Fristoe
RHP | R/R | Fr./Fr.
Paducah, Ky.



28 | Christian MacLeod
LHP | L/L | Jr./Fr.
Huntsville, Ala.



29 | Carlisle Koestler
RHP | R/R | Gr./Sr.
Vicksburg, Miss.



31 | Tanner Leggett
IF | R/R | Sr./Jr.
Raymond, Miss.




32 | Parker Stinnett
RHP | R/R | Jr./So.
Oxford, Miss.



33 | Brad Cumbest
OF | R/R | Jr./So.
Hurley, Miss.



34 | Shane Lewis
IF | S/R | Fr./Fr.
Vicksburg, Miss.



35 | Preston Johnson
RHP | R/R | Jr./So.
Crystal Springs, Miss.



36 | Brayland Skinner
OF | L/L | Sr./So.
Lake Cormorant, Miss.



37 | Eric Cerantola
RHP | R/R | Jr./So.
Oakville, Ontario



38 | Kole Alford
LHP | R/L | So./Fr.
McComb, Miss.



39 | Mikey Tepper
RHP | L/R | Fr./Fr.
Fort Mill, S.C.



40 | Jaxen Forrester
RHP | R/R | Sr./Jr.
Spanish Fort, Ala.



43 | Lane Forsythe
IF | R/R | Fr./Fr.
Humboldt, Tenn.



44 | Kace Garner
C | R/R | Jr./So.
Brandon, Miss.



45 | Cam Tullar
LHP | R/L | Jr./So.
Brighton, Mich./



46 | Austin Reed
OF | R/R | Fr./Fr.
Buckner, Ky.



47 | Drew Talley
RHP | R/R | Sr./Jr.
Huntsville, Ala.



48 | Houston Harding
LHP | L/L | Sr./Jr.
Walls, Miss.




49 | Corbin Grantham
OF | R/R | Fr./Fr.
Gainesville, Fla.



50 | Brandon Pimentel
IF/OF | L/L | Jr./So.
El Paso, Texas



51 | Dylan Carmouche
LHP | S/L | Fr./Fr.
Denham Springs, La.



55 | Spencer Price
RHP | R/R | Gr./Sr.
Olive Branch, Miss.