

2021 MISSISSIPPI STATE BASEBALL

131 Seasons | 38 NCAA Tournament Appearances | 11 College World Series Appearances | 17 MLB First Round Draft Picks



MARCH 16, 2021

2021 Schedule & Results

February (5-2)

State Farm College Baseball Showdown (Arlington, Texas; Globe Life Field)

20	vs. No. 9 Texas (1)	FloBaseball.tv	W, 8-3
21	vs. No. 10 TCU (1)	FloBaseball.tv	L, 2-3
22	vs. No. 3 Texas Tech (1)	FloBaseball.tv	W, 11-5
23	JACKSON STATE	SECN+	postponed
24	JACKSON STATE	SECN+	W, 7-3
26	TULANE	SECN+	L, 3-7
27	TULANE	SECN+	W, 9-5
28	TULANE	SECN+	W, 5-4

March (8-1)

Trustmark Park (Pearl, Miss.)

2	vs. Southern Miss (2)	--	W, 4-1
5	KENT STATE	SECN+	W, 8-3
6	KENT STATE	SECN+	L, 5-9
7	KENT STATE	SECN+	W, 13-0
9	GRAMBLING	SECN+	W, 10-0
10	LOUISIANA-LAFAYETTE	SECN+	W, 4-0
12	EASTERN MICHIGAN	SECN+	W, 14-0
13	EASTERN MICHIGAN	SECN+	W, 4-1
14	EASTERN MICHIGAN	SECN+	W, 4-1
16	SAMFORD	SECN+	6 p.m.
19	at No. 10 LSU *	SEC Network	6 p.m.
20	at No. 10 LSU *	SECN+	6:30 p.m.
21	at No. 10 LSU *	SECN+	2 p.m.
23	NORTH ALABAMA	SECN+	6:30 p.m.
26	ARKANSAS *	SECN+	6:30 p.m.
27	ARKANSAS *	SECN+	2 p.m.
28	ARKANSAS *	SEC Network	2 p.m.
30	MISSISSIPPI VALLEY STATE	SECN+	6:30 p.m.

April

1	KENTUCKY *	ESPN	6:30 p.m.
2	KENTUCKY *	SEC Network	6 p.m.
3	KENTUCKY *	SECN+	2 p.m.
6	SOUTHERN	SECN+	6:30 p.m.
9	at Auburn *	SECN+	6:30 p.m.
10	at Auburn *	SECN+	2 p.m.
11	at Auburn *	SEC Network	2 p.m.
13	ARKANSAS STATE	SECN+	6:30 p.m.
16	OLE MISS *	SEC Network	6 p.m.
17	OLE MISS *	SECN+	2 p.m.
18	OLE MISS *	SECN+	1 p.m.
20	UAB	SECN+	6:30 p.m.
23	at Vanderbilt *	SEC Network	7 p.m.
24	at Vanderbilt *	SEC Network	7 p.m.
25	at Vanderbilt *	SECN+	1 p.m.
30	TEXAS A&M *	SECN+	6:30 p.m.

May

1	TEXAS A&M *	SECN+	2 p.m.
2	TEXAS A&M *	SEC Network	2 p.m.
5	at The Citadel	--	6 p.m.
7	at South Carolina *	SECN+	6 p.m.
8	at South Carolina *	SECN+	3 p.m.
9	at South Carolina *	SEC Network	1 p.m.
11	UT MARTIN	SECN+	6:30 p.m.
13	MISSOURI *	ESPN	7:30 p.m.
14	MISSOURI *	SECN+	6:30 p.m.
15	MISSOURI *	SECN+	1 p.m.
18	JACKSONVILLE STATE	SECN+	6:30 p.m.
20	at Alabama *	SECN+	6 p.m.
21	at Alabama *	SECN+	6 p.m.
22	at Alabama *	SECN+	1 p.m.

All times central and subject to change

HOME GAMES IN BOLD CAPS | * - Southeastern Conference game

(1) - Globe Life Field; Arlington Texas | (2) - Trustmark Park; Pearl, Miss.

Mississippi State

Record (SEC): 13-3 (--)

H/A/N: 10-2 / -- / 3-1

Rankings: Baseball America - 2, CBN - 6
D1Baseball - 3, NCBWA - 3
Perfect Game - 3, USA Today - 3

Head Coach: Chris Lemonis

Record at MSU (Yrs.): 77-22 (3rd)

Career Record (Yrs): 218-113-2 (7th)

Batting Average: .277

Runs Per-Game: 6.9

Hits Per-Game: 9.1

Slugging Percentage: .416

ERA: 2.25

K's/BB Ratio: 4.13/1

Batting Average Against: .173

First Year of Baseball: 1885 (131st season)

Program Record: 2,717-1,583-29 (.630)

Samford

Record (SoCon): 7-9 (--)

H/A/N: 6-2 / 1-7 / --

Rankings: --

Head Coach: Casey Dunn

Record at SU (Yrs.): 505-407 (17th)

Career Record (Yrs): Same

Batting Average: .232

Runs Per-Game: 5.6

Hits Per-Game: 7.6

Slugging Percentage: .336

ERA: 7.78

K's/BB Ratio: 3.00/1

Batting Average Against: .288

The Rotation

Tuesday, March 16, 2021

MSU: Houston Harding, LHP, Jr. 2-1, 1.17 ERA

SU: Blake Bortak, LHP, Fr. 0-0, 5.23 ERA

Gameday Information

Samford at No. 2 Mississippi State

Dudy Noble Field (Starkville, Miss.)

Tuesday

First Pitch: 6 p.m. CT
TV: --
Internet Stream: SEC Network+
Radio: MSU Radio Network
(100.9 FM locally)
Audio Stream: HailState.com/plus

What's Inside

- Mississippi State sits at No. 2 in the national polls for the second straight week and is a top 10 team in all six of the major polls.
FULL POLLS ON PAGE 4
- The Bulldogs are 12-2 in the last 14 regular season games against ranked opponents dating back to the 2019 season. That includes a 6-0 mark against top 10 teams.
- State has won 11 straight games against in-state opponents dating back to the 2019 season, including two in 2021.
MORE ON PAGE 8
- Mississippi State rode four straight shutouts from the no-hitter against Kent State on March 7 through the series opener against Eastern Michigan, marking the second-longest streak in program history. It is one game shy of the school record held by the 1909 team, who shutout five straight opponents.
- The four straight shutouts helped Mississippi State set the modern school record for consecutive shutout innings at 39. The streak started with the first scoreless inning against Kent State last Sunday and continued through the third inning of the middle game in the series with Eastern Michigan. The previous record was 30 innings during the 1976 season.
- Junior **Tanner Allen** saw his 12-game hitting streak come to an end but extended his reached base streak to 15 games by reaching safely in all five games last week. Allen has done everything for MSU, as he has either scored a run or drove in an RBI in 14 of 16 games this season.
- For the 14th time since 2018, Mississippi State collected a walk-off win in its 4-1 victory over Eastern Michigan on Saturday. **Logan Tanner's** three-run home run with no outs in the ninth inning lifted MSU to the victory, its third walk-off of the season – second by walk-off home run.
- Over the last six games, the Mississippi State's pitching staff has thrown 54 innings and surrendered just two runs for a 0.33 ERA. During the six-game stretch, opponents are hitting .101 against the pitching staff and have struck out 82 batters to just nine walks. The on-base percentage was .158 as 19 pitchers allowed just 18 hits.
- Landon Sims** continues his dominant start to the 2021 season, as he made two appearances and threw three innings. He struck out eight batters over three innings to move his season total to 30 strikeouts in 11 2/3 innings of work. He has allowed one run (0.77 ERA) on just six hits. Of his 35 total outs available, Sims has fanned 30 of those batters to just three walks.
- Second-year freshman **Kamren James** continues to produce at the plate with a team-leading 17 RBIs, four home runs and six stolen bases. He ranks No. 2 on the team in hits (17) and has added 12 runs scored.
- For the seventh straight semester under head coach **Chris Lemonis**, the baseball program logged a GPA of 3.0 or better during the Fall 2020 term. The team compiled a 3.19 GPA, with 33 student-athletes earning a 3.0 GPA or better.



2021 Roster

Numerical

#	Name	Pos.	B/T	Ht.	Wt.	Cl./Exp.	Hometown/High School (Previous School)
2	KC Hunt	RHP	L/R	6-3	200	So./Fr.	Wycoff, N.J./Ramapo
3	Scotty Dubrule	IF	L/R	5-10	175	Gr./Sr.	Venice, Fla./Venice (Jacksonville)
4	Rowdey Jordan	OF	S/R	5-10	190	Sr./Jr.	Auburn, Ala./Auburn
5	Tanner Allen	OF	L/R	5-11	190	Sr./Jr.	Theodore, Ala./UMS- Wright Prep
6	Kamren James	IF	R/R	6-2	205	So./Fr.	Southaven, Miss./DeSoto Central
7	Brandon Smith	RHP	R/R	6-3	220	Jr./So.	Richland, Miss./Richland
8	Drew McGowan	OF	L/R	6-1	180	So./Fr.	Hopkinsville, Ky./University Heights Academy
10	Josh Hatcher	IF/OF	L/L	6-2	200	Sr./Jr.	Albany, Ga./Lee County
11	Kellum Clark	IF	L/R	6-4	205	Fr./Fr.	Brandon, Miss./Brandon
12	Davis Meche	IF	L/R	5-10	165	Fr./Fr.	Lake Charles, La./Barbe
13	Davis Rokose	LHP	L/L	6-0	205	So./Fr.	Johns Creek, Ga./Chattahoochee
14	Riley Self	RHP	R/R	6-4	230	Gr./Sr.	Coldwater, Miss./Magnolia Heights School
15	Cade Smith	RHP	L/R	6-1	190	Fr./Fr.	Southaven, Miss./DeSoto Central
17	Stone Simmons	RHP	R/R	6-4	235	So./Fr.	Houston, Texas/ The Kindaids School (Furman)
18	Chase Patrick	RHP	R/R	5-9	170	So./Fr.	Ellaville, Ga./Schley County (Chattahoochee C.C.)
19	Logan Tanner	C	R/R	6-0	230	So./Fr.	Lucedale, Miss./George County
20	Luke Hancock	C	L/R	5-11	195	Jr./So.	Houston, Miss./Houston
23	Landon Sims	RHP	R/R	6-2	235	So./Fr.	Cumming, Ga./South Forsyth
24	Will Bednar	RHP	R/R	6-2	235	So./Fr.	Valencia, Pa./Mars Area
25	Kyte McDonald	OF	R/R	5-10	180	So./Fr.	San Antonio, Texas/ Antonian
26	Xavier Lovett	RHP	R/R	5-11	185	So./Fr.	Houston, Texas/ Westfield
27	Jackson Fristoe	RHP	R/R	6-4	210	Fr./Fr.	Paducah, Ky./Paducah Tilghman
28	Christian MacLeod	LHP	L/L	6-4	220	Jr./Fr.	Huntsville, Ala./Huntsville
29	Carlisle Koestler	RHP	R/R	5-11	190	Gr./Sr.	Vicksburg, Miss./Warren Central (Southeastern Louisiana)
31	Tanner Leggett	IF	R/R	5-10	155	Sr./Jr.	Raymond, Miss./Central Hinds Academy (Northwest Mississippi C.C.)
32	Parker Stinnett	RHP	R/R	6-1	190	Jr./So.	Oxford, Miss./Oxford (Northwest Mississippi C.C.)
33	Brad Cumbest	OF	R/R	6-5	250	Jr./So.	Hurley, Miss./East Central
34	Shane Lewis	IF	S/R	6-0	200	Fr./Fr.	Vicksburg, Miss./Warren Central
35	Preston Johnson	RHP	R/R	6-4	250	Jr./So.	Crystal Springs, Miss./Copiah Academy (Hinds C.C.)
36	Brayland Skinner	OF	L/L	5-10	175	Sr./So.	Lake Cormorant, Miss./Lake Cormorant (Northwest Mississippi C.C.)
37	Eric Cerantola	RHP	R/R	6-5	225	Jr./So.	Oakville, Ontario/Ecole Secondaire Catholique Sainte-Trinite
38	Kole Alford	LHP	R/L	6-2	175	So./Fr.	McComb, Miss./North Pike Senior (Pearl River C.C.)
39	Mikey Tepper	RHP	L/R	6-0	210	Fr./Fr.	Fort Mill, S.C./Fort Mill
40	Jaxen Forrester	RHP	R/R	6-0	195	Sr./Jr.	Spanish Fort, Ala./Spanish Fort (East Mississippi C.C.)
43	Lane Forsythe	IF	R/R	5-10	170	Fr./Fr.	Humboldt, Tenn./Trinity Christian Academy
44	Kace Garner	C	R/R	6-1	195	Jr./So.	Brandon, Miss./ Northwest Rankin (Meridian C.C.)
45	Cam Tullar	LHP	R/L	6-1	215	Jr./So.	Brighton, Mich./Brighton (Wabash Valley (Ill.) College)
46	Austin Reed	OF	R/R	6-0	190	Fr./Fr.	Buckner, Ky./Oldham County
47	Drew Talley	RHP	R/R	6-3	220	Sr./Jr.	Huntsville, Ala./Huntsville (Wallace State C.C.-Hanceville)
48	Houston Harding	LHP	L/L	6-1	230	Sr./Jr.	Walls, Miss./Evangelical Christian School (Itawamba C.C.)
49	Corbin Grantham	OF	R/R	5-10	185	Fr./Fr.	Gainesville, Fla./Buchholz
50	Brandon Pimentel	IF/OF	L/L	6-3	220	Jr./So.	El Paso, Texas/Socorro (Howard C.C.)
51	Dylan Carmouche	LHP	S/L	6-5	225	Fr./Fr.	Denham Springs, La./LSU Laboratory
55	Spencer Price	RHP	R/R	6-2	235	Gr./Sr.	Olive Branch, Miss./DeSoto Central (Meridian C.C.)

22 Chris Lemonis - Head Coach (Third Season at Mississippi State, Sixth Overall; The Citadel, 1992)

21 Jake Gautreau - Assistant Coach (Fourth Season; Tulane, 2011)

42 Scott Foxhall - Assistant Coach (Third Season; College of Charleston, 2004)

0 Kyle Cheesebrough - Volunteer Assistant Coach (Third Season; Louisville, 2010)

Alphabetical

#	Name	Pos.	B/T	Ht.	Wt.	Cl./Exp.
38	Alford, Kole	LHP	R/L	6-2	175	So./Fr.
5	Allen, Tanner	OF	L/R	5-11	190	Sr./Jr.
24	Bednar, Will	RHP	R/R	6-2	235	So./Fr.
51	Carmouche, Dylan	LHP	S/L	6-5	225	Fr./Fr.
37	Cerantola, Eric	RHP	R/R	6-5	225	Jr./So.
0	Cheesebrough, Kyle	Assistant Coach				
11	Clark, Kellum	IF	L/R	6-4	205	Fr./Fr.
33	Cumbest, Brad	OF	R/R	6-5	250	Jr./So.
3	Dubrule, Scotty	IF	L/R	5-10	175	Gr./Sr.
40	Forrester, Jaxen	RHP	R/R	6-0	195	Sr./Jr.
43	Forsythe, Lane	IF	R/R	5-10	170	Fr./Fr.
42	Foxhall, Scott	Assistant Coach				
27	Fristoe, Jackson	RHP	R/R	6-4	210	Fr./Fr.
44	Garner, Kace	C	R/R	6-1	195	Jr./So.
21	Gautreau, Jake	Assistant Coach				
49	Grantham, Corbin	OF	R/R	5-10	185	Fr./Fr.
20	Hancock, Luke	C	L/R	5-11	195	Jr./So.
48	Harding, Houston	LHP	L/L	6-1	230	Sr./Jr.
10	Hatcher, Josh	IF/OF	L/L	6-2	200	Sr./Jr.
2	Hunt, KC	RHP	L/R	6-3	200	So./Fr.
6	James, Kamren	IF	R/R	6-2	205	So./Fr.
35	Johnson, Preston	RHP	R/R	6-4	250	Jr./So.
4	Jordan, Rowdey	OF	S/R	5-10	190	Sr./Jr.
29	Koestler, Carlisle	RHP	R/R	5-11	190	Gr./Sr.
31	Leggett, Tanner	IF	R/R	5-10	155	Sr./Jr.
22	Lemonis, Chris	Head Coach				
34	Lewis, Shane	IF	S/R	6-0	200	Fr./Fr.
26	Lovett, Xavier	RHP	R/R	5-11	185	So./Fr.
28	MacLeod, Christian	LHP	L/L	6-4	220	Jr./Fr.
25	McDonald, Kyte	OF	R/R	5-10	180	So./Fr.
8	McGowan, Drew	OF	L/R	6-1	180	So./Fr.
12	Meche, Davis	IF	L/R	5-10	165	Fr./Fr.
18	Patrick, Chase	RHP	R/R	5-9	170	Sr./Jr.
50	Pimentel, Brandon	IF/OF	L/L	6-3	220	Jr./So.
55	Price, Spencer	RHP	R/R	6-2	235	Gr./Sr.
46	Reed, Austin	OF	R/R	6-0	190	Fr./Fr.
13	Rokose, Davis	LHP	L/L	6-0	205	So./Fr.
14	Self, Riley	RHP	R/R	6-4	230	Gr./Sr.
17	Simmons, Stone	RHP	R/R	6-4	235	So./Fr.
23	Sims, Landon	RHP	R/R	6-2	235	So./Fr.
36	Skinner, Brayland	OF	L/L	5-10	175	Sr./So.
7	Smith, Brandon	RHP	R/R	6-3	220	Jr./So.
15	Smith, Cade	RHP	L/R	6-1	190	Fr./Fr.
32	Stinnett, Parker	RHP	R/R	6-1	190	Jr./So.
47	Talley, Drew	RHP	R/R	6-3	220	Sr./Jr.
19	Tanner, Logan	C	R/R	6-0	230	So./Fr.
39	Tepper, Mikey	RHP	L/R	6-0	210	Fr./Fr.
45	Tullar, Cameron	LHP	R/L	6-1	215	Jr./So.

Pronunciation Guide

Dylan Carmouche	car-MOO-sh
Eric Cerantola	Sare-an-TOE-la
Scotty Dubrule	Duh-bruul
Jaxen Forrester	Jackson Forest-er
Jake Gautreau	Go-TRO (long o)
Rowdey Jordan	Rouw-D
Carlisle Koestler	Car-lie-ul Kess-lur
Chris Lemonis	Luh-MOE-niss
Xavier Lovett	Pronounce the X
Christian MacLeod	Mc-CLOUD
Davis Meche	Mesh
Brandon Pimentel	Pim-in-tell
Davis Rokose	Row-cohs
Mikey Tepper	Mike-EE
Cameron Tullar	TUH-lur

Program Quick Facts

School Information

Location	Starkville, Mississippi
Founded	1878
Enrollment	22,226
President	Dr. Mark E. Keenum
Faculty Representative	Dr. Steven Turner
Director of Athletics	John Cohen
Twitter	@JohnCohenAD
Affiliation	NCAA Division I
Conference	Southeastern - Western Division
Nickname	Bulldogs
Colors	Maroon and White

Stadium

Name	Dudy Noble Field, Polk-DeMent Stadium
Capacity	15,000+
Field Dimensions	Left-330, Left Center-385, Center-400, Right Center-380, Right-305

2020 Team Information

Overall Record (SEC; Finish)	12-4 (--)
Home/Away/Neutral	10-2/1-2/2-0
Postseason	--
Lettermen Returning/Lost	24/7
Position Starters Returning/Lost	8/2
Pitchers Returning/Lost	12/2
Newcomers	19 (10 Freshmen, 9 Transfers)

Program Information

First Year of Baseball	1885 (131st season)
First Year in SEC	1933 (Charter Member)
All-Time Record (Win %)	2,717-1,583-29 (.630)
All-Time SEC Record (Win %)	959-822-3 (.539)
SEC Championships (Last)	11 (2016)
SEC Tournament Championships (Last)	7 (2012)
NCAA Tournaments (Last)	38 (2019)
NCAA Super Regionals (Last)	9 (2019)
College World Series (Last)	11 (2019)

Scorecard Summaries

2021 statistics listed | Probable starters based on previous games

Pos.	Name	Elg.	B/T	Ht./Wt.	Avg.	R	H	RBI	Notes
C	Logan Tanner	Fr. (2Y)	R/R	6-0/230	.294	10	15	11	First collegiate hit was a home run; Drove in the game-tying run vs. Tulane (2/27) in the ninth inning
1B	Josh Hatcher	Jr.	L/L	6-2/195	.250	7	14	6	Owens 101 career starts; Career-long 14-game reached base streak ended vs. Southern Miss on March 3
2B	Scotty Dubrule	Gr.	L/R	5-10/175	.263	14	15	9	NCAA active career leader in games played (210), hits (261) and at-bats (817); Drove in go-ahead run vs. No. 3 Texas Tech in eighth inning
SS	Lane Forsythe	Fr.	R/R	5-10/170	.368	7	7	1	Made first career start against Kent State (3/7) and reached base three times (2 singles, 1 HPB); Capped no-hitter with over-the-shoulder grab for final out
3B	Kamren James	Fr. (2Y)	R/R	6-2/205	.283	12	17	17	Was 4-for-5 with a HR and three RBIs against Jackson State (2/24); Posted at least one hit in 22 of 28 career games played
LF	Drew McGowan	Fr. (2Y)	R/R	6-1/180	.167	4	4	3	Posted his first multi-hit game vs. Texas (2/20) in a season-opening start at the State Farm College Baseball Showdown
--or--	Brad Cumbest	So.	R/R	6-3/220	.350	5	7	2	Went 3-for-3 against Grambling with three runs scored
CF	Rowdey Jordan	Jr.	S/R	5-10/190	.234	15	15	11	Drove in his 100th career RBI against Kent State (3/7); Made 146 career starts in the outfield
RF	Tanner Allen	Jr.	L/R	5-11/190	.328	19	20	15	Looking to become the 41st Diamond Dawg to reach the 200-hit mark as he currently has 195 career hits; Career .315 hitter
DH	Luke Hancock	So.	L/R	5-11/195	.292	9	14	15	Hit walk-off grand slam in middle game vs. Tulane (2/27); Career on-base percentage of .443

Pitching Potables

* - Game started



48 | Houston Harding | Jr. | LHP

Quick Stats					
	W-L	ERA	BAA	IP	SO/BB
2021	2-1	1.17	.148	15.1	23/5
Career	3-1	1.80	.152	25.0	34/8
Last Three Appearances					
2/27/21	Tulane				W, 9-5
2.0 IP, 2 H, 1 R, 1 ER, 2 K (ND)					
3/3/21	vs. Southern Miss *				W, 4-1
5.0 IP, 2 H, 1 R, 1 ER, 1 BB, 9 K (Win)					
3/10/21	Louisiana-Lafayette *				W, 4-0
5.0 IP, 3 H, 1 BB, 8 K (Win)					

Career Situational Statistics

Runners On Base (H-AB)							Runners in Scoring Position (H-AB)						
Name	'18	'19	'20	'21	Total	Avg.	Name	2018	2019	2020	2021	Total	Avg.
Allen, Tanner	48-143	55-152	5-16	12-34	120-345	0.348	Allen, Tanner	26-92	36-101	3-9	8-20	73-222	0.329
Clark, Kellum	--	--	--	0-2	0-2	0.000	Clark, Kellum	--	--	--	0-2	0-2	0.000
Cumbest, Brad	--	11-28	1-8	2-10	14-46	0.304	Cumbest, Brad	--	6-17	0-4	1-6	7-27	0.259
Dubrule, Scotty	--	--	--	10-28	10-28	0.357	Dubrule, Scotty	--	--	--	5-14	5-14	0.357
Forsythe, Lane	--	--	--	3-9	3-9	0.333	Forsythe, Lane	--	--	--	0-3	0-3	0.000
Garner, Kace	--	--	--	1-4	1-4	0.250	Garner, Kace	--	--	--	1-4	1-4	0.250
Hancock, Luke	--	8-18	3-11	11-27	22-56	0.393	Hancock, Luke	--	9-25	2-6	7-19	18-50	0.360
Hatcher, Josh	19-92	20-56	6-28	9-28	54-204	0.265	Hatcher, Josh	9-52	15-34	3-17	3-12	30-115	0.261
James, Kamren	--	--	10-29	10-32	20-61	0.328	James, Kamren	--	--	7-16	7-19	14-35	0.400
Jordan, Rowdey	34-102	44-142	7-21	6-29	91-294	0.310	Jordan, Rowdey	17-57	28-82	5-13	4-24	54-176	0.307
Leggett, Tanner	--	--	1-7	1-8	2-15	0.133	Leggett, Tanner	--	--	0-3	0-8	0-11	0.000
McDonald, Kyte	--	--	--	2-4	2-4	0.500	McDonald, Kyte	--	--	--	0-3	0-3	.000
McGowan, Drew	--	--	0-4	3-15	3-19	0.158	McGowan, Drew	--	--	0-1	1-8	1-9	0.111
Meche, Davis	--	--	--	1-2	1-2	0.500	Meche, Davis	--	--	--	0-1	0-1	0.000
Pimentel, Brandon	--	--	8-30	2-3	10-33	0.303	Pimentel, Brandon	--	--	5-16	2-2	7-18	0.389
Skinner, Brayland	--	--	--	0-1	0-1	0.000	Skinner, Brayland	--	--	--	0-1	0-1	0.000
Tanner, Logan	--	--	5-23	7-23	12-46	0.261	Tanner, Logan	--	--	3-15	6-15	9-30	0.300
TOTAL					365-1,169	.312	TOTAL					219-721	.304

Inside The Series

Scouting The Opponent

- Samford enters the week with a 7-9 overall record after dropping all three games in a series at Texas A&M over the weekend. The Bulldogs are 6-2 at home, but just 1-7 on the road.
- As a team, Samford is hitting .232 with 5.6 runs per game on 7.6 hits per game. A team on-base percentage of .334 is stoked by 62 walks and 20 hit-by-pitch.
- On the mound, SU limits opponents to a .288 batting average against and has walked just 56 in 137 2/3 innings of work. Twenty pitchers have combined for 168 strikeouts and compiled a 7.78 ERA.
- Projected starting pitcher Blake Bortak (LHP) has thrown 10 1/3 innings in six appearances (two starts). He has allowed six runs on 10 hits. He owns 14 strikeouts and just three walks.
- Ryan Crockett leads everyday starters with a .304 batting average and a .418 on-base percentage. He leads the team with 14 hits and ranks No. 2 on the squad in runs scored (10) and RBIs (9).
- Sonny DiChiara leads Samford with 14 runs scored and 11 RBIs through 16 games.

Series Notes

- Mississippi State and Samford will meet for the 47th time this week, with State owning a 36-10 edge all time.

Overall	Mississippi State leads 36-10
at Mississippi State	Mississippi State leads 29-4
at Samford	Mississippi State leads 4-3
Neutral Site	Tied 2-2
- The first meeting came in 1909 when MSU swept three-straight games from the Samford in Starkville.
- Three of the last eight meetings have come at an NCAA Regional.
- These two teams met in an elimination game at the Tallahassee Regional in 2018, a game won by Mississippi State, 9-8, on June 3.
- In 2019, State traveled to Samford and claimed a 6-4 victory, its first trip to J.L. Griffin Field since 2002.
- The last meeting in Starkville came during the 2015 season, a 6-2 victory for MSU on March 1.

Series History

Last 10 Meetings			
3/20/2019	Birmingham, Ala.		W, 6-4
6/3/2018	Tallahassee, Fla. %		W, 9-8
3/1/2015	Starkville, Miss.		W, 6-2
2/28/2015	Starkville, Miss.		W, 8-2
2/24/2013	Starkville, Miss.		W, 8-1
2/23/2013	Starkville, Miss.		W, 8-2
6/3/2012	Tallahassee, Fla. %		L, 2-3
6/1/2012	Tallahassee, Fla. %		L, 0-5
3/21/2007	Starkville, Miss.		W, 7-6
3/21/2007	Starkville, Miss.		W, 7-6

% - NCAA Regional



SEC Update

Standings

Western Division										
SEC	Pct.	GB	Division	Overall	Pct.	Home	Away	Neutral	L10	Streak
Arkansas	--	--	--	12-1	.923	7-0	2-1	3-0	9-1	L1
Alabama	--	--	--	14-3	.824	11-2	3-1	--	8-2	W2
LSU	--	--	--	14-3	.824	12-3	2-0	--	8-2	W5
Ole Miss	--	--	--	13-3	.813	10-3	--	3-0	8-2	L1
Mississippi State	--	--	--	13-3	.813	10-2	--	3-1	9-1	W6
Texas A&M	--	--	--	14-4	.778	12-3	--	2-1	10-0	W10
Auburn	--	--	--	10-5	.667	8-3	1-0	1-2	5-5	L1
Eastern Division										
SEC	Pct.	GB	Division	Overall	Pct.	Home	Away	Neutral	L10	Streak
Vanderbilt	--	--	--	12-1	.857	10-1	2-1	--	9-1	L1
Kentucky	--	--	--	11-2	.846	11-2	--	--	8-2	W4
Tennessee	--	--	--	14-4	.824	10-2	4-1	--	8-2	W3
Georgia	--	--	--	13-3	.813	12-2	1-1	--	8-2	W6
South Carolina	--	--	--	11-3	.786	8-0	2-3	1-0	7-3	L3
Florida	--	--	--	13-4	.765	12-4	1-0	--	8-2	W2
Missouri	--	--	--	7-10	.412	2-2	5-4	0-4	4-6	W2

Schedule/Results

Week-by-Week Polls

Week	BA	CB	D1	BW	PG	USA	RPI
Preseason	8	9	7	7	12	7	--
Week 1 - Feb. 23	8	12	5	6	8	--	--
Week 2 - March 1	2	10	3	5	6	6	--
Week 3 - March 8	2	8	3	4	5	4	--
Week 4 - March 15	2	6	3	3	3	3	--

BA - Baseball America, CB - Collegiate Baseball Newspaper, D1 - D1Baseball, BW - National Collegiate Baseball Writers Association, PG - Perfect Game, USA - USA Today Coaches Poll, RPI - NCAA RPI

(--) - No poll/RPI released by the publication.

In The Polls

Baseball America			Collegiate Baseball			D1Baseball			NCBWA			Perfect Game			USA Today/Coaches		
1. Arkansas	12-1	1	1. Arkansas	12-1	1	1. Arkansas	12-1	1	1. Arkansas	12-1	1	1. Arkansas	12-1	1	1. Arkansas	12-1	1
2. Mississippi State	13-3	2	2. Vanderbilt	12-2	2	2. Vanderbilt	12-2	2	2. Vanderbilt	12-2	2	2. Vanderbilt	12-2	4	2. Vanderbilt	12-2	2
3. Vanderbilt	12-2	3	3. Florida	13-4	3	3. Mississippi State	13-3	3	3. Mississippi State	13-3	4	3. Mississippi State	13-3	5	3. Mississippi State	13-3	4
4. Ole Miss	13-3	4	4. Ole Miss	13-3	4	4. Ole Miss	13-3	4	4. Texas Tech	13-3	9	4. Florida	13-4	2	4. Ole Miss	13-3	3
5. Miami (Fla.)	8-4	5	5. Texas Tech	13-3	6	5. Florida	13-4	5	5. Ole Miss	13-3	3	5. Ole Miss	13-3	3	5. Florida	13-4	5
6. Florida	13-4	6	6. Mississippi State	13-3	8	6. Miami (Fla.)	8-4	8	6. Florida	13-4	4	6. Miami (Fla.)	8-4	6	6. Texas Tech	13-3	7
7. Texas Tech	13-3	11	7. Georgia	13-3	7	7. Texas Tech	13-3	9	7. East Carolina	13-2	14	7. Louisville	11-4	9	7. Louisville	11-4	12
8. Louisville	11-4	15	8. East Carolina	13-2	9	8. Louisville	11-4	10	8. Miami (Fla.)	8-4	8	8. Texas Tech	13-3	7	8. Miami	8-4	13
9. East Carolina	11-2	14	9. Oklahoma State	11-2-1	11	9. East Carolina	13-2	14	9. Louisville	11-4	12	9. East Carolina	13-2	10	9. East Carolina	13-2	15
10. Texas	11-5	20	10. LSU	14-3	15	10. Texas	11-5	19	10. UCLA	10-5	6	10. Indiana	7-1	14	10. Tennessee	14-3	14
11. Georgia Tech	9-5	7	11. Louisville	11-4	14	11. UCLA	10-5	6	11. Tennessee	14-3	15	11. Arizona State	11-2	15	11. Oklahoma State	11-2	9
12. South Carolina	11-3	10	12. Arizona State	11-2	18	12. Georgia Tech	9-5	7	12. Oklahoma State	11-2	10	12. Arizona	12-4	13	12. Texas	11-5	21
13. Virginia Tech	9-5	12	13. Michigan	7-1	19	13. Tennessee	14-3	15	13. LSU	14-3	18	13. LSU	14-3	18	13. UCLA	10-5	6
14. North Carolina	10-4	18	14. Texas	11-5	--	14. Oklahoma State	11-2-1	13	14. Texas	11-5	19	14. Georgia Tech	9-5	8	14. Georgia Tech	9-5	10
15. Notre Dame	7-2	--	15. UCLA	10-5	10	15. TCU	10-6	11	15. South Carolina	11-3	7	15. Texas	11-5	--	15. LSU	14-3	19
16. Oregon	8-3	--	16. Miami (Fla.)	8-4	16	16. South Carolina	11-3	12	16. Georgia Tech	9-5	13	16. Michigan	7-1	19	16. TCU	10-6	11
17. Arizona	12-4	16	17. North Carolina	10-4	23	17. Notre Dame	7-2	25	17. TCU	10-6	11	17. Oregon	8-3	--	17. South Carolina	11-3	8
18. Tennessee	14-3	23	18. South Carolina	11-3	5	18. Pittsburgh	9-4	--	18. Oregon State	11-3	16	18. Notre Dame	7-2	--	18. Notre Dame	7-2	25
19. Pittsburgh	9-4	--	19. Oregon	8-3	21	19. LSU	14-3	21	19. Arizona	12-4	17	19. Tennessee	14-3	--	19. Oregon	8-3	--
20. Michigan	7-1	22	20. Georgia Tech	9-5	12	20. Oregon	8-3	--	19. Alabama	14-3	22	20. UCLA	10-5	11	20. Oregon State	11-3	16
21. Boston College	8-5	13	21. Arizona	12-4	13	21. UC Santa Barbara	9-5	22	21. Oregon	8-3	29	21. South Carolina	11-3	12	21. Arizona	12-4	17
22. Alabama	14-3	24	22. Oregon State	11-3	17	22. Michigan	7-1	--	22. UC Santa Barbara	9-5	20	22. North Carolina	10-4	--	22. UC Santa Barbara	9-5	24
23. UCLA	10-5	8	23. Notre Dame	7-2	--	23. Oregon State	11-3	16	23. Georgia	13-3	26	23. TCU	10-6	16	23. Arizona State	11-2	--
24. TCU	10-6	9	24. Alabama	14-3	24	24. Boston College	9-5	17	24. Notre Dame	7-2	--	24. Oklahoma State	11-2-1	22	24. Alabama	14-3	23
25. Oklahoma State	11-2	19	25. Texas A&M	14-4	--	25. Virginia Tech	9-5	18	25. Michigan	7-1	--	25. Boston College	9-5	17	T24. Michigan	7-1	--
			26. UC Santa Barbara	9-5	26				26. Arizona State	11-2	27						
			27. Southern Illinois	14-1	25				27. Pittsburgh	9-4	--						
			28. Pittsburgh	9-4	--				28. North Carolina	10-4	--						
			29. Tennessee	14-3	28				29. Stanford	10-2	30						
			30. Indiana	7-1	--				30. Boston College	9-5	21						

2021 Scheduled Opponents in Bold

22 | CHRIS LEMONIS

Head Coach | Myrtle Beach, S.C.
Third Season at Mississippi State
(Seventh Overall)



After arguably the most successful first year by a Southeastern Conference head baseball coach in conference history, Chris Lemonis begins his third season as the leader of the Mississippi State baseball program.

The 18th head coach in the storied history of the program, a journey of nearly 40 years came full circle when he was introduced on June 25, 2018 on Adkerson Plaza inside Dudy Noble Field. The son of a 1973 State graduate, Lemonis resided in Starkville as a child and now leads one of the perennial powerhouses in college baseball.

In his first season at the helm of the Diamond Dawgs, Lemonis became the winningest first-year head coach in SEC history and in the process led the 2019 edition to the second-most victories in program history at 52 (54; 1989). The 40 victories over MSU's first 50 games marked the third-most in the first 50 games of a season in program history and set the tone for State's second straight trip to the College World Series.

Lemonis became one of just three SEC head coaches to advance to the College World Series in their inaugural season in the conference, joining Jake Gibbs (Ole Miss, 1972) and fellow Diamond Dawg skipper Pat McMahon (Mississippi State, 1998).

Over his first two seasons, five Diamond Dawgs earned All-America honors and a trio of pitchers have garnered national specialty awards. Left-handed pitcher Ethan Small was tabbed the 2019 National Pitcher of the Year (College Baseball Foundation; American Baseball Coaches Association), while right-handed pitcher JT Ginn (2019) and left-handed pitcher Christian MacLeod (2020) earned back-to-back National Freshman of the Year honors. Ginn and Small each earned specialty awards from the SEC, as well, grabbing the conference's Freshman and Pitcher of the Year, respectively, in 2019.

After a school-record-tying 11 Diamond Dawgs heard their names called in the 2019 Major League Baseball First Year Player Draft, State tied for the most players drafted in the first two rounds of the 2020 MLB event. Small became the 15th Diamond Dawg taken in the first round of the MLB Draft in 2019, while Justin Foscoe and Jordan Westburg each went in the first round of the 2020 event.

Owning a head coaching record of 205-110-2, Lemonis was also a part of nearly 800 wins as an assistant coach and three trips to the College World Series. During his time at Indiana, Lemonis' teams averaged 35.3 wins per season, including a 40-win campaign during his final season in Bloomington. He averaged 39.2 victories per year during his career in an assistant role (784 wins), bolstered by a 44.9 wins-per-season average at Louisville. The Cardinals were college baseball's winningest program during that eight-year span and made the program's first three trips to Omaha.

Lemonis not only understands what it takes to get to Omaha as a coach but also as a student-athlete. A 1992 graduate of The Citadel, Lemonis added a 1990 appearance in the College World Series as a student-athlete. The appearance makes The Citadel one of just three schools in Southern Conference history (Duke, Wake Forest) and only current member of the conference to advance to Omaha.

One of the top recruiters and player development coaches in the country, Lemonis has seen success at every coaching stop. After helping his alma mater, The Citadel, to five NCAA Regional appearances in 12 seasons as an assistant coach, Lemonis joined college teammate Dan McDonald's staff at Louisville and quickly turned the Cardinals into a consistent Omaha contender.

After helping Louisville to seven postseason berths in eight years, the 2013 American Baseball Coaches Association/Baseball America Assistant Coach of the Year headed to Indiana to take his first head coaching job with the Hoosier program in 2015.

In each of his head coaching stops, Lemonis has led his team to the NCAA postseason in his first season at the helm. He helped the Hoosiers into the NCAA Tournament field during his initial season in Bloomington, before he guided Mississippi State to the College World Series in 2019 – his first season in Starkville.

Overall, Lemonis enters his 27th season as a collegiate coach in 2021, making one College World Series appearance as a head coach, taking three trips to Omaha as an assistant, earning 16 NCAA tournament berths and aiding in four 50-win seasons. His pupils have earned 30 All-America honors, 15 Freshman All-America laurels and 82 have signed professional baseball contracts, with 17 getting the call up to Major League Baseball.

RECRUITING AND DEVELOPMENT

Widely regarded as one of the elite recruiters and developers of talent in all of college baseball, a total of 95 student-athletes have been selected in the Major League Baseball Draft under Lemonis' watch, with 17 of those reaching the highest level of professional baseball.

Since arriving at Louisville for the 2006-07 academic year, Lemonis has been a part of 13 nationally-ranked recruiting classes, including his first three classes at Mississippi State. His initial Diamond Dawgs recruiting class was tabbed as the No. 12 class nationally by Baseball America and Perfect Game, while it earned the No. 9 ranking from Collegiate Baseball Newspaper. In 2019, he and his staff brought in another top-10 ranked class, finishing as high as No. 6 by Baseball America.

Over his first two seasons in Starkville, Lemonis has tutored 14 picks in the MLB First Year Player Draft, including three first rounders and one second rounder. Sixteen of Lemonis' Indiana players were taken in the MLB Draft in his final four years in Bloomington and 14 signed professional contracts. He also recruited and coached nine of the Hoosier's school-record 10 MLB Draft choices in 2019.

From 2007-14, Lemonis saw seven-straight classes ranked among the top-30 nationally, including the No. 12 national class for the 2011 recruiting cycle. In 2017, Baseball America revisited the Cardinals' 2013 class, re-ranking it No. 2 in the nation after the on-field success under Lemonis' watch. In 2018, the publication tabbed an un-ranked 2014 recruiting class – which included 2015 National Freshman of the Year and 2017 Golden Spikes Award winner Brendan McKay – as the No. 1 class in the publication's re-rankings.

Lemonis mentored and or recruited 47 student-athletes that signed professional contracts after being selected in the MLB Draft during his eight years as the top assistant and recruiting coordinator at Louisville, including a school-record 10 selections in the 2010 MLB Draft. He helped produce 10 first or second round draft choices over a seven-year span.

To date, 15 Cardinals who were recruited by and played for Lemonis have gone on to reach the big leagues. Those players include Nick Burdi, Adam Duvali, Chris Dominguez, Cody Ege, Adam Engel, Chad Green, Dean Kiehefer, Matt Koch, Trystan Magnuson, Justin Marks, Kyle McGrath, Brendan McKay, B.J. Rosenberg, Nick Solak and Tony Zych. Over \$28 million in signing bonuses were accrued by Lemonis' Louisville draftees.

MISSISSIPPI STATE

Inheriting a team that is coming off of a trip to the College World Series doesn't always translate into immediate success, but Lemonis was able to build off of that momentum as he began writing his chapter in Mississippi State history.

The 2020 squad was off to a 12-4 start with two wins each over Oregon State and No. 2 Texas Tech, before the season was shut down due to the COVID-19 pandemic. Though many publications didn't hand out postseason honors, Collegiate Baseball Newspaper tabbed left-handed pitcher Christian MacLeod the Co-National Freshman of the Year after he started his career 4-0 with a 0.86 ERA in four starts.

Along with the second-most single-season victories (52) during the 2019 season, his team also posted the second-best 20-, 30- and 40-game starts (18-2, 25-5, 32-8) in program history. He joined Pat McMahon as the only two Diamond Dawg dugout bosses to lead the program to the College World Series in their initial campaign and his 52 wins were the most by a first-year SEC head coach in the conference's history.

Personal

Hometown:	Myrtle Beach, S.C.
Wife:	Jill
Children:	Marissa & Mackenzie
College:	The Citadel, 1992

Coaching Career

2019-	Mississippi State Head Coach
2015-18	Indiana Head Coach
2007-14	Louisville Assistant Coach
2003-06	The Citadel Associate Head Coach
1995-2002	The Citadel Assistant Coach

Lemonis Year-by-Year

As a Head Coach		* - NCAA postseason canceled	
	School	Record	Postseason
2021	Mississippi State	13-3	---
2020 *	Mississippi State	12-4	---
2019	Mississippi State	52-15	College World Series
2018	Indiana	40-19	NCAA Regional
2017	Indiana	34-24-2	NCAA Regional
2016	Indiana	32-24	---
2015	Indiana	35-24	NCAA Regional
Totals	7th Season	218-113-2	4 NCAA Regionals 1 Super Regional, 1 College World Series

As an Assistant Coach

2014	Louisville	50-17	College World Series
2013	Louisville	51-14	College World Series
2012	Louisville	41-22	NCAA Regional
2011	Louisville	32-29	---
2010	Louisville	50-14	NCAA Regional
2009	Louisville	47-18	NCAA Super Regional
2008	Louisville	41-21	NCAA Regional
2007	Louisville	47-24	College World Series
2006	The Citadel	34-27	---
2005	The Citadel	25-34	---
2004	The Citadel	39-28	NCAA Regional
2003	The Citadel	32-25	---
2002	The Citadel	31-26	---
2001	The Citadel	38-24	NCAA Regional
2000	The Citadel	39-20	---
1999	The Citadel	41-20	NCAA Regional
1998	The Citadel	37-24	NCAA Regional
1997	The Citadel	37-21	---
1996	The Citadel	33-26	---
1995	The Citadel	39-21	NCAA Regional
Totals	20 Seasons	784-455	15 NCAA Regionals Four NCAA Super Regionals, Three College World Series





State saw four student-athletes earn first-team All-SEC, tying for the fourth-most selections in a single season in program history behind the five selections in 1949, 1971 and 1977. Left-handed pitcher Ethan Small posted one of the most dominant seasons on the mound in program history, leading the nation in strikeouts and earning National and Southeastern Conference Pitcher of the Year honors. Right-handed pitcher JT Ginn was tabbed National Freshman of the Year and Southeastern Conference Freshman of the Year.

Along with Small, Tanner Allen, Justin Foscoe and Jake Mangum each earned top honors from the SEC, and Foscoe, Mangum and Small each grabbed at least one first-team All-America honor. Small became Mississippi State's seventh unanimous first-team All-American, joining Jeff Brantley (1985) and Chris Stratton (2012) as the only pitchers to accomplish the feat.

On the team side of things, State's offense led the nation in doubles to mark the first time in program history the Diamond Dawgs led the NCAA in an offensive or pitching category. The 166 doubles set a school record and rank No. 4 all-time in SEC history.

INDIANA

Lemonis left a strong legacy at Indiana as he tied for the most NCAA postseason appearances by a head coach in school history and owns three of the eight all-time NCAA Tournament appearances. The Hoosiers were the only Big Ten program to appear in three NCAA Regionals during his four-year span in the conference and one of two to make back-to-back appearances from 2015-18. He became the first coach in program history to earn three NCAA regional berths in his first four years, finishing with a 141-91-2 overall record.

During his time leading the Cream and Crimson, 41 student-athletes earned Academic All-Big Ten honors, 25 were selected All-Big Ten and 14 signed professional contracts. His 2018 squad not only advanced to the NCAA Tournament, but produced a program-record 16 Academic All-Big Ten performers and three first-team All-Big Ten honorees.

The 2018 campaign saw Lemonis' squad compile a 40-19 record and earn an at-large berth as the No. 2 seed in the NCAA Austin Regional. The Hoosiers reached the regional title game after defeating Texas Southern and eliminating No. 25 Texas A&M. Indiana fell to eventual College World Series participant Texas, with a trio of Hoosiers earning all-regional honors. Eight IU student-athletes earned All-Big Ten honors – including three first teamers – representing the program's most since 2004.

The Hoosiers were among the Big Ten leaders in several categories in 2018, ranking first in earned run average (3.09), slugging percentage (.448), home runs (68) and total bases (905), second in batting average (.284) and third in runs scored (360). That season, IU was ranked by at least one of the major publications for 15 of the 16 weeks of the regular season, including nine-straight weeks in the top 15. Four Hoosiers were selected in the MLB Draft following just the eighth 40-win season in program history.

A season prior, the Hoosiers produced a 34-24-2 record and earned the No. 2 seed at the 2017 NCAA Lexington Regional. With the postseason appearance, Lemonis became the first coach in program history to make two regionals in his first three seasons as IU's skipper. Indiana finished as the highest rated RPI team in the Big Ten (34th), while seven Hoosiers garnered All-Big Ten honors.

In year two at the helm in 2016, Lemonis' club posted a 32-24 overall record and a 15-9 mark in Big Ten play. On a national level, the Hoosier pitching staff finished second in walks allowed per nine innings (2.31), fifth in WHIP (1.15) and strikeout-to-walk ratio (3.17), 11th in team ERA (3.09) and 25th in hits allowed per nine innings (8.02). Three IU student-athletes were tabbed All-Big Ten, including first-team selection Kyle Hart. The trio of Ryan Fineman, Luke Miller and Scotty Bradley each brought home all-freshman honors from the conference.

During Lemonis' debut season of 2015, Indiana won 12 of its last 17 games – nine coming against RPI top 50 teams – and earned an at-large berth into the NCAA Nashville Regional. Three Hoosiers earned a spot on the NCAA Regional all-tournament team, while two were tabbed All-Big Ten and a pair were selected to the Big Ten All-Freshman Team. Lemonis' squad owned a 12-5 mark vs. ranked opponents in 2015, including five top-15 wins.

An advocate of playing the game the right way, Lemonis' teams hold three out of the four highest single-season fielding percentages in Indiana history, including a school record mark of .979 in 2017.

LOUISVILLE

As an assistant coach, Lemonis' imprint in elevating the Louisville program to new heights was evident. The former Cardinals' recruiting coordinator aided Louisville to three College World Series appearances (2007, 13, 14) and a 359-159 (.693) record during his eight seasons there.

Louisville was college baseball's winningest program during the eight-year span that Lemonis was on staff, including back-to-back 50-win seasons in 2013 and 2014. Following the program's first trip to the College World Series in 2013, Lemonis was named the ABCA/Baseball America Assistant Coach of the Year.

Lemonis helped the Cardinals produce 18 All-Americans, 61 all-conference selections, a trio of conference player of the year award winners, two conference newcomer of the year honorees and the first national "of the year" award winner in the program's history. Louisville won four BIG EAST championships in the school's final five years in the conference, and he saw U of L set the school record for wins in a season three different times, including a then-program-best 51 victories during the 2013 season.

Louisville became a hot bed for professional talent during Lemonis' time in the Derby City, as 40 Cardinals were selected in the MLB Draft from 2007-14 and another seven inked free agent contracts with professional teams. Of those, 15 have made it to the big leagues, including three from the 2013 College World Series team.

From 2007-2014, Louisville accomplished many program firsts on its way to becoming a perennial Omaha contender. Fourteen different Cardinals produced 43 different All-America honors, including first-team All-Americans Nick Burdi (2013 & 2014), Chris Dominguez (2009), Kyle Funkhouser (2014) and Neil Holland (2010). Dominguez and Funkhouser led a crop of nine student-athletes to earn Freshman All-America accolades under Lemonis.

Dominguez claimed the 2008 (co) and 2009 BIG EAST Player of the Year award, marking just the second time in conference history a student-athlete won back-to-back Player of the Year awards (Steve Stanley, Notre Dame; 2001-02). Burdi won the first-ever national "of the year" award when he was tabbed the nation's top closer and winner of the 2014 National Collegiate Baseball Writers Association Stopper of the Year.

Along with Dominguez, Jeff Gardner claimed the 2014 American Athletic Conference Player of the Year award, while Justin Marks (2007) and Jared Ruxer (2012) each earned BIG EAST Freshman of the Year awards. Thirty-eight different Louisville student-athletes totaled 61 all-conference honors, including a school-record 10 selections to the All-BIG EAST squads in 2012 and 2013. The 2010 (BIG EAST) and 2014 (AAC) squads each totaled a then-school-standard four first-team all-conference selections.

The accolades for Lemonis' pupils weren't limited to the regular season, as 27 Cardinals earned a total of 29 NCAA All-Region honors. The quartet of Dominguez (2007), Justin Marks (2009), Coco Johnson (2013) and Cole Sturgeon (2014) all claimed NCAA Regional MVP honors, with the 2009 squad grabbing a program-best five all-regional honors. On the conference level, Louisville saw 16 total all-tournament honors earned by 13 different Cards.

THE CITADEL

Lemonis arrived at The Citadel as a student-athlete, transitioned into an assistant coaching role and ultimately moved his way up to associate head coach before finishing his 17-year journey on the Charleston, South Carolina campus.

During his time at The Military College of South Carolina – one of the six United States senior military colleges – the Bulldogs made six of their 13 all-time appearances in the NCAA Tournament and made the program's only appearance at the College World Series. The 1990 team is one of just three Southern Conference programs (Duke, Wake Forest) and the only active member to make it to Omaha.

Lemonis' coaching tenure spanned 12 seasons (1995-2006), included seven All-Americans and two Freshman All-Americans, saw 17 student-athletes selected in the Major League Baseball Draft and ushered in 35 offensive school records. Two of his Bulldog pupils reached the big leagues – Britt Reames and Dallas McPherson – while Philip Hartig finished his career ranked No. 7 on the NCAA's career hits chart (360; 1998-2001), with his total now No. 10 all-time in NCAA history.

He was twice tabbed All-Southern Conference during his time as a student-athlete (1989-93) and led the team in home runs on three occasions, after redshirting as a freshman and appearing in just nine games his second year on campus. Following that, Lemonis started 162 games over his final three seasons and led the Bulldogs with a .367 average, 19 doubles, 52 runs, 10 home runs and 66 RBI as senior.

A member of the 1993 All-Southern Conference Tournament team, Lemonis still ranks in the top 15 all-time at The Citadel in RBIs (152), home runs (23) and slugging percentage (.538).

PERSONAL

Lemonis and his wife, the former Jill MacEldowney, have two daughters, Marissa and Makenzie. The Myrtle Beach, South Carolina native earned his Bachelor of Science in physical education from The Citadel in 1992 and received his Master of Arts in sport management in 1994.

He is also no stranger to Starkville, as he resided on campus as a newborn during his father's time as a student at State. His father, Thomas, was a 1973 Mississippi State graduate with a degree in electrical engineering.

How It Was Won

(* - Walk-off hit)

Below is a chart representing how the eventual game-winning run was recorded for Mississippi State in 2021.

Gm	Opponent	Final	Player	Inn.	Outs	Play	Score at Time
1.	vs. No. 9 Texas	8-3	Rowdey Jordan	4	2	Reached on an error	3-0
2.	vs. No. 10 TCU	2-3	--	--	--	--	--
3.	vs. No. 3 Texas Tech	11-5	Scotty Dubrule	8	2	RBI infield single	5-5
4.	JACKSON STATE	7-3	Landon Jordan	5	2	RBI single	3-0
5.	TULANE	3-7	--	--	--	--	--
6.	TULANE	9-5	Luke Hancock *	9	--	Grand slam	5-5
7.	TULANE	5-4	Tanner Allen *	9	2	2RBI single	3-4
8.	vs. Southern Miss	4-1	Rowdey Jordan	3	--	Sacrifice fly	1-1
9.	KENT STATE	8-3	Luke Hancock	5	--	2RBI single	3-3
10.	KENT STATE	5-9	--	--	--	--	--
11.	KENT STATE	13-0	Kamren James	1	1	RBI single	0-0
12.	GRAMBLING	10-0	Rowdey Jordan	3	1	Sacrifice fly	0-0
13.	LOUISIANA-LAFAYETTE	4-0	Scotty Dubrule	1	1	Scored on a wild pitch	0-0
14.	EASTERN MICHIGAN	14-0	Logan Tanner	2	1	RBI single	0-0
15.	EASTERN MICHIGAN	4-1	Logan Tanner *	9	--	3-run home run	1-1
16.	EASTERN MICHIGAN	4-1	Scotty Dubrule	2	1	3RBI double	0-0

Mississippi State When...

	2019	2020	2021
Overall	52-15	12-4	13-3
vs. Top-5 Teams	7-4	2-0	1-0
vs. Top-10 Teams	5-6	2-0	2-1
vs. Top-25 Teams	16-13	2-0	2-1
Non-Conference	32-5	12-4	13-3
SEC	20-10	--	--
SEC East	9-3	--	--
SEC West	11-7	--	--
At Home	37-5	9-2	10-2
On the Road	10-6	1-2	--
At Neutral Sites	5-4	2-0	3-1
In Day Games	25-7	10-3	8-3
In Night Games	27-8	2-1	5-0
vs. Teams .500 Or Better	37-13	3-2	10-2
vs. Teams Worse Than .500	15-0	9-2	3-1
vs. Left-Handed Starter	17-3	5-1	4-1
vs. Right-Handed Starter	35-12	7-3	9-2
When Starter Receives Decision	30-11	6-3	6-2
When Reliever Receives Decision	22-4	6-1	7-1
When Starter Goes 5+ Innings	31-10	7-3	5-1
When Starter Goes <5 Innings	21-5	5-1	8-2
When Scoring First	30-5	10-2	9-1
When Opponent Scores First	22-10	2-2	4-2
When Leading After 6 Innings	41-2	9-0	10-0
When Trailing After 6 Innings	5-12	2-3	2-3
When Tied After 6 Innings	6-1	1-1	1-0
When Leading After 8 Innings	47-1	11-0	11-0
When Trailing After 8 Innings	1-11	1-4	2-3
When Tied After 8 Innings	3-1	--	--
In One-Run Games	11-6	2-0	1-1
In Two-Run Games	5-3	--	--
In 5+ Run Games	27-5	1-1	6-0
Weekend Series W-L-T	11-2-0	3-1-0	3-0-0
Series Sweeps/Times Swept	5/1	2/0	1/--
When Scoring 0-2 Runs	1-8	0-3	0-1
When Scoring 3-5 Runs	11-6	4-1	5-2
When Scoring 6-9 Runs	21-1	8-0	4-0
When Scoring 10+ Runs	19-0	--	4-0
Shutouts/Times Shut Out	5/3	1/1	4/--
In Extra Innings	2-1	--	--
When Opponent Scores 4 Runs Or Less	36-6	11-0	11-1
When Opponent Scores 5 Runs Or More	16-9	1-4	2-2
When Out-Hitting Opponent	45-4	11-1	10-1
When Out-Hit by Opponent	4-8	1-3	2-1
When Hits Are Equal	3-3	--	1-1
When Hitting A Home Run	34-5	8-1	9-1
When Opponent Hits A Home Run	22-9	3-1	3-2
When Errorless	20-6	6-0	7-0
When Committing One Error	15-5	3-1	3-1
When Committing 2+ Errors	17-4	3-3	3-2
When Opponent is Errorless	12-9	3-3	2-0
When Opponent Commits One Error	13-5	5-1	5-1
When Opponent Commits 2+ Errors	27-1	4-0	6-2
Game 1 of Weekend	11-3	3-1	3-1
Game 2 of Weekend	10-4	4-0	2-2
Game 3 of Weekend	9-4	2-2	4-0
Monday	--	--	1-0
Tuesday	7-0	1-1	1-0
Wednesday	9-1	2-0	3-0
Thursday	2-3	--	--
Friday	12-5	3-1	2-1
Saturday	12-6	4-0	3-1
Sunday	10-0	2-2	3-1

Uniform breakdown on page 8

Career Game-Winning Plays

WO = Walk-off game-winning play

	'18	'19	'20	'21	WO	Total		'18	'19	'20	'21	WO	Total
Allen, Tanner	5	9	1	1	2	16	James, Kamren	--	--	1	1	--	2
Cumbest, Brad	--	1	--	--	--	1	Jordan, Landon	--	--	--	1	--	1
Dubrule, Scotty	--	--	--	3	--	3	Jordan, Rowdey	1	5	--	3	--	9
Hancock, Luke	--	--	2	2	1	4	Pimentel, Brandon	--	--	2	--	--	2
Hatcher, Josh	1	3	3	--	1	7	Tanner, Logan	--	--	--	2	1	2



Hitting Totals/Streaks

MULTI-HIT GAMES	2	3	4	5+	2021	Career
Allen, Tanner	7	--	--	--	7	59
Dubrule, Scotty	5	--	--	--	5	5
James, Kamren	3	1	1	--	5	9
Hatcher, Josh	4	--	--	--	4	33
Forsythe, Lane	2	1	--	--	3	3
Tanner, Logan	3	--	--	--	3	6
Hancock, Luke	2	1	--	--	3	7
Jordan, Rowdey	3	--	--	--	3	45
McGowan, Drew	2	--	--	--	2	2
Cumbest, Brad	1	1	--	--	2	5
TEAM	33	4	1	--	38	

MULTI-RBI GAMES	2	3	4	5+	2021	Career
Tanner, Logan	3	1	--	--	4	4
James, Kamren	1	2	--	1	4	4
Allen, Tanner	3	--	1	--	4	25
Hancock, Luke	2	1	1	--	4	8
Jordan, Rowdey	1	2	--	--	3	28
Dubrule, Scotty	1	1	--	--	2	2
McDonald, Kyte	1	--	--	--	1	1
--						
Cumbest, Brad	--	--	--	--	--	2
Hatcher, Josh	--	--	--	--	--	14
Pimentel, Brandon	--	--	--	--	--	2
TEAM	13	7	2	1	23	

HITTING STREAKS	Current	2021 Long	Career
Allen, Tanner	--	12	14
Tanner, Logan	3	6	6 (2x)
Jordan, Rowdey	1	6	7
Hatcher, Josh	1	4	10^
James, Kamren	1	3	7
Dubrule, Scotty	1	3	--
McDonald, Kyte	--	3	3
Hancock, Luke	3	3	4^
Pimentel, Brandon	--	2	4
Forsythe, Lane	--	2	2
Garner, Kace	--	1	1
Meche, Davis	--	1	1
Cumbest, Brad	--	1	2
McGowan, Drew	--	1	1 (2x)
Leggett, Tanner	--	1	1
--			
Price, Spencer	1	--	1

REACHED BASED	CURRENT	2021	CAREER
Allen, Tanner	16	13	26*
Hancock, Luke	5	10	12
Jordan, Rowdey	1	9	15 (2x)
Dubrule, Scotty	1	8	--
Hatcher, Josh	6	7	14^
James, Kamren	3	6	7
Tanner, Logan	3	6	6 (2x)
McGowan, Drew	--	5	5
Pimentel, Brandon	6^	4	6^
Forsythe, Lane	1	4	4
McDonald, Kyte	--	4	4
Cumbest, Brad	--	2	4
Leggett, Tanner	1	2	2 (2x)
Clark, Kellum	1	1	1
Skinner, Brayland	1	1	1
Meche, Davis	--	1	1
Garner, Kace	1	1	1
--			
Price, Spencer	1	--	1

* - Streak spanned the 2019 and 2020 seasons.

^ - Streak spans 2020 and 2021 seasons.

News and Notes

DuBrule Leads NCAA Active Leaders

- Graduate student **Scotty DuBrule** sits among the top 25 among active Division I student-athletes in seven offensive categories, including the No. 1 spot in games played (213), at bats (827) and hits (264).

Games Played	1st	213
Hits	1st	264
At-Bats	1st	827
Runs Scored	5th	152
Walks	10th	106
Total Bases	15th	312
RBI's	18th	124

- Junior **Tanner Allen** sits ranks among the top active NCAA student-athletes in a host of categories, as well.

Doubles	11th	45
RBI's	11th	131
Hits	19th	201
Total Bases	19th	302
Runs Scored	31st	123

- Junior **Rowdey Jordan** ranks No. 25 in runs scored (126).

State of Success

- Mississippi State has played 12 games against in-state opponents since the start of the 2019 season and on 11 occasions have walked away the victory.
- On February 22, 2019, Southern Miss grabbed a 1-0 victory in 10 innings at Dudy Noble Field and since then have not lost to a team from Mississippi.
- State's 11 victories have come over:

Southern Miss	2	Feb. 23-24, 2019
Jackson State	1	Feb. 26, 2019
Mississippi Valley State	1	March 26, 2019
vs. Ole Miss	1	April 23, 2019
at Ole Miss	3	May 10-12, 2019
Alcorn State	1	Feb. 26, 2020
Jackson State	1	Feb. 24, 2021
vs. Southern Miss	1	March 3, 2021

Free Shirts!

- In a normal year, the fans at Dudy Noble Field enjoy the t-shirt toss in the third inning, but the Mississippi State baseball student-athletes are more focused on the t-shirt toss at the end of the game.
- Since his arrival at MSU, head coach Chris Lemonis has handed out a shirt to signify the top performance of each victory, and here is who they've went to:

Game	Student-Athlete, Position (# in 2021)
1 vs. Texas	Landon Sims, RHP (1)
3 vs. Texas Tech	Jackson Fristoe, RHP (1)
4 Jackson State	Kamren James, IF (1)
6 Tulane	Luke Hancock, C (1)
7 Tulane	Tanner Allen, OF (1)
8 vs. Southern Miss	Houston Harding, LHP (1)
9 Kent State	Brandon Smith, RHP (1)
11 Kent State	Jackson Fristoe, RHP (2)
12 Grambling	Brad Cumbest, OF (1)
13 Louisiana-Lafayette	Houston Harding, LHP (2)
14 Eastern Michigan	Christian MacLeod, LHP (1)
15 Eastern Michigan	Logan Tanner, C (1)
16 Eastern Michigan	Scotty DuBrule, IF (1)

In the Last Five Games...

- Mississippi State completed a perfect 5-0 week with wins over Grambling, Louisiana-Lafayette and Eastern Michigan last week at Dudy Noble Field. **MORE ON PAGE 15**
- Offensively, State is hitting .266 over the five-game span with 7.2 runs and 89.2 hits per game. The Diamond Dawgs own an on-base percentage of .387 with 5.0 walks per game over that span.
- On the mound, MSU owns a 0.40 ERA in 45.0 innings pitched, highlighted by three straight shutouts to start the stretch. The staff owns 69 strikeouts to seven walks and has limited opposing hitters to a .120 batting average.
- State has made only one error in its last five games, after having 16 in its first 11 games of the season.
- Tanner Allen** and **Logan Tanner** each own a team-best six RBI's, with Allen leading the team with six hits.
- Lane Forsythe and Josh Hatcher are each hitting .333 to lead the pack, with Forsythe walking four times for a .474 OBP.

Opening Against The Ranks

- Mississippi State opened 2021 against three top 10 opponents for the first time in program history and face the highest-ranked season-opening opponent since 2001.
- It was the ninth time since 1990 that MSU played a ranked opponent on opening weekend, with seven season opening games coming against ranked foes during that 31-year span.
- The last time Mississippi State opened the season against a top 10 team was the 2001 season at home against No. 9 Notre Dame.

2018 Hattiesburg, Miss.

at No. 21 Southern Miss	L, 0-11
at No. 21 Southern Miss	L, 4-7
at No. 21 Southern Miss	L, 2-5

2021 Arlington, Texas

No. 9 Texas	W, 8-3
No. 10 TCU	L, 2-3
No. 3 Texas Tech	W, 11-5

2017 Starkville, Miss.

No. 14 Texas Tech	L, 2-5
Western Illinois	W, 8-2
Western Illinois	W, 10-9 (11)
No. 14 Texas Tech	W, 8-5

2002 Starkville, Miss.

UAB	W, 4-2
No. 20 Ohio State	L, 2-9
No. 20 Ohio State	T, 6-6 (8)

2001 Starkville, Miss.

No. 9 Notre Dame	L, 5-7
No. 9 Notre Dame	L, 2-4 (11)

1996 New Orleans, La.

vs. New Orleans	L, 12-13
vs. Tulane	L, 3-10
vs. No. 1 LSU	L, 4-8

1993 New Orleans, La.

vs. No. 1 LSU	W, 7-4
vs. No. 21 Tulane	W, 5-1
vs. New Orleans	W, 9-3

1992 Minneapolis, Miss.

vs. No. 24 Texas A&M	L, 0-5
at Minnesota	W, 8-4
vs. No. 4 Florida State	L, 1-5

1991 New Orleans, La.

vs. No. 18 LSU	L, 6-7
vs. New Orleans	W, 5-1
vs. Tulane	W, 9-3

1990 Baton Rouge, La.

at No. 8 LSU	L, 4-6
vs. Georgia	W, 14-3



Uni Watch

- The old adage states, "look good, feel good." And, when you feel good you usually perform well. Below is a list of how MSU fared in each of its uniforms over the past three seasons;

Uniform	2019	2020	2021
Black '85s	10-0	2-1	4-0
Maroon '85s	14-5	3-2	3-1
White '85s	9-3	1-1	2-0
Cream Script State	--	--	2-2
Grey Vests	2-1	--	--
White Pinstripes	4-1	2-0	2-0
Grey Script State	--	1-0	--
Grey Pinstripes	4-4	--	--

Striking at the Plate

- Since 2009, there have been 10 reached base streaks of 26 games or longer. That list includes **Tanner Allen** who carried that streak from the 2019 season into 2020.
- Allen reached base his first five appearances of 2020, adding to his 21-game streak which ended the 2019 campaign.
- His streak came to an end during the Bulldogs' series at Long Beach State (2/28).

Streak	Name (Year)
43	Brett Pirtle (2013)
41	Jarrod Parks (2011)
40	Nick Vickerson (28, 2010; 12, 2011)
39	Brett Pirtle (2014)
31	Elijah MacNamee (2018)
30	Jordan Westburg (20, 2019; 10, 2020)
30	Seth Heck (2014)
27	Jake Mangum (13, 2016; 14, 2017)
26	Tanner Allen (21, 2019; 5, 2020)
26	Scott DeLoach (2009)

NOTE: Any streak listed with multiple years spanned multiple seasons.

Big League Talent

- Mississippi State is great at turning out major league talent, with 61 Diamond Dawgs reaching the highest level of the sport, but it is also great at keeping student-athletes from the draft.

- The 2021 roster featured four Bulldogs that had been drafted prior to the season,

Name (Pos.)	Year	Round	Organization
Tanner Allen (IF/OF)	2017	36th	Chicago Cubs
	2019	34th	Colorado Rockies
Eric Cerantola (LHP)	2018	30th	Tampa Bay Rays
Josh Hatcher (IF/OF)	2017	39th	Los Angeles Angels

- The 2020 MLB Draft saw three Diamond Dawgs drafted in the first two rounds, with **Justin Foscue** (No. 14; Texas Rangers) and **Jordan Westburg** (No. 30; Baltimore Orioles) each drafted in the first round. **JT Ginn** was taken in the second round by the New York Mets
- In 2019, Mississippi State saw a program-record 11 student-athletes drafted in the MLB First Year Player Draft, including junior **Tanner Allen** for the second time in his career.

State to The Show

Diamond Dawgs Playing in Major League Baseball

Name (Yrs. at MSU)	Pos.	Organization
Adam Frazier (2011-13)	IF	Pittsburgh Pirates
Kendall Graveman (2010-13)	RHP	Seattle Mariners
Jonathan Holder (2010-13)	RHP	New York Yankees
Dakota Hudson (2014-16)	RHP	St. Louis Cardinals
Nathaniel Lowe (2016)	IF	Texas Rangers
Mitch Moreland (2005-07)	IF	Oakland Athletics
Hunter Renfroe (2011-13)	RF	Boston Red Sox
Brent Rooker (2014-2017)	IF	Minnesota Twins
Chris Stratton (2010-12)	RHP	Pittsburgh Pirates
Brandon Woodruff (2012-14)	LHP	Milwaukee Brewers

Diamond Dawgs in Minor League Baseball

Name (Yrs. at MSU)	Pos.	Organization (Level)
Trysten Barlow (2017-19)	LHP	Colorado Rockies (-)
Ben Bracewell (2010-14)	RHP	Oakland Athletics (AAA)
Daniel Brown (2015-16)	LHP	Milwaukee Brewers (AA)
Gavin Collins (2014-16)	C	Cleveland Indians (A+)
Justin Foscue (2018-20)	IF ^	Texas Rangers (-)
J.P. France (2018)	RHP	Houston Astros (A+)
Cole Gordon (2016-19)	RHP	New York Mets (A-)
Ryan Gridley (2015-2017)	IF	Oakland Athletics (AA)
Zac Houston (2014-16)	RHP	Detroit Tigers (AAA)
Reid Humphreys (2014-16)	RHP	Colorado Rockies (AA)
Keegan James (2016, 18-19)	RHP	Colorado Rockies (A+)
Jack Kruger (2016)	C ^	Los Angeles Angels (AA)
Jared Liebelt (2018-19)	RHP	Arizona Diamondbacks (-)
Jacob Lindgren	LHP ^	Chicago White Sox (-)
Jake Mangum (2016-19)	OF	New York Mets (A+)
Zach Neff (2018)	LHP	Minnesota Twins (A+)
Konnor Pilkington (2016-18)	LHP	Chicago White Sox (A+)
Peyton Plumlee (2017, 19)	RHP	Houston Astros (-)
Jacob Robson (2013-16)	OF	Detroit Tigers (AAA)
Dustin Skelton (2017-19)	C	Miami Marlins (-)
Ethan Small (2016, 18-19)	LHP	Milwaukee Brewers (A+)
Hunter Stovall (2016-18)	IF	Colorado Rockies (A+)
Jordan Westburg (2018-20)	IF ^	Baltimore Orioles (-)
Colby White (2019)	RHP	Tampa Bay Rays (A+)

^ - Non-roster invitee to 2021 Spring Training.

Diamond Dawgs Coaching in Professional Baseball

Name (Yrs. at MSU)	Organization	Team (Level)
Chris Maloney (1982-83)	Atlanta Braves	Mississippi (AA)
Chris Young (2000-02)	Chicago Cubs	Chicago Cubs (MLB)

Diamond Dawgs Working in Professional Baseball

Name (Yrs. at MSU)	Organization	Role
Jeff Brantley (1982-85)	Cincinnati Reds	Broadcaster
Will Clark (1983-85)	San Francisco Giants	Special Assistant



Honors Tracker

Tanner Allen, OF

Preseason All-SEC (first team)

Will Bednar, RHP

Baseball America Breakout Candidate (No. 13)
Baseball America Top 100 MLB Draft Prospect (No. 59)
MLB Pipeline Top 100 MLB Draft Prospect (No. 41)
D1Baseball Top 100 Collegiate MLB Draft Prospects (No. 20)

Eric Cerantola, RHP

Baseball America Top 100 MLB Draft Prospect (No. 34)
MLB Pipeline Top 100 MLB Draft Prospect (No. 50)
D1Baseball Top 100 Collegiate MLB Draft Prospects (No. 28)

Scotty Dubrule, IF

Baseball America Top 25 New Addition (No. 23)

Jackson Fristoe, RHP

SEC Freshman of the Week (March 8)

Josh Hatcher, IF

Preseason All-SEC (second team)

Kamren James, IF

D1Baseball Top 100 Collegiate MLB Draft Prospects (No. 49)

Rowdey Jordan, OF

Preseason All-SEC (second team)

Christian MacLeod, LHP

Golden Spikes Award Preseason Watch List
Collegiate Baseball Newspaper Preseason All-America (second team)
D1Baseball Preseason All-America (third team)
Perfect Game Preseason All-America (third team)
Baseball America Top 100 MLB Draft Prospect (No. 23)
MLB Pipeline Top 100 MLB Draft Prospect (No. 40)
D1Baseball Top 100 Collegiate MLB Draft Prospects (No. 26)

Spencer Price, RHP

NCBWA Stopper of the Year Preseason Watch List

Landon Sims, RHP

SEC Co-Pitcher of the Week (Feb. 23)
USA Baseball Golden Spikes Performer of the Week (Feb. 23)

Bump Day

20K Club

- On Wednesday, March 3 in Pearl, Mississippi, the Bulldog pitching staff accomplished something that hadn't been done in 19 years: strike out 20 batters in a game.
- The MSU staff fanned 20 Golden Eagles, with **Houston Harding** (9), **Preston Johnson** (6), **Cam Tullar** (2) and **Stone Simmons** (5) combining to reach the mark.
- Prior to that, State last racked up 20 strikeouts exactly 19 years prior on March 3, 2002 against Jacksonville State. That day, *Joey Collums* (15) and *Jonathan Papelbon* (5) helped MSU reach the 20 K mark.
- The 20 strikeouts rank tied for No. 3 in the NCAA this season and one of just four 20-plus K games in the country in 2021.

Ks for Days

- The Mississippi State pitching staff struck out 43 batters in its second weekend series of 2021 against Tulane to mark the second time in as many weekends it reached the 40 K mark.
- State also fanned 41 batters on the opening weekend at the State Farm College Baseball Classic.
- The 43 strikeouts of Green Wave batters are tied for the most in a three-game series for MSU since at least 2005, which equaled the 43 punchouts against Youngstown State to open the 2019 campaign.

Sims Shuts Down Horns

- Bases loaded, no outs is never an ideal situation for a reliever to enter the game, however that is the situation **Landon Sims** found himself in against Texas in the season opener at Globe Life Field.
- The second-year freshman proceeded to strike out the side and retire all 12 batters he faced in four perfect innings of work. Of his 12 outs, 10 were strikeouts.
- For his efforts he was named the USA Baseball Golden Spikes Award Performer of the Week and SEC Co-Pitcher of the Week.

No-No Against the Flashes

- For the ninth time in program history, MSU spun a no-hitter on the mound, as the quartet of **Jackson Fristoe** (6 IP), **Landon Sims** (1 IP), **Mikey Tepper** (1 2/3 IP) and **Cam Tullar** (1/3 IP) combined for the first no-hitter at Mississippi State since 1999.
- A seventh inning error and walk, along with a ninth inning free pass were the only blemishes on the scorecard.
- The 1999 no-hitter came on March 16 against Alcorn State in a 21-1 victory, as *Scott Polk*, *Justin Estel* and *Brian Compton* combined on the feat.
- Against the Braves, Polk allowed an unearned run over six innings pitched with two walks and nine strikeouts. Estel fired one inning and walked one, while Compton walked one and struck out three in two innings of work.

Shutout Streak

- On Saturday, March 12 the Mississippi State pitching staff closed out a 14-0 shutout of Eastern Michigan to mark its fourth straight shutout.
- State's four shutouts ran from March 7-12 and the overall scoreless innings streak spanned five games.
- The streak ultimately ended at 39 innings to set the school record for consecutive shutout innings. It spanned five games, included 65 strikeouts and featured just 21 base runners - only four of which reached third base.
- Only the 1909 team owned a longer streak, at that team shutout five straight opponents.
- It is the 10th time in program history that an MSU pitching staff put together three-or-more straight shutouts:

Year	# of Games	Other
2021	4	36 IP, 61 K, 12 H, 6 BB 39 straight innings overall (school record) Includes no-hitter vs. Kent State (3/7)
1976	3	21 IP, 14 K, 9 H, 3 BB 29 straight innings overall
1973	3	23 IP
1972	3	27 IP
1971	3	21 IP, 22 K, 7 H, 1 BB 30 straight innings overall Includes no-hitter vs. Illinois Wesleyan (3/26-2)
1970	3	21 IP
1933	3	--
1918	3	--
1909	5	--
1907	3	--



Reliable Riley

- Senior **Riley Self** continues to climb the all-time relief appearances chart, sitting No. 5 on State's all-time list.

Player (Seasons)	RA
1. Johnson, Van (1995-98)	115
2. Harden, Jon (1989-92)	110
3. Reed, Caleb (2009-12)	92
4. Mitchell, Ross (2012-15)	86
5. Self, Riley (2017-present)	84
6. Holder, Jonathan (2012-14)	81
7. Girodo, Chad (2010-13)	78
8. Tanksley, Scott (1993-95)	75
9. Young, Pete (1987-89)	72
10. Polk, Scott (1995-99)	71
Ramsey, Saunders (2002-05)	71

- The right-hander 83 appearances came via 31 as a freshman, 18 as a sophomore, 23 during his junior season and seven in 2020. He has appeared in five games this season.
- Self owns a 13-2 overall record and nine saves in 110 2/3 innings of work over his 83 appearances.
- While he ranks among the top 10 in career relief appearances, he is also tied for No. 6 all-time in total appearances at MSU.

Player (Seasons)	RA
1. Johnson, Van (1995-98)	115
2. Harden, Jon (1989-92)	110
3. Mitchell, Ross (2012-15)	100
4. Reed, Caleb (2009-12)	96
5. Polk, Scott (1995-99)	90
6. Self, Riley (2017-present)	84
Girodo, Chad (2010-13)	83
8. Tanksley, Scott (1993-95)	82
Intorcio, Trent (1983-86)	82
10. Martin, Mike (1986-88)	81
Holder, Jonathan (2012-14)	81

Price Nails It Down

- After piling up 14 saves during the 2017 season, senior **Spencer Price** missed 2018 due to injury and didn't collect a save in 2019, before claiming back-to-back saves versus Texas Tech to close out the 2020 campaign.
- There were 1,055 days between saves for Price, who posted his final save of 2017 versus Alabama on April 20 and his next save came on March 10, 2020 against No. 2 Texas Tech.
- He picked up his second save of the season the next night, with another three-out save over the Red Raiders.
- The right-hander didn't allow a run of his own in eight appearances in 2020 and surrendered just one of two inherited runners on the season.
- Price ranks tied for No. 13 on the NCAA's active career charts with his 16 saves.
- Price needs just four saves to become the fifth Diamond Dawg to reach the 20-save mark.

Player (Seasons)	Saves
1. Jonathan Holder (2012-13)	37
2. Van Johnson (1995-98)	29
3. Scott Tanksley (1993-95)	24
4. Caleb Reed (2009-12)	21
5. Pete Young (1987-89)	19
6. Jay Powell (1991-93)	17
7. Bryan Hardwick (1979-80, 82)	16
Cole Gordon (2016-19)	16
Spencer Price (2017, 19-20)	16
10. Adam Larson (1999-2001)	15

Pitching Potables

Record By Starter

Pitcher	Starts	Team Record
Bednar, Will	1	1-0
Cerantola, Eric	3	2-1
Fristoe, Jackson	4	4-0
MacLeod, Christian	4	3-1
Harding, Houston	3	2-1
Smith, Brandon	1	1-0

Starting Pitcher Run Support

Pitcher	Starts	Runs *	Runs Per Start
Bednar, Will	1	10	10.0
Cerantola, Eric	3	18	6.0
Fristoe, Jackson	4	31	7.7
MacLeod, Christian	4	33	8.2
Harding, Houston	3	10	3.3
Smith, Brandon	1	7	7.0

* - Runs are based on total runs scored by the team in each pitchers starts, not just runs scored while the starting pitcher is in the game.

National Rankings

Hitting	NCAA	SEC	Total
Base on Balls	14	6	85
Batting Average	71	11	0.276
Doubles	37	7	28
Doubles Per Game	102	8	1.75
Hit by Pitch	95	10	16
Hits	28	10	146
Home Runs	62	12	13
Home Runs Per Game	116	13	0.81
On Base Percentage	57	10	0.39
Runs	24	9	111
Sacrifice Bunts	152	9	3
Sacrifice Flies	119	13	4
Scoring	62	11	6.9
Slugging Percentage	95	13	0.414
Stolen Bases	23	2	23
Stolen Bases Per Game	57	3	1.44
Triples	78	10	3
Triples Per Game	152	11	0.19
Pitching	NCAA	SEC	Total
Earned Run Average	8	2	2.25
Hit Batters	138	8	13
Hits Allowed Per Nine Innings	6	1	5.56
Shutouts	1	1	4
Strikeout-to-Walk Ratio	8	4	4.13
Strikeouts Per Nine Innings	1	1	13.7
WHIP	4	2	0.99
Walks Allowed Per Nine Innings	38	7	3.31
Fielding	NCAA	SEC	Total
Fielding Percentage	129	13	.968
Double Plays	73	8	9
Double Plays Per Game	161	7	0.56

Hitting	Name	NCAA	SEC	Total
Base on Balls	Luke Hancock	20	5	14
	Logan Tanner	97	17	11
Batting Average	--	--	--	--
Doubles	--	--	--	--
Hit by Pitch	--	--	--	--
Hits	Tanner Allen	82	15	20
Home Runs	Kamren James	62	11	4
	Luke Hancock	135	26	3
On Base Percentage	--	--	--	--
Runs	Tanner Allen	12	4	19
	Rowley Jordan	73	22	15
	Scott Dubrule	115	27	14
Runs Batted In	Kamren James	52	11	17
	Tanner Allen	88	20	15
	Luke Hancock	88	20	15
Sacrifice Bunts	Scott Dubrule	70	5	2
Sacrifice Flies	Rowley Jordan	42	5	2
Slugging Percentage	--	--	--	--
Stolen Bases	Kamren James	46	4	6
	Tanner Allen	80	8	5
Total Bases	Kamren James	104	24	33
Toughest to Strike Out	Luke Hancock	67	6	12.2
Triples	Rowley Jordan	15	2	2
	Brad Cumbest	94	11	1
Pitching	Name	NCAA	SEC	Total
Complete Games	--	--	--	--
Earned Run Average	Jackson Fristoe	111	9	1.59
Games Started	Jackson Fristoe	3	1	4
	Christian MacLeod	3	1	4
Hit Batters	Eric Cerantola	19	2	5
Hits Allowed Per Nine Innings	Jackson Fristoe	47	4	4.24
Pitching Appearances	--	--	--	--
Saves	Stone Simmons	139	10	1
	Landon Sims	139	10	1
Strikeout-to-Walk Ratio	--	--	--	--
Strikeouts	Landon Sims	44	12	30
	Christian MacLeod	72	17	28
Strikeouts Per Nine Innings	--	--	--	--
Victories	Jackson Fristoe	60	12	2
	Carlisle Koestler	60	12	2
	Brandon Smith	60	12	2
	Houston Harding	60	12	2
	Jackson Fristoe	70	6	0.82
WHIP	--	--	--	--
Walks Allowed Per Nine Innings	--	--	--	--



Going Yard

Below is a listing of all of the home runs for the 2021 season, including expanded data for those home runs hits at home.

Gm	Name	Inn.	On Base	Exit Velocity	Launch Angle	Distance
1	Hancock, Luke	4	--	--	--	--
1	Jordan, Rowdey	8	--	--	--	--
2	Jordan, Rowdey !	6	--	--	--	--
3	Hancock, Luke	6	1	--	--	--
4	James, Kamren	1	1	97	14	390 feet
6	Allen, Tanner	1	1	96	39	350 feet
6	James, Kamren !	6	--	99	27	392 feet
6	Hancock, Luke *	9	3	101	27	404 feet
7	James, Kamren	6	2	104	23	410 feet
11	James, Kamren	5	1	105	20	455 feet
12	Allen, Tanner	5	1	103	21	395 feet
15	Tanner, Logan *	9	2	105	22	405 feet
16	Tanner, Logan	3	--	101	29	388 feet

13 total home run in 2021

! - Home run led off an inning | ^ - Leadoff home run (bottom/top 1st)

* - Walk-off home run

The Last Time...

- SEC Tournament | % - NCAA Regional | ^ - NCAA Super Regional | \$ - College World Series

A MISSISSIPPI STATE TEAM...

Won 15+ Consecutive Games	17 - February 15-March 8, 2013
Won 10+ Consecutive Games	14 - February 23-March 16, 2019
Won 10+ Consecutive SEC Games	12 - April 30-May 25, 2016
Won 5+ Consecutive SEC Games	6 - May 4-17, 2019
Lost 5+ Consecutive Games	6 - May 7-16, 2015
Lost 5+ Consecutive SEC Games	6 - May 7-16, 2015
Swept a Three-Game Series	Eastern Michigan; March 12-14 2021
at Home	Eastern Michigan; March 12-14 2021
on The Road	at Ole Miss; May 10-12, 2019
Swept a Non-Conference Three-Game Series	Eastern Michigan; March 12-14 2021
at Home	Eastern Michigan; March 12-14 2021
on The Road	at Hawaii-Hilo; 1985
Swept a Three-Game SEC Series	at Ole Miss; May 10-12, 2019
at Home	Georgia; April 26-28, 2019
on The Road	at Ole Miss; May 10-12, 2019
Was Swept in a Three-Game Series	at Arkansas; April 18-20, 2019
at Home	Vanderbilt; March 16-18, 2018
on The Road	at Arkansas; April 18-20, 2019
Was Swept in a Three-Game Non-Conference Series	at Southern Miss; February 16-18, 2018
at Home	Southeastern Louisiana; February 26-28, 2010
on The Road	at Southern Miss; February 16-18, 2018
Was Swept in a Three-Game SEC Series	at Arkansas; April 18-20, 2019
at Home	Vanderbilt; March 16-18, 2018
on The Road	at Arkansas; April 18-20, 2019
Played An Extra-Inning Game	W, 6-3 (11 innings) - at Tennessee; April 5, 2019
Won An Extra-Inning Game	W, 6-3 (11 innings) - at Tennessee; April 5, 2019
Lost An Extra-Inning Game	L, 0-1 (10 innings) - Southern Miss; February 22, 2019
Played Consecutive Extra-Inning Games	May 4-5, 2018; at Alabama, W, 14-12 (10 innings) and L, 3-4 (10 innings)
Won Consecutive Extra-Inning Games	May 10-11, 2014; Tennessee, W, 1-0 (10 innings) and W, 4-3 (12 innings)
Won on a Walk-Off	W, 4-1 - Eastern Michigan; March 13, 2021
Won Consecutive Games Via A Walk-Off	February 27-28, 2021; Tulane, W, 9-5 and W, 5-4
	Logan Tanner three-run home run in the ninth inning
	Luke Hancock grand slam in the ninth inning
	Tanner Allen two-RBI single in the ninth inning

A MISSISSIPPI STATE OFFENSE...

Scored 30+ Runs	32 - Jackson State; April 29, 1988
Scored 25+ Runs	27 - Alcorn State; April 20, 2010
Scored 20+ Runs	24 - South Carolina; May 16, 2019
Scored 15+ Runs	24 - South Carolina; May 16, 2019
Scored 10+ Runs In An Inning	10 - ULM (4th); April 3, 2019
Scored 9+ Runs In An Inning	9 - at Ole Miss (4th); May 12, 2019
Scored 8+ Runs In An Inning	9 - at Ole Miss (4th); May 12, 2019
Had 30+ Hits	30 - Kentucky; April 30, 1989
Had 25+ Hits	26 - Little Rock; February 28, 1999
Had 20+ Hits	21 - South Carolina; May 16, 2019
Had 20+ Hits in Back-to-Back Games	Auburn (20, 21); March 23-24, 2019
Had 6+ Home Runs	6 - at UAB; March 18, 2008
Had 5+ Home Runs	5 - Alabama; May 2, 2009
Hit Back-To-Back Home Runs	1st Inning, Dustin Skelton (Grand Slam)/Tanner Allen (Solo) - ULM; April 3, 2019
Hit Back-To-Back-To-Back Home Runs	8th Inning, Russ Sneed (2R HR)/Connor Powers (Solo)/Ryan Duffy (Solo) - Alabama; May 3, 2009
Had 3+ Triples	3 - Southern Cal; March 14, 2004
Had 8+ Doubles	8 - Auburn; March 24, 2019
Had 7+ Doubles	7 - Eastern Michigan; March 12, 2021
Had 6+ Doubles	7 - Eastern Michigan; March 12, 2021
Had 10+ Walks	10 - Eastern Michigan; March 12, 2021
Had 9+ Stolen Bases	10 - Arkansas-Pine Bluff; March 18, 2017
Had 8+ Stolen Bases	10 - Arkansas-Pine Bluff; March 18, 2017
Didn't Strikeout in a Game	Jackson State; February 26, 2019
Had Two or Fewer Strikeouts	2 - Eastern Michigan; March 12, 2021
Was Shut Out	at Long Beach State (0-4); February 28, 2020
at Home	Southern Miss (0-1); February 22, 2019
on The Road	at Long Beach State (0-4); February 28, 2020
Back-To-Back Games	Auburn (0-5, 0-4); March 27-28, 2015
Three-Straight Games	vs. Southern Miss (0-3); March 24, 2018 and Auburn (0-5, 0-4); March 27-28, 2015



MISSISSIPPI STATE PITCHING STAFF...

Threw a No-Hitter	Jackson Fristoe (6 IP), Landon Sims (1 IP), Mikey Tepper (1 2/3 IP), Cam Tullar (1/3 IP); Kent State, March 7, 2021
Held Opponent To 1 Hit	at Texas A&M; May 3, 2019
Held Opponent To 2 Hits	Eastern Michigan; March 13, 2021
Struck Out 20+ Batters	20 - vs. Southern Miss; March 3, 2021
Struck Out 15+ Batters	18 - Eastern Michigan; March 12, 2021
Did Not Issue A Walk	at Texas A&M-2; May 4, 2019
Shut Out An Opponent	Eastern Michigan (14-0); March 12, 2021
at Home	Eastern Michigan (14-0); March 12, 2021
on The Road	at Long Beach State (9-0); February 29, 2020
Neutral Site Game	vs. Washington (1-0); June 16, 2018 \$
Postseason Game	vs. Washington (1-0); June 16, 2018 \$
Back-To-Back Shutouts	2021 (Kent State, March 7 [13-0]; Grambling, March 9 [10-0] and Louisiana-Lafayette, March 10 [4-0])
Three Straight Shutouts	2021 (Kent State, March 7 [13-0]; Grambling, March 9 [10-0] and Louisiana-Lafayette, March 10 [4-0]; Eastern Michigan, March 12 [14-0])
Four Straight Shutouts	2021 (Kent State, March 7 [13-0]; Grambling, March 9 [10-0] and Louisiana-Lafayette, March 10 [4-0]; Eastern Michigan, March 12 [14-0])
Shut Out An SEC Opponent	at Ole Miss; May 10, 2019 (2-0)
at Home	Alabama; April 12, 2019 (6-0)
On The Road	at Ole Miss; May 10, 2019 (2-0)
Neutral Site	vs. Georgia; May 24, 2017 (3-0) #

A MISSISSIPPI STATE BATTER HAD...

Hit for the Cycle	Brad Freeman; South Alabama, February 17, 1998
Walk-Off Hit	Tanner Allen (2RBI single); Tulane, February 28, 2021
8+ At-Bats	8 - Jordan Westburg; Tanner Allen & Rowdey Jordan vs. LSU, May 22, 2019 #
6+ Hits	6 - Adam Frazier; at Virginia, June 8, 2013
5+ Hits	5 - Tanner Allen; South Carolina, May 16, 2019
4+ Hits	4 - Rowdey Jordan; at Long Beach State, February 29, 2020
2+ Hits In An Inning	Dustin Skelton (1B, 1B; 4th inning); at Ole Miss, May 12, 2019
5+ Runs	5 - Jon Knott; Little Rock, February 28, 1999
4+ Runs	4 - Jordan Westburg; Alcorn State, February 26, 2020
3+ Doubles	3 - Justin Foscue; Georgia, April 26, 2019
2+ Triples	2 - C.T. Bradford; at Arizona, March 9, 2014
3+ Home Runs	3 - Brent Rooker; vs. Kentucky, April 8, 2017
2+ Home Runs	2 - Josh Hatcher; vs. South Carolina, May 17, 2019
Inside-The-Park Home Run	Cody Brown; vs. Kentucky, April 7, 2017
Pinch Hit Home Run	Cole Gordon; vs. South Alabama, June 4, 2017
Leadoff Home Run (Top or bottom of 1st inning)	Jake Mangum (Top 1st); at Florida-1, March 16, 2019
Walk-Off Home Run	Logan Tanner (3-run); Eastern Michigan, March 13, 2021
Hit a Grand Slam	Luke Hancock; Tulane, February 28, 2021
Multiple Grand Slams	Never
A Pinch Hit Grand Slam	Never
10+ RBIs	11 - Jason Nappi; at UAB, March 18, 2008
9+ RBIs	9 - Ryan Duffy; vs. Jackson State, April 6, 2010
8+ RBIs	8 - Brent Rooker; vs. Indiana State, February 24, 2017
7+ RBIs	7 - Jordan Westburg; vs. North Carolina, June 19, 2018 \$
10+ Total Bases	13 - Brent Rooker; vs. Kentucky, April 8, 2017
4+ Walks	4 - Logan Tanner; Kent State, March 5, 2021
3+ Walks	4 - Logan Tanner; Kent State, March 5, 2021
4+ Stolen Bases	4 - Derrick Armstrong; vs. Michigan State, March 1, 2014
3+ Stolen Bases	3 - Kamren James; Kent State, March 5, 2021
Stole Home	Kamren James; Jackson State, February 24, 2021
3+ Hit By Pitches	3 - Jordan Westburg; Youngstown State-2, February 16, 2019

A MISSISSIPPI STATE PITCHER HAD...

A Perfect Game	J.T. Peatross; Mississippi College (1-0), 1918
A No-Hitter	Jackson Fristoe (6 IP), Landon Sims (1 IP), Mikey Tepper (1 2/3 IP), Cam Tullar (1/3 IP); Kent State, March 7, 2021
A Complete Game No-Hitter	Gene Morgan (7 IP); at Hawaii-Hilo (2-0), April 6, 1985
A Complete Game (9 Inn.)	Jacob Billingsley; at Southern Miss (8-1), June 6, 2017 #
A Complete Game (7 Inn.)	JT Ginn; at Texas A&M-1 (0-1), May 4, 2019
Complete-Game 1-Hitter	Unknown
Complete-Game 2-Hitter	Ricky Bowen; vs. Ole Miss, March 16, 2008
Consecutive Complete Games	Dakota Hudson; 2016 (at Auburn (4-0), May 13 and Arkansas (7-0), May 19)
A Complete-Game Shutout	Dakota Hudson; vs. Arkansas (7-0), May 19, 2016
at Home	Dakota Hudson; vs. Arkansas (7-0), May 19, 2016
on The Road	Dakota Hudson; at Auburn (4-0), May 13, 2016
SEC Game	Dakota Hudson; vs. Arkansas (7-0), May 19, 2016
as a Freshman	Scott Tanksley; vs. Mississippi College (6-0), April 20, 1993
Postseason Game	B.J. Wallace; vs. Nicholls State (1-0), May 21, 1992 #
17+ Strikeouts	17 - Chris Stratton; at LSU, March 16, 2012
15+ Strikeouts	15 - Ethan Small; Alabama, April 14, 2019
10+ Strikeouts	11 - Christian MacLeod; Eastern Michigan, March 12, 2021
Recorded Two Saves In One Day	Trevor Fitts; vs. Marshall and Alabama A&M, February 22, 2015

A MISSISSIPPI STATE DEFENSE...

Turned 5+ Double Plays	5 - San Diego; March 8, 2015
Turned 4+ Double Plays	5 - San Diego; March 8, 2015
Turned 3+ Double Plays	3 - Miami (Fla.); June 1, 2019 #
Turned A Triple Play	Auburn-Montgomery, March 9, 1991
Had 4+ Errors	4 - Tulane; February 26, 2021
Had 5+ Errors	5 - at Vanderbilt; March 18, 2011
Threw Out 3 Base Runners	3 - Logan Tanner; Tulane; February 26, 2021

HailState.com

Hit It Hard

Top 10 Exit Velocities

Below is a listing of the top-10 hardest hit balls by MSU in 2021.

Exit Velocity	Name	Opponent	Result
111.22	Tanner, Logan	Tulane (2/27)	Single
109.47	James, Kamren	Tulane (2/27)	Ground Out
109.11	Allen, Tanner	Kent State (3/7)	Line Out
107.93	Jordan, Rowdey	Tulane (2/27)	Ground Out
106.80	Hatcher, Josh	Eastern Michigan (3/14)	Ground Out
106.72	Tanner, Logan	Tulane (2/26)	Ground Out
106.08	McGowan, Drew	Jackson State (2/24)	Single
105.99	Tanner, Logan	Eastern Michigan (3/14)	Line Out
105.95	James, Kamren	Kent State (3/6)	Double
105.82	Hatcher, Josh	Grambling (3/9)	Single

Individual Exit Velocities

Below is a listing of each MSU student-athlete's average and top exit velocity of the 2021 season.

Name	Top EV	Average EV
Allen, Tanner	109.11	88.39
Clark, Kellum	95.53	72.57
Cumbest, Brad	103.05	91.17
Dubrule, Scotty	99.40	84.18
Forsythe, Lane	103.70	85.22
Garner, Kace	92.41	86.33
Hancock, Luke	104.44	88.77
Hatcher, Josh	106.80	88.27
James, Kamren	109.47	85.23
Jordan, Rowdey	107.93	87.76
Leggett, Tanner	100.86	91.30
McDonald, Kyte	100.23	84.85
McGowan, Drew	106.08	78.48
Meche, Davis	67.38	64.15
Pimentel, Brandon	100.06	92.03
Tanner, Logan	111.22	90.24

Barrel Count

Below is a listing of each MSU student-athlete's total barreled balls in 2021.

Name	2021 Barrels	2020 Barrels
Allen, Tanner	6	1
Cumbest, Brad	1	1
Dubrule, Scotty	1	--
Forsythe, Lane	1	--
Hancock, Luke	3	--
Hatcher, Josh	8	8
James, Kamren	4	6
Jordan, Rowdey	3	3
Leggett, Tanner	2	--
McDonald, Kyte	2	--
McGowan, Drew	--	--
Pimentel, Brandon	--	4
Tanner, Logan	2	2

NOTE: A barreled ball is 98-plus exit velocity and a 10-35 degree launch angle. Barreled balls include all balls put in play.



Season Statistics

Record: 13-3 Home: 10-2 Away: 0-0 Neutral: 3-1 SEC: 0-0

Player	avg	gp-gs	ab	r	h	2b	3b	hr	rbi	tb	slg%	bb	hp	so	gdp	ob%	sf	sh	sb-att	po	a	e	fld%
5 Allen, Tanner	.328	16-16	61	19	20	2	0	2	15	28	.459	7	3	12	0	.423	0	0	5-5	22	3	0	1.000
19 Tanner, Logan	.294	15-14	51	10	15	1	0	2	11	22	.431	11	0	9	3	.419	0	0	0-1	173	10	1	.995
20 Hancock, Luke	.292	16-16	48	9	14	2	0	3	15	25	.521	14	1	4	3	.453	1	0	1-1	37	3	0	1.000
6 James, Kamren	.283	16-16	60	12	17	4	0	4	17	33	.550	3	2	13	0	.328	2	0	6-6	13	25	6	.864
3 Dubrule, Scotty	.263	16-16	57	14	15	4	0	0	9	19	.333	10	0	8	1	.373	0	2	2-3	18	32	2	.962
10 Hatcher, Josh	.250	16-16	56	7	14	4	0	0	6	18	.321	5	3	11	2	.344	0	0	3-3	106	6	1	.991
4 Jordan, Rowdey	.234	16-16	64	15	15	3	2	2	11	28	.438	6	2	11	0	.311	2	0	2-3	20	0	1	.952

25 McDonald, Kyte	.500	5-0	6	3	3	3	0	0	3	6	1.000	1	0	1	0	.571	0	0	0-0	0	0	0	.000
12 Meche, Davis	.500	3-0	2	0	1	0	0	0	0	1	.500	1	0	0	0	.667	0	0	0-0	0	1	0	1.000
43 Forsythe, Lane	.368	7-6	19	7	7	1	0	0	1	8	.421	4	1	3	1	.500	0	0	0-0	6	11	1	.944
33 Cumbest, Brad	.350	13-7	20	5	7	1	1	0	2	10	.500	2	1	8	0	.435	0	0	0-0	6	0	1	.857
50 Pimentel, Brandon	.333	4-1	6	1	2	0	0	0	3	2	.333	2	0	3	0	.500	0	0	0-0	4	2	0	1.000
9 Jordan, Landon	.281	12-9	32	2	9	2	0	0	5	11	.344	6	1	8	1	.410	0	1	2-2	3	13	0	1.000
44 Garner, Kace	.200	4-0	5	1	1	0	0	0	1	1	.200	2	0	2	0	.429	0	0	0-0	3	0	0	1.000
31 Leggett, Tanner	.182	8-2	11	1	2	1	0	0	1	3	.273	3	0	1	2	.357	0	0	0-0	2	1	0	1.000
8 McGowan, Drew	.167	15-8	24	4	4	0	0	0	3	4	.167	7	1	2	1	.364	1	0	2-3	12	0	0	1.000
11 Clark, Kellum	.000	2-1	4	0	0	0	0	0	0	0	.000	0	1	0	0	.200	0	0	0-0	0	0	0	.000
36 Skinner, Brayland	.000	6-0	1	1	0	0	0	0	0	0	.000	1	0	1	0	.500	0	0	0-0	1	0	0	1.000
Totals	.277	16	527	111	146	28	3	13	103	219	.416	85	16	97	14	.390	6	3	23-27	432	117	18	.968
Opponents	.173	16	515	45	89	15	1	10	40	136	.264	53	13	219	5	.266	1	1	10-19	401	174	24	.960

LOB - Team (126), Opp (106). DPs turned - Team (9), Opp (16). CI - Team (0), Opp (1). IBB - Team (1), Hatcher 1, Opp (1).

(All games Sorted by Earned run avg)

Player	era	w-l	app	gs	cg	sho	sv	ip	h	r	er	bb	so	2b	3b	hr	b/avg	wp	hp	bks	sfa	sha
27 Fristoe, Jackson	1.59	2-0	4	4	0	0/1	0	17.0	8	3	3	6	22	0	1	3	.138	0	2	0	0	0

24 Bednar, Will	0.00	0-0	3	1	0	0/1	0	7.0	2	0	0	0	14	2	0	0	.095	0	1	0	0	0
35 Johnson, Preston	0.00	0-0	3	0	0	0/1	0	4.2	2	0	0	2	11	0	0	0	.125	0	0	0	0	0
18 Patrick, Chase	0.00	0-0	4	0	0	0/0	0	3.1	1	0	0	0	2	0	0	0	.100	1	0	0	0	0
51 Carmouche, Dylan	0.00	1-0	3	0	0	0/1	0	3.0	1	0	0	1	6	0	0	0	.100	0	1	0	0	0
39 Tepper, Mikey	0.00	0-0	2	0	0	0/1	0	3.0	0	1	0	1	4	0	0	0	.000	1	0	0	0	0
47 Talley, Drew	0.00	0-0	2	0	0	0/1	0	2.0	2	1	0	0	4	0	0	0	.250	0	0	0	0	0
32 Stinnett, Parker	0.00	0-0	2	0	0	0/2	0	2.0	0	0	0	0	5	0	0	0	.000	0	0	0	0	0
13 Rokose, Davis	0.00	0-0	2	0	0	0/0	0	2.0	1	0	0	2	4	0	0	0	.143	0	0	0	0	0
38 Alford, Kole	0.00	0-0	1	0	0	0/0	0	0.1	1	0	0	1	1	0	0	0	.500	0	0	0	0	0
7 Smith, Brandon	0.73	2-0	5	1	0	0/1	0	12.1	4	1	1	2	15	0	0	0	.098	1	0	0	0	0
23 Sims, Landon	0.77	1-0	5	0	0	0/2	1	11.2	6	1	1	3	30	3	0	0	.143	0	0	0	0	0
29 Koestler, Carlisle	0.96	2-0	4	0	0	0/0	0	9.1	5	1	1	4	13	1	0	0	.152	2	2	0	0	0
48 Harding, Houston	1.17	2-1	4	3	0	0/1	0	15.1	8	3	2	5	23	2	0	1	.148	3	0	1	0	0
2 Hunt, KC	1.80	0-0	5	0	0	0/1	0	5.0	2	1	1	1	3	0	0	0	.133	2	1	0	0	0
28 MacLeod, Christian	1.84	1-1	4	4	0	0/1	0	14.2	14	7	3	6	28	1	0	3	.246	3	1	0	0	1
55 Price, Spencer	4.91	1-0	4	0	0	0/1	0	3.2	2	2	2	2	5	0	0	1	.143	1	0	0	0	0
26 Lovett, Xavier	5.40	0-0	4	0	0	0/1	0	3.1	2	3	2	1	1	1	0	0	.154	1	0	0	0	0
40 Forrester, Jaxen	6.00	0-0	3	0	0	0/1	0	3.0	2	2	2	2	1	1	0	0	.200	2	0	0	1	0
14 Self, Riley	6.23	0-0	5	0	0	0/2	0	4.1	8	4	3	2	7	1	0	0	.381	0	0	0	0	0
37 Cerantola, Eric	6.97	0-1	3	3	0	0/0	0	10.1	10	8	8	7	12	0	0	2	.256	0	5	0	0	0
17 Simmons, Stone	7.36	1-0	3	0	0	0/0	1	3.2	5	3	3	1	4	2	0	0	.333	0	0	0	0	0
45 Tullar, Cam	12.00	0-0	4	0	0	0/1	0	3.0	3	4	4	4	4	1	0	0	.250	0	0	0	0	0
Totals	2.25	13-3	16	16	0	4/4	2	144.0	89	45	36	53	219	15	1	10	.173	17	13	1	1	1
Opponents	6.73	3-13	16	16	0	0/0	1	133.2	146	111	100	85	97	28	3	13	.277	15	16	3	6	3

PB - Team (1), Tanner 1, Opp (2). Pickoffs - Team (1), Patrick 1. SBA/ATT - Tanner (7-12), MacLeod (3-5), Hancock (3-4), Bednar (0-2), Tepper (2-2), Harding (2-2), Fristoe (0-1), Hunt (0-1), Johnson (1-1), Self (0-1), Sims (1-1), Cerantola (1-1), Talley (0-1), Patrick (0-1).



Last Five Games Statistics

Record: 5-0 Home: 5-0 Away: 0-0 SEC: 0-0

Player	avg	gp-gs	ab	r	h	2b	3b	hr	rbi	tb	slg%	bb	hp	so	gdp	ob%	sf	sh	sb-att	po	a	e	fld%
43 Forsythe, Lane	.333	5-5	15	5	5	1	0	0	1	6	.400	4	0	3	1	.474	0	0	0-0	5	11	0	1.000
10 Hatcher, Josh	.333	5-5	15	1	5	2	0	0	1	7	.467	0	1	1	1	.375	0	0	0-0	34	0	0	1.000
5 Allen, Tanner	.316	5-5	19	5	6	1	0	1	6	10	.526	1	1	2	0	.381	0	0	2-2	11	1	0	1.000
4 Jordan, Rowdey	.267	5-5	15	6	4	2	0	0	3	6	.400	2	2	3	0	.400	1	0	1-2	1	0	1	.500
3 Dubrule, Scotty	.250	5-5	16	2	4	2	0	0	5	6	.375	1	0	3	0	.294	0	1	1-1	2	9	0	1.000
6 James, Kamren	.200	5-5	15	3	3	1	0	0	4	4	.267	1	2	3	0	.300	2	0	1-1	3	6	0	1.000

33 Cumbest, Brad	.500	5-3	8	3	4	0	0	0	1	4	.500	2	0	2	0	.600	0	0	0-0	2	0	0	1.000
12 Meche, Davis	.500	2-0	2	0	1	0	0	0	0	1	.500	1	0	0	0	.667	0	0	0-0	0	1	0	1.000
25 McDonald, Kyte	.333	3-0	3	1	1	1	0	0	1	2	.667	1	0	1	0	.500	0	0	0-0	0	0	0	.000
20 Hancock, Luke	.308	5-5	13	2	4	1	0	0	3	5	.385	2	1	0	0	.412	1	0	1-1	17	2	0	1.000
19 Tanner, Logan	.286	5-4	14	4	4	0	0	2	6	10	.714	3	0	2	0	.412	0	0	0-0	48	2	0	1.000
8 McGowan, Drew	.000	4-2	6	1	0	0	0	0	0	0	.000	1	1	0	0	.250	0	0	0-1	4	0	0	1.000
31 Leggett, Tanner	.000	3-1	6	0	0	0	0	0	1	0	.000	1	0	1	2	.143	0	0	0-0	0	0	0	.000
44 Garner, Kace	.000	2-0	3	1	0	0	0	0	0	0	.000	1	0	2	0	.250	0	0	0-0	3	0	0	1.000
50 Pimentel, Brandon	.000	2-0	2	1	0	0	0	0	2	0	.000	2	0	2	0	.500	0	0	0-0	3	1	0	1.000
36 Skinner, Brayland	.000	3-0	1	1	0	0	0	0	0	0	.000	1	0	1	0	.500	0	0	0-0	1	0	0	1.000
9 Jordan, Landon	.000	1-0	1	0	0	0	0	0	0	0	.000	1	0	0	0	.500	0	0	0-0	0	0	0	.000
Totals	.266	5	154	36	41	11	0	3	34	61	.396	25	8	26	4	.387	4	1	6-8	135	35	1	.994
Opponents	.120	5	150	2	18	4	0	2	2	28	.187	7	3	69	1	.175	0	0	1-3	120	58	8	.957

LOB - Team (36), Opp (23). DPs turned - Team (2), Opp (4).

(Last Five Sorted by Earned run avg)

Player	era	w-l	app	gs	cg	sho	sv	ip	h	r	er	bb	so	2b	3b	hr	b/avg	wp	hp	bks	sfa	sha
24 Bednar, Will	0.00	0-0	2	1	0	0/1	0	6.0	2	0	0	0	12	2	0	0	.111	0	1	0	0	0
48 Harding, Houston	0.00	1-0	1	1	0	0/1	0	5.0	3	0	0	1	8	0	0	0	.176	1	0	1	0	0
28 MacLeod, Christian	0.00	1-0	1	1	0	0/1	0	5.0	1	0	0	1	11	0	0	0	.063	1	0	0	0	0
37 Cerantola, Eric	1.80	0-0	1	1	0	0/0	0	5.0	1	1	1	0	5	0	0	1	.067	0	2	0	0	0

29 Koestler, Carlisle	0.00	1-0	1	0	0	0/0	0	3.0	1	0	0	0	2	0	0	0	.100	0	0	0	0	0
23 Sims, Landon	0.00	0-0	2	0	0	0/1	1	3.0	3	0	0	0	8	2	0	0	.250	0	0	0	0	0
35 Johnson, Preston	0.00	0-0	2	0	0	0/1	0	2.2	1	0	0	1	5	0	0	0	.111	0	0	0	0	0
14 Self, Riley	0.00	0-0	2	0	0	0/2	0	2.0	3	0	0	0	3	0	0	0	.333	0	0	0	0	0
32 Stinnett, Parker	0.00	0-0	2	0	0	0/2	0	2.0	0	0	0	0	5	0	0	0	.000	0	0	0	0	0
7 Smith, Brandon	0.00	0-0	1	0	0	0/1	0	1.0	0	0	0	0	2	0	0	0	.000	0	0	0	0	0
55 Price, Spencer	0.00	0-0	1	0	0	0/1	0	1.0	0	0	0	0	0	0	0	0	.000	0	0	0	0	0
26 Lovett, Xavier	0.00	0-0	1	0	0	0/1	0	1.0	0	0	0	0	1	0	0	0	.000	0	0	0	0	0
47 Talley, Drew	0.00	0-0	1	0	0	0/1	0	1.0	0	0	0	0	1	0	0	0	.000	0	0	0	0	0
51 Carmouche, Dylan	0.00	1-0	1	0	0	0/1	0	1.0	0	0	0	1	2	0	0	0	.000	0	0	0	0	0
40 Forrester, Jaxen	0.00	0-0	1	0	0	0/1	0	1.0	0	0	0	1	0	0	0	0	.000	0	0	0	0	0
2 Hunt, KC	0.00	0-0	1	0	0	0/1	0	1.0	0	0	0	0	1	0	0	0	.000	0	0	0	0	0
45 Tullar, Cam	0.00	0-0	1	0	0	0/0	0	0.1	0	0	0	0	0	0	0	0	.000	0	0	0	0	0
27 Fristoe, Jackson	2.25	1-0	1	1	0	0/0	0	4.0	3	1	1	2	3	0	0	1	.188	0	0	0	0	0
Totals	0.40	5-0	5	5	0	3/3	1	45.0	18	2	2	7	69	4	0	2	.120	2	3	1	0	0
Opponents	6.97	0-5	5	5	0	0/0	0	40.0	41	36	31	25	26	11	0	3	.266	5	8	0	4	1

PB - Team (0), Opp (1). SBA/ATT - Bednar (0-2), Hancock (1-2), Tanner (0-1), Johnson (1-1).



Last 10 Games Statistics

Record: 9-1 Home: 8-1 Away: 0-0 Neutral: 1-0 SEC: 0-0

Player	avg	gp-gs	ab	r	h	2b	3b	hr	rbi	tb	slg%	bb	hp	so	gdp	ob%	sf	sh	sb-att	po	a	e	fld%
19 Tanner, Logan	.367	10-9	30	7	11	0	0	2	9	17	.567	9	0	6	0	.513	0	0	0-1	105	5	0	1.000
6 James, Kamren	.303	10-10	33	8	10	3	0	2	12	19	.576	3	2	9	0	.375	2	0	4-4	9	13	3	.880
5 Allen, Tanner	.300	10-10	40	10	12	1	0	1	12	16	.400	2	2	6	0	.364	0	0	4-4	15	2	0	1.000
3 Dubrulle, Scotty	.265	10-10	34	9	9	3	0	0	8	12	.353	5	0	4	1	.359	0	2	2-2	8	21	1	.967
4 Jordan, Rowdey	.257	10-10	35	10	9	2	1	0	5	13	.371	6	2	7	0	.378	2	0	1-2	9	0	1	.900
10 Hatcher, Josh	.250	10-10	32	3	8	2	0	0	2	10	.313	1	3	6	2	.333	0	0	1-1	62	1	0	1.000

25 McDonald, Kyte	.500	5-0	6	3	3	3	0	0	3	6	1.000	1	0	1	0	.571	0	0	0-0	0	0	0	.000
12 Meche, Davis	.500	2-0	2	0	1	0	0	0	0	1	.500	1	0	0	0	.667	0	0	0-0	0	1	0	1.000
33 Cumbest, Brad	.400	9-5	15	5	6	1	1	0	1	9	.600	2	1	5	0	.500	0	0	0-0	3	0	1	.750
43 Forsythe, Lane	.368	7-6	19	7	7	1	0	0	1	8	.421	4	1	3	1	.500	0	0	0-0	6	11	1	.944
50 Pimentel, Brandon	.333	4-1	6	1	2	0	0	0	3	2	.333	2	0	3	0	.500	0	0	0-0	4	2	0	1.000
44 Garner, Kace	.250	3-0	4	1	1	0	0	0	1	1	.250	2	0	2	0	.500	0	0	0-0	3	0	0	1.000
20 Hancock, Luke	.240	10-10	25	3	6	2	0	0	6	8	.320	9	1	0	2	.444	1	0	1-1	30	3	0	1.000
31 Leggett, Tanner	.182	8-2	11	1	2	1	0	0	1	3	.273	3	0	1	2	.357	0	0	0-0	2	1	0	1.000
9 Jordan, Landon	.154	6-3	13	0	2	0	0	0	3	2	.154	2	0	2	1	.267	0	1	1-1	3	5	0	1.000
8 McGowan, Drew	.000	9-4	10	2	0	0	0	0	1	0	.000	3	1	2	0	.267	1	0	1-2	7	0	0	1.000
36 Skinner, Brayland	.000	6-0	1	1	0	0	0	0	0	0	.000	1	0	1	0	.500	0	0	0-0	1	0	0	1.000
Totals	.282	10	316	71	89	19	2	5	68	127	.402	56	13	58	9	.404	6	3	15-18	270	68	9	.974
Opponents	.157	10	319	19	50	8	1	7	16	81	.254	24	4	142	3	.225	0	1	3-7	245	112	14	.962

LOB - Team (78), Opp (59). DPs turned - Team (7), Opp (11). IBB - Team (0), Opp (1).

(Last Ten Sorted by Earned run avg)

Player	era	w-l	app	gs	cg	sho	sv	ip	h	r	er	bb	so	2b	3b	hr	b/avg	wp	hp	bks	sfa	sha
48 Harding, Houston	0.90	2-0	2	2	0	0/1	0	10.0	5	1	1	2	17	1	0	0	.143	2	0	1	0	0
27 Fristoe, Jackson	1.93	2-0	3	3	0	0/1	0	14.0	8	3	3	3	18	0	1	3	.160	0	0	0	0	0

7 Smith, Brandon	0.00	1-0	3	0	0	0/1	0	7.2	3	0	0	0	11	0	0	0	.111	0	0	0	0	0
24 Bednar, Will	0.00	0-0	3	1	0	0/1	0	7.0	2	0	0	0	14	2	0	0	.095	0	1	0	0	0
29 Koestler, Carlisle	0.00	1-0	3	0	0	0/0	0	6.2	3	0	0	2	7	1	0	0	.130	1	0	0	0	0
35 Johnson, Preston	0.00	0-0	3	0	0	0/1	0	4.2	2	0	0	2	11	0	0	0	.125	0	0	0	0	0
23 Sims, Landon	0.00	0-0	3	0	0	0/2	1	4.0	3	0	0	1	10	2	0	0	.188	0	0	0	0	0
32 Stinnett, Parker	0.00	0-0	2	0	0	0/2	0	2.0	0	0	0	0	5	0	0	0	.000	0	0	0	0	0
2 Hunt, KC	0.00	0-0	2	0	0	0/1	0	2.0	0	0	0	0	2	0	0	0	.000	0	0	0	0	0
51 Carmouche, Dylan	0.00	1-0	2	0	0	0/1	0	2.0	1	0	0	1	3	0	0	0	.143	0	0	0	0	0
39 Tepper, Mikey	0.00	0-0	1	0	0	0/1	0	1.2	0	0	0	0	3	0	0	0	.000	0	0	0	0	0
45 Tullar, Cam	0.00	0-0	3	0	0	0/1	0	1.2	0	0	0	1	2	0	0	0	.000	0	0	0	0	0
18 Patrick, Chase	0.00	0-0	1	0	0	0/0	0	1.1	0	0	0	0	2	0	0	0	.000	1	0	0	0	0
40 Forrester, Jaxen	0.00	0-0	1	0	0	0/1	0	1.0	0	0	0	1	0	0	0	0	.000	0	0	0	0	0
47 Talley, Drew	0.00	0-0	1	0	0	0/1	0	1.0	0	0	0	0	1	0	0	0	.000	0	0	0	0	0
26 Lovett, Xavier	0.00	0-0	1	0	0	0/1	0	1.0	0	0	0	0	1	0	0	0	.000	0	0	0	0	0
13 Rokose, Davis	0.00	0-0	1	0	0	0/0	0	0.0	1	0	0	2	0	0	0	0	1.000	0	0	0	0	0
28 MacLeod, Christian	2.70	1-0	2	2	0	0/1	0	6.2	5	3	2	4	15	0	0	1	.208	2	0	0	0	1
14 Self, Riley	3.00	0-0	3	0	0	0/2	0	3.0	5	2	1	0	5	0	0	0	.333	0	0	0	0	0
37 Cerantola, Eric	5.62	0-1	2	2	0	0/0	0	8.0	6	5	5	4	9	0	0	2	.207	0	3	0	0	0
55 Price, Spencer	9.00	1-0	2	0	0	0/1	0	2.0	2	2	2	0	2	0	0	1	.222	0	0	0	0	0
17 Simmons, Stone	10.12	0-0	2	0	0	0/0	1	2.2	4	3	3	1	4	2	0	0	.364	0	0	0	0	0
Totals	1.70	9-1	10	10	0	4/4	2	90.0	50	19	17	24	142	8	1	7	.157	6	4	1	0	1
Opponents	7.16	1-9	10	10	0	0/0	0	81.2	89	71	65	56	58	19	2	5	.282	13	13	2	6	3

PB - Team (1), Tanner 1, Opp (1). SBA/ATT - Tanner (2-5), Hancock (1-2), MacLeod (1-2), Bednar (0-2), Cerantola (1-1), Johnson (1-1), Patrick (0-1).

Team Game-by-Game (Hitting)

Date	Opponent	ab	r	h	rbi	2b	3b	hr	tb	bb	ibb	sb	cs	hbp	sac	sf	gdp	k	po	a	e	lob	avg
Feb 20	vs Texas	40	8	12	7	1	0	2	19	5	0	1	0	0	0	0	0	10	27	2	0	10	.300
Feb 21	vs TCU	33	2	7	2	1	0	1	11	2	0	0	0	0	0	0	2	11	27	9	2	6	.260
Feb 22	vs Texas Tech	37	11	12	10	1	1	1	18	6	0	0	1	0	0	0	1	5	27	8	0	5	.282
Feb 24	JACKSON STATE	33	7	10	5	3	0	1	16	7	0	5	0	2	0	0	1	3	27	14	3	11	.287
Feb 26	TULANE	34	3	6	2	3	0	0	9	2	0	1	0	1	0	0	0	6	27	6	4	7	.266
Feb 27	TULANE	34	9	10	9	0	0	3	19	7	1	1	0	0	0	0	1	4	27	10	0	9	.270
Feb 28	TULANE	32	5	7	5	2	0	1	12	7	0	1	0	0	0	0	1	10	27	5	3	8	.263
Mar 03	vs Southern Miss	30	4	9	4	1	1	0	12	5	0	1	0	0	1	1	2	5	27	4	2	9	.267
Mar 05	KENT STATE	29	8	6	8	0	1	0	8	9	0	6	1	3	0	0	0	6	27	7	1	9	.262
Mar 06	KENT STATE	34	5	10	5	3	0	0	13	4	0	0	0	0	1	0	1	5	27	13	1	7	.265
Mar 07	KENT STATE	37	13	16	12	2	0	1	21	6	0	1	0	2	0	1	1	6	27	4	1	9	.282
Mar 09	GRAMBLING	32	10	11	10	2	0	1	16	8	0	0	0	2	1	1	2	4	27	7	0	10	.286
Mar 10	LOUISIANA	25	4	4	2	1	0	0	5	3	0	1	1	1	0	2	0	8	27	7	0	3	.279
Mar 12	EASTERN MICHIGAN	37	14	14	14	7	0	0	21	10	0	4	0	0	0	1	0	8	27	4	0	10	.287
Mar 13	EASTERN MICHIGAN	28	4	4	4	0	0	1	7	3	0	1	0	2	0	0	2	4	27	12	0	5	.279
Mar 14	EASTERN MICHIGAN	32	4	8	4	1	0	1	12	1	0	0	1	3	0	0	0	2	27	5	1	8	.277
Totals		527	111	146	103	28	3	13	219	85	1	23	4	16	3	6	14	97	432	117	18	126	.277

Team Game-by-Game (Pitching)

Date	Opponent	ip	h	r	er	bb	so	2b	3b	hr	wp	bk	hbp	dp	ibb	score	w-l	sv	era
Feb 20	vs Texas	9.0	9	3	3	1	18	2	0	1	0	0	0	0	0	8-3	1-0	0	3.00
Feb 21	vs TCU	9.0	4	3	2	7	8	2	0	0	3	0	0	1	0	2-3	1-1	0	2.50
Feb 22	vs Texas Tech	9.0	6	5	5	10	15	1	0	0	2	0	4	1	0	11-5	2-1	0	3.33
Feb 24	JACKSON STATE	9.0	2	3	2	1	7	0	0	0	4	0	1	0	0	7-3	3-1	0	3.00
Feb 26	TULANE	9.0	8	7	2	5	14	1	0	1	2	0	2	0	0	3-7	3-2	0	2.80
Feb 27	TULANE	9.0	10	5	5	5	15	1	0	1	0	0	2	0	0	9-5	4-2	0	3.17
Feb 28	TULANE	9.0	12	4	4	2	14	1	1	3	1	0	0	2	1	5-4	5-2	0	3.29
Mar 03	vs Southern Miss	9.0	3	1	1	3	20	1	0	0	1	0	0	0	0	4-1	6-2	1	3.00
Mar 05	KENT STATE	9.0	4	3	2	4	15	0	0	1	1	0	0	1	0	8-3	7-2	1	2.89
Mar 06	KENT STATE	9.0	13	9	8	6	11	2	0	1	1	0	1	2	0	5-9	7-3	1	3.40
Mar 07	KENT STATE	9.0	0	0	0	2	13	0	0	0	0	0	0	0	0	13-0	8-3	1	3.09
Mar 09	GRAMBLING	9.0	2	0	0	2	13	1	0	0	0	0	0	0	0	10-0	9-3	1	2.83
Mar 10	LOUISIANA	9.0	7	0	0	1	17	2	0	0	1	1	0	1	0	4-0	10-3	1	2.62
Mar 12	EASTERN MICHIGAN	9.0	3	0	0	1	18	0	0	0	1	0	0	0	0	14-0	11-3	1	2.43
Mar 13	EASTERN MICHIGAN	9.0	2	1	1	1	8	0	0	1	0	0	2	1	0	4-1	12-3	1	2.33
Mar 14	EASTERN MICHIGAN	9.0	4	1	1	2	13	1	0	1	0	0	1	0	0	4-1	13-3	2	2.25
Totals		144.0	89	45	36	53	219	15	1	10	17	1	13	9	1	111-45	13-3	2	2.25



Non-Starter Statistics

Player	avg	gp-gs	ab	r	h	2b	3b	hr	rbi	tb	slg%	bb	hp	so	gdp	ob%	sf	sh	sb-att	po	a	e	fld%
25 McDonald, Kyte	.500	5-0	6	3	3	3	0	0	3	6	1.000	1	0	1	0	.571	0	0	0-0	0	0	0	.000
12 Meche, Davis	.500	3-0	2	0	1	0	0	0	0	1	.500	1	0	0	0	.667	0	0	0-0	0	1	0	1.000
9 Jordan, Landon	.333	3-0	3	0	1	0	0	0	2	1	.333	2	0	0	0	.600	0	0	0-0	1	0	0	1.000
50 Pimentel, Brandon	.250	3-0	4	1	1	0	0	0	3	1	.250	2	0	3	0	.500	0	0	0-0	4	2	0	1.000
33 Cumbest, Brad	.200	6-0	5	1	1	0	0	0	1	1	.200	1	1	2	0	.429	0	0	0-0	0	0	0	.000
44 Garner, Kace	.200	4-0	5	1	1	0	0	0	1	1	.200	2	0	2	0	.429	0	0	0-0	3	0	0	1.000
31 Leggett, Tanner	.167	6-0	6	1	1	0	0	0	1	1	.167	2	0	0	0	.375	0	0	0-0	0	0	0	.000
8 McGowan, Drew	.000	7-0	6	4	0	0	0	0	0	0	.000	4	1	0	1	.455	0	0	1-2	3	0	0	1.000
36 Skinner, Brayland	.000	6-0	1	1	0	0	0	0	0	0	.000	1	0	1	0	.500	0	0	0-0	1	0	0	1.000
11 Clark, Kellum	.000	1-0	1	0	0	0	0	0	0	0	.000	0	0	0	0	.000	0	0	0-0	0	0	0	.000
19 Tanner, Logan	.000	1-0	1	0	0	0	0	0	0	0	.000	0	0	0	0	.000	0	0	0-0	0	0	0	.000

43 Forsythe, Lane	.000	1-0	0	0	0	0	0	0	0	0	.000	0	0	0	0	.000	0	0	0-0	0	0	0	.000
Totals	.225	16	40	12	9	3	0	0	11	12	.300	16	2	9	1	.466	0	0	1-2	16	11	4	.871
Opponents	.065	16	31	1	2	1	0	0	2	3	.097	3	0	16	0	.147	0	0	0-0	11	12	2	.920

(All games Sorted by Earned run avg)

Player	era	w-l	app	gs	cg	sho	sv	ip	h	r	er	bb	so	2b	3b	hr	b/avg	wp	hp	bks	sfa	sha
24 Bednar, Will	0.00	0-0	2	0	0	0/0	0	5.0	1	0	0	0	9	1	0	0	.067	0	1	0	0	0
35 Johnson, Preston	0.00	0-0	3	0	0	0/1	0	4.2	2	0	0	2	11	0	0	0	.125	0	0	0	0	0
18 Patrick, Chase	0.00	0-0	4	0	0	0/0	0	3.1	1	0	0	0	2	0	0	0	.100	1	0	0	0	0
39 Tepper, Mikey	0.00	0-0	2	0	0	0/1	0	3.0	0	1	0	1	4	0	0	0	.000	1	0	0	0	0
51 Carmouche, Dylan	0.00	1-0	3	0	0	0/1	0	3.0	1	0	0	1	6	0	0	0	.100	0	1	0	0	0
47 Talley, Drew	0.00	0-0	2	0	0	0/1	0	2.0	2	1	0	0	4	0	0	0	.250	0	0	0	0	0
13 Rokose, Davis	0.00	0-0	2	0	0	0/0	0	2.0	1	0	0	2	4	0	0	0	.143	0	0	0	0	0
32 Stinnett, Parker	0.00	0-0	2	0	0	0/2	0	2.0	0	0	0	0	5	0	0	0	.000	0	0	0	0	0
38 Alford, Kole	0.00	0-0	1	0	0	0/0	0	0.1	1	0	0	1	1	0	0	0	.500	0	0	0	0	0
23 Sims, Landon	0.77	1-0	5	0	0	0/2	1	11.2	6	1	1	3	30	3	0	0	.143	0	0	0	0	0
7 Smith, Brandon	0.87	1-0	4	0	0	0/1	0	10.1	4	1	1	2	13	0	0	0	.114	1	0	0	0	0
29 Koestler, Carlisle	0.96	2-0	4	0	0	0/0	0	9.1	5	1	1	4	13	1	0	0	.152	2	2	0	0	0
2 Hunt, KC	1.80	0-0	5	0	0	0/1	0	5.0	2	1	1	1	3	0	0	0	.133	2	1	0	0	0
48 Harding, Houston	4.50	0-0	1	0	0	0/0	0	2.0	2	1	1	0	2	0	0	1	.286	0	0	0	0	0
55 Price, Spencer	4.91	1-0	4	0	0	0/1	0	3.2	2	2	2	2	5	0	0	1	.143	1	0	0	0	0
26 Lovett, Xavier	5.40	0-0	4	0	0	0/1	0	3.1	2	3	2	1	1	1	0	0	.154	1	0	0	0	0
40 Forrester, Jaxen	6.00	0-0	3	0	0	0/1	0	3.0	2	2	2	2	1	1	0	0	.200	2	0	0	1	0
14 Self, Riley	6.23	0-0	5	0	0	0/2	0	4.1	8	4	3	2	7	1	0	0	.381	0	0	0	0	0
17 Simmons, Stone	7.36	1-0	3	0	0	0/0	1	3.2	5	3	3	1	4	2	0	0	.333	0	0	0	0	0
45 Tullar, Cam	12.00	0-0	4	0	0	0/1	0	3.0	3	4	4	4	4	1	0	0	.250	0	0	0	0	0
Totals	2.23	7-0	16	0	0	4/4	2	84.2	50	25	21	29	129	11	0	2	.166	11	5	0	1	0
Opponents	9.69	0-4	16	0	0	0/0	1	56.2	71	65	61	47	49	13	1	7	.309	12	9	1	2	1



Pen Production

Below is a listing of decisions (win or loss), holds and saves/blown saves from the Mississippi State bullpen in 2021.

NOTE: A hold occurs when a relief pitcher enters the game in a save situation and maintains the team's lead, while recording at least one out. In order for a pitcher to be credited with a hold one of two conditions must be met: 1) He enters with a lead of three runs or less and maintains that lead while recording at least one out. 2) He enters the game with the tying run on-deck, at the plate or on the bases, and records an out.

Opponent (Date)	Result	Pitcher	Line
vs. Texas (2/20)	Win (1)	Sims, Landon	4.0 IP, 10 K
vs. Texas Tech (2/22)	Win (1)	Koestler, Carlisle	2.2 IP, 2 H, 1 R, 1 ER, 2 BB, 6 K
vs. Texas Tech (2/22)	Hold (1)	Hunt, KC	1.0 IP, 1 H
Jackson State (2/24)	Hold (1)	Rokose, Davis	2.0 IP, 4 K
Jackson State (2/24)	Hold (1)	Tepper, Mikey	1.1 IP, 1 R, 1 BB, 1 K
Jackson State (2/24)	Hold (1)	Patrick, Chase	0.2 IP
Jackson State (2/24)	Hold (1)	Lovett, Xavier	1.0 IP
Tulane (2/27)	Win (1)	Simmons, Stone	1.0 IP, 1 H
Tulane (2/28)	Blown Save(1)/Win (1)	Price, Spencer	1.0, 2 H, 2 R, 2 ER, 2 K
vs. Southern Miss	Hold (1)	Johnson, Preston	2.0 IP, 1 H, 1 BB, 6 K
vs. Southern Miss	Hold (1)	Tullar, Cam	1.0 IP, 2 K
vs. Southern Miss	Save (1)	Simmons, Stone	1.0 IP, 1 BB, 3 K
Kent State (3/5)	Win (1)	Smith, Brandon	4.1 IP, 5 K
Grambling	Win (1)	Carmouche, Dylan	1.0 IP, 1 BB, 2 K
Grambling	Hold (1)	Self, Riley	1.0 IP, 1 H, 1 K
Grambling	Hold (2)	Hunt, KC	1.0 IP, 1 K
Eastern Michigan	Win (2)	Koestler, Carlisle	3.0 IP, 1 H, 2 K
Eastern Michigan	Hold (1)	Bednar, Will	4.0 IP, 1 H, 7 K
Eastern Michigan	Save (1)	Sims, Landon	1.0 IP, 3 K

Individual Relief Breakdown (Statistics include only relief appearances)

Name	Win	Hold/Save	Loss/Blown Save	Name	Win	Hold/Save	Loss/Blown Save	Name	Win	Hold/Save	Loss/Blown Save
Bednar, Will	--	1/--	--/--	Lovett, Xavier	--	1/--	--/--	Simmons, Stone	1	--/1	--/--
Carmouche, Dylan	1	--/--	--/--	Patrick, Chase	--	1/--	--/--	Sims, Landon	1	--/1	--/--
Hunt, KC	--	2/--	--/--	Price, Spencer	1	--/--	--/1	Smith, Brandon	1	--/--	--/--
Johnson, Preston	--	1/--	--/--	Rokose, Davis	--	1/--	--/--	Tepper, Mikey	--	1/--	--/--
Koestler, Carlisle	2	--/--	--/--	Self, Riley	--	1/--	--/--	Tullar, Cam	--	1/--	--/--



Dudy Noble Field

Biography

The largest on-campus facility in college baseball, Dudy Noble Field hosted its 54th season of Mississippi State baseball at the current site in 2020. With over 1,600 games played at the venue, the Diamond Dawgs own a .730 winning percentage at the facility, which recently received a \$68-million upgrade.

The field is named in honor of longtime MSU baseball coach, athletics director and ABCA Hall of Famer Clarke Randolph "Dudy" Noble. On April 27, 1998 the facility was renamed Dudy Noble Field, Polk-DeMent Stadium, honoring another ABCA Hall of Famer, former Bulldog skipper Ron Polk, and the late Gordon DeMent, a successful businessman and longtime fan of the Diamond Dawgs from Indianola, Mississippi.

The Origin

From 1929 until 1964, Mississippi State hosted its baseball games at the original on-campus venue, Hardy Field, which was located several hundred yards to the south of the Bulldogs' home football venue, Davis Wade Stadium at Scott Field. The baseball field was closed following the 1964 season to make way for the construction of Dorman Hall and for the next two seasons the Diamond Dawgs played their home games at Redbird Park in Columbus, Mississippi, capturing SEC titles both seasons at their temporary home.

The tin-roofed grandstand and 2,000-seat bleachers from the original Dudy Noble Field were transported to the stadium's present site, which became playable for the 1967 campaign. Since that time, facility enhancements have followed at a steady pace to make the "Carnegie Hall of College Baseball" one of the finest all-around facilities on the road to Omaha. Among with numerous upgrades, the current site has seen two complete demolitions and reconstructions, the latest occurring during a three-year span (2017-19) and opening prior to the start of the 2019 campaign.

Leading the Attendance Boom

With a laundry list of legendary names on its all-time roster, it comes as no surprise that Mississippi State ranks among the nation's attendance leaders year in and year out. The Dudy Noble Field faithful have sold out the reserved seating allotment every season since 1987.

Along with routinely hosting some of the largest crowds in the SEC, ten of the last 12 three-day Super Bulldog Weekend series have drawn more than 25,000 fans.

MSU eclipsed the 200,000 mark in paid attendance at Dudy Noble Field for six-straight seasons between 2012-17, marking the first such occurrence in the program's history. In 2013, the Diamond Dawgs' five-millionth fan walked through the turnstiles at Dudy Noble Field. Since home attendance figures were charted starting in 1976, the "Carnegie Hall of College Baseball" has seen 6,720,459 fans rush through the gates.

In 20 of the last 21 seasons, Mississippi State has averaged 6,000 fans per game, including a record average of 8,899 during the 2019 campaign. Overall, State has eclipsed the 200,000-fan mark 12 times since 2002, with a school-record 373,784 viewing the 2019 home schedule.

Of the top 25 all-time college baseball on-campus attendances, Dudy Noble Field finds itself on the list 19 times, most notably owning the all-time on-campus attendance record of 15,586 on April 12, 2014. The Bulldogs own 15 of the top 16 marks in NCAA on-campus history and are the only NCAA baseball program to boast on-campus attendances of 14,000 or more. The five largest NCAA Super Regional crowds have all assembled in Starkville, Mississippi, as well.

From April 11-13, 2014, the Bulldog faithful flooded the gates at Dudy Noble Field to the tune of 39,181 fans for a three-game series versus Ole Miss. The nearly 40,000 fans on the weekend set an NCAA on-campus attendance record for a three-game series.

Dudy Noble Field has ushered in crowds of 10,000 or better 61 times, including 2007 NCAA Super Regional-record draws of 13,715 and 12,620 for nationally-televised, late-morning games against Clemson. In 2019, the first season of the "New Dude," the Diamond Dawgs garnered crowds of 10,000-plus a school-record 10 times.

Mississippi State has hosted 25 postseason events at the facility, including three NCAA District III Tournaments (1973-75), five SEC tournaments (1979, 81, 83, 88 & 95), 15 NCAA Regionals (1979, 84-85, 87-89, 90, 92, 97, 2000, 03, 13, 16 & 19) and three NCAA Super Regionals (2007, 16 & 19).

The Left Field Lounge

The aura of Mississippi State baseball at Dudy Noble Field is certainly not confined to the loyal legions in the impressive grandstand, pro-style luxury sky suites or luxurious Left Field Lofts.

In fact, some of the more highly-prized seats at Bulldog baseball games are found beyond the outfield fence in the Left Field Lounge™. Waiting lists greet those seeking to purchase one of the 96 outfield lounges in the iconic two-level outfield tailgate.

Once a colorful assortment of pickup trucks, motor homes, and trailers — most equipped with grills — lined the outfield fence, completing a circle of humanity at Dudy Noble Field. Now, the permanent lounge spaces are connected to the concourse, allowing everyone to stroll through and experience the iconic lounge culture.

What began in the late 1960s as a popular gathering spot for baseball-loving MSU supporters now forms college baseball's largest tailgate party.

The "New Dude"

The second demolition at the current site occurred following the 2017 season and the \$68 million facility opened its gates for the 2019 campaign. Architect Wier Boerner Allin, along with consultants Populous and famed stadium architect/State alum Janet Marie Smith designed the project, while construction manager ICM and general contractor JESCO Construction, Inc. oversaw the construction.

Covering 12 acres of land on the Mississippi State University campus, the 230,000 square foot facility carries on Dudy Noble Field's legacy as the "Carnegie Hall of College Baseball." Installation of the second largest scoreboard in college baseball, measuring 43 feet wide by 60 feet high, started the project in 2017. The board, which was the largest in college baseball upon installation, is larger than boards owned by three Major League Baseball teams. The addition of 96 permanent Left Field Lounge rigs encircling the outfield followed during the fall of 2018.

The concourse and lower-level grandstands were in place for the 2018 season, with the Diamond Suites, upper-deck reserved seating area and three unique club areas — Farm Bureau Triple Crown Club, Charlie and Dana Stephenson Omaha Club and The Rooftop Club — were completed prior to the 2019 campaign. The newest version of Dudy Noble Field also features increased restroom facilities and concession points of sale.

The player spaces also received an upgrade, expanding to cover 18,000 square feet underneath the facility. The fully-equipped Bruce and Julie Martin Locker Room includes an embedded equipment room, houses 40 wooden lockers and features an oversized, dimensional halo-lit '85 Script Mississippi State sign suspended overhead in the middle of the room.

The more spacious locker room includes an attached training room with whirlpool and fully-functional fueling station. The Mitch Moreland Hitting Tunnel, which is equipped with HitTrax, and Turner & Gloria Wingo Team Lounge are easily accessed from the home dugout, with the eye-popping player entrance and Hassell H. Franklin Omaha Room greeting players as they enter the facility. The Pat McMahon Pitching Lab is also housed under the stadium, featuring arm care and conditioning equipment, one oversized turfed mound with three pitching rubbers and state of the art video equipment.

Top-25 Crowds

	Attendance	Opponent	Date
1.	15,586 *	Ole Miss	April 12, 2014
2.	15,078	Texas A&M	April 16, 2016
3.	14,991	Florida	April 22, 1989
4.	14,562	Auburn	April 20, 2013
5.	14,378	LSU	April 16, 1988
6.	13,761	Arkansas	April 25, 1992
7.	13,715 ^	Clemson	June 9, 2007
8.	13,691	Kentucky	April 8, 2017
9.	13,617	Georgia	April 8, 2006
10.	13,452 ^	Arizona	June 11, 2016
11.	13,224	Ole Miss	April 11, 2014
12.	13,132 ^	Stanford	June 8, 2019
13.	13,123	Ole Miss	April 15, 2000
14.	13,004	Florida	April 18, 2015
15.	12,913 ^	Arizona	June 10, 2016
16.	12,708	Auburn	April 24, 1993
17.	12,620 ^	Clemson	June 8, 2007
18.	12,360	Georgia	April 6, 2002
19.	12,343	Auburn	March 23, 2019
20.	12,034	Oregon State	February 22, 2020
21.	11,763	Auburn	April 12, 2003
22.	11,648	LSU	March 30, 2019
23.	11,597 ^	Stanford	June 9, 2019
24.	11,515	Ole Miss	April 2, 2016
25.	11,511	Central Michigan	June 1, 2019

* - NCAA on-campus attendance record

^ - NCAA Regional

- NCAA Super Regional

NOTE: Mississippi State owns 61 crowds of 10,000-plus in the history of the program. The top seven (7) crowds in Dudy Noble Field history are also the top seven (7) on-campus crowds in NCAA history.

Media Roster



2 | KC Hunt
RHP | L/R | So./Fr.
Wycoff, N.J.




3 | Scotty Dubrule
IF | L/R | Gr./Sr.
Venice, Fla.



4 | Rowdey Jordan
OF | S/R | Sr./Jr.
Auburn, Ala.




5 | Tanner Allen
OF | L/R | Sr./Jr.
Theodore, Ala.




6 | Kamren James
IF | R/R | So./Fr.
Southaven, Miss.



7 | Brandon Smith
RHP | R/R | Jr./So.
Richland, Miss.



8 | Drew McGowan
OF | L/R | So./Fr.
Hopkinsville, Ky.



10 | Josh Hatcher
IF/OF | L/L | Sr./Jr.
Albany, Ga.



11 | Kellum Clark
IF | L/R | Fr./Fr.
Brandon, Miss.



12 | Davis Meche
IF | L/R | Fr./Fr.
Lake Charles, La.



13 | Davis Rokose
LHP | L/L | So./Fr.
Johns Creek, Ga.



14 | Riley Self
RHP | R/R | Gr./Sr.
Coldwater, Miss.




15 | Cade Smith
RHP | L/R | Fr./Fr.
Southaven, Miss.



17 | Stone Simmons
RHP | R/R | So./Fr.
Houston, Texas



18 | Chase Patrick
RHP | R/R | Sr./Jr.
Ellaville, Ga.



19 | Logan Tanner
C | R/R | So./Fr.
Lucedale, Miss.




20 | Luke Hancock
C | L/R | Jr./So.
Houston, Miss.



23 | Landon Sims
RHP | R/R | So./Fr.
Cumming, Ga.



24 | Will Bednar
RHP | R/R | So./Fr.
Valencia, Pa.



25 | Kyte McDonald
OF | R/R | So./Fr.
San Antonio, Texas



26 | Xavier Lovett
RHP | R/R | So./Fr.
Houston, Texas



27 | Jackson Fristoe
RHP | R/R | Fr./Fr.
Paducah, Ky.



28 | Christian MacLeod
LHP | L/L | Jr./Fr.
Huntsville, Ala.



29 | Carlisle Koestler
RHP | R/R | Gr./Sr.
Vicksburg, Miss.



31 | Tanner Leggett
IF | R/R | Sr./Jr.
Raymond, Miss.




32 | Parker Stinnett
RHP | R/R | Jr./So.
Oxford, Miss.



33 | Brad Cumbest
OF | R/R | Jr./So.
Hurley, Miss.



34 | Shane Lewis
IF | S/R | Fr./Fr.
Vicksburg, Miss.




35 | Preston Johnson
RHP | R/R | Jr./So.
Crystal Springs, Miss.



36 | Brayland Skinner
OF | L/L | Sr./So.
Lake Cormorant, Miss.



37 | Eric Cerantola
RHP | R/R | Jr./So.
Oakville, Ontario



38 | Kole Alford
LHP | R/L | So./Fr.
McComb, Miss.



39 | Mikey Tepper
RHP | L/R | Fr./Fr.
Fort Mill, S.C.



40 | Jaxen Forrester
RHP | R/R | Sr./Jr.
Spanish Fort, Ala.



43 | Lane Forsythe
IF | R/R | Fr./Fr.
Humboldt, Tenn.



44 | Kace Garner
C | R/R | Jr./So.
Brandon, Miss.



45 | Cam Tullar
LHP | R/L | Jr./So.
Brighton, Mich./



46 | Austin Reed
OF | R/R | Fr./Fr.
Buckner, Ky.



47 | Drew Talley
RHP | R/R | Sr./Jr.
Huntsville, Ala.



48 | Houston Harding
LHP | L/L | Sr./Jr.
Walls, Miss.



49 | Corbin Grantham
OF | R/R | Fr./Fr.
Gainesville, Fla.



50 | Brandon Pimentel
IF/OF | L/L | Jr./So.
El Paso, Texas



51 | Dylan Carmouche
LHP | S/L | Fr./Fr.
Denham Springs, La.



55 | Spencer Price
RHP | R/R | Gr./Sr.
Olive Branch, Miss.