

# 2021 MISSISSIPPI STATE BASEBALL

131 Seasons | 38 NCAA Tournament Appearances | 11 College World Series Appearances | 17 MLB First Round Draft Picks



## MARCH 19-21, 2021

### 2021 Schedule & Results

February (5-2)

State Farm College Baseball Showdown (Arlington, Texas; Globe Life Field)

20	vs. No. 9 Texas (1)	FloBaseball.tv	W, 8-3
21	vs. No. 10 TCU (1)	FloBaseball.tv	L, 2-3
22	vs. No. 3 Texas Tech (1)	FloBaseball.tv	W, 11-5
23	JACKSON STATE	SECN+	postponed
24	JACKSON STATE	SECN+	W, 7-3
26	TULANE	SECN+	L, 3-7
27	TULANE	SECN+	W, 9-5
28	TULANE	SECN+	W, 5-4

March (9-1)

Trustmark Park (Pearl, Miss.)

2	vs. Southern Miss (2)	--	W, 4-1
5	KENT STATE	SECN+	W, 8-3
6	KENT STATE	SECN+	L, 5-9
7	KENT STATE	SECN+	W, 13-0
9	GRAMBLING	SECN+	W, 10-0
10	LOUISIANA-LAFAYETTE	SECN+	W, 4-0
12	EASTERN MICHIGAN	SECN+	W, 14-0
13	EASTERN MICHIGAN	SECN+	W, 4-1
14	EASTERN MICHIGAN	SECN+	W, 4-1
16	SAMFORD	SECN+	W, 10-2
19	at No. 10 LSU *	SEC Network	6 p.m.
20	at No. 10 LSU *	SECN+	6:30 p.m.
21	at No. 10 LSU *	SECN+	2 p.m.
23	NORTH ALABAMA	SECN+	6:30 p.m.
26	ARKANSAS *	SECN+	6:30 p.m.
27	ARKANSAS *	SECN+	2 p.m.
28	ARKANSAS *	SEC Network	2 p.m.
30	MISSISSIPPI VALLEY STATE	SECN+	6:30 p.m.

April

1	KENTUCKY *	ESPN	6:30 p.m.
2	KENTUCKY *	SEC Network	6 p.m.
3	KENTUCKY *	SECN+	2 p.m.
6	SOUTHERN	SECN+	6:30 p.m.
9	at Auburn *	SECN+	6:30 p.m.
10	at Auburn *	SECN+	2 p.m.
11	at Auburn *	SEC Network	2 p.m.
13	ARKANSAS STATE	SECN+	6:30 p.m.
16	OLE MISS *	SEC Network	6 p.m.
17	OLE MISS *	SECN+	2 p.m.
18	OLE MISS *	SECN+	1 p.m.
20	UAB	SECN+	6:30 p.m.
23	at Vanderbilt *	SEC Network	7 p.m.
24	at Vanderbilt *	SEC Network	7 p.m.
25	at Vanderbilt *	SECN+	1 p.m.
30	TEXAS A&M *	SECN+	6:30 p.m.

May

1	TEXAS A&M *	SECN+	2 p.m.
2	TEXAS A&M *	SEC Network	2 p.m.
5	at The Citadel	--	6 p.m.
7	at South Carolina *	SECN+	6 p.m.
8	at South Carolina *	SECN+	3 p.m.
9	at South Carolina *	SEC Network	1 p.m.
11	UT MARTIN	SECN+	6:30 p.m.
13	MISSOURI *	ESPN	7:30 p.m.
14	MISSOURI *	SECN+	6:30 p.m.
15	MISSOURI *	SECN+	1 p.m.
18	JACKSONVILLE STATE	SECN+	6:30 p.m.
20	at Alabama *	SECN+	6 p.m.
21	at Alabama *	SECN+	6 p.m.
22	at Alabama *	SECN+	1 p.m.

All times central and subject to change

HOME GAMES IN BOLD CAPS | \* - Southeastern Conference game

(1) - Globe Life Field; Arlington Texas | (2) - Trustmark Park; Pearl, Miss.

### Mississippi State

Record (SEC): 14-3 (--)

H/A/N: 11-2 / -- / 3-1

Rankings: Baseball America - 2, CBN - 6  
D1Baseball - 3, NCBWA - 3  
Perfect Game - 3, USA Today - 3

Head Coach: Chris Lemonis

Record at MSU (Yrs.): 78-22 (3rd)

Career Record (Yrs): 219-113-2 (7th)

Batting Average: .279

Runs Per-Game: 7.1

Hits Per-Game: 9.2

Slugging Percentage: .427

ERA: 2.24

K's/BB Ratio: 4.14/1

Batting Average Against: .176

First Year of Baseball: 1885 (131st season)

Program Record: 2,718-1,583-29 (.631)

### LSU

Record (SEC): 14-3 (--)

H/A/N: 12-3 / 2-0 / --

Rankings: Baseball America - NR, CBN - 10  
D1Baseball - 19, NCBWA - 13  
Perfect Game - 13, USA Today - 15

Head Coach: Paul Mainieri

Record at LSU (Yrs.): 618-263-3 (15th)

Career Record (Yrs): 1,482-755-8 (39th)

Batting Average: .289

Runs Per-Game: 8.5

Hits Per-Game: 10.5

Slugging Percentage: .511

ERA: 3.85

K's/BB Ratio: 3.11/1

Batting Average Against: .232

### The Rotation

Friday, March 19, 2021

MSU: Christian MacLeod, LHP, Fr. (3Y) 1-1, 1.84 ERA

LSU: Jaden Hill, RHP, Jr. 2-1, 4.21 ERA

Saturday, March 20, 2021

MSU: Will Bednar, RHP, Fr. (2Y) 0-0, 0.00 ERA

LSU: Landon Marceaux, RHP, Jr. 2-0, 0.00 ERA

Sunday, March 21, 2021

MSU: Eric Cerantola, RHP, So. 0-1, 11.81 ERA

LSU: AJ Labas, RHP, R-Jr. 0-0, 3.10 ERA

### Gameday Information

#### No. 2 Mississippi State at No. 10 LSU

Alex Box Stadium (Baton Rouge, La.)

	Friday	Saturday	Sunday
First Pitch:	6 p.m. CT	6:30 p.m. CT	2 p.m. CT
TV:	SEC Network	--	--
Internet Stream:	SEC Network+	SEC Network+	SEC Network+
Radio:	MSU Radio Network (100.9 FM locally)	Local Only (100.9 FM)	MSU Radio Network (100.9 FM locally)
Audio Stream:	HailState.com/plus	HailState.com/plus	HailState.com/plus

### What's Inside

- Mississippi State held steady at No. 2 per Baseball America and sits among the top five in for the other five polls.  
**FULL POLLS ON PAGE 4**
- The Bulldogs are 12-2 in the last 14 regular season games against ranked opponents dating back to the 2019 season. That includes a 6-0 mark against top 10 teams.
- The Bulldogs will open the SEC slate on the road for the third time in the last five SEC seasons and the 46th time in 84 SEC seasons, including 22 of those at LSU.
- Mississippi State rode four straight shutouts from the no-hitter against Kent State on March 7 through the series opener against Eastern Michigan, marking the second-longest streak in program history behind the school-record five straight by the 1909 team.
- The four straight shutouts helped Mississippi State set the school record for consecutive shutout innings at 39. The previous record was 30 innings during the 1976 season.  
**MORE ON PAGE 10**

- Landon Sims** continues his dominant start to the 2021 season. In his last two appearances, he struck out eight batters over three innings to move his season total to 30 strikeouts in 11 2/3 innings of work. He has allowed one run (0.77 ERA) on just six hits. Of his 35 total outs available, Sims has fanned 30 of those batters to just three walks.
- Luke Hancock** hit two home runs against Samford and leads the team with five home runs and is tied with 18 RBIs. He is hitting .308 on the season with 15 walks and just three strikeouts.
- Tanner Allen** leads the team with 20 hits and 20 runs scored, along with a .308 batting average and a .400 on-base percentage.
- State has won 11 straight games against in-state opponents dating back to the 2019 season, including two in 2021.  
**MORE ON PAGE 8**
- For the seventh straight semester under head coach **Chris Lemonis**, the baseball program logged a GPA of 3.0 or better during the Fall 2020 term. The team compiled a 3.19 GPA, with 33 student-athletes earning a 3.0 GPA or better.

### What's Inside

P2	Roster & Quick Facts	P8-9	News & Notes	P12-13	The Last Time...
P3	Inside the Series/Probable Starters	8	Multi Games/Streaks	12	Home Run Tracker
P4	Head coach Chris Lemonis	9	State to The Show	13	Exit Velocities
P5	Dudy Noble Field	P10-11	Bump Day	P14-19	2021 Statistics
P6	SEC Update/National Polls	10	Honors Tracker	P15	Pen Production
P7	Mississippi State When.../How It Was Won	11	National Rankings		



## 2021 Roster

### Numerical

#	Name	Pos.	B/T	Ht.	Wt.	Cl./Exp.	Hometown/High School (Previous School)
2	KC Hunt	RHP	L/R	6-3	200	So./Fr.	Wycoff, N.J./Ramapo
3	Scotty Dubrule	IF	L/R	5-10	175	Gr./Sr.	Venice, Fla./Venice (Jacksonville)
4	Rowdey Jordan	OF	S/R	5-10	190	Sr./Jr.	Auburn, Ala./Auburn
5	Tanner Allen	OF	L/R	5-11	190	Sr./Jr.	Theodore, Ala./UMS- Wright Prep
6	Kamren James	IF	R/R	6-2	205	So./Fr.	Southaven, Miss./DeSoto Central
7	Brandon Smith	RHP	R/R	6-3	220	Jr./So.	Richland, Miss./Richland
8	Drew McGowan	OF	L/R	6-1	180	So./Fr.	Hopkinsville, Ky./University Heights Academy
10	Josh Hatcher	IF/OF	L/L	6-2	200	Sr./Jr.	Albany, Ga./Lee County
11	Kellum Clark	IF	L/R	6-4	205	Fr./Fr.	Brandon, Miss./Brandon
12	Davis Meche	IF	L/R	5-10	165	Fr./Fr.	Lake Charles, La./Barbe
13	Davis Rokose	LHP	L/L	6-0	205	So./Fr.	Johns Creek, Ga./Chattahoochee
14	Riley Self	RHP	R/R	6-4	230	Gr./Sr.	Coldwater, Miss./Magnolia Heights School
15	Cade Smith	RHP	L/R	6-1	190	Fr./Fr.	Southaven, Miss./DeSoto Central
17	Stone Simmons	RHP	R/R	6-4	235	So./Fr.	Houston, Texas/ The Kindaids School (Furman)
18	Chase Patrick	RHP	R/R	5-9	170	So./Fr.	Ellaville, Ga./Schley County (Chattahoochee C.C.)
19	Logan Tanner	C	R/R	6-0	230	So./Fr.	Lucedale, Miss./George County
20	Luke Hancock	C	L/R	5-11	195	Jr./So.	Houston, Miss./Houston
23	Landon Sims	RHP	R/R	6-2	235	So./Fr.	Cumming, Ga./South Forsyth
24	Will Bednar	RHP	R/R	6-2	235	So./Fr.	Valencia, Pa./Mars Area
25	Kyte McDonald	OF	R/R	5-10	180	So./Fr.	San Antonio, Texas/ Antonian
26	Xavier Lovett	RHP	R/R	5-11	185	So./Fr.	Houston, Texas/ Westfield
27	Jackson Fristoe	RHP	R/R	6-4	210	Fr./Fr.	Paducah, Ky./Paducah Tilghman
28	Christian MacLeod	LHP	L/L	6-4	220	Jr./Fr.	Huntsville, Ala./Huntsville
29	Carlisle Koestler	RHP	R/R	5-11	190	Gr./Sr.	Vicksburg, Miss./Warren Central (Southeastern Louisiana)
31	Tanner Leggett	IF	R/R	5-10	155	Sr./Jr.	Raymond, Miss./Central Hinds Academy (Northwest Mississippi C.C.)
32	Parker Stinnett	RHP	R/R	6-1	190	Jr./So.	Oxford, Miss./Oxford (Northwest Mississippi C.C.)
33	Brad Cumbest	OF	R/R	6-5	250	Jr./So.	Hurley, Miss./East Central
34	Shane Lewis	IF	S/R	6-0	200	Fr./Fr.	Vicksburg, Miss./Warren Central
35	Preston Johnson	RHP	R/R	6-4	250	Jr./So.	Crystal Springs, Miss./Copolah Academy (Hinds C.C.)
36	Brayland Skinner	OF	L/L	5-10	175	Sr./So.	Lake Cormorant, Miss./Lake Cormorant (Northwest Mississippi C.C.)
37	Eric Cerantola	RHP	R/R	6-5	225	Jr./So.	Oakville, Ontario/Ecole Secondaire Catholique Sainte-Trinite
38	Kole Alford	LHP	R/L	6-2	175	So./Fr.	McComb, Miss./North Pike Senior (Pearl River C.C.)
39	Mikey Tepper	RHP	L/R	6-0	210	Fr./Fr.	Fort Mill, S.C./Fort Mill
40	Jaxen Forrester	RHP	R/R	6-0	195	Sr./Jr.	Spanish Fort, Ala./Spanish Fort (East Mississippi C.C.)
43	Lane Forsythe	IF	R/R	5-10	170	Fr./Fr.	Humboldt, Tenn./Trinity Christian Academy
44	Kace Garner	C	R/R	6-1	195	Jr./So.	Brandon, Miss./ Northwest Rankin (Meridian C.C.)
45	Cam Tullar	LHP	R/L	6-1	215	Jr./So.	Brighton, Mich./Brighton (Wabash Valley (Ill.) College)
46	Austin Reed	OF	R/R	6-0	190	Fr./Fr.	Buckner, Ky./Oldham County
47	Drew Talley	RHP	R/R	6-3	220	Sr./Jr.	Huntsville, Ala./Huntsville (Wallace State C.C.-Hanceville)
48	Houston Harding	LHP	L/L	6-1	230	Sr./Jr.	Walls, Miss./Evangelical Christian School (Itawamba C.C.)
49	Corbin Grantham	OF	R/R	5-10	185	Fr./Fr.	Gainesville, Fla./Buchholz
50	Brandon Pimentel	IF/OF	L/L	6-3	220	Jr./So.	El Paso, Texas/Socorro (Howard C.C.)
51	Dylan Carmouche	LHP	S/L	6-5	225	Fr./Fr.	Denham Springs, La./LSU Laboratory
55	Spencer Price	RHP	R/R	6-2	235	Gr./Sr.	Olive Branch, Miss./DeSoto Central (Meridian C.C.)

22 Chris Lemonis - Head Coach (Third Season at Mississippi State, Sixth Overall; The Citadel, 1992)

21 Jake Gautreau - Assistant Coach (Fourth Season; Tulane, 2011)

42 Scott Foxhall - Assistant Coach (Third Season; College of Charleston, 2004)

0 Kyle Cheesebrough - Volunteer Assistant Coach (Third Season; Louisville, 2010)

### Alphabetical

#	Name	Pos.	B/T	Ht.	Wt.	Cl./Exp.
38	Alford, Kole	LHP	R/L	6-2	175	So./Fr.
5	Allen, Tanner	OF	L/R	5-11	190	Sr./Jr.
24	Bednar, Will	RHP	R/R	6-2	235	So./Fr.
51	Carmouche, Dylan	LHP	S/L	6-5	225	Fr./Fr.
37	Cerantola, Eric	RHP	R/R	6-5	225	Jr./So.
0	Cheesebrough, Kyle	Assistant Coach				
11	Clark, Kellum	IF	L/R	6-4	205	Fr./Fr.
33	Cumbest, Brad	OF	R/R	6-5	250	Jr./So.
3	Dubrule, Scotty	IF	L/R	5-10	175	Gr./Sr.
40	Forrester, Jaxen	RHP	R/R	6-0	195	Sr./Jr.
43	Forsythe, Lane	IF	R/R	5-10	170	Fr./Fr.
42	Foxhall, Scott	Assistant Coach				
27	Fristoe, Jackson	RHP	R/R	6-4	210	Fr./Fr.
44	Garner, Kace	C	R/R	6-1	195	Jr./So.
21	Gautreau, Jake	Assistant Coach				
49	Grantham, Corbin	OF	R/R	5-10	185	Fr./Fr.
20	Hancock, Luke	C	L/R	5-11	195	Jr./So.
48	Harding, Houston	LHP	L/L	6-1	230	Sr./Jr.
10	Hatcher, Josh	IF/OF	L/L	6-2	200	Sr./Jr.
2	Hunt, KC	RHP	L/R	6-3	200	So./Fr.
6	James, Kamren	IF	R/R	6-2	205	So./Fr.
35	Johnson, Preston	RHP	R/R	6-4	250	Jr./So.
4	Jordan, Rowdey	OF	S/R	5-10	190	Sr./Jr.
29	Koestler, Carlisle	RHP	R/R	5-11	190	Gr./Sr.
31	Leggett, Tanner	IF	R/R	5-10	155	Sr./Jr.
22	Lemonis, Chris	Head Coach				
34	Lewis, Shane	IF	S/R	6-0	200	Fr./Fr.
26	Lovett, Xavier	RHP	R/R	5-11	185	So./Fr.
28	MacLeod, Christian	LHP	L/L	6-4	220	Jr./Fr.
25	McDonald, Kyte	OF	R/R	5-10	180	So./Fr.
8	McGowan, Drew	OF	L/R	6-1	180	So./Fr.
12	Meche, Davis	IF	L/R	5-10	165	Fr./Fr.
18	Patrick, Chase	RHP	R/R	5-9	170	Sr./Jr.
50	Pimentel, Brandon	IF/OF	L/L	6-3	220	Jr./So.
55	Price, Spencer	RHP	R/R	6-2	235	Gr./Sr.
46	Reed, Austin	OF	R/R	6-0	190	Fr./Fr.
13	Rokose, Davis	LHP	L/L	6-0	205	So./Fr.
14	Self, Riley	RHP	R/R	6-4	230	Gr./Sr.
17	Simmons, Stone	RHP	R/R	6-4	235	So./Fr.
23	Sims, Landon	RHP	R/R	6-2	235	So./Fr.
36	Skinner, Brayland	OF	L/L	5-10	175	Sr./So.
7	Smith, Brandon	RHP	R/R	6-3	220	Jr./So.
15	Smith, Cade	RHP	L/R	6-1	190	Fr./Fr.
32	Stinnett, Parker	RHP	R/R	6-1	190	Jr./So.
47	Talley, Drew	RHP	R/R	6-3	220	Sr./Jr.
19	Tanner, Logan	C	R/R	6-0	230	So./Fr.
39	Tepper, Mikey	RHP	L/R	6-0	210	Fr./Fr.
45	Tullar, Cameron	LHP	R/L	6-1	215	Jr./So.

### Pronunciation Guide

Dylan Carmouche	car-MOO-sh
Eric Cerantola	Sare-an-TOE-la
Scotty Dubrule	Duh-bruul
Jaxen Forrester	Jackson Forest-er
Jake Gautreau	Go-TRO (long o)
Rowdey Jordan	Rouw-D
Carlisle Koestler	Car-lie-ul Kess-lur
Chris Lemonis	Luh-MOE-niss
Xavier Lovett	Pronounce the X
Christian MacLeod	Mc-CLOUD
Davis Meche	Mesh
Brandon Pimentel	Pim-in-tell
Davis Rokose	Row-cohs
Mikey Tepper	Mike-EE
Cameron Tullar	TUH-lur

### Program Quick Facts

#### School Information

Location	Starkville, Mississippi
Founded	1878
Enrollment	22,226
President	Dr. Mark E. Keenum
Faculty Representative	Dr. Steven Turner
Director of Athletics	John Cohen
Twitter	@JohnCohenAD
Affiliation	NCAA Division I
Conference	Southeastern - Western Division
Nickname	Bulldogs
Colors	Maroon and White

#### Stadium

Name	Dudy Noble Field, Polk-DeMent Stadium
Capacity	15,000+
Field Dimensions	Left-330, Left Center-385, Center-400, Right Center-380, Right-305

#### 2020 Team Information

Overall Record (SEC; Finish)	12-4 (--)
Home/Away/Neutral	10-2/1-2/2-0
Postseason	--
Lettermen Returning/Lost	24/7
Position Starters Returning/Lost	8/2
Pitchers Returning/Lost	12/2
Newcomers	19 (10 Freshmen, 9 Transfers)

#### Program Information

First Year of Baseball	1885 (131st season)
First Year in SEC	1933 (Charter Member)
All-Time Record (Win %)	2,718-1,583-29 (.631)
All-Time SEC Record (Win %)	959-822-3 (.539)
SEC Championships (Last)	11 (2016)
SEC Tournament Championships (Last)	7 (2012)
NCAA Tournaments (Last)	38 (2019)
NCAA Super Regionals (Last)	9 (2019)
College World Series (Last)	11 (2019)

## Scorecard Summaries

2021 statistics listed | Probable starters based on previous games

Pos.	Name	Elg.	B/T	Ht./Wt.	Avg.	R	H	RBI	Notes
C	Logan Tanner	Fr. (2Y)	R/R	6-0/230	.296	11	16	11	First collegiate hit was a home run; Drove in the game-tying run vs. Tulane (2/27) in the ninth inning
1B	Josh Hatcher	Jr.	L/L	6-2/195	.259	9	15	7	Owens 105 career starts; Career-long 14-game reached base streak ended vs. Southern Miss on March 3
2B	Scotty Dubrule	Gr.	L/R	5-10/175	.276	15	16	10	NCAA active career leader in games played (214), hits (265) and at-bats (829); Drove in go-ahead run vs. No. 3 Texas Tech in eighth inning
SS	Lane Forsythe	Fr.	R/R	5-10/170	.364	8	8	2	Made first career start against Kent State (3/7) and reached base three times (2 singles, 1 HPB); Capped no-hitter with over-the-shoulder grab for final out
3B	Kamren James	Fr. (2Y)	R/R	6-2/205	.286	13	18	18	Was 4-for-5 with a HR and three RBIs against Jackson State (2/24)
LF	Drew McGowan	Fr. (2Y)	R/R	6-1/180	.160	4	4	3	Posted his first multi-hit game vs. Texas (2/20) in a season-opening start at the State Farm College Baseball Showdown
--or--	Brad Cumbest	So.	R/R	6-3/220	.318	5	7	2	Went 3-for-3 against Grambling with three runs scored
CF	Rowdey Jordan	Jr.	S/R	5-10/190	.239	15	16	12	Drove in his 100th career RBI against Kent State (3/7); Made 146 career starts in the outfield
RF	Tanner Allen	Jr.	L/R	5-11/190	.308	20	20	16	Looking to become the 41st Diamond Dawg to reach the 200-hit mark as he currently has 195 career hits; Career .315 hitter
DH	Luke Hancock	So.	L/R	5-11/195	.308	11	16	18	Hit walk-off grand slam in middle game vs. Tulane (2/27); Hit two home runs against Samford (3/16); Career on-base percentage of .488

## Pitching Probables

\* - Game started



28 | Christian MacLeod | Fr. (3Y) | LHP



24 | Will Bednar | Fr. (2Y) | RHP



37 | Eric Cerantola | So. | RHP

### Quick Stats

	W-L	ERA	BAA	IP	SO/BB
2021	1-1	1.84	.246	14.2	28/6
Career	5-1	1.26	.180	35.2	63/12

### Last Three Appearances

2/26/21	Tulane *	L, 3-7
4.0 IP, 3 H, 3 R, 0 ER, 2 BB, 6 K (Loss)		
3/5/21	Kent State *	W, 8-3
1.2 IP, 4 H, 3 R, 2 ER, 3 BB, 4 K (ND)		
3/12/21	Eastern Michigan *	W, 14-0
5.0 IP, 1 H, 1 BB, 11 K (Win)		

### Quick Stats

	W-L	ERA	BAA	IP	SO/BB
2021	0-0	0.00	.095	7.0	14/--
Career	0-0	1.21	.143	22.1	37/6

### Last Three Appearances

3/5/21	Kent State	W, 8-3
1.0 IP, 2 K (ND)		
3/9/21	Grambling *	W, 10-0
2.0 IP, 1 H, 5 K (ND)		
3/14/21	Eastern Michigan	W, 4-1
4.0 IP, 1 H, 7 K (ND)		

### Quick Stats

	W-L	ERA	BAA	IP	SO/BB
2021	0-1	6.97	.256	10.1	12/7
Career	4-2	4.50	.223	42.0	55/29

### Last Three Appearances

2/27/21	Tulane *	W, 9-5
2.1 IP, 4 H, 3 R, 3 ER, 3 BB, 3 K (ND)		
3/6/21	Kent State *	L, 5-9
3.0 IP, 5 H, 4 R, 4 ER, 4 BB, 4 K (Loss)		
3/5/21	Kent State *	W, 4-1
5.0 IP, 1 H, 1 R, 1 ER, 5 K (ND)		

## Career Situational Statistics

### Runners On Base (H-AB)

Name	'18	'19	'20	'21	Total	Avg.
Allen, Tanner	48-143	55-152	5-16	12-37	120-348	.345
Clark, Kellum	--	--	--	0-2	0-2	--
Cumbest, Brad	--	11-28	1-8	2-11	14-47	.298
Dubrule, Scotty	--	--	--	11-29	11-29	.379
Forsythe, Lane	--	--	--	4-11	4-11	.364
Garner, Kace	--	--	--	1-5	1-5	.200
Hancock, Luke	--	8-18	3-11	12-29	23-58	.397
Hatcher, Josh	19-92	20-56	6-28	9-29	54-205	.263
James, Kamren	--	--	10-29	11-34	21-63	.333
Jordan, Rowdey	34-102	44-142	7-21	7-31	92-296	.311
Leggett, Tanner	--	--	1-7	1-8	2-15	.133
McDonald, Kyte	--	--	--	2-4	2-4	.500
McGowan, Drew	--	--	0-4	3-16	3-20	.150
Meche, Davis	--	--	--	1-3	1-3	.333
Pimentel, Brandon	--	--	8-30	2-4	10-34	.294
Skinner, Brayland	--	--	--	1-2	1-2	.500
Tanner, Logan	--	--	5-23	7-23	12-46	.261
<b>TOTAL</b>					<b>371-1,188</b>	<b>.312</b>

### Runners in Scoring Position (H-AB)

Name	2018	2019	2020	2021	Total	Avg.
Allen, Tanner	26-92	36-101	3-9	8-22	73-224	.326
Clark, Kellum	--	--	--	0-2	0-2	--
Cumbest, Brad	--	6-17	0-4	1-7	7-28	.250
Dubrule, Scotty	--	--	--	6-15	6-15	.400
Forsythe, Lane	--	--	--	1-5	1-5	.200
Garner, Kace	--	--	--	1-4	1-4	.250
Hancock, Luke	--	9-25	2-6	8-20	19-51	.373
Hatcher, Josh	9-52	15-34	3-17	3-13	30-116	.259
James, Kamren	--	--	7-16	8-20	15-36	.417
Jordan, Rowdey	17-57	28-82	5-13	5-25	55-177	.311
Leggett, Tanner	--	--	0-3	0-6	0-9	--
McDonald, Kyte	--	--	--	1-3	1-3	.333
McGowan, Drew	--	--	0-1	2-8	2-9	.222
Meche, Davis	--	--	--	0-1	0-1	--
Pimentel, Brandon	--	--	5-16	2-3	7-19	.368
Skinner, Brayland	--	--	--	1-2	1-2	.500
Tanner, Logan	--	--	3-15	6-15	9-30	.300
<b>TOTAL</b>					<b>227-731</b>	<b>.311</b>

## Inside The Series

### Scouting The Opponent

- LSU enters SEC play with a 15-3 overall record and have won six straight games since losing the series finale to Oral Roberts. The Tigers are 13-3 at home and 2-0 on the road.
- Offensively, the Tigers are hitting .289 with a .391 on-base percentage. Of the 188 hits, 70 of those have gone for extra bases, including 35 home runs.
- LSU lead the NCAA with 155 runs scored in 2021
- The pitching staff is limiting the opposition to a .232 batting average and allowing 4.6 runs per game. Tiger pitchers are one of nine pitching staffs averaging 10 strikeouts per game, entering the weekend at 10.6 strikeouts per nine innings.
- Cade Doughty ranks No. 3 nationally in home runs (8), No. 4 in RBIs (25) and No. 5 in total bases (46).
- Landon Marceaux has not allowed an earned run in 23 innings of work this season over four starts. He has 32 strikeouts to just three walks and limits opposing hitters to a .150 batting average against.

### Series Notes

- Mississippi State and LSU have met 402 times prior to this weekend's three-game series in Starkville, with MSU owning a 214-187-1 edge on the all-time ledger.
 

Overall	Mississippi State leads 214-187-1
at Mississippi State	Mississippi State leads 115-75-1
at LSU	LSU leads 100-86
Neutral Site	Mississippi State leads 13-12
SEC Tournament	Tied 10-10
NCAA Postseason	LSU leads 3-0
- The first meeting between the two programs came in 1907, with LSU taking two of three games in Starkville.
- Each team has four winning streaks in the series of at least seven games, with Mississippi State owning the longest winning streak at nine games (1911-1915).
- A tie in 1917 was followed by two more Bulldog wins, making it a 12-game unbeaten streak.
- LSU's longest winning streak has been eight games on three occasions, winning all eight games in 1975, claiming eight straight between 1991 and 1992 and running off eight-straight wins from April 24, 2016-March 29, 2018.

### Series History

#### Since 2014 (25 games)

5/24/19	Hoover, Ala. #	L, 2-12 (7)
5/22/19	Hoover, Ala. #	W, 6-5 (17)
3/30/19	Starkville	L, 2-11
3/29/19	Starkville	L, 5-10
3/28/19	Starkville	W, 6-5
5/25/2018	Hoover, Ala. #	L, 5-8
3/31/2018	Baton Rouge	L, 0-4
3/30/2018	Baton Rouge	W, 4-1
3/29/2018	Baton Rouge	L, 1-10
6/11/2017	Baton Rouge !	L, 4-14
6/10/2017	Baton Rouge !	L, 3-4
5/20/2017	Starkville	L, 7-11
5/19/2017	Starkville	L, 5-11
5/18/2017	Starkville	L, 1-3
5/26/2016	Hoover, Ala. #	L, 2-6
5/26/2016	Hoover, Ala. #	L, 2-6
4/24/2016	Baton Rouge	L, 8-11
4/23/2016	Baton Rouge	W, 2-1
4/22/2016	Baton Rouge	W, 12-8
5/2/2015	Starkville	W, 8-7 (12)
5/1/2015	Starkville	L, 4-11
4/30/2015	Starkville	L, 3-5 (14)
4/6/2014	Baton Rouge	L, 4-17
4/5/2014	Baton Rouge	L, 1-2
4/4/2014	Baton Rouge	L, 0-3

! - NCAA Super Regional | # - SEC Tournament





## 22 | CHRIS LEMONIS

Head Coach | Myrtle Beach, S.C.

Third Season at Mississippi State  
(Seventh Overall)



After arguably the most successful first year by a Southeastern Conference head baseball coach in conference history, Chris Lemonis begins his third season as the leader of the Mississippi State baseball program.

The 18th head coach in the storied history of the program, a journey of nearly 40 years came full circle when he was introduced on June 25, 2018 on Adkerson Plaza inside Dudy Noble Field. The son of a 1973 State graduate, Lemonis resided in Starkville as a child and now leads one of the perennial powerhouses in college baseball.

In his first season at the helm of the Diamond Dawgs, Lemonis became the winningest first-year head coach in SEC history and in the process led the 2019 edition to the second-most victories in program history at 52 (54; 1989). The 40 victories over MSU's first 50 games marked the third-most in the first 50 games of a season in program history and set the tone for State's second straight trip to the College World Series.

Lemonis became one of just three SEC head coaches to advance to the College World Series in their inaugural season in the conference, joining Jake Gibbs (Ole Miss, 1972) and fellow Diamond Dawg skipper Pat McMahon (Mississippi State, 1998).

Over his first two seasons, five Diamond Dawgs earned All-America honors and a trio of pitchers have garnered national specialty awards. Left-handed pitcher Ethan Small was tabbed the 2019 National Pitcher of the Year (College Baseball Foundation; American Baseball Coaches Association), while right-handed pitcher JT Ginn (2019) and left-handed pitcher Christian MacLeod (2020) earned back-to-back National Freshman of the Year honors. Ginn and Small each earned specialty awards from the SEC, as well, grabbing the conference's Freshman and Pitcher of the Year, respectively, in 2019.

After a school-record-tying 11 Diamond Dawgs heard their names called in the 2019 Major League Baseball First Year Player Draft, State tied for the most players drafted in the first two rounds of the 2020 MLB event. Small became the 15th Diamond Dawg taken in the first round of the MLB Draft in 2019, while Justin Foscue and Jordan Westburg each went in the first round of the 2020 event.

Owning a head coaching record of 205-110-2, Lemonis was also a part of nearly 800 wins as an assistant coach and three trips to the College World Series. During his time at Indiana, Lemonis' teams averaged 35.3 wins per season, including a 40-win campaign during his final season in Bloomington. He averaged 39.2 victories per year during his career in an assistant role (784 wins), bolstered by a 44.9 wins-per-season average at Louisville. The Cardinals were college baseball's winningest program during that eight-year span and made the program's first three trips to Omaha.

Lemonis not only understands what it takes to get to Omaha as a coach but also as a student-athlete. A 1992 graduate of The Citadel, Lemonis added a 1990 appearance in the College World Series as a student-athlete. The appearance makes The Citadel one of just three schools in Southern Conference history (Duke, Wake Forest) and only current member of the conference to advance to Omaha.

One of the top recruiters and player development coaches in the country, Lemonis has seen success at every coaching stop. After helping his alma mater, The Citadel, to five NCAA Regional appearances in 12 seasons as an assistant coach, Lemonis joined college teammate Dan McDonald's staff at Louisville and quickly turned the Cardinals into a consistent Omaha contender.

After helping Louisville to seven postseason berths in eight years, the 2013 American Baseball Coaches Association/Baseball America Assistant Coach of the Year headed to Indiana to take his first head coaching job with the Hoosier program in 2015.

In each of his head coaching stops, Lemonis has led his team to the NCAA postseason in his first season at the helm. He helped the Hoosiers into the NCAA Tournament field during his initial season in Bloomington, before he guided Mississippi State to the College World Series in 2019 — his first season in Starkville.

Overall, Lemonis enters his 27th season as a collegiate coach in 2021, making one College World Series appearance as a head coach, taking three trips to Omaha as an assistant, earning 16 NCAA tournament berths and aiding in four 50-win seasons. His pupils have earned 30 All-America honors, 15 Freshman All-America laurels and 82 have signed professional baseball contracts, with 17 getting the call up to Major League Baseball.

### RECRUITING AND DEVELOPMENT

Widely regarded as one of the elite recruiters and developers of talent in all of college baseball, a total of 95 student-athletes have been selected in the Major League Baseball Draft under Lemonis' watch, with 17 of those reaching the highest level of professional baseball.

Since arriving at Louisville for the 2006-07 academic year, Lemonis has been a part of 13 nationally-ranked recruiting classes, including his first three classes at MSU. His initial Bulldog recruiting class was tabbed as the No. 12 class nationally by Baseball America and Perfect Game, while it earned the No. 9 ranking from Collegiate Baseball Newspaper. In 2019, he and his staff brought in another top-10 ranked class, finishing as high as No. 6 by Baseball America.

Over his first two seasons in Starkville, Lemonis has tutored 14 picks in the MLB First Year Player Draft, including three first rounders and one second rounder. Sixteen of Lemonis' Indiana players were taken in the MLB Draft in his final four years in Bloomington and 14 signed professional contracts. He also recruited and coached nine of the Hoosier's school-record 10 MLB Draft choices in 2019.

From 2007-14, Lemonis saw seven-straight classes ranked among the top-30 nationally, including the No. 12 national class for the 2011 recruiting cycle. In 2017, Baseball America revisited the Cardinals' 2013 class, re-ranking it No. 2 in the nation after the on-field success under Lemonis' watch. In 2018, the publication tabbed an un-ranked 2014 recruiting class — which included 2015 National Freshman of the Year and 2017 Golden Spikes Award winner Brendan McKay — as the No. 1 class in the publication's re-rankings.

Lemonis mentored and or recruited 47 student-athletes that signed professional contracts after being selected in the MLB Draft during his eight years as the top assistant and recruiting coordinator at Louisville, including a school-record 10 selections in the 2010 MLB Draft. He helped produce 10 first or second round draft choices over a seven-year span. To date, 15 Cardinals who were recruited by and played for Lemonis have gone on to reach the big leagues. Those players include Nick Burdi, Adam Duvall, Chris Dominguez, Cody Ege, Adam Engel, Chad Green, Dean Kiekhefer, Matt Koch, Trystan Magnuson, Justin Marks, Kyle McGrath, Brendan McKay, B.J. Rosenberg, Nick Solak and Tony Zych. Over \$28 million in signing bonuses were accrued by Lemonis' Louisville draftees.

### MISSISSIPPI STATE

Inheriting a team that is coming off of a trip to the College World Series doesn't always translate into immediate success, but Lemonis was able to build off that momentum as he began writing his chapter in Mississippi State history.

The 2020 squad was off to a 12-4 start with two wins each over Oregon State and No. 2 Texas Tech, before the season was shut down due to the COVID-19 pandemic. Though many publications didn't hand out postseason honors, Collegiate Baseball Newspaper tabbed left-handed pitcher Christian MacLeod the Co-National Freshman of the Year.

Along with the second-most single-season victories (52) during the 2019 season, his team also posted the second-best 20-, 30- and 40-game starts (18-2, 25-5, 32-8) in program history. He joined Pat McMahon as the only two Diamond Dawg dugout bosses to lead the program to the College World Series in their initial campaign and his 52 wins were the most by a first-year SEC head coach in the conference's history.

State saw four student-athletes earn first-team All-SEC, tying for the fourth-most selections in a single season in program history behind the five selections in 1949, 1971 and 1977. Ethan Small posted one of the most dominant seasons on the mound in program history, leading the nation in strikeouts and earning National and Southeastern Conference Pitcher of the Year honors. Right-handed pitcher JT Ginn was tabbed National Freshman of the Year and Southeastern Conference Freshman of the Year.

Along with Small, Tanner Allen, Justin Foscue and Jake Mangum each earned top honors from the SEC, and Foscue, Mangum and Small each grabbed at least one first-team All-America honor. Small became Mississippi State's seventh unanimous first-team All-American, joining Jeff Brantley (1985) and Chris Stratton (2012) as the only pitchers to accomplish the feat.

On the team side of things, State's offense led the nation in doubles to mark the first time in program history the Diamond Dawgs led the NCAA in an offensive or pitching category. The 166 doubles set a school record and rank No. 4 all-time in SEC history.

### Personal

<b>Hometown:</b>	Myrtle Beach, S.C.
<b>Wife:</b>	Jill
<b>Children:</b>	Marissa & Mackenzie
<b>College:</b>	The Citadel, 1992

### Coaching Career

2019-	Mississippi State Head Coach
2015-18	Indiana Head Coach
2007-14	Louisville Assistant Coach
2003-06	The Citadel Associate Head Coach
1995-2002	The Citadel Assistant Coach

### Lemonis Year-by-Year

As a Head Coach		* - NCAA postseason canceled	
School	Record	Postseason	
2021	Mississippi State 14-3	---	
2020 *	Mississippi State 12-4	***	
2019	Mississippi State 52-15	College World Series	
2018	Indiana 40-19	NCAA Regional	
2017	Indiana 34-24-2	NCAA Regional	
2016	Indiana 32-24	--	
2015	Indiana 35-24	NCAA Regional	
<b>Totals</b>	<b>7th Season 219-113-2</b>	<b>4 NCAA Regionals</b>	
		<b>1 Super Regional, 1 College World Series</b>	

As an Assistant Coach			
2014	Louisville 50-17	College World Series	
2013	Louisville 51-14	College World Series	
2012	Louisville 41-22	NCAA Regional	
2011	Louisville 32-29		
2010	Louisville 50-14	NCAA Regional	
2009	Louisville 47-18	NCAA Super Regional	
2008	Louisville 41-21	NCAA Regional	
2007	Louisville 47-24	College World Series	
2006	The Citadel 34-27		
2005	The Citadel 25-34		
2004	The Citadel 39-28	NCAA Regional	
2003	The Citadel 32-25		
2002	The Citadel 31-26		
2001	The Citadel 38-24	NCAA Regional	
2000	The Citadel 39-20		
1999	The Citadel 41-20	NCAA Regional	
1998	The Citadel 37-24	NCAA Regional	
1997	The Citadel 37-21		
1996	The Citadel 33-26		
1995	The Citadel 39-21	NCAA Regional	
<b>Totals</b>	<b>20 Seasons 784-455</b>	<b>15 NCAA Regionals</b>	
		<b>Four NCAA Super Regionals, Three College World Series</b>	



@HailStateBB | #HailState



## Dudy Noble Field

### Biography

The largest on-campus facility in college baseball, Dudy Noble Field hosted its 54th season of Mississippi State baseball at the current site in 2020. With over 1,600 games played at the venue, the Diamond Dawgs own a .730 winning percentage at the facility, which recently received a \$68-million upgrade.

The field is named in honor of longtime MSU baseball coach, athletics director and ABCA Hall of Famer Clarke Randolph "Dudy" Noble. On April 27, 1998 the facility was renamed Dudy Noble Field, Polk-DeMent Stadium, honoring another ABCA Hall of Famer, former Bulldog skipper Ron Polk, and the late Gordon DeMent, a successful businessman and longtime fan of the Diamond Dawgs from Indianola, Mississippi.

### The Origin

From 1929 until 1964, Mississippi State hosted its baseball games at the original on-campus venue, Hardy Field, which was located several hundred yards to the south of the Bulldogs' home football venue, Davis Wade Stadium at Scott Field. The baseball field was closed following the 1964 season to make way for the construction of Dorman Hall and for the next two seasons the Diamond Dawgs played their home games at Redbird Park in Columbus, Mississippi, capturing SEC titles both seasons at their temporary home.

The tin-roofed grandstand and 2,000-seat bleachers from the original Dudy Noble Field were transported to the stadium's present site, which became playable for the 1967 campaign. Since that time, facility enhancements have followed at a steady pace to make the "Carnegie Hall of College Baseball" one of the finest all-around facilities on the road to Omaha. Among with numerous upgrades, the current site has seen two complete demolitions and reconstructions, the latest occurring during a three-year span (2017-19) and opening prior to the start of the 2019 campaign.

### Leading the Attendance Boom

With a laundry list of legendary names on its all-time roster, it comes as no surprise that Mississippi State ranks among the nation's attendance leaders year in and year out. The Dudy Noble Field faithful have sold out the reserved seating allotment every season since 1987.

Along with routinely hosting some of the largest crowds in the SEC, ten of the last 12 three-day Super Bulldog Weekend series have drawn more than 25,000 fans.

MSU eclipsed the 200,000 mark in paid attendance at Dudy Noble Field for six-straight seasons between 2012-17, marking the first such occurrence in the program's history. In 2013, the Diamond Dawgs' five-millionth fan walked through the turnstiles at Dudy Noble Field. Since home attendance figures were charted starting in 1976, the "Carnegie Hall of College Baseball" has seen 6,720,459 fans rush through the gates.

In 20 of the last 21 seasons, Mississippi State has averaged 6,000 fans per game, including a record average of 8,899 during the 2019 campaign. Overall, State has eclipsed the 200,000-fan mark 12 times since 2002, with a school-record 373,784 viewing the 2019 home schedule.

Of the top 25 all-time college baseball on-campus attendances, Dudy Noble Field finds itself on the list 19 times, most notably owning the all-time on-campus attendance record of 15,586 on April 12, 2014. The Bulldogs own 15 of the top 16 marks in NCAA on-campus history and are the only NCAA baseball program to boast on-campus attendances of 14,000 or more. The five largest NCAA Super Regional crowds have all assembled in Starkville, Mississippi, as well.

From April 11-13, 2014, the Bulldog faithful flooded the gates at Dudy Noble Field to the tune of 39,181 fans for a three-game series versus Ole Miss. The nearly 40,000 fans on the weekend set an NCAA on-campus attendance record for a three-game series.

Dudy Noble Field has ushered in crowds of 10,000 or better 61 times, including 2007 NCAA Super Regional-record draws of 13,715 and 12,620 for nationally-televised, late-morning games against Clemson. In 2019, the first season of the "New Dude," the Diamond Dawgs garnered crowds of 10,000-plus a school-record 10 times.

Mississippi State has hosted 25 postseason events at the facility, including three NCAA District III Tournaments (1973-75), five SEC tournaments (1979, 81, 83, 88 & 95), 15 NCAA Regionals (1979, 84-85, 87-89, 90, 92, 97, 2000, 03, 13, 16 & 19) and three NCAA Super Regionals (2007, 16 & 19).

### The Left Field Lounge

The aura of Mississippi State baseball at Dudy Noble Field is certainly not confined to the loyal legions in the impressive grandstand, pro-style luxury sky suites or luxurious Left Field Lofts.

In fact, some of the more highly-prized seats at Bulldog baseball games are found beyond the outfield fence in the Left Field Lounge™. Waiting lists greet those seeking to purchase one of the 96 outfield lounges in the iconic two-level outfield tailgate.

Once a colorful assortment of pickup trucks, motor homes, and trailers — most equipped with grills — lined the outfield fence, completing a circle of humanity at Dudy Noble Field. Now, the permanent lounge spaces are connected to the concourse, allowing everyone to stroll through and experience the iconic lounge culture.

What began in the late 1960s as a popular gathering spot for baseball-loving MSU supporters now forms college baseball's largest tailgate party.

### The "New Dude"

The second demolition at the current site occurred following the 2017 season and the \$68 million facility opened its gates for the 2019 campaign. Architect Wier Boerner Allin, along with consultants Populous and famed stadium architect/State alum Janet Marie Smith designed the project, while construction manager ICM and general contractor JESCO Construction, Inc. oversaw the construction.

Covering 12 acres of land on the Mississippi State University campus, the 230,000 square foot facility carries on Dudy Noble Field's legacy as the "Carnegie Hall of College Baseball." Installation of the second largest scoreboard in college baseball, measuring 43 feet wide by 60 feet high, started the project in 2017. The board, which was the largest in college baseball upon installation, is larger than boards owned by three Major League Baseball teams. The addition of 96 permanent Left Field Lounge rigs encircling the outfield followed during the fall of 2018.

The concourse and lower-level grandstands were in place for the 2018 season, with the Diamond Suites, upper-deck reserved seating area and three unique club areas — Farm Bureau Triple Crown Club, Charlie and Dana Stephenson Omaha Club and The Rooftop Club — were completed prior to the 2019 campaign. The newest version of Dudy Noble Field also features increased restroom facilities and concession points of sale.

The player spaces also received an upgrade, expanding to cover 18,000 square feet underneath the facility. The fully-equipped Bruce and Julie Martin Locker Room includes an embedded equipment room, houses 40 wooden lockers and features an oversized, dimensional halo-lit '85 Script Mississippi State sign suspended overhead in the middle of the room.

The more spacious locker room includes an attached training room with whirlpool and fully-functional fueling station. The Mitch Moreland Hitting Tunnel, which is equipped with HitTrax, and Turner & Gloria Wingo Team Lounge are easily accessed from the home dugout, with the eye-popping player entrance and Hassell H. Franklin Omaha Room greeting players as they enter the facility. The Pat McMahon Pitching Lab is also housed under the stadium, featuring arm care and conditioning equipment, one oversized turfed mound with three pitching rubbers and state of the art video equipment.

### Top-25 Crowds

	Attendance	Opponent	Date
1.	15,586 *	Ole Miss	April 12, 2014
2.	15,078	Texas A&M	April 16, 2016
3.	14,991	Florida	April 22, 1989
4.	14,562	Auburn	April 20, 2013
5.	14,378	LSU	April 16, 1988
6.	13,761	Arkansas	April 25, 1992
7.	13,715 ^	Clemson	June 9, 2007
8.	13,691	Kentucky	April 8, 2017
9.	13,617	Georgia	April 8, 2006
10.	13,452 ^	Arizona	June 11, 2016
11.	13,224	Ole Miss	April 11, 2014
12.	13,132 ^	Stanford	June 8, 2019
13.	13,123	Ole Miss	April 15, 2000
14.	13,004	Florida	April 18, 2015
15.	12,913 ^	Arizona	June 10, 2016
16.	12,708	Auburn	April 24, 1993
17.	12,620 ^	Clemson	June 8, 2007
18.	12,360	Georgia	April 6, 2002
19.	12,343	Auburn	March 23, 2019
20.	12,034	Oregon State	February 22, 2020
21.	11,763	Auburn	April 12, 2003
22.	11,648	LSU	March 30, 2019
23.	11,597 ^	Stanford	June 9, 2019
24.	11,515	Ole Miss	April 2, 2016
25.	11,511	Central Michigan	June 1, 2019

\* - NCAA on-campus attendance record

^ - NCAA Regional

# - NCAA Super Regional

**NOTE:** Mississippi State owns 61 crowds of 10,000-plus in the history of the program. The top seven (7) crowds in Dudy Noble Field history are also the top seven (7) on-campus crowds in NCAA history.





## SEC Update

### Standings

Western Division										
SEC	Pct.	GB	Division	Overall	Pct.	Home	Away	Neutral	L10	Streak
Arkansas	--	--	--	12-2	.857	7-1	2-1	3-0	8-2	L2
LSU	--	--	--	15-3	.833	13-3	2-0	--	8-2	W6
Mississippi State	--	--	--	14-3	.824	11-2	--	3-1	9-1	W7
Alabama	--	--	--	14-3	.824	11-2	3-1	--	8-2	W2
Texas A&M	--	--	--	15-4	.789	12-3	1-0	2-1	10-0	W11
Ole Miss	--	--	--	13-4	.765	10-3	0-1	3-0	8-2	L2
Auburn	--	--	--	11-5	.688	8-3	2-0	1-2	6-4	W1
Eastern Division										
SEC	Pct.	GB	Division	Overall	Pct.	Home	Away	Neutral	L10	Streak
Vanderbilt	--	--	--	13-2	.867	11-1	2-1	--	9-1	W1
Tennessee	--	--	--	15-3	.833	11-2	4-1	--	9-1	W4
Georgia	--	--	--	13-3	.813	12-2	1-1	--	8-2	W6
Kentucky	--	--	--	11-3	.786	11-3	--	--	7-3	L1
South Carolina	--	--	--	11-4	.733	8-1	2-3	1-0	6-4	L4
Florida	--	--	--	13-5	.722	12-4	1-1	--	7-3	L1
Missouri	--	--	--	7-10	.412	2-2	5-4	0-4	4-6	W2

### Schedule/Results

#### Tuesday, March 16

Murray State 13, at Kentucky 8  
Auburn 9, at Lipscomb 7  
Oklahoma 8, at Arkansas 5  
at Florida State 10, Florida 2  
at Tennessee 9, East Tennessee State 6 (10 Inn.)  
at Louisiana Tech 13, Ole Miss 1  
at Mississippi State 10, Samford 2  
at LSU 10, Southeastern Louisiana 7  
Texas A&M 9, at Houston 4  
at Vanderbilt 4, Belmont 1

#### Wednesday, March 17

Davidson 9, at South Carolina 4

#### Thursday, March 18

Texas A&M at Florida – 6 p.m. (SEC Network)

#### Friday, March 19

Tennessee at Georgia – 5 p.m. (SECN+)  
Texas A&M at Florida – 5:30 p.m. (SECN+)  
Missouri at Kentucky – 5:30 p.m. (SECN+)

Mississippi State at LSU – 6 p.m. (SEC Network)  
Alabama at Arkansas – 6:30 p.m. (SECN+)  
Auburn at Ole Miss – 6:30 p.m. (SECN+)  
South Carolina at Vanderbilt – 6:30 p.m. (SECN+)

#### Saturday, March 20

South Carolina at Vanderbilt – 11 a.m. (SEC Network)  
Texas A&M at Florida – 12 p.m. (SECN+)  
Tennessee at Georgia – 12 p.m. (SECN+)  
Missouri at Kentucky – 1 p.m. (SECN+)  
Auburn at Ole Miss – 1:30 p.m. (SECN+)  
Alabama at Arkansas – 6:30 p.m. (SECN+)  
Mississippi State at LSU – 6:30 p.m. (SECN+)

#### Sunday, March 21

Missouri at Kentucky – 11 a.m. (SEC Network)  
Tennessee at Georgia – 12 p.m. (SECN+)  
South Carolina at Vanderbilt – 1 p.m. (SECN+)  
Auburn at Ole Miss – 1:30 p.m. (SECN+)  
Alabama at Arkansas – 2 p.m. (SEC Network)  
Mississippi State at LSU – 2 p.m. (SECN+)

## Week-by-Week Polls

Week	BA	CB	D1	BW	PG	USA	RPI
Preseason	8	9	7	7	12	7	--
Week 1 - Feb. 23	8	12	5	6	8	--	--
Week 2 - March 1	2	10	3	5	6	6	--
Week 3 - March 8	2	8	3	4	5	4	--
Week 4 - March 15	2	6	3	3	3	3	--

BA - Baseball America, CB - Collegiate Baseball Newspaper, D1 - D1Baseball,  
BW - National Collegiate Baseball Writers Association, PG - Perfect Game,  
USA - USA Today Coaches Poll, RPI - NCAA RPI

(-- ) - No poll/RPI released by the publication.

## In The Polls

Baseball America			Collegiate Baseball			D1Baseball			NCBWA			Perfect Game			USA Today/Coaches		
1. Arkansas	12-1	1	1. Arkansas	12-1	1	1. Arkansas	12-1	1	1. Arkansas	12-1	1	1. Arkansas	12-1	1	1. Arkansas	12-1	1
2. Mississippi State	13-3	2	2. Vanderbilt	12-2	2	2. Vanderbilt	12-2	2	2. Vanderbilt	12-2	2	2. Vanderbilt	12-2	4	2. Vanderbilt	12-2	2
3. Vanderbilt	12-2	3	3. Florida	13-4	3	3. Mississippi State	13-3	3	3. Mississippi State	13-3	4	3. Mississippi State	13-3	5	3. Mississippi State	13-3	4
4. Ole Miss	13-3	4	4. Ole Miss	13-3	4	4. Ole Miss	13-3	4	4. Texas Tech	13-3	9	4. Florida	13-4	2	4. Ole Miss	13-3	3
5. Miami (Fla.)	8-4	5	5. Texas Tech	13-3	6	5. Florida	13-4	5	5. Ole Miss	13-3	3	5. Ole Miss	13-3	3	5. Florida	13-4	5
6. Florida	13-4	6	6. Mississippi State	13-3	8	6. Miami (Fla.)	8-4	8	6. Florida	13-4	4	6. Miami (Fla.)	8-4	6	6. Texas Tech	13-3	7
7. Texas Tech	13-3	11	7. Georgia	13-3	7	7. Texas Tech	13-3	9	7. East Carolina	13-2	14	7. Louisville	11-4	9	7. Louisville	11-4	12
8. Louisville	11-4	15	8. East Carolina	13-2	9	8. Louisville	11-4	10	8. Miami (Fla.)	8-4	8	8. Texas Tech	13-3	7	8. Miami	8-4	13
9. East Carolina	11-2	14	9. Oklahoma State	11-2-1	11	9. East Carolina	13-2	14	9. Louisville	11-4	12	9. East Carolina	13-2	10	9. East Carolina	13-2	15
10. Texas	11-5	20	10. LSU	14-3	15	10. Texas	11-5	19	10. UCLA	10-5	6	10. Indiana	7-1	14	10. Tennessee	14-3	14
11. Georgia Tech	9-5	7	11. Louisville	11-4	14	11. UCLA	10-5	6	11. Tennessee	14-3	15	11. Arizona State	11-2	15	11. Oklahoma State	11-2	9
12. South Carolina	11-3	10	12. Arizona State	11-2	18	12. Georgia Tech	9-5	7	12. Oklahoma State	11-2	10	12. Arizona	12-4	13	12. Texas	11-5	21
13. Virginia Tech	9-5	12	13. Michigan	7-1	19	13. Tennessee	14-3	15	13. LSU	14-3	18	13. LSU	14-3	18	13. UCLA	10-5	6
14. North Carolina	10-4	18	14. Texas	11-5	--	14. Oklahoma State	11-2-1	13	14. Texas	11-5	19	14. Georgia Tech	9-5	8	14. Georgia Tech	9-5	10
15. Notre Dame	7-2	--	15. UCLA	10-5	10	15. TCU	10-6	11	15. South Carolina	11-3	7	15. Texas	11-5	--	15. LSU	14-3	19
16. Oregon	8-3	--	16. Miami (Fla.)	8-4	16	16. South Carolina	11-3	12	16. Georgia Tech	9-5	13	16. Michigan	7-1	19	16. TCU	10-6	11
17. Arizona	12-4	16	17. North Carolina	10-4	23	17. Notre Dame	7-2	25	17. TCU	10-6	11	17. Oregon	8-3	--	17. South Carolina	11-3	8
18. Tennessee	14-3	23	18. South Carolina	11-3	5	18. Pittsburgh	9-4	--	18. Oregon State	11-3	16	18. Notre Dame	7-2	--	18. Notre Dame	7-2	25
19. Pittsburgh	9-4	--	19. Oregon	8-3	21	19. LSU	14-3	21	19. Arizona	12-4	17	19. Tennessee	14-3	--	19. Oregon	8-3	--
20. Michigan	7-1	22	20. Georgia Tech	9-5	12	20. Oregon	8-3	--	19. Alabama	14-3	22	20. UCLA	10-5	11	20. Oregon State	11-3	16
21. Boston College	8-5	13	21. Arizona	12-4	13	21. UC Santa Barbara	9-5	17	21. Oregon	8-3	29	21. South Carolina	11-3	12	21. Arizona	12-4	17
22. Alabama	14-3	24	22. Oregon State	11-3	17	22. Michigan	7-1	--	22. UC Santa Barbara	9-5	20	22. North Carolina	10-4	--	22. UC Santa Barbara	9-5	24
23. UCLA	10-5	8	23. Notre Dame	7-2	--	23. Oregon State	11-3	16	23. Georgia	13-2	26	23. TCU	10-6	16	23. Arizona State	11-2	--
24. TCU	10-6	9	24. Alabama	14-3	24	24. Boston College	9-5	17	24. Notre Dame	7-2	--	24. Oklahoma State	11-2-1	22	24. Alabama	14-3	23
25. Oklahoma State	11-2	19	25. Texas A&M	14-4	--	25. Virginia Tech	9-5	18	25. Michigan	7-1	--	25. Boston College	9-5	17	T24. Michigan	7-1	--
			26. UC Santa Barbara	9-5	26				26. Arizona State	11-2	27						
			27. Southern Illinois	14-1	25				27. Pittsburgh	9-4	--						
			28. Pittsburgh	9-4	--				28. North Carolina	10-4	--						
			29. Tennessee	14-3	28				29. Stanford	10-2	30						
			30. Indiana	7-1	--				30. Boston College	9-5	21						

2021 Scheduled Opponents in Bold

## How It Was Won

(\* - Walk-off hit)

Below is a chart representing how the eventual game-winning run was recorded for Mississippi State in 2021.

Gm	Opponent	Final	Player	Inn.	Outs	Play	Score at Time
1.	vs. No. 9 Texas	8-3	Rowdey Jordan	4	2	Reached on an error	3-0
2.	vs. No. 10 TCU	2-3	--	--	--	--	--
3.	vs. No. 3 Texas Tech	11-5	Scotty Dubrule	8	2	RBI infield single	5-5
4.	JACKSON STATE	7-3	Landon Jordan	5	2	RBI single	3-0
5.	TULANE	3-7	--	--	--	--	--
6.	TULANE	9-5	Luke Hancock *	9	--	Grand slam	5-5
7.	TULANE	5-4	Tanner Allen *	9	2	2RBI single	3-4
8.	vs. Southern Miss	4-1	Rowdey Jordan	3	--	Sacrifice fly	1-1
9.	KENT STATE	8-3	Luke Hancock	5	--	2RBI single	3-3
10.	KENT STATE	5-9	--	--	--	--	--
11.	KENT STATE	13-0	Kamren James	1	1	RBI single	0-0
12.	GRAMBLING	10-0	Rowdey Jordan	3	1	Sacrifice fly	0-0
13.	LOUISIANA-LAFAYETTE	4-0	Scotty Dubrule	1	1	Scored on a wild pitch	0-0
14.	EASTERN MICHIGAN	14-0	Logan Tanner	2	1	RBI single	0-0
15.	EASTERN MICHIGAN	4-1	Logan Tanner *	9	--	3-run home run	1-1
16.	EASTERN MICHIGAN	4-1	Scotty Dubrule	2	1	3RBI double	0-0
17.	SAMFORD	10-2	Luke Hancock	4	--	2-run home run	1-0

## Mississippi State When...

	2019	2020	2021
Overall	52-15	12-4	14-3
vs. Top-5 Teams	7-4	2-0	1-0
vs. Top-10 Teams	5-6	2-0	2-1
vs. Top-25 Teams	16-13	2-0	2-1
Non-Conference	32-5	12-4	14-3
SEC	20-10	--	--
SEC East	9-3	--	--
SEC West	11-7	--	--
At Home	37-5	9-2	11-2
On the Road	10-6	1-2	--
At Neutral Sites	5-4	2-0	3-1
In Day Games	25-7	10-3	8-3
In Night Games	27-8	2-1	6-0
vs. Teams .500 Or Better	37-13	3-2	10-2
vs. Teams Worse Than .500	15-0	9-2	4-1
vs. Left-Handed Starter	17-3	5-1	5-1
vs. Right-Handed Starter	35-12	7-3	9-2
When Starter Receives Decision	30-11	6-3	6-2
When Reliever Receives Decision	22-4	6-1	8-1
When Starter Goes 5+ Innings	31-10	7-3	5-1
When Starter Goes <5 Innings	21-5	5-1	9-2
When Scoring First	30-5	10-2	10-1
When Opponent Scores First	22-10	2-2	4-2
When Leading After 6 Innings	41-2	9-0	11-0
When Trailing After 6 Innings	5-12	2-3	2-3
When Tied After 6 Innings	6-1	1-1	1-0
When Leading After 8 Innings	47-1	11-0	12-0
When Trailing After 8 Innings	1-11	1-4	2-3
When Tied After 8 Innings	3-1	--	--
In One-Run Games	11-6	2-0	1-1
In Two-Run Games	5-3	--	--
In 5+ Run Games	27-5	1-1	7-0
Weekend Series W-L-T	11-2-0	3-1-0	3-0-0
Series Sweeps/Times Swept	5/1	2/0	1/--
When Scoring 0-2 Runs	1-8	0-3	0-1
When Scoring 3-5 Runs	11-6	4-1	5-2
When Scoring 6-9 Runs	21-1	8-0	4-0
When Scoring 10+ Runs	19-0	--	5-0
Shutouts/Times Shut Out	5/3	1/1	4/--
In Extra Innings	2-1	--	--
When Opponent Scores 4 Runs Or Less	36-6	11-0	12-1
When Opponent Scores 5 Runs Or More	16-9	1-4	2-2
When Out-Hitting Opponent	45-4	11-1	11-1
When Out-Hit by Opponent	4-8	1-3	2-1
When Hits Are Equal	3-3	--	1-1
When Hitting A Home Run	34-5	8-1	10-1
When Opponent Hits A Home Run	22-9	3-1	3-2
When Errorless	20-6	6-0	7-0
When Committing One Error	15-5	3-1	4-1
When Committing 2+ Errors	17-4	3-3	3-2
When Opponent is Errorless	12-9	3-3	3-0
When Opponent Commits One Error	13-5	5-1	5-1
When Opponent Commits 2+ Errors	27-1	4-0	6-2
Game 1 of Weekend	11-3	3-1	3-1
Game 2 of Weekend	10-4	4-0	2-2
Game 3 of Weekend	9-4	2-2	4-0
Monday	--	--	1-0
Tuesday	7-0	1-1	2-0
Wednesday	9-1	2-0	3-0
Thursday	2-3	--	--
Friday	12-5	3-1	2-1
Saturday	12-6	4-0	3-1
Sunday	10-0	2-2	3-1

Uniform breakdown on page 8

## Career Game-Winning Plays

WO = Walk-off game-winning play

	'18	'19	'20	'21	WO	Total		'18	'19	'20	'21	WO	Total
Allen, Tanner	5	9	1	1	2	16	James, Kamren	--	--	1	1	--	2
Cumbest, Brad	--	1	--	--	--	1	Jordan, Landon	--	--	--	1	--	1
Dubrule, Scotty	--	--	--	3	--	3	Jordan, Rowdey	1	5	--	3	--	9
Hancock, Luke	--	--	2	3	1	5	Pimentel, Brandon	--	--	2	--	--	2
Hatcher, Josh	1	3	3	--	1	7	Tanner, Logan	--	--	--	2	1	2



## Hitting Totals/Streaks

MULTI-HIT GAMES	2	3	4	5+	2021	Career
Allen, Tanner	7	--	--	--	7	59
Dubrule, Scotty	5	--	--	--	5	5
James, Kamren	3	1	1	--	5	9
Hatcher, Josh	4	--	--	--	4	33
Hancock, Luke	3	1	--	--	4	8
Jordan, Rowdey	3	--	--	--	3	45
Tanner, Logan	3	--	--	--	3	6
Forsythe, Lane	2	1	--	--	3	3
McGowan, Drew	2	--	--	--	2	2
Cumbest, Brad	1	1	--	--	2	5
<b>TEAM</b>	<b>34</b>	<b>4</b>	<b>1</b>	<b>--</b>	<b>39</b>	

MULTI-RBI GAMES	2	3	4	5+	2021	Career
Hancock, Luke	2	2	1	--	5	9
Tanner, Logan	3	1	--	--	4	4
James, Kamren	1	2	--	1	4	4
Allen, Tanner	3	--	1	--	4	25
Jordan, Rowdey	1	2	--	--	3	28
Dubrule, Scotty	1	1	--	--	2	2
McDonald, Kyte	1	--	--	--	1	1
--						
Cumbest, Brad	--	--	--	--	--	2
Hatcher, Josh	--	--	--	--	--	14
Pimentel, Brandon	--	--	--	--	--	2
<b>TEAM</b>	<b>13</b>	<b>8</b>	<b>2</b>	<b>1</b>	<b>24</b>	

HITTING STREAKS	Current	2021 Long	Career
Allen, Tanner	--	12	14
Jordan, Rowdey	2	6	7
Tanner, Logan	4	6	6 (2x)
Hancock, Luke	4	4	4 (2x)
Hatcher, Josh	2	4	10*
McDonald, Kyte	--	3	3
Dubrule, Scotty	2	3	--
James, Kamren	2	3	7
Forsythe, Lane	1	2	2
Pimentel, Brandon	--	2	4
Skinner, Brayland	1	1	1
Meche, Davis	--	1	1
Cumbest, Brad	--	1	2
McGowan, Drew	--	1	1
Garner, Kace	--	1	1
Leggett, Tanner	1	1	1
--			
Price, Spencer	1	--	1

REACHED BASED	CURRENT	2021	CAREER
Allen, Tanner	--	16	26*
Jordan, Rowdey	2	10	15 (2x)
Hancock, Luke	6	10	12
Dubrule, Scotty	2	8	--
Hatcher, Josh	7	7	14*
James, Kamren	4	6	7
Tanner, Logan	4	6	6 (2x)
McGowan, Drew	--	5	5
Forsythe, Lane	2	4	4
Pimentel, Brandon	--	4	6*
McDonald, Kyte	--	4	4
Skinner, Brayland	2	2	2
Cumbest, Brad	--	2	4
Garner, Kace	2	2	2
Leggett, Tanner	2	2	2 (2x)
Meche, Davis	--	1	1
Clark, Kellum	1	1	1
--			
Price, Spencer	1	--	1

\* - Streak spanned the 2019 and 2020 seasons.

^ - Streak spans 2020 and 2021 seasons.

## News and Notes

### Dubrule Leads NCAA Active Leaders

- Graduate student **Scotty Dubrule** sits among the top 25 among active Division I student-athletes in seven offensive categories, including the No. 1 spot in games played (214), at bats (828) and hits (265).

Games Played	1st	215
Hits	1st	265
At-Bats	1st	828
Runs Scored	5th	153
Walks	8th	109
Total Bases	15th	313
RBI's	17th	125

- Junior **Tanner Allen** sits ranks among the top active NCAA student-athletes in a host of categories, as well.

Doubles	11th	45
RBI's	11th	132
Hits	19th	201
Total Bases	19th	302
Runs Scored	31st	124

- Junior **Rowdey Jordan** ranks No. 26 in runs scored (126).

### Opening Against The Ranks

- Mississippi State opened 2021 against three top 10 opponents for the first time in program history and faced the highest-ranked season-opening opponent since 2001.
- It was the ninth time since 1990 that MSU played a ranked opponent on opening weekend, with seven season opening games coming against ranked foes during that 31-year span.
- The last time Mississippi State opened the season against a top 10 team was the 2001 season at home against No. 9 Notre Dame.

### Free Shirts!

- In a normal year, the fans at Dudy Noble Field enjoy the t-shirt toss in the third inning, but the Mississippi State baseball student-athletes are more focused on the t-shirt toss at the end of the game.
- Since his arrival at MSU, head coach Chris Lemonis has handed out a shirt to signify the top performance of each victory, and here is who they've went to:

Game	Student-Athlete, Position (# in 2021)
1 vs. Texas	Landon Sims, RHP (1)
3 vs. Texas Tech	Jackson Fristoe, RHP (1)
4 Jackson State	Kamren James, IF (1)
6 Tulane	Luke Hancock, C (1)
7 Tulane	Tanner Allen, OF (1)
8 vs. Southern Miss	Houston Harding, LHP (1)
9 Kent State	Brandon Smith, RHP (1)
11 Kent State	Jackson Fristoe, RHP (2)
12 Grambling	Brad Cumbest, OF (1)
13 Louisiana-Lafayette	Houston Harding, LHP (2)
14 Eastern Michigan	Christian MacLeod, LHP (1)
15 Eastern Michigan	Logan Tanner, C (1)
16 Eastern Michigan	Scotty Dubrule, IF (1)
17 Samford	Luke Hancock, C (2)

### In the Last Five Games... (MORE ON PAGE 15)

- Mississippi State is 5-0 over its last five games and enters the weekend on a seven-game winning streak overall.
- Offensively, State is hitting .258 over the five-game span with 7.2 runs and 8.0 hits per game. The Diamond Dawgs own an on-base percentage of .419 with 5.9 walks per game over that span.
- On the mound, MSU owns a 0.80 ERA in 45.0 innings pitched, which includes the back end of the four-game shutout streak. The staff owns 65 strikeouts to seven walks and has limited opposing hitters to a .149 batting average.
- Luke Hancock** leads the team with a .333 batting average and six RBI's. In 18 plate appearances, Hancock has not struck out and owns an on-base percentage of .421.
- Landon Sims** has made two appearances in the last two games with three innings of work and a 0.00 ERA. He has struck out eight batters and allowed three hits with no walks.

### State of Success

- Mississippi State has played 12 games against in-state opponents since the start of the 2019 season and on 11 occasions have walked away the victory.
- On February 22, 2019, Southern Miss grabbed a 1-0 victory in 10 innings at Dudy Noble Field and since then have not lost to a team from Mississippi.
- State's 11 victories have come over:
 

Southern Miss	2	Feb. 23-24, 2019
Jackson State	1	Feb. 26, 2019
Mississippi Valley State	1	March 26, 2019
vs. Ole Miss	1	April 23, 2019
at Ole Miss	3	May 10-12, 2019
Alcorn State	1	Feb. 26, 2020
Jackson State	1	Feb. 24, 2021
vs. Southern Miss	1	March 3, 2021

### SEC Openers

- This season marks Mississippi State's 88th season as a member of the SEC, with three of previous 87 seasons not featuring a conference competition in baseball.
- The 1944 and 45 team's did not compete due to World War II, while the COVID-19 pandemic cut the 2020 season short just before the start of conference play.
- In 2021, the Bulldogs will open the SEC slate on the road for the third time in the last five SEC seasons when they travel to LSU for a three-game series at Alex Box Stadium
- Since joining the SEC in 1933, Mississippi State has opened conference play on the road in 46 of 84 seasons, including 22 of those SEC openers at LSU.
- MSU last opened at LSU to start the 2012 season, dropping a 2-1 decision to the Tigers on March 16. The two teams opened the 2013 in Starkville.
- From 1998-2003, State won six straight SEC openers - its longest streak of SEC opening wins. From 1962-66, MSU won five straight and the Dawgs have three other streak of three straight wins to open SEC play.





## Uni Watch

- The old adage states, "look good, feel good." And, when you feel good you usually perform well. Below is a list of how MSU fared in each of its uniforms over the past three seasons;

Uniform	2019	2020	2021
Black '85s	10-0	2-1	4-0
Maroon '85s	14-5	3-2	3-1
White '85s	9-3	1-1	3-0
Cream Script State	--	--	2-2
Grey Vests	2-1	--	--
White Pinstripes	4-1	2-0	2-0
Grey Script State	--	1-0	--
Grey Pinstripes	4-4	--	--

## Striking at the Plate

- Since 2009, there have been 10 reached base streaks of 26 games or longer. That list includes **Tanner Allen** who carried that streak from the 2019 season into 2020.
- Allen reached base his first five appearances of 2020, adding to his 21-game streak which ended the 2019 campaign.
- His streak came to an end during the Bulldogs' series at Long Beach State (2/28).

Streak	Name (Year)
43	Brett Pirtle (2013)
41	Jarrod Parks (2011)
40	Nick Vickerson (28, 2010; 12, 2011)
39	Brett Pirtle (2014)
31	Elijah MacNamee (2018)
30	Jordan Westburg (20, 2019; 10, 2020)
30	Seth Heck (2014)
27	Jake Mangum (13, 2016; 14, 2017)
26	<b>Tanner Allen (21, 2019; 5, 2020)</b>
26	Scott DeLoach (2009)

**NOTE:** Any streak listed with multiple years spanned multiple seasons.

## Big League Talent

- Mississippi State is great at turning out major league talent, with 61 Diamond Dawgs reaching the highest level of the sport, but it is also great at keeping student-athletes from the draft.

- The 2021 roster featured four Bulldogs that had been drafted prior to the season,

Name (Pos.)	Year	Round	Organization
Tanner Allen (IF/OF)	2017	36th	Chicago Cubs
	2019	34th	Colorado Rockies
Eric Cerantola (LHP)	2018	30th	Tampa Bay Rays
Josh Hatcher (IF/OF)	2017	39th	Los Angeles Angels

- The 2020 MLB Draft saw three Diamond Dawgs drafted in the first two rounds, with **Justin Foscue** (No. 14; Texas Rangers) and **Jordan Westburg** (No. 30; Baltimore Orioles) each drafted in the first round. **JT Ginn** was taken in the second round by the New York Mets
- In 2019, Mississippi State saw a program-record 11 student-athletes drafted in the MLB First Year Player Draft, including junior **Tanner Allen** for the second time in his career.

## State to The Show

### Diamond Dawgs Playing in Major League Baseball

Name (Yrs. at MSU)	Pos.	Organization
Adam Frazier (2011-13)	IF	Pittsburgh Pirates
Kendall Graveman (2010-13)	RHP	Seattle Mariners
Jonathan Holder (2010-13)	RHP	New York Yankees
Dakota Hudson (2014-16)	RHP	St. Louis Cardinals
Nathaniel Lowe (2016)	IF	Texas Rangers
Mitch Moreland (2005-07)	IF	Oakland Athletics
Hunter Renfroe (2011-13)	RF	Boston Red Sox
Brent Rooker (2014-2017)	IF	Minnesota Twins
Chris Stratton (2010-12)	RHP	Pittsburgh Pirates
Brandon Woodruff (2012-14)	LHP	Milwaukee Brewers

### Diamond Dawgs in Minor League Baseball

Name (Yrs. at MSU)	Pos.	Organization (Level)
Trysten Barlow (2017-19)	LHP	Colorado Rockies (-)
Ben Bracewell (2010-14)	RHP	Oakland Athletics (AAA)
Daniel Brown (2015-16)	LHP	Milwaukee Brewers (AA)
Gavin Collins (2014-16)	C	Cleveland Indians (A+)
Justin Foscue (2018-20)	IF ^	Texas Rangers (-)
J.P. France (2018)	RHP	Houston Astros (A+)
Cole Gordon (2016-19)	RHP	New York Mets (A-)
Ryan Gridley (2015-2017)	IF	Oakland Athletics (AA)
Zac Houston (2014-16)	RHP	Detroit Tigers (AAA)
Reid Humphreys (2014-16)	RHP	Colorado Rockies (AA)
Keegan James (2016, 18-19)	RHP	Colorado Rockies (A+)
Jack Kruger (2016)	C ^	Los Angeles Angels (AA)
Jared Liebelt (2018-19)	RHP	Arizona Diamondbacks (-)
Jacob Lindgren	LHP ^	Chicago White Sox (-)
Jake Mangum (2016-19)	OF	New York Mets (A+)
Zach Neff (2018)	LHP	Minnesota Twins (A+)
Konnor Pilkington (2016-18)	LHP	Chicago White Sox (A+)
Peyton Plumlee (2017, 19)	RHP	Houston Astros (-)
Jacob Robson (2013-16)	OF	Detroit Tigers (AAA)
Dustin Skelton (2017-19)	C	Miami Marlins (-)
Ethan Small (2016, 18-19)	LHP	Milwaukee Brewers (A+)
Hunter Stovall (2016-18)	IF	Colorado Rockies (A+)
Jordan Westburg (2018-20)	IF ^	Baltimore Orioles (-)
Colby White (2019)	RHP	Tampa Bay Rays (A+)

^ - Non-roster invitee to 2021 Spring Training.

### Diamond Dawgs Coaching in Professional Baseball

Name (Yrs. at MSU)	Organization	Team (Level)
Chris Maloney (1982-83)	Atlanta Braves	Mississippi (AA)
Chris Young (2000-02)	Chicago Cubs	Chicago Cubs (MLB)

### Diamond Dawgs Working in Professional Baseball

Name (Yrs. at MSU)	Organization	Role
Jeff Brantley (1982-85)	Cincinnati Reds	Broadcaster
Will Clark (1983-85)	San Francisco Giants	Special Assistant



## Honors Tracker

### Tanner Allen, OF

Preseason All-SEC (first team)

### Will Bednar, RHP

Baseball America Breakout Candidate (No. 13)  
Baseball America Top 100 MLB Draft Prospect (No. 59)  
MLB Pipeline Top 100 MLB Draft Prospect (No. 41)  
D1Baseball Top 100 Collegiate MLB Draft Prospects (No. 20)

### Eric Cerantola, RHP

Baseball America Top 100 MLB Draft Prospect (No. 34)  
MLB Pipeline Top 100 MLB Draft Prospect (No. 50)  
D1Baseball Top 100 Collegiate MLB Draft Prospects (No. 28)

### Scotty Dubrule, IF

Baseball America Top 25 New Addition (No. 23)

### Jackson Fristoe, RHP

SEC Freshman of the Week (March 8)

### Josh Hatcher, IF

Preseason All-SEC (second team)

### Kamren James, IF

D1Baseball Top 100 Collegiate MLB Draft Prospects (No. 49)

### Rowdey Jordan, OF

Preseason All-SEC (second team)

### Christian MacLeod, LHP

Golden Spikes Award Preseason Watch List  
Collegiate Baseball Newspaper Preseason All-America (second team)  
D1Baseball Preseason All-America (third team)  
Perfect Game Preseason All-America (third team)  
Baseball America Top 100 MLB Draft Prospect (No. 23)  
MLB Pipeline Top 100 MLB Draft Prospect (No. 40)  
D1Baseball Top 100 Collegiate MLB Draft Prospects (No. 26)

### Spencer Price, RHP

NCBWA Stopper of the Year Preseason Watch List

### Landon Sims, RHP

SEC Co-Pitcher of the Week (Feb. 23)  
USA Baseball Golden Spikes Performer of the Week (Feb. 23)

## Bump Day

### 20K Club

- On Wednesday, March 3 in Pearl, Mississippi, the Bulldog pitching staff accomplished something that hadn't been done in 19 years: strike out 20 batters in a game.
- The MSU staff fanned 20 Golden Eagles, with **Houston Harding** (9), **Preston Johnson** (6), **Cam Tullar** (2) and **Stone Simmons** (5) combining to reach the mark.
- Prior to that, State last racked up 20 strikeouts exactly 19 years prior on March 3, 2002 against Jacksonville State. That day, *Joey Collums* (15) and *Jonathan Papelon* (5) helped MSU reach the 20 K mark.
- The 20 strikeouts rank tied for No. 3 in the NCAA this season and one of just four 20-plus K games in the country in 2021.

### Ks for Days

- The Mississippi State pitching staff struck out 43 batters in its second weekend series of 2021 against Tulane to mark the second time in as many weekends it reached the 40 K mark.
- State also fanned 41 batters on the opening weekend at the State Farm College Baseball Classic.
- The 43 strikeouts of Green Wave batters are tied for the most in a three-game series for MSU since at least 2005, which equaled the 43 punchouts against Youngstown State to open the 2019 campaign.

### Sims Shuts Down Horns

- Bases loaded, no outs is never an ideal situation for a reliever to enter the game, however that is the situation **Landon Sims** found himself in against Texas in the season opener at Globe Life Field.
- The second-year freshman proceeded to strike out the side and retire all 12 batters he faced in four perfect innings of work. Of his 12 outs, 10 were strikeouts.
- For his efforts he was named the USA Baseball Golden Spikes Award Performer of the Week and SEC Co-Pitcher of the Week.

### No-No Against the Flashes

- For the ninth time in program history, MSU spun a no-hitter on the mound, as the quartet of **Jackson Fristoe** (6 IP), **Landon Sims** (1 IP), **Mikey Tepper** (1 2/3 IP) and **Cam Tullar** (1/3 IP) combined for the first no-hitter at Mississippi State since 1999.
- A seventh inning error and walk, along with a ninth inning free pass were the only blemishes on the scorecard.
- The 1999 no-hitter came on March 16 against Alcorn State in a 21-1 victory, as *Scott Polk*, *Justin Estel* and *Brian Compton* combined on the feat.
- Against the Braves, Polk allowed an unearned run over six innings pitched with two walks and nine strikeouts. Estel fired one inning and walked one, while Compton walked one and struck out three in two innings of work.

### Shutout Streak

- On Saturday, March 12 the Mississippi State pitching staff closed out a 14-0 shutout of Eastern Michigan to mark its fourth straight shutout.
- State's four shutouts ran from March 7-12 and the overall scoreless innings streak spanned five games.
- The streak ultimately ended at 39 innings to set the school record for consecutive shutout innings. It spanned five games, included 65 strikeouts and featured just 21 base runners - only four of which reached third base.
- Only the 1909 team owned a longer streak, at that team shutout five straight opponents.
- It is the 10th time in program history that an MSU pitching staff put together three-or-more straight shutouts:

Year	# of Games	Other
2021	4	36 IP, 61 K, 12 H, 6 BB 39 straight innings overall (school record) Includes no-hitter vs. Kent State (3/7)
1976	3	21 IP, 14 K, 9 H, 3 BB 29 straight innings overall
1973	3	23 IP
1972	3	27 IP
1971	3	21 IP, 22 K, 7 H, 1 BB 30 straight innings overall Includes no-hitter vs. Illinois Wesleyan (3/26-2)
1970	3	21 IP
1933	3	--
1918	3	--
1909	5	--
1907	3	--



## Reliable Riley

- Senior **Riley Self** continues to climb the all-time relief appearances chart, sitting No. 5 on State's all-time list.

Player (Seasons)	RA
1. Johnson, Van (1995-98)	115
2. Harden, Jon (1989-92)	110
3. Reed, Caleb (2009-12)	92
4. Mitchell, Ross (2012-15)	86
5. <b>Self, Riley (2017-present)</b>	<b>84</b>
6. Holder, Jonathan (2012-14)	81
7. Girodo, Chad (2010-13)	78
8. Tanksley, Scott (1993-95)	75
9. Young, Pete (1987-89)	72
10. Polk, Scott (1995-99)	71
Ramsey, Saunders (2002-05)	71

- The right-hander 83 appearances came via 31 as a freshman, 18 as a sophomore, 23 during his junior season and seven in 2020. He has appeared in five games this season.
- Self owns a 13-2 overall record and nine saves in 110 2/3 innings of work over his 83 appearances.
- While he ranks among the top 10 in career relief appearances, he is also tied for No. 6 all-time in total appearances at MSU.

Player (Seasons)	RA
1. Johnson, Van (1995-98)	115
2. Harden, Jon (1989-92)	110
3. Mitchell, Ross (2012-15)	100
4. Reed, Caleb (2009-12)	96
5. Polk, Scott (1995-99)	90
6. <b>Self, Riley (2017-present)</b>	<b>84</b>
Girodo, Chad (2010-13)	83
8. Tanksley, Scott (1993-95)	82
Intorcio, Trent (1983-86)	82
10. Martin, Mike (1986-88)	81
Holder, Jonathan (2012-14)	81

## Price Nails It Down

- After piling up 14 saves during the 2017 season, senior **Spencer Price** missed 2018 due to injury and didn't collect a save in 2019, before claiming back-to-back saves versus Texas Tech to close out the 2020 campaign.
- There were 1,055 days between saves for Price, who posted his final save of 2017 versus Alabama on April 20 and his next save came on March 10, 2020 against No. 2 Texas Tech.
- He picked up his second save of the season the next night, with another three-out save over the Red Raiders.
- The right-hander didn't allow a run of his own in eight appearances in 2020 and surrendered just one of two inherited runners on the season.
- Price ranks tied for No. 13 on the NCAA's active career charts with his 16 saves.
- Price needs just four saves to become the fifth Diamond Dawg to reach the 20-save mark.

Player (Seasons)	Saves
1. Jonathan Holder (2012-13)	37
2. Van Johnson (1995-98)	29
3. Scott Tanksley (1993-95)	24
4. Caleb Reed (2009-12)	21
5. Pete Young (1987-89)	19
6. Jay Powell (1991-93)	17
7. Bryan Hardwick (1979-80, 82)	16
Cole Gordon (2016-19)	16
<b>Spencer Price (2017, 19-20)</b>	<b>16</b>
10. Adam Larson (1999-2001)	15

## Pitching Potables

### Record By Starter

Pitcher	Starts	Team Record
Bednar, Will	1	1-0
Cerantola, Eric	3	2-1
Fristoe, Jackson	4	4-0
MacLeod, Christian	4	3-1
Harding, Houston	4	3-1
Smith, Brandon	1	1-0

### Starting Pitcher Run Support

Pitcher	Starts	Runs *	Runs Per Start
Bednar, Will	1	10	10.0
Cerantola, Eric	3	18	6.0
Fristoe, Jackson	4	31	7.7
MacLeod, Christian	4	33	8.2
Harding, Houston	4	20	5.0
Smith, Brandon	1	7	7.0

\* - Runs are based on total runs scored by the team in each pitchers starts, not just runs scored while the starting pitcher is in the game.

## National Rankings

Hitting	NCAA	SEC	Total
Base on Balls	11	4	93
Batting Average	73	10	.278
Doubles	43	6	29
Doubles Per Game	117	7	1.71
Hit by Pitch	95	10	17
Hits	27	9	156
Home Runs	49	13	16
Home Runs Per Game	90	13	0.94
On Base Percentage	50	5	.393
Runs	24	8	121
Sacrifice Bunts	158	9	3
Sacrifice Flies	131	13	4
Scoring	55	9	7.1
Slugging Percentage	88	13	.425
Stolen Bases	19	1	25
Stolen Bases Per Game	53	2	1.47
Triples	84	10	3
Triples Per Game	161	11	0.18
Pitching	NCAA	SEC	Total
Earned Run Average	6	1	2.24
Hit Batters	149	9	13
Hits Allowed Per Nine Innings	7	2	5.65
Shutouts	1	1	4
Strikeout-to-Walk Ratio	8	4	4.15
Strikeouts Per Nine Innings	2	1	13.4
WHIP	3	1	0.99
Walks Allowed Per Nine Innings	33	7	3.24
Fielding	NCAA	SEC	Total
Fielding Percentage	124	12	0.969
Double Plays	63	7	10
Double Plays Per Game	149	6	0.59

Hitting	Name	NCAA	SEC	Total
Base on Balls	Luke Hancock	14	3	15
	Scott Dubrule	58	11	13
	Logan Tanner	113	20	11
Batting Average	--	--	--	--
Doubles	--	--	--	--
Hit by Pitch	--	--	--	--
Hits	Tanner Allen	119	20	20
Home Runs	Luke Hancock	34	10	5
	Kamren James	72	16	4
On Base Percentage	--	--	--	--
Runs	Tanner Allen	13	4	20
	Scott Dubrule	104	28	15
	Rowdey Jordan	104	28	15
Runs Batted In	Luke Hancock	51	12	18
	Kamren James	51	12	18
	Tanner Allen	86	21	16
Sacrifice Bunts	Scott Dubrule	74	5	2
Sacrifice Flies	Rowdey Jordan	47	6	2
Slugging Percentage	Luke Hancock	190	19	0.623
Stolen Bases	Kamren James	33	3	7
	Tanner Allen	92	8	5
	Josh Hatcher	142	13	4
Total Bases	Kamren James	114	28	34
	Luke Hancock	141	32	33
Toughest to Strike Out	Luke Hancock	48	4	13.2
Triples	Rowdey Jordan	17	3	2
	Brad Cumbest	100	12	1
Pitching	Name	NCAA	SEC	Total
Complete Games	--	--	--	--
Earned Run Average	Houston Harding	53	5	0.96
	Jackson Fristoe	105	11	1.59
Games Started	Jackson Fristoe	5	1	4
	Houston Harding	5	1	4
	Christian MacLeod	5	1	4
Hit Batters	Eric Cerantola	23	2	5
Hits Allowed Per Nine Innings	Jackson Fristoe	47	4	4.24
Pitching Appearances	--	--	--	--
Saves	Stone Simmons	147	11	1
	Landon Sims	147	11	1
Strikeout-to-Walk Ratio	Houston Harding	123	13	5
Strikeouts	Landon Sims	44	12	30
	Christian MacLeod	73	17	28
	Houston Harding	125	19	25
Strikeouts Per Nine Innings	Houston Harding	125	13	12.05
Victories	Brandon Smith	11	5	3
	Jackson Fristoe	65	13	2
	Carlisle Koestler	65	13	2
	Houston Harding	65	13	2
WHIP	Jackson Fristoe	68	6	0.82
	Houston Harding	103	10	0.91





## Going Yard

Below is a listing of all of the home runs for the 2021 season, including expanded data for those home runs hits at home.

Gm	Name	Inn.	On Base	Exit Velocity	Launch Angle	Distance
1	Hancock, Luke	4	--	--	--	--
1	Jordan, Rowdey	8	--	--	--	--
2	Jordan, Rowdey !	6	--	--	--	--
3	Hancock, Luke	6	1	--	--	--
4	James, Kamren	1	1	97	14	390 feet
6	Allen, Tanner	1	1	96	39	350 feet
6	James, Kamren !	6	--	99	27	392 feet
6	Hancock, Luke *	9	3	101	27	404 feet
7	James, Kamren	6	2	104	23	410 feet
11	James, Kamren	5	1	105	20	455 feet
12	Allen, Tanner	5	1	103	21	395 feet
15	Tanner, Logan *	9	2	105	22	405 feet
16	Tanner, Logan	3	--	101	29	388 feet
17	Hancock, Luke	4	1	101	22	357 feet
17	Hatcher, Josh	4	--	102	24	398 feet
17	Hancock, Luke !	6	--	96	28	379 feet

16 total home run in 2021

! - Home run led off an inning | ^ - Leadoff home run (bottom/top 1st)

\* - Walk-off home run

**NOTE:** Data not available for College Baseball Showdown.

## The Last Time...

# - SEC Tournament | % - NCAA Regional | ^ - NCAA Super Regional | \$ - College World Series

### A MISSISSIPPI STATE TEAM...

Won 15+ Consecutive Games	17 - February 15-March 8, 2013
Won 10+ Consecutive Games	14 - February 23-March 16, 2019
Won 10+ Consecutive SEC Games	12 - April 30-May 25, 2016
Won 5+ Consecutive SEC Games	6 - May 4-17, 2019
Lost 5+ Consecutive Games	6 - May 7-16, 2015
Lost 5+ Consecutive SEC Games	6 - May 7-16, 2015
<b>Swept a Three-Game Series</b>	<b>Eastern Michigan; March 12-14 2021</b>
at Home	Eastern Michigan; March 12-14 2021
on The Road	at Ole Miss; May 10-12, 2019
<b>Swept a Non-Conference Three-Game Series</b>	<b>Eastern Michigan; March 12-14 2021</b>
at Home	Eastern Michigan; March 12-14 2021
on The Road	at Hawaii-Hilo; 1985
Swept a Three-Game SEC Series	at Ole Miss; May 10-12, 2019
at Home	Georgia; April 26-28, 2019
on The Road	at Ole Miss; May 10-12, 2019
Was Swept in a Three-Game Series	at Arkansas; April 18-20, 2019
at Home	Vanderbilt; March 16-18, 2018
on The Road	at Arkansas; April 18-20, 2019
Was Swept in a Three-Game Non-Conference Series	at Southern Miss; February 16-18, 2018
at Home	Southeastern Louisiana; February 26-28, 2010
on The Road	at Southern Miss; February 16-18, 2018
Was Swept in a Three-Game SEC Series	at Arkansas; April 18-20, 2019
at Home	Vanderbilt; March 16-18, 2018
on The Road	at Arkansas; April 18-20, 2019
Played An Extra-Inning Game	W, 6-3 (11 innings) - at Tennessee; April 5, 2019
Won An Extra-Inning Game	W, 6-3 (11 innings) - at Tennessee; April 5, 2019
Lost An Extra-Inning Game	L, 0-1 (10 innings) - Southern Miss; February 22, 2019
Played Consecutive Extra-Inning Games	May 4-5, 2018; at Alabama, W, 14-12 (10 innings) and L, 3-4 (10 innings)
Won Consecutive Extra-Inning Games	May 10-11, 2014; Tennessee, W, 1-0 (10 innings) and W, 4-3 (12 innings)
<b>Won on a Walk-Off</b>	<b>W, 4-1 - Eastern Michigan; March 13, 2021</b>
	<b>Logan Tanner three-run home run in the ninth inning</b>
<b>Won Consecutive Games Via A Walk-Off</b>	<b>February 27-28, 2021; Tulane, W, 9-5 and W, 5-4</b>
	<b>Luke Hancock grand slam in the ninth inning</b>
	<b>Tanner Allen two-RBI single in the ninth inning</b>

### A MISSISSIPPI STATE OFFENSE...

Scored 30+ Runs	32 - Jackson State; April 29, 1988
Scored 25+ Runs	27 - Alcorn State; April 20, 2010
Scored 20+ Runs	24 - South Carolina; May 16, 2019
Scored 15+ Runs	24 - South Carolina; May 16, 2019
Scored 10+ Runs In An Inning	10 - ULM (4th); April 3, 2019
Scored 9+ Runs In An Inning	9 - at Ole Miss (4th); May 12, 2019
Scored 8+ Runs In An Inning	9 - at Ole Miss (4th); May 12, 2019
Had 30+ Hits	30 - Kentucky; April 30, 1989
Had 25+ Hits	26 - Little Rock; February 28, 1999
Had 20+ Hits	21 - South Carolina; May 16, 2019
Had 20+ Hits in Back-to-Back Games	Auburn (20, 21); March 23-24, 2019
Had 6+ Home Runs	6 - at UAB; March 18, 2008
Had 5+ Home Runs	5 - Alabama; May 2, 2009
Hit Back-To-Back Home Runs	1st Inning, Dustin Skelton (Grand Slam)/Tanner Allen (Solo) - ULM; April 3, 2019
Hit Back-To-Back-To-Back Home Runs	8th Inning, Russ Sneed (2R HR)/Connor Powers (Solo)/Ryan Duffy (Solo) - Alabama; May 3, 2009
Had 3+ Triples	3 - Southern Cal; March 14, 2004
Had 8+ Doubles	8 - Auburn; March 24, 2019
<b>Had 7+ Doubles</b>	<b>7 - Eastern Michigan; March 12, 2021</b>
<b>Had 6+ Doubles</b>	<b>7 - Eastern Michigan; March 12, 2021</b>
<b>Had 10+ Walks</b>	<b>10 - Eastern Michigan; March 12, 2021</b>
Had 9+ Stolen Bases	10 - Arkansas-Pine Bluff; March 18, 2017
Had 8+ Stolen Bases	10 - Arkansas-Pine Bluff; March 18, 2017
Didn't Strikeout in a Game	Jackson State; February 26, 2019
<b>Had Two or Fewer Strikeouts</b>	<b>2 - Eastern Michigan; March 12, 2021</b>
Was Shut Out	at Long Beach State (0-4); February 28, 2020
at Home	Southern Miss (0-1); February 22, 2019
on The Road	at Long Beach State (0-4); February 28, 2020
Back-To-Back Games	Auburn (0-5, 0-4); March 27-28, 2015
Three-Straight Games	vs. Southern Miss (0-3); March 24, 2018 and Auburn (0-5, 0-4); March 27-28, 2015



#### MISSISSIPPI STATE PITCHING STAFF...

Threw a No-Hitter	Jackson Fristoe (6 IP), Landon Sims (1 IP), Mikey Tepper (1 2/3 IP), Cam Tullar (1/3 IP); Kent State, March 7, 2021
Held Opponent To 1 Hit	at Texas A&M; May 3, 2019
Held Opponent To 2 Hits	Eastern Michigan; March 13, 2021
Struck Out 20+ Batters	20 - vs. Southern Miss; March 3, 2021
Struck Out 15+ Batters	18 - Eastern Michigan; March 12, 2021
Did Not Issue A Walk	at Texas A&M-2; May 4, 2019
Shut Out An Opponent	Eastern Michigan (14-0); March 12, 2021
at Home	Eastern Michigan (14-0); March 12, 2021
on The Road	at Long Beach State (9-0); February 29, 2020
Neutral Site Game	vs. Washington (1-0); June 16, 2018 \$
Postseason Game	vs. Washington (1-0); June 16, 2018 \$
Back-To-Back Shutouts	2021 (Kent State, March 7 [13-0]; Grambling, March 9 [10-0] and Louisiana-Lafayette, March 10 [4-0])
Three Straight Shutouts	2021 (Kent State, March 7 [13-0]; Grambling, March 9 [10-0] and Louisiana-Lafayette, March 10 [4-0]; Eastern Michigan, March 12 [14-0])
Four Straight Shutouts	2021 (Kent State, March 7 [13-0]; Grambling, March 9 [10-0] and Louisiana-Lafayette, March 10 [4-0]; Eastern Michigan, March 12 [14-0])
Shut Out An SEC Opponent	at Ole Miss; May 10, 2019 (2-0)
at Home	Alabama; April 12, 2019 (6-0)
on The Road	at Ole Miss; May 10, 2019 (2-0)
Neutral Site	vs. Georgia; May 24, 2017 (3-0) #

#### A MISSISSIPPI STATE BATTER HAD...

Hit for the Cycle	Brad Freeman; South Alabama, February 17, 1998
Walk-Off Hit	Tanner Allen (2RBI single); Tulane, February 28, 2021
8+ At-Bats	8 - Jordan Westburg; Tanner Allen & Rowdey Jordan vs. LSU, May 22, 2019 #
6+ Hits	6 - Adam Frazier; at Virginia, June 8, 2013
5+ Hits	5 - Tanner Allen; South Carolina, May 16, 2019
4+ Hits	4 - Rowdey Jordan; at Long Beach State, February 29, 2020
2+ Hits In An Inning	Dustin Skelton (1B, 1B; 4th inning); at Ole Miss, May 12, 2019
5+ Runs	5 - Jon Knott; Little Rock, February 28, 1999
4+ Runs	4 - Jordan Westburg; Alcorn State, February 26, 2020
3+ Doubles	3 - Justin Foscue; Georgia, April 26, 2019
2+ Triples	2 - C.T. Bradford; at Arizona, March 9, 2014
3+ Home Runs	3 - Brent Rooker; vs. Kentucky, April 8, 2017
2+ Home Runs	2 - Luke Hancock; Samford, March 16, 2021
Inside-The-Park Home Run	Cody Brown; vs. Kentucky, April 7, 2017
Pinch Hit Home Run	Cole Gordon; vs. South Alabama, June 4, 2017
Leadoff Home Run (Top or bottom of 1st inning)	Jake Mangum (Top 1st); at Florida-1, March 16, 2019
Walk-Off Home Run	Logan Tanner (3-run); Eastern Michigan, March 13, 2021
Hit a Grand Slam	Luke Hancock; Tulane, February 28, 2021
Multiple Grand Slams	Never
A Pinch Hit Grand Slam	Never
10+ RBIs	11 - Jason Nappi; at UAB, March 18, 2008
9+ RBIs	9 - Ryan Duffy; vs. Jackson State, April 6, 2010
8+ RBIs	8 - Brent Rooker; vs. Indiana State, February 24, 2017
7+ RBIs	7 - Jordan Westburg; vs. North Carolina, June 19, 2018 \$
10+ Total Bases	13 - Brent Rooker; vs. Kentucky, April 8, 2017
4+ Walks	4 - Logan Tanner; Kent State, March 5, 2021
3+ Walks	3 - Scotty Dubrule; Samford, March 16, 2021
4+ Stolen Bases	4 - Derrick Armstrong; vs. Michigan State, March 1, 2014
3+ Stolen Bases	3 - Kamren James; Kent State, March 5, 2021
Stole Home	Kamren James; Jackson State, February 24, 2021
3+ Hit By Pitches	3 - Jordan Westburg; Youngstown State-2, February 16, 2019

#### A MISSISSIPPI STATE PITCHER HAD...

A Perfect Game	J.T. Peatross; Mississippi College (1-0), 1918
A No-Hitter	Jackson Fristoe (6 IP), Landon Sims (1 IP), Mikey Tepper (1 2/3 IP), Cam Tullar (1/3 IP); Kent State, March 7, 2021
A Complete Game No-Hitter	Gene Morgan (7 IP); at Hawaii-Hilo (2-0), April 6, 1985
A Complete Game (9 Inn.)	Jacob Billingsley; at Southern Miss (8-1), June 6, 2017 #
A Complete Game (7 Inn.)	JT Ginn; at Texas A&M-1 (0-1), May 4, 2019
Complete-Game 1-Hitter	Unknown
Complete-Game 2-Hitter	Ricky Bowen; vs. Ole Miss, March 16, 2008
Consecutive Complete Games	Dakota Hudson; 2016 (at Auburn (4-0), May 13 and Arkansas (7-0), May 19)
A Complete-Game Shutout	Dakota Hudson; vs. Arkansas (7-0), May 19, 2016
at Home	Dakota Hudson; vs. Arkansas (7-0), May 19, 2016
on The Road	Dakota Hudson; at Auburn (4-0), May 13, 2016
SEC Game	Dakota Hudson; vs. Arkansas (7-0), May 19, 2016
as a Freshman	Scott Tanksley; vs. Mississippi College (6-0), April 20, 1993
Postseason Game	B.J. Wallace; vs. Nicholls State (1-0), May 21, 1992 #
17+ Strikeouts	17 - Chris Stratton; at LSU, March 16, 2012
15+ Strikeouts	15 - Ethan Small; Alabama, April 14, 2019
10+ Strikeouts	11 - Christian MacLeod; Eastern Michigan, March 12, 2021
Recorded Two Saves In One Day	Trevor Fitts; vs. Marshall and Alabama A&M, February 22, 2015

#### A MISSISSIPPI STATE DEFENSE...

Turned 5+ Double Plays	5 - San Diego; March 8, 2015
Turned 4+ Double Plays	5 - San Diego; March 8, 2015
Turned 3+ Double Plays	3 - Miami (Fla.); June 1, 2019 #
Turned A Triple Play	Auburn-Montgomery, March 9, 1991
Had 5+ Errors	5 - at Vanderbilt; March 18, 2011
Had 4+ Errors	4 - Tulane; February 26, 2021
Threw Out 3 Base Runners	3 - Logan Tanner; Tulane; February 26, 2021

#### HailState.com

### Hit It Hard

#### Top 10 Exit Velocities

Below is a listing of the top-10 hardest hit balls by MSU in 2021.

Exit Velocity	Name	Opponent	Result
111.22	Tanner, Logan	Tulane (2/27)	Single
109.47	James, Kamren	Tulane (2/27)	Ground Out
109.11	Allen, Tanner	Kent State (3/7)	Line Out
107.93	Jordan, Rowdey	Tulane (2/27)	Ground Out
106.80	Hatcher, Josh	Eastern Michigan (3/14)	Ground Out
106.72	Tanner, Logan	Tulane (2/26)	Ground Out
106.08	McGowan, Drew	Jackson State (2/24)	Single
105.99	Tanner, Logan	Eastern Michigan (3/14)	Line Out
105.95	James, Kamren	Kent State (3/6)	Double
105.82	Hatcher, Josh	Grambling (3/9)	Single

NOTE: Data not available for College Baseball Showdown.

#### Individual Exit Velocities

Below is a listing of each MSU student-athlete's average and top exit velocity of the 2021 season.

Name	Top EV	Average EV
Allen, Tanner	109.11	88.39
Clark, Kellum	95.53	72.57
Cumbest, Brad	103.05	91.17
Dubrule, Scotty	99.40	84.18
Forsythe, Lane	103.70	85.22
Garner, Kace	92.41	86.33
Hancock, Luke	104.44	88.77
Hatcher, Josh	106.80	88.27
James, Kamren	109.47	85.23
Jordan, Rowdey	107.93	87.76
Leggett, Tanner	100.86	91.30
McDonald, Kyte	100.23	84.85
McGowan, Drew	106.08	78.48
Meche, Davis	67.38	64.15
Pimentel, Brandon	100.06	92.03
Tanner, Logan	111.22	90.24

NOTE: Data not available for College Baseball Showdown.

#### Barrel Count

Below is a listing of each MSU student-athlete's total barreled balls in 2021.

Name	2021 Barrels	2020 Barrels
Allen, Tanner	6	1
Cumbest, Brad	1	1
Dubrule, Scotty	1	--
Forsythe, Lane	1	--
Hancock, Luke	3	--
Hatcher, Josh	8	8
James, Kamren	4	6
Jordan, Rowdey	3	3
Leggett, Tanner	2	--
McDonald, Kyte	2	--
McGowan, Drew	--	--
Pimentel, Brandon	--	4
Tanner, Logan	2	2

NOTE: A barreled ball is 98-plus exit velocity and a 10-35 degree launch angle. Barreled balls include all balls put in play ... Data not available for College Baseball Showdown.



## Season Statistics

Record: 14-3 Home: 11-2 Away: 0-0 Neutral: 3-1 SEC: 0-0

Player	avg	gp-gs	ab	r	h	2b	3b	hr	rbi	tb	slg%	bb	hp	so	gdp	ob%	sf	sh	sb-att	po	a	e	fld%
5 Allen, Tanner	.308	17-17	65	20	20	2	0	2	16	28	.431	7	3	13	0	.400	0	0	5-5	22	3	0	1.000
20 Hancock, Luke	.308	17-17	52	11	16	2	0	5	18	33	.635	15	1	4	3	.464	1	0	1-1	44	5	0	1.000
19 Tanner, Logan	.296	16-15	54	11	16	1	0	2	11	23	.426	11	0	10	3	.415	0	0	0-1	173	10	1	.995
6 James, Kamren	.286	17-17	63	13	18	4	0	4	18	34	.540	4	2	13	0	.338	2	0	7-7	14	27	7	.854
3 Dubrule, Scotty	.276	17-17	58	15	16	4	0	0	10	20	.345	13	0	8	1	.408	0	2	2-4	20	33	2	.964
10 Hatcher, Josh	.259	17-17	58	9	15	4	0	1	7	22	.379	6	3	11	2	.358	0	0	4-4	113	7	1	.992
4 Jordan, Rowdey	.239	17-17	67	15	16	4	2	2	12	30	.448	6	3	13	0	.321	2	0	2-3	22	0	1	.957
-----																							
25 McDonald, Kyte	.429	6-0	7	3	3	3	0	0	3	6	.857	1	0	1	0	.500	0	0	0-0	0	0	0	.000
43 Forsythe, Lane	.364	8-7	22	8	8	1	0	0	2	9	.409	5	1	4	1	.500	0	0	0-0	6	15	1	.955
36 Skinner, Brayland	.333	7-0	3	2	1	0	0	0	0	1	.333	1	0	1	0	.500	0	0	0-0	2	0	0	1.000
12 Meche, Davis	.333	4-0	3	0	1	0	0	0	0	1	.333	1	0	1	0	.500	0	0	0-0	0	3	0	1.000
33 Cumbest, Brad	.318	14-8	22	5	7	1	1	0	2	10	.455	2	1	9	0	.400	0	0	0-0	6	0	1	.857
50 Pimentel, Brandon	.286	5-1	7	1	2	0	0	0	3	2	.286	2	0	3	0	.444	0	0	0-0	10	2	0	1.000
9 Jordan, Landon	.281	12-9	32	2	9	2	0	0	5	11	.344	6	1	8	1	.410	0	1	2-2	3	13	0	1.000
31 Leggett, Tanner	.250	9-2	12	1	3	1	0	0	1	4	.333	3	0	1	2	.400	0	0	0-0	2	1	0	1.000
44 Garner, Kace	.167	5-0	6	1	1	0	0	0	2	1	.167	3	0	2	0	.444	0	0	0-0	3	0	0	1.000
8 McGowan, Drew	.160	16-8	25	4	4	0	0	0	3	4	.160	7	1	2	1	.353	1	0	2-3	12	0	0	1.000
11 Clark, Kellum	.000	2-1	4	0	0	0	0	0	0	0	.000	0	1	0	0	.200	0	0	0-0	0	0	0	.000
Totals	.279	17	560	121	156	29	3	16	113	239	.427	93	17	104	14	.393	6	3	25-30	459	132	19	.969
Opponents	.176	17	547	47	96	19	1	10	41	147	.269	55	13	228	5	.266	1	1	10-20	425	181	24	.962

LOB - Team (134), Opp (111). DPs turned - Team (10), Opp (16). CI - Team (0), Opp (1). IBB - Team (1), Hatcher 1, Opp (1).

### (All games Sorted by Earned run avg)

Player	era	w-l	app	gs	cg	sho	sv	ip	h	r	er	bb	so	2b	3b	hr	b/avg	wp	hp	bk	sfa	sha
48 Harding, Houston	0.96	2-1	5	4	0	0/1	0	18.2	12	3	2	5	25	5	0	1	.182	3	0	1	0	0
27 Fristoe, Jackson	1.59	2-0	4	4	0	0/1	0	17.0	8	3	3	6	22	0	1	3	.138	0	2	0	0	0
-----																						
24 Bednar, Will	0.00	0-0	3	1	0	0/1	0	7.0	2	0	0	0	14	2	0	0	.095	0	1	0	0	0
35 Johnson, Preston	0.00	0-0	3	0	0	0/1	0	4.2	2	0	0	2	11	0	0	0	.125	0	0	0	0	0
51 Carmouche, Dylan	0.00	1-0	4	0	0	0/1	0	3.1	2	0	0	1	6	0	0	0	.167	0	1	0	0	0
18 Patrick, Chase	0.00	0-0	4	0	0	0/0	0	3.1	1	0	0	0	2	0	0	0	.100	1	0	0	0	0
32 Stinnett, Parker	0.00	0-0	3	0	0	0/2	0	3.0	0	0	0	1	8	0	0	0	.000	1	0	0	0	0
39 Tepper, Mikey	0.00	0-0	2	0	0	0/1	0	3.0	0	1	0	1	4	0	0	0	.000	1	0	0	0	0
47 Talley, Drew	0.00	0-0	2	0	0	0/1	0	2.0	2	1	0	0	4	0	0	0	.250	0	0	0	0	0
13 Rokose, Davis	0.00	0-0	2	0	0	0/0	0	2.0	1	0	0	2	4	0	0	0	.143	0	0	0	0	0
38 Alford, Kole	0.00	0-0	1	0	0	0/0	0	0.1	1	0	0	1	1	0	0	0	.500	0	0	0	0	0
7 Smith, Brandon	0.64	3-0	6	1	0	0/1	0	14.0	4	1	1	2	16	0	0	0	.087	1	0	0	0	0
23 Sims, Landon	0.77	1-0	5	0	0	0/2	1	11.2	6	1	1	3	30	3	0	0	.143	0	0	0	0	0
29 Koestler, Carlisle	0.96	2-0	4	0	0	0/0	0	9.1	5	1	1	4	13	1	0	0	.152	2	2	0	0	0
28 MacLeod, Christian	1.84	1-1	4	4	0	0/1	0	14.2	14	7	3	6	28	1	0	3	.246	3	1	0	0	1
2 Hunt, KC	3.00	0-0	6	0	0	0/1	0	6.0	3	2	2	2	4	0	0	0	.158	5	1	0	0	0
55 Price, Spencer	4.91	1-0	4	0	0	0/1	0	3.2	2	2	2	2	5	0	0	1	.143	1	0	0	0	0
17 Simmons, Stone	5.79	1-0	4	0	0	0/0	1	4.2	5	3	3	1	6	2	0	0	.278	0	0	0	0	0
40 Forrester, Jaxen	6.00	0-0	3	0	0	0/1	0	3.0	2	2	2	2	1	1	0	0	.200	2	0	0	1	0
14 Self, Riley	6.23	0-0	5	0	0	0/2	0	4.1	8	4	3	2	7	1	0	0	.381	0	0	0	0	0
26 Lovett, Xavier	6.75	0-0	5	0	0	0/1	0	4.0	3	4	3	1	1	2	0	0	.188	1	0	0	0	0
37 Cerantola, Eric	6.97	0-1	3	3	0	0/0	0	10.1	10	8	8	7	12	0	0	2	.256	0	5	0	0	0
45 Tullar, Cam	12.00	0-0	4	0	0	0/1	0	3.0	3	4	4	4	4	1	0	0	.250	0	0	0	0	0
Totals	2.24	14-3	17	17	0	4/4	2	153.0	96	47	38	55	228	19	1	10	.176	21	13	1	1	1
Opponents	6.99	3-14	17	17	0	0/0	1	141.2	156	121	110	93	104	29	3	16	.279	16	17	4	6	3

PB - Team (1), Tanner 1, Opp (2). Pickoffs - Team (2), Harding 1, Patrick 1. SBA/ATT - Tanner (7-12), MacLeod (3-5), Hancock (3-4), Harding (2-3), Bednar (0-2), Tepper (2-2), Sims (1-1), Self (0-1), Patrick (0-1), Fristoe (0-1), Johnson (1-1), Hunt (0-1), Talley (0-1), Cerantola (1-1).



## Last Five Games Statistics

Record: 5-0 Home: 5-0 Away: 0-0 SEC: 0-0

Player	avg	gp-gs	ab	r	h	2b	3b	hr	rbi	tb	slg%	bb	hp	so	gdp	ob%	sf	sh	sb-att	po	a	e	fld%
20 Hancock, Luke	.333	5-5	15	4	5	1	0	2	6	12	.800	2	1	0	0	.421	1	0	1-1	14	3	0	1.000
19 Tanner, Logan	.313	5-5	16	5	5	0	0	2	6	11	.688	3	0	3	0	.421	0	0	0-0	48	2	0	1.000
6 James, Kamren	.267	5-5	15	4	4	1	0	0	5	5	.333	2	2	3	0	.381	2	0	2-2	2	8	1	.909
43 Forsythe, Lane	.267	5-5	15	4	4	1	0	0	2	5	.333	4	0	3	1	.421	0	0	0-0	5	11	0	1.000
5 Allen, Tanner	.263	5-5	19	5	5	1	0	0	3	6	.316	0	1	3	0	.300	0	0	2-2	6	1	0	1.000
4 Jordan, Rowdey	.250	5-5	16	4	4	2	0	0	1	6	.375	2	2	5	0	.400	0	0	1-2	3	0	1	.750
3 Dubrule, Scotty	.250	5-5	16	2	4	1	0	0	4	5	.313	3	0	3	0	.368	0	0	1-2	4	9	0	1.000
-----																							
10 Hatcher, Josh	.357	5-5	14	3	5	2	0	1	2	10	.714	1	1	1	1	.438	0	0	1-1	37	1	0	1.000
36 Skinner, Brayland	.333	3-0	3	2	1	0	0	0	0	1	.333	1	0	1	0	.500	0	0	0-0	2	0	0	1.000
31 Leggett, Tanner	.333	3-0	3	0	1	0	0	0	1	1	.333	1	0	0	0	.500	0	0	0-0	0	0	0	.000
25 McDonald, Kyte	.250	3-0	4	1	1	1	0	0	1	2	.500	0	0	1	0	.250	0	0	0-0	0	0	0	.000
33 Cumbest, Brad	.143	5-3	7	0	1	0	0	0	1	1	.143	2	0	3	0	.333	0	0	0-0	2	0	0	1.000
8 McGowan, Drew	.000	4-2	6	0	0	0	0	0	0	0	.000	1	0	0	0	.143	0	0	0-1	3	0	0	1.000
50 Pimentel, Brandon	.000	2-0	2	1	0	0	0	0	1	0	.000	1	0	1	0	.333	0	0	0-0	7	1	0	1.000
12 Meche, Davis	.000	2-0	2	0	0	0	0	0	0	0	.000	0	0	1	0	.000	0	0	0-0	0	2	0	1.000
44 Garner, Kace	.000	2-0	2	1	0	0	0	0	1	0	.000	2	0	1	0	.500	0	0	0-0	0	0	0	.000
Totals	.258	5	155	36	40	10	0	5	34	65	.419	25	7	29	2	.379	3	0	8-11	135	43	2	.989
Opponents	.149	5	154	4	23	7	0	2	3	36	.234	7	3	65	1	.201	0	0	1-3	120	54	6	.967

LOB - Team (34), Opp (25). DPs turned - Team (3), Opp (2).

### (Last Five Sorted by Earned run avg)

Player	era	w-l	app	gs	cg	sho	sv	ip	h	r	er	bb	so	2b	3b	hr	b/avg	wp	hp	bk	sfa	sha
48 Harding, Houston	0.00	1-0	2	2	0	0/1	0	8.1	7	0	0	1	10	3	0	0	.241	1	0	1	0	0
28 MacLeod, Christian	0.00	1-0	1	1	0	0/1	0	5.0	1	0	0	1	11	0	0	0	.063	1	0	0	0	0
37 Cerantola, Eric	1.80	0-0	1	1	0	0/0	0	5.0	1	1	1	0	5	0	0	1	.067	0	2	0	0	0
-----																						
24 Bednar, Will	0.00	0-0	1	0	0	0/0	0	4.0	1	0	0	0	7	1	0	0	.083	0	1	0	0	0
29 Koestler, Carlisle	0.00	1-0	1	0	0	0/0	0	3.0	1	0	0	0	2	0	0	0	.100	0	0	0	0	0
23 Sims, Landon	0.00	0-0	2	0	0	0/1	1	3.0	3	0	0	0	8	2	0	0	.250	0	0	0	0	0
7 Smith, Brandon	0.00	1-0	2	0	0	0/1	0	2.2	0	0	0	0	3	0	0	0	.000	0	0	0	0	0
35 Johnson, Preston	0.00	0-0	2	0	0	0/1	0	2.2	1	0	0	1	5	0	0	0	.111	0	0	0	0	0
32 Stinnett, Parker	0.00	0-0	2	0	0	0/1	0	2.0	0	0	0	1	6	0	0	0	.000	1	0	0	0	0
17 Simmons, Stone	0.00	0-0	1	0	0	0/0	0	1.0	0	0	0	0	2	0	0	0	.000	0	0	0	0	0
55 Price, Spencer	0.00	0-0	1	0	0	0/1	0	1.0	0	0	0	0	0	0	0	0	.000	0	0	0	0	0
14 Self, Riley	0.00	0-0	1	0	0	0/1	0	1.0	2	0	0	0	2	0	0	0	.400	0	0	0	0	0
45 Tullar, Cam	0.00	0-0	1	0	0	0/0	0	0.1	0	0	0	0	0	0	0	0	.000	0	0	0	0	0
51 Carmouche, Dylan	0.00	0-0	1	0	0	0/0	0	0.1	1	0	0	0	0	0	0	0	.500	0	0	0	0	0
27 Fristoe, Jackson	2.25	1-0	1	1	0	0/0	0	4.0	3	1	1	2	3	0	0	1	.188	0	0	0	0	0
2 Hunt, KC	9.00	0-0	1	0	0	0/0	0	1.0	1	1	1	1	1	0	0	0	.250	3	0	0	0	0
26 Lovett, Xavier	13.50	0-0	1	0	0	0/0	0	0.2	1	1	1	0	0	1	0	0	.333	0	0	0	0	0
Totals	0.80	5-0	5	5	0	2/2	1	45.0	23	4	4	7	65	7	0	2	.149	6	3	1	0	0
Opponents	6.97	0-5	5	5	0	0/0	0	40.0	40	36	31	25	29	10	0	5	.258	6	7	1	3	0

PB - Team (0), Opp (1). Pickoffs - Team (1), Harding 1. SBA/ATT - Bednar (0-1), Hancock (1-1), Tanner (0-1), Johnson (1-1), Harding (0-1).



## Last 10 Games Statistics

Record: 9-1 Home: 8-1 Away: 0-0 Neutral: 1-0 SEC: 0-0

Player	avg	gp-gs	ab	r	h	2b	3b	hr	rbi	tb	slg%	bb	hp	so	gdp	ob%	sf	sh	sb-att	po	a	e	fld%
19 Tanner, Logan	.333	10-9	30	7	10	0	0	2	9	16	.533	8	0	6	0	.474	0	0	0-1	105	5	0	1.000
3 Dubrule, Scotty	.323	10-10	31	9	10	3	0	0	9	13	.419	7	0	3	1	.447	0	2	2-3	9	21	1	.968
6 James, Kamren	.313	10-10	32	8	10	3	0	1	11	16	.500	4	2	6	0	.400	2	0	5-5	9	14	2	.920
4 Jordan, Rowdey	.294	10-10	34	10	10	3	1	0	6	15	.441	5	3	9	0	.409	2	0	1-2	9	0	1	.900
5 Allen, Tanner	.282	10-10	39	11	11	1	0	1	11	15	.385	2	2	4	0	.349	0	0	4-4	14	1	0	1.000
10 Hatcher, Josh	.267	10-10	30	5	8	2	0	1	3	13	.433	2	3	4	2	.371	0	0	2-2	64	2	0	1.000
-----																							
25 McDonald, Kyte	.429	6-0	7	3	3	3	0	0	3	6	.857	1	0	1	0	.500	0	0	0-0	0	0	0	.000
33 Cumbest, Brad	.400	9-5	15	5	6	1	1	0	1	9	.600	2	1	6	0	.500	0	0	0-0	2	0	1	.667
43 Forsythe, Lane	.364	8-7	22	8	8	1	0	0	2	9	.409	5	1	4	1	.500	0	0	0-0	6	15	1	.955
12 Meche, Davis	.333	3-0	3	0	1	0	0	0	0	1	.333	1	0	1	0	.500	0	0	0-0	0	3	0	1.000
36 Skinner, Brayland	.333	7-0	3	2	1	0	0	0	0	1	.333	1	0	1	0	.500	0	0	0-0	2	0	0	1.000
50 Pimentel, Brandon	.286	5-1	7	1	2	0	0	0	3	2	.286	2	0	3	0	.444	0	0	0-0	10	2	0	1.000
20 Hancock, Luke	.269	10-10	26	4	7	1	0	2	8	14	.538	9	1	0	1	.459	1	0	1-1	24	4	0	1.000
44 Garner, Kace	.200	4-0	5	1	1	0	0	0	2	1	.200	3	0	2	0	.500	0	0	0-0	3	0	0	1.000
31 Leggett, Tanner	.182	8-1	11	1	2	0	0	0	1	2	.182	2	0	1	2	.308	0	0	0-0	0	0	0	.000
9 Jordan, Landon	.167	5-3	12	0	2	0	0	0	3	2	.167	1	0	2	1	.231	0	1	1-1	2	5	0	1.000
8 McGowan, Drew	.000	9-4	10	1	0	0	0	0	1	0	.000	2	1	2	0	.214	1	0	0-1	7	0	0	1.000
Totals	.290	10	317	76	92	18	2	7	73	135	.426	57	14	55	8	.414	6	3	16-20	270	78	7	.980
Opponents	.145	10	311	17	45	11	0	4	13	68	.219	24	4	137	2	.215	0	1	3-8	243	108	14	.962

LOB - Team (78), Opp (53). DPs turned - Team (6), Opp (10).

### (Last Ten Sorted by Earned run avg)

Player	era	w-l	app	gs	cg	sho	sv	ip	h	r	er	bb	so	2b	3b	hr	b/avg	wp	hp	bks	sfa	sha
48 Harding, Houston	0.68	2-0	3	3	0	0/1	0	13.1	9	1	1	2	19	4	0	0	.191	2	0	1	0	0
27 Fristoe, Jackson	0.90	2-0	2	2	0	0/1	0	10.0	3	1	1	2	11	0	0	1	.088	0	0	0	0	0
-----																						
7 Smith, Brandon	0.00	2-0	3	0	0	0/1	0	7.0	0	0	0	0	8	0	0	0	.000	0	0	0	0	0
24 Bednar, Will	0.00	0-0	3	1	0	0/1	0	7.0	2	0	0	0	14	2	0	0	.095	0	1	0	0	0
29 Koestler, Carlisle	0.00	1-0	2	0	0	0/0	0	5.0	1	0	0	1	6	0	0	0	.063	0	0	0	0	0
35 Johnson, Preston	0.00	0-0	3	0	0	0/1	0	4.2	2	0	0	2	11	0	0	0	.125	0	0	0	0	0
23 Sims, Landon	0.00	0-0	3	0	0	0/2	1	4.0	3	0	0	1	10	2	0	0	.188	0	0	0	0	0
32 Stinnett, Parker	0.00	0-0	3	0	0	0/2	0	3.0	0	0	0	1	8	0	0	0	.000	1	0	0	0	0
51 Carmouche, Dylan	0.00	1-0	3	0	0	0/1	0	2.1	2	0	0	1	3	0	0	0	.222	0	0	0	0	0
39 Tepper, Mikey	0.00	0-0	1	0	0	0/1	0	1.2	0	0	0	0	3	0	0	0	.000	0	0	0	0	0
45 Tullar, Cam	0.00	0-0	3	0	0	0/1	0	1.2	0	0	0	1	2	0	0	0	.000	0	0	0	0	0
18 Patrick, Chase	0.00	0-0	1	0	0	0/0	0	1.1	0	0	0	0	2	0	0	0	.000	1	0	0	0	0
47 Talley, Drew	0.00	0-0	1	0	0	0/1	0	1.0	0	0	0	0	1	0	0	0	.000	0	0	0	0	0
40 Forrester, Jaxen	0.00	0-0	1	0	0	0/1	0	1.0	0	0	0	1	0	0	0	0	.000	0	0	0	0	0
55 Price, Spencer	0.00	0-0	1	0	0	0/1	0	1.0	0	0	0	0	0	0	0	0	.000	0	0	0	0	0
13 Rokose, Davis	0.00	0-0	1	0	0	0/0	0	0.0	1	0	0	2	0	0	0	0	1.000	0	0	0	0	0
28 MacLeod, Christian	2.70	1-0	2	2	0	0/1	0	6.2	5	3	2	4	15	0	0	1	.208	2	0	0	0	1
14 Self, Riley	3.00	0-0	3	0	0	0/2	0	3.0	5	2	1	0	5	0	0	0	.333	0	0	0	0	0
2 Hunt, KC	3.00	0-0	3	0	0	0/1	0	3.0	1	1	1	1	3	0	0	0	.100	3	0	0	0	0
26 Lovett, Xavier	5.40	0-0	2	0	0	0/1	0	1.2	1	1	1	0	1	1	0	0	.167	0	0	0	0	0
37 Cerantola, Eric	5.62	0-1	2	2	0	0/0	0	8.0	6	5	5	4	9	0	0	2	.207	0	3	0	0	0
17 Simmons, Stone	7.36	0-0	3	0	0	0/0	1	3.2	4	3	3	1	6	2	0	0	.286	0	0	0	0	0
Totals	1.50	9-1	10	10	0	4/4	2	90.0	45	17	15	24	137	11	0	4	.145	9	4	1	0	1
Opponents	7.78	1-9	10	10	0	0/0	0	81.0	92	76	70	57	55	18	2	7	.290	12	14	3	6	3

PB - Team (1), Tanner 1, Opp (1). Pickoffs - Team (1), Harding 1. SBA/ATT - Tanner (2-5), Bednar (0-2), MacLeod (1-2), Hancock (1-2), Johnson (1-1), Cerantola (1-1), Patrick (0-1), Harding (0-1).

## Team Game-by-Game (Hitting)

Date	Opponent	ab	r	h	rbi	2b	3b	hr	tb	bb	ibb	sb	cs	hbp	sac	sf	gdp	k	po	a	e	lob	avg
Feb 20	vs Texas	40	8	12	7	1	0	2	19	5	0	1	0	0	0	0	0	10	27	2	0	10	.300
Feb 21	vs TCU	33	2	7	2	1	0	1	11	2	0	0	0	0	0	0	2	11	27	9	2	6	.260
Feb 22	vs Texas Tech	37	11	12	10	1	1	1	18	6	0	0	1	0	0	0	1	5	27	8	0	5	.282
Feb 24	JACKSON STATE	33	7	10	5	3	0	1	16	7	0	5	0	2	0	0	1	3	27	14	3	11	.287
Feb 26	TULANE	34	3	6	2	3	0	0	9	2	0	1	0	1	0	0	0	6	27	6	4	7	.266
Feb 27	TULANE	34	9	10	9	0	0	3	19	7	1	1	0	0	0	0	1	4	27	10	0	9	.270
Feb 28	TULANE	32	5	7	5	2	0	1	12	7	0	1	0	0	0	0	1	10	27	5	3	8	.263
Mar 03	vs Southern Miss	30	4	9	4	1	1	0	12	5	0	1	0	0	1	1	2	5	27	4	2	9	.267
Mar 05	KENT STATE	29	8	6	8	0	1	0	8	9	0	6	1	3	0	0	0	6	27	7	1	9	.262
Mar 06	KENT STATE	34	5	10	5	3	0	0	13	4	0	0	0	0	1	0	1	5	27	13	1	7	.265
Mar 07	KENT STATE	37	13	16	12	2	0	1	21	6	0	1	0	2	0	1	1	6	27	4	1	9	.282
Mar 09	GRAMBLING	32	10	11	10	2	0	1	16	8	0	0	0	2	1	1	2	4	27	7	0	10	.286
Mar 10	LOUISIANA	25	4	4	2	1	0	0	5	3	0	1	1	1	0	2	0	8	27	7	0	3	.279
Mar 12	EASTERN MICHIGAN	37	14	14	14	7	0	0	21	10	0	4	0	0	0	1	0	8	27	4	0	10	.287
Mar 13	EASTERN MICHIGAN	28	4	4	4	0	0	1	7	3	0	1	0	2	0	0	2	4	27	12	0	5	.279
Mar 14	EASTERN MICHIGAN	32	4	8	4	1	0	1	12	1	0	0	1	3	0	0	0	2	27	5	1	8	.277
Mar 16	SAMFORD	33	10	10	10	1	0	3	20	8	0	2	1	1	0	0	0	7	27	15	1	8	.279
Totals		560	121	156	113	29	3	16	239	93	1	25	5	17	3	6	14	104	459	132	19	134	.279

## Team Game-by-Game (Pitching)

Date	Opponent	ip	h	r	er	bb	so	2b	3b	hr	wp	bk	hbp	dp	ibb	score	w-l	sv	era
Feb 20	vs Texas	9.0	9	3	3	1	18	2	0	1	0	0	0	0	0	8-3	1-0	0	3.00
Feb 21	vs TCU	9.0	4	3	2	7	8	2	0	0	3	0	0	1	0	2-3	1-1	0	2.50
Feb 22	vs Texas Tech	9.0	6	5	5	10	15	1	0	0	2	0	4	1	0	11-5	2-1	0	3.33
Feb 24	JACKSON STATE	9.0	2	3	2	1	7	0	0	0	4	0	1	0	0	7-3	3-1	0	3.00
Feb 26	TULANE	9.0	8	7	2	5	14	1	0	1	2	0	2	0	0	3-7	3-2	0	2.80
Feb 27	TULANE	9.0	10	5	5	5	15	1	0	1	0	0	2	0	0	9-5	4-2	0	3.17
Feb 28	TULANE	9.0	12	4	4	2	14	1	1	3	1	0	0	2	1	5-4	5-2	0	3.29
Mar 03	vs Southern Miss	9.0	3	1	1	3	20	1	0	0	1	0	0	0	0	4-1	6-2	1	3.00
Mar 05	KENT STATE	9.0	4	3	2	4	15	0	0	1	1	0	0	1	0	8-3	7-2	1	2.89
Mar 06	KENT STATE	9.0	13	9	8	6	11	2	0	1	1	0	1	2	0	5-9	7-3	1	3.40
Mar 07	KENT STATE	9.0	0	0	0	2	13	0	0	0	0	0	0	0	0	13-0	8-3	1	3.09
Mar 09	GRAMBLING	9.0	2	0	0	2	13	1	0	0	0	0	0	0	0	10-0	9-3	1	2.83
Mar 10	LOUISIANA	9.0	7	0	0	1	17	2	0	0	1	1	0	1	0	4-0	10-3	1	2.62
Mar 12	EASTERN MICHIGAN	9.0	3	0	0	1	18	0	0	0	1	0	0	0	0	14-0	11-3	1	2.43
Mar 13	EASTERN MICHIGAN	9.0	2	1	1	1	8	0	0	1	0	0	2	1	0	4-1	12-3	1	2.33
Mar 14	EASTERN MICHIGAN	9.0	4	1	1	2	13	1	0	1	0	0	1	0	0	4-1	13-3	2	2.25
Mar 16	SAMFORD	9.0	7	2	2	2	9	4	0	0	4	0	0	1	0	10-2	14-3	2	2.24
Totals		153.0	96	47	38	55	228	19	1	10	21	1	13	10	1	121-47	14-3	2	2.24





## Non-Starter Statistics

Player	avg	gp-gs	ab	r	h	2b	3b	hr	rbi	tb	slg%	bb	hp	so	gdp	ob%	sf	sh	sb-att	po	a	e	fld%
25 McDonald, Kyte	.429	6-0	7	3	3	3	0	0	3	6	.857	1	0	1	0	.500	0	0	0-0	0	0	0	.000
36 Skinner, Brayland	.333	7-0	3	2	1	0	0	0	0	1	.333	1	0	1	0	.500	0	0	0-0	2	0	0	1.000
9 Jordan, Landon	.333	3-0	3	0	1	0	0	0	2	1	.333	2	0	0	0	.600	0	0	0-0	1	0	0	1.000
12 Meche, Davis	.333	4-0	3	0	1	0	0	0	0	1	.333	1	0	1	0	.500	0	0	0-0	0	3	0	1.000
31 Leggett, Tanner	.286	7-0	7	1	2	0	0	0	1	2	.286	2	0	0	0	.444	0	0	0-0	0	0	0	.000
50 Pimentel, Brandon	.200	4-0	5	1	1	0	0	0	3	1	.200	2	0	3	0	.429	0	0	0-0	10	2	0	1.000
33 Cumbest, Brad	.200	6-0	5	1	1	0	0	0	1	1	.200	1	1	2	0	.429	0	0	0-0	0	0	0	.000
44 Garner, Kace	.167	5-0	6	1	1	0	0	0	2	1	.167	3	0	2	0	.444	0	0	0-0	3	0	0	1.000
8 McGowan, Drew	.000	8-0	7	4	0	0	0	0	0	0	.000	4	1	0	1	.417	0	0	1-2	3	0	0	1.000
11 Clark, Kellum	.000	1-0	1	0	0	0	0	0	0	0	.000	0	0	0	0	.000	0	0	0-0	0	0	0	.000
19 Tanner, Logan	.000	1-0	1	0	0	0	0	0	0	0	.000	0	0	0	0	.000	0	0	0-0	0	0	0	.000
-----																							
43 Forsythe, Lane	.000	1-0	0	0	0	0	0	0	0	0	.000	0	0	0	0	.000	0	0	0-0	0	0	0	.000
Totals	.229	17	48	13	11	3	0	0	12	14	.292	17	2	10	1	.448	0	0	1-2	24	14	4	.905
Opponents	.108	17	37	2	4	2	0	0	3	6	.162	3	0	18	0	.175	0	0	0-0	12	13	2	.926

(All games Sorted by Earned run avg)

Player	era	w-l	app	gs	cg	sho	sv	ip	h	r	er	bb	so	2b	3b	hr	b/avg	wp	hp	bks	sfa	sha
24 Bednar, Will	0.00	0-0	2	0	0	0/0	0	5.0	1	0	0	0	9	1	0	0	.067	0	1	0	0	0
35 Johnson, Preston	0.00	0-0	3	0	0	0/1	0	4.2	2	0	0	2	11	0	0	0	.125	0	0	0	0	0
51 Carmouche, Dylan	0.00	1-0	4	0	0	0/1	0	3.1	2	0	0	1	6	0	0	0	.167	0	1	0	0	0
18 Patrick, Chase	0.00	0-0	4	0	0	0/0	0	3.1	1	0	0	0	2	0	0	0	.100	1	0	0	0	0
39 Tepper, Mikey	0.00	0-0	2	0	0	0/1	0	3.0	0	1	0	1	4	0	0	0	.000	1	0	0	0	0
32 Stinnett, Parker	0.00	0-0	3	0	0	0/2	0	3.0	0	0	0	1	8	0	0	0	.000	1	0	0	0	0
13 Rokose, Davis	0.00	0-0	2	0	0	0/0	0	2.0	1	0	0	2	4	0	0	0	.143	0	0	0	0	0
47 Talley, Drew	0.00	0-0	2	0	0	0/1	0	2.0	2	1	0	0	4	0	0	0	.250	0	0	0	0	0
38 Alford, Kole	0.00	0-0	1	0	0	0/0	0	0.1	1	0	0	1	1	0	0	0	.500	0	0	0	0	0
7 Smith, Brandon	0.75	2-0	5	0	0	0/1	0	12.0	4	1	1	2	14	0	0	0	.100	1	0	0	0	0
23 Sims, Landon	0.77	1-0	5	0	0	0/2	1	11.2	6	1	1	3	30	3	0	0	.143	0	0	0	0	0
29 Koestler, Carlisle	0.96	2-0	4	0	0	0/0	0	9.1	5	1	1	4	13	1	0	0	.152	2	2	0	0	0
2 Hunt, KC	3.00	0-0	6	0	0	0/1	0	6.0	3	2	2	2	4	0	0	0	.158	5	1	0	0	0
48 Harding, Houston	4.50	0-0	1	0	0	0/0	0	2.0	2	1	1	0	2	0	0	1	.286	0	0	0	0	0
55 Price, Spencer	4.91	1-0	4	0	0	0/1	0	3.2	2	2	2	2	5	0	0	1	.143	1	0	0	0	0
17 Simmons, Stone	5.79	1-0	4	0	0	0/0	1	4.2	5	3	3	1	6	2	0	0	.278	0	0	0	0	0
40 Forrester, Jaxen	6.00	0-0	3	0	0	0/1	0	3.0	2	2	2	2	1	1	0	0	.200	2	0	0	1	0
14 Self, Riley	6.23	0-0	5	0	0	0/2	0	4.1	8	4	3	2	7	1	0	0	.381	0	0	0	0	0
26 Lovett, Xavier	6.75	0-0	5	0	0	0/1	0	4.0	3	4	3	1	1	2	0	0	.188	1	0	0	0	0
45 Tullar, Cam	12.00	0-0	4	0	0	0/1	0	3.0	3	4	4	4	4	1	0	0	.250	0	0	0	0	0
Totals	2.29	8-0	17	0	0	4/4	2	90.1	53	27	23	31	136	12	0	2	.165	15	5	0	1	0
Opponents	10.22	0-4	17	0	0	0/0	1	61.2	80	74	70	52	53	13	1	10	.315	13	10	2	2	1



## Pen Production

Below is a listing of decisions (win or loss), holds and saves/blown saves from the Mississippi State bullpen in 2021.

**NOTE:** A hold occurs when a relief pitcher enters the game in a save situation and maintains the team's lead, while recording at least one out. In order for a pitcher to be credited with a hold one of two conditions must be met: 1) He enters with a lead of three runs or less and maintains that lead while recording at least one out. 2) He enters the game with the tying run on-deck, at the plate or on the bases, and records an out.

Opponent (Date)	Result	Pitcher	Line
vs. Texas (2/20)	Win (1)	Sims, Landon	4.0 IP, 10 K
vs. Texas Tech (2/22)	Win (1)	Koestler, Carlisle	2.2 IP, 2 H, 1 R, 1 ER, 2 BB, 6 K
vs. Texas Tech (2/22)	Hold (1)	Hunt, KC	1.0 IP, 1 H
Jackson State (2/24)	Hold (1)	Rokose, Davis	2.0 IP, 4 K
Jackson State (2/24)	Hold (1)	Tepper, Mikey	1.1 IP, 1 R, 1 BB, 1 K
Jackson State (2/24)	Hold (1)	Patrick, Chase	0.2 IP
Jackson State (2/24)	Hold (1)	Lovett, Xavier	1.0 IP
Tulane (2/27)	Win (1)	Simmons, Stone	1.0 IP, 1 H
Tulane (2/28)	Blown Save(1)/Win (1)	Price, Spencer	1.0, 2 H, 2 R, 2 ER, 2 K
vs. Southern Miss	Hold (1)	Johnson, Preston	2.0 IP, 1 H, 1 BB, 6 K
vs. Southern Miss	Hold (1)	Tullar, Cam	1.0 IP, 2 K
vs. Southern Miss	Save (1)	Simmons, Stone	1.0 IP, 1 BB, 3 K
Kent State (3/5)	Win (1)	Smith, Brandon	4.1 IP, 5 K
Grambling	Win (1)	Carmouche, Dylan	1.0 IP, 1 BB, 2 K
Grambling	Hold (1)	Self, Riley	1.0 IP, 1 H, 1 K
Grambling	Hold (2)	Hunt, KC	1.0 IP, 1 K
Eastern Michigan	Win (2)	Koestler, Carlisle	3.0 IP, 1 H, 2 K
Eastern Michigan	Hold (1)	Bednar, Will	4.0 IP, 1 H, 7 K
Eastern Michigan	Save (1)	Sims, Landon	1.0 IP, 3 K
Samford	Win (2)	Smith, Brandon	1.2 IP, 1 K

### Individual Relief Breakdown (Statistics include only relief appearances)

Name	Win	Hold/Save	Loss/Blown Save	Name	Win	Hold/Save	Loss/Blown Save	Name	Win	Hold/Save	Loss/Blown Save
Bednar, Will	--	1/--	--/--	Lovett, Xavier	--	1/--	--/--	Simmons, Stone	1	--/1	--/--
Carmouche, Dylan	1	--/--	--/--	Patrick, Chase	--	1/--	--/--	Sims, Landon	1	--/1	--/--
Hunt, KC	--	2/--	--/--	Price, Spencer	1	--/--	--/1	Smith, Brandon	2	--/--	--/--
Johnson, Preston	--	1/--	--/--	Rokose, Davis	--	1/--	--/--	Tepper, Mikey	--	1/--	--/--
Koestler, Carlisle	2	--/--	--/--	Self, Riley	--	1/--	--/--	Tullar, Cam	--	1/--	--/--



## Media Roster



**2 | KC Hunt**  
RHP | L/R | So./Fr.  
Wycoff, N.J.




**3 | Scotty Dubrule**  
IF | L/R | Gr./Sr.  
Venice, Fla.



**4 | Rowdey Jordan**  
OF | S/R | Sr./Jr.  
Auburn, Ala.




**5 | Tanner Allen**  
OF | L/R | Sr./Jr.  
Theodore, Ala.




**6 | Kamren James**  
IF | R/R | So./Fr.  
Southaven, Miss.



**7 | Brandon Smith**  
RHP | R/R | Jr./So.  
Richland, Miss.



**8 | Drew McGowan**  
OF | L/R | So./Fr.  
Hopkinsville, Ky.



**10 | Josh Hatcher**  
IF/OF | L/L | Sr./Jr.  
Albany, Ga.



**11 | Kellum Clark**  
IF | L/R | Fr./Fr.  
Brandon, Miss.



**12 | Davis Meche**  
IF | L/R | Fr./Fr.  
Lake Charles, La.



**13 | Davis Rokose**  
LHP | L/L | So./Fr.  
Johns Creek, Ga.



**14 | Riley Self**  
RHP | R/R | Gr./Sr.  
Coldwater, Miss.




**15 | Cade Smith**  
RHP | L/R | Fr./Fr.  
Southaven, Miss.



**17 | Stone Simmons**  
RHP | R/R | So./Fr.  
Houston, Texas



**18 | Chase Patrick**  
RHP | R/R | Sr./Jr.  
Ellaville, Ga.



**19 | Logan Tanner**  
C | R/R | So./Fr.  
Lucedale, Miss.




**20 | Luke Hancock**  
C | L/R | Jr./So.  
Houston, Miss.



**23 | Landon Sims**  
RHP | R/R | So./Fr.  
Cumming, Ga.



**24 | Will Bednar**  
RHP | R/R | So./Fr.  
Valencia, Pa.



**25 | Kyte McDonald**  
OF | R/R | So./Fr.  
San Antonio, Texas



**26 | Xavier Lovett**  
RHP | R/R | So./Fr.  
Houston, Texas



**27 | Jackson Fristoe**  
RHP | R/R | Fr./Fr.  
Paducah, Ky.



**28 | Christian MacLeod**  
LHP | L/L | Jr./Fr.  
Huntsville, Ala.



**29 | Carlisle Koestler**  
RHP | R/R | Gr./Sr.  
Vicksburg, Miss.



**31 | Tanner Leggett**  
IF | R/R | Sr./Jr.  
Raymond, Miss.




**32 | Parker Stinnett**  
RHP | R/R | Jr./So.  
Oxford, Miss.



**33 | Brad Cumbest**  
OF | R/R | Jr./So.  
Hurley, Miss.



**34 | Shane Lewis**  
IF | S/R | Fr./Fr.  
Vicksburg, Miss.



**35 | Preston Johnson**  
RHP | R/R | Jr./So.  
Crystal Springs, Miss.



**36 | Brayland Skinner**  
OF | L/L | Sr./So.  
Lake Cormorant, Miss.



**37 | Eric Cerantola**  
RHP | R/R | Jr./So.  
Oakville, Ontario



**38 | Kole Alford**  
LHP | R/L | So./Fr.  
McComb, Miss.



**39 | Mikey Tepper**  
RHP | L/R | Fr./Fr.  
Fort Mill, S.C.



**40 | Jaxen Forrester**  
RHP | R/R | Sr./Jr.  
Spanish Fort, Ala.



**43 | Lane Forsythe**  
IF | R/R | Fr./Fr.  
Humboldt, Tenn.



**44 | Kace Garner**  
C | R/R | Jr./So.  
Brandon, Miss.



**45 | Cam Tullar**  
LHP | R/L | Jr./So.  
Brighton, Mich./



**46 | Austin Reed**  
OF | R/R | Fr./Fr.  
Buckner, Ky.



**47 | Drew Talley**  
RHP | R/R | Sr./Jr.  
Huntsville, Ala.



**48 | Houston Harding**  
LHP | L/L | Sr./Jr.  
Walls, Miss.



**49 | Corbin Grantham**  
OF | R/R | Fr./Fr.  
Gainesville, Fla.



**50 | Brandon Pimentel**  
IF/OF | L/L | Jr./So.  
El Paso, Texas



**51 | Dylan Carmouche**  
LHP | S/L | Fr./Fr.  
Denham Springs, La.



**55 | Spencer Price**  
RHP | R/R | Gr./Sr.  
Olive Branch, Miss.