



APRIL 13, 2021

131 SEASONS

38 NCAA APPEARANCES

11 COLLEGE WORLD SERIES APPEARANCES

17 MLB FIRST ROUND DRAFT PICKS

2021 Schedule & Results

February (5-2)

State Farm College Baseball Showdown (Arlington, Texas; Globe Life Field)

20 vs. No. 9 Texas (1) FloBaseball.tv W, 8-3

21 vs. No. 10 TCU (1) FloBaseball.tv L, 2-3

22 vs. No. 3 Texas Tech (1) FloBaseball.tv W, 11-5

23 JACKSON STATE SECN+ postponed

24 JACKSON STATE SECN+ W, 7-3

26 TULANE SECN+ L, 3-7

27 TULANE SECN+ W, 9-5

28 TULANE SECN+ W, 5-4

March (12-5, 2-4 SEC)

Trustmark Park (Pearl, Miss.)

2 vs. Southern Miss (2) -- W, 4-1

5 KENT STATE SECN+ W, 8-3

6 KENT STATE SECN+ L, 5-9

7 KENT STATE SECN+ W, 13-0

9 GRAMBLING SECN+ W, 10-0

10 LOUISIANA-LAFAYETTE SECN+ W, 4-0

12 EASTERN MICHIGAN SECN+ W, 14-0

13 EASTERN MICHIGAN SECN+ W, 4-1

14 EASTERN MICHIGAN SECN+ W, 4-1

16 SAMFORD SECN+ W, 10-2

19 at No. 10 LSU * SEC Network W, 6-1

20 at No. 10 LSU * SECN+ W, 3-0

21 at No. 10 LSU * SECN+ L, 3-8

24 NORTH ALABAMA SECN+ W, 18-1

26 No. 1 ARKANSAS * SECN+ L, 2-8

27 No. 1 ARKANSAS * SECN+ L, 5-11

28 No. 1 ARKANSAS * SEC Network L, 4-6

30 MISSISSIPPI VALLEY STATE SECN+ postponed

April (7-0, 6-0 SEC)

1 No. 21 KENTUCKY * ESPNU W, 8-1

2 No. 21 KENTUCKY * SEC Network W, 3-2

3 No. 21 KENTUCKY * SECN+ W, 4-3

6 SOUTHERN SECN+ W, 15-1

9 at Auburn * SECN+ W, 6-5

10 at Auburn * SECN+ W, 7-2

11 at Auburn * SEC Network W, 19-10

13 ARKANSAS STATE SECN+ 6:30 p.m.

16 OLE MISS * SEC Network 6 p.m.

17 OLE MISS * SECN+ 2 p.m.

18 OLE MISS * SECN+ 1 p.m.

20 UAB SECN+ 6:30 p.m.

23 at Vanderbilt * SEC Network 7 p.m.

24 at Vanderbilt * SEC Network 7 p.m.

25 at Vanderbilt * SECN+ 1 p.m.

30 TEXAS A&M * SECN+ 6:30 p.m.

May

1 TEXAS A&M * SECN+ 2 p.m.

2 TEXAS A&M * SEC Network 2 p.m.

5 at The Citadel -- 6 p.m.

7 at South Carolina * SECN+ 6 p.m.

8 at South Carolina * SECN+ 3 p.m.

9 at South Carolina * SEC Network 1 p.m.

11 UT MARTIN SECN+ 6:30 p.m.

13 MISSOURI * ESPNU 7:30 p.m.

14 MISSOURI * SECN+ 6:30 p.m.

15 MISSOURI * SECN+ 1 p.m.

18 JACKSONVILLE STATE SECN+ 6:30 p.m.

20 at Alabama * SECN+ 6 p.m.

21 at Alabama * SECN+ 6 p.m.

22 at Alabama * SECN+ 1 p.m.

All times central and subject to change

HOME GAMES IN BOLD CAPS | * - Southeastern Conference game

(1) - Globe Life Field; Arlington Texas | (2) - Trustmark Park; Pearl, Miss.

Mississippi State

Record (SEC): 24-7 (8-4)

H/A/N: 16-5 / 5-1 / 3-1

Rankings: Baseball America - 3, CBN - 11

D1Baseball - 4, NCBWA - 5

Perfect Game - 6, USA Today - 4

Head Coach: Chris Lemonis

Record at MSU (Yrs.): 88-26 (3rd)

Career Record (Yrs): 229-117-2 (7th)

Batting Average: .278

Runs Per-Game: 7.2

Hits Per-Game: 9.3

Slugging Percentage: .434

ERA: 3.01

K's/BB Ratio: 3.64/1

Batting Average Against: .194

First Year of Baseball: 1885 (131st season)

Program Record: 2,728-1,587-29 (.631)

Arkansas State

Record (Sun Belt): 9-16 (4-5)

H/A/N: 6-2 / 3-14 / --

Rankings: --

Head Coach: Tommy Raffo

Record at ASU (Yrs.): 320-342-1 (13th)

Career Record (Yrs): Same

Batting Average: .257

Runs Per-Game: 5.9

Hits Per-Game: 8.6

Slugging Percentage: .414

ERA: 8.59

K's/BB Ratio: 1.01/1

Batting Average Against: .304

The Rotation

Tuesday, April 6, 2021

MSU: Carlisle Koestler, RHP, Gr. 2-0, 3.46 ERA

ASU: Tyler Jeans, RHP, Fr. 1-1, 4.80 ERA

Gameday Information

Arkansas State at No. 3 Mississippi State

Dudy Noble Field (Starkville, Miss.)

Tuesday

First Pitch: 6:30 p.m. CT

TV: --

Internet Stream: SEC Network+

Radio: MSU Radio Network

(100.9 FM locally)

Audio Stream: HailState.com/plus

What's Inside

- Mississippi State will spend its eighth straight week ranked among the top five by at least one of the major polls, sitting as high as No. 3 per Baseball America.

FULL POLLS ON PAGE 6

- The Bulldogs own the longest winning streak in the SEC and second-longest in the Power 5 (Texas; 8 games) at seven games. The streak includes back-to-back SEC series sweeps for the first time since 2017.

MORE ON PAGE 8

- The six straight SEC victories make MSU the fourth conference team to win six straight games in SEC play this season. None of the previous three were able to push that streak to seven straight conference victories. The last time MSU won more than six straight conference games came to end the 2016 season with a program-record 10 straight SEC wins.

- The Bulldog pitching staff has fanned at least 10 batters in a school-record 11 straight games entering the week. Earlier in the season, State matched the 2001 team with 10 straight games and has now moved past that mark. State leads the NCAA with 406 strikeouts and has walked only 112 batters on the season.

MORE ON PAGE 11

- Last week, Mississippi State hit .338 as a team and slugged .591 with 10 doubles, one triple and nine home runs. The Diamond Dawgs walked 20 times, reached via HBP on eight occasions and struck out just 26 times.

- Tanner Allen leads the team with a .333 batting average, 38 hits and 34 RBIs on the year and ranks No. 2 on the team in runs scored (33) and stolen bases (6). He hit a pair of home runs at Auburn to move his season total to five and added nine RBIs in the series.

- Rowdy Jordan has found his swing after a slow start to the season, as the junior is leading the team over his 16-game reached base streak with a .357 batting average and 19 runs scored. Add his 11 HBP and five walks over that stretch and Jordan owns a .500 on-base percentage during that span.

- Mississippi State enters its annual SEC series against Ole Miss having won 11 straight games against in-state opponents. That stretch began with back-to-back wins over Southern Miss in 2019 and includes four wins over Ole Miss, three against Southern Miss, two over Jackson State and one each against Alcorn State and Mississippi Valley State.

MORE ON PAGE 8

What's Inside

P2 Roster & Quick Facts

P3 Inside the Series/Probable Starters

P4 Head coach Chris Lemonis

P5 Dudy Noble Field

P6 SEC Update/National Polls

P7 Mississippi State When.../How It Was Won

P8-9

8

9

P10-11

10

11

News & Notes

Multi Games/Streaks

State to The Show

Bump Day

Honors Tracker

National Rankings

P12-13

12

13

P14-20

P20

The Last Time...

Home Run Tracker

Exit Velocities

2021 Statistics

Pen Production



2021 Roster

Numerical

#	Name	Pos.	B/T	Ht.	Wt.	Cl./Exp.	Hometown/High School (Previous School)
2	KC Hunt	RHP	L/R	6-3	200	So./Fr.	Wycoff, N.J./Ramapo
3	Scotty Dubrule	IF	L/R	5-10	175	Gr./Sr.	Venice, Fla./Venice (Jacksonville)
4	Rowdey Jordan	OF	S/R	5-10	190	Sr./Jr.	Auburn, Ala./Auburn
5	Tanner Allen	OF	L/R	5-11	190	Sr./Jr.	Theodore, Ala./UMS- Wright Prep
6	Kamren James	IF	R/R	6-2	205	So./Fr.	Southaven, Miss./DeSoto Central
7	Brandon Smith	RHP	R/R	6-3	220	Jr./So.	Richland, Miss./Richland
8	Drew McGowan	OF	L/R	6-1	180	So./Fr.	Hopkinsville, Ky./University Heights Academy
10	Josh Hatcher	IF/OF	L/L	6-2	200	Sr./Jr.	Albany, Ga./Lee County
11	Kellum Clark	IF	L/R	6-4	205	Fr./Fr.	Brandon, Miss./Brandon
12	Davis Meche	IF	L/R	5-10	165	Fr./Fr.	Lake Charles, La./Barbe
13	Davis Rokose	LHP	L/L	6-0	205	So./Fr.	Johns Creek, Ga./Chattahoochee
14	Riley Self	RHP	R/R	6-4	230	Gr./Sr.	Coldwater, Miss./Magnolia Heights School
15	Cade Smith	RHP	L/R	6-1	190	Fr./Fr.	Southaven, Miss./DeSoto Central
17	Stone Simmons	RHP	R/R	6-4	235	So./Fr.	Houston, Texas/ The Kindaoid School (Furman)
18	Chase Patrick	RHP	R/R	5-9	170	So./Fr.	Ellaville, Ga./Schley County (Chattahoochee C.C.)
19	Logan Tanner	C	R/R	6-0	230	So./Fr.	Lucedale, Miss./George County
20	Luke Hancock	C	L/R	5-11	195	Jr./So.	Houston, Miss./Houston
23	Landon Sims	RHP	R/R	6-2	235	So./Fr.	Cumming, Ga./South Forsythe
24	Will Bednar	RHP	R/R	6-2	235	So./Fr.	Valencia, Pa./Mars Area
25	Kyte McDonald	OF	R/R	5-10	180	So./Fr.	San Antonio, Texas/ Antonian
26	Xavier Lovett	RHP	R/R	5-11	185	So./Fr.	Houston, Texas/ Westfield
27	Jackson Fristoe	RHP	R/R	6-4	210	Fr./Fr.	Paducah, Ky./Paducah Tilghman
28	Christian MacLeod	LHP	L/L	6-4	220	Jr./Fr.	Huntsville, Ala./Huntsville
29	Carlisle Koestler	RHP	R/R	5-11	190	Gr./Sr.	Vicksburg, Miss./Warren Central (Southeastern Louisiana)
31	Tanner Leggett	IF	R/R	5-10	155	Sr./Jr.	Raymond, Miss./Central Hinds Academy (Northwest Mississippi C.C.)
32	Parker Stinnett	RHP	R/R	6-1	190	Jr./So.	Oxford, Miss./Oxford (Northwest Mississippi C.C.)
33	Brad Cumbest	OF	R/R	6-5	250	Jr./So.	Hurley, Miss./East Central
34	Shane Lewis	IF	S/R	6-0	200	Fr./Fr.	Vicksburg, Miss./Warren Central
35	Preston Johnson	RHP	R/R	6-4	250	Jr./So.	Crystal Springs, Miss./Copolah Academy (Hinds C.C.)
36	Brayland Skinner	OF	L/L	5-10	175	Sr./So.	Lake Cormorant, Miss./Lake Cormorant (Northwest Mississippi C.C.)
37	Eric Cerantola	RHP	R/R	6-5	225	Jr./So.	Oakville, Ontario/Ecole Secondaire Catholique Sainte-Trinite
38	Kole Alford	LHP	R/L	6-2	175	So./Fr.	McComb, Miss./North Pike Senior (Pearl River C.C.)
39	Mikey Tepper	RHP	L/R	6-0	210	Fr./Fr.	Fort Mill, S.C./Fort Mill
40	Jaxen Forrester	RHP	R/R	6-0	195	Sr./Jr.	Spanish Fort, Ala./Spanish Fort (East Mississippi C.C.)
43	Lane Forsythe	IF	R/R	5-10	170	Fr./Fr.	Humboldt, Tenn./Trinity Christian Academy
44	Kace Garner	C	R/R	6-1	195	Jr./So.	Brandon, Miss./ Northwest Rankin (Meridian C.C.)
45	Cam Tullar	LHP	R/L	6-1	215	Jr./So.	Brighton, Mich./Brighton (Wabash Valley (Ill.) College)
46	Austin Reed	OF	R/R	6-0	190	Fr./Fr.	Buckner, Ky./Oldham County
47	Drew Talley	RHP	R/R	6-3	220	Sr./Jr.	Huntsville, Ala./Huntsville (Wallace State C.C.-Hanceville)
48	Houston Harding	LHP	L/L	6-1	230	Sr./Jr.	Walls, Miss./Evangelical Christian School (Itawamba C.C.)
49	Corbin Grantham	OF	R/R	5-10	185	Fr./Fr.	Gainesville, Fla./Buchholz
50	Brandon Pimentel	IF/OF	L/L	6-3	220	Jr./So.	El Paso, Texas/Socorro (Howard C.C.)
51	Dylan Carmouche	LHP	S/L	6-5	225	Fr./Fr.	Denham Springs, La./LSU Laboratory
55	Spencer Price	RHP	R/R	6-2	235	Gr./Sr.	Olive Branch, Miss./DeSoto Central (Meridian C.C.)

22 Chris Lemonis - Head Coach (Third Season at Mississippi State, Sixth Overall; The Citadel, 1992)

21 Jake Gautreau - Assistant Coach (Fourth Season; Tulane, 2011)

42 Scott Foxhall - Assistant Coach (Third Season; College of Charleston, 2004)

0 Kyle Cheesebrough - Volunteer Assistant Coach (Third Season; Louisville, 2010)

Alphabetical

#	Name	Pos.	B/T	Ht.	Wt.	Cl./Exp.
38	Alford, Kole	LHP	R/L	6-2	175	So./Fr.
5	Allen, Tanner	OF	L/R	5-11	190	Sr./Jr.
24	Bednar, Will	RHP	R/R	6-2	235	So./Fr.
51	Carmouche, Dylan	LHP	S/L	6-5	225	Fr./Fr.
37	Cerantola, Eric	RHP	R/R	6-5	225	Jr./So.
0	Cheesebrough, Kyle	Assistant Coach				
11	Clark, Kellum	IF	L/R	6-4	205	Fr./Fr.
33	Cumbest, Brad	OF	R/R	6-5	250	Jr./So.
3	Dubrule, Scotty	IF	L/R	5-10	175	Gr./Sr.
40	Forrester, Jaxen	RHP	R/R	6-0	195	Sr./Jr.
43	Forsythe, Lane	IF	R/R	5-10	170	Fr./Fr.
42	Foxhall, Scott	Assistant Coach				
27	Fristoe, Jackson	RHP	R/R	6-4	210	Fr./Fr.
44	Garner, Kace	C	R/R	6-1	195	Jr./So.
21	Gautreau, Jake	Assistant Coach				
49	Grantham, Corbin	OF	R/R	5-10	185	Fr./Fr.
20	Hancock, Luke	C	L/R	5-11	195	Jr./So.
48	Harding, Houston	LHP	L/L	6-1	230	Sr./Jr.
10	Hatcher, Josh	IF/OF	L/L	6-2	200	Sr./Jr.
2	Hunt, KC	RHP	L/R	6-3	200	So./Fr.
6	James, Kamren	IF	R/R	6-2	205	So./Fr.
35	Johnson, Preston	RHP	R/R	6-4	250	Jr./So.
4	Jordan, Rowdey	OF	S/R	5-10	190	Sr./Jr.
29	Koestler, Carlisle	RHP	R/R	5-11	190	Gr./Sr.
31	Leggett, Tanner	IF	R/R	5-10	155	Sr./Jr.
22	Lemonis, Chris	Head Coach				
34	Lewis, Shane	IF	S/R	6-0	200	Fr./Fr.
26	Lovett, Xavier	RHP	R/R	5-11	185	So./Fr.
28	MacLeod, Christian	LHP	L/L	6-4	220	Jr./Fr.
25	McDonald, Kyte	OF	R/R	5-10	180	So./Fr.
8	McGowan, Drew	OF	L/R	6-1	180	So./Fr.
12	Meche, Davis	IF	L/R	5-10	165	Fr./Fr.
18	Patrick, Chase	RHP	R/R	5-9	170	Sr./Jr.
50	Pimentel, Brandon	IF/OF	L/L	6-3	220	Jr./So.
55	Price, Spencer	RHP	R/R	6-2	235	Gr./Sr.
46	Reed, Austin	OF	R/R	6-0	190	Fr./Fr.
13	Rokose, Davis	LHP	L/L	6-0	205	So./Fr.
14	Self, Riley	RHP	R/R	6-4	230	Gr./Sr.
17	Simmons, Stone	RHP	R/R	6-4	235	So./Fr.
23	Sims, Landon	RHP	R/R	6-2	235	So./Fr.
36	Skinner, Brayland	OF	L/L	5-10	175	Sr./So.
7	Smith, Brandon	RHP	R/R	6-3	220	Jr./So.
15	Smith, Cade	RHP	L/R	6-1	190	Fr./Fr.
32	Stinnett, Parker	RHP	R/R	6-1	190	Jr./So.
47	Talley, Drew	RHP	R/R	6-3	220	Sr./Jr.
19	Tanner, Logan	C	R/R	6-0	230	So./Fr.
39	Tepper, Mikey	RHP	L/R	6-0	210	Fr./Fr.
45	Tullar, Cameron	LHP	R/L	6-1	215	Jr./So.

Pronunciation Guide

Dylan Carmouche	car-MOO-sh
Eric Cerantola	Sare-an-TOE-la
Scotty Dubrule	Duh-bruul
Jaxen Forrester	Jackson Forest-er
Jake Gautreau	Go-TRO (long o)
Rowdey Jordan	Rouw-D
Carlisle Koestler	Car-lie-ul Kess-lur
Chris Lemonis	Luh-MOE-niss
Xavier Lovett	Pronounce the X
Christian MacLeod	Mc-CLOUD
Davis Meche	Mesh
Brandon Pimentel	Pim-in-tell
Davis Rokose	Row-cohs
Mikey Tepper	Mike-EE
Cameron Tullar	TUH-lur

Program Quick Facts

School Information

Location	Starkville, Mississippi
Founded	1878
Enrollment	22,226
President	Dr. Mark E. Keenum
Faculty Representative	Dr. Steven Turner
Director of Athletics	John Cohen
Twitter	@JohnCohenAD
Affiliation	NCAA Division I
Conference	Southeastern - Western Division
Nickname	Bulldogs
Colors	Maroon and White

Stadium

Name	Dudy Noble Field, Polk-DeMent Stadium
Capacity	15,000+
Field Dimensions	Left-330, Left Center-385, Center-400, Right Center-380, Right-305

2020 Team Information

Overall Record (SEC; Finish)	12-4 (--)
Home/Away/Neutral	10-2/1-2/2-0
Postseason	--
Lettermen Returning/Lost	24/7
Position Starters Returning/Lost	8/2
Pitchers Returning/Lost	12/2
Newcomers	19 (10 Freshmen, 9 Transfers)

Program Information

First Year of Baseball	1885 (131st season)
First Year in SEC	1933 (Charter Member)
All-Time Record (Win %)	2,728-1,587-29 (.631)
All-Time SEC Record (Win %)	967-826-3 (.538)
SEC Championships (Last)	11 (2016)
SEC Tournament Championships (Last)	7 (2012)
NCAA Tournaments (Last)	38 (2019)
NCAA Super Regionals (Last)	9 (2019)
College World Series (Last)	11 (2019)

Scorecard Summaries

2021 statistics listed | Probable starters based on previous games

Pos.	Name	Elg.	B/T	Ht./Wt.	Avg.	R	H	RBI	Notes
C	Logan Tanner	Fr. (2Y)	R/R	6-0/230	.250	19	26	21	First collegiate hit was a home run; Drove in the game-tying run vs. Tulane (2/27) in the ninth inning
1B	Josh Hatcher	Jr.	L/L	6-2/195	.209	14	23	11	Owens 119 career starts; Career-long 14-game reached base streak ended vs. Southern Miss on March 3
2B	Tanner Leggett	Jr.	R/R	5-10/155	.306	8	11	1	Started all three games at Auburn; Doubled and scored the game winning run in series opener at Auburn (4/9)
SS	Lane Forsythe	Fr.	R/R	5-10/170	.309	16	21	7	Made first career start against Kent State (3/7) and reached base three times (2 singles, 1 HPB); Capped no-hitter with over-the-shoulder grab for final out
3B	Kamren James	Fr. (2Y)	R/R	6-2/205	.308	24	36	32	Has at least one RBI in 17 games this season; Tabbed SEC Newcomer of the Week after hitting .467 during week eight (Southern, at Auburn)
LF	Brayland Skinner	So.	L/L	5-10/175	.227	10	10	8	Made first career start at LSU (3/19) and his a home run as part of a 3-for-3 game with three RBIs
CF	Rowdey Jordan	Jr.	S/R	5-10/190	.291	34	34	19	Closing in on the 200-hit mark (191); Career batting average of .302; Made 164 career starts in the outfield
RF	Tanner Allen	Jr.	L/R	5-11/190	.333	33	38	34	Career .318 hitter with 219 hits, 150 RBIs and 137 runs scored; Looks to become 8th Diamond Dawg with 250 hits, 150 runs scored and 150 RBIs in a career
DH	Luke Hancock	So.	L/R	5-11/195	.284	20	27	31	Hit walk-off grand slam in middle game vs. Tulane (2/27); Hit two home runs against Samford (3/16); Career on-base percentage of .433

Pitching Probables

* - Game started



29 | Carlisle Koestler | Gr. | RHP

Quick Stats					
	W-L	ERA	BAA	IP	SO/BB
2021	0-0	3.46	.229	13.0	17/5
Career	15-8	3.80	.264	210.2	178/55
Last Three Appearances					
3/13/21	Eastern Michigan				W, 4-1
3.0 IP, 1 H, 2 K (Win)					
3/21/21	at LSU				L, 3-8
0.2 IP, 3 H, 3 R, 3 ER (ND)					
3/27/21	Arkansas				L, 5-11
3.0 IP, 3 H, 1 R, 1 ER, 1 BB, 4 K (ND)					

Career Situational Statistics

Runners On Base (H-AB)							Runners in Scoring Position (H-AB)						
Name	'18	'19	'20	'21	Total	Avg.	Name	2018	2019	2020	2021	Total	Avg.
Allen, Tanner	48-143	55-152	5-16	24-69	132-380	.347	Allen, Tanner	26-92	36-101	3-9	17-40	82-242	.339
Clark, Kellum	--	--	--	0-4	0-4	--	Clark, Kellum	--	--	--	0-3	0-3	--
Cumbest, Brad	--	11-28	1-8	4-18	16-54	.296	Cumbest, Brad	--	6-17	0-4	3-13	9-34	.265
Dubrule, Scotty	--	--	--	15-43	15-43	.349	Dubrule, Scotty	--	--	--	9-25	9-25	.360
Forsythe, Lane	--	--	--	11-34	11-34	.324	Forsythe, Lane	--	--	--	6-21	6-21	.286
Garner, Kace	--	--	--	2-9	2-9	.222	Garner, Kace	--	--	--	2-6	2-6	.333
Hancock, Luke	--	8-18	3-11	17-48	28-77	.364	Hancock, Luke	--	9-25	2-6	12-36	23-67	.343
Hatcher, Josh	19-92	20-56	6-28	12-49	57-225	.253	Hatcher, Josh	9-52	15-34	3-17	4-25	31-128	.242
James, Kamren	--	--	10-29	22-65	32-94	.340	James, Kamren	--	--	7-16	14-38	21-54	.389
Jordan, Rowdey	34-102	44-142	7-21	13-51	98-316	.310	Jordan, Rowdey	17-57	28-82	5-13	9-38	59-190	.311
Leggett, Tanner	--	--	1-7	3-17	4-24	.167	Leggett, Tanner	--	--	0-3	0-9	0-12	--
McDonald, Kyte	--	--	--	3-7	3-7	.429	McDonald, Kyte	--	--	--	2-6	2-6	.333
McGowan, Drew	--	--	0-4	3-18	3-22	.136	McGowan, Drew	--	--	0-1	2-9	2-10	.200
Meche, Davis	--	--	--	1-7	1-7	.143	Meche, Davis	--	--	--	0-4	0-4	--
Pimentel, Brandon	--	--	8-30	6-7	11-37	.297	Pimentel, Brandon	--	--	5-16	3-4	8-20	.400
Skinner, Brayland	--	--	--	6-21	6-21	.286	Skinner, Brayland	--	--	--	6-17	6-17	.353
Tanner, Logan	--	--	5-23	14-50	19-73	.260	Tanner, Logan	--	--	3-15	10-30	13-45	.289
TOTAL	438-1,427						TOTAL	273-884					

Inside The Series

Scouting The Opponent

- Arkansas State enters with a 9-16 overall record and a 4-5 mark in Sun Belt play. After dropping the first two games of a series at Louisiana-Lafayette, ASU belted out 12 hits and walked nine times to claim a 16-10 win in the series finale.
- Liam Hicks leads the Red Wolves with a .413 batting average and a .526 on-base percentage. In 63 at-bats, he has 26 hits, 12 runs scored and 12 RBIs.
- Tyler Duncan owns a team-best six home runs, 24 runs scored and 29 RBIs. Of his 32 hits, 15 have gone for extra bases.
- Arkansas State has seen 20 pitchers make at least one appearance and only two have an ERA of under 4.00. The staff has allowed 257 hits in 206 1/3 innings with 163 strikeouts and 162 walks.

Series Notes

- Mississippi State and Arkansas State will meet for the 53rd time on Tuesday at Dudy Noble Field, with MSU owning a 42-10 advantage all-time.

Overall	Mississippi State leads 42-10
In Starkville	Mississippi State leads 29-3
In Jonesboro	Mississippi State leads 13-7
- The last meeting came in a three-game series during the second weekend of the 2006 season. State swept that meeting to move its winning streak to six games in the series.
- The first meeting came to open the 1958 season in Starkville. State won a pair of games on March 24-25.
- The Red Wolves have sprinkled in victories throughout the series, with the longest ASU winning streak coming at three games from 1967-68.
- Mississippi State rode the longest winning streak in the series at 13 games from 1974-81.

Series History

Recent history

Date	Location	Result
4/25/1972	Starkville	ASU, 0-1
4/25/1972	Starkville	ASU, 4-5
4/15/1974	Starkville	MSU, 5-0
3/22/1976	Starkville	MSU, 2-1 (12)
3/22/1976	Starkville	MSU, 4-0 (7)
4/26/1977	Jonesboro, Ark.	MSU, 5-1 (7)
4/26/1977	Jonesboro, Ark.	MSU, 5-2 (7)
4/18/1978	Starkville	MSU, 18-10 (7)
4/18/1978	Starkville	MSU, 7-4 (7)
3/6/1979	Starkville	MSU, 11-3
3/7/1979	Starkville	MSU, 5-4
4/7/1980	Jonesboro, Ark.	MSU, 7-3 (7)
4/7/1980	Jonesboro, Ark.	MSU, 3-0 (7)
4/27/1981	Starkville	MSU, 3-0
4/28/1981	Starkville	MSU, 24-3 (7)
3/23/1982	Jonesboro, Ark.	ASU, 7-8
3/24/1982	Jonesboro, Ark.	MSU, 13-7
4/21/1983	Starkville	MSU, 7-5
3/9/1984	Jonesboro, Ark.	MSU, 5-1 (7)
3/9/1984	Jonesboro, Ark.	ASU, 7-8
4/2/1985	Starkville	MSU, 13-4
4/2/1985	Starkville	MSU, 12-5
3/3/2006	Starkville	MSU, 9-5
3/4/2006	Starkville	MSU, 10-4
3/5/2006	Starkville	MSU, 5-4



CHRIS LEMONIS

22 HEAD COACH (THIRD SEASON)

MYRTLE BEACH, S.C.

ALMA MATER: THE CITADEL, 1992



After arguably the most successful first year by a Southeastern Conference head baseball coach in conference history, Chris Lemonis begins his third season as the leader of the Mississippi State baseball program.

The 18th head coach in the storied history of the program, a journey of nearly 40 years came full circle when he was introduced on June 25, 2018 on Adkerson Plaza inside Dudy Noble Field. The son of a 1973 State graduate, Lemonis resided in Starkville as a child and now leads one of the perennial powerhouses in college baseball.

In his first season at the helm of the Diamond Dawgs, Lemonis became the winningest first-year head coach in SEC history and in the process led the 2019 edition to the second-most victories in program history at 52 (54; 1989). The 40 victories over MSU's first 50 games marked the third-most in the first 50 games of a season in program history and set the tone for State's second straight trip to the College World Series.

Lemonis became one of just three SEC head coaches to advance to the College World Series in their inaugural season in the conference, joining Jake Gibbs (Ole Miss, 1972) and fellow Diamond Dawg skipper Pat McMahon (Mississippi State, 1998).

Over his first two seasons, five Diamond Dawgs earned All-America honors and a trio of pitchers have garnered national specialty awards. Left-handed pitcher Ethan Small was tabbed the 2019 National Pitcher of the Year (College Baseball Foundation; American Baseball Coaches Association), while right-handed pitcher JT Ginn (2019) and left-handed pitcher Christian MacLeod (2020) earned back-to-back National Freshman of the Year honors. Ginn and Small each earned specialty awards from the SEC, as well, grabbing the conference's Freshman and Pitcher of the Year, respectively, in 2019.

After a school-record-tying 11 Diamond Dawgs heard their names called in the 2019 Major League Baseball First Year Player Draft, State tied for the most players drafted in the first two rounds of the 2020 MLB event. Small became the 15th Diamond Dawg taken in the first round of the MLB Draft in 2019, while Justin Foscue and Jordan Westburg each went in the first round of the 2020 event.

Owning a head coaching record of 205-110-2, Lemonis was also a part of nearly 800 wins as an assistant coach and three trips to the College World Series. During his time at Indiana, Lemonis' teams averaged 35.3 wins per season, including a 40-win campaign during his final season in Bloomington. He averaged 39.2 victories per year during his career in an assistant role (784 wins), bolstered by a 44.9 wins-per-season average at Louisville. The Cardinals were college baseball's winningest program during that eight-year span and made the program's first three trips to Omaha.

Lemonis not only understands what it takes to get to Omaha as a coach but also as a student-athlete. A 1992 graduate of The Citadel, Lemonis added a 1990 appearance in the College World Series as a student-athlete. The appearance makes The Citadel one of just three schools in Southern Conference history (Duke, Wake Forest) and only current member of the conference to advance to Omaha.

One of the top recruiters and player development coaches in the country, Lemonis has seen success at every coaching stop. After helping his alma mater, The Citadel, to five NCAA Regional appearances in 12 seasons as an assistant coach, Lemonis joined college teammate Dan McDonald's staff at Louisville and quickly turned the Cardinals into a consistent Omaha contender.

After helping Louisville to seven postseason berths in eight years, the 2013 American Baseball Coaches Association/Baseball America Assistant Coach of the Year headed to Indiana to take his first head coaching job with the Hoosier program in 2015.

In each of his head coaching stops, Lemonis has led his team to the NCAA postseason in his first season at the helm. He helped the Hoosiers into the NCAA Tournament field during his initial season in Bloomington, before he guided Mississippi State to the College World Series in 2019 — his first season in Starkville.

Overall, Lemonis enters his 27th season as a collegiate coach in 2021, making one College World Series appearance as a head coach, taking three trips to Omaha as an assistant, earning 16 NCAA tournament berths and aiding in four 50-win seasons. His pupils have earned 30 All-America honors, 15 Freshman All-America laurels and 82 have signed professional baseball contracts, with 17 getting the call up to Major League Baseball.

RECRUITING AND DEVELOPMENT

Widely regarded as one of the elite recruiters and developers of talent in all of college baseball, a total of 95 student-athletes have been selected in the Major League Baseball Draft under Lemonis' watch, with 17 of those reaching the highest level of professional baseball.

Since arriving at Louisville for the 2006-07 academic year, Lemonis has been a part of 13 nationally-ranked recruiting classes, including his first three classes at MSU. His initial Bulldog recruiting class was tabbed as the No. 12 class nationally by Baseball America and Perfect Game, while it earned the No. 9 ranking from Collegiate Baseball Newspaper. In 2019, he and his staff brought in another top-10 ranked class, finishing as high as No. 6 by Baseball America.

Over his first two seasons in Starkville, Lemonis has tutored 14 picks in the MLB First Year Player Draft, including three first rounders and one second rounder. Sixteen of Lemonis' Indiana players were taken in the MLB Draft in his final four years in Bloomington and 14 signed professional contracts. He also recruited and coached nine of the Hoosier's school-record 10 MLB Draft choices in 2019.

From 2007-14, Lemonis saw seven-straight classes ranked among the top-30 nationally, including the No. 12 national class for the 2011 recruiting cycle. In 2017, Baseball America revisited the Cardinals' 2013 class, re-ranking it No. 2 in the nation after the on-field success under Lemonis' watch. In 2018, the publication tabbed an un-ranked 2014 recruiting class — which included 2015 National Freshman of the Year and 2017 Golden Spikes Award winner Brendan McKay — as the No. 1 class in the publication's re-rankings.

Lemonis mentored and or recruited 47 student-athletes that signed professional contracts after being selected in the MLB Draft during his eight years as the top assistant and recruiting coordinator at Louisville, including a school-record 10 selections in the 2010 MLB Draft. He helped produce 10 first or second round draft choices over a seven-year span.

To date, 15 Cardinals who were recruited by and played for Lemonis have gone on to reach the big leagues. Those players include Nick Burdi, Adam Duvall, Chris Dominguez, Cody Ege, Adam Engel, Chad Green, Dean Kiekhefer, Matt Koch, Trystan Magnuson, Justin Marks, Kyle McGrath, Brendan McKay, B.J. Rosenberg, Nick Solak and Tony Zych. Over \$28 million in signing bonuses were accrued by Lemonis' Louisville draftees.

MISSISSIPPI STATE

Inheriting a team that is coming off of a trip to the College World Series doesn't always translate into immediate success, but Lemonis was able to build off that momentum as he began writing his chapter in Mississippi State history.

The 2020 squad was off to a 12-4 start with two wins each over Oregon State and No. 2 Texas Tech, before the season was shut down due to the COVID-19 pandemic. Though many publications didn't hand out postseason honors, Collegiate Baseball Newspaper tabbed left-handed pitcher Christian MacLeod the Co-National Freshman of the Year.

Along with the second-most single-season victories (52) during the 2019 season, his team also posted the second-best 20-, 30- and 40-game starts (18-2, 25-5, 32-8) in program history. He joined Pat McMahon as the only two Diamond Dawg dugout bosses to lead the program to the College World Series in their initial campaign and his 52 wins were the most by a first-year SEC head coach in the conference's history.

State saw four student-athletes earn first-team All-SEC, tying for the fourth-most selections in a single season in program history behind the five selections in 1949, 1971 and 1977. Ethan Small posted one of the most dominant seasons on the mound in program history, leading the nation in strikeouts and earning National and Southeastern Conference Pitcher of the Year honors. Right-handed pitcher JT Ginn was tabbed National Freshman of the Year and Southeastern Conference Freshman of the Year.

Along with Small, Tanner Allen, Justin Foscue and Jake Mangum each earned top honors from the SEC, and Foscue, Mangum and Small each grabbed at least one first-team All-America honor. Small became Mississippi State's seventh unanimous first-team All-American, joining Jeff Brantley (1985) and Chris Stratton (2012) as the only pitchers to accomplish the feat.

On the team side of things, State's offense led the nation in doubles to mark the first time in program history the Diamond Dawgs led the NCAA in an offensive or pitching category. The 166 doubles set a school record and rank No. 4 all-time in SEC history.

Personal

Hometown:	Myrtle Beach, S.C.
Wife:	Jill
Children:	Marissa & Mackenzie
College:	The Citadel, 1992

Coaching Career

2019-	Mississippi State Head Coach
2015-18	Indiana Head Coach
2007-14	Louisville Assistant Coach
2003-06	The Citadel Associate Head Coach
1995-2002	The Citadel Assistant Coach

Lemonis Year-by-Year

As a Head Coach		* - NCAA postseason canceled	
	School	Record	Postseason
2021	Mississippi State	24-7	
2020 *	Mississippi State	12-4	***
2019	Mississippi State	52-15	College World Series
2018	Indiana	40-19	NCAA Regional
2017	Indiana	34-24-2	NCAA Regional
2016	Indiana	32-24	--
2015	Indiana	35-24	NCAA Regional
Totals	7th Season	229-117-2	4 NCAA Regionals
1 Super Regional, 1 College World Series			

As an Assistant Coach			
2014	Louisville	50-17	College World Series
2013	Louisville	51-14	College World Series
2012	Louisville	41-22	NCAA Regional
2011	Louisville	32-29	
2010	Louisville	50-14	NCAA Regional
2009	Louisville	47-18	NCAA Super Regional
2008	Louisville	41-21	NCAA Regional
2007	Louisville	47-24	College World Series
2006	The Citadel	34-27	
2005	The Citadel	25-34	
2004	The Citadel	39-28	NCAA Regional
2003	The Citadel	32-25	
2002	The Citadel	31-26	
2001	The Citadel	38-24	NCAA Regional
2000	The Citadel	39-20	
1999	The Citadel	41-20	NCAA Regional
1998	The Citadel	37-24	NCAA Regional
1997	The Citadel	37-21	
1996	The Citadel	33-26	
1995	The Citadel	39-21	NCAA Regional
Totals		20 Seasons 784-455	15 NCAA Regionals
Four NCAA Super Regionals, Three College World Series			





Dudy Noble Field

Biography

The largest on-campus facility in college baseball, Dudy Noble Field hosted its 54th season of Mississippi State baseball at the current site in 2020. With over 1,600 games played at the venue, the Diamond Dawgs own a .730 winning percentage at the facility, which recently received a \$68-million upgrade.

The field is named in honor of longtime MSU baseball coach, athletics director and ABCA Hall of Famer Clarke Randolph "Dudy" Noble. On April 27, 1998 the facility was renamed Dudy Noble Field, Polk-DeMent Stadium, honoring another ABCA Hall of Famer, former Bulldog skipper Ron Polk, and the late Gordon DeMent, a successful businessman and longtime fan of the Diamond Dawgs from Indianola, Mississippi.

The Origin

From 1929 until 1964, Mississippi State hosted its baseball games at the original on-campus venue, Hardy Field, which was located several hundred yards to the south of the Bulldogs' home football venue, Davis Wade Stadium at Scott Field. The baseball field was closed following the 1964 season to make way for the construction of Dorman Hall and for the next two seasons the Diamond Dawgs played their home games at Redbird Park in Columbus, Mississippi, capturing SEC titles both seasons at their temporary home.

The tin-roofed grandstand and 2,000-seat bleachers from the original Dudy Noble Field were transported to the stadium's present site, which became playable for the 1967 campaign. Since that time, facility enhancements have followed at a steady pace to make the "Carnegie Hall of College Baseball" one of the finest all-around facilities on the road to Omaha. Among with numerous upgrades, the current site has seen two complete demolitions and reconstructions, the latest occurring during a three-year span (2017-19) and opening prior to the start of the 2019 campaign.

Leading the Attendance Boom

With a laundry list of legendary names on its all-time roster, it comes as no surprise that Mississippi State ranks among the nation's attendance leaders year in and year out. The Dudy Noble Field faithful have sold out the reserved seating allotment every season since 1987.

Along with routinely hosting some of the largest crowds in the SEC, ten of the last 12 three-day Super Bulldog Weekend series have drawn more than 25,000 fans.

MSU eclipsed the 200,000 mark in paid attendance at Dudy Noble Field for six-straight seasons between 2012-17, marking the first such occurrence in the program's history. In 2013, the Diamond Dawgs' five-millionth fan walked through the turnstiles at Dudy Noble Field. Since home attendance figures were charted starting in 1976, the "Carnegie Hall of College Baseball" has seen 6,720,459 fans rush through the gates.

In 20 of the last 21 seasons, Mississippi State has averaged 6,000 fans per game, including a record average of 8,899 during the 2019 campaign. Overall, State has eclipsed the 200,000-fan mark 12 times since 2002, with a school-record 373,784 viewing the 2019 home schedule.

Of the top 25 all-time college baseball on-campus attendances, Dudy Noble Field finds itself on the list 19 times, most notably owning the all-time on-campus attendance record of 15,586 on April 12, 2014. The Bulldogs own 15 of the top 16 marks in NCAA on-campus history and are the only NCAA baseball program to boast on-campus attendances of 14,000 or more. The five largest NCAA Super Regional crowds have all assembled in Starkville, Mississippi, as well.

From April 11-13, 2014, the Bulldog faithful flooded the gates at Dudy Noble Field to the tune of 39,181 fans for a three-game series versus Ole Miss. The nearly 40,000 fans on the weekend set an NCAA on-campus attendance record for a three-game series.

Dudy Noble Field has ushered in crowds of 10,000 or better 61 times, including 2007 NCAA Super Regional-record draws of 13,715 and 12,620 for nationally-televised, late-morning games against Clemson. In 2019, the first season of the "New Dude," the Diamond Dawgs garnered crowds of 10,000-plus a school-record 10 times.

Mississippi State has hosted 25 postseason events at the facility, including three NCAA District III Tournaments (1973-75), five SEC tournaments (1979, 81, 83, 88 & 95), 15 NCAA Regionals (1979, 84-85, 87-89, 90, 92, 97, 2000, 03, 13, 16 & 19) and three NCAA Super Regionals (2007, 16 & 19).

The Left Field Lounge

The aura of Mississippi State baseball at Dudy Noble Field is certainly not confined to the loyal legions in the impressive grandstand, pro-style luxury sky suites or luxurious Left Field Lofts.

In fact, some of the more highly-prized seats at Bulldog baseball games are found beyond the outfield fence in the Left Field Lounge™. Waiting lists greet those seeking to purchase one of the 96 outfield lounges in the iconic two-level outfield tailgate.

Once a colorful assortment of pickup trucks, motor homes, and trailers — most equipped with grills — lined the outfield fence, completing a circle of humanity at Dudy Noble Field. Now, the permanent lounge spaces are connected to the concourse, allowing everyone to stroll through and experience the iconic lounge culture.

What began in the late 1960s as a popular gathering spot for baseball-loving MSU supporters now forms college baseball's largest tailgate party.

The "New Dude"

The second demolition at the current site occurred following the 2017 season and the \$68 million facility opened its gates for the 2019 campaign. Architect Wier Boerner Allin, along with consultants Populous and famed stadium architect/State alum Janet Marie Smith designed the project, while construction manager ICM and general contractor JESCO Construction, Inc. oversaw the construction.

Covering 12 acres of land on the Mississippi State University campus, the 230,000 square foot facility carries on Dudy Noble Field's legacy as the "Carnegie Hall of College Baseball." Installation of the second largest scoreboard in college baseball, measuring 43 feet wide by 60 feet high, started the project in 2017. The board, which was the largest in college baseball upon installation, is larger than boards owned by three Major League Baseball teams. The addition of 96 permanent Left Field Lounge rigs encircling the outfield followed during the fall of 2018.

The concourse and lower-level grandstands were in place for the 2018 season, with the Diamond Suites, upper-deck reserved seating area and three unique club areas — Farm Bureau Triple Crown Club, Charlie and Dana Stephenson Omaha Club and The Rooftop Club — were completed prior to the 2019 campaign. The newest version of Dudy Noble Field also features increased restroom facilities and concession points of sale.

The player spaces also received an upgrade, expanding to cover 18,000 square feet underneath the facility. The fully-equipped Bruce and Julie Martin Locker Room includes an embedded equipment room, houses 40 wooden lockers and features an oversized, dimensional halo-lit '85 Script Mississippi State sign suspended overhead in the middle of the room.

The more spacious locker room includes an attached training room with whirlpool and fully-functional fueling station. The Mitch Moreland Hitting Tunnel, which is equipped with HitTrax, and Turner & Gloria Wingo Team Lounge are easily accessed from the home dugout, with the eye-popping player entrance and Hassell H. Franklin Omaha Room greeting players as they enter the facility. The Pat McMahon Pitching Lab is also housed under the stadium, featuring arm care and conditioning equipment, one oversized turfed mound with three pitching rubbers and state of the art video equipment.

Top-25 Crowds

	Attendance	Opponent	Date
1.	15,586 *	Ole Miss	April 12, 2014
2.	15,078	Texas A&M	April 16, 2016
3.	14,991	Florida	April 22, 1989
4.	14,562	Auburn	April 20, 2013
5.	14,378	LSU	April 16, 1988
6.	13,761	Arkansas	April 25, 1992
7.	13,715 ^	Clemson	June 9, 2007
8.	13,691	Kentucky	April 8, 2017
9.	13,617	Georgia	April 8, 2006
10.	13,452 ^	Arizona	June 11, 2016
11.	13,224	Ole Miss	April 11, 2014
12.	13,132 ^	Stanford	June 8, 2019
13.	13,123	Ole Miss	April 15, 2000
14.	13,004	Florida	April 18, 2015
15.	12,913 ^	Arizona	June 10, 2016
16.	12,708	Auburn	April 24, 1993
17.	12,620 ^	Clemson	June 8, 2007
18.	12,360	Georgia	April 6, 2002
19.	12,343	Auburn	March 23, 2019
20.	12,034	Oregon State	February 22, 2020
21.	11,763	Auburn	April 12, 2003
22.	11,648	LSU	March 30, 2019
23.	11,597 ^	Stanford	June 9, 2019
24.	11,515	Ole Miss	April 2, 2016
25.	11,511	Central Michigan	June 1, 2019

* - NCAA on-campus attendance record

^ - NCAA Regional

- NCAA Super Regional

NOTE: Mississippi State owns 61 crowds of 10,000-plus in the history of the program. The top seven (7) crowds in Dudy Noble Field history are also the top seven (7) on-campus crowds in NCAA history.



SEC Update

Standings

Western Division											
	SEC	Pct.	GB	Division	Overall	Pct.	Home	Away	Neutral	L10	Streak
Arkansas	9-3	.750	-	9-3	26-5	.839	16-3	7-2	3-0	8-2	W1
Mississippi State	8-4	.667	1.0	5-4	24-7	.774	16-5	5-1	3-1	7-3	W7
Ole Miss	8-4	.667	1.0	7-2	24-8	.750	17-5	4-3	3-0	6-4	L1
Alabama	5-7	.417	4.0	4-5	19-12	.613	12-9	7-3	0-0	4-6	W3
LSU	3-9	.250	6.0	1-2	20-12	.625	16-8	4-4	0-0	4-6	L1
Texas A&M	3-9	.250	6.0	0-3	19-15	.559	16-10	1-4	2-1	3-7	L6
Auburn	1-11	.083	8.0	1-8	12-16	.429	8-9	3-5	1-2	1-9	L5
Eastern Division											
	SEC	Pct.	GB	Division	Overall	Pct.	Home	Away	Neutral	L10	Streak
Tennessee	9-3	.750	-	4-2	27-6	.818	19-3	8-3	0-0	8-2	L1
Vanderbilt	9-3	.750	-	6-3	25-5	.833	17-4	8-1	0-0	8-2	L1
South Carolina	8-4	.667	1.0	8-4	21-9	.700	15-2	5-6	1-1	7-3	W2
Florida	6-6	.500	3.0	1-5	21-11	.656	19-5	2-6	0-0	5-5	W1
Kentucky	6-6	.500	3.0	2-1	20-9	.690	16-6	4-3	0-0	5-5	W1
Georgia	5-7	.417	4.0	4-5	20-11	.645	15-7	5-4	0-0	5-5	W1
Missouri	4-8	.333	5.0	2-7	11-19	.367	4-6	7-9	0-4	3-7	L2

Schedule/Results

all times central

Monday, April 5

Georgia State at Georgia	4 p.m. (SECN+)
Tennessee at Western Carolina	4 p.m.
Auburn at Georgia Tech	5 p.m.
Bellarmine at Kentucky	5:30 p.m. (SECN+)
Samford at Alabama	6 p.m. (SECN+)
Florida State at Florida	6 p.m. (SECN)
Charleston Southern at South Carolina	6 p.m. (SECN+)
Arkansas Pine Bluff at Arkansas	6:30 p.m. (SECN+)
Grambling State at LSU	6:30 p.m. (SECN+)
Austin Peay at Ole Miss	6:30 p.m. (SECN+)
Arkansas State at Mississippi State	6:30 p.m. (SECN+)
Missouri State at Missouri	6:30 p.m. (SECN+)
Texas A&M at Texas State	6:30 p.m. (ESPN+)
Eastern Kentucky at Vanderbilt	6:30 p.m. (SECN+)

Wednesday, April 14

Arkansas Pine Bluff at Arkansas	4 p.m. (SECN+)
---------------------------------	----------------

Week Five In The SEC (April 15-18)

Auburn at Alabama ^
Texas A&M at Arkansas
Missouri at Florida
Kentucky at Georgia
South Carolina at LSU ^
Ole Miss at Mississippi State
Vanderbilt at Tennessee

^ - Thursday-Saturday

Week-by-Week Polls

Week	BA	CB	D1	BW	PG	USA	RPI
Preseason	8	9	7	7	12	7	--
Week 1 - Feb. 23	8	12	5	6	8	--	--
Week 2 - March 1	2	10	3	5	6	6	--
Week 3 - March 8	2	8	3	4	5	4	--
Week 4 - March 15	2	6	3	3	3	3	27
Week 5 - March 22	2	6	3	2	2	4	12
Week 6 - March 29	5	12	8	8	13	7	25
Week 7 - April 5	4	12	5	6	8	5	11
Week 8 - April 12	3	11	4	5	6	4	10

BA - Baseball America, CB - Collegiate Baseball Newspaper, D1 - D1Baseball, BW - National Collegiate Baseball Writers Association, PG - Perfect Game, USA - USA Today Coaches Poll, RPI - NCAA RPI

(--) - No poll/RPI released by the publication.

In The Polls

Baseball America			Collegiate Baseball			D1Baseball			NCBWA			Perfect Game			USA Today/Coaches		
1. Arkansas	26-5	1	1. Arkansas	26-5	2	1. Arkansas	26-5	2	1. Arkansas	26-5	2	1. Arkansas	26-5	2	1. Arkansas	26-5	2
2. Louisville	20-10	5	2. Vanderbilt	25-5	1	2. Vanderbilt	25-5	1	2. Vanderbilt	25-5	1	2. Texas	25-8	3	2. Vanderbilt	25-5	1
3. Mississippi State	24-7	4	3. Texas	25-8	3	3. Texas	25-8	4	3. Texas	25-8	4	3. Tennessee	27-6	4	3. Tennessee	27-6	4
4. Texas	25-8	6	4. Tennessee	27-6	4	4. Mississippi State	24-7	5	4. Tennessee	27-6	4	4. Louisville	20-10	5	4. Mississippi State	24-7	5
5. Tennessee	27-6	7	5. South Carolina	21-9	5	5. Tennessee	27-6	6	5. Mississippi State	24-7	6	5. East Carolina	26-5	6	5. Texas	25-8	6
6. Vanderbilt	25-5	2	6. TCU	22-9	6	6. Ole Miss	24-8	3	6. East Carolina	26-5	8	6. Mississippi State	23-7	8	6. Ole Miss	24-8	3
7. Notre Dame	15-6	12	7. Louisville	20-10	7	7. Louisville	20-10	7	7. Ole Miss	24-8	5	7. Vanderbilt	25-5	1	7. Texas Tech	22-7	8
8. East Carolina	26-5	8	8. Ole Miss	24-8	8	8. Texas Tech	22-7	8	8. Texas Tech	22-7	10	8. Texas Tech	22-7	13	8. East Carolina	26-5	9
9. Ole Miss	24-8	3	9. Texas Tech	22-7	10	9. East Carolina	26-5	9	9. Louisville	20-10	7	9. South Carolina	21-9	9	9. Louisville	20-10	10
10. South Carolina	21-9	9	10. Oklahoma State	21-7-1	11	10. Notre Dame	15-6	13	10. Oklahoma State	21-7-1	14	10. Ole Miss	24-8	11	10. Texas Christian	22-9	7
11. Texas Tech	21-7	11	11. Mississippi State	24-7	12	11. South Carolina	21-9	11	11. Notre Dame	15-6	16	11. Notre Dame	15-6	15	11. South Carolina	21-9	12
12. Virginia Tech	19-9	13	12. East Carolina	26-5	15	12. TCU	22-9	10	12. TCU	22-9	9	12. TCU	22-9	7	12. Oklahoma State	21-7	13
13. Arizona	21-9	16	13. Arizona	21-9	16	13. Oklahoma State	21-7-1	14	13. Louisiana Tech	24-7	20	13. Louisiana Tech	24-7	16	12. Notre Dame	15-6	14
14. Oregon	17-6	19	14. Florida	21-11	9	14. Louisiana Tech	24-7	16	14. South Carolina	21-9	12	14. Arizona	21-9	17	14. Oregon	19-17	20
15. TCU	22-9	14	15. Stanford	19-6	25	15. Oregon	19-7	19	15. Oregon	19-7	21	15. Oregon	19-7	18	15. Louisiana Tech	24-7	19
16. Louisiana Tech	25-7	22	16. Notre Dame	15-6	19	16. Arizona	21-9	22	16. Arizona	21-11	11	16. Florida	21-11	10	15. Florida	21-11	11
17. Pittsburgh	17-10	17	17. Oregon	19-7	20	17. Virginia Tech	19-9	23	17. Arizona	21-9	19	17. Stanford	19-5	25	17. Arizona	21-9	22
18. Florida State	16-12	18	18. Michigan	15-7	17	18. Florida	21-11	12	18. Stanford	19-6	24	18. Oklahoma State	21-7-1	NR	18. Stanford	19-6	23
19. Florida	21-11	10	19. Arizona State	18-9	18	19. Pittsburgh	17-10	24	19. Pittsburgh	17-10	28	19. Virginia Tech	19-9	NR	19. Virginia Tech	19-9	25
20. Oklahoma State	22-7-1	23	20. Georgia	20-11	23	20. Stanford	19-6	--	20. Virginia Tech	19-9	26	20. Georgia Tech	15-12	12	20. Pittsburgh	17-10	NR
21. Georgia Tech	15-12	15	21. Pittsburgh	17-10	--	21. Charlotte	22-9	--	21. Oregon State	21-10	13	21. Michigan	15-7	14	21. Georgia Tech	15-12	16
22. Stanford	19-6	--	22. Louisiana Tech	24-7	--	22. Old Dominion	24-6	--	22. Old Dominion	24-6	29	22. Indiana State	16-8	23	22. Old Dominion	24-6	NR
23. Oregon State	21-10	21	23. UCLA	17-11	14	23. Indiana State	16-8	--	22. UC Santa Barbara	21-9	25	23. Florida State	16-12	19	23. Oregon State	21-10	18
24. Michigan	15-7	24	24. Sacramento State	21-7	24	24. Florida State	16-12	17	24. Michigan	15-7	23	24. Indiana	13-7	24	24. Michigan	15-7	23
25. Indiana State	16-8	25	25. UC Irvine	19-10	26	25. Michigan	15-7	25	25. Miami (Fla.)	17-11	15	25. Nebraska	15-6	NR	25. UCLA	17-11	17
			26. UC Santa Barbara	21-9	--				26. Georgia Tech	15-12	18						
			27. Ball State	19-9	--				27. UCLA	17-11	17						
			28. Wichita State	19-9	--				28. Charlotte	22-9	--						
			29. Nebraska	15-6	29				29. Indiana State	16-8	--						
			30. Old Dominion	24-6	30				30. Georgia	20-11	--						

2021 Scheduled Opponents in Bold

How It Was Won

(* - Walk-off hit)

Below is a chart representing how the eventual game-winning run was recorded for Mississippi State in 2021.

Gm	Opponent	Final	Player	Inn.	Outs	Play	Score at Time
1.	vs. No. 9 Texas	8-3	Rowdey Jordan	4	2	Reached on an error	3-0
2.	vs. No. 10 TCU	2-3	--	--	--	--	--
3.	vs. No. 3 Texas Tech	11-5	Scotty Dubrule	8	2	RBI infield single	5-5
4.	JACKSON STATE	7-3	Landon Jordan	5	2	RBI single	3-0
5.	TULANE	3-7	--	--	--	--	--
6.	TULANE	9-5	Luke Hancock *	9	--	Grand slam	5-5
7.	TULANE	5-4	Tanner Allen *	9	2	2RBI single	3-4
8.	vs. Southern Miss	4-1	Rowdey Jordan	3	--	Sacrifice fly	1-1
9.	KENT STATE	8-3	Luke Hancock	5	--	2RBI single	3-3
10.	KENT STATE	5-9	--	--	--	--	--
11.	KENT STATE	13-0	Kamren James	1	1	RBI single	0-0
12.	GRAMBLING	10-0	Rowdey Jordan	3	1	Sacrifice fly	0-0
13.	LOUISIANA-LAFAYETTE	4-0	Scotty Dubrule	1	1	Scored on a wild pitch	0-0
14.	EASTERN MICHIGAN	14-0	Logan Tanner	2	1	RBI single	0-0
15.	EASTERN MICHIGAN	4-1	Logan Tanner *	9	--	3-run home run	1-1
16.	EASTERN MICHIGAN	4-1	Scotty Dubrule	2	1	3RBI double	0-0
17.	SAMFORD	10-2	Luke Hancock	4	--	2-run home run	1-0
18.	at No. 10 LSU	6-1	Brayland Skinner	5	--	2-run home run	0-0
19.	at No. 10 LSU	3-0	Lane Forsythe	5	1	Sacrifice fly	0-0
20.	at No. 10 LSU	3-8	--	--	--	--	--
21.	NORTH ALABAMA	18-1	Kamren James	1	1	2RBI single	0-0
22.	ARKANSAS	2-8	--	--	--	--	--
23.	ARKANSAS	5-11	--	--	--	--	--
24.	ARKANSAS	4-6	--	--	--	--	--
25.	KENTUCKY	8-1	Luke Hancock	3	1	Sacrifice fly	1-0
26.	KENTUCKY	3-2	Luke Hancock	8	1	Sacrifice fly	2-2
27.	KENTUCKY	4-3	Logan Tanner	4	--	Solo home run	3-1
28.	SOUTHERN	1-0	Tanner Leggett	2	1	Scored on passed ball	1-0
29.	at Auburn	6-5	Tanner Leggett	8	2	Scored on a wild pitch	5-5
30.	at Auburn	7-2	Kamren James	3	--	2-run home run	1-1
31.	at Auburn	19-10	Luke Hancock	1	2	2RBI single	8-0

Mississippi State When...

	2019	2020	2021
Overall	52-15	12-4	24-7
vs. Top-5 Teams	7-4	2-0	1-3
vs. Top-10 Teams	5-6	2-0	4-5
vs. Top-25 Teams	16-13	2-0	7-5
Non-Conference	32-5	12-4	16-3
SEC	20-10	--	8-4
SEC East	9-3	--	3-0
SEC West	11-7	--	5-4
At Home	37-5	9-2	16-5
On the Road	10-6	1-2	5-1
At Neutral Sites	5-4	2-0	3-1
In Day Games	25-7	10-3	11-6
In Night Games	27-8	2-1	13-1
vs. Teams .500 Or Better	37-13	3-2	15-6
vs. Teams Worse Than .500	15-0	9-2	9-1
vs. Left-Handed Starter	17-3	5-1	6-3
vs. Right-Handed Starter	35-12	7-3	18-4
When Starter Receives Decision	30-11	6-3	13-4
When Reliever Receives Decision	22-4	6-1	11-3
When Starter Goes 5+ Innings	31-10	7-3	12-2
When Starter Goes <5 Innings	21-5	5-1	12-5
When Scoring First	30-5	10-2	19-3
When Opponent Scores First	22-10	2-2	5-3
When Leading After 6 Innings	41-2	9-0	20-0
When Trailing After 6 Innings	5-12	2-3	2-7
When Tied After 6 Innings	6-1	1-1	2-0
When Leading After 8 Innings	47-1	11-0	22-0
When Trailing After 8 Innings	1-11	1-4	2-7
When Tied After 8 Innings	3-1	--	--
In One-Run Games	11-6	2-0	4-1
In Two-Run Games	5-3	--	0-1
In 5+ Run Games	27-5	1-1	13-3
Weekend Series W-L-T	11-2-0	3-1-0	6-1-0
Series Sweeps/Times Swept	5/1	2/0	3/1
When Scoring 0-2 Runs	1-8	0-3	0-2
When Scoring 3-5 Runs	11-6	4-1	8-5
When Scoring 6-9 Runs	21-1	8-0	8-0
When Scoring 10+ Runs	19-0	--	8-0
Shutouts/Times Shut Out	5/3	1/1	5/--
In Extra Innings	2-1	--	--
When Opponent Scores 4 Runs Or Less	36-6	11-0	20-1
When Opponent Scores 5 Runs Or More	16-9	1-4	4-6
When Out-Hitting Opponent	45-4	11-1	21-2
When Out-Hit by Opponent	4-8	1-3	3-4
When Hits Are Equal	3-3	--	1-1
When Hitting A Home Run	34-5	8-1	17-3
When Opponent Hits A Home Run	22-9	3-1	7-6
When Errorless	20-6	6-0	11-1
When Committing One Error	15-5	3-1	9-3
When Committing 2+ Errors	17-4	3-3	4-3
When Opponent is Errorless	12-9	3-3	4-3
When Opponent Commits One Error	13-5	5-1	9-2
When Opponent Commits 2+ Errors	27-1	4-0	11-2
Game 1 of Weekend	11-3	3-1	6-2
Game 2 of Weekend	10-4	4-0	5-3
Game 3 of Weekend	9-4	2-2	6-2
Monday	--	--	1-0
Tuesday	7-0	1-1	3-0
Wednesday	9-1	2-0	4-0
Thursday	2-3	--	1-0
Friday	12-5	3-1	5-2
Saturday	12-6	4-0	6-2
Sunday	10-0	2-2	4-3

Uniform breakdown on page 9

Career Game-Winning Plays

WO = Walk-off game-winning play

	'18	'19	'20	'21	WO	Total		'18	'19	'20	'21	WO	Total
Allen, Tanner	5	9	1	1	2	16	James, Kamren	--	--	1	3	--	4
Cumbest, Brad	--	1	--	--	--	1	Jordan, Rowdey	1	5	--	3	--	9
Dubrule, Scotty	--	--	--	3	--	3	Leggett, Tanner	--	--	--	2	--	2
Forsythe, Lane	--	--	--	1	--	1	Pimentel, Brandon	--	--	2	--	--	2
Hancock, Luke	--	--	2	6	1	7	Skinner, Brayland	--	--	--	1	--	1
Hatcher, Josh	1	3	3	--	1	7	Tanner, Logan	--	--	--	3	1	3



Hitting Totals/Streaks

MULTI-HIT GAMES	2	3	4	5+	2021	Career
Allen, Tanner	11	1	--	--	12	64
James, Kamren	7	3	1	--	11	15
Jordan, Rowdey	6	2	--	--	8	50
Hatcher, Josh	7	--	--	--	7	36
Hancock, Luke	5	2	--	--	7	11
Forsythe, Lane	5	2	--	--	7	7
Tanner, Logan	5	1	--	--	6	9
Dubrule, Scotty	6	--	--	--	6	6
Cumbest, Brad	4	1	--	--	5	8
McGowan, Drew	2	--	--	--	2	2
Leggett, Tanner	2	--	--	--	2	2
Pimentel, Brandon	1	--	--	--	1	1
Skinner, Brayland	--	1	--	--	1	1
McDonald, Kyte	1	--	--	--	1	1
TEAM	63	13	1	--	77	

MULTI-RBI GAMES	2	3	4	5+	2021	Career
Allen, Tanner	5	4	1	--	10	30
Hancock, Luke	4	4	1	--	9	13
James, Kamren	2	3	1	1	7	6
Tanner, Logan	4	1	--	1	6	6
Jordan, Rowdey	3	2	--	--	5	30
Skinner, Brayland	2	1	--	--	3	3
Dubrule, Scotty	1	1	--	--	2	2
Pimentel, Brandon	1	--	--	--	1	3
McDonald, Kyte	1	--	--	--	1	1
--						
Cumbest, Brad	--	--	--	--	--	2
Hatcher, Josh	--	--	--	--	--	14
TEAM	24	16	3	2	45	

HITTING STREAKS	Current	2021 Long	Career
Allen, Tanner	6	12	14
Jordan, Rowdey	--	9	9
James, Kamren	3	6	7
Leggett, Tanner	--	6	6
Tanner, Logan	1	6	6 (2x)
Forsythe, Lane	2	4	4
Hatcher, Josh	2	4	10^
Hancock, Luke	2	4	4 (2x)
McDonald, Kyte	--	3	3
Dubrule, Scotty	1	3	--
Pimentel, Brandon	--	2	4
McGowan, Drew	2	2	2
Cumbest, Brad	--	2	2
Skinner, Brayland	1	2	2
Meche, Davis	--	1	1
Garner, Kace	1	1	1
--			
Price, Spencer	1	--	1

REACHED BASED	CURRENT	2021	CAREER
Allen, Tanner	14	16	26*
Jordan, Rowdey	16	16	16
Hancock, Luke	2	14	14
Dubrule, Scotty	1	8	--
Hatcher, Josh	2	8	14^
James, Kamren	4	8	8
Leggett, Tanner	--	6	6
Tanner, Logan	1	6	6 (2x)
Skinner, Brayland	1	5	5
McGowan, Drew	2	5	5
McDonald, Kyte	--	4	5
Pimentel, Brandon	--	4	6^
Forsythe, Lane	2	4	4
Cumbest, Brad	--	3	4
Garner, Kace	1	2	2
Clark, Kellum	2	2	2
Meche, Davis	--	1	1
--			
Price, Spencer	1	--	1

* - Streak spanned the 2019 and 2020 seasons.

^ - Streak spans 2020 and 2021 seasons.

News and Notes

DuBrule Leads NCAA Active Leaders

- Graduate student **Scotty DuBrule** sits among the top 30 among active Division I student-athletes in seven offensive categories, including the No. 1 spot in games played (227) and hits (272).

Games Played	1st	227
Hits	1st	272
At-Bats	2nd	860
Runs Scored	7th	158
Walks	15th	112
Total Bases	23rd	321
RBI's	29th	128

- Junior **Tanner Allen** sits among the top active NCAA student-athletes in a host of categories, as well.

RBI's	12th	150
Doubles	13th	48
Hits	19th	219
Total Bases	17th	334
Runs Scored	28th	137

- Junior **Rowdey Jordan** ranks No. 13 in runs scored (145).

Opening Against The Ranks

- Mississippi State opened 2021 against three top 10 opponents for the first time in program history and faced the highest-ranked season-opening opponent since 2001.
- It was the ninth time since 1990 that MSU played a ranked opponent on opening weekend, with seven season opening games coming against ranked foes during that 31-year span.
- The last time Mississippi State opened the season against a top 10 team was the 2001 season at home against No. 9 Notre Dame.

Auburn Made

- Rowdey Jordan** grew up on The Plains, attended games at Plainsman Park and graduated from Auburn High School, so there is a level of comfort when he sees the blue and orange threads.
- Now at Mississippi State, Jordan has played some of his best baseball against his hometown team, with a career .351 batting average in nine games versus Auburn.
- In his first two seasons in Starkville, Jordan used the Auburn series as a springboard to Freshman All-America honors in 2018 and then a second trip to Omaha in 2019.
- In 2020, Jordan made his final trip to his hometown and guided MSU to a series sweep.
- Jordan's numbers against the Tigers are below:
2018: .375/.625/.375, 3-for-8, 1 R, 1 RBI, 2 2B
2019: .360/.529/.421, 6-for-17, 4 R, 6 RBI's, 3 2B
2020: .333/.500/.529, 4-for-12, 6 R, 1 RBI, 2 2B

State of Success

- Mississippi State has played 12 games against in-state opponents since the start of the 2019 season and on 11 occasions have walked away the victory.
- On February 22, 2019, Southern Miss grabbed a 1-0 victory in 10 innings at Dudy Noble Field and since then have not lost to a team from Mississippi.
- State's 11 victories have come over:

Southern Miss	2	Feb. 23-24, 2019
Jackson State	1	Feb. 26, 2019
Mississippi Valley State	1	March 26, 2019
vs. Ole Miss	1	April 23, 2019
at Ole Miss	3	May 10-12, 2019
Alcorn State	1	Feb. 26, 2020
Jackson State	1	Feb. 24, 2021
vs. Southern Miss	1	March 3, 2021

In the Last Five Games... (MORE ON PAGE 15)

- Mississippi State owns a 5-0 mark over its last five games, including a series sweep at Auburn.
- As a team, State is hitting .321 and the pitching staff is limiting the opposition to just a .225 batting average. MSU has 20 walks and 11 hit-by-pitch to just 31 strikeouts as an offense.
- While the ERA is at 4.00 over the last five games, State continues to pitch well, with just 38 hits and 22 walks allowed in 45 innings (1.33 WHIP).
- Chase Patrick** has made three appearances over the last five games with two innings of work and just two hits allowed. He has struck out two and stranded all three inherited runners.
- Six of MSU's everyday starters own a batting average of .300 or better, led by **Rowdey Jordan's** .400 clip. He has a team-best 10 runs scored and eight hits over that span.
- Tanner Allen** paces the club with 10 RBI's and five extra base hits over the last five games. He has added three walks and one hit-by-pitch for a .478 on-base percentage.

We're Going Streaking

- Mississippi State is riding a seven-game winning streak entering its midweek contest with Arkansas State, which is the longest active streak in the SEC and No. 2 among Power 5 programs (Texas; 8).
- Overall, the streak is tied for the 10th longest in the country.
- The seven straight wins feature a pair of SEC series sweeps to give MSU a six-game conference winning streak. It is the fourth six-game winning streak in the SEC this season, however, none of the previous three have seen a seventh game.

Free Shirts!

- In a normal year, the fans at Dudy Noble Field enjoy the t-shirt toss in the third inning, but the Mississippi State baseball student-athletes are more focused on the t-shirt toss at the end of the game.
- Since his arrival at MSU, head coach Chris Lemonis has handed out a shirt to signify the top performance of each victory. Each shirt is numbered by victory and here is who they've went to

Game	Student-Athlete, Position (# in 2021)
1 vs. Texas	Landon Sims, RHP (1)
2 vs. Texas Tech	Jackson Fristoe, RHP (1)
3 Jackson State	Kamren James, IF (1)
4 Tulane	Luke Hancock, C (1)
5 Tulane	Tanner Allen, OF (1)
6 vs. Southern Miss	Houston Harding, LHP (1)
7 Kent State	Brandon Smith, RHP (1)
8 Kent State	Jackson Fristoe, RHP (2)
9 Grambling	Brad Cumbest, OF (1)
10 Louisiana-Lafayette	Houston Harding, LHP (2)
11 Eastern Michigan	Christian MacLeod, LHP (1)
12 Eastern Michigan	Logan Tanner, C (1)
13 Eastern Michigan	Scotty DuBrule, IF (1)
14 Samford	Luke Hancock, C (2)
15 at LSU	Brayland Skinner, OF (1)
16 at LSU	Will Bednar, RHP (1)
17 North Alabama	Mikey Tepper, RHP (1)
18 Kentucky	Christian MacLeod, LHP (2)
19 Kentucky	Landon Sims, RHP (2)
20 Kentucky	Jackson Fristoe, RHP (3)
21 Southern	Rowdey Jordan, OF (1)
22 at Auburn	Tanner Allen, OF (1)
23 at Auburn	Will Bednar, RHP (2)
24 at Auburn	Logan Tanner, C (2)



SEC Openers

- This season marks Mississippi State's 88th season as a member of the SEC, with three those not featuring a conference competition in baseball.
- The 1944 and 45 team's did not compete due to World War II, while the COVID-19 pandemic cut the 2020 season short just before the start of conference play.
- In 2021, the Bulldogs opened the SEC slate on the road for the third time in the last five SEC seasons and won two of three games at LSU.
- Since joining the SEC in 1933, Mississippi State has opened conference play on the road in 47 of 85 seasons, including 23 of those SEC openers at LSU.
- From 1998-2003, State won six straight SEC openers - its longest streak of SEC opening wins. From 1962-66, MSU won five straight and the Dawgs have three other streak of three straight wins to open SEC play.

Big League Talent

- Mississippi State is great at turning out major league talent, with 61 Diamond Dawgs reaching the highest level of the sport, but it is also great at keeping student-athletes from the draft.
- The 2021 roster featured three Bulldogs that had been drafted prior to the season,

Name (Pos.)	Year	Round	Organization
Tanner Allen (IF/OF)	2017	36th	Chicago Cubs
	2019	34th	Colorado Rockies
Eric Cerantola (LHP)	2018	30th	Tampa Bay Rays
Josh Hatcher (IF/OF)	2017	39th	Los Angeles Angels
- The 2020 MLB Draft saw three Diamond Dawgs drafted in the first two rounds, with **Justin Foscue** (No. 14; Texas Rangers) and **Jordan Westburg** (No. 30; Baltimore Orioles) each drafted in the first round. **JT Ginn** was taken in the second round by the New York Mets
- In 2019, Mississippi State saw a program-record 11 student-athletes drafted in the MLB First Year Player Draft, including junior **Tanner Allen** for the second time in his career.

Shutout Streak

- On Saturday, March 12 the Mississippi State pitching staff closed out a 14-0 shutout of Eastern Michigan to mark its fourth straight shutout.
- State's four shutouts ran from March 7-12 and the overall scoreless innings streak spanned five games.
- The streak ultimately ended at 39 innings to set the school record for consecutive shutout innings. It spanned five games, included 65 strikeouts and featured just 21 base runners - only four of which reached third base.
- Only the 1909 team owned a longer streak, at that team shutout five straight opponents.
- It is the 10th time in program history that an MSU pitching staff put together three-or-more straight shutouts:

Year	# of Games	Other
2021	4	36 IP, 61 K, 12 H, 6 BB 39 straight innings overall (school record) Includes no-hitter vs. Kent State (3/7)
1976	3	21 IP, 14 K, 9 H, 3 BB 29 straight innings overall
1973	3	23 IP
1972	3	27 IP
1971	3	21 IP, 22 K, 7 H, 1 BB 30 straight innings overall Includes no-hitter vs. Illinois Wesleyan (3/26-2)
1970	3	21 IP
1933	3	--
1918	3	--
1909	5	--
1907	3	--

Uni Watch

- The old adage states, "look good, feel good." And, when you feel good you usually preform well. Below is a list of how MSU fared in each of its uniforms over the past three seasons;

Uniform	2019	2020	2021
Black '85s	10-0	2-1	4-2
Maroon '85s	14-5	3-2	6-2
White '85s	9-3	1-1	4-0
Cream Script State	--	--	3-3
Grey Vests	2-1	--	--
White Pinstripes	4-1	2-0	4-0
Grey Script State	--	1-0	2-0
Grey Pinstripes	4-4	--	1-0

State to The Show

Diamond Dawgs Playing in Major League Baseball

Name (Yrs. at MSU)	Pos.	Organization
Adam Frazier (2011-13)	IF	Pittsburgh Pirates
Kendall Graveman (2010-13)	RHP	Seattle Mariners
Jonathan Holder (2010-13)	RHP	Chicago Cubs
Dakota Hudson (2014-16)	RHP	St. Louis Cardinals
Nathaniel Lowe (2016)	IF	Texas Rangers
Mitch Moreland (2005-07)	IF	Oakland Athletics
Hunter Renfro (2011-13)	RF	Boston Red Sox
Brent Rooker (2014-2017)	IF	Minnesota Twins
Chris Stratton (2010-12)	RHP	Pittsburgh Pirates
Brandon Woodruff (2012-14)	LHP	Milwaukee Brewers

Diamond Dawgs in Minor League Baseball

Name (Yrs. at MSU)	Pos.	Organization (Level)
Trysten Barlow (2017-19)	LHP	Colorado Rockies (-)
Ben Bracewell (2010-14)	RHP	Oakland Athletics (AAA)
Daniel Brown (2015-16)	LHP	Milwaukee Brewers (AA)
Gavin Collins (2014-16)	C	Cleveland Indians (A+)
Justin Foscue (2018-20)	IF	Texas Rangers (-)
J.P. France (2018)	RHP	Houston Astros (A+)
Cole Gordon (2016-19)	RHP	New York Mets (A-)
Ryan Gridley (2015-2017)	IF	Oakland Athletics (AA)
Zac Houston (2014-16)	RHP	Detroit Tigers (AAA)
Reid Humphreys (2014-16)	RHP	Colorado Rockies (AA)
Keegan James (2016, 18-19)	RHP	Colorado Rockies (A+)
Jack Kruger (2016)	C	Los Angeles Angels (AA)
Jared Liebelt (2018-19)	RHP	Arizona Diamondbacks (-)
Jacob Lindgren	LHP	Chicago White Sox (-)
Jake Mangum (2016-19)	OF	New York Mets (A+)
Zach Neff (2018)	LHP	Minnesota Twins (A+)
Konnor Pilkington (2016-18)	LHP	Chicago White Sox (A+)
Peyton Plumlee (2017, 19)	RHP	Houston Astros (-)
Jacob Robson (2013-16)	OF	Detroit Tigers (AAA)
Dustin Skelton (2017-19)	C	Miami Marlins (-)
Ethan Small (2016, 18-19)	LHP	Milwaukee Brewers (A+)
Hunter Stovall (2016-18)	IF	Colorado Rockies (A+)
Jordan Westburg (2018-20)	IF	Baltimore Orioles (-)
Colby White (2019)	RHP	Tampa Bay Rays (A+)

Diamond Dawgs Coaching in Professional Baseball

Name (Yrs. at MSU)	Organization	Team (Level)
Chris Maloney (1982-83)	Atlanta Braves	Mississippi (AA)
Chris Young (2000-02)	Chicago Cubs	Chicago Cubs (MLB)

Diamond Dawgs Working in Professional Baseball

Name (Yrs. at MSU)	Organization	Role
Jeff Brantley (1982-85)	Cincinnati Reds	Broadcaster
Will Clark (1983-85)	San Francisco Giants	Special Assistant



Honors Tracker

Tanner Allen, OF

Preseason All-SEC (first team)

Will Bednar, RHP

Baseball America Breakout Candidate (No. 13)
Baseball America Top 100 MLB Draft Prospect (No. 59)
MLB Pipeline Top 100 MLB Draft Prospect (No. 41)
D1Baseball Top 100 Collegiate MLB Draft Prospects (No. 20)

Eric Cerantola, RHP

Baseball America Top 100 MLB Draft Prospect (No. 34)
MLB Pipeline Top 100 MLB Draft Prospect (No. 50)
D1Baseball Top 100 Collegiate MLB Draft Prospects (No. 28)

Scotty Dubrule, IF

Baseball America Top 25 New Addition (No. 23)
SENIOR Class Award Candidate

Jackson Fristoe, RHP

SEC Freshman of the Week (March 8)

Josh Hatcher, IF

Preseason All-SEC (second team)

Kamren James, IF

D1Baseball Top 100 Collegiate MLB Draft Prospects (No. 49)
SEC Newcomer of the Week (April 12)

Rowdey Jordan, OF

Preseason All-SEC (second team)

Christian MacLeod, LHP

Golden Spikes Award Preseason Watch List
Collegiate Baseball Newspaper Preseason All-America (second team)
D1Baseball Preseason All-America (third team)
Perfect Game Preseason All-America (third team)
Baseball America Top 100 MLB Draft Prospect (No. 23)
MLB Pipeline Top 100 MLB Draft Prospect (No. 40)
D1Baseball Top 100 Collegiate MLB Draft Prospects (No. 26)
SEC Pitcher of the Week (April 5)
College Baseball Foundation Pitcher of the Week (April 6)

Spencer Price, RHP

NCBWA Stopper of the Year Preseason Watch List

Landon Sims, RHP

SEC Co-Pitcher of the Week (Feb. 23)
USA Baseball Golden Spikes Performer of the Week (Feb. 23)

Bump Day

Sims Shutting 'Em Down

- Bases loaded, no outs is never an ideal situation for a reliever to enter the game, however that is the situation **Landon Sims** started his season.
- The second-year freshman proceeded to strike out the side against No. 9 Texas and retired all 12 batters he faced in four perfect innings of work.
- Of his 12 outs, 10 were strikeouts, and he hasn't slowed that pace down since.
- In 21 1/3 innings pitched, 43 of his 64 outs have come via strikeout and he has surrendered just one run on 10 hits. His strikeouts per nine innings sits at 18.1.
- He owns a 2-0 record with three saves and has been a part of three shutouts, including State's first no-hitter since 1999.
- Opponents are hitting just .137 against the reliever.

20K Club

- On Wednesday, March 3 in Pearl, Mississippi, the Bulldog pitching staff accomplished something that hadn't been done in 19 years: strike out 20 batters in a game.
- The MSU staff fanned 20 Golden Eagles, with **Houston Harding** (9), **Preston Johnson** (6), **Cam Tullar** (2) and **Stone Simmons** (5) combining to reach the mark.
- Prior to that, State last racked up 20 strikeouts exactly 19 years prior on March 3, 2002 against Jacksonville State. That day, *Joey Collums* (15) and *Jonathan Papelon* (5) helped MSU reach the 20 K mark.
- The 20 strikeouts rank tied for No. 3 in the NCAA this season and one of just four 20-plus K games in the country in 2021.

Ks for Days

- The Mississippi State pitching staff struck out 43 batters in its second weekend series of 2021 against Tulane to mark the second time in as many weekends it reached the 40 K mark.
- State also fanned 41 batters on the opening weekend at the State Farm College Baseball Classic.
- The 43 strikeouts of Green Wave batters are tied for the most in a three-game series for MSU since at least 2005, which equaled the 43 punchouts against Youngstown State to open the 2019 campaign.
- State then equaled that total against Arkansas during the opening weekend of SEC play. MSU fanned 13 in the series opener, 19 in the middle game and 13 in the finale.

No-No Against the Flashes

- For the ninth time in program history, MSU spun a no-hitter on the mound, as the quartet of **Jackson Fristoe** (6 IP), **Landon Sims** (1 IP), **Mikey Tepper** (1 2/3 IP) and **Cam Tullar** (1/3 IP) combined for the first no-hitter at Mississippi State since 1999.
- A seventh inning error and walk, along with a ninth inning free pass were the only blemishes on the scorecard.
- The 1999 no-hitter came on March 16 against Alcorn State in a 21-1 victory, as *Scott Polk*, *Justin Estel* and *Brian Compton* combined on the feat.
- Against the Braves, Polk allowed an unearned run over six innings pitched with two walks and nine strikeouts. Estel fired one inning and walked one, while Compton walked one and struck out three in two innings of work.

10 Ks in 11 Straight

- Mississippi State has piled up double-digit strikeouts in program-record 11 straight games entering the week, including at least 12 strikeouts in 10 of those games.
- The 11-game streak is one more than the previous mark of 10, which occurred twice. Earlier in 2021, State fanned at least 10 batters in 10 straight from February 26 against Tulane to March 12 versus Eastern Michigan.
- The current streak features 99 innings pitched and just 84 hits allowed to go along with 147 strikeouts. State has walked just 46 batters and owns a .225 batting average against.
- In 90 innings pitched, Mississippi State recorded 56 percent of the outs via strikeout. Of the 270 total outs, 150 of those came via strikeout for 15.0 strikeouts per nine innings.
- The 10 straight games equaled a streak from the 2001 pitching staff from April 11-22. That staff struck out 119 batters in 92 innings of work, an 11.6 strikeout per nine innings ratio.





Going Yard

Below is a listing of all of the home runs for the 2021 season, including expanded data for those home runs hits at home.

Gm	Name	Inn.	On Base	Exit Velocity	Launch Angle	Distance
1	Hancock, Luke	4	--	--	--	--
1	Jordan, Rowdey	8	--	--	--	--
2	Jordan, Rowdey !	6	--	--	--	--
3	Hancock, Luke	6	1	--	--	--
4	James, Kamren	1	1	97	14	390 feet
6	Allen, Tanner	1	1	96	39	350 feet
6	James, Kamren !	6	--	99	27	392 feet
6	Hancock, Luke *	9	3	101	27	404 feet
7	James, Kamren	6	2	104	23	410 feet
11	James, Kamren	5	1	105	20	455 feet
12	Allen, Tanner	5	1	103	21	395 feet
15	Tanner, Logan *	9	2	105	22	405 feet
16	Tanner, Logan	3	--	101	29	388 feet
17	Hancock, Luke	4	1	101	22	357 feet
17	Hatcher, Josh	4	--	102	24	398 feet
17	Hancock, Luke !	6	--	96	28	379 feet
18	Skinner, Brayland	5	1	101	25	391 feet
23	James, Kamren !	3	--	106	23	433 feet
23	Allen, Tanner !	5	--	99	29	388 feet
24	Hancock, Luke !	6	--	99	34	389 feet
24	Tanner, Logan	6	--	105	19	374 feet
25	Jordan, Rowdey	6	--	95	27	353 feet
27	Hancock, Luke !	2	--	106	23	421 feet
27	Tanner, Logan !	4	--	97	28	318 feet
28	Jordan, Rowdey	5	2	102	33	370 feet
28	Cumbeset, Brad	7	--	107	19	378 feet
28	Pimentel, Brandon	7	--	101	32	363 feet
29	Allen, Tanner	5	1	96	--	337 feet
29	James, Kamren	5	--	100	--	395 feet
30	James, Kamren	3	1	99	33	431 feet
30	Allen, Tanner	4	2	102	20	398 feet
30	Hatcher, Josh	6	--	107	22	390 feet
31	Tanner, Logan	8	2	107	26	437 feet

33 total home run in 2021

! - Home run led off an inning | ^ - Leadoff home run (bottom/top 1st)

* - Walk-off home run

NOTE: Data not available for College Baseball Showdown.

The Last Time...

- SEC Tournament | % - NCAA Regional | ^ - NCAA Super Regional | \$ - College World Series

A MISSISSIPPI STATE TEAM...

Won 15+ Consecutive Games	17 - February 15-March 8, 2013
Won 10+ Consecutive Games	14 - February 23-March 16, 2019
Won 10+ Consecutive SEC Games	12 - April 30-May 25, 2016
Won 5+ Consecutive SEC Games	6 - April 1-11, 2021
Lost 5+ Consecutive Games	6 - May 7-16, 2015
Lost 5+ Consecutive SEC Games	6 - May 7-16, 2015
Swept a Three-Game Series	at Auburn; April 9-11, 2021
at Home	Kentucky; April 1-3, 2021
on The Road	at Auburn; April 9-11, 2021
Swept a Non-Conference Three-Game Series	Eastern Michigan; March 12-14 2021
at Home	Eastern Michigan; March 12-14 2021
on The Road	at Hawaii-Hilo; 1985
Swept a Three-Game SEC Series	at Auburn; April 9-11, 2021
at Home	Kentucky; April 1-3, 2021
on The Road	at Auburn; April 9-11, 2021
Was Swept in a Three-Game Series	Arkansas; March 26-28, 2021
at Home	Arkansas; March 26-28, 2021
on The Road	at Arkansas; April 18-20, 2019
Was Swept in a Three-Game Non-Conference Series	at Southern Miss; February 16-18, 2018
at Home	Southeastern Louisiana; February 26-28, 2010
on The Road	at Southern Miss; February 16-18, 2018
Was Swept in a Three-Game SEC Series	Arkansas; March 26-28, 2021
at Home	Arkansas; March 26-28, 2021
on The Road	at Arkansas; April 18-20, 2019
Played An Extra-Inning Game	.W, 6-3 (11 innings) - at Tennessee; April 5, 2019
Won An Extra-Inning Game	.W, 6-3 (11 innings) - at Tennessee; April 5, 2019
Lost An Extra-Inning Game	.L, 0-1 (10 innings) - Southern Miss; February 22, 2019
Played Consecutive Extra-Inning Games	May 4-5, 2018; at Alabama, W, 14-12 (10 innings) and L, 3-4 (10 innings)
Won Consecutive Extra-Inning Games	May 10-11, 2014; Tennessee, W, 1-0 (10 innings) and W, 4-3 (12 innings)
Won on a Walk-Off	W, 4-1 - Eastern Michigan; March 13, 2021
Logan Tanner three-run home run in the ninth inning	February 27-28, 2021; Tulane, W, 9-5 and W, 5-4
Luke Hancock grand slam in the ninth inning	
Tanner Allen two-RBI single in the ninth inning	

A MISSISSIPPI STATE OFFENSE...

Scored 30+ Runs	32 - Jackson State; April 29, 1988
Scored 25+ Runs	27 - Alcorn State; April 20, 2010
Scored 20+ Runs	24 - South Carolina; May 16, 2019
Scored 15+ Runs	19 - at Auburn; April 11, 2021
Scored 10+ Runs In An Inning	10 - at Auburn (1st); April 11, 2021
Scored 9+ Runs In An Inning	10 - at Auburn (1st); April 11, 2021
Scored 8+ Runs In An Inning	10 - at Auburn (1st); April 11, 2021
Had 30+ Hits	30 - Kentucky; April 30, 1989
Had 25+ Hits	26 - Little Rock; February 28, 1999
Had 20+ Hits	21 - South Carolina; May 16, 2019
Had 20+ Hits in Back-to-Back Games	Auburn (20, 21); March 23-24, 2019
Had 6+ Home Runs	6 - at UAB; March 18, 2008
Had 5+ Home Runs	5 - Alabama; May 2, 2009
Hit Back-To-Back Home Runs	5th Inning, Tanner Allen (Two-Run)/Kamren James (Solo) - at Auburn; April 9, 2021
Hit Back-To-Back-To-Back Home Runs	8th Inning, Russ Sneed (2R HR)/Connor Powers (Solo)/Ryan Duffy (Solo) - Alabama; May 3, 2009
Had 3+ Triples	3 - Southern Cal; March 14, 2004
Had 8+ Doubles	8 - Auburn; March 24, 2019
Had 7+ Doubles	7 - Eastern Michigan; March 12, 2021
Had 6+ Doubles	7 - Eastern Michigan; March 12, 2021
Had 10+ Walks	10 - North Alabama; March 24, 2021
Had 9+ Stolen Bases	10 - Arkansas-Pine Bluff; March 18, 2017
Had 8+ Stolen Bases	10 - Arkansas-Pine Bluff; March 18, 2017
Didn't Strikeout in a Game	Jackson State; February 26, 2019
Had Two or Fewer Strikeouts	2 - Eastern Michigan; March 12, 2021
Was Shut Out	at Long Beach State (0-4); February 28, 2020
at Home	Southern Miss (0-1); February 22, 2019
on The Road	at Long Beach State (0-4); February 28, 2020
Back-To-Back Games	Auburn (0-5, 0-4); March 27-28, 2015
Three-Straight Games	vs. Southern Miss (0-3); March 24, 2018 and Auburn (0-5, 0-4); March 27-28, 2015

A MISSISSIPPI STATE DEFENSE...

Turned 5+ Double Plays	5 - San Diego; March 8, 2015
Turned 4+ Double Plays	5 - San Diego; March 8, 2015
Turned 3+ Double Plays	3 - Miami (Fla.); June 1, 2019 %
Turned A Triple Play	Auburn-Montgomery, March 9, 1991
Had 5+ Errors	5 - at Vanderbilt; March 18, 2011
Had 4+ Errors	4 - Tulane; February 26, 2021
Threw Out 3 Base Runners	3 - Logan Tanner; Tulane; February 26, 2021



MISSISSIPPI STATE PITCHING STAFF...

Threw a No-Hitter	Jackson Fristoe (6 IP), Landon Sims (1 IP), Mikey Tepper (1 2/3 IP), Cam Tullar (1/3 IP); Kent State, March 7, 2021
Held Opponent To 1 Hit	at Texas A&M; May 3, 2019
Held Opponent To 2 Hits	Eastern Michigan; March 13, 2021
Struck Out 20+ Batters	20 - vs. Southern Miss; March 3, 2021
Struck Out 15+ Batters	17 - Southern; April 6, 2021
Did Not Issue A Walk	at Auburn; April 10, 2021
Shut Out An Opponent	at LSU (3-0); March 20, 2021
at Home	Eastern Michigan (14-0); March 12, 2021
on The Road	at LSU (3-0); March 20, 2021
Neutral Site Game	vs. Washington (1-0); June 16, 2018 \$
Postseason Game	vs. Washington (6-0); June 16, 2018 \$
Back-To-Back Shutouts	2021 (Kent State, March 7 [13-0]; Grambling, March 9 [10-0] and Louisiana-Lafayette, March 10 [4-0])
Three Straight Shutouts	2021 (Kent State, March 7 [13-0]; Grambling, March 9 [10-0] and Louisiana-Lafayette, March 10 [4-0]; Eastern Michigan, March 12 [14-0])
Four Straight Shutouts	2021 (Kent State, March 7 [13-0]; Grambling, March 9 [10-0] and Louisiana-Lafayette, March 10 [4-0]; Eastern Michigan, March 12 [14-0])
Shut Out An SEC Opponent	at LSU (3-0); March 20, 2021
at Home	Alabama (6-0); April 12, 2019
On The Road	at LSU (3-0); March 20, 2021
Neutral Site	vs. Georgia (3-0); May 24, 2017 #

A MISSISSIPPI STATE BATTER HAD...

Hit for the Cycle	Brad Freeman; South Alabama, February 17, 1998
Walk-Off Hit	Tanner Allen (2RBI single); Tulane, February 28, 2021
8+ At-Bats	8 - Jordan Westburg, Tanner Allen & Rowdey Jordan vs. LSU, May 22, 2019 #
6+ Hits	6 - Adam Frazier; at Virginia, June 8, 2013
5+ Hits	5 - Tanner Allen; South Carolina, May 16, 2019
4+ Hits	4 - Rowdey Jordan; at Long Beach State, February 29, 2020
2+ Hits In An Inning	Tanner Allen (1B, 3B; 1st inning); at Auburn, April 11, 2021
5+ Runs	5 - Jon Knott; Little Rock, February 28, 1999
4+ Runs	4 - Kamren James; at Auburn, April 11, 2021
3+ Doubles	3 - Justin Foscue; Georgia, April 26, 2019
2+ Triples	2 - C.T. Bradford; at Arizona, March 9, 2014
3+ Home Runs	3 - Brent Rooker; vs. Kentucky, April 8, 2017
2+ Home Runs	2 - Luke Hancock; Samford, March 16, 2021
Inside-The-Park Home Run	Cody Brown; vs. Kentucky, April 7, 2017
Pinch Hit Home Run	Cole Gordon; vs. South Alabama, June 4, 2017
Leadoff Home Run (Top or bottom of 1st inning)	Jake Mangum (Top 1st); at Florida-1, March 16, 2019
Walk-Off Home Run	Logan Tanner (3-run); Eastern Michigan, March 13, 2021
Hit a Grand Slam	Luke Hancock; Tulane, February 28, 2021
Multiple Grand Slams	Never
A Pinch Hit Grand Slam	Never
10+ RBIs	11 - Jason Nappi; at UAB, March 18, 2008
9+ RBIs	9 - Ryan Duffy; vs. Jackson State, April 6, 2010
8+ RBIs	8 - Brent Rooker; vs. Indiana State, February 24, 2017
7+ RBIs	7 - Jordan Westburg; vs. North Carolina, June 19, 2018 \$
10+ Total Bases	13 - Brent Rooker; vs. Kentucky, April 8, 2017
4+ Walks	4 - Logan Tanner; Kent State, March 5, 2021
3+ Walks	3 - Scotty Dubrule; Samford, March 16, 2021
4+ Stolen Bases	4 - Derrick Armstrong; vs. Michigan State, March 1, 2014
3+ Stolen Bases	3 - Tanner Leggett; Southern, April 6, 2021
Stole Home	Kamren James; Jackson State, February 24, 2021
4+ Hit By Pitches	4 - Rowdey Jordan; at Auburn, April 11, 2021
3+ Hit By Pitches	4 - Rowdey Jordan; at Auburn, April 11, 2021

A MISSISSIPPI STATE PITCHER HAD...

A Perfect Game	J.T. Peatross; Mississippi College (1-0), 1918
A No-Hitter	Jackson Fristoe (6 IP), Landon Sims (1 IP), Mikey Tepper (1 2/3 IP), Cam Tullar (1/3 IP); Kent State, March 7, 2021
A Complete Game No-Hitter	Gene Morgan (7 IP); at Hawaii-Hilo (2-0), April 6, 1985
A Complete Game (9 Inn.)	Jacob Billingsley; at Southern Miss (8-1), June 6, 2017 %
A Complete Game (7 Inn.)	JT Ginn; at Texas A&M-1 (0-1), May 4, 2019
Complete-Game 1-Hitter	Unknown
Complete-Game 2-Hitter	Ricky Bowen; vs. Ole Miss, March 16, 2008
Consecutive Complete Games	Dakota Hudson; 2016 (at Auburn (4-0), May 13 and Arkansas (7-0), May 19)
A Complete-Game Shutout	Dakota Hudson; vs. Arkansas (7-0), May 19, 2016
at Home	Dakota Hudson; vs. Arkansas (7-0), May 19, 2016
on The Road	Dakota Hudson; at Auburn (4-0), May 13, 2016
SEC Game	Dakota Hudson; vs. Arkansas (7-0), May 19, 2016
as a Freshman	Scott Tanksley; vs. Mississippi College (6-0), April 20, 1993
Postseason Game	B.J. Wallace; vs. Nicholls State (1-0), May 21, 1992 %
17+ Strikeouts	17 - Chris Stratton; at LSU, March 16, 2012
15+ Strikeouts	15 - Ethan Small; Alabama, April 14, 2019
10+ Strikeouts	10 - Will Bednar; Kentucky, April 2, 2021
Recorded Two Saves In One Day	Trevor Fitts; vs. Marshall and Alabama A&M, February 22, 2015

Hit It Hard

Top 10 Exit Velocities

Below is a listing of the top-10 hardest hit balls by MSU in 2021.

Exit Velocity	Name	Opponent	Result
111.22	Tanner, Logan	Tulane (2/27)	Single
111.21	Cumbest, Brad	Southern (4/6)	Single
109.47	James, Kamren	Tulane (2/27)	Ground Out
109.11	Allen, Tanner	Kent State (3/7)	Line Out
108.92	Jordan, Rowdey	Samford (3/16)	Double
108.68	Tanner, Logan	LSU (3/20)	Line Out
108.24	James, Kamren	Kentucky (4/2)	Line Out
107.93	Jordan, Rowdey	Tulane (2/27)	Ground Out
107.43	Hatcher, Josh	Arkansas (3/28)	Double
106.80	Hatcher, Josh	Eastern Michigan (3/14)	Ground Out

NOTE: Data not available for College Baseball Showdown.

Individual Exit Velocities

Below is a listing of each MSU student-athlete's average and top exit velocity of the 2021 season.

Name	Top EV	Average EV
Allen, Tanner	109.11	89.13
Clark, Kellum	95.53	75.70
Cumbest, Brad	111.21	92.41
Dubrule, Scotty	100.74	83.57
Forsythe, Lane	103.70	86.91
Garner, Kace	95.28	87.19
Hancock, Luke	105.80	88.35
Hatcher, Josh	107.43	87.68
James, Kamren	109.47	87.14
Jordan, Rowdey	108.92	88.79
Leggett, Tanner	103.96	90.62
McDonald, Kyte	100.23	87.02
McGowan, Drew	106.08	79.33
Pimentel, Brandon	102.71	93.02
Skinner, Brayland	101.69	85.93
Tanner, Logan	111.22	87.99

NOTE: Data not available for College Baseball Showdown.

Barrel Count

Below is a listing of each MSU student-athlete's total barreled balls in 2021.

Name	2021 Barrels	2020 Barrels
Allen, Tanner	10	1
Cumbest, Brad	2	1
Dubrule, Scotty	1	--
Forsythe, Lane	3	--
Garner, Kace	1	--
Hancock, Luke	9	--
Hatcher, Josh	12	8
James, Kamren	9	6
Jordan, Rowdey	6	3
Leggett, Tanner	2	--
McDonald, Kyte	3	--
McGowan, Drew	--	--
Pimentel, Brandon	1	4
Skinner, Brayland	2	--
Tanner, Logan	5	2

NOTE: A barreled ball is 98-plus exit velocity and a 10-35 degree launch angle. Barreled balls include all balls put in play ... Data not available for College Baseball Showdown.



Season Statistics

Record: 24-7 Home: 16-5 Away: 5-1 Neutral: 3-1 SEC: 8-4

Player	avg	gp-gs	ab	r	h	2b	3b	hr	rbi	tb	slg%	bb	hp	so	gdp	ob%	sf	sh	sb-att	po	a	e	fld%
5 Allen, Tanner	.333	31-31	114	33	38	5	1	5	34	60	.526	12	9	19	2	.431	2	0	6-7	46	4	0	1.000
6 James, Kamren	.308	31-31	117	24	36	6	0	7	32	63	.538	9	3	22	0	.366	2	0	12-13	21	40	9	.871
4 Jordan, Rowdey	.291	31-31	117	34	34	7	3	4	19	59	.504	11	12	16	3	.401	2	0	5-6	48	1	2	.961
20 Hancock, Luke	.284	31-31	95	20	27	2	0	7	31	50	.526	26	4	8	4	.438	5	0	2-2	63	5	0	1.000
19 Tanner, Logan	.250	30-29	104	19	26	5	0	5	21	46	.442	18	0	23	4	.361	0	0	0-1	319	15	1	.997
10 Hatcher, Josh	.209	31-31	110	14	23	8	0	2	11	37	.336	7	3	19	2	.275	0	1	5-5	175	13	1	.995

25 McDonald, Kyte	.417	9-0	12	3	5	3	0	0	4	8	.667	1	0	2	0	.462	0	0	0-0	0	0	0	.000
33 Cumbest, Brad	.371	21-9	35	7	13	1	1	1	4	19	.543	3	1	11	0	.436	0	0	0-0	12	0	1	.923
50 Pimentel, Brandon	.333	8-1	12	3	4	0	0	1	6	7	.583	3	0	5	1	.467	0	0	0-0	18	2	0	1.000
43 Forsythe, Lane	.309	22-21	68	16	21	2	0	0	7	23	.338	10	2	21	1	.407	1	1	1-1	21	43	5	.928
31 Leggett, Tanner	.306	21-9	36	8	11	2	0	0	1	13	.361	4	2	10	3	.405	0	1	4-4	13	12	3	.893
9 Jordan, Landon	.281	12-9	32	2	9	2	0	0	5	11	.344	6	1	8	1	.410	0	1	2-2	3	13	0	1.000
3 Dubrule, Scotty	.256	30-24	90	20	23	5	0	0	13	28	.311	16	0	13	2	.368	0	2	2-4	32	47	2	.975
36 Skinner, Brayland	.227	20-12	44	10	10	2	1	1	8	17	.386	8	3	10	1	.382	0	0	2-3	21	1	0	1.000
8 McGowan, Drew	.207	20-8	29	4	6	1	0	0	5	7	.241	8	1	3	1	.385	1	0	2-3	12	1	0	1.000
44 Garner, Kace	.182	8-0	11	3	2	1	0	0	3	3	.273	3	0	3	0	.357	0	0	0-0	18	0	0	1.000
12 Meche, Davis	.111	7-0	9	2	1	0	0	0	0	1	.111	2	0	3	0	.273	0	0	0-0	1	6	0	1.000
11 Clark, Kellum	.000	5-2	6	2	0	0	0	0	0	0	.000	2	2	1	0	.400	0	0	0-0	0	0	0	.000
Totals	.278	31	1041	224	289	52	6	33	204	452	.434	149	43	197	25	.386	13	6	43-51	834	226	30	.972
Opponents	.194	31	1011	106	196	34	2	28	93	318	.315	112	18	406	11	.285	4	4	14-27	788	323	43	.963

LOB - Team (241), Opp (209). DPs turned - Team (20), Opp (30). CI - Team (0), Opp (1). IBB - Team (2), Hancock 1, Hatcher 1, Opp (3).

(All games Sorted by Earned run avg)

Player	era	w-l	app	gs	cg	sho	sv	ip	h	r	er	bb	so	2b	3b	hr	b/avg	wp	hp	bk	sfa	sha
28 MacLeod, Christian	2.72	3-2	8	8	0	0/1	0	36.1	30	15	11	12	58	3	0	9	.221	4	1	0	1	1
27 Fristoe, Jackson	4.13	3-2	8	7	0	0/1	0	32.2	24	15	15	18	49	3	2	6	.202	3	2	1	0	0

18 Patrick, Chase	0.00	0-0	9	0	0	0/0	0	6.2	5	0	0	0	5	0	0	0	.217	2	0	0	0	0
13 Rokose, Davis	0.00	0-0	3	0	0	0/0	0	3.0	1	0	0	2	6	0	0	0	.100	0	0	0	0	0
47 Talley, Drew	0.00	0-0	3	0	0	0/1	0	3.0	2	1	0	0	7	0	0	0	.182	0	0	0	0	0
15 Smith, Cade	0.00	0-0	1	0	0	0/0	0	1.0	0	0	0	0	2	0	0	0	.000	0	1	0	0	0
38 Alford, Kole	0.00	0-0	1	0	0	0/0	0	0.1	1	0	0	1	1	0	0	0	.500	0	0	0	0	0
23 Sims, Landon	0.42	2-0	9	0	0	0/3	3	21.1	10	1	1	7	43	3	0	0	.137	1	0	0	0	1
51 Carmouche, Dylan	1.42	1-0	8	0	0	0/1	0	6.1	5	2	1	3	11	1	0	0	.208	1	1	0	1	0
48 Harding, Houston	1.44	3-1	11	4	0	0/1	0	25.0	19	6	4	6	32	6	0	2	.209	3	0	1	0	0
24 Bednar, Will	2.10	2-0	7	5	0	0/2	0	30.0	18	8	7	4	48	5	0	4	.171	1	2	0	0	1
39 Tepper, Mikey	2.57	1-0	5	1	0	0/1	0	7.0	3	3	2	4	11	1	0	0	.115	4	0	1	0	0
7 Smith, Brandon	2.66	4-1	10	1	0	0/1	1	20.1	12	7	6	6	25	1	0	2	.160	2	1	0	0	0
32 Stinnett, Parker	2.84	0-0	6	0	0	0/2	1	6.1	1	2	2	4	12	1	0	0	.048	3	0	0	0	0
35 Johnson, Preston	3.12	0-0	6	0	0	0/2	0	8.2	4	3	3	6	14	0	0	0	.138	0	0	0	0	0
29 Koestler, Carlisle	3.21	3-0	7	1	0	0/0	0	14.0	12	5	5	5	17	2	0	1	.231	2	2	0	1	1
55 Price, Spencer	4.50	1-0	7	0	0	0/1	0	6.0	3	3	3	5	9	0	0	1	.136	2	0	0	0	0
2 Hunt, KC	5.00	0-0	9	0	0	0/1	0	9.0	7	5	5	4	9	1	0	1	.219	7	1	0	0	0
45 Tullar, Cam	5.40	0-0	9	0	0	0/1	0	6.2	4	4	4	5	8	1	0	0	.182	0	0	0	0	0
14 Self, Riley	5.40	0-0	7	0	0	0/2	0	5.0	9	4	3	4	7	1	0	0	.375	0	0	0	0	0
17 Simmons, Stone	5.59	1-0	8	0	0	0/0	1	9.2	10	6	6	3	14	2	0	0	.263	1	0	0	0	0
40 Forrester, Jaxen	6.00	0-0	3	0	0	0/1	0	3.0	2	2	2	2	1	1	0	0	.200	2	0	0	1	0
26 Lovett, Xavier	6.75	0-0	6	0	0	0/1	0	4.0	3	4	3	2	1	2	0	0	.188	1	1	0	0	0
37 Cerantola, Eric	7.11	0-1	5	4	0	0/0	0	12.2	11	10	10	9	16	0	0	2	.234	3	6	0	0	0
Totals	3.01	24-7	31	31	0	5/5	6	278.0	196	106	93	112	406	34	2	28	.194	42	18	3	4	4
Opponents	6.72	7-24	31	31	0	0/0	5	262.2	289	224	196	149	197	52	6	33	.278	32	43	5	13	6

PB - Team (2), Tanner 1, Hancock 1, Opp (3). Pickoffs - Team (2), Harding 1, Patrick 1. SBA/ATT - Tanner (8-15), Hancock (6-7), MacLeod (3-6), Tepper (3-3), Harding (2-3), Fristoe (0-2), Cerantola (2-2), Bednar (0-2), Self (0-1), Price (1-1), Hunt (0-1), Johnson (1-1), Sims (1-1), Talley (0-1), Tullar (0-1), Patrick (0-1), Carmouche (1-1).

Last Five Games Statistics

Record: 5-0 Home: 2-0 Away: 3-0 SEC: 4-0

Player	avg	gp-gs	ab	r	h	2b	3b	hr	rbi	tb	slg%	bb	hp	so	gdp	ob%	sf	sh	sb-att	po	a	e	fld%
4 Jordan, Rowdey	.400	5-5	20	10	8	2	1	1	3	15	.750	1	4	1	0	.520	0	0	2-2	9	0	0	1.000
5 Allen, Tanner	.389	5-5	18	6	7	2	1	2	10	17	.944	3	1	1	1	.478	1	0	0-0	7	0	0	1.000
6 James, Kamren	.368	5-5	19	6	7	0	0	2	6	13	.684	3	1	3	0	.478	0	0	3-3	2	5	0	1.000
20 Hancock, Luke	.353	5-5	17	3	6	0	0	1	4	9	.529	3	1	1	0	.476	0	0	1-1	10	0	0	1.000
43 Forsythe, Lane	.350	5-5	20	5	7	1	0	0	2	8	.400	2	0	8	0	.409	0	0	1-1	4	8	1	.923
19 Tanner, Logan	.263	5-5	19	6	5	2	0	2	6	13	.684	2	0	6	0	.333	0	0	0-0	46	3	0	1.000
10 Hatcher, Josh	.211	5-5	19	2	4	1	0	1	2	8	.421	0	0	1	0	.211	0	0	1-1	20	3	0	1.000
36 Skinner, Brayland	.188	5-4	16	1	3	0	0	0	3	3	.188	2	1	4	1	.316	0	0	1-1	9	1	0	1.000

50 Pimentel, Brandon	.500	2-0	4	2	2	0	0	1	2	5	1.250	0	0	1	1	.500	0	0	0-0	5	0	0	1.000
3 Dubrule, Scotty	.500	5-0	4	1	2	0	0	0	2	2	.500	1	0	0	0	.600	0	0	0-0	0	2	0	1.000
44 Garner, Kace	.500	2-0	2	1	1	1	0	0	1	2	1.000	0	0	1	0	.500	0	0	0-0	8	0	0	1.000
8 McGowan, Drew	.500	1-0	2	0	1	1	0	0	1	2	1.000	0	0	0	0	.500	0	0	0-0	0	0	0	.000
33 Cumbest, Brad	.400	4-0	5	2	2	0	0	1	1	5	1.000	0	0	0	0	.400	0	0	0-0	3	0	0	1.000
31 Leggett, Tanner	.333	5-5	12	3	4	1	0	0	0	5	.417	1	2	3	1	.467	0	1	3-3	10	8	2	.900
12 Meche, Davis	.000	2-0	4	1	0	0	0	0	0	0	.000	0	0	1	0	.000	0	0	0-0	1	3	0	1.000
25 McDonald, Kyte	.000	1-0	2	0	0	0	0	0	0	0	.000	0	0	0	0	.000	0	0	0-0	0	0	0	.000
11 Clark, Kellum	.000	2-1	1	2	0	0	0	0	0	0	.000	2	1	0	0	.750	0	0	0-0	0	0	0	.000
Totals	.321	5	184	51	59	11	2	11	43	107	.582	20	11	31	4	.417	1	1	12-12	135	35	3	.983
Opponents	.225	5	169	21	38	5	0	6	19	61	.361	22	2	63	2	.320	1	0	2-5	129	51	9	.952

LOB - Team (37), Opp (38). DPs turned - Team (4), Opp (7). IBB - Team (0), Opp (1).

(Last Five Games Sorted by Earned run avg)

Player	era	w-l	app	gs	cg	sho	sv	ip	h	r	er	bb	so	2b	3b	hr	b/avg	wp	hp	bk	sfa	sha
24 Bednar, Will	1.29	1-0	1	1	0	0/0	0	7.0	4	1	1	0	7	1	0	1	.167	0	0	0	0	0
28 MacLeod, Christian	3.00	0-0	1	1	0	0/0	0	6.0	5	2	2	2	6	0	0	2	.217	0	0	0	0	0
27 Fristoe, Jackson	6.75	1-0	2	2	0	0/0	0	8.0	8	6	6	8	14	2	0	1	.258	1	0	1	0	0

23 Sims, Landon	0.00	0-0	1	0	0	0/0	1	2.0	0	0	0	0	4	0	0	0	.000	0	0	0	0	0
18 Patrick, Chase	0.00	0-0	3	0	0	0/0	0	2.0	2	0	0	0	2	0	0	0	.250	1	0	0	0	0
32 Stinnett, Parker	0.00	0-0	2	0	0	0/0	1	2.0	0	0	0	1	2	0	0	0	.000	1	0	0	0	0
37 Cerantola, Eric	0.00	0-0	1	0	0	0/0	0	1.0	1	0	0	0	3	0	0	0	.250	1	0	0	0	0
13 Rokose, Davis	0.00	0-0	1	0	0	0/0	0	1.0	0	0	0	0	2	0	0	0	.000	0	0	0	0	0
45 Tullar, Cam	0.00	0-0	2	0	0	0/0	0	1.0	0	0	0	0	2	0	0	0	.000	0	0	0	0	0
29 Koestler, Carlisle	0.00	1-0	1	1	0	0/0	0	1.0	1	0	0	0	0	0	0	0	.250	0	0	0	0	0
15 Smith, Cade	0.00	0-0	1	0	0	0/0	0	1.0	0	0	0	0	2	0	0	0	.000	0	1	0	0	0
7 Smith, Brandon	0.00	1-0	1	0	0	0/0	0	0.2	1	0	0	0	2	0	0	0	.250	0	1	0	0	0
48 Harding, Houston	2.70	1-0	3	0	0	0/0	0	3.1	4	2	1	1	4	0	0	1	.308	0	0	0	0	0
51 Carmouche, Dylan	6.75	0-0	2	0	0	0/0	0	1.1	2	1	1	1	2	1	0	0	.400	0	0	0	1	0
55 Price, Spencer	6.75	0-0	2	0	0	0/0	0	1.1	1	1	1	2	1	0	0	0	.200	1	0	0	0	0
2 Hunt, KC	9.00	0-0	2	0	0	0/0	0	2.0	2	2	2	2	3	0	0	1	.250	0	0	0	0	0
39 Tepper, Mikey	9.00	0-0	2	0	0	0/0	0	2.0	2	2	2	3	4	1	0	0	.250	3	0	1	0	0
35 Johnson, Preston	13.50	0-0	2	0	0	0/0	0	2.0	2	3	3	2	2	0	0	0	.286	0	0	0	0	0
17 Simmons, Stone	27.00	0-0	1	0	0	0/0	0	0.1	3	1	1	0	1	0	0	0	.750	0	0	0	0	0
Totals	4.00	5-0	5	5	0	0/0	2	45.0	38	21	20	22	63	5	0	6	.225	8	2	2	1	0
Opponents	9.21	0-5	5	5	0	0/0	0	43.0	59	51	44	20	31	11	2	11	.321	10	11	0	1	1

PB - Team (0), Opp (1). SBA/ATT - Tanner (0-2), Hancock (2-2), Fristoe (0-1), Price (1-1), Tullar (0-1), Tepper (1-1), MacLeod (0-1).



Last 10 Games Statistics

Record: 7-3 Home: 4-3 Away: 3-0 SEC: 6-3

Player	avg	gp-gs	ab	r	h	2b	3b	hr	rbi	tb	slg%	bb	hp	so	gdp	ob%	sf	sh	sb-att	po	a	e	fld%
4 Jordan, Rowdey	.421	10-10	38	16	16	3	1	2	6	27	.711	4	6	2	3	.542	0	0	2-2	19	1	1	.952
5 Allen, Tanner	.343	10-10	35	9	12	2	1	3	13	25	.714	5	5	4	2	.478	1	0	0-1	17	1	0	1.000
20 Hancock, Luke	.300	10-10	30	7	9	0	0	2	10	15	.500	5	3	3	0	.405	4	0	1-1	10	0	0	1.000
43 Forsythe, Lane	.297	10-10	37	6	11	1	0	0	3	12	.324	2	1	14	0	.350	0	1	1-1	9	17	3	.897
6 James, Kamren	.282	10-10	39	8	11	1	0	3	11	21	.538	5	1	8	0	.378	0	0	4-4	6	11	2	.895
19 Tanner, Logan	.216	10-10	37	7	8	3	0	3	8	20	.541	5	0	10	1	.310	0	0	0-0	115	4	0	1.000
10 Hatcher, Josh	.154	10-10	39	2	6	2	0	1	3	11	.282	0	0	6	0	.154	0	0	1-1	41	6	0	1.000

33 Cumbest, Brad	.545	6-1	11	2	6	0	0	1	2	9	.818	0	0	1	0	.545	0	0	0-0	4	0	0	1.000
50 Pimentel, Brandon	.500	2-0	4	2	2	0	0	1	2	5	1.250	0	0	1	1	.500	0	0	0-0	5	0	0	1.000
44 Garner, Kace	.500	2-0	2	1	1	1	0	0	1	2	1.000	0	0	1	0	.500	0	0	0-0	8	0	0	1.000
8 McGowan, Drew	.500	3-0	2	0	1	1	0	0	1	2	1.000	0	0	0	0	.500	0	0	0-0	0	0	0	.000
31 Leggett, Tanner	.313	8-6	16	3	5	1	0	0	0	6	.375	1	2	6	1	.421	0	1	3-3	11	10	3	.875
3 Dubrule, Scotty	.278	9-4	18	3	5	0	0	0	2	5	.278	3	0	3	0	.381	0	0	0-0	5	6	0	1.000
36 Skinner, Brayland	.179	9-8	28	4	5	2	0	0	3	7	.250	5	2	7	1	.343	0	0	1-1	16	1	0	1.000
12 Meche, Davis	.000	2-0	4	1	0	0	0	0	0	0	.000	0	0	1	0	.000	0	0	0-0	1	3	0	1.000
25 McDonald, Kyte	.000	2-0	3	0	0	0	0	0	0	0	.000	0	0	1	0	.000	0	0	0-0	0	0	0	.000
11 Clark, Kellum	.000	2-1	1	2	0	0	0	0	0	0	.000	2	1	0	0	.750	0	0	0-0	0	0	0	.000
Totals	.285	10	344	73	98	17	2	16	65	167	.485	37	21	68	9	.383	5	2	13-14	270	67	9	.974
Opponents	.228	10	342	49	78	10	1	16	43	138	.404	42	3	132	3	.315	3	2	3-6	258	98	12	.967

LOB - Team (78), Opp (73). DPs turned - Team (6), Opp (12). IBB - Team (0), Opp (2).

(Last 10 Games Sorted by Earned run avg)

Player	era	w-l	app	gs	cg	sho	sv	ip	h	r	er	bb	so	2b	3b	hr	b/avg	wp	hp	bk	sfa	sha
24 Bednar, Will	3.50	1-0	3	3	0	0/0	0	18.0	13	8	7	3	27	3	0	4	.194	1	1	0	0	1
28 MacLeod, Christian	4.02	1-1	3	3	0	0/0	0	15.2	13	7	7	4	21	1	0	6	.224	1	0	0	1	0
27 Fristoe, Jackson	8.49	1-1	3	3	0	0/0	0	11.2	13	11	11	10	21	2	1	2	.277	3	0	1	0	0

23 Sims, Landon	0.00	1-0	3	0	0	0/0	1	7.2	2	0	0	4	11	0	0	0	.087	0	0	0	0	1
45 Tullar, Cam	0.00	0-0	4	0	0	0/0	0	2.2	0	0	0	0	4	0	0	0	.000	0	0	0	0	0
18 Patrick, Chase	0.00	0-0	4	0	0	0/0	0	2.2	4	0	0	0	3	0	0	0	.333	1	0	0	0	0
32 Stinnett, Parker	0.00	0-0	2	0	0	0/0	1	2.0	0	0	0	1	2	0	0	0	.000	1	0	0	0	0
37 Cerantola, Eric	0.00	0-0	1	0	0	0/0	0	1.0	1	0	0	0	3	0	0	0	.250	1	0	0	0	0
15 Smith, Cade	0.00	0-0	1	0	0	0/0	0	1.0	0	0	0	0	2	0	0	0	.000	0	1	0	0	0
13 Rokose, Davis	0.00	0-0	1	0	0	0/0	0	1.0	0	0	0	0	2	0	0	0	.000	0	0	0	0	0
14 Self, Riley	0.00	0-0	1	0	0	0/0	0	0.1	0	0	0	1	0	0	0	0	.000	0	0	0	0	0
29 Koestler, Carlisle	2.25	1-0	2	1	0	0/0	0	4.0	4	1	1	1	4	0	0	0	.267	0	0	0	1	0
48 Harding, Houston	3.38	1-0	5	0	0	0/0	0	5.1	6	3	2	1	5	1	0	1	.286	0	0	0	0	0
51 Carmouche, Dylan	3.86	0-0	3	0	0	0/0	0	2.1	3	2	1	2	4	1	0	0	.300	1	0	0	1	0
17 Simmons, Stone	6.75	0-0	3	0	0	0/0	0	4.0	5	3	3	2	7	0	0	0	.294	1	0	0	0	0
55 Price, Spencer	6.75	0-0	2	0	0	0/0	0	1.1	1	1	1	2	1	0	0	0	.200	1	0	0	0	0
39 Tepper, Mikey	9.00	0-0	2	0	0	0/0	0	2.0	2	2	2	3	4	1	0	0	.250	3	0	1	0	0
2 Hunt, KC	9.00	0-0	2	0	0	0/0	0	2.0	2	2	2	2	3	0	0	1	.250	0	0	0	0	0
7 Smith, Brandon	13.50	1-1	3	0	0	0/0	0	3.1	7	6	5	4	6	1	0	2	.368	1	1	0	0	0
35 Johnson, Preston	13.50	0-0	2	0	0	0/0	0	2.0	2	3	3	2	2	0	0	0	.286	0	0	0	0	0
Totals	4.50	7-3	10	10	0	0/0	2	90.0	78	49	45	42	132	10	1	16	.228	15	3	2	3	2
Opponents	6.49	3-7	10	10	0	0/0	3	86.0	98	73	62	37	68	17	2	16	.285	13	21	0	5	2

PB - Team (0), Opp (1). SBA/ATT - Tanner (1-3), Hancock (2-2), Carmouche (1-1), Price (1-1), MacLeod (0-1), Tullar (0-1), Tepper (1-1), Fristoe (0-1).

Team Game-by-Game (Hitting)

Date	Opponent	ab	r	h	rbi	2b	3b	hr	tb	bb	ibb	sb	cs	hbp	sac	sf	gdp	k	po	a	e	lob	avg
Feb 20	vs Texas	40	8	12	7	1	0	2	19	5	0	1	0	0	0	0	0	10	27	2	0	10	.300
Feb 21	vs TCU	33	2	7	2	1	0	1	11	2	0	0	0	0	0	0	2	11	27	9	2	6	.260
Feb 22	vs Texas Tech	37	11	12	10	1	1	1	18	6	0	0	1	0	0	0	1	5	27	8	0	5	.282
Feb 24	JACKSON STATE	33	7	10	5	3	0	1	16	7	0	5	0	2	0	0	1	3	27	14	3	11	.287
Feb 26	TULANE	34	3	6	2	3	0	0	9	2	0	1	0	1	0	0	0	6	27	6	4	7	.266
Feb 27	TULANE	34	9	10	9	0	0	3	19	7	1	1	0	0	0	0	1	4	27	10	0	9	.270
Feb 28	TULANE	32	5	7	5	2	0	1	12	7	0	1	0	0	0	0	1	10	27	5	3	8	.263
Mar 03	vs Southern Miss	30	4	9	4	1	1	0	12	5	0	1	0	0	1	1	2	5	27	4	2	9	.267
Mar 05	KENT STATE	29	8	6	8	0	1	0	8	9	0	6	1	3	0	0	0	6	27	7	1	9	.262
Mar 06	KENT STATE	34	5	10	5	3	0	0	13	4	0	0	0	0	1	0	1	5	27	13	1	7	.265
Mar 07	KENT STATE	37	13	16	12	2	0	1	21	6	0	1	0	2	0	1	1	6	27	4	1	9	.282
Mar 09	GRAMBLING	32	10	11	10	2	0	1	16	8	0	0	0	2	1	1	2	4	27	7	0	10	.286
Mar 10	LOUISIANA	25	4	4	2	1	0	0	5	3	0	1	1	1	0	2	0	8	27	7	0	3	.279
Mar 12	EASTERN MICHIGAN	37	14	14	14	7	0	0	21	10	0	4	0	0	0	1	0	8	27	4	0	10	.287
Mar 13	EASTERN MICHIGAN	28	4	4	4	0	0	1	7	3	0	1	0	2	0	0	2	4	27	12	0	5	.279
Mar 14	EASTERN MICHIGAN	32	4	8	4	1	0	1	12	1	0	0	1	3	0	0	0	2	27	5	1	8	.277
Mar 16	SAMFORD	33	10	10	10	1	0	3	20	8	0	2	1	1	0	0	0	7	27	15	1	8	.279
*Mar 19	at LSU	37	6	11	6	2	0	1	16	2	1	1	0	2	0	0	1	4	27	8	1	8	.280
*Mar 20	at LSU	28	3	4	3	1	0	0	5	5	0	0	2	0	1	1	0	5	27	6	1	5	.274
*Mar 21	at LSU	31	3	6	3	2	0	0	8	2	0	1	0	1	0	1	1	7	24	9	0	5	.270
Mar 24	NORTH ALABAMA	41	18	14	14	1	1	0	17	10	0	3	0	2	0	0	0	9	27	4	0	11	.274
*Mar 26	ARKANSAS	30	2	4	2	0	0	0	4	5	0	0	0	2	0	0	1	5	27	5	1	8	.268
*Mar 27	ARKANSAS	36	5	10	5	3	0	2	19	2	0	0	0	1	0	0	2	12	27	8	2	7	.269
*Mar 28	ARKANSAS	37	4	13	4	1	0	2	20	2	0	0	1	1	0	0	2	7	27	5	1	9	.273
*Apr 01	KENTUCKY	29	8	6	8	2	0	1	11	7	0	1	0	4	1	2	0	8	27	5	1	11	.270
*Apr 02	KENTUCKY	28	3	6	3	0	0	0	6	1	0	0	0	2	0	2	0	5	27	9	1	6	.268
*Apr 03	KENTUCKY	30	4	7	4	1	1	2	16	0	0	1	0	3	0	1	0	5	27	10	1	6	.267
Apr 06	SOUTHERN	42	15	16	11	4	0	3	29	5	0	7	0	1	0	0	0	7	27	4	0	9	.272
*Apr 09	at Auburn	35	6	8	5	3	0	2	17	3	0	2	0	1	1	0	1	9	27	6	2	7	.271
*Apr 10	at Auburn	35	7	11	7	1	0	3	21	3	0	1	0	1	0	0	1	6	27	7	0	5	.272
*Apr 11	at Auburn	42	19	17	16	2	1	1	24	9	0	1	0	5	0	0	2	4	27	8	0	10	.278
Totals		1041	224	289	204	52	6	33	452	149	2	43	8	43	6	13	25	197	834	226	30	241	.278



Team Game-by-Game (Pitching)

Date	Opponent	ip	h	r	er	bb	so	2b	3b	hr	wp	bk	hbp	dp	ibb	score	w-l	sv	era
Feb 20	vs Texas	9.0	9	3	3	1	18	2	0	1	0	0	0	0	0	8-3	1-0	0	3.00
Feb 21	vs TCU	9.0	4	3	2	7	8	2	0	0	3	0	0	1	0	2-3	1-1	0	2.50
Feb 22	vs Texas Tech	9.0	6	5	5	10	15	1	0	0	2	0	4	1	0	11-5	2-1	0	3.33
Feb 24	JACKSON STATE	9.0	2	3	2	1	7	0	0	0	4	0	1	0	0	7-3	3-1	0	3.00
Feb 26	TULANE	9.0	8	7	2	5	14	1	0	1	2	0	2	0	0	3-7	3-2	0	2.80
Feb 27	TULANE	9.0	10	5	5	5	15	1	0	1	0	0	2	0	0	9-5	4-2	0	3.17
Feb 28	TULANE	9.0	12	4	4	2	14	1	1	3	1	0	0	2	1	5-4	5-2	0	3.29
Mar 03	vs Southern Miss	9.0	3	1	1	3	20	1	0	0	1	0	0	0	0	4-1	6-2	1	3.00
Mar 05	KENT STATE	9.0	4	3	2	4	15	0	0	1	1	0	0	1	0	8-3	7-2	1	2.89
Mar 06	KENT STATE	9.0	13	9	8	6	11	2	0	1	1	0	1	2	0	5-9	7-3	1	3.40
Mar 07	KENT STATE	9.0	0	0	0	2	13	0	0	0	0	0	0	0	0	13-0	8-3	1	3.09
Mar 09	GRAMBLING	9.0	2	0	0	2	13	1	0	0	0	0	0	0	0	10-0	9-3	1	2.83
Mar 10	LOUISIANA	9.0	7	0	0	1	17	2	0	0	1	1	0	1	0	4-0	10-3	1	2.62
Mar 12	EASTERN MICHIGAN	9.0	3	0	0	1	18	0	0	0	1	0	0	0	0	14-0	11-3	1	2.43
Mar 13	EASTERN MICHIGAN	9.0	2	1	1	1	8	0	0	1	0	0	2	1	0	4-1	12-3	1	2.33
Mar 14	EASTERN MICHIGAN	9.0	4	1	1	2	13	1	0	1	0	0	1	0	0	4-1	13-3	2	2.25
Mar 16	SAMFORD	9.0	7	2	2	2	9	4	0	0	4	0	0	1	0	10-2	14-3	2	2.24
*Mar 19	at LSU	9.0	4	1	1	2	12	1	0	0	0	0	0	1	0	6-1	15-3	3	2.17
*Mar 20	at LSU	9.0	5	0	0	3	10	0	0	0	1	0	0	1	0	3-0	16-3	4	2.05
*Mar 21	at LSU	8.0	7	8	8	6	9	3	0	2	3	0	1	2	0	3-8	16-4	4	2.36
Mar 24	NORTH ALABAMA	9.0	6	1	1	4	15	1	0	0	2	0	1	0	0	18-1	17-4	4	2.30
*Mar 26	ARKANSAS	9.0	10	8	7	5	13	0	0	4	2	0	0	1	0	2-8	17-5	4	2.51
*Mar 27	ARKANSAS	9.0	13	11	10	4	16	2	0	4	0	0	1	0	0	5-11	17-6	4	2.84
*Mar 28	ARKANSAS	9.0	7	6	6	6	13	1	1	1	2	0	0	0	0	4-6	17-7	4	2.97
*Apr 01	KENTUCKY	9.0	5	1	0	3	15	1	0	0	2	0	0	0	0	8-1	18-7	4	2.85
*Apr 02	KENTUCKY	9.0	5	2	2	2	12	1	0	1	1	0	0	1	1	3-2	19-7	4	2.82
*Apr 03	KENTUCKY	9.0	6	3	3	5	12	2	0	0	1	0	0	2	1	4-3	20-7	5	2.83
Apr 06	SOUTHERN	9.0	7	1	1	5	17	0	0	0	4	1	1	0	0	15-1	21-7	5	2.76
*Apr 09	at Auburn	9.0	7	5	4	4	12	0	0	2	0	0	1	0	0	6-5	22-7	6	2.80
*Apr 10	at Auburn	9.0	7	2	2	0	10	1	0	1	0	0	0	1	0	7-2	23-7	6	2.78
*Apr 11	at Auburn	9.0	11	10	10	8	12	2	0	3	3	1	0	1	0	19-10	24-7	6	3.01
Totals		278.0	196	106	93	112	406	34	2	28	42	3	18	20	3	224-106	24-7	6	3.01

Non-Starter Statistics

Player	avg	gp-gs	ab	r	h	2b	3b	hr	rbi	tb	slg%	bb	hp	so	gdp	ob%	sf	sh	sb-att	po	a	e	fld%
3 Dubrule, Scotty	.500	6-0	6	2	3	0	0	0	3	3	.500	1	0	0	0	.571	0	0	0-0	2	3	0	1.000
25 McDonald, Kyte	.417	9-0	12	3	5	3	0	0	4	8	.667	1	0	2	0	.462	0	0	0-0	0	0	0	.000
36 Skinner, Brayland	.400	8-0	5	2	2	0	0	0	1	2	.400	1	0	2	0	.500	0	0	0-0	2	0	0	1.000
33 Cumbest, Brad	.357	12-0	14	3	5	0	0	1	2	8	.571	2	1	3	0	.471	0	0	0-0	6	0	0	1.000
31 Leggett, Tanner	.333	12-0	9	2	3	0	0	0	1	3	.333	2	0	0	0	.455	0	0	0-0	0	1	0	1.000
9 Jordan, Landon	.333	3-0	3	0	1	0	0	0	2	1	.333	2	0	0	0	.600	0	0	0-0	1	0	0	1.000
50 Pimentel, Brandon	.300	7-0	10	3	3	0	0	1	6	6	.600	3	0	5	1	.462	0	0	0-0	18	2	0	1.000
8 McGowan, Drew	.182	12-0	11	4	2	1	0	0	2	3	.273	5	1	1	1	.471	0	0	1-2	3	1	0	1.000
44 Garner, Kace	.182	8-0	11	3	2	1	0	0	3	3	.273	3	0	3	0	.357	0	0	0-0	18	0	0	1.000
12 Meche, Davis	.111	7-0	9	2	1	0	0	0	0	1	.111	2	0	3	0	.273	0	0	0-0	1	6	0	1.000
11 Clark, Kellum	.000	3-0	2	1	0	0	0	0	0	0	.000	0	1	1	0	.333	0	0	0-0	0	0	0	.000
19 Tanner, Logan	.000	1-0	1	0	0	0	0	0	0	0	.000	0	0	0	0	.000	0	0	0-0	0	0	0	.000
43 Forsythe, Lane	.000	1-0	0	0	0	0	0	0	0	0	.000	0	0	0	0	.000	0	0	0-0	0	0	0	.000
Totals	.290	31	93	25	27	5	0	2	24	38	.409	22	3	20	2	.441	0	0	1-2	57	30	4	.956
Opponents	.129	31	70	6	9	4	0	0	6	13	.186	8	1	35	0	.225	1	1	0-1	37	26	4	.940

(All games Sorted by Earned run avg)

Player	era	w-l	app	gs	cg	sho	sv	ip	h	r	er	bb	so	2b	3b	hr	b/avg	wp	hp	bk	sfa	sha
18 Patrick, Chase	0.00	0-0	9	0	0	0/0	0	6.2	5	0	0	0	5	0	0	0	.217	2	0	0	0	0
24 Bednar, Will	0.00	0-0	2	0	0	0/0	0	5.0	1	0	0	0	9	1	0	0	.067	0	1	0	0	0
47 Talley, Drew	0.00	0-0	3	0	0	0/1	0	3.0	2	1	0	0	7	0	0	0	.182	0	0	0	0	0
13 Rokose, Davis	0.00	0-0	3	0	0	0/0	0	3.0	1	0	0	2	6	0	0	0	.100	0	0	0	0	0
15 Smith, Cade	0.00	0-0	1	0	0	0/0	0	1.0	0	0	0	0	2	0	0	0	.000	0	1	0	0	0
37 Cerantola, Eric	0.00	0-0	1	0	0	0/0	0	1.0	1	0	0	0	3	0	0	0	.250	1	0	0	0	0
38 Alford, Kole	0.00	0-0	1	0	0	0/0	0	0.1	1	0	0	1	1	0	0	0	.500	0	0	0	0	0
23 Sims, Landon	0.42	2-0	9	0	0	0/3	3	21.1	10	1	1	7	43	3	0	0	.137	1	0	0	0	1
51 Carmouche, Dylan	1.42	1-0	8	0	0	0/1	0	6.1	5	2	1	3	11	1	0	0	.208	1	1	0	1	0
27 Fristoe, Jackson	2.25	0-1	1	0	0	0/0	0	4.0	3	1	1	2	6	1	0	1	.214	0	0	0	0	0
32 Stinnett, Parker	2.84	0-0	6	0	0	0/2	1	6.1	1	2	2	4	12	1	0	0	.048	3	0	0	0	0
7 Smith, Brandon	2.95	3-1	9	0	0	0/1	1	18.1	12	7	6	6	23	1	0	2	.174	2	1	0	0	0
35 Johnson, Preston	3.12	0-0	6	0	0	0/2	0	8.2	4	3	3	6	14	0	0	0	.138	0	0	0	0	0
48 Harding, Houston	3.24	1-0	7	0	0	0/0	0	8.1	9	4	3	1	9	1	0	2	.281	0	0	0	0	0
29 Koestler, Carlisle	3.46	2-0	6	0	0	0/0	0	13.0	11	5	5	5	17	2	0	1	.229	2	2	0	1	1
39 Tepper, Mikey	3.60	0-0	4	0	0	0/1	0	5.0	2	3	2	4	8	1	0	0	.105	4	0	1	0	0
55 Price, Spencer	4.50	1-0	7	0	0	0/1	0	6.0	3	3	3	5	9	0	0	1	.136	2	0	0	0	0
2 Hunt, KC	5.00	0-0	9	0	0	0/1	0	9.0	7	5	5	4	9	1	0	1	.219	7	1	0	0	0
45 Tullar, Cam	5.40	0-0	9	0	0	0/1	0	6.2	4	4	4	5	8	1	0	0	.182	0	0	0	0	0
14 Self, Riley	5.40	0-0	7	0	0	0/2	0	5.0	9	4	3	4	7	1	0	0	.375	0	0	0	0	0
17 Simmons, Stone	5.59	1-0	8	0	0	0/0	1	9.2	10	6	6	3	14	2	0	0	.263	1	0	0	0	0
40 Forrester, Jaxen	6.00	0-0	3	0	0	0/1	0	3.0	2	2	2	2	1	1	0	0	.200	2	0	0	1	0
26 Lovett, Xavier	6.75	0-0	6	0	0	0/1	0	4.0	3	4	3	2	1	2	0	0	.188	1	1	0	0	0
Totals	2.91	11-2	31	0	0	5/5	6	154.2	106	57	50	66	225	20	0	8	.189	29	8	1	3	2
Opponents	7.71	2-5	31	0	0	0/0	5	123.2	139	123	106	86	110	25	1	19	.279	25	20	3	3	2



Pen Production

Below is a listing of decisions (win or loss), holds and saves/blown saves from the Mississippi State bullpen in 2021.

NOTE: A hold occurs when a relief pitcher enters the game in a save situation and maintains the team's lead, while recording at least one out. In order for a pitcher to be credited with a hold one of two conditions must be met: 1) He enters with a lead of three runs or less and maintains that lead while recording at least one out. 2) He enters the game with the tying run on-deck, at the plate or on the bases, and records an out.

Opponent (Date)	Result	Pitcher	Line	Opponent (Date)	Result	Pitcher	Line
vs. Texas (2/20)	Win (1)	Sims, Landon	4.0 IP, 10 K	Southern (4/6)	Hold (1)	Smith, Cade	1.0 IP, 1 HBP, 2K
vs. Texas Tech (2/22)	Win (1)	Koestler, Carlisle	2.2 IP, 2 H, 1 R, 1 ER, 2 BB, 6 K	Southern (4/6)	Hold (1)	Tepper, Mikey	1.0 IP, 1 H, 1 BB, 3 K
vs. Texas Tech (2/22)	Hold (1)	Hunt, KC	1.0 IP, 1 H	Southern (4/6)	Hold (3)	Hunt, KC	1.0 IP, 1 H, 1 BB, 2 K
Jackson State (2/24)	Hold (1)	Rokose, Davis	2.0 IP, 4 K	Southern (4/6)	Hold (1)	Carmouche, Dylan	1.0 IP, 1 BB, 2 K
Jackson State (2/24)	Hold (1)	Tepper, Mikey	1.1 IP, 1 R, 1 BB, 1 K	at Auburn (4/9)	Blown Save (1)	Harding, Houston	0.1 IP, 1 H, 1 R
Jackson State (2/24)	Hold (1)	Patrick, Chase	0.2 IP	at Auburn (4/9)	Win (3)	Smith, Brandon	0.2 IP, 1 H, 2 K
Jackson State (2/24)	Hold (1)	Lovett, Xavier	1.0 IP	at Auburn (4/9)	Save (3)	Sims, Landon	2.0 IP, 4 K
Tulane (2/27)	Win (1)	Simmons, Stone	1.0 IP, 1 H	at Auburn (4/11)	Win (1)	Harding, Houston	3.0 IP, 2 H, 1 R, 1 ER, 1 BB, 4 K
Tulane (2/28)	Blown Save(1)/Win (1)	Price, Spencer	1.0, 2 H, 2 R, 2 ER, 2 K				
vs. Southern Miss	Hold (1)	Johnson, Preston	2.0 IP, 1 H, 1 BB, 6 K				
vs. Southern Miss	Hold (1)	Tullar, Cam	1.0 IP, 2 K				
vs. Southern Miss	Save (1)	Simmons, Stone	1.0 IP, 1 BB, 3 K				
Kent State (3/5)	Win (1)	Smith, Brandon	4.1 IP, 5 K				
Grambling (3/9)	Win (1)	Carmouche, Dylan	1.0 IP, 1 BB, 2 K				
Grambling (3/9)	Hold (1)	Self, Riley	1.0 IP, 1 H, 1 K				
Grambling (3/9)	Hold (2)	Hunt, KC	1.0 IP, 1 K				
Eastern Michigan (3/13)	Win (2)	Koestler, Carlisle	3.0 IP, 1 H, 2 K				
Eastern Michigan (3/14)	Hold (1)	Bednar, Will	4.0 IP, 1 H, 7 K				
Eastern Michigan (3/14)	Save (1)	Sims, Landon	1.0 IP, 3 K				
Samford (3/16)	Win (2)	Smith, Brandon	1.2 IP, 1 K				
at LSU (3/19)	Win (2)	Smith, Brandon	3.0 IP, 1 H, 3 K				
at LSU (3/20)	Hold (2)	Johnson, Preston	2.0 IP, 2 BB, 1 K				
at LSU (3/20)	Save (2)	Sims, Landon	2.0 IP, 2 H, 2 K				
at LSU (3/21)	Loss (1)	Fristoe, Jackson	4.0 IP, 3 H, 1 R, 1 ER, 2 BB, 6 K				
Arkansas (3/27)	Loss (1)	Smith, Brandon	1.0 IP, 4 H, 5 R, 5 ER, 2 BB, 2 K				
Kentucky (4/1)	Hold (1)	Harding, Houston	0.1 IP				
Kentucky (4/2)	Win (2)	Sims, Landon	2.0 IP, 2 H, 2 K				
Kentucky (4/3)	Hold (3)	Johnson, Preston	2.0 IP, 2 H, 1 R, 1 ER, 2 K				
Kentucky (4/3)	Hold (1)	Price, Spencer	0.1 IP				
Kentucky (4/3)	Hold (2)	Tullar, Cam	0.2 IP, 1 K				
Kentucky (4/3)	Save (1)	Stinnett, Parker	1.0 IP, 1 BB, 1 K				

Individual Relief Breakdown (Statistics include only relief appearances)

Name	Win	Hold/Save	Loss/Blown Save	Name	Win	Hold/Save	Loss/Blown Save	Name	Win	Hold/Save	Loss/Blown Save
Bednar, Will	--	1/--	--/--	Lovett, Xavier	--	1/--	--/--	Smith, Brandon	3	--/1	1/--
Carmouche, Dylan	1	1/--	--/--	Patrick, Chase	--	1/--	--/--	Smith, Cade	--	1/--	--/--
Fristoe, Jackson	--	--/--	1/--	Price, Spencer	1	1/--	--/1	Stinnett, Parker	--	--/1	--/--
Harding, Houston	1	1/--	--/1	Rokose, Davis	--	1/--	--/--	Tepper, Mikey	--	2/--	--/--
Hunt, KC	--	3/--	--/--	Self, Riley	--	1/--	--/--	Tullar, Cam	--	2/--	--/--
Johnson, Preston	--	3/--	--/--	Simmons, Stone	1	--/1	--/--				
Koestler, Carlisle	2	--/--	--/--	Sims, Landon	2	--/3	--/--				

Media Roster



2 | KC Hunt
RHP | L/R | So./Fr.
Wycoff, N.J.




3 | Scotty Dubrule
IF | L/R | Gr./Sr.
Venice, Fla.



4 | Rowdey Jordan
OF | S/R | Sr./Jr.
Auburn, Ala.




5 | Tanner Allen
OF | L/R | Sr./Jr.
Theodore, Ala.




6 | Kamren James
IF | R/R | So./Fr.
Southaven, Miss.



7 | Brandon Smith
RHP | R/R | Jr./So.
Richland, Miss.



8 | Drew McGowan
OF | L/R | So./Fr.
Hopkinsville, Ky.



10 | Josh Hatcher
IF/OF | L/L | Sr./Jr.
Albany, Ga.



11 | Kellum Clark
IF | L/R | Fr./Fr.
Brandon, Miss.



12 | Davis Meche
IF | L/R | Fr./Fr.
Lake Charles, La.



13 | Davis Rokose
LHP | L/L | So./Fr.
Johns Creek, Ga.



14 | Riley Self
RHP | R/R | Gr./Sr.
Coldwater, Miss.




15 | Cade Smith
RHP | L/R | Fr./Fr.
Southaven, Miss.



17 | Stone Simmons
RHP | R/R | So./Fr.
Houston, Texas



18 | Chase Patrick
RHP | R/R | Sr./Jr.
Ellaville, Ga.



19 | Logan Tanner
C | R/R | So./Fr.
Lucedale, Miss.




20 | Luke Hancock
C | L/R | Jr./So.
Houston, Miss.



23 | Landon Sims
RHP | R/R | So./Fr.
Cumming, Ga.



24 | Will Bednar
RHP | R/R | So./Fr.
Valencia, Pa.



25 | Kyte McDonald
OF | R/R | So./Fr.
San Antonio, Texas



26 | Xavier Lovett
RHP | R/R | So./Fr.
Houston, Texas



27 | Jackson Fristoe
RHP | R/R | Fr./Fr.
Paducah, Ky.



28 | Christian MacLeod
LHP | L/L | Jr./Fr.
Huntsville, Ala.



29 | Carlisle Koestler
RHP | R/R | Gr./Sr.
Vicksburg, Miss.



31 | Tanner Leggett
IF | R/R | Sr./Jr.
Raymond, Miss.




32 | Parker Stinnett
RHP | R/R | Jr./So.
Oxford, Miss.



33 | Brad Cumbest
OF | R/R | Jr./So.
Hurley, Miss.



34 | Shane Lewis
IF | S/R | Fr./Fr.
Vicksburg, Miss.




35 | Preston Johnson
RHP | R/R | Jr./So.
Crystal Springs, Miss.



36 | Brayland Skinner
OF | L/L | Sr./So.
Lake Cormorant, Miss.



37 | Eric Cerantola
RHP | R/R | Jr./So.
Oakville, Ontario



38 | Kole Alford
LHP | R/L | So./Fr.
McComb, Miss.



39 | Mikey Tepper
RHP | L/R | Fr./Fr.
Fort Mill, S.C.



40 | Jaxen Forrester
RHP | R/R | Sr./Jr.
Spanish Fort, Ala.



43 | Lane Forsythe
IF | R/R | Fr./Fr.
Humboldt, Tenn.



44 | Kace Garner
C | R/R | Jr./So.
Brandon, Miss.



45 | Cam Tullar
LHP | R/L | Jr./So.
Brighton, Mich./



46 | Austin Reed
OF | R/R | Fr./Fr.
Buckner, Ky.




47 | Drew Talley
RHP | R/R | Sr./Jr.
Huntsville, Ala.



48 | Houston Harding
LHP | L/L | Sr./Jr.
Walls, Miss.



49 | Corbin Grantham
OF | R/R | Fr./Fr.
Gainesville, Fla.



50 | Brandon Pimentel
IF/OF | L/L | Jr./So.
El Paso, Texas



51 | Dylan Carmouche
LHP | S/L | Fr./Fr.
Denham Springs, La.



55 | Spencer Price
RHP | R/R | Gr./Sr.
Olive Branch, Miss.