



MAY 5, 2021

131 SEASONS

38 NCAA APPEARANCES

11 COLLEGE WORLD SERIES APPEARANCES

17 MLB FIRST ROUND DRAFT PICKS

## 2021 Schedule &amp; Results

February (5-2, 0-0 SEC)

State Farm College Baseball Showdown (Arlington, Texas; Globe Life Field)

20	vs. No. 9 Texas (1)	FloBaseball.tv	W, 8-3
21	vs. No. 10 TCU (1)	FloBaseball.tv	L, 2-3
22	vs. No. 3 Texas Tech (1)	FloBaseball.tv	W, 11-5
23	JACKSON STATE	SECN+	postponed
24	JACKSON STATE	SECN+	W, 7-3
26	TULANE	SECN+	L, 3-7
27	TULANE	SECN+	W, 9-5
28	TULANE	SECN+	W, 5-4

March (12-5, 2-4 SEC)

Trustmark Park (Pearl, Miss.)

2	vs. Southern Miss (2)	--	W, 4-1
5	KENT STATE	SECN+	W, 8-3
6	KENT STATE	SECN+	L, 5-9
7	KENT STATE	SECN+	W, 13-0
9	GRAMBLING	SECN+	W, 10-0
10	LOUISIANA-LAFAYETTE	SECN+	W, 4-0
12	EASTERN MICHIGAN	SECN+	W, 14-0
13	EASTERN MICHIGAN	SECN+	W, 4-1
14	EASTERN MICHIGAN	SECN+	W, 4-1
16	SAMFORD	SECN+	W, 10-2
19	at No. 10 LSU *	SEC Network	W, 6-1
20	at No. 10 LSU *	SECN+	W, 3-0
21	at No. 10 LSU *	SECN+	L, 3-8
24	NORTH ALABAMA	SECN+	W, 18-1
26	No. 1 ARKANSAS *	SECN+	L, 2-8
27	No. 1 ARKANSAS *	SECN+	L, 5-11
28	No. 1 ARKANSAS *	SEC Network	L, 4-6
30	MISSISSIPPI VALLEY STATE	SECN+	postponed

April (13-3, 10-3 SEC)

1	No. 21 KENTUCKY *	ESPN	W, 8-1
2	No. 21 KENTUCKY *	SEC Network	W, 3-2
3	No. 21 KENTUCKY *	SECN+	W, 4-3
6	SOUTHERN	SECN+	W, 15-1
9	at Auburn *	SECN+	W, 6-5
10	at Auburn *	SECN+	W, 7-2
11	at Auburn *	SEC Network	W, 19-10
13	ARKANSAS STATE	SECN+	W, 18-10
16	No. 6 OLE MISS *	SEC Network	W, 5-2
17	No. 6 OLE MISS *	SECN+	L, 0-9
18	No. 6 OLE MISS *	SECN+	W, 7-5
20	UAB	SECN+	W, 19-7
23	at No. 3 Vanderbilt *	SEC Network	L, 2-6
24	at No. 3 Vanderbilt *	ESPN	W, 7-4
25	at No. 3 Vanderbilt *	SECN+	L, 4-7
30	TEXAS A&M *	SECN+	W, 8-7 (12 inn.)

May (2-0, 2-0 SEC)

1	TEXAS A&M *	SECN+	W, 3-2
2	TEXAS A&M *	SEC Network	W, 10-5
5	at The Citadel	ESPN	6 p.m.
7	at No. 15 South Carolina *	SECN+	6 p.m.
8	at No. 15 South Carolina *	SECN+	3 p.m.
9	at No. 15 South Carolina *	SEC Network	1 p.m.
11	UT MARTIN	SECN+	6:30 p.m.
13	MISSOURI *	ESPN	7:30 p.m.
14	MISSOURI *	SECN+	6:30 p.m.
15	MISSOURI *	SECN+	1 p.m.
18	JACKSONVILLE STATE	SECN+	6:30 p.m.
20	at Alabama *	SECN+	6 p.m.
21	at Alabama *	SECN+	6 p.m.
22	at Alabama *	SECN+	1 p.m.

All times central and subject to change

HOME GAMES IN BOLD CAPS | \* - Southeastern Conference game

(1) - Globe Life Field; Arlington Texas | (2) - Trustmark Park; Pearl, Miss.

## Mississippi State

**Record (SEC):** 32-10 (14-7)  
**H/A/N:** 23-6 / 6-3 / 3-1  
**Rankings:** Baseball America - 4, CBN - 4  
 D1Baseball - 4, NCBWA - 4  
 Perfect Game - 2, USA Today - 4

**Head Coach:** Chris Lemonis  
**Record at MSU (Yrs.):** 96-29 (3rd)  
**Career Record (Yrs):** 237-120-2 (7th)

**Batting Average:** .279  
**Runs Per-Game:** 7.3  
**Hits Per-Game:** 9.4  
**Slugging Percentage:** .443  
**ERA:** 3.62  
**K's/BB Ratio:** 3.39/1  
**Batting Average Against:** .210

**First Year of Baseball:** 1885 (131st season)  
**Program Record:** 2,736-1,590-29 (.631)

## The Citadel

**Record (Southern):** 11-25 (3-14)  
**H/A/N:** 10/14 / 1-11 / --  
**Rankings:** --

**Head Coach:** Tony Skole  
**Record at TC (Yrs.):** 52-111 (4th)  
**Career Record (Yrs):** 618-706-1 (25th)

**Batting Average:** .276  
**Runs Per-Game:** 4.9  
**Hits Per-Game:** 9.4  
**Slugging Percentage:** .385  
**ERA:** 6.57  
**K's/BB Ratio:** 1.56/1  
**Batting Average Against:** .280

## The Rotation

Tuesday, May 5, 2021

MSU: Cade Smith, RHP, Fr. 1-0, 5.40 ERA  
 TC: Cameron Reeves, RHP, So. 3-7, 5.75 ERA

## Gameday Information

## No. 2 Mississippi State at The Citadel

Joseph P. Riley, Jr. Park (Charleston, S.C.)

## Wednesday

**First Pitch:** 6 p.m. CT  
**TV:** --  
**Internet Stream:** ESPN+  
**Radio:** MSU Radio Network  
 (100.9 FM locally)  
**Audio Stream:** HailState.com/plus

## What's Inside

- Mississippi State will spend its 11th straight week ranked among the top five by at least one major poll, sitting as high as No. 2 by Perfect Game. **FULL POLLS ON PAGE 6**
- Mississippi State posted its ninth winning weekend in 11 tries and collected its fifth series sweep of the year with three victories over Texas A&M. The Diamond Dawgs now have three SEC series sweeps (TAMU, Kentucky and at Auburn) in 2021.
- Mississippi State had one of its better weeks at the plate against Texas A&M, hitting .325 on the weekend with 7.0 runs per game and 12.1 hits per game. The Diamond Dawgs also walked 20 times and took four hit-by-pitch - 24 free bases - to just 22 strikeouts.
- Mississippi State continues to sit atop the NCAA leader board in strikeouts with 540 on the season. The only pitching staff in the country with 500-plus strikeouts on the season, MSU has 10-plus punchouts in 36 of 42 games played. **MORE ON PAGE 11**
- Tanner Allen** added his 53rd career double to his stat sheet over the weekend and now sits tied for No. 7 all-time at MSU with current MSU Director of Athletics John Cohen (1988-90). **MORE ON PAGE 8**

## What's Inside

P2 Roster & Quick Facts  
 P3 Inside the Series/Probable Starters  
 P4 Head coach Chris Lemonis  
 P5 Dudy Noble Field  
 P6 SEC Update/National Polls  
 P7 Mississippi State When.../How It Was Won

P8-9  
 8  
 9  
 P10-11  
 10  
 11

News & Notes  
 Multi Games/Streaks  
 State to The Show  
 Bump Day  
 Honors Tracker  
 National Rankings

P12-13  
 12  
 13  
 P14-20  
 P20

The Last Time...  
 Home Run Tracker  
 Exit Velocities  
 2021 Statistics  
 Pen Production



## 2021 Roster

### Numerical

#	Name	Pos.	B/T	Ht.	Wt.	Cl./Exp.	Hometown/High School (Previous School)
2	KC Hunt	RHP	L/R	6-3	200	So./Fr.	Wycoff, N.J./Ramapo
3	Scotty Dubrule	IF	L/R	5-10	175	Gr./Sr.	Venice, Fla./Venice (Jacksonville)
4	Rowdey Jordan	OF	S/R	5-10	190	Sr./Jr.	Auburn, Ala./Auburn
5	Tanner Allen	OF	L/R	5-11	190	Sr./Jr.	Theodore, Ala./UMS- Wright Prep
6	Kamren James	IF	R/R	6-2	205	So./Fr.	Southaven, Miss./DeSoto Central
7	Brandon Smith	RHP	R/R	6-3	220	Jr./So.	Richland, Miss./Richland
8	Drew McGowan	OF	L/R	6-1	180	So./Fr.	Hopkinsville, Ky./University Heights Academy
10	Josh Hatcher	IF/OF	L/L	6-2	200	Sr./Jr.	Albany, Ga./Lee County
11	Kellum Clark	IF	L/R	6-4	205	Fr./Fr.	Brandon, Miss./Brandon
12	Davis Meche	IF	L/R	5-10	165	Fr./Fr.	Lake Charles, La./Barbe
13	Davis Rokose	LHP	L/L	6-0	205	So./Fr.	Johns Creek, Ga./Chattahoochee
14	Riley Self	RHP	R/R	6-4	230	Gr./Sr.	Coldwater, Miss./Magnolia Heights School
15	Cade Smith	RHP	L/R	6-1	190	Fr./Fr.	Southaven, Miss./DeSoto Central
17	Stone Simmons	RHP	R/R	6-4	235	So./Fr.	Houston, Texas/ The Kindaids School (Furman)
18	Chase Patrick	RHP	R/R	5-9	170	So./Fr.	Ellaville, Ga./Schley County (Chattahoochee C.C.)
19	Logan Tanner	C	R/R	6-0	230	So./Fr.	Lucedale, Miss./George County
20	Luke Hancock	C	L/R	5-11	195	Jr./So.	Houston, Miss./Houston
23	Landon Sims	RHP	R/R	6-2	235	So./Fr.	Cumming, Ga./South Forsythe
24	Will Bednar	RHP	R/R	6-2	235	So./Fr.	Valencia, Pa./Mars Area
25	Kyte McDonald	OF	R/R	5-10	180	So./Fr.	San Antonio, Texas/ Antonian
26	Xavier Lovett	RHP	R/R	5-11	185	So./Fr.	Houston, Texas/ Westfield
27	Jackson Fristoe	RHP	R/R	6-4	210	Fr./Fr.	Paducah, Ky./Paducah Tilghman
28	Christian MacLeod	LHP	L/L	6-4	220	Jr./Fr.	Huntsville, Ala./Huntsville
29	Carlisle Koestler	RHP	R/R	5-11	190	Gr./Sr.	Vicksburg, Miss./Warren Central (Southeastern Louisiana)
31	Tanner Leggett	IF	R/R	5-10	155	Sr./Jr.	Raymond, Miss./Central Hinds Academy (Northwest Mississippi C.C.)
32	Parker Stinnett	RHP	R/R	6-1	190	Jr./So.	Oxford, Miss./Oxford (Northwest Mississippi C.C.)
33	Brad Cumbest	OF	R/R	6-5	250	Jr./So.	Hurley, Miss./East Central
34	Shane Lewis	IF	S/R	6-0	200	Fr./Fr.	Vicksburg, Miss./Warren Central
35	Preston Johnson	RHP	R/R	6-4	250	Jr./So.	Crystal Springs, Miss./Copolah Academy (Hinds C.C.)
36	Brayland Skinner	OF	L/L	5-10	175	Sr./So.	Lake Cormorant, Miss./Lake Cormorant (Northwest Mississippi C.C.)
37	Eric Cerantola	RHP	R/R	6-5	225	Jr./So.	Oakville, Ontario/Ecole Secondaire Catholique Sainte-Trinite
38	Kole Alford	LHP	R/L	6-2	175	So./Fr.	McComb, Miss./North Pike Senior (Pearl River C.C.)
39	Mikey Tepper	RHP	L/R	6-0	210	Fr./Fr.	Fort Mill, S.C./Fort Mill
40	Jaxen Forrester	RHP	R/R	6-0	195	Sr./Jr.	Spanish Fort, Ala./Spanish Fort (East Mississippi C.C.)
43	Lane Forsythe	IF	R/R	5-10	170	Fr./Fr.	Humboldt, Tenn./Trinity Christian Academy
44	Kace Garner	C	R/R	6-1	195	Jr./So.	Brandon, Miss./ Northwest Rankin (Meridian C.C.)
45	Cam Tullar	LHP	R/L	6-1	215	Jr./So.	Brighton, Mich./Brighton (Wabash Valley (Ill.) College)
46	Austin Reed	OF	R/R	6-0	190	Fr./Fr.	Buckner, Ky./Oldham County
47	Drew Talley	RHP	R/R	6-3	220	Sr./Jr.	Huntsville, Ala./Huntsville (Wallace State C.C.-Hanceville)
48	Houston Harding	LHP	L/L	6-1	230	Sr./Jr.	Walls, Miss./Evangelical Christian School (Itawamba C.C.)
49	Corbin Grantham	OF	R/R	5-10	185	Fr./Fr.	Gainesville, Fla./Buchholz
50	Brandon Pimentel	IF/OF	L/L	6-3	220	Jr./So.	El Paso, Texas/Socorro (Howard C.C.)
51	Dylan Carmouche	LHP	S/L	6-5	225	Fr./Fr.	Denham Springs, La./LSU Laboratory
55	Spencer Price	RHP	R/R	6-2	235	Gr./Sr.	Olive Branch, Miss./DeSoto Central (Meridian C.C.)

22 Chris Lemonis - Head Coach (Third Season at Mississippi State, Sixth Overall; The Citadel, 1992)

21 Jake Gautreau - Assistant Coach (Fourth Season; Tulane, 2011)

42 Scott Foxhall - Assistant Coach (Third Season; College of Charleston, 2004)

0 Kyle Cheesebrough - Volunteer Assistant Coach (Third Season; Louisville, 2010)

### Alphabetical

#	Name	Pos.	B/T	Ht.	Wt.	Cl./Exp.
38	Alford, Kole	LHP	R/L	6-2	175	So./Fr.
5	Allen, Tanner	OF	L/R	5-11	190	Sr./Jr.
24	Bednar, Will	RHP	R/R	6-2	235	So./Fr.
51	Carmouche, Dylan	LHP	S/L	6-5	225	Fr./Fr.
37	Cerantola, Eric	RHP	R/R	6-5	225	Jr./So.
0	Cheesebrough, Kyle	Assistant Coach				
11	Clark, Kellum	IF	L/R	6-4	205	Fr./Fr.
33	Cumbest, Brad	OF	R/R	6-5	250	Jr./So.
3	Dubrule, Scotty	IF	L/R	5-10	175	Gr./Sr.
40	Forrester, Jaxen	RHP	R/R	6-0	195	Sr./Jr.
43	Forsythe, Lane	IF	R/R	5-10	170	Fr./Fr.
42	Foxhall, Scott	Assistant Coach				
27	Fristoe, Jackson	RHP	R/R	6-4	210	Fr./Fr.
44	Garner, Kace	C	R/R	6-1	195	Jr./So.
21	Gautreau, Jake	Assistant Coach				
49	Grantham, Corbin	OF	R/R	5-10	185	Fr./Fr.
20	Hancock, Luke	C	L/R	5-11	195	Jr./So.
48	Harding, Houston	LHP	L/L	6-1	230	Sr./Jr.
10	Hatcher, Josh	IF/OF	L/L	6-2	200	Sr./Jr.
2	Hunt, KC	RHP	L/R	6-3	200	So./Fr.
6	James, Kamren	IF	R/R	6-2	205	So./Fr.
35	Johnson, Preston	RHP	R/R	6-4	250	Jr./So.
4	Jordan, Rowdey	OF	S/R	5-10	190	Sr./Jr.
29	Koestler, Carlisle	RHP	R/R	5-11	190	Gr./Sr.
31	Leggett, Tanner	IF	R/R	5-10	155	Sr./Jr.
22	Lemonis, Chris	Head Coach				
34	Lewis, Shane	IF	S/R	6-0	200	Fr./Fr.
26	Lovett, Xavier	RHP	R/R	5-11	185	So./Fr.
28	MacLeod, Christian	LHP	L/L	6-4	220	Jr./Fr.
25	McDonald, Kyte	OF	R/R	5-10	180	So./Fr.
8	McGowan, Drew	OF	L/R	6-1	180	So./Fr.
12	Meche, Davis	IF	L/R	5-10	165	Fr./Fr.
18	Patrick, Chase	RHP	R/R	5-9	170	Sr./Jr.
50	Pimentel, Brandon	IF/OF	L/L	6-3	220	Jr./So.
55	Price, Spencer	RHP	R/R	6-2	235	Gr./Sr.
46	Reed, Austin	OF	R/R	6-0	190	Fr./Fr.
13	Rokose, Davis	LHP	L/L	6-0	205	So./Fr.
14	Self, Riley	RHP	R/R	6-4	230	Gr./Sr.
17	Simmons, Stone	RHP	R/R	6-4	235	So./Fr.
23	Sims, Landon	RHP	R/R	6-2	235	So./Fr.
36	Skinner, Brayland	OF	L/L	5-10	175	Sr./So.
7	Smith, Brandon	RHP	R/R	6-3	220	Jr./So.
15	Smith, Cade	RHP	L/R	6-1	190	Fr./Fr.
32	Stinnett, Parker	RHP	R/R	6-1	190	Jr./So.
47	Talley, Drew	RHP	R/R	6-3	220	Sr./Jr.
19	Tanner, Logan	C	R/R	6-0	230	So./Fr.
39	Tepper, Mikey	RHP	L/R	6-0	210	Fr./Fr.
45	Tullar, Cameron	LHP	R/L	6-1	215	Jr./So.

### Pronunciation Guide

Dylan Carmouche	car-MOO-sh
Eric Cerantola	Sare-an-TOE-la
Scotty Dubrule	Duh-bruul
Jaxen Forrester	Jackson Forest-er
Jake Gautreau	Go-TRO (long o)
Rowdey Jordan	Rouw-D
Carlisle Koestler	Car-lie-ul Kess-lur
Chris Lemonis	Luh-MOE-niss
Xavier Lovett	Pronounce the X
Christian MacLeod	Mc-CLOUD
Davis Meche	Mesh
Brandon Pimentel	Pim-in-tell
Davis Rokose	Row-cohs
Mikey Tepper	Mike-EE
Cameron Tullar	TUH-lur

### Program Quick Facts

#### School Information

Location	Starkville, Mississippi
Founded	1878
Enrollment	22,226
President	Dr. Mark E. Keenum
Faculty Representative	Dr. Steven Turner
Director of Athletics	John Cohen
Twitter	@JohnCohenAD
Affiliation	NCAA Division I
Conference	Southeastern - Western Division
Nickname	Bulldogs
Colors	Maroon and White

#### Stadium

Name	Dudy Noble Field, Polk-DeMent Stadium
Capacity	15,000+
Field Dimensions	Left-330, Left Center-385, Center-400, Right Center-380, Right-305

#### 2020 Team Information

Overall Record (SEC; Finish)	12-4 (--)
Home/Away/Neutral	10-2/1-2/2-0
Postseason	--
Lettermen Returning/Lost	24/7
Position Starters Returning/Lost	8/2
Pitchers Returning/Lost	12/2
Newcomers	19 (10 Freshmen, 9 Transfers)

#### Program Information

First Year of Baseball	1885 (131st season)
First Year in SEC	1933 (Charter Member)
All-Time Record (Win %)	2,736-1,590-29 (.631)
All-Time SEC Record (Win %)	973-828-3 (.540)
SEC Championships (Last)	11 (2016)
SEC Tournament Championships (Last)	7 (2012)
NCAA Tournaments (Last)	38 (2019)
NCAA Super Regionals (Last)	9 (2019)
College World Series (Last)	11 (2019)

Scorecard Summaries

2021 statistics listed | Probable starters based on previous games

Pos.	Name	Elg.	B/T	Ht./Wt.	Avg.	R	H	RBI	Notes
C	Logan Tanner	Fr. (2Y)	R/R	6-0/230	.267	28	39	34	First collegiate hit was a home run; Drove in the game-tying run vs. Tulane (2/27) in the ninth inning
1B	Josh Hatcher	Jr.	L/L	6-2/195	.188	15	26	12	Owens 127 career starts; Career-long 14-game reached base streak ended vs. Southern Miss on March 3
2B	Scotty Dubrule	Gr.	L/R	5-10/175	.279	29	36	19	NCAA career active leader in hits (285) and games played (238); Owens nine multi-hit games in 2021
SS	Lane Forsythe	Fr.	R/R	5-10/170	.262	20	27	13	Made first career start against Kent State (3/7) and capped no-hitter with over-the-shoulder grab for final out
3B	Kamren James	Fr. (2Y)	R/R	6-2/205	.288	32	44	40	Has at least one RBI in 20 games this season; Tabbed SEC Newcomer of the Week after hitting .467 during week eight (Southern, at Auburn)
LF	Brad Cumbest	So.	R/R	6-5/250	.375	14	21	9	Went 3-for-4 with three runs scored and three RBIs in series finale vs. Texas A&M; Three of five career home runs have come in 2021
CF	Rowdey Jordan	Jr.	S/R	5-10/190	.306	44	49	28	Owens 205 career hits and 20 home runs; Career batting average of .305; Made 175 career starts in the outfield
RF	Tanner Allen	Jr.	L/R	5-11/190	.363	45	57	40	Career .325 hitter with 238 hits, 156 RBIs and 149 runs scored; Looks to become 8th Diamond Dawg with 250 hits, 150 runs scored and 150 RBIs in a career
DH	Luke Hancock	So.	L/R	5-11/195	.273	27	38	41	Hit walk-off grand slam in middle game vs. Tulane (2/27); Hit two home runs against Samford (3/16); Career on-base percentage of .414

Pitching Probables

\* - Game started



15 | Cade Smith | Fr. | RHP

Quick Stats					
	W-L	ERA	BAA	IP	SO/BB
2021	1-0	5.40	.214	3.1	8/3
Career	1-0	5.40	.214	3.1	8/3
Last Three Appearances					
4/6/21	Southern			W, 15-1	
1.0 IP, 2 K (ND)					
4/13/21	Arkansas State			W, 19-10	
2.0 IP, 2 H, 1 BB, 5 K (Win)					
4/20/21	UAB			W, 19-7	
0.1 IP, 1 H, 3 R, 2 ER, 2 BB, 1 K (ND)					

Career Situational Statistics

Runners On Base (H-AB)							Runners in Scoring Position (H-AB)						
Name	'18	'19	'20	'21	Total	Avg.	Name	2018	2019	2020	2021	Total	Avg.
Allen, Tanner	48-143	55-152	5-16	28-88	136-399	.341	Allen, Tanner	26-92	36-101	3-9	18-50	83-252	.329
Clark, Kellum	--	--	--	2-6	2-6	.333	Clark, Kellum	--	--	--	2-5	2-5	.400
Cumbest, Brad	--	11-28	1-8	7-30	19-66	.288	Cumbest, Brad	--	6-17	0-4	4-19	10-40	.250
Dubrule, Scotty	--	--	--	22-60	22-60	.367	Dubrule, Scotty	--	--	--	14-36	14-36	.389
Forsythe, Lane	--	--	--	16-46	16-46	.348	Forsythe, Lane	--	--	--	9-31	9-31	.290
Garner, Kace	--	--	--	2-9	2-9	.222	Garner, Kace	--	--	--	2-6	2-6	.333
Hancock, Luke	--	8-18	3-11	26-71	37-100	.370	Hancock, Luke	--	9-25	2-6	19-51	30-82	.366
Hatcher, Josh	19-92	20-56	6-28	14-60	59-236	.250	Hatcher, Josh	9-52	15-34	3-17	4-31	31-134	.231
James, Kamren	--	--	10-29	27-85	37-114	.325	James, Kamren	--	--	7-16	16-47	23-63	.365
Jordan, Rowdey	34-102	44-142	7-21	19-63	104-328	.317	Jordan, Rowdey	17-57	28-82	5-13	14-45	64-197	.325
Leggett, Tanner	--	--	1-7	6-25	7-32	.219	Leggett, Tanner	--	--	0-3	1-13	1-16	.063
McDonald, Kyte	--	--	--	4-10	4-10	.400	McDonald, Kyte	--	--	--	2-7	2-7	.286
McGowan, Drew	--	--	0-4	4-20	4-24	.167	McGowan, Drew	--	--	0-1	3-10	3-11	.273
Meche, Davis	--	--	--	2-8	2-8	.250	Meche, Davis	--	--	--	1-5	1-5	.200
Pimentel, Brandon	--	--	8-30	3-8	11-38	.289	Pimentel, Brandon	--	--	5-16	3-4	8-20	.400
Skinner, Brayland	--	--	--	8-29	8-29	.276	Skinner, Brayland	--	--	--	8-23	8-23	.348
Tanner, Logan	--	--	5-23	21-70	26-93	.280	Tanner, Logan	--	--	3-15	15-44	18-59	.305
TOTAL					496-1,598	.310	TOTAL					309-987	.313

Inside The Series

Scouting The Opponent

- The Citadel enters with an 11-25 overall record and a 3-14 mark in the Southern Conference.
- As a team, the Bulldogs are hitting .276 with 4.9 runs per game and 9.4 hits per contest. Of the 340 hits, only 82 of those have gone for extra bases, including 23 home runs.
- The pitching staff owns a 6.57 ERA in 311 innings of work and punched out 382 batters to 181 walks. Opponents are hitting .280 against them.
- Jeffery Brown leads four Bulldogs batting over .300 with a .310 average and 45 hits on the season. He is second on the squad in runs scored (20).
- Ryan McCarthy leads the team in RBIs (24) and runs scored (24) to go along with a .303 batting average and .403 on-base percentage.
- Starting pitcher Cameron Reeves has made eight starts in 15 appearances with 56 1/3 innings of work and a .251 batting average against. He has allowed 36 earned runs on 55 hits.

Series Notes

- Mississippi State will face The Citadel for the first time in program history on Wednesday in Charleston, South Carolina.
- While Mississippi State was a charter member of the Southern Conference from 1921-33, before joining the Southeastern Conference for the 1933-34 academic year.
- Overall, State is 55-19 against the current alignment of the SoCon, with the full opponent breakdown below:

East Tennessee State	Mississippi State leads 6-0
Mercer	Mississippi State leads 8-7-1
Samford	Mississippi State leads 37-10
Western Carolina	Mississippi State leads 4-2
- The oldest series between MSU and a SoCon opponent is with Mercer. The teams first met during the 1908 season in Macon, Georgia. The Bears won all three games that weekend in 1908.
- Earlier in 2021, Mississippi State won 10-2 over Southern Conference member Samford on March 16.

Series History





# CHRIS LEMONIS

## 22 HEAD COACH (THIRD SEASON)

### MYRTLE BEACH, S.C.

ALMA MATER: THE CITADEL, 1992



After arguably the most successful first year by a Southeastern Conference head baseball coach in conference history, Chris Lemonis begins his third season as the leader of the Mississippi State baseball program.

The 18th head coach in the storied history of the program, a journey of nearly 40 years came full circle when he was introduced on June 25, 2018 on Adkerson Plaza inside Dudy Noble Field. The son of a 1973 State graduate, Lemonis resided in Starkville as a child and now leads one of the perennial powerhouses in college baseball.

In his first season at the helm of the Diamond Dawgs, Lemonis became the winningest first-year head coach in SEC history and in the process led the 2019 edition to the second-most victories in program history at 52 (54; 1989). The 40 victories over MSU's first 50 games marked the third-most in the first 50 games of a season in program history and set the tone for State's second straight trip to the College World Series.

Lemonis became one of just three SEC head coaches to advance to the College World Series in their inaugural season in the conference, joining Jake Gibbs (Ole Miss, 1972) and fellow Diamond Dawg skipper Pat McMahon (Mississippi State, 1998).

Over his first two seasons, five Diamond Dawgs earned All-America honors and a trio of pitchers have garnered national specialty awards. Left-handed pitcher Ethan Small was tabbed the 2019 National Pitcher of the Year (College Baseball Foundation; American Baseball Coaches Association), while right-handed pitcher JT Ginn (2019) and left-handed pitcher Christian MacLeod (2020) earned back-to-back National Freshman of the Year honors. Ginn and Small each earned specialty awards from the SEC, as well, grabbing the conference's Freshman and Pitcher of the Year, respectively, in 2019.

After a school-record-tying 11 Diamond Dawgs heard their names called in the 2019 Major League Baseball First Year Player Draft, State tied for the most players drafted in the first two rounds of the 2020 MLB event. Small became the 15th Diamond Dawg taken in the first round of the MLB Draft in 2019, while Justin Foscue and Jordan Westburg each went in the first round of the 2020 event.

Owning a head coaching record of 205-110-2, Lemonis was also a part of nearly 800 wins as an assistant coach and three trips to the College World Series. During his time at Indiana, Lemonis' teams averaged 35.3 wins per season, including a 40-win campaign during his final season in Bloomington. He averaged 39.2 victories per year during his career in an assistant role (784 wins), bolstered by a 44.9 wins-per-season average at Louisville. The Cardinals were college baseball's winningest program during that eight-year span and made the program's first three trips to Omaha.

Lemonis not only understands what it takes to get to Omaha as a coach but also as a student-athlete. A 1992 graduate of The Citadel, Lemonis added a 1990 appearance in the College World Series as a student-athlete. The appearance makes The Citadel one of just three schools in Southern Conference history (Duke, Wake Forest) and only current member of the conference to advance to Omaha.

One of the top recruiters and player development coaches in the country, Lemonis has seen success at every coaching stop. After helping his alma mater, The Citadel, to five NCAA Regional appearances in 12 seasons as an assistant coach, Lemonis joined college teammate Dan McDonald's staff at Louisville and quickly turned the Cardinals into a consistent Omaha contender.

After helping Louisville to seven postseason berths in eight years, the 2013 American Baseball Coaches Association/Baseball America Assistant Coach of the Year headed to Indiana to take his first head coaching job with the Hoosier program in 2015.

In each of his head coaching stops, Lemonis has led his team to the NCAA postseason in his first season at the helm. He helped the Hoosiers into the NCAA Tournament field during his initial season in Bloomington, before he guided Mississippi State to the College World Series in 2019 — his first season in Starkville.

Overall, Lemonis enters his 27th season as a collegiate coach in 2021, making one College World Series appearance as a head coach, taking three trips to Omaha as an assistant, earning 16 NCAA tournament berths and aiding in four 50-win seasons. His pupils have earned 30 All-America honors, 15 Freshman All-America laurels and 82 have signed professional baseball contracts, with 17 getting the call up to Major League Baseball.

#### RECRUITING AND DEVELOPMENT

Widely regarded as one of the elite recruiters and developers of talent in all of college baseball, a total of 95 student-athletes have been selected in the Major League Baseball Draft under Lemonis' watch, with 17 of those reaching the highest level of professional baseball.

Since arriving at Louisville for the 2006-07 academic year, Lemonis has been a part of 13 nationally-ranked recruiting classes, including his first three classes at MSU. His initial Bulldog recruiting class was tabbed as the No. 12 class nationally by Baseball America and Perfect Game, while it earned the No. 9 ranking from Collegiate Baseball Newspaper. In 2019, he and his staff brought in another top-10 ranked class, finishing as high as No. 6 by Baseball America.

Over his first two seasons in Starkville, Lemonis has tutored 14 picks in the MLB First Year Player Draft, including three first rounders and one second rounder. Sixteen of Lemonis' Indiana players were taken in the MLB Draft in his final four years in Bloomington and 14 signed professional contracts. He also recruited and coached nine of the Hoosier's school-record 10 MLB Draft choices in 2019.

From 2007-14, Lemonis saw seven-straight classes ranked among the top-30 nationally, including the No. 12 national class for the 2011 recruiting cycle. In 2017, Baseball America revisited the Cardinals' 2013 class, re-ranking it No. 2 in the nation after the on-field success under Lemonis' watch. In 2018, the publication tabbed an un-ranked 2014 recruiting class — which included 2015 National Freshman of the Year and 2017 Golden Spikes Award winner Brendan McKay — as the No. 1 class in the publication's re-rankings.

Lemonis mentored and or recruited 47 student-athletes that signed professional contracts after being selected in the MLB Draft during his eight years as the top assistant and recruiting coordinator at Louisville, including a school-record 10 selections in the 2010 MLB Draft. He helped produce 10 first or second round draft choices over a seven-year span.

To date, 15 Cardinals who were recruited by and played for Lemonis have gone on to reach the big leagues. Those players include Nick Burdi, Adam Duvall, Chris Dominguez, Cody Ege, Adam Engel, Chad Green, Dean Kiekhefer, Matt Koch, Trystan Magnuson, Justin Marks, Kyle McGrath, Brendan McKay, B.J. Rosenberg, Nick Solak and Tony Zych. Over \$28 million in signing bonuses were accrued by Lemonis' Louisville draftees.

#### MISSISSIPPI STATE

Inheriting a team that is coming off of a trip to the College World Series doesn't always translate into immediate success, but Lemonis was able to build off that momentum as he began writing his chapter in Mississippi State history.

The 2020 squad was off to a 12-4 start with two wins each over Oregon State and No. 2 Texas Tech, before the season was shut down due to the COVID-19 pandemic. Though many publications didn't hand out postseason honors, Collegiate Baseball Newspaper tabbed left-handed pitcher Christian MacLeod the Co-National Freshman of the Year.

Along with the second-most single-season victories (52) during the 2019 season, his team also posted the second-best 20-, 30- and 40-game starts (18-2, 25-5, 32-8) in program history. He joined Pat McMahon as the only two Diamond Dawg dugout bosses to lead the program to the College World Series in their initial campaign and his 52 wins were the most by a first-year SEC head coach in the conference's history.

State saw four student-athletes earn first-team All-SEC, tying for the fourth-most selections in a single season in program history behind the five selections in 1949, 1971 and 1977. Ethan Small posted one of the most dominant seasons on the mound in program history, leading the nation in strikeouts and earning National and Southeastern Conference Pitcher of the Year honors. Right-handed pitcher JT Ginn was tabbed National Freshman of the Year and Southeastern Conference Freshman of the Year.

Along with Small, Tanner Allen, Justin Foscue and Jake Mangum each earned top honors from the SEC, and Foscue, Mangum and Small each grabbed at least one first-team All-America honor. Small became Mississippi State's seventh unanimous first-team All-American, joining Jeff Brantley (1985) and Chris Stratton (2012) as the only pitchers to accomplish the feat.

On the team side of things, State's offense led the nation in doubles to mark the first time in program history the Diamond Dawgs led the NCAA in an offensive or pitching category. The 166 doubles set a school record and rank No. 4 all-time in SEC history.

#### Personal

<b>Hometown:</b>	Myrtle Beach, S.C.
<b>Wife:</b>	Jill
<b>Children:</b>	Marissa & Mackenzie
<b>College:</b>	The Citadel, 1992

#### Coaching Career

2019-	Mississippi State Head Coach
2015-18	Indiana Head Coach
2007-14	Louisville Assistant Coach
2003-06	The Citadel Associate Head Coach
1995-2002	The Citadel Assistant Coach

#### Lemonis Year-by-Year

As a Head Coach		* - NCAA postseason canceled	
	School	Record	Postseason
2021	Mississippi State	32-10	---
2020 *	Mississippi State	12-4	---
2019	Mississippi State	52-15	College World Series
2018	Indiana	40-19	NCAA Regional
2017	Indiana	34-24-2	NCAA Regional
2016	Indiana	32-24	---
2015	Indiana	35-24	NCAA Regional
<b>at MSU</b>	<b>3rd Season</b>	<b>96-29</b>	<b>1 College World Series</b>
<b>Career</b>	<b>7th Season</b>	<b>236-120-2</b>	<b>4 NCAA Regionals</b>
			<b>1 Super Regional, 1 College World Series</b>

#### As an Assistant Coach

	School	Record	Postseason
2014	Louisville	50-17	College World Series
2013	Louisville	51-14	College World Series
2012	Louisville	41-22	NCAA Regional
2011	Louisville	32-29	---
2010	Louisville	50-14	NCAA Regional
2009	Louisville	47-18	NCAA Super Regional
2008	Louisville	41-21	NCAA Regional
2007	Louisville	47-24	College World Series
2006	The Citadel	34-27	---
2005	The Citadel	25-34	---
2004	The Citadel	39-28	NCAA Regional
2003	The Citadel	32-25	---
2002	The Citadel	31-26	---
2001	The Citadel	38-24	NCAA Regional
2000	The Citadel	39-20	---
1999	The Citadel	41-20	NCAA Regional
1998	The Citadel	37-24	NCAA Regional
1997	The Citadel	37-21	---
1996	The Citadel	33-26	---
1995	The Citadel	39-21	NCAA Regional
<b>Totals</b>	<b>20 Seasons</b>	<b>784-455</b>	<b>15 NCAA Regionals</b>
			<b>Four NCAA Super Regionals, Three College World Series</b>





## Dudy Noble Field

### Biography

The largest on-campus facility in college baseball, Dudy Noble Field hosted its 55th season of Mississippi State baseball at the current site in 2021. With over 1,600 games played at the venue, the Diamond Dawgs own a .730 winning percentage at the facility, which recently received a \$68-million upgrade.

The field is named in honor of longtime MSU baseball coach, athletics director and ABCA Hall of Famer Clarke Randolph "Dudy" Noble. On April 27, 1998 the facility was renamed Dudy Noble Field, Polk-DeMent Stadium, honoring another ABCA Hall of Famer, former Bulldog skipper Ron Polk, and the late Gordon DeMent, a successful businessman and longtime fan of the Diamond Dawgs from Indianola, Mississippi.

### The Origin

From 1929 until 1964, Mississippi State hosted its baseball games at the original on-campus venue, Hardy Field, which was located several hundred yards to the south of the Bulldogs' home football venue, Davis Wade Stadium at Scott Field. The baseball field was closed following the 1964 season to make way for the construction of Dorman Hall and for the next two seasons the Diamond Dawgs played their home games at Redbird Park in Columbus, Mississippi, capturing SEC titles both seasons at their temporary home.

The tin-roofed grandstand and 2,000-seat bleachers from the original Dudy Noble Field were transported to the stadium's present site, which became playable for the 1967 campaign. Since that time, facility enhancements have followed at a steady pace to make the "Carnegie Hall of College Baseball" one of the finest all-around facilities on the road to Omaha. Among with numerous upgrades, the current site has seen two complete demolitions and reconstructions, the latest occurring during a three-year span (2017-19) and opening prior to the start of the 2019 campaign.

### Leading the Attendance Boom

With a laundry list of legendary names on its all-time roster, it comes as no surprise that Mississippi State ranks among the nation's attendance leaders year in and year out. The Dudy Noble Field faithful have sold out the reserved seating allotment every season since 1987.

Along with routinely hosting some of the largest crowds in the SEC, 11 of the last 13 three-day Super Bulldog Weekend series have drawn more than 25,000 fans.

MSU eclipsed the 200,000 mark in paid attendance at Dudy Noble Field for six-straight seasons between 2012-17, marking the first such occurrence in the program's history. In 2013, the Diamond Dawgs' five-millionth fan walked through the turnstiles at Dudy Noble Field. Since home attendance figures were charted starting in 1976, the "Carnegie Hall of College Baseball" has seen 6,720,459 fans rush through the gates.

In 20 of the last 21 seasons, Mississippi State has averaged 6,000 fans per game, including a record average of 8,899 during the 2019 campaign. Overall, State has eclipsed the 200,000-fan mark 12 times since 2002, with a school-record 373,784 viewing the 2019 home schedule.

Of the top 25 all-time college baseball on-campus attendances, Dudy Noble Field finds itself on the list 19 times, most notably owning the all-time on-campus attendance record of 15,586 on April 12, 2014. The Bulldogs own 16 of the top 17 marks in NCAA on-campus history and is the only NCAA baseball program to boast on-campus attendances of 14,000 or more. The five largest NCAA Super Regional crowds have all assembled in Starkville, Mississippi, as well.

From April 11-13, 2014, the Bulldog faithful flooded the gates at Dudy Noble Field to the tune of 39,181 fans for a three-game series versus Ole Miss. The nearly 40,000 fans on the weekend set an NCAA on-campus attendance record for a three-game series.

Dudy Noble Field has ushered in crowds of 10,000 or better 64 times, including 2007 NCAA Super Regional-record draws of 13,715 and 12,620 for nationally-televised, late-morning games against Clemson. In 2019, the first season of the "New Dude," the Diamond Dawgs garnered crowds of 10,000-plus a school-record 10 times.

Mississippi State has hosted 25 postseason events at the facility, including three NCAA District III Tournaments (1973-75), five SEC tournaments (1979, 81, 83, 88 & 95), 15 NCAA Regionals (1979, 84-85, 87-89, 90, 92, 97, 2000, 03, 13, 16 & 19) and three NCAA Super Regionals (2007, 16 & 19).

### The Left Field Lounge

The aura of Mississippi State baseball at Dudy Noble Field is certainly not confined to the loyal legions in the impressive grandstand, pro-style luxury sky suites or luxurious Left Field Lofts.

In fact, some of the more highly-prized seats at Bulldog baseball games are found beyond the outfield fence in the Left Field Lounge™. Waiting lists greet those seeking to purchase one of the 96 outfield lounges in the iconic two-level outfield tailgate.

Once a colorful assortment of pickup trucks, motor homes, and trailers — most equipped with grills — lined the outfield fence, completing a circle of humanity at Dudy Noble Field. Now, the permanent lounge spaces are connected to the concourse, allowing everyone to stroll through and experience the iconic lounge culture.

What began in the late 1960s as a popular gathering spot for baseball-loving MSU supporters now forms college baseball's largest tailgate party.

### The "New Dude"

The second demolition at the current site occurred following the 2017 season and the \$68 million facility opened its gates for the 2019 campaign. Architect Wier Boerner Allin, along with consultants Populous and famed stadium architect/State alum Janet Marie Smith designed the project, while construction manager ICM and general contractor JESCO Construction, Inc. oversaw the construction.

Covering 12 acres of land on the Mississippi State University campus, the 230,000 square foot facility carries on Dudy Noble Field's legacy as the "Carnegie Hall of College Baseball." Installation of the second largest scoreboard in college baseball, measuring 43 feet wide by 60 feet high, started the project in 2017. The board, which was the largest in college baseball upon installation, is larger than boards owned by three Major League Baseball teams. The addition of 96 permanent Left Field Lounge rigs encircling the outfield followed during the fall of 2018.

The concourse and lower-level grandstands were in place for the 2018 season, with the Diamond Suites, upper-deck reserved seating area and three unique club areas — Farm Bureau Triple Crown Club, Charlie and Dana Stephenson Omaha Club and The Rooftop Club — were completed prior to the 2019 campaign. The newest version of Dudy Noble Field also features increased restroom facilities and concession points of sale.

The player spaces also received an upgrade, expanding to cover 18,000 square feet underneath the facility. The fully-equipped Bruce and Julie Martin Locker Room includes an embedded equipment room, houses 40 wooden lockers and features an oversized, dimensional halo-lit '85 Script Mississippi State sign suspended overhead in the middle of the room.

The more spacious locker room includes an attached training room with whirlpool and fully-functional fueling station. The Mitch Moreland Hitting Tunnel, which is equipped with HitTrax, and Turner & Gloria Wingo Team Lounge are easily accessed from the home dugout, with the eye-popping player entrance and Hassell H. Franklin Omaha Room greeting players as they enter the facility. The Pat McMahon Pitching Lab is also housed under the stadium, featuring arm care and conditioning equipment, one oversized turfed mound with three pitching rubbers and state of the art video equipment.

### Top-25 Crowds

	Attendance	Opponent	Date
1.	15,586 *	Ole Miss	April 12, 2014
2.	15,078	Texas A&M	April 16, 2016
3.	14,991	Florida	April 22, 1989
4.	14,562	Auburn	April 20, 2013
5.	14,378	LSU	April 16, 1988
6.	13,761	Arkansas	April 25, 1992
7.	13,715 ^	Clemson	June 9, 2007
8.	13,691	Kentucky	April 8, 2017
9.	13,617	Georgia	April 8, 2006
10.	13,452 ^	Arizona	June 11, 2016
11.	13,338	Ole Miss	April 17, 2021
12.	13,224	Ole Miss	April 11, 2014
13.	13,132 ^	Stanford	June 8, 2019
14.	13,123	Ole Miss	April 15, 2000
15.	13,004	Florida	April 18, 2015
16.	12,913 ^	Arizona	June 10, 2016
17.	12,708	Auburn	April 24, 1993
18.	12,620 ^	Clemson	June 8, 2007
19.	12,360	Georgia	April 6, 2002
20.	12,343	Auburn	March 23, 2019
21.	12,034	Oregon State	February 22, 2020
22.	11,763	Auburn	April 12, 2003
23.	11,648	LSU	March 30, 2019
24.	11,597 ^	Stanford	June 9, 2019
25.	11,515	Ole Miss	April 2, 2016

\* - NCAA on-campus attendance record

^ - NCAA Regional

# - NCAA Super Regional

**NOTE:** Mississippi State owns 64 crowds of 10,000-plus in the history of the program. The top seven (6) crowds in Dudy Noble Field history are also the top seven (6) on-campus crowds in NCAA history.





## SEC Update

### Standings

Western Division										
SEC	Pct.	GB	Division	Overall	Pct.	Home	Away	Neutral	L10	Streak
Arkansas	15-6	.714	-	13-5	34-8	.810	20-4	11-4	3-0	7-3 L1
Mississippi State	14-7	.667	1.0	10-5	32-10	.762	23-6	6-3	3-1	7-3 W3
Ole Miss	13-8	.619	2.0	9-6	31-12	.721	23-7	5-5	3-0	6-4 W4
Alabama	11-10	.524	4.0	6-6	28-15	.651	19-10	9-5	0-0	7-3 W4
LSU	7-14	.333	8.0	4-5	26-17	.605	20-12	6-5	0-0	5-5 W1
Auburn	5-16	.238	10.0	2-10	19-21	.475	11-11	7-8	1-2	6-4 W2
Texas A&M	5-16	.238	10.0	1-8	24-22	.522	19-12	3-9	2-1	4-6 L3
Eastern Division										
SEC	Pct.	GB	Division	Overall	Pct.	Home	Away	Neutral	L10	Streak
Tennessee	14-7	.667	-	7-5	34-11	.756	23-7	11-4	0-0	6-4 W1
Vanderbilt	14-7	.667	-	9-6	32-9	.780	21-5	11-4	0-0	6-4 L2
Florida	13-8	.619	1.0	6-6	30-13	.698	25-6	5-7	0-0	8-2 W2
South Carolina	11-10	.524	3.0	8-4	26-15	.634	18-4	7-10	1-1	4-6 L3
Georgia	10-11	.476	4.0	8-7	27-16	.628	20-11	7-5	0-0	6-4 L2
Kentucky	10-11	.476	4.0	4-5	26-15	.634	20-8	6-7	0-0	4-6 L1
Missouri	5-16	.238	9.0	3-12	12-29	.293	5-9	7-16	0-4	1-9 L6

### Schedule/Results

all times central

#### Monday, May 3

Southern at LSU 5 p.m. (SECN+)

#### Tuesday, May 4

Stetson at Florida 5 p.m. (SECN+)  
UAB at Auburn 6 p.m. (SECN)  
North Florida at South Carolina 6 p.m. (SECN+)  
Vanderbilt at Louisville 6 p.m. (ESPN)  
Arkansas State at Ole Miss 6:30 p.m. (SECN+)  
Texas A&M at UT Arlington 6:30 p.m.

#### Wednesday, May 5

Mississippi State at The Citadel 6 p.m. (ESPN+)

#### Thursday, May 6

Florida at Kentucky 6 p.m. (SECN)  
LSU at Auburn 6:30 p.m. (ESPN)

#### Friday, May 7

Florida at Kentucky 5:30 p.m. (SECN+)  
Mississippi State at South Carolina 6 p.m. (SECN+)  
Alabama at Vanderbilt 6:30 p.m. (SECN+)  
Georgia at Arkansas 6:30 p.m. (SECN+)  
Ole Miss at Texas A&M 6:30 p.m. (SECN+)  
Tennessee at Missouri 6:30 p.m. (SECN+)  
LSU at Auburn 7 p.m. (SECN)

#### Saturday, May 8

Ole Miss at Texas A&M 11 a.m. (ESPN)  
Florida at Kentucky 1 p.m. (SECN+)  
Alabama at Vanderbilt 2 p.m. (SECN+)  
LSU at Auburn 2 p.m. (SECN+)  
Mississippi State at South Carolina 4 p.m. (SECN+)  
Tennessee at Missouri 4 p.m. (SECN)  
Georgia at Arkansas 6 p.m. (SECN)

#### Sunday, May 9

Alabama at Vanderbilt 1 p.m. (SECN+)  
Ole Miss at Texas A&M 1 p.m. (ESPN)  
Mississippi State at South Carolina 1 p.m. (SECN)  
Tennessee at Missouri 1 p.m. (SECN+)  
Georgia at Arkansas 2 p.m. (SECN+)

## Week-by-Week Polls

Week	BA	CB	D1	BW	PG	USA	RPI
Preseason	8	9	7	7	12	7	--
Week 1 - Feb. 23	8	12	5	6	8	--	--
Week 2 - March 1	2	10	3	5	6	6	--
Week 3 - March 8	2	8	3	4	5	4	--
Week 4 - March 15	2	6	3	3	3	3	27
Week 5 - March 22	2	6	3	2	2	4	12
Week 6 - March 29	5	12	8	8	13	7	25
Week 7 - April 5	4	12	5	6	8	5	11
Week 8 - April 12	3	11	4	5	6	4	10
Week 9 - April 19	2	4	4	4	4	4	10
Week 10 - April 26	4	4	6	5	5	5	6
Week 11 - May 3	4	4	4	4	2	4	2

BA - Baseball America, CB - Collegiate Baseball Newspaper, D1 - D1Baseball, BW - National Collegiate Baseball Writers Association, PG - Perfect Game, USA - USA Today Coaches Poll, RPI - NCAA RPI

(-- ) - No poll/RPI released by the publication.

## In The Polls

Baseball America			Collegiate Baseball			D1Baseball			NCBWA			Perfect Game			USA Today/Coaches		
1. Arkansas	34-8	1	1. Arkansas	34-8	1	1. Arkansas	34-8	1	1. Arkansas	34-8	1	1. Arkansas	34-8	1	1. Arkansas	34-8	1
2. Notre Dame	24-8	6	2. Vanderbilt	32-9	2	2. Vanderbilt	32-9	2	2. TCU	33-10	6	2. Mississippi State	32-10	5	2. Vanderbilt	32-9	2
3. Vanderbilt	32-9	2	3. TCU	33-10	5	3. TCU	33-10	5	3. Vanderbilt	32-9	2	3. Notre Dame	24-8	6	3. Texas Christian	33-10	6
4. Mississippi State	32-10	4	4. Mississippi State	32-10	4	4. Mississippi State	32-10	6	4. Mississippi State	32-10	5	4. TCU	33-10	8	4. Mississippi State	32-10	5
5. TCU	33-10	9	5. Texas	35-11	3	5. Tennessee	34-11	4	5. Texas	35-11	3	5. Vanderbilt	32-9	3	5. Texas	35-11	3
6. Tennessee	34-11	7	6. Tennessee	34-11	6	6. Texas	35-11	3	6. Tennessee	34-11	4	6. Texas	35-11	2	6. Tennessee	34-11	4
7. Arizona	30-11	10	7. Florida	30-13	9	7. Notre Dame	24-8	8	7. Texas Tech	30-11	11	7. Tennessee	34-11	7	7. Notre Dame	24-8	9
8. Texas Tech	30-11	13	8. Arizona	30-11	10	8. Texas Tech	30-11	11	8. Florida	30-13	8	8. Arizona	30-11	11	8. Texas Tech	30-11	11
9. Texas	35-11	3	9. Ole Miss	31-12	12	9. Arizona	30-11	12	9. Notre Dame	24-8	13	9. Florida	30-13	13	9. Florida	30-13	12
10. Florida	26-13	16	10. Notre Dame	24-8	14	10. Florida	30-13	14	10. Arizona	30-11	10	10. Texas Tech	30-11	14	10. Arizona	30-11	13
11. Ole Miss	31-12	17	11. Texas Tech	30-11	15	11. Oregon	27-11	9	11. East Carolina	30-9	7	11. Louisville	23-14	4	11. Ole Miss	31-12	14
12. Louisville	23-14	5	12. South Carolina	26-15	7	12. Ole Miss	31-12	19	12. Ole Miss	31-12	15	12. East Carolina	30-9	9	12. East Carolina	30-9	10
13. East Carolina	30-9	8	13. Louisville	23-14	8	13. East Carolina	30-9	10	13. Oregon	27-11	12	13. Florida State	23-16	15	13. Oregon	27-11	8
14. Florida State	23-16	15	14. Stanford	24-9	13	14. Louisiana Tech	32-11	16	14. Louisiana Tech	32-11	18	14. Stanford	24-9	16	14. Louisiana Tech	32-11	18
15. South Carolina	26-15	12	15. Oregon	27-11	11	15. Louisville	23-14	7	15. Louisville	23-14	9	15. Ole Miss	31-12	22	15. Louisville	23-14	7
16. Pittsburgh	20-11	14	16. UCLA	25-14	19	16. Stanford	24-9	18	16. Stanford	24-9	16	16. South Carolina	26-15	10	16. Stanford	24-9	16
17. Oregon	23-9	11	17. Pittsburgh	20-11	17	17. Pittsburgh	20-11	17	17. Florida State	23-16	25	17. Indiana	20-9	20	17. Pittsburgh	20-11	19
18. Louisiana Tech	33-11	18	18. East Carolina	30-9	16	18. Florida State	23-16	20	18. South Carolina	26-15	14	18. Liberty	30-11	21	18. South Carolina	26-15	15
19. Stanford	24-9	21	19. Louisiana Tech	32-11	--	19. South Carolina	26-15	13	19. Old Dominion	31-11	23	19. Charlotte	31-14	17	19. Southern Miss	29-14	22
20. Old Dominion	31-11	--	20. Oklahoma State	25-14-1	18	20. Southern Miss	29-14	23	20. Charlotte	31-14	17	20. Old Dominion	31-11	NR	20. Old Dominion	31-11	25
21. Charlotte	31-14	19	21. Arizona State	25-14	26	21. Gonzaga	27-13	21	21. Pittsburgh	20-11	20	21. Oregon	27-11	12	21. Florida State	23-16	21
22. Southern Miss	29-14	--	22. Michigan	21-11	22	22. Old Dominion	31-11	25	22. Oregon State	29-14	22	22. Tulane	24-14	25	22. Charlotte	31-14	17
23. Indiana	20-9	--	23. UC Irvine	26-14	23	23. Charlotte	31-14	15	23. UCLA	25-14	26	23. UC Irvine	26-14	18	23. Gonzaga	27-13	NR
24. UC Irvine	23-13	20	24. Tulane	24-14	29	24. Indiana	20-9	--	24. Gonzaga	27-13	27	24. Southern Miss	29-14	NR	24. Oklahoma State	25-14	20
25. Fairfield	29-1	23	25. UC Santa Barbara	29-13	27	25. UCLA	25-14	--	25. Southern Miss	29-14	--	25. Pittsburgh	20-11	23	25. UCLA	25-14	NR
			26. Gonzaga	27-13	--				26. UC Santa Barbara	29-13	30						
			27. Clemson	21-18	--				27. Oklahoma State	25-14-1	19						
			28. Fairfield	29-1	28				28. UC Irvine	26-14	23						
			29. Old Dominion	31-11	--				29. Indiana	20-9	--						
			30. Central Michigan	28-11	--				30. Georgia	27-16	21						

2021 Scheduled Opponents in Bold

## How It Was Won

(\* - Walk-off hit)

Below is a chart representing how the eventual game-winning run was recorded for Mississippi State in 2021.

Gm	Opponent	Final	Player	Inn.	Outs	Play	Score at Time
1.	vs. No. 9 Texas	8-3	Rowdey Jordan	4	2	Reached on an error	3-0
2.	vs. No. 10 TCU	2-3	--	--	--	--	--
3.	vs. No. 3 Texas Tech	11-5	Scotty Dubrule	8	2	RBI infield single	5-5
4.	JACKSON STATE	7-3	Landon Jordan	5	2	RBI single	3-0
5.	TULANE	3-7	--	--	--	--	--
6.	TULANE	9-5	Luke Hancock *	9	--	Grand slam	5-5
7.	TULANE	5-4	Tanner Allen *	9	2	2RBI single	3-4
8.	vs. Southern Miss	4-1	Rowdey Jordan	3	--	Sacrifice fly	1-1
9.	KENT STATE	8-3	Luke Hancock	5	--	2RBI single	3-3
10.	KENT STATE	5-9	--	--	--	--	--
11.	KENT STATE	13-0	Kamren James	1	1	RBI single	0-0
12.	GRAMBLING	10-0	Rowdey Jordan	3	1	Sacrifice fly	0-0
13.	LOUISIANA-LAFAYETTE	4-0	Scotty Dubrule	1	1	Scored on a wild pitch	0-0
14.	EASTERN MICHIGAN	14-0	Logan Tanner	2	1	RBI single	0-0
15.	EASTERN MICHIGAN	4-1	Logan Tanner *	9	--	3-run home run	1-1
16.	EASTERN MICHIGAN	4-1	Scotty Dubrule	2	1	3RBI double	0-0
17.	SAMFORD	10-2	Luke Hancock	4	--	2-run home run	1-0
18.	at No. 10 LSU	6-1	Brayland Skinner	5	--	2-run home run	0-0
19.	at No. 10 LSU	3-0	Lane Forsythe	5	1	Sacrifice fly	0-0
20.	at No. 10 LSU	3-8	--	--	--	--	--
21.	NORTH ALABAMA	18-1	Kamren James	1	1	2RBI single	0-0
22.	ARKANSAS	2-8	--	--	--	--	--
23.	ARKANSAS	5-11	--	--	--	--	--
24.	ARKANSAS	4-6	--	--	--	--	--
25.	KENTUCKY	8-1	Luke Hancock	3	1	Sacrifice fly	1-0
26.	KENTUCKY	3-2	Luke Hancock	8	1	Sacrifice fly	2-2
27.	KENTUCKY	4-3	Logan Tanner	4	--	Solo home run	3-1
28.	SOUTHERN	1-0	Tanner Leggett	2	1	Scored on passed ball	1-0
29.	at Auburn	6-5	Tanner Leggett	8	2	Scored on a wild pitch	5-5
30.	at Auburn	7-2	Kamren James	3	--	2-run home run	1-1
31.	at Auburn	19-10	Luke Hancock	1	2	2RBI single	8-0
32.	Arkansas State	18-10	Luke Hancock	8	--	RBI ground out	10-3
33.	No. 6 Ole Miss	5-2	Kamren James	6	1	Sacrifice fly	2-2
34.	No. 6 Ole Miss	0-9	--	--	--	--	--
35.	No. 6 Ole Miss	7-5	Tanner Allen	6	2	3RBI triple	4-4
36.	UAB	19-7	Scotty Dubrule	3	1	RBI single	7-3
37.	at Vanderbilt	2-6	--	--	--	--	--
38.	at Vanderbilt	7-4	Logan Tanner	7	1	RBI double	4-1
39.	at Vanderbilt	4-7	--	--	--	--	--
40.	Texas A&M	8-7	Tanner Allen *	12	--	Solo home run	7-7
41.	Texas A&M-1	3-2	Brad Cumbest	5	1	Sacrifice fly	2-0
42.	Texas A&M-2	10-5	Brad Cumbest	7	2	RBI single	5-3

## Mississippi State When...

	2019	2020	2021
Overall	52-15	12-4	32-10
vs. Top-5 Teams	7-4	2-0	2-5
vs. Top-10 Teams	5-6	2-0	7-8
vs. Top-25 Teams	16-13	2-0	10-8
Non-Conference	32-5	12-4	18-3
SEC	20-10	--	14-7
SEC East	9-3	--	3-0
SEC West	11-7	--	10-5
At Home	37-5	9-2	23-6
On the Road	10-6	1-2	6-3
At Neutral Sites	5-4	2-0	3-1
In Day Games	25-7	10-3	13-8
In Night Games	27-8	2-1	19-2
vs. Teams .500 Or Better	37-13	3-2	21-9
vs. Teams Worse Than .500	15-0	9-2	11-1
vs. Left-Handed Starter	17-3	5-1	9-6
vs. Right-Handed Starter	35-12	7-3	23-4
When Starter Receives Decision	30-11	6-3	16-7
When Reliever Receives Decision	22-4	6-1	16-3
When Starter Goes 5+ Innings	31-10	7-3	15-2
When Starter Goes <5 Innings	21-5	5-1	17-8
When Scoring First	30-5	10-2	26-5
When Opponent Scores First	22-10	2-2	6-5
When Leading After 6 Innings	41-2	9-0	27-0
When Trailing After 6 Innings	5-12	2-3	3-10
When Tied After 6 Innings	6-1	1-1	2-0
When Leading After 8 Innings	47-1	11-0	29-0
When Trailing After 8 Innings	1-11	1-4	3-10
When Tied After 8 Innings	3-1	--	--
In One-Run Games	11-6	2-0	6-1
In Two-Run Games	5-3	--	1-1
In 5+ Run Games	27-5	1-1	16-4
Weekend Series W-L-T	11-2-0	3-1-0	8-2-0
Series Sweeps/Times Swept	5/1	2/0	4/1
When Scoring 0-2 Runs	1-8	0-3	0-4
When Scoring 3-5 Runs	11-6	4-1	10-6
When Scoring 6-9 Runs	21-1	8-0	11-0
When Scoring 10+ Runs	19-0	--	11-0
Shutouts/Times Shut Out	5/3	1/1	5/1
In Extra Innings	2-1	--	1-0
When Opponent Scores 4 Runs Or Less	36-6	11-0	23-1
When Opponent Scores 5 Runs Or More	16-9	1-4	9-9
When Out-Hitting Opponent	45-4	11-1	27-2
When Out-Hit by Opponent	4-8	1-3	4-6
When Hits Are Equal	3-3	--	1-2
When Hitting A Home Run	34-5	8-1	24-4
When Opponent Hits A Home Run	22-9	3-1	12-8
When Errorless	20-6	6-0	14-3
When Committing One Error	15-5	3-1	11-3
When Committing 2+ Errors	17-4	3-3	7-4
When Opponent is Errorless	12-9	3-3	6-4
When Opponent Commits One Error	13-5	5-1	14-3
When Opponent Commits 2+ Errors	27-1	4-0	12-3
Game 1 of Weekend	11-3	3-1	8-3
Game 2 of Weekend	10-4	4-0	7-4
Game 3 of Weekend	9-4	2-2	8-3
Monday	--	--	1-0
Tuesday	7-0	1-1	5-0
Wednesday	9-1	2-0	4-0
Thursday	2-3	--	1-0
Friday	12-5	3-1	7-3
Saturday	12-6	4-0	9-3
Sunday	10-0	2-2	5-4

Uniform breakdown on page 9

## Career Game-Winning Plays

WO = Walk-off game-winning play

	'18	'19	'20	'21	WO	Total		'18	'19	'20	'21	WO	Total
Allen, Tanner	5	9	1	3	3	17	James, Kamren	--	--	1	4	--	5
Cumbest, Brad	--	1	--	2	--	3	Jordan, Rowdey	1	5	--	3	--	9
Dubrule, Scotty	--	--	--	4	--	4	Leggett, Tanner	--	--	--	2	--	2
Forsythe, Lane	--	--	--	1	--	1	Pimentel, Brandon	--	--	2	--	--	2
Hancock, Luke	--	--	2	7	1	9	Skinner, Brayland	--	--	--	1	--	1
Hatcher, Josh	1	3	3	--	1	7	Tanner, Logan	--	--	--	4	1	4



## Hitting Totals/Streaks

MULTI-HIT GAMES	2	3	4	5+	2021	Career
Allen, Tanner	15	3	1	--	19	71
Jordan, Rowdey	9	3	1	--	13	55
James, Kamren	8	3	1	--	12	16
Hancock, Luke	9	2	--	--	11	15
Tanner, Logan	6	4	--	--	10	13
Dubrule, Scotty	9	1	--	--	10	10
Forsythe, Lane	5	3	--	--	8	8
Hatcher, Josh	7	--	--	--	7	36
Cumbest, Brad	5	2	--	--	7	10
Leggett, Tanner	3	--	--	--	3	3
McGowan, Drew	2	--	--	--	2	2
Pimentel, Brandon	1	--	--	--	1	1
McDonald, Kyte	1	--	--	--	1	1
Skinner, Brayland	--	1	--	--	1	1
<b>TEAM</b>	<b>81</b>	<b>22</b>	<b>3</b>	<b>--</b>	<b>106</b>	

MULTI-RBI GAMES	2	3	4	5+	2021	Career
Allen, Tanner	6	5	1	--	12	32
Hancock, Luke	5	5	1	--	11	15
Tanner, Logan	5	3	--	2	10	10
James, Kamren	2	4	2	1	9	9
Jordan, Rowdey	4	3	--	--	7	32
Dubrule, Scotty	3	1	--	--	4	4
Skinner, Brayland	2	1	--	--	3	3
Leggett, Tanner	2	--	--	--	2	2
McDonald, Kyte	2	--	--	--	2	2
Clark, Kellum	--	1	--	--	1	1
Pimentel, Brandon	1	--	--	--	1	3
Forsythe, Lane	--	1	--	--	1	1
Cumbest, Brad	--	1	--	--	1	3
--						
Hatcher, Josh	--	--	--	--	--	14
<b>TEAM</b>	<b>33</b>	<b>25</b>	<b>4</b>	<b>3</b>	<b>65</b>	

HITTING STREAKS	Current	2021 Long	Career
Allen, Tanner	5	12	14
Jordan, Rowdey	1	9	9
Hancock, Luke	7	7	7
James, Kamren	3	6	7
Leggett, Tanner	1	6	6
Tanner, Logan	1	6	6 (2x)
Hatcher, Josh	--	4	10^
Forsythe, Lane	1	4	4
Dubrule, Scotty	4	4	--
McGowan, Drew	--	3	3
Cumbest, Brad	1	3	3
McDonald, Kyte	--	3	3
Pimentel, Brandon	--	2	4
Skinner, Brayland	--	2	2 (3x)
Clark, Kellum	--	2	2
Meche, Davis	1	1	1
Garner, Kace	--	1	1
--			
Price, Spencer	1	--	1

REACHED BASED	CURRENT	2021	CAREER
Jordan, Rowdey	27	27	27
Allen, Tanner	8	16	26*
Hancock, Luke	7	14	14
Hatcher, Josh	--	8	14^
James, Kamren	5	8	8
Dubrule, Scotty	5	8	--
Leggett, Tanner	2	6	6
Tanner, Logan	5	6	6 (2x)
McGowan, Drew	--	5	5
Skinner, Brayland	--	5	5
Forsythe, Lane	4	4	4 (2x)
Clark, Kellum	--	4	4
McDonald, Kyte	--	4	5
Pimentel, Brandon	--	4	6^
Cumbest, Brad	1	3	4
Meche, Davis	2	2	2
Garner, Kace	--	2	2
--			
Price, Spencer	1	--	1

\* - Streak spanned the 2019 and 2020 seasons.

^ - Streak spans 2020 and 2021 seasons.

## News and Notes

### DuBrule Leads NCAA Active Leaders

- Graduate student **Scotty DuBrule** sits among active Division I student-athletes in seven offensive categories, including the No. 1 spot in games played (235) and hits (280).

Games Played	1st	238
Hits	1st	285
At-Bats	3rd	899
Runs Scored	8th	167
Walks	16th	117
Total Bases	28th	335
RBIs	32nd	134

- Junior **Tanner Allen** sits among the top active NCAA student-athletes in a host of categories, as well.

Doubles	10th	53
RBIs	11th	156
Total Bases	12th	368
Hits	14th	238
Triples	17th	10
Runs Scored	22nd	149

- Junior **Rowdey Jordan** ranks No. 15 in runs scored (155).

### Rowdey Streaking

- Junior **Rowdey Jordan** has reached base safely in a career-best 27 straight games entering Wednesday's game at The Citadel.
- The streak began in the final game of the series with Eastern Michigan and includes 19 games with at least one hit. He has reached base multiple times in 20 of those games.
- Jordan is hitting .354 with a .481 on-base percentage (35 hits, 13 walks, 12 HBP) and 29 runs scored. Of his 35 hits, 12 have gone for extra bases.
- Jordan entered the streak hitting just .245 on the season and now sits at .306 for the season.

### Allen Adding to Record Books

- Tanner Allen** has hit from the moment he showed up at Mississippi State and he is closing in on joining a couple of exclusive clubs in Diamond Dawg history.
- Along with ranking among the career leaders in doubles and triples, Allen can become the second student-athlete in MSU history to produce 50 doubles, 20 home runs and 10 triples in a career.  
Rex Buckner (1990-93): 52 2B, 26 HR, 10 3B  
Tanner Allen (2018-pres.): 53 2B, 19 HR, 10 3B
- Along those same lines, Allen is nearing 250 hits, 150 runs scored and 150 RBIs for his career. He will be just the ninth Diamond Dawg to reach all three marks in a career. That list includes:  
Rex Buckner (1990-93): 260/169/172  
Connor Powers (2007-10): 251/172/204  
Travis Chapman (1997-2000): 327/221/202  
Brad Freeman (1995-98): 265/192/158  
Brad Hildreth (1986-89): 275/173/157  
Richard Lee (1995-98): 328/219/265  
Rafael Palmeiro (1983-85): 268/224/239  
Tommy Raffo (1987-90): 278/186/207
- Allen will look to continue his climb up the doubles charts, needing just two to get into the top five in MSU history.

Player (Seasons)	2B
1. Mangum, Jake (2016-19)	73
2. Chapman, Travis (1997-2000)	71
3. Lee, Richard (1995-98)	66
4. Young, Pete (1987-89)	56
5. Van Cleve, Dan (1981-85)	55
6. Maniscalco, Matthew (2000-03)	54
7. <b>Allen, Tanner (2018-present)</b>	<b>53</b>
Cohen, John (1988-90)	53
9. Raffo, Tommy (1987-90)	52
Buckner, Rex (1990-93)	52
Piatt, Adam (1995-97)	52
Powers, Connor (2006-10)	52

### In the Last 10 Games... (MORE ON PAGE 16)

- Mississippi State owns a 7-3 mark over its last 10 games.
- As a team, State is hitting .271 and the pitching staff is limiting the opposition to just a .248 batting average.
- Of the 94 hits by the offense, State owns 31 extra base hits, including 10 home runs.
- Four of MSU's everyday starters own a batting average of .300 or better, led by **Tanner Allen**'s .442 clip. **Rowdey Jordan** (.308), **Scotty DuBrule** (.333) and **Logan Tanner** (.308) are all above .300, as well.
- Tanner leads the team with 11 RBIs, while **Luke Hancock** is second on the team with 9 RBIs. **Kamren James** owns eight RBIs over that span.
- The pitching staff has fanned 119 batters in 91 innings of work with just 45 walks.
- Cam Tullar leads the team with six appearances on the mound. He has allowed two runs on seven hits in 7 1/3 innings. He has struck out eight and walked just one to go along with his first career save.

### Free Shirts!

- In a normal year, the fans at Dudy Noble Field enjoy the t-shirt toss in the third inning, but the Mississippi State baseball student-athletes are more focused on the t-shirt toss at the end of the game.
- Since his arrival at MSU, head coach Chris Lemonis has handed out a shirt to signify the top performance of each victory. Each shirt is numbered by victory and here is who they've went to

Game	Student-Athlete, Position (# in 2021)
1 vs. Texas	Landon Sims, RHP (1)
2 vs. Texas Tech	Jackson Fristoe, RHP (1)
3 Jackson State	Kamren James, IF (1)
4 Tulane	Luke Hancock, C (1)
5 Tulane	Tanner Allen, OF (1)
6 vs. Southern Miss	Houston Harding, LHP (1)
7 Kent State	Brandon Smith, RHP (1)
8 Kent State	Jackson Fristoe, RHP (2)
9 Grambling	Brad Cumbest, OF (1)
10 Louisiana-Lafayette	Houston Harding, LHP (2)
11 Eastern Michigan	Christian MacLeod, LHP (1)
12 Eastern Michigan	Logan Tanner, C (1)
13 Eastern Michigan	Scotty DuBrule, IF (1)
14 Samford	Luke Hancock, C (2)
15 at LSU	Brayland Skinner, OF (1)
16 at LSU	Will Bednar, RHP (1)
17 North Alabama	Mikey Tepper, RHP (1)
18 Kentucky	Christian MacLeod, LHP (2)
19 Kentucky	Landon Sims, RHP (2)
20 Kentucky	Jackson Fristoe, RHP (3)
21 Southern	Rowdey Jordan, OF (1)
22 at Auburn	Tanner Allen, OF (1)
23 at Auburn	Will Bednar, RHP (2)
24 at Auburn	Logan Tanner, C (2)
25 Arkansas State	Lane Forsythe, IF (1)
26 Ole Miss	Tanner Allen, OF (2)
27 Ole Miss	Tanner Allen, OF (3)
28 UAB	Logan Tanner, C (3)
29 at Vanderbilt	Logan Tanner, C (4)
30 Texas A&M	Tanner Allen, OF (4)
31 Texas A&M	Will Bednar, RHP (3)
32 Texas A&M	Houston Harding, LHP (3)





### Auburn Made

- **Rowdy Jordan** grew up on The Plains, attended games at Plainsman Park and graduated from Auburn High School, so there is a level of comfort when he sees the blue and orange threads.
- Now at Mississippi State, Jordan has played some of his best baseball against his hometown team, with a career .351 batting average in nine games versus Auburn.
- In his first two seasons in Starkville, Jordan used the Auburn series as a springboard to Freshman All-America honors in 2018 and then a second trip to Omaha in 2019.
- In 2020, Jordan made his final trip to his hometown and guided MSU to a series sweep.
- Jordan's numbers against the Tigers are below:  
2018: .375/.625/.375, 3-for-8, 1 R, 1 RBI, 2 2B  
2019: .360/.529/.421, 6-for-17, 4 R, 6 RBIs, 3 2B  
2020: .333/.500/.529, 4-for-12, 6 R, 1 RBI, 2 2B
- In 2018, Jordan hit .392 following the Auburn series and, in 2019, finished on a .345 clip after playing the Tigers.

### Opening Against The Ranks

- Mississippi State opened 2021 against three top 10 opponents for the first time in program history and faced the highest-ranked season-opening opponent since 2001.
- It was the ninth time since 1990 that MSU played a ranked opponent on opening weekend, with seven season opening games coming against ranked foes during that 31-year span.
- The last time Mississippi State opened the season against a top 10 team was the 2001 season at home against No. 9 Notre Dame.

### Big League Talent

- Mississippi State is great at turning out major league talent, with 61 Diamond Dawgs reaching the highest level of the sport, but it is also great at keeping student-athletes on campus.
- The 2021 roster featured three Bulldogs that had been drafted prior to the season,

Name (Pos.)	Year	Round	Organization
Tanner Allen (IF/OF)	2017	36th	Chicago Cubs
	2019	34th	Colorado Rockies
Eric Cerantola (LHP)	2018	30th	Tampa Bay Rays
Josh Hatcher (IF/OF)	2017	39th	Los Angeles Angels

- The 2020 MLB Draft saw three Diamond Dawgs drafted in the first two rounds, with **Justin Foscue** (No. 14; Texas Rangers) and **Jordan Westburg** (No. 30; Baltimore Orioles) each drafted in the first round. **JT Ginn** was taken in the second round by the New York Mets
- In 2019, Mississippi State saw a program-record 11 student-athletes drafted in the MLB First Year Player Draft, including junior **Tanner Allen** for the second time in his career.

### Shutout Streak

- On Saturday, March 12 the Mississippi State pitching staff closed out a 14-0 shutout of Eastern Michigan to mark its fourth straight shutout.
- State's four shutouts ran from March 7-12 and the overall scoreless innings streak spanned five games.
- The streak ultimately ended at 39 innings to set the school record for consecutive shutout innings. It spanned five games, included 65 strikeouts and featured just 21 base runners - only four of which reached third base.
- Only the 1909 team owned a longer streak, at that team shutout five straight opponents.
- It is the 10th time in program history that an MSU pitching staff put together three-or-more straight shutouts:

Year	# of Games	Other
2021	4	36 IP, 61 K, 12 H, 6 BB 39 straight innings overall (school record) Includes no-hitter vs. Kent State (3/7)
1976	3	21 IP, 14 K, 9 H, 3 BB 29 straight innings overall
1973	3	23 IP
1972	3	27 IP
1971	3	21 IP, 22 K, 7 H, 1 BB 30 straight innings overall Includes no-hitter vs. Illinois Wesleyan (3/26-2)
1970	3	21 IP
1933	3	--
1918	3	--
1909	5	--
1907	3	--

### Uni Watch

- The old adage states, "look good, feel good." And, when you feel good you usually preform well. Below is a list of how MSU fared in each of its uniforms over the past three seasons;

Uniform	2019	2020	2021
Black '85s	10-0	2-1	4-2
Maroon '85s	14-5	3-2	8-3
White '85s	9-3	1-1	6-1
Cream Script State	--	--	5-3
Grey Vests	2-1	--	--
White Pinstripes	4-1	2-0	5-0
Grey Script State	--	1-0	3-0
Grey Pinstripes	4-4	--	1-1

### State to The Show

#### Diamond Dawgs in Major League Baseball (9)

Name (Yrs. at MSU)	Pos.	Organization
Adam Frazier (2011-13)	IF	Pittsburgh Pirates
Kendall Graveman (2010-13)	RHP	Seattle Mariners
Jonathan Holder (2010-13)	RHP	Chicago Cubs
Dakota Hudson (2014-16)	RHP	St. Louis Cardinals
Nathaniel Lowe (2016)	IF	Texas Rangers
Mitch Moreland (2005-07)	IF	Oakland Athletics
Hunter Renfro (2011-13)	RF	Boston Red Sox
Chris Stratton (2010-12)	RHP	Pittsburgh Pirates
Brandon Woodruff (2012-14)	LHP	Milwaukee Brewers

#### Diamond Dawgs in Minor League Baseball (25)

Name (Yrs. at MSU)	Pos.	Organization (Level)
Trysten Barlow (2017-19)	LHP	Colorado Rockies (A+)
Ben Bracewell (2010-14)	RHP	Oakland Athletics (AAA)
Gavin Collins (2014-16)	C	Cleveland Indians (AAA)
Justin Foscue (2018-20)	IF	Texas Rangers (A+)
J.P. France (2018)	RHP	Houston Astros (AA)
JT Ginn	RHP	New York Mets (R)
Cole Gordon (2016-19)	RHP	New York Mets (AA)
Ryan Girdley (2015-2017)	IF	Oakland Athletics (AA)
Zac Houston (2014-16)	RHP	Detroit Tigers (AA)
Reid Humphreys (2014-16)	RHP	Colorado Rockies (AA)
Keegan James (2016, 18-19)	RHP	Colorado Rockies (A-)
Jack Kruger (2016)	C	Los Angeles Angels (AAA)
Jared Liebelt (2018-19)	RHP	Arizona Diamondbacks (A-)
Jacob Lindgren	LHP	Chicago White Sox (AAA)
Jake Mangum (2016-19)	OF	New York Mets (A+)
Zach Neff (2018)	LHP	Minnesota Twins (AA)
Konnor Pilkington (2016-18)	LHP	Chicago White Sox (AA)
Peyton Plumlee (2017, 19)	RHP	Houston Astros (A-)
Jacob Robson (2013-16)	OF	Detroit Tigers (AA)
Brent Rooker (2014-2017)	IF	Minnesota Twins (AAA)
Dustin Skelton (2017-19)	C	Miami Marlins (A+)
Ethan Small (2016, 18-19)	LHP	Milwaukee Brewers (AA)
Hunter Stovall (2016-18)	IF	Colorado Rockies (A+)
Jordan Westburg (2018-20)	IF	Baltimore Orioles (A-)
Colby White (2019)	RHP	Tampa Bay Rays (A-)

#### Diamond Dawgs Coaching in Professional Baseball

Name (Yrs. at MSU)	Organization	Team (Level)
Chris Young (2000-02)	Chicago Cubs	Chicago Cubs (MLB)

#### Diamond Dawgs Working in Professional Baseball

Name (Yrs. at MSU)	Organization	Role
Jeff Brantley (1982-85)	Cincinnati Reds	Broadcaster
Will Clark (1983-85)	San Francisco Giants	Special Assistant



## Honors Tracker

### Tanner Allen, OF

Preseason All-SEC (first team)

### Will Bednar, RHP

Baseball America Breakout Candidate (No. 13)  
Baseball America Top 100 MLB Draft Prospect (No. 59)  
MLB Pipeline Top 100 MLB Draft Prospect (No. 41)  
D1Baseball Top 100 Collegiate MLB Draft Prospects (No. 20)

### Eric Cerantola, RHP

Baseball America Top 100 MLB Draft Prospect (No. 34)  
MLB Pipeline Top 100 MLB Draft Prospect (No. 50)  
D1Baseball Top 100 Collegiate MLB Draft Prospects (No. 28)

### Scotty Dubrule, IF

Baseball America Top 25 New Addition (No. 23)  
SENIOR Class Award Candidate

### Jackson Fristoe, RHP

SEC Freshman of the Week (March 8)

### Josh Hatcher, IF

Preseason All-SEC (second team)

### Kamren James, IF

D1Baseball Top 100 Collegiate MLB Draft Prospects (No. 49)  
SEC Newcomer of the Week (April 12)

### Rowdy Jordan, OF

Preseason All-SEC (second team)

### Christian MacLeod, LHP

Golden Spikes Award Preseason Watch List  
Collegiate Baseball Newspaper Preseason All-America (second team)  
D1Baseball Preseason All-America (third team)  
Perfect Game Preseason All-America (third team)  
Baseball America Top 100 MLB Draft Prospect (No. 23)  
MLB Pipeline Top 100 MLB Draft Prospect (No. 40)  
D1Baseball Top 100 Collegiate MLB Draft Prospects (No. 26)  
SEC Pitcher of the Week (April 5)  
College Baseball Foundation Pitcher of the Week (April 6)

### Spencer Price, RHP

NCBWA Stopper of the Year Preseason Watch List

### Landon Sims, RHP

SEC Co-Pitcher of the Week (Feb. 23)  
USA Baseball Golden Spikes Performer of the Week (Feb. 23)  
SEC Newcomer of the Week (April 19)  
NCBWA Stopper of the Year Midseason Watch List

## Every Day is Bump Day

### Sims Shutting 'Em Down

- Bases loaded, no outs is never an ideal situation for a reliever to enter the game, however that is the situation **Landon Sims** started his season.
- The second-year freshman proceeded to strike out the side against No. 9 Texas and retired all 12 batters he faced in four perfect innings of work.
- Of his 12 outs, 10 were strikeouts, and he hasn't slowed that pace down since.
- Then, in a tie game versus Texas A&M in the series opener, Sims entered in the 10th and allowed just one base runner – a one-out walk in the 11th – and struck out seven of nine batters to earn the win.
- In 30 innings pitched, 60 of his 90 outs have come via strikeout and he has surrendered just two runs on 13 hits. His strikeouts per nine innings sits at 18.0.
- He owns a 3-0 record with five saves and has been a part of three shutouts, including State's first no-hitter since 1999.
- Opponents are hitting just .127 against the reliever.

### 20K Club

- On Wednesday, March 3 in Pearl, Mississippi, the Bulldog pitching staff accomplished something that hadn't been done in 19 years: strike out 20 batters in a game.
- The MSU staff fanned 20 Golden Eagles, with **Houston Harding** (9), **Preston Johnson** (6), **Cam Tullar** (2) and **Stone Simmons** (5) combining to reach the mark.
- Prior to that, State last racked up 20 strikeouts exactly 19 years prior on March 3, 2002 against Jacksonville State. That day, *Joey Collums* (15) and *Jonathan Papelbon* (5) helped MSU reach the 20 K mark.

### Ks for Days

- The Mississippi State pitching staff struck out 43 batters in its second weekend series of 2021 against Tulane to mark the second time in as many weekends it reached the 40 K mark.
- State also fanned 41 batters on the opening weekend at the State Farm College Baseball Classic.
- The 43 strikeouts of Green Wave batters are tied for the most in a three-game series for MSU since at least 2005, which equaled the 43 punchouts against Youngstown State to open the 2019 campaign.
- State then equaled that total against Arkansas during the opening weekend of SEC play. MSU fanned 13 in the series opener, 19 in the middle game and 13 in the finale.

### No-No Against the Flashes

- For the ninth time in program history, MSU spun a no-hitter on the mound, as the quartet of **Jackson Fristoe** (6 IP), **Landon Sims** (1 IP), **Mikey Tepper** (1 2/3 IP) and **Cam Tullar** (1/3 IP) combined for the first no-hitter at Mississippi State since 1999.
- A seventh inning error and walk, along with a ninth inning free pass were the only blemishes on the scorecard.
- The 1999 no-hitter came on March 16 against Alcorn State in a 21-1 victory, as *Scott Polk*, *Justin Estel* and *Brian Compton* combined on the feat.
- Against the Braves, Polk allowed an unearned run over six innings pitched with two walks and nine strikeouts. Estel fired one inning and walked one, while Compton walked one and struck out three in two innings of work.

### 10 Ks in 21 Straight

- Mississippi State piled up double-digit strikeouts in program-record 21 straight games from March 24-May 1, including at least 12 strikeouts in 16 of those games.
- The streak featured 190 innings pitched and just 170 hits allowed to go along with 272 strikeouts (12.8 sopg). State walked just 89 batters and owned a .234 batting average against.
- The 21-game streak is 11 more than the previous mark of 10, which occurred twice. Earlier in 2021, State fanned at least 10 batters in 10 straight from February 26 against Tulane to March 12 versus Eastern Michigan.
- Earlier this season, State tossed 90 innings over 10 straight games of 10-plus Ks. MSU recorded 56 percent of the outs via strikeout. Of the 270 total outs, 150 of those came via strikeout for 15.0 strikeouts per nine innings.
- The 10 straight games equaled a streak from the 2001 pitching staff from April 11-22. That staff struck out 119 batters in 92 innings of work, an 11.6 strikeout per nine innings ratio.





## Reliable Riley

- While his season has ended due to injury, senior **Riley Self** was a staple in the MSU bullpen for five seasons and sits No. 4 in all-time relief appearances at Mississippi State.

Player (Seasons)	RA
1. Johnson, Van (1995-98)	115
2. Harden, Jon (1989-92)	110
3. Reed, Caleb (2009-12)	92
<b>4. Self, Riley (2017-present)</b>	<b>86</b>
Mitchell, Ross (2012-15)	86
6. Holder, Jonathan (2012-14)	81
7. Girodo, Chad (2010-13)	78
8. Tanksley, Scott (1993-95)	75
9. Young, Pete (1987-89)	72
10. Polk, Scott (1995-99)	71
Ramsey, Saunders (2002-05)	71

- The right-hander's 86 appearances came via 31 as a freshman, 18 as a sophomore, 23 during his junior season, seven in 2020 and 7 games in 2021.
- Self owns a 13-2 career record and nine saves in 112 1/3 innings of work.
- While he ranks among the top 10 in career relief appearances, he is also No. 6 all-time in total appearances at MSU.

Player (Seasons)	RA
1. Johnson, Van (1995-98)	115
2. Harden, Jon (1989-92)	110
3. Mitchell, Ross (2012-15)	100
4. Reed, Caleb (2009-12)	96
5. Polk, Scott (1995-99)	90
<b>6. Self, Riley (2017-present)</b>	<b>86</b>
7. Girodo, Chad (2010-13)	83
8. Tanksley, Scott (1993-95)	82
Intorcio, Trent (1983-86)	82
10. Martin, Mike (1986-88)	81
Holder, Jonathan (2012-14)	81

## Price Nails It Down

- After piling up 14 saves during the 2017 season, senior **Spencer Price** missed 2018 due to injury and didn't collect a save in 2019, before claiming back-to-back saves versus Texas Tech to close out the 2020 campaign.
- There were 1,055 days between saves for Price, who posted his final save of 2017 versus Alabama on April 20 and his next save came on March 10, 2020 against No. 2 Texas Tech.
- He picked up his second save of the season the next night, with another three-out save over the Red Raiders.
- Price ranks tied for No. 16 on the NCAA's active career charts with his 16 saves and needs just four saves to become the fifth Diamond Dawg to reach the 20-save mark.

Player (Seasons)	Saves
1. Jonathan Holder (2012-13)	37
2. Van Johnson (1995-98)	29
3. Scott Tanksley (1993-95)	24
4. Caleb Reed (2009-12)	21
5. Pete Young (1987-89)	19
6. Jay Powell (1991-93)	17
7. Bryan Hardwick (1979-80, 82)	16
Cole Gordon (2016-19)	16
<b>Spencer Price (2017, 19-20)</b>	<b>16</b>
10. Adam Larson (1999-2001)	15

## Pitching Potables

### Record By Starter

Pitcher	Starts	Team Record
Bednar, Will	8	6-2
Cerantola, Eric	4	2-2
Fristoe, Jackson	10	8-2
Koestler, Carlisle	2	2-0
MacLeod, Christian	11	8-3
Harding, Houston	4	3-1
Smith, Brandon	1	1-0
Tepper, Mikey	2	2-0

### Starting Pitcher Run Support

Pitcher	Starts	Runs *	Runs Per Start
Bednar, Will	8	38	4.8
Cerantola, Eric	4	21	5.1
Fristoe, Jackson	10	79	7.9
Koestler, Carlisle	2	34	17.0
MacLeod, Christian	11	70	6.3
Harding, Houston	4	20	5.0
Smith, Brandon	1	7	7.0
Tepper, Mikey	2	37	18.5

\* - Runs are based on total runs scored by the team in each pitchers starts, not just runs scored while the starting pitcher is in the game.

## National Rankings

Hitting	NCAA	SEC	Total
Base on Balls	29	6	196
Batting Average	94	7	.277
Doubles	54	7	74
Doubles Per Game	103	7	1.76
Hit by Pitch	54	2	54
Hits	37	11	396
Home Runs	39	13	48
Home Runs Per Game	58	13	1.14
On Base Percentage	67	5	.381
Runs	15	4	307
Sacrifice Bunts	242	11	7
Sacrifice Flies	67	9	18
Scoring	27	4	7.3
Slugging Percentage	70	11	.441
Stolen Bases	43	3	53
Stolen Bases Per Game	77	3	1.26
Triples	122	9	8
Triples Per Game	157	10	0.19
Pitching	NCAA	SEC	Total
Earned Run Average	23	4	3.62
Hit Batters	239	11	29
Hits Allowed Per Nine Innings	7	2	6.98
Shutouts	11	3	5
Strikeout-to-Walk Ratio	10	3	3.31
Strikeouts Per Nine Innings	1	1	12.9
WHIP	14	3	1.21
Walks Allowed Per Nine Innings	86	11	3.88
Fielding	NCAA	SEC	Total
Fielding Percentage	72	12	0.973
Double Plays	37	4	32
Double Plays Per Game	63	4	0.76

Hitting	Name	NCAA	SEC	Total
Base on Balls	Luke Hancock	50	6	30
Batting Average	Tanner Allen	115	3	0.363
Doubles	--	--	--	--
Hit by Pitch	Rowdey Jordan	26	2	13
	Tanner Allen	38	3	12
Hits	Tanner Allen	35	7	57
Home Runs	--	--	--	--
On Base Percentage	--	--	--	--
Runs	Tanner Allen	17	2	45
	Rowdey Jordan	23	3	44
Runs Batted In	Luke Hancock	55	10	41
	Tanner Allen	67	12	40
	Kamren James	67	12	40
Sacrifice Bunts	--	--	--	--
Sacrifice Flies	Luke Hancock	65	9	4
	Kamren James	65	9	4
Slugging Percentage	Tanner Allen	138	9	0.599
Stolen Bases	Kamren James	66	3	14
Total Bases	Tanner Allen	59	12	94
	Rowdey Jordan	141	27	84
Toughest to Strike Out	Luke Hancock	21	1	11.7
Triples	Tanner Allen	42	3	3
	Rowdey Jordan	42	3	3
Pitching	Name	NCAA	SEC	Total
Complete Games	--	--	--	--
Earned Run Average	Will Bednar	163	10	3.14
Games Started	Christian MacLeod	5	1	11
	Jackson Fristoe	128	14	10
Hit Batters	--	--	--	--
Hits Allowed Per Nine Innings	Will Bednar	118	12	6.91
Pitching Appearances	--	--	--	--
Saves	Landon Sims	63	6	5
Strikeout-to-Walk Ratio	Will Bednar	58	11	5.58
Strikeouts	Christian MacLeod	67	14	73
	Will Bednar	107	16	67
	Jackson Fristoe	148	18	61
Strikeouts Per Nine Innings	Will Bednar	13	3	14.02
	Christian MacLeod	21	5	13.41
Victories	Houston Harding	101	13	5
WHIP	Will Bednar	85	10	1.05
Walks Allowed Per Nine Innings	--	--	--	--





## Going Yard

Below is a listing of all of the home runs for the 2021 season, including expanded data for those home runs hits at home.

Gm	Name	Inn.	On Base	Exit Velocity	Launch Angle	Distance
1	Hancock, Luke	4	--	--	--	--
1	Jordan, Rowdey	8	--	--	--	--
2	Jordan, Rowdey !	6	--	--	--	--
3	Hancock, Luke	6	1	--	--	--
4	James, Kamren	1	1	97	14	390 feet
6	Allen, Tanner	1	1	96	39	350 feet
6	James, Kamren !	6	--	99	27	392 feet
6	Hancock, Luke *	9	3	101	27	404 feet
7	James, Kamren	6	2	104	23	410 feet
11	James, Kamren	5	1	105	20	455 feet
12	Allen, Tanner	5	1	103	21	395 feet
15	Tanner, Logan *	9	2	105	22	405 feet
16	Tanner, Logan	3	--	101	29	388 feet
17	Hancock, Luke	4	1	101	22	357 feet
17	Hatcher, Josh	4	--	102	24	398 feet
17	Hancock, Luke !	6	--	96	28	379 feet
18	Skinner, Brayland	5	1	101	25	391 feet
23	James, Kamren !	3	--	106	23	433 feet
23	Allen, Tanner !	5	--	99	29	388 feet
24	Hancock, Luke !	6	--	99	34	389 feet
24	Tanner, Logan	6	--	105	19	374 feet
25	Jordan, Rowdey	6	--	95	27	353 feet
27	Hancock, Luke !	2	--	106	23	421 feet
27	Tanner, Logan !	4	--	97	28	318 feet
28	Jordan, Rowdey	5	2	102	33	370 feet
28	Cumbest, Brad	7	--	107	19	378 feet
28	Pimentel, Brandon	7	--	101	32	363 feet
29	Allen, Tanner	5	1	96	--	337 feet
29	James, Kamren	5	--	100	--	395 feet
30	James, Kamren	3	1	99	33	431 feet
30	Allen, Tanner	4	2	102	20	398 feet
30	Hatcher, Josh	6	--	107	22	390 feet
31	Tanner, Logan	8	2	107	26	437 feet
32	Jordan, Rowdey ^	1	--	101	36	381 feet
32	Forsythe, Lane	5	--	99	24	401 feet
32	Cumbest, Brad !	8	--	--	--	--
32	McDonald, Kyte	8	1	105	17	340 feet
32	Clark, Kellum	8	2	101	31	391 feet
33	James, Kamren !	4	--	107	23	391 feet
35	Jordan, Rowdey	5	--	97	38	374 feet
36	Tanner, Logan	1	2	104	25	412 feet
36	Leggett, Tanner	8	1	99	25	380 feet
38	Jordan, Rowdey ^	1	--	100	30	371 feet
38	Tanner, Logan	5	1	104	23	414 feet
39	Allen, Tanner	2	--	104	24	417 feet
40	Tanner, Logan	7	2	99	26	382 feet
40	Allen, Tanner !*	12	--	103	18	367 feet
42	Cumbest, Brad	2	1	103	22	410 feet

48 total home run in 2021

! - Home run led off an inning | ^ - Leadoff home run (bottom/top 1st)

\* - Walk-off home run

NOTE: Data not available for College Baseball Showdown.

## The Last Time...

# - SEC Tournament | % - NCAA Regional | ^ - NCAA Super Regional | \$ - College World Series

A MISSISSIPPI STATE TEAM...	
Won 15+ Consecutive Games	17 - February 15-March 8, 2013
Won 10+ Consecutive Games	14 - February 23-March 16, 2019
Won 10+ Consecutive SEC Games	12 - April 30-May 25, 2016
Won 5+ Consecutive SEC Games	7 - April 1-16, 2021
Lost 5+ Consecutive Games	6 - May 7-16, 2015
Lost 5+ Consecutive SEC Games	6 - May 7-16, 2015
Swept a Three-Game Series	Texas A&M; April 30-May 2, 2021
at Home	Texas A&M; April 30-May 2, 2021
on The Road	at Auburn; April 9-11, 2021
Swept a Non-Conference Three-Game Series	Eastern Michigan; March 12-14 2021
at Home	Eastern Michigan; March 12-14 2021
on The Road	at Hawaii-Hilo; 1985
Swept a Three-Game SEC Series	Texas A&M; April 30-May 2, 2021
at Home	Texas A&M; April 30-May 2, 2021
on The Road	at Auburn; April 9-11, 2021
Was Swept in a Three-Game Series	Arkansas; March 26-28, 2021
at Home	Arkansas; March 26-28, 2021
on The Road	at Arkansas; April 18-20, 2019
Was Swept in a Three-Game Non-Conference Series	at Southern Miss; February 16-18, 2018
at Home	Southeastern Louisiana; February 26-28, 2010
on The Road	at Southern Miss; February 16-18, 2018
Was Swept in a Three-Game SEC Series	Arkansas; March 26-28, 2021
at Home	Arkansas; March 26-28, 2021
on The Road	at Arkansas; April 18-20, 2019
Played An Extra-Inning Game	W, 8-7 (12 innings) - Texas A&M; April 30, 2021
Won An Extra-Inning Game	W, 8-7 (12 innings) - Texas A&M; April 30, 2021
Lost An Extra-Inning Game	L, 0-1 (10 innings) - Southern Miss; February 22, 2019
Played Consecutive Extra-Inning Games	May 4-5, 2018; at Alabama, W, 14-12 (10 innings) and L, 3-4 (10 innings)
Won Consecutive Games in Extra-Inning	May 10-11, 2014; Tennessee, W, 1-0 (10 innings) and W, 4-3 (12 innings)
Won on a Walk-Off	W, 8-7 (12 innings) - Texas A&M; April 30, 2021
Won Consecutive Games Via A Walk-Off	February 27-28, 2021; Tulane, W, 9-5 and W, 5-4
	Luke Hancock grand slam in the ninth inning
	Tanner Allen two-RBI single in the ninth inning

A MISSISSIPPI STATE OFFENSE...	
Scored 30+ Runs	32 - Jackson State; April 29, 1988
Scored 25+ Runs	27 - Alcorn State; April 20, 2010
Scored 20+ Runs	24 - South Carolina; May 16, 2019
Scored 15+ Runs	19 - UAB; April 20, 2021
Scored 10+ Runs In An Inning	12 - Arkansas State (8th); April 13, 2021
Scored 9+ Runs In An Inning	10 - at Auburn (1st); April 11, 2021
Scored 8+ Runs In An Inning	10 - at Auburn (1st); April 11, 2021
Had 30+ Hits	30 - Kentucky; April 30, 1989
Had 25+ Hits	26 - Little Rock; February 28, 1999
Had 20+ Hits	21 - South Carolina; May 16, 2019
Had 20+ Hits in Back-to-Back Games	Auburn (20, 21); March 23-24, 2019
Had 6+ Home Runs	6 - at UAB; March 18, 2008
Had 5+ Home Runs	5 - Arkansas State; April 13, 2021
Hit Back-To-Back Home Runs	5th Inning, Tanner Allen (Two-Run)/Kamren James (Solo) - at Auburn; April 9, 2021
Hit Back-To-Back-To-Back Home Runs	8th Inning, Russ Sneed (2R HR)/Connor Powers (Solo)/Ryan Duffy (Solo) - Alabama; May 3, 2009
Had 3+ Triples	3 - Southern Cal; March 14, 2004
Had 8+ Doubles	8 - Auburn; March 24, 2019
Had 7+ Doubles	7 - UAB; April 20, 2021
Had 6+ Doubles	7 - UAB; April 20, 2021
Had 10+ Walks	11 - Texas A&M-1; May 1, 2021
Had 9+ Stolen Bases	10 - Arkansas-Pine Bluff; March 18, 2017
Had 8+ Stolen Bases	10 - Arkansas-Pine Bluff; March 18, 2017
Didn't Strikeout in a Game	Jackson State; February 26, 2019
Had Two or Fewer Strikeouts	2 - Eastern Michigan; March 12, 2021
Was Shut Out	Ole Miss (0-9); April 17, 2021
at Home	Ole Miss (0-9); April 17, 2021
on The Road	at Long Beach State (0-4); February 28, 2020
Back-To-Back Games	Auburn (0-5, 0-4); March 27-28, 2015
Three-Straight Games	vs. Southern Miss (0-3); March 24, 2018 and Auburn (0-5, 0-4); March 27-28, 2015

A MISSISSIPPI STATE DEFENSE...	
Turned 5+ Double Plays	5 - San Diego; March 8, 2015
Turned 4+ Double Plays	5 - San Diego; March 8, 2015
Turned 3+ Double Plays	3 - Texas A&M-1; May 1, 2021
Turned A Triple Play	Auburn-Montgomery; March 9, 1991
Had 5+ Errors	5 - at Vanderbilt; March 18, 2011
Had 4+ Errors	4 - Tulane; February 26, 2021
Threw Out 3 Base Runners	3 - Logan Tanner; Tulane; February 26, 2021



#### MISSISSIPPI STATE PITCHING STAFF...

Threw a No-Hitter	Jackson Fristoe (6 IP), Landon Sims (1 IP), Mikey Tepper (1 2/3 IP), Cam Tullar (1/3 IP); Kent State, March 7, 2021
Held Opponent To 1 Hit	at Texas A&M; May 3, 2019
Held Opponent To 2 Hits	Eastern Michigan; March 13, 2021
Struck Out 20+ Batters	20 - vs. Southern Miss; March 3, 2021
Struck Out 15+ Batters	18 - Texas A&M; April 30, 2021
Did Not Issue A Walk	at Auburn; April 10, 2021
Shut Out An Opponent	at LSU (3-0); March 20, 2021
at Home	Eastern Michigan (14-0); March 12, 2021
on The Road	at LSU (3-0); March 20, 2021
Neutral Site Game	vs. Washington (1-0); June 16, 2018 \$
Postseason Game	vs. Washington (1-0); June 16, 2018 \$
Back-To-Back Shutouts	2021 (Kent State, March 7 [13-0]; Grambling, March 9 [10-0] and Louisiana-Lafayette, March 10 [4-0])
Three Straight Shutouts	2021 (Kent State, March 7 [13-0]; Grambling, March 9 [10-0] and Louisiana-Lafayette, March 10 [4-0]; Eastern Michigan, March 12 [14-0])
Four Straight Shutouts	2021 (Kent State, March 7 [13-0]; Grambling, March 9 [10-0] and Louisiana-Lafayette, March 10 [4-0]; Eastern Michigan, March 12 [14-0])
Shut Out An SEC Opponent	at LSU (3-0); March 20, 2021
at Home	Alabama (6-0); April 12, 2019
On The Road	at LSU (3-0); March 20, 2021
Neutral Site	vs. Georgia (3-0); May 24, 2017 #

#### A MISSISSIPPI STATE BATTER HAD...

Hit for the Cycle	Brad Freeman; South Alabama, February 17, 1998
Walk-Off Hit	Tanner Allen (solo HR); Texas A&M, April 30, 2021
8+ At-Bats	8 - Jordan Westburg, Tanner Allen & Rowdey Jordan vs. LSU, May 22, 2019 #
6+ Hits	6 - Adam Frazier; at Virginia, June 8, 2013
5+ Hits	5 - Tanner Allen; South Carolina, May 16, 2019
4+ Hits	4 - Tanner Allen; Texas A&M, April 30, 2021
2+ Hits In An Inning	Tanner Allen (1B, 3B; 1st inning); at Auburn, April 11, 2021
5+ Runs	5 - Jon Knott; Little Rock, February 28, 1999
4+ Runs	4 - Kamren James; at Auburn, April 11, 2021
3+ Doubles	3 - Justin Foscue; Georgia, April 26, 2019
2+ Triples	2 - C.T. Bradford; at Arizona, March 9, 2014
3+ Home Runs	3 - Brent Rooker; vs. Kentucky, April 8, 2017
2+ Home Runs	2 - Luke Hancock; Samford, March 16, 2021
Inside-The-Park Home Run	Cody Brown; vs. Kentucky, April 7, 2017
Pinch Hit Home Run	Kyte McDonald; Arkansas State, April 13, 2021
Leadoff Home Run (Top or bottom of 1st inning)	Rowdey Jordan (Bottom 1st); Arkansas State, April 13, 2021
Walk-Off Home Run	Tanner Allen (solo); Texas A&M, April 30, 2021
Hit a Grand Slam	Luke Hancock; Tulane, February 28, 2021
Multiple Grand Slams	Never
A Pinch Hit Grand Slam	Never
10+ RBIs	11 - Jason Nappi; at UAB, March 18, 2008
9+ RBIs	9 - Ryan Duffy; vs. Jackson State, April 6, 2010
8+ RBIs	8 - Brent Rooker; vs. Indiana State, February 24, 2017
7+ RBIs	7 - Jordan Westburg; vs. North Carolina, June 19, 2018 \$
10+ Total Bases	13 - Brent Rooker; vs. Kentucky, April 8, 2017
4+ Walks	4 - Logan Tanner; Kent State, March 5, 2021
3+ Walks	3 - Kamren James & Rowdey Jordan; Texas A&M-1, May 1, 2021
4+ Stolen Bases	4 - Derrick Armstrong; vs. Michigan State, March 1, 2014
3+ Stolen Bases	3 - Tanner Leggett; Southern, April 6, 2021
Stole Home	Kamren James; Jackson State, February 24, 2021
4+ Hit By Pitches	4 - Rowdey Jordan; at Auburn, April 11, 2021
3+ Hit By Pitches	4 - Rowdey Jordan; at Auburn, April 11, 2021

#### A MISSISSIPPI STATE PITCHER HAD...

A Perfect Game	J.T. Peatross; Mississippi College (1-0), 1918
A No-Hitter	Jackson Fristoe (6 IP), Landon Sims (1 IP), Mikey Tepper (1 2/3 IP), Cam Tullar (1/3 IP); Kent State, March 7, 2021
A Complete Game No-Hitter	Gene Morgan (7 IP); at Hawaii-Hilo (2-0), April 6, 1985
A Complete Game (9 Inn.)	Jacob Billingsley; at Southern Miss (8-1), June 6, 2017 %
A Complete Game (7 Inn.)	JT Ginn; at Texas A&M-1 (0-1), May 4, 2019
Complete-Game 1-Hitter	Unknown
Complete-Game 2-Hitter	Ricky Bowen; vs. Ole Miss, March 16, 2008
Consecutive Complete Games	Dakota Hudson; 2016 (at Auburn (4-0), May 13 and Arkansas (7-0), May 19)
A Complete-Game Shutout	Dakota Hudson; vs. Arkansas (7-0), May 19, 2016
at Home	Dakota Hudson; vs. Arkansas (7-0), May 19, 2016
on The Road	Dakota Hudson; at Auburn (4-0), May 13, 2016
SEC Game	Dakota Hudson; vs. Arkansas (7-0), May 19, 2016
as a Freshman	Scott Tanksley; vs. Mississippi College (6-0), April 20, 1993
Postseason Game	B.J. Wallace; vs. Nicholls State (1-0), May 21, 1992 %
17+ Strikeouts	17 - Chris Stratton; at LSU, March 16, 2012
15+ Strikeouts	15 - Ethan Small; Alabama, April 14, 2019
10+ Strikeouts	10 - Will Bednar; Kentucky, April 2, 2021
Recorded Two Saves In One Day	Trevor Fitts; vs. Marshall and Alabama A&M, February 22, 2015

## Hit It Hard

### Top 10 Exit Velocities

Below is a listing of the top-10 hardest hit balls by MSU in 2021.

Exit Velocity	Name	Opponent	Result
111.22	Tanner, Logan	Tulane (2/27)	Single
111.21	Cumbest, Brad	Southern (4/6)	Single
110.38	Jordan, Rowdey	Auburn (4/9)	Error
109.61	Allen, Tanner	Ole Miss (4/18)	Triple
109.47	James, Kamren	Tulane (2/27)	Ground Out
109.11	Allen, Tanner	Kent State (3/7)	Line Out
108.92	Jordan, Rowdey	Samford (3/16)	Double
108.91	Tanner, Logan	Vanderbilt (4/250)	Ground Out
108.79	Cumbest, Brad	Vanderbilt (4/25)	Single
108.68	Tanner, Logan	LSU (3/200)	Line Out

NOTE: Data not available for College Baseball Showdown.

### Individual Exit Velocities

Below is a listing of each MSU student-athlete's average and top exit velocity of the 2021 season.

Name	Top EV	Average EV
Allen, Tanner	109.61	90.91
Clark, Kellum	95.53	76.28
Cumbest, Brad	111.21	92.17
Dubrule, Scotty	102.94	84.07
Forsythe, Lane	103.70	87.94
Garner, Kace	95.28	87.84
Hancock, Luke	107.16	88.13
Hatcher, Josh	107.43	87.46
James, Kamren	109.47	88.50
Jordan, Rowdey	110.38	88.50
Leggett, Tanner	103.96	84.48
McDonald, Kyte	104.98	88.00
McGowan, Drew	106.08	79.91
Pimentel, Brandon	102.71	89.50
Skinner, Brayland	106.77	90.54
Tanner, Logan	111.22	89.68

NOTE: Data not available for College Baseball Showdown.

### Barrel Count

Below is a listing of each MSU student-athlete's total barreled balls in 2021.

Name	2021 Barrels	2020 Barrels
Allen, Tanner	16	1
Clark, Kellum	1	--
Cumbest, Brad	4	1
Dubrule, Scotty	2	--
Forsythe, Lane	4	--
Garner, Kace	1	--
Hancock, Luke	9	--
Hatcher, Josh	15	8
James, Kamren	14	6
Jordan, Rowdey	11	3
Leggett, Tanner	3	--
McDonald, Kyte	5	--
McGowan, Drew	--	--
Pimentel, Brandon	1	4
Skinner, Brayland	3	--
Tanner, Logan	14	2

NOTE: A barreled ball is 98-plus exit velocity and a 10-35 degree launch angle. Barreled balls include all balls put in play ... Data not available for College Baseball Showdown.



## Season Statistics

Record: 32-10 Home: 23-6 Away: 6-3 Neutral: 3-1 SEC: 14-7

Player	avg	gp-gs	ab	r	h	2b	3b	hr	rbi	tb	slg%	bb	hp	so	gdp	ob%	sf	sh	sb-att	po	a	e	fld%
5 Allen, Tanner	.363	41-41	157	45	57	10	3	7	40	94	.599	14	12	26	2	.449	2	0	7-10	56	5	0	1.000
4 Jordan, Rowdey	.306	42-42	160	44	49	9	3	7	28	85	.531	19	13	24	3	.415	3	0	5-6	66	2	2	.971
6 James, Kamren	.288	42-42	153	32	44	8	0	8	40	76	.497	19	5	35	1	.374	5	0	14-15	26	53	13	.859
3 Dubrule, Scotty	.279	41-35	129	29	36	6	0	0	19	42	.326	21	1	18	2	.384	0	2	4-8	60	66	2	.984
20 Hancock, Luke	.273	42-42	139	27	38	4	0	7	41	63	.453	30	5	12	5	.408	5	0	3-3	99	9	0	1.000
19 Tanner, Logan	.267	41-40	146	28	39	9	0	8	34	72	.493	22	0	31	5	.361	1	0	0-1	426	19	2	.996
10 Hatcher, Josh	.188	41-39	138	15	26	8	0	2	12	40	.290	8	3	29	3	.248	0	1	5-5	223	18	3	.988
-----																							
25 McDonald, Kyte	.389	12-1	18	5	7	4	0	1	6	14	.778	1	0	2	0	.421	0	0	0-0	0	0	0	.000
33 Cumbest, Brad	.375	29-15	56	14	21	3	1	3	9	35	.625	6	1	16	0	.438	1	0	1-1	21	0	1	.955
50 Pimentel, Brandon	.286	10-1	14	3	4	0	0	1	6	7	.500	3	0	6	1	.412	0	0	0-0	19	2	0	1.000
9 Jordan, Landon	.281	12-9	32	2	9	2	0	0	5	11	.344	6	1	8	1	.410	0	1	2-2	3	13	0	1.000
31 Leggett, Tanner	.280	27-11	50	13	14	2	0	1	5	19	.380	8	3	13	3	.410	0	1	5-6	19	18	3	.925
43 Forsythe, Lane	.262	33-32	103	20	27	4	0	1	13	34	.330	14	2	32	1	.355	2	2	1-1	32	66	8	.925
8 McGowan, Drew	.219	22-8	32	6	7	2	0	0	6	9	.281	8	1	3	1	.381	1	0	2-3	12	1	0	1.000
36 Skinner, Brayland	.212	30-18	66	13	14	2	1	1	10	21	.318	9	4	17	1	.342	0	0	4-5	29	1	0	1.000
11 Clark, Kellum	.200	8-2	10	4	2	0	0	1	4	5	.500	3	2	3	0	.467	0	0	0-0	3	0	0	1.000
12 Meche, Davis	.182	9-0	11	3	2	0	0	0	1	2	.182	2	1	4	0	.357	0	0	0-0	1	6	0	1.000
44 Garner, Kace	.167	10-0	12	4	2	1	0	0	3	3	.250	3	0	3	0	.333	0	0	0-0	19	0	0	1.000
Totals	.279	42	1426	307	398	74	8	48	282	632	.443	196	54	282	29	.382	20	7	53-66	1134	309	40	.973
Opponents	.210	42	1397	170	293	48	4	39	154	466	.334	163	29	540	19	.304	8	6	20-35	1073	406	53	.965

LOB - Team (325), Opp (299). DPs turned - Team (32), Opp (34). CI - Team (0), Opp (2). IBB - Team (3), Hatcher 1, James 1, Hancock 1, Opp (3). Picked off - Jordan, R. 1.

### (All games Sorted by Earned run avg)

Player	era	w-l	app	gs	cg	sho	sv	ip	h	r	er	bb	so	2b	3b	hr	b/avg	wp	hp	bk	sfa	sha
24 Bednar, Will	3.14	4-1	10	8	0	0/2	0	43.0	33	16	15	12	67	7	1	6	.214	1	4	0	1	1
28 MacLeod, Christian	3.49	3-3	11	11	0	0/1	0	49.0	45	24	19	18	73	5	0	10	.238	4	2	0	1	1
-----																						
38 Alford, Kole	0.00	0-0	1	0	0	0/0	0	0.1	1	0	0	1	1	0	0	0	.500	0	0	0	0	0
23 Sims, Landon	0.60	3-0	13	0	0	0/3	5	30.0	13	2	2	9	60	4	0	0	.127	2	0	0	0	1
18 Patrick, Chase	0.93	0-0	14	0	0	0/0	0	9.2	9	1	1	1	6	0	0	1	.265	3	1	0	0	1
51 Carmouche, Dylan	1.42	1-0	8	0	0	0/1	0	6.1	5	2	1	3	11	1	0	0	.208	1	1	0	1	0
32 Stinnett, Parker	1.69	0-0	10	0	0	0/2	1	10.2	2	2	2	6	18	2	0	0	.057	6	1	0	0	0
48 Harding, Houston	2.34	5-1	14	4	0	0/1	0	34.2	27	11	9	10	44	6	0	4	.214	4	0	1	0	1
7 Smith, Brandon	2.70	4-1	12	1	0	0/1	1	23.1	15	9	7	6	27	2	0	2	.172	2	1	0	0	0
45 Tullar, Cam	3.52	0-0	16	0	0	0/1	1	15.1	11	6	6	7	18	2	0	0	.200	2	0	0	2	0
29 Koestler, Carlisle	4.00	3-0	10	2	0	0/0	0	18.0	18	8	8	7	22	2	0	2	.257	3	2	0	1	1
39 Tepper, Mikey	4.22	2-0	9	2	0	0/1	0	10.2	7	6	5	7	13	2	0	0	.171	5	0	2	0	0
35 Johnson, Preston	4.41	1-0	11	0	0	0/2	0	16.1	10	9	8	8	27	0	0	1	.182	0	3	0	1	0
2 Hunt, KC	4.50	0-0	10	0	0	0/1	0	10.0	8	5	5	5	10	1	0	1	.222	8	2	0	0	0
17 Simmons, Stone	4.60	1-0	12	0	0	0/0	2	15.2	13	8	8	5	20	3	0	0	.220	1	0	0	0	0
27 Fristoe, Jackson	4.97	3-3	11	10	0	0/1	0	41.2	36	24	23	27	61	4	3	7	.228	3	2	1	0	0
14 Self, Riley	5.40	0-0	7	0	0	0/2	0	5.0	9	4	3	4	7	1	0	0	.375	0	0	0	0	0
15 Smith, Cade	5.40	1-0	3	0	0	0/0	0	3.1	3	3	2	3	8	1	0	0	.214	0	1	0	0	0
40 Forrester, Jaxen	6.00	0-0	3	0	0	0/1	0	3.0	2	2	2	2	1	1	0	0	.200	2	0	0	1	0
37 Cerantola, Eric	6.14	0-1	7	4	0	0/0	0	14.2	11	10	10	10	20	0	0	2	.208	3	6	0	0	0
26 Lovett, Xavier	6.75	0-0	6	0	0	0/1	0	4.0	3	4	3	2	1	2	0	0	.188	1	1	0	0	0
55 Price, Spencer	7.71	1-0	8	0	0	0/1	0	7.0	5	6	6	5	12	0	0	2	.185	2	1	0	0	0
47 Talley, Drew	9.00	0-0	4	0	0	0/1	0	3.0	5	4	3	1	7	2	0	0	.357	0	0	0	0	0
13 Rokose, Davis	10.80	0-0	4	0	0	0/0	0	3.1	2	4	4	4	6	0	0	1	.167	0	1	0	0	0
Totals	3.62	32-10	42	42	0	5/5	10	378.0	293	170	152	163	540	48	4	39	.210	53	29	4	8	6
Opponents	6.79	10-32	42	42	2	1/0	6	357.2	398	307	270	196	282	74	8	48	.279	41	54	5	20	7

PB - Team (2), Tanner 1, Hancock 1, Opp (4). Pickoffs - Team (2), Harding 1, Patrick 1, Opp (1). SBA/ATT - Tanner (14-23), Hancock (6-7), MacLeod (3-7), Bednar (4-6), Harding (2-3), Tepper (3-3), Johnson (2-2), Cerantola (2-2), Patrick (0-2), Fristoe (0-2), Price (1-1), Hunt (0-1), Self (0-1), Sims (1-1), Stinnett (1-1), Talley (0-1), Tullar (0-1), Carmouche (1-1).



# Southeastern Conference Statistics

Record: 14-7 Home: 8-4 Away: 6-3 SEC: 14-7

Player	avg	gp-gs	ab	r	h	2b	3b	hr	rbi	tb	slg%	bb	hp	so	gdp	ob%	sf	sh	sb-att	po	a	e	fld%
5 Allen, Tanner	.373	21-21	83	20	31	5	3	5	21	57	.687	6	8	11	2	.455	2	0	1-4	29	1	0	1.000
4 Jordan, Rowdey	.329	21-21	82	21	27	4	1	3	11	42	.512	11	8	10	3	.455	0	0	1-1	39	1	1	.976
6 James, Kamren	.282	21-21	78	14	22	3	0	4	16	37	.474	14	1	20	1	.389	2	0	3-4	11	25	5	.878
20 Hancock, Luke	.250	21-21	72	12	18	1	0	2	16	25	.347	10	4	8	2	.356	4	0	1-1	20	4	0	1.000
19 Tanner, Logan	.241	21-21	79	15	19	6	0	5	16	40	.506	11	0	19	2	.333	0	0	0-0	244	9	1	.996
43 Forsythe, Lane	.211	21-21	71	5	15	2	0	0	7	17	.239	6	1	27	0	.275	2	2	0-0	26	47	7	.913
10 Hatcher, Josh	.147	20-18	68	5	10	3	0	1	4	16	.235	1	0	17	1	.159	0	1	0-0	98	10	1	.991
-----																							
33 Cumbest, Brad	.360	11-6	25	4	9	1	0	1	5	13	.520	3	0	6	0	.414	1	0	1-1	9	0	0	1.000
3 Dubrule, Scotty	.233	20-16	60	8	14	2	0	0	5	16	.267	6	1	10	1	.313	0	0	1-3	36	28	0	1.000
31 Leggett, Tanner	.192	14-7	26	3	5	1	0	0	2	6	.231	2	3	9	1	.323	0	1	0-0	13	14	3	.900
36 Skinner, Brayland	.185	19-16	54	8	10	2	0	1	7	15	.278	7	3	15	1	.313	0	0	4-5	26	1	0	1.000
50 Pimentel, Brandon	.000	1-0	2	0	0	0	0	0	0	0	.000	0	0	1	1	.000	0	0	0-0	3	0	0	1.000
25 McDonald, Kyte	.000	2-0	2	0	0	0	0	0	0	0	.000	0	0	1	0	.000	0	0	0-0	0	0	0	.000
11 Clark, Kellum	.000	2-0	1	1	0	0	0	0	0	0	.000	0	1	1	0	.500	0	0	0-0	1	0	0	1.000
12 Meche, Davis	.000	1-0	1	0	0	0	0	0	0	0	.000	0	0	0	0	.000	0	0	0-0	1	1	0	1.000
8 McGowan, Drew	.000	2-0	0	0	0	0	0	0	0	0	.000	0	0	0	0	.000	0	0	0-0	0	0	0	.000
44 Garner, Kace	.000	1-0	0	0	0	0	0	0	0	0	.000	0	0	0	0	.000	0	0	0-0	1	0	0	1.000
Totals	.256	21	704	116	180	30	4	22	110	284	.403	77	30	155	15	.349	11	4	12-19	567	157	19	.974
Opponents	.233	21	712	104	166	25	3	26	94	275	.386	89	8	254	14	.323	6	5	8-13	552	192	18	.976

LOB - Team (159), Opp (149). DPs turned - Team (22), Opp (18). CI - Team (0), Opp (1). IBB - Team (2), Hancock 1, James 1, Opp (2). Picked off - Jordan, R. 1.

## (SEC games only Sorted by Earned run avg)

Player	era	w-l	app	gs	cg	sho	sv	ip	h	r	er	bb	so	2b	3b	hr	b/avg	wp	hp	bk	sfa	sha
24 Bednar, Will	3.75	4-1	7	7	0	0/1	0	36.0	31	16	15	12	53	5	1	6	.233	1	3	0	1	1
28 MacLeod, Christian	4.19	2-2	7	7	0	0/0	0	34.1	31	17	16	12	45	4	0	7	.235	1	1	0	1	0
27 Fristoe, Jackson	7.30	1-3	7	6	0	0/0	0	24.2	28	21	20	21	39	4	2	4	.280	3	0	1	0	0
-----																						
14 Self, Riley	0.00	0-0	1	0	0	0/0	0	0.1	0	0	0	1	0	0	0	0	.000	0	0	0	0	0
55 Price, Spencer	0.00	0-0	1	0	0	0/0	0	0.1	0	0	0	0	0	0	0	0	.000	0	0	0	0	0
23 Sims, Landon	0.49	2-0	8	0	0	0/1	4	18.1	7	1	1	6	30	1	0	0	.117	2	0	0	0	1
45 Tullar, Cam	2.00	0-0	9	0	0	0/0	1	9.0	7	2	2	1	12	1	0	0	.212	2	0	0	2	0
18 Patrick, Chase	2.25	0-0	7	0	0	0/0	0	4.0	5	1	1	1	1	0	0	1	.357	1	0	0	0	1
32 Stinnett, Parker	2.70	0-0	6	0	0	0/0	1	6.2	2	2	2	5	9	2	0	0	.087	5	1	0	0	0
48 Harding, Houston	4.20	3-0	8	0	0	0/0	0	15.0	14	8	7	5	17	1	0	3	.250	1	0	0	0	1
17 Simmons, Stone	5.00	0-0	6	0	0	0/0	1	9.0	8	5	5	4	12	1	0	0	.229	1	0	0	0	0
7 Smith, Brandon	5.79	1-1	6	0	0	0/0	1	9.1	11	8	6	4	11	2	0	2	.268	1	1	0	0	0
35 Johnson, Preston	6.52	1-0	6	0	0	0/1	0	9.2	7	8	7	6	13	0	0	1	.212	0	1	0	0	0
51 Carmouche, Dylan	6.75	0-0	2	0	0	0/0	0	1.1	3	2	1	1	2	1	0	0	.429	1	0	0	1	0
37 Cerantola, Eric	7.71	0-0	2	1	0	0/0	0	2.1	0	2	2	3	2	0	0	0	.000	2	1	0	0	0
29 Koestler, Carlisle	9.00	0-0	3	0	0	0/0	0	4.0	6	4	4	2	4	1	0	1	.375	0	0	0	1	1
39 Tepper, Mikey	12.27	0-0	4	0	0	0/0	0	3.2	5	5	5	4	3	2	0	0	.313	2	0	1	0	0
2 Hunt, KC	18.00	0-0	1	0	0	0/0	0	1.0	1	2	2	1	1	0	0	1	.250	0	0	0	0	0
Totals	4.57	14-7	21	21	0	1/1	8	189.0	166	104	96	89	254	25	3	26	.233	23	8	2	6	5
Opponents	4.99	7-14	21	21	2	1/0	5	184.0	180	116	102	77	155	30	4	22	.256	14	30	0	11	4

PB - Team (1), Hancock 1. Pickoffs - Team (0), Opp (1). SBA/ATT - Tanner (7-11), Bednar (4-4), MacLeod (0-2), Stinnett (1-1), Carmouche (1-1), Fristoe (0-1), Hancock (1-1), Johnson (1-1), Patrick (0-1), Tullar (0-1), Cerantola (1-1).



## Last 10 Games Statistics

Record: 7-3 Home: 6-1 Away: 1-2 SEC: 6-3

Player	avg	gp-gs	ab	r	h	2b	3b	hr	rbi	tb	slg%	bb	hp	so	gdp	ob%	sf	sh	sb-att	po	a	e	fld%
5 Allen, Tanner	.442	10-10	43	12	19	5	2	2	6	34	.791	2	3	7	0	.500	0	0	1-3	10	1	0	1.000
3 Dubrule, Scotty	.333	10-10	36	8	12	1	0	0	6	13	.361	4	1	5	0	.415	0	0	2-4	28	17	0	1.000
19 Tanner, Logan	.308	10-10	39	8	12	4	0	3	11	25	.641	4	0	8	1	.372	0	0	0-0	107	4	1	.991
4 Jordan, Rowdey	.308	10-10	39	8	12	1	0	2	7	19	.487	7	1	8	0	.417	1	0	0-0	17	1	0	1.000
20 Hancock, Luke	.275	10-10	40	7	11	2	0	0	9	13	.325	3	1	4	1	.341	0	0	1-1	22	4	0	1.000
6 James, Kamren	.219	10-10	32	6	7	2	0	1	8	12	.375	9	1	12	1	.378	3	0	1-1	4	12	3	.842
43 Forsythe, Lane	.097	10-10	31	1	3	1	0	0	3	4	.129	3	0	11	0	.171	1	1	0-0	11	21	3	.914
-----																							
12 Meche, Davis	.500	1-0	2	0	1	0	0	0	1	1	.500	0	0	1	0	.500	0	0	0-0	0	0	0	.000
33 Cumbest, Brad	.353	7-5	17	5	6	2	0	1	4	11	.647	3	0	5	0	.429	1	0	1-1	7	0	0	1.000
11 Clark, Kellum	.333	2-0	3	0	1	0	0	0	1	1	.333	0	0	2	0	.333	0	0	0-0	3	0	0	1.000
31 Leggett, Tanner	.214	5-2	14	4	3	0	0	1	4	6	.429	3	1	3	0	.389	0	0	1-1	6	6	0	1.000
25 McDonald, Kyte	.200	2-1	5	1	1	1	0	0	0	2	.400	0	0	0	0	.200	0	0	0-0	0	0	0	.000
36 Skinner, Brayland	.167	9-5	18	2	3	0	0	0	2	3	.167	1	1	7	0	.250	0	0	2-2	8	0	0	1.000
10 Hatcher, Josh	.125	9-7	24	1	3	0	0	0	1	3	.125	1	0	9	1	.160	0	0	0-0	43	4	2	.959
8 McGowan, Drew	.000	1-0	2	1	0	0	0	0	0	0	.000	0	0	0	0	.000	0	0	0-0	0	0	0	.000
44 Garner, Kace	.000	1-0	1	1	0	0	0	0	0	0	.000	0	0	0	0	.000	0	0	0-0	0	0	0	.000
50 Pimentel, Brandon	.000	1-0	1	0	0	0	0	0	0	0	.000	0	0	0	0	.000	0	0	0-0	0	0	0	.000
Totals	.271	10	347	65	94	19	2	10	63	147	.424	40	9	82	4	.356	6	1	9-13	273	77	9	.975
Opponents	.248	10	347	54	86	12	2	9	51	129	.372	45	8	119	8	.344	4	2	6-8	261	75	8	.977

LOB - Team (78), Opp (79). DPs turned - Team (12), Opp (4). CI - Team (0), Opp (1). IBB - Team (1), James 1. Picked off - Jordan, R. 1.

### (Last 10 Games Sorted by Earned run avg)

Player	era	w-l	app	gs	cg	sho	sv	ip	h	r	er	bb	so	2b	3b	hr	b/avg	wp	hp	bk	sfa	sha
24 Bednar, Will	5.54	2-1	3	3	0	0/0	0	13.0	15	8	8	8	19	2	1	2	.306	0	2	0	1	0
28 MacLeod, Christian	5.68	0-1	3	3	0	0/0	0	12.2	15	9	8	6	15	2	0	1	.283	0	1	0	0	0
-----																						
32 Stinnett, Parker	0.00	0-0	3	0	0	0/0	0	3.1	1	0	0	2	5	1	0	0	.091	3	1	0	0	0
37 Cerantola, Eric	0.00	0-0	2	0	0	0/0	0	2.0	0	0	0	1	4	0	0	0	.000	0	0	0	0	0
29 Koestler, Carlisle	0.00	0-0	2	0	0	0/0	0	1.1	1	0	0	1	2	0	0	0	.200	0	0	0	0	0
2 Hunt, KC	0.00	0-0	1	0	0	0/0	0	1.0	1	0	0	1	1	0	0	0	.250	1	1	0	0	0
23 Sims, Landon	1.04	1-0	4	0	0	0/0	2	8.2	3	1	1	2	17	1	0	0	.103	1	0	0	0	0
45 Tullar, Cam	2.45	0-0	6	0	0	0/0	1	7.1	7	2	2	1	8	1	0	0	.241	2	0	0	2	0
17 Simmons, Stone	3.00	0-0	4	0	0	0/0	1	6.0	3	2	2	2	6	1	0	0	.143	0	0	0	0	0
7 Smith, Brandon	3.00	0-0	2	0	0	0/0	0	3.0	3	2	1	0	2	1	0	0	.250	0	0	0	0	0
18 Patrick, Chase	3.86	0-0	4	0	0	0/0	0	2.1	4	1	1	1	0	0	0	1	.500	1	0	0	0	1
48 Harding, Houston	4.66	2-0	3	0	0	0/0	0	9.2	8	5	5	4	12	0	0	2	.229	1	0	0	0	1
35 Johnson, Preston	6.75	1-0	4	0	0	0/0	0	6.2	6	6	5	2	10	0	0	1	.261	0	2	0	1	0
39 Tepper, Mikey	7.36	1-0	4	1	0	0/0	0	3.2	4	3	3	3	2	1	0	0	.267	1	0	1	0	0
27 Fristoe, Jackson	8.00	0-1	3	3	0	0/0	0	9.0	12	9	8	9	12	1	1	1	.308	0	0	0	0	0
55 Price, Spencer	27.00	0-0	1	0	0	0/0	0	1.0	2	3	3	0	3	0	0	1	.400	0	1	0	0	0
15 Smith, Cade	54.00	0-0	1	0	0	0/0	0	0.1	1	3	2	2	1	1	0	0	.333	0	0	0	0	0
Totals	4.85	7-3	10	10	0	0/0	4	91.0	86	54	49	45	119	12	2	9	.248	10	8	1	4	2
Opponents	5.90	3-7	10	10	2	1/0	1	87.0	94	65	57	40	82	19	2	10	.271	4	9	0	6	1

Pickoffs - Team (0), Opp (1). SBA/ATT - Tanner (6-8), Bednar (4-4), MacLeod (0-1), Stinnett (1-1), Patrick (0-1), Johnson (1-1).

## Team Game-by-Game (Hitting)

Date	Opponent	ab	r	h	rbi	2b	3b	hr	tb	bb	ibb	sb	cs	hbp	sac	sf	gdp	k	po	a	e	lob	avg
Feb 20	vs Texas	40	8	12	7	1	0	2	19	5	0	1	0	0	0	0	0	10	27	2	0	10	.300
Feb 21	vs TCU	33	2	7	2	1	0	1	11	2	0	0	0	0	0	0	2	11	27	9	2	6	.260
Feb 22	vs Texas Tech	37	11	12	10	1	1	1	18	6	0	0	1	0	0	0	1	5	27	8	0	5	.282
Feb 24	JACKSON STATE	33	7	10	5	3	0	1	16	7	0	5	0	2	0	0	1	3	27	14	3	11	.287
Feb 26	TULANE	34	3	6	2	3	0	0	9	2	0	1	0	1	0	0	0	6	27	6	4	7	.266
Feb 27	TULANE	34	9	10	9	0	0	3	19	7	1	1	0	0	0	0	1	4	27	10	0	9	.270
Feb 28	TULANE	32	5	7	5	2	0	1	12	7	0	1	0	0	0	0	1	10	27	5	3	8	.263
Mar 03	vs Southern Miss	30	4	9	4	1	1	0	12	5	0	1	0	0	1	1	2	5	27	4	2	9	.267
Mar 05	KENT STATE	29	8	6	8	0	1	0	8	9	0	6	1	3	0	0	0	6	27	7	1	9	.262
Mar 06	KENT STATE	34	5	10	5	3	0	0	13	4	0	0	0	0	1	0	1	5	27	13	1	7	.265
Mar 07	KENT STATE	37	13	16	12	2	0	1	21	6	0	1	0	2	0	1	1	6	27	4	1	9	.282
Mar 09	GRAMBLING	32	10	11	10	2	0	1	16	8	0	0	0	2	1	1	2	4	27	7	0	10	.286
Mar 10	LOUISIANA	25	4	4	2	1	0	0	5	3	0	1	1	1	0	2	0	8	27	7	0	3	.279
Mar 12	EASTERN MICHIGAN	37	14	14	14	7	0	0	21	10	0	4	0	0	0	1	0	8	27	4	0	10	.287
Mar 13	EASTERN MICHIGAN	28	4	4	4	0	0	1	7	3	0	1	0	2	0	0	2	4	27	12	0	5	.279
Mar 14	EASTERN MICHIGAN	32	4	8	4	1	0	1	12	1	0	0	1	3	0	0	0	2	27	5	1	8	.277
Mar 16	SAMFORD	33	10	10	10	1	0	3	20	8	0	2	1	1	0	0	0	7	27	15	1	8	.279
*Mar 19	at LSU	37	6	11	6	2	0	1	16	2	1	1	0	2	0	0	1	4	27	8	1	8	.280
*Mar 20	at LSU	28	3	4	3	1	0	0	5	5	0	0	2	0	1	1	0	5	27	6	1	5	.274
*Mar 21	at LSU	31	3	6	3	2	0	0	8	2	0	1	0	1	0	1	1	7	24	9	0	5	.270
Mar 24	NORTH ALABAMA	41	18	14	14	1	1	0	17	10	0	3	0	2	0	0	0	9	27	4	0	11	.274
*Mar 26	ARKANSAS	30	2	4	2	0	0	0	4	5	0	0	0	2	0	0	1	5	27	5	1	8	.268
*Mar 27	ARKANSAS	36	5	10	5	3	0	2	19	2	0	0	0	1	0	0	2	12	27	8	2	7	.269
*Mar 28	ARKANSAS	37	4	13	4	1	0	2	20	2	0	0	1	1	0	0	2	7	27	5	1	9	.273
*Apr 01	KENTUCKY	29	8	6	8	2	0	1	11	7	0	1	0	4	1	2	0	8	27	5	1	11	.270
*Apr 02	KENTUCKY	28	3	6	3	0	0	0	6	1	0	0	0	2	0	2	0	5	27	9	1	6	.268
*Apr 03	KENTUCKY	30	4	7	4	1	1	2	16	0	0	1	0	3	0	1	0	5	27	10	1	6	.267
Apr 06	SOUTHERN	42	15	16	11	4	0	3	29	5	0	7	0	1	0	0	0	7	27	4	0	9	.272
*Apr 09	at Auburn	35	6	8	5	3	0	2	17	3	0	2	0	1	1	0	1	9	27	6	2	7	.271
*Apr 10	at Auburn	35	7	11	7	1	0	3	21	3	0	1	0	1	0	0	1	6	27	7	0	5	.272
*Apr 11	at Auburn	42	19	17	16	2	1	1	24	9	0	1	0	5	0	0	2	4	27	8	0	10	.278
Apr 13	ARKANSAS STATE	38	18	15	15	3	0	5	33	7	0	1	1	2	0	1	0	3	27	6	1	6	.282
*Apr 16	OLE MISS	30	5	7	5	2	1	1	14	0	0	0	0	0	0	2	0	9	27	9	2	3	.280
*Apr 17	OLE MISS	27	0	1	0	0	0	0	1	2	0	0	0	0	0	0	0	12	27	8	0	2	.275
*Apr 18	OLE MISS	36	7	12	7	1	1	1	18	2	0	1	0	1	0	0	0	6	27	11	2	8	.276
Apr 20	UAB	41	19	17	19	7	0	2	30	4	0	5	0	2	0	2	0	4	27	6	1	6	.281
*Apr 23	at Vanderbilt	31	2	3	2	1	0	0	4	0	0	0	0	1	0	0	0	8	24	8	0	3	.277
*Apr 24	at Vanderbilt	36	7	10	7	3	0	2	19	5	0	1	1	1	0	0	0	12	27	3	0	9	.277
*Apr 25	at Vanderbilt	32	4	7	4	2	0	1	12	7	0	0	0	0	0	0	2	9	24	6	2	8	.275
*Apr 30	TEXAS A&M	47	8	14	8	2	0	2	22	5	0	1	0	3	0	1	0	15	36	6	2	15	.276
*May 01	TEXAS A&M	26	3	6	1	0	0	0	6	11	1	0	2	1	1	1	1	4	27	15	0	13	.275
*May 01	TEXAS A&M	41	10	17	10	1	0	1	21	4	0	1	1	0	0	0	1	3	27	5	0	11	.279
Totals		1426	307	398	282	74	8	48	632	196	3	53	13	54	7	20	29	282	1134	309	40	325	.279





## Team Game-by-Game (Pitching)

Date	Opponent	ip	h	r	er	bb	so	2b	3b	hr	wp	bk	hbp	dp	ibb	score	w-l	sv	era
Feb 20	vs Texas	9.0	9	3	3	1	18	2	0	1	0	0	0	0	0	8-3	1-0	0	3.00
Feb 21	vs TCU	9.0	4	3	2	7	8	2	0	0	3	0	0	1	0	2-3	1-1	0	2.50
Feb 22	vs Texas Tech	9.0	6	5	5	10	15	1	0	0	2	0	4	1	0	11-5	2-1	0	3.33
Feb 24	JACKSON STATE	9.0	2	3	2	1	7	0	0	0	4	0	1	0	0	7-3	3-1	0	3.00
Feb 26	TULANE	9.0	8	7	2	5	14	1	0	1	2	0	2	0	0	3-7	3-2	0	2.80
Feb 27	TULANE	9.0	10	5	5	5	15	1	0	1	0	0	2	0	0	9-5	4-2	0	3.17
Feb 28	TULANE	9.0	12	4	4	2	14	1	1	3	1	0	0	2	1	5-4	5-2	0	3.29
Mar 03	vs Southern Miss	9.0	3	1	1	3	20	1	0	0	1	0	0	0	0	4-1	6-2	1	3.00
Mar 05	KENT STATE	9.0	4	3	2	4	15	0	0	1	1	0	0	1	0	8-3	7-2	1	2.89
Mar 06	KENT STATE	9.0	13	9	8	6	11	2	0	1	1	0	1	2	0	5-9	7-3	1	3.40
Mar 07	KENT STATE	9.0	0	0	0	2	13	0	0	0	0	0	0	0	0	13-0	8-3	1	3.09
Mar 09	GRAMBLING	9.0	2	0	0	2	13	1	0	0	0	0	0	0	0	10-0	9-3	1	2.83
Mar 10	LOUISIANA	9.0	7	0	0	1	17	2	0	0	1	1	0	1	0	4-0	10-3	1	2.62
Mar 12	EASTERN MICHIGAN	9.0	3	0	0	1	18	0	0	0	1	0	0	0	0	14-0	11-3	1	2.43
Mar 13	EASTERN MICHIGAN	9.0	2	1	1	1	8	0	0	1	0	0	2	1	0	4-1	12-3	1	2.33
Mar 14	EASTERN MICHIGAN	9.0	4	1	1	2	13	1	0	1	0	0	1	0	0	4-1	13-3	2	2.25
Mar 16	SAMFORD	9.0	7	2	2	2	9	4	0	0	4	0	0	1	0	10-2	14-3	2	2.24
*Mar 19	at LSU	9.0	4	1	1	2	12	1	0	0	0	0	0	1	0	6-1	15-3	3	2.17
*Mar 20	at LSU	9.0	5	0	0	3	10	0	0	0	1	0	0	1	0	3-0	16-3	4	2.05
*Mar 21	at LSU	8.0	7	8	8	6	9	3	0	2	3	0	1	2	0	3-8	16-4	4	2.36
Mar 24	NORTH ALABAMA	9.0	6	1	1	4	15	1	0	0	2	0	1	0	0	18-1	17-4	4	2.30
*Mar 26	ARKANSAS	9.0	10	8	7	5	13	0	0	4	2	0	0	1	0	2-8	17-5	4	2.51
*Mar 27	ARKANSAS	9.0	13	11	10	4	16	2	0	4	0	0	1	0	0	5-11	17-6	4	2.84
*Mar 28	ARKANSAS	9.0	7	6	6	6	13	1	1	1	2	0	0	0	0	4-6	17-7	4	2.97
*Apr 01	KENTUCKY	9.0	5	1	0	3	15	1	0	0	2	0	0	0	0	8-1	18-7	4	2.85
*Apr 02	KENTUCKY	9.0	5	2	2	2	12	1	0	1	1	0	0	1	1	3-2	19-7	4	2.82
*Apr 03	KENTUCKY	9.0	6	3	3	5	12	2	0	0	1	0	0	2	1	4-3	20-7	5	2.83
Apr 06	SOUTHERN	9.0	7	1	1	5	17	0	0	0	4	1	1	0	0	15-1	21-7	5	2.76
*Apr 09	at Auburn	9.0	7	5	4	4	12	0	0	2	0	0	1	0	0	6-5	22-7	6	2.80
*Apr 10	at Auburn	9.0	7	2	2	0	10	1	0	1	0	0	0	1	0	7-2	23-7	6	2.78
*Apr 11	at Auburn	9.0	11	10	10	8	12	2	0	3	3	1	0	1	0	19-10	24-7	6	3.01
Apr 13	ARKANSAS STATE	9.0	11	10	10	6	15	2	0	2	1	0	3	0	0	18-10	25-7	6	3.23
*Apr 16	OLE MISS	9.0	6	2	2	3	12	1	0	1	0	0	0	3	0	5-2	26-7	7	3.19
*Apr 17	OLE MISS	9.0	17	9	9	3	10	4	1	1	2	0	1	1	0	0-9	26-8	7	3.36
*Apr 18	OLE MISS	9.0	6	5	4	6	10	2	0	2	0	0	1	1	0	7-5	27-8	8	3.38
Apr 20	UAB	9.0	7	7	6	4	11	1	0	1	2	0	3	0	0	19-7	28-8	8	3.46
*Apr 23	at Vanderbilt	8.0	8	6	6	5	10	1	0	0	0	0	0	0	0	2-6	28-9	8	3.53
*Apr 24	at Vanderbilt	9.0	5	4	4	5	16	0	0	0	1	0	1	2	0	7-4	29-9	8	3.55
*Apr 25	at Vanderbilt	8.0	7	7	6	4	13	0	1	1	1	0	0	0	0	4-7	29-10	8	3.62
*Apr 30	TEXAS A&M	12.0	12	7	5	3	18	2	0	2	2	0	1	0	0	8-7	30-10	8	3.62
*May 01	TEXAS A&M	9.0	7	2	2	4	10	1	0	1	0	0	1	3	0	3-2	31-10	9	3.59
*May 01	TEXAS A&M	9.0	11	5	5	8	9	0	0	0	2	1	0	2	0	10-5	32-10	10	3.62
Totals		378.0	293	170	152	163	540	48	4	39	53	4	29	32	3	307-170	32-10	10	3.62

## Non-Starter Statistics

Player	avg	gp-gs	ab	r	h	2b	3b	hr	rbi	tb	slg%	bb	hp	so	gdp	ob%	sf	sh	sb-att	po	a	e	fld%
3 Dubrule, Scotty	.500	6-0	6	2	3	0	0	0	3	3	.500	1	0	0	0	.571	0	0	0-0	2	3	0	1.000
25 McDonald, Kyte	.429	11-0	14	4	6	3	0	1	6	12	.857	1	0	2	0	.467	0	0	0-0	0	0	0	.000
33 Cumbest, Brad	.400	14-0	15	4	6	1	0	1	2	10	.667	2	1	3	0	.500	0	0	0-0	8	0	0	1.000
11 Clark, Kellum	.333	6-0	6	3	2	0	0	1	4	5	.833	1	1	3	0	.500	0	0	0-0	3	0	0	1.000
9 Jordan, Landon	.333	3-0	3	0	1	0	0	0	2	1	.333	2	0	0	0	.600	0	0	0-0	1	0	0	1.000
31 Leggett, Tanner	.294	16-0	17	6	5	0	0	1	3	8	.471	4	0	2	0	.429	0	0	1-2	5	3	0	1.000
36 Skinner, Brayland	.286	12-0	7	2	2	0	0	0	1	2	.286	1	1	3	0	.444	0	0	0-0	3	0	0	1.000
50 Pimentel, Brandon	.250	9-0	12	3	3	0	0	1	6	6	.500	3	0	6	1	.400	0	0	0-0	19	2	0	1.000
8 McGowan, Drew	.214	14-0	14	6	3	2	0	0	3	5	.357	5	1	1	1	.450	0	0	1-2	3	1	0	1.000
12 Meche, Davis	.182	9-0	11	3	2	0	0	0	1	2	.182	2	1	4	0	.357	0	0	0-0	1	6	0	1.000
44 Garner, Kace	.167	10-0	12	4	2	1	0	0	3	3	.250	3	0	3	0	.333	0	0	0-0	19	0	0	1.000
10 Hatcher, Josh	.000	2-0	2	0	0	0	0	0	0	0	.000	0	0	0	1	.000	0	0	0-0	5	1	0	1.000
19 Tanner, Logan	.000	1-0	1	0	0	0	0	0	0	0	.000	0	0	0	0	.000	0	0	0-0	0	0	0	.000
-----																							
43 Forsythe, Lane	.000	1-0	0	0	0	0	0	0	0	0	.000	0	0	0	0	.000	0	0	0-0	0	0	0	.000
Totals	.292	42	120	37	35	7	0	5	34	57	.475	25	5	27	3	.433	0	0	2-4	80	38	4	.967
Opponents	.160	42	94	9	15	6	0	2	10	27	.287	12	2	45	0	.264	2	1	0-1	53	38	8	.919

(All games Sorted by Earned run avg)

Player	era	w-l	app	gs	cg	sho	sv	ip	h	r	er	bb	so	2b	3b	hr	b/avg	wp	hp	bk	sfa	sha
24 Bednar, Will	0.00	0-0	2	0	0	0/0	0	5.0	1	0	0	0	9	1	0	0	.067	0	1	0	0	0
37 Cerantola, Eric	0.00	0-0	3	0	0	0/0	0	3.0	1	0	0	1	7	0	0	0	.100	1	0	0	0	0
38 Alford, Kole	0.00	0-0	1	0	0	0/0	0	0.1	1	0	0	1	1	0	0	0	.500	0	0	0	0	0
23 Sims, Landon	0.60	3-0	13	0	0	0/3	5	30.0	13	2	2	9	60	4	0	0	.127	2	0	0	0	1
18 Patrick, Chase	0.93	0-0	14	0	0	0/0	0	9.2	9	1	1	1	6	0	0	1	.265	3	1	0	0	1
51 Carmouche, Dylan	1.42	1-0	8	0	0	0/1	0	6.1	5	2	1	3	11	1	0	0	.208	1	1	0	1	0
32 Stinnett, Parker	1.69	0-0	10	0	0	0/2	1	10.2	2	2	2	6	18	2	0	0	.057	6	1	0	0	0
27 Fristoe, Jackson	2.25	0-1	1	0	0	0/0	0	4.0	3	1	1	2	6	1	0	1	.214	0	0	0	0	0
7 Smith, Brandon	2.95	3-1	11	0	0	0/1	1	21.1	15	9	7	6	25	2	0	2	.185	2	1	0	0	0
29 Koestler, Carlisle	3.14	2-0	8	0	0	0/0	0	14.1	12	5	5	6	19	2	0	1	.226	2	2	0	1	1
45 Tullar, Cam	3.52	0-0	16	0	0	0/1	1	15.1	11	6	6	7	18	2	0	0	.200	2	0	0	2	0
48 Harding, Houston	4.00	3-0	10	0	0	0/0	0	18.0	17	9	8	5	21	1	0	4	.254	1	0	0	0	1
35 Johnson, Preston	4.41	1-0	11	0	0	0/2	0	16.1	10	9	8	8	27	0	0	1	.182	0	3	0	1	0
2 Hunt, KC	4.50	0-0	10	0	0	0/1	0	10.0	8	5	5	5	10	1	0	1	.222	8	2	0	0	0
17 Simmons, Stone	4.60	1-0	12	0	0	0/0	2	15.2	13	8	8	5	20	3	0	0	.220	1	0	0	0	0
14 Self, Riley	5.40	0-0	7	0	0	0/2	0	5.0	9	4	3	4	7	1	0	0	.375	0	0	0	0	0
15 Smith, Cade	5.40	1-0	3	0	0	0/0	0	3.1	3	3	2	3	8	1	0	0	.214	0	1	0	0	0
39 Tepper, Mikey	5.87	0-0	7	0	0	0/1	0	7.2	6	6	5	6	10	2	0	0	.194	4	0	2	0	0
40 Forrester, Jaxen	6.00	0-0	3	0	0	0/1	0	3.0	2	2	2	2	1	1	0	0	.200	2	0	0	1	0
26 Lovett, Xavier	6.75	0-0	6	0	0	0/1	0	4.0	3	4	3	2	1	2	0	0	.188	1	1	0	0	0
55 Price, Spencer	7.71	1-0	8	0	0	0/1	0	7.0	5	6	6	5	12	0	0	2	.185	2	1	0	0	0
47 Talley, Drew	9.00	0-0	4	0	0	0/1	0	3.0	5	4	3	1	7	2	0	0	.357	0	0	0	0	0
13 Rokose, Davis	10.80	0-0	4	0	0	0/0	0	3.1	2	4	4	4	6	0	0	1	.167	0	1	0	0	0
Totals	3.41	16-2	42	0	0	5/5	10	216.1	156	92	82	92	310	29	0	14	.197	38	16	2	6	4
Opponents	8.19	3-8	42	0	0	1/0	6	163.2	201	172	149	108	139	40	2	27	.297	32	27	3	6	3



## Pen Production

Below is a listing of decisions (win or loss), holds and saves/blown saves from the Mississippi State bullpen in 2021.

**NOTE:** A hold occurs when a relief pitcher enters the game in a save situation and maintains the team's lead, while recording at least one out. In order for a pitcher to be credited with a hold one of two conditions must be met: 1) He enters with a lead of three runs or less and maintains that lead while recording at least one out. 2) He enters the game with the tying run on-deck, at the plate or on the bases, and records an out.

Opponent (Date)	Result	Pitcher	Line	Opponent (Date)	Result	Pitcher	Line
vs. Texas (2/20)	Win (1)	Sims, Landon	4.0 IP, 10 K	Southern (4/6)	Hold (1)	Smith, Cade	1.0 IP, 1 HBP, 2K
vs. Texas Tech (2/22)	Win (1)	Koestler, Carlisle	2.2 IP, 2 H, 1 R, 1 ER, 2 BB, 6 K	Southern (4/6)	Hold (1)	Tepper, Mikey	1.0 IP, 1 H, 1 BB, 3 K
vs. Texas Tech (2/22)	Hold (1)	Hunt, KC	1.0 IP, 1 H	Southern (4/6)	Hold (3)	Hunt, KC	1.0 IP, 1 H, 1 BB, 2 K
Jackson State (2/24)	Hold (1)	Rokose, Davis	2.0 IP, 4 K	Southern (4/6)	Hold (1)	Carmouche, Dylan	1.0 IP, 1 BB, 2 K
Jackson State (2/24)	Hold (1)	Tepper, Mikey	1.1 IP, 1 R, 1 BB, 1 K	at Auburn (4/9)	Blown Save (1)	Harding, Houston	0.1 IP, 1 H, 1 R
Jackson State (2/24)	Hold (1)	Patrick, Chase	0.2 IP	at Auburn (4/9)	Win (3)	Smith, Brandon	0.2 IP, 1 H, 2 K
Jackson State (2/24)	Hold (1)	Lovett, Xavier	1.0 IP	at Auburn (4/9)	Save (3)	Sims, Landon	2.0 IP, 4 K
Tulane (2/27)	Win (1)	Simmons, Stone	1.0 IP, 1 H	at Auburn (4/11)	Win (1)	Harding, Houston	3.0 IP, 2 H, 1 R, 1 ER, 1 BB, 4 K
Tulane (2/28)	Blown Save(1)/Win (1)	Price, Spencer	1.0, 2 H, 2 R, 2 ER, 2 K	Arkansas State (4/13)	Win (1)	Smith, Cade	2.0 IP, 1 BB, 5 K
vs. Southern Miss	Hold (1)	Johnson, Preston	2.0 IP, 1 H, 1 BB, 6 K	Arkansas State (4/13)	Hold (4)	Johnson, Preston	1.0 IP, 3 K
vs. Southern Miss	Hold (1)	Tullar, Cam	1.0 IP, 2 K	Arkansas State (4/13)	Hold (1)	Stinnett, Parker	1.0 IP, 1 K
vs. Southern Miss	Save (1)	Simmons, Stone	1.0 IP, 1 BB, 3 K	Ole Miss (4/16)	Win (1)	Johnson, Preston	2.0 IP, 1 BB, 4 K
Kent State (3/5)	Win (1)	Smith, Brandon	4.1 IP, 5 K	Ole Miss (4/16)	Save (4)	Sims, Landon	2.0 IP, 1 H, 3 K
Grambling (3/9)	Win (1)	Carmouche, Dylan	1.0 IP, 1 BB, 2 K	Ole Miss (4/18)	Win (2)	Harding, Houston	3.1 IP, 2 H, 3 R, 3 ER, 1 BB, 5 K
Grambling (3/9)	Hold (1)	Self, Riley	1.0 IP, 1 H, 1 K	Ole Miss (4/18)	Hold (4)	Stinnett, Parker	1.0 IP, 1 H, 1 BB
Grambling (3/9)	Hold (2)	Hunt, KC	1.0 IP, 1 K	Ole Miss (4/18)	Hold (2)	Smith, Brandon	1.0 IP, 1 H, 1 R, 1 K
Eastern Michigan (3/13)	Win (2)	Koestler, Carlisle	3.0 IP, 1 H, 2 K	Ole Miss (4/18)	Save (5)	Sims, Landon	1.0 IP, 1 K
Eastern Michigan (3/14)	Hold (1)	Bednar, Will	4.0 IP, 1 H, 7 K	at Vanderbilt (4/24)	Hold (5)	Johnson, Preston	1.1 IP, 2 R, 2 ER, 1 BB, 2 K
Eastern Michigan (3/14)	Save (1)	Sims, Landon	1.0 IP, 3 K	Texas A&M (4/30)	Win (3)	Sims, Landon	3.0 IP, 1 BB, 7 K
Samford (3/16)	Win (2)	Smith, Brandon	1.2 IP, 1 K	Texas A&M-1 (5/1)	Hold (2)	Smith, Brandon	2.0 IP, 2 H, 1 R, 1 ER, 3 BB, 7 K
at LSU (3/19)	Win (2)	Smith, Brandon	3.0 IP, 1 H, 3 K	Texas A&M-1 (5/1)	Hold (3)	Tullar, Cam	0.2 IP, 1 K
at LSU (3/20)	Hold (2)	Johnson, Preston	2.0 IP, 2 BB, 1 K	Texas A&M-1 (5/1)	Save (2)	Simmons, Stone	1.1 IP, 1 BB, 1 K
at LSU (3/20)	Save (2)	Sims, Landon	2.0 IP, 2 H, 2 K	Texas A&M-2 (5/1)	Win (3)	Harding, Houston	5.0 IP, 4 H, 2 BB, 4 K
at LSU (3/21)	Loss (1)	Fristoe, Jackson	4.0 IP, 3 H, 1 R, 1 ER, 2 BB, 6 K	Texas A&M-2 (5/1)	Save (1)	Tullar, Cam	1.2 IP, 2 K
Arkansas (3/27)	Loss (1)	Smith, Brandon	1.0 IP, 4 H, 5 R, 5 ER, 2 BB, 2 K				
Kentucky (4/1)	Hold (1)	Harding, Houston	0.1 IP				
Kentucky (4/2)	Win (2)	Sims, Landon	2.0 IP, 2 H, 2 K				
Kentucky (4/3)	Hold (3)	Johnson, Preston	2.0 IP, 2 H, 1 R, 1 ER, 2 K				
Kentucky (4/3)	Hold (1)	Price, Spencer	0.1 IP				
Kentucky (4/3)	Hold (2)	Tullar, Cam	0.2 IP, 1 K				
Kentucky (4/3)	Save (1)	Stinnett, Parker	1.0 IP, 1 BB, 1 K				

### Individual Relief Breakdown (Statistics include only relief appearances)

Name	Win	Hold/Save	Loss/Blown Save	Name	Win	Hold/Save	Loss/Blown Save	Name	Win	Hold/Save	Loss/Blown Save
Bednar, Will	--	1/--	--/--	Lovett, Xavier	--	1/--	--/--	Smith, Brandon	3	2/1	1/--
Carmouche, Dylan	1	1/--	--/--	Patrick, Chase	--	1/--	--/--	Smith, Cade	1	1/--	--/--
Fristoe, Jackson	--	--/--	1/--	Price, Spencer	1	1/--	--/1	Stinnett, Parker	--	2/1	--/--
Harding, Houston	3	1/--	--/1	Rokose, Davis	--	1/--	--/--	Tepper, Mikey	--	2/--	--/--
Hunt, KC	--	3/--	--/--	Self, Riley	--	1/--	--/--	Tullar, Cam	--	3/1	--/--
Johnson, Preston	1	5/--	--/--	Simmons, Stone	1	--/2	--/--				
Koestler, Carlisle	2	--/--	--/--	Sims, Landon	3	--/5	--/--				



## Media Roster



**2 | KC Hunt**  
RHP | L/R | So./Fr.  
Wycoff, N.J.




**3 | Scotty Dubrule**  
IF | L/R | Gr./Sr.  
Venice, Fla.



**4 | Rowdey Jordan**  
OF | S/R | Sr./Jr.  
Auburn, Ala.




**5 | Tanner Allen**  
OF | L/R | Sr./Jr.  
Theodore, Ala.




**6 | Kamren James**  
IF | R/R | So./Fr.  
Southaven, Miss.



**7 | Brandon Smith**  
RHP | R/R | Jr./So.  
Richland, Miss.



**8 | Drew McGowan**  
OF | L/R | So./Fr.  
Hopkinsville, Ky.



**10 | Josh Hatcher**  
IF/OF | L/L | Sr./Jr.  
Albany, Ga.



**11 | Kellum Clark**  
IF | L/R | Fr./Fr.  
Brandon, Miss.



**12 | Davis Meche**  
IF | L/R | Fr./Fr.  
Lake Charles, La.



**13 | Davis Rokose**  
LHP | L/L | So./Fr.  
Johns Creek, Ga.



**14 | Riley Self**  
RHP | R/R | Gr./Sr.  
Coldwater, Miss.




**15 | Cade Smith**  
RHP | L/R | Fr./Fr.  
Southaven, Miss.



**17 | Stone Simmons**  
RHP | R/R | So./Fr.  
Houston, Texas



**18 | Chase Patrick**  
RHP | R/R | Sr./Jr.  
Ellaville, Ga.



**19 | Logan Tanner**  
C | R/R | So./Fr.  
Lucedale, Miss.




**20 | Luke Hancock**  
C | L/R | Jr./So.  
Houston, Miss.



**23 | Landon Sims**  
RHP | R/R | So./Fr.  
Cumming, Ga.



**24 | Will Bednar**  
RHP | R/R | So./Fr.  
Valencia, Pa.



**25 | Kyte McDonald**  
OF | R/R | So./Fr.  
San Antonio, Texas



**26 | Xavier Lovett**  
RHP | R/R | So./Fr.  
Houston, Texas



**27 | Jackson Fristoe**  
RHP | R/R | Fr./Fr.  
Paducah, Ky.



**28 | Christian MacLeod**  
LHP | L/L | Jr./Fr.  
Huntsville, Ala.



**29 | Carlisle Koestler**  
RHP | R/R | Gr./Sr.  
Vicksburg, Miss.



**31 | Tanner Leggett**  
IF | R/R | Sr./Jr.  
Raymond, Miss.




**32 | Parker Stinnett**  
RHP | R/R | Jr./So.  
Oxford, Miss.



**33 | Brad Cumbest**  
OF | R/R | Jr./So.  
Hurley, Miss.



**34 | Shane Lewis**  
IF | S/R | Fr./Fr.  
Vicksburg, Miss.




**35 | Preston Johnson**  
RHP | R/R | Jr./So.  
Crystal Springs, Miss.



**36 | Brayland Skinner**  
OF | L/L | Sr./So.  
Lake Cormorant, Miss.



**37 | Eric Cerantola**  
RHP | R/R | Jr./So.  
Oakville, Ontario



**38 | Kole Alford**  
LHP | R/L | So./Fr.  
McComb, Miss.



**39 | Mikey Tepper**  
RHP | L/R | Fr./Fr.  
Fort Mill, S.C.



**40 | Jaxen Forrester**  
RHP | R/R | Sr./Jr.  
Spanish Fort, Ala.



**43 | Lane Forsythe**  
IF | R/R | Fr./Fr.  
Humboldt, Tenn.



**44 | Kace Garner**  
C | R/R | Jr./So.  
Brandon, Miss.



**45 | Cam Tullar**  
LHP | R/L | Jr./So.  
Brighton, Mich./



**46 | Austin Reed**  
OF | R/R | Fr./Fr.  
Buckner, Ky.



**47 | Drew Talley**  
RHP | R/R | Sr./Jr.  
Huntsville, Ala.



**48 | Houston Harding**  
LHP | L/L | Sr./Jr.  
Walls, Miss.



**49 | Corbin Grantham**  
OF | R/R | Fr./Fr.  
Gainesville, Fla.



**50 | Brandon Pimentel**  
IF/OF | L/L | Jr./So.  
El Paso, Texas



**51 | Dylan Carmouche**  
LHP | S/L | Fr./Fr.  
Denham Springs, La.



**55 | Spencer Price**  
RHP | R/R | Gr./Sr.  
Olive Branch, Miss.