



MAY 13-15, 2021

131 SEASONS

38 NCAA APPEARANCES

11 COLLEGE WORLD SERIES APPEARANCES

17 MLB FIRST ROUND DRAFT PICKS

2021 Schedule & Results

February (5-2, 0-0 SEC)

State Farm College Baseball Showdown (Arlington, Texas; Globe Life Field)

20	vs. No. 9 Texas (1)	FloBaseball.tv	W, 8-3
21	vs. No. 10 TCU (1)	FloBaseball.tv	L, 2-3
22	vs. No. 3 Texas Tech (1)	FloBaseball.tv	W, 11-5
24	JACKSON STATE	SECN+	W, 7-3
26	TULANE	SECN+	L, 3-7
27	TULANE	SECN+	W, 9-5
28	TULANE	SECN+	W, 5-4

March (12-5, 2-4 SEC)

Trustmark Park (Pearl, Miss.)

2	vs. Southern Miss (2)	--	W, 4-1
5	KENT STATE	SECN+	W, 8-3
6	KENT STATE	SECN+	L, 5-9
7	KENT STATE	SECN+	W, 13-0
9	GRAMBLING	SECN+	W, 10-0
10	LOUISIANA-LAFAYETTE	SECN+	W, 4-0
12	EASTERN MICHIGAN	SECN+	W, 14-0
13	EASTERN MICHIGAN	SECN+	W, 4-1
14	EASTERN MICHIGAN	SECN+	W, 4-1
16	SAMFORD	SECN+	W, 10-2
19	at No. 10 LSU *	SEC Network	W, 6-1
20	at No. 10 LSU *	SECN+	W, 3-0
21	at No. 10 LSU *	SECN+	L, 3-8
24	NORTH ALABAMA	SECN+	W, 18-1
26	No. 1 ARKANSAS *	SECN+	L, 2-8
27	No. 1 ARKANSAS *	SECN+	L, 5-11
28	No. 1 ARKANSAS *	SEC Network	L, 4-6

April (13-3, 10-3 SEC)

1	No. 21 KENTUCKY *	ESPNU	W, 8-1
2	No. 21 KENTUCKY *	SEC Network	W, 3-2
3	No. 21 KENTUCKY *	SECN+	W, 4-3
6	SOUTHERN	SECN+	W, 15-1
9	at Auburn *	SECN+	W, 6-5
10	at Auburn *	SECN+	W, 7-2
11	at Auburn *	SEC Network	W, 19-10
13	ARKANSAS STATE	SECN+	W, 18-10
16	No. 6 OLE MISS *	SEC Network	W, 5-2
17	No. 6 OLE MISS *	SECN+	L, 0-9
18	No. 6 OLE MISS *	SECN+	W, 7-5
20	UAB	SECN+	W, 19-7
23	at No. 3 Vanderbilt *	SEC Network	L, 2-6
24	at No. 3 Vanderbilt *	ESPNU	W, 7-4
25	at No. 3 Vanderbilt *	SECN+	L, 4-7
30	TEXAS A&M *	SECN+	W, 8-7 (12 inn.)

May (5-1, 4-1 SEC)

1	TEXAS A&M *	SECN+	W, 3-2
2	TEXAS A&M *	SEC Network	W, 10-5
5	at The Citadel	ESPN+	W, 10-2
7	at No. 12 South Carolina *	SECN+	W, 9-0
8	at No. 12 South Carolina *	SECN+	W, 9-6
9	at No. 12 South Carolina *	SEC Network	L, 3-4 (11)
13	MISSOURI *	ESPNU	7:30 p.m.
14	MISSOURI *	SECN+	6:30 p.m.
15	MISSOURI *	SECN+	1 p.m.
18	JACKSONVILLE STATE	SECN+	6:30 p.m.
20	at Alabama *	SECN+	6 p.m.
21	at Alabama *	SECN+	6 p.m.
22	at Alabama *	SECN+	1 p.m.

All times central and subject to change

HOME GAMES IN BOLD CAPS | * - Southeastern Conference game
(1) - Globe Life Field; Arlington Texas | (2) - Trustmark Park; Pearl, Miss.

Mississippi State

Record (SEC): 35-11 (16-8)
H/A/N: 23-6 / 9-4 / 3-1
Rankings: Baseball America - 3, CBN - 3
 D1Baseball - 3, NCBWA - 3
 Perfect Game - 2, USA Today - 3

Head Coach: Chris Lemonis
Record at MSU (Yrs.): 99-30 (3rd)
Career Record (Yrs): 240-121-2 (7th)

Batting Average: .282
Runs Per-Game: 7.3
Hits Per-Game: 9.6
Slugging Percentage: .452
ERA: 3.49
K's/BB Ratio: 3.32/1
Batting Average Against: .208

First Year of Baseball: 1885 (131st season)
Program Record: 2,739-1,591-29 (.631)

Missouri

Record (SEC): 12-32 (5-19)
H/A/N: 5-12 / 7-16 / 0-4
Rankings: --

Head Coach: Steve Bieser
Record at UM (Yrs.): 127-104-1 (5th)
Career Record (Yrs): 265-201-1 (9th)

Batting Average: .234
Runs Per-Game: 5.0
Hits Per-Game: 7.6
Slugging Percentage: .342
ERA: 7.41
K's/BB Ratio: 1.23/1
Batting Average Against: .284

The Rotation

Thursday, May 13, 2021

MSU: Christian MacLeod, RHP, Fr. (3Y) 4-3, 3.05 ERA
 UM: Jacob Kush, RHP, Jr. 2-2, 4.95 ERA

Friday, May 14, 2021

MSU: Will Bednar, RHP, Fr. (2Y) 5-1, 3.31 ERA
 UM: Seth Halvorsen, RHP, R-So. 4-2, 6.56 ERA

Saturday, May 15, 2021

MSU: TBA
 UM: Zach Hise, RHP, Fr. 0-7, 6.93 ERA

Gameday Information

Missouri at No. 2 Mississippi State

Dudy Noble Field (Starkville, Miss.)

	Thursday	Friday	Saturday
First Pitch:	7:30 p.m. CT	6:30 p.m. CT	1 p.m. CT
TV:	ESPNU	--	--
Internet Stream:	SEC Network+	SEC Network+	SEC Network+
Radio:	MSU Radio Network (100.9 FM locally)	MSU Radio Network (100.9 FM locally)	MSU Radio Network (100.9 FM locally)
Audio Stream:	HailState.com/plus	HailState.com/plus	HailState.com/plus

What's Inside

- Mississippi State will spend its 12th straight week ranked among the top five by at least one major poll, sitting as high as No. 2 by Perfect Game. **FULL POLLS ON PAGE 6**
- State posted its 10th winning weekend of the season in 12 weekends and collected its sixth SEC series win of the year at No. 12 South Carolina.
- Mississippi State now has two SEC only winning streaks of five-or-more games in 2021 to mark just the seventh time in program history and first since 2000 it won five consecutive conference games twice in a year. **MORE ON PAGE 7**
- On the mound, Mississippi State posted three more double-digit strikeout games in four tries last weekend to move its season total to an NCAA-leading 589 strikeouts. In 46 games this season, State had piled up 10-plus punchouts in 39 of those contests. **MORE ON PAGE 10**
- In SEC play this season, **Landon Sims** has been virtually untouchable. The right-hander has appeared in nine games - eight of which MSU has won - and allowed just one run in 20 1/3 innings (0.44 ERA). **MORE ON PAGE 10**

- Tanner Allen** sits among the top 50 nationally in hits, runs scored and RBIs, Allen has been at his best in the SEC as he leads all conference hitters with a .406 batting average, is No. 2 in hits in conference play (39) and RBIs (27), and ranks No. 4 in runs (24). **MORE ON PAGE 8**
- Starting pitchers **Christian MacLeod** and **Will Bednar** became the 97th and 98th Diamond Dawgs, respectively, to reach the 100-strikeout mark for a career. **MORE ON PAGE 9**
- Head coach **Chris Lemonis** sits at 99 wins at Mississippi State (129 games coached) and looks to become the fastest head coach in program history to reach the 100-win mark. **Pat McMahon** reached the 100-win mark in his 146th career game as head coach, while **Ron Polk** took 150 games to reach the 100-win mark.
- With its shutout victory over the Gamecocks on Friday night, Mississippi State locked up a spot at the SEC Tournament in Hoover, Alabama.

What's Inside

P2	Roster & Quick Facts	P7-11	News & Notes	P12-13	The Last Time...
P3	Inside the Series/Probable Starters	7	Multi Games/Streaks	12	Home Run Tracker
3	Career Hitting Superlatives	8	State to The Show	13	Exit Velocities
P4	Head coach Chris Lemonis	9	Honors Tracker	P14-20	2021 Statistics
P5	SEC Update/National Polls	10		19	National Rankings
P6	Mississippi State When.../How It Was Won	11		20	Pen Production
				P21	Dudy Noble Field



2021 Roster

Numerical

#	Name	Pos.	B/T	Ht.	Wt.	Cl./Exp.	Hometown/High School (Previous School)
2	KC Hunt	RHP	L/R	6-3	200	So./Fr.	Wycoff, N.J./Ramapo
3	Scotty Dubrule	IF	L/R	5-10	175	Gr./Sr.	Venice, Fla./Venice (Jacksonville)
4	Rowdey Jordan	OF	S/R	5-10	190	Sr./Jr.	Auburn, Ala./Auburn
5	Tanner Allen	OF	L/R	5-11	190	Sr./Jr.	Theodore, Ala./UMS- Wright Prep
6	Kamren James	IF	R/R	6-2	205	So./Fr.	Southaven, Miss./DeSoto Central
7	Brandon Smith	RHP	R/R	6-3	220	Jr./So.	Richland, Miss./Richland
8	Drew McGowan	OF	L/R	6-1	180	So./Fr.	Hopkinsville, Ky./University Heights Academy
10	Josh Hatcher	IF/OF	L/L	6-2	200	Sr./Jr.	Albany, Ga./Lee County
11	Kellum Clark	IF	L/R	6-4	205	Fr./Fr.	Brandon, Miss./Brandon
12	Davis Meche	IF	L/R	5-10	165	Fr./Fr.	Lake Charles, La./Barbe
13	Davis Rokose	LHP	L/L	6-0	205	So./Fr.	Johns Creek, Ga./Chattahoochee
14	Riley Self	RHP	R/R	6-4	230	Gr./Sr.	Coldwater, Miss./Magnolia Heights School
15	Cade Smith	RHP	L/R	6-1	190	Fr./Fr.	Southaven, Miss./DeSoto Central
17	Stone Simmons	RHP	R/R	6-4	235	So./Fr.	Houston, Texas/ The Kinkaid School (Furman)
18	Chase Patrick	RHP	R/R	5-9	170	So./Fr.	Ellaville, Ga./Schley County (Chattahoochee C.C.)
19	Logan Tanner	C	R/R	6-0	230	So./Fr.	Lucedale, Miss./George County
20	Luke Hancock	C	L/R	5-11	195	Jr./So.	Houston, Miss./Houston
23	Landon Sims	RHP	R/R	6-2	235	So./Fr.	Cumming, Ga./South Forsythe
24	Will Bednar	RHP	R/R	6-2	235	So./Fr.	Valencia, Pa./Mars Area
25	Kyte McDonald	OF	R/R	5-10	180	So./Fr.	San Antonio, Texas/ Antonian
26	Xavier Lovett	RHP	R/R	5-11	185	So./Fr.	Houston, Texas/ Westfield
27	Jackson Fristoe	RHP	R/R	6-4	210	Fr./Fr.	Paducah, Ky./Paducah Tilghman
28	Christian MacLeod	LHP	L/L	6-4	220	Jr./Fr.	Huntsville, Ala./Huntsville
29	Carlisle Koestler	RHP	R/R	5-11	190	Gr./Sr.	Vicksburg, Miss./Warren Central (Southeastern Louisiana)
31	Tanner Leggett	IF	R/R	5-10	155	Sr./Jr.	Raymond, Miss./Central Hinds Academy (Northwest Mississippi C.C.)
32	Parker Stinnett	RHP	R/R	6-1	190	Jr./So.	Oxford, Miss./Oxford (Northwest Mississippi C.C.)
33	Brad Cumbest	OF	R/R	6-5	250	Jr./So.	Hurley, Miss./East Central
35	Preston Johnson	RHP	R/R	6-4	250	Jr./So.	Crystal Springs, Miss./Copiah Academy (Hinds C.C.)
36	Brayland Skinner	OF	L/L	5-10	175	Sr./So.	Lake Cormorant, Miss./Lake Cormorant (Northwest Mississippi C.C.)
37	Eric Cerantola	RHP	R/R	6-5	225	Jr./So.	Oakville, Ontario/Ecole Secondaire Catholique Sainte-Trinite
39	Mikey Tepper	RHP	L/R	6-0	210	Fr./Fr.	Fort Mill, S.C./Fort Mill
40	Jaxen Forrester	RHP	R/R	6-0	195	Sr./Jr.	Spanish Fort, Ala./Spanish Fort (East Mississippi C.C.)
43	Lane Forsythe	IF	R/R	5-10	170	Fr./Fr.	Humboldt, Tenn./Trinity Christian Academy
44	Kace Garner	C	R/R	6-1	195	Jr./So.	Brandon, Miss./ Northwest Rankin (Meridian C.C.)
45	Cam Tullar	LHP	R/L	6-1	215	Jr./So.	Brighton, Mich./Brighton (Wabash Valley (Ill.) College)
47	Drew Talley	RHP	R/R	6-3	220	Sr./Jr.	Huntsville, Ala./Huntsville (Wallace State C.C.-Hanceville)
48	Houston Harding	LHP	L/L	6-1	230	Sr./Jr.	Walls, Miss./Evangelical Christian School (Itawamba C.C.)
50	Brandon Pimentel	IF/OF	L/L	6-3	220	Jr./So.	El Paso, Texas/Socorro (Howard C.C.)
51	Dylan Carmouche	LHP	S/L	6-5	225	Fr./Fr.	Denham Springs, La./LSU Laboratory
55	Spencer Price	RHP	R/R	6-2	235	Gr./Sr.	Olive Branch, Miss./DeSoto Central (Meridian C.C.)

22 Chris Lemonis - Head Coach (Third Season at Mississippi State, Sixth Overall; The Citadel, 1992)

21 Jake Gautreau - Assistant Coach (Fourth Season; Tulane, 2011)

42 Scott Foxhall - Assistant Coach (Third Season; College of Charleston, 2004)

0 Kyle Cheesebrough - Volunteer Assistant Coach (Third Season; Louisville, 2010)

Alphabetical

#	Name	Pos.	B/T	Ht.	Wt.	Cl./Exp.
5	Allen, Tanner	OF	L/R	5-11	190	Sr./Jr.
24	Bednar, Will	RHP	R/R	6-2	235	So./Fr.
51	Carmouche, Dylan	LHP	S/L	6-5	225	Fr./Fr.
37	Cerantola, Eric	RHP	R/R	6-5	225	Jr./So.
0	Cheesebrough, Kyle	Assistant Coach				
11	Clark, Kellum	IF	L/R	6-4	205	Fr./Fr.
33	Cumbest, Brad	OF	R/R	6-5	250	Jr./So.
3	Dubrule, Scotty	IF	L/R	5-10	175	Gr./Sr.
40	Forrester, Jaxen	RHP	R/R	6-0	195	Sr./Jr.
43	Forsythe, Lane	IF	R/R	5-10	170	Fr./Fr.
42	Foxhall, Scott	Assistant Coach				
27	Fristoe, Jackson	RHP	R/R	6-4	210	Fr./Fr.
44	Garner, Kace	C	R/R	6-1	195	Jr./So.
21	Gautreau, Jake	Assistant Coach				
20	Hancock, Luke	C	L/R	5-11	195	Jr./So.
48	Harding, Houston	LHP	L/L	6-1	230	Sr./Jr.
10	Hatcher, Josh	IF/OF	L/L	6-2	200	Sr./Jr.
2	Hunt, KC	RHP	L/R	6-3	200	So./Fr.
6	James, Kamren	IF	R/R	6-2	205	So./Fr.
35	Johnson, Preston	RHP	R/R	6-4	250	Jr./So.
4	Jordan, Rowdey	OF	S/R	5-10	190	Sr./Jr.
29	Koestler, Carlisle	RHP	R/R	5-11	190	Gr./Sr.
31	Leggett, Tanner	IF	R/R	5-10	155	Sr./Jr.
22	Lemonis, Chris	Head Coach				
26	Lovett, Xavier	RHP	R/R	5-11	185	So./Fr.
28	MacLeod, Christian	LHP	L/L	6-4	220	Jr./Fr.
25	McDonald, Kyte	OF	R/R	5-10	180	So./Fr.
8	McGowan, Drew	OF	L/R	6-1	180	So./Fr.
12	Meche, Davis	IF	L/R	5-10	165	Fr./Fr.
18	Patrick, Chase	RHP	R/R	5-9	170	Sr./Jr.
50	Pimentel, Brandon	IF/OF	L/L	6-3	220	Jr./So.
55	Price, Spencer	RHP	R/R	6-2	235	Gr./Sr.
13	Rokose, Davis	LHP	L/L	6-0	205	So./Fr.
14	Self, Riley	RHP	R/R	6-4	230	Gr./Sr.
17	Simmons, Stone	RHP	R/R	6-4	235	So./Fr.
23	Sims, Landon	RHP	R/R	6-2	235	So./Fr.
36	Skinner, Brayland	OF	L/L	5-10	175	Sr./So.
7	Smith, Brandon	RHP	R/R	6-3	220	Jr./So.
15	Smith, Cade	RHP	L/R	6-1	190	Fr./Fr.
32	Stinnett, Parker	RHP	R/R	6-1	190	Jr./So.
47	Talley, Drew	RHP	R/R	6-3	220	Sr./Jr.
19	Tanner, Logan	C	R/R	6-0	230	So./Fr.
39	Tepper, Mikey	RHP	L/R	6-0	210	Fr./Fr.
45	Tullar, Cam	LHP	R/L	6-1	215	Jr./So.

Pronunciation Guide

Dylan Carmouche	car-MOO-sh
Eric Cerantola	Sare-an-TOE-la
Scotty Dubrule	Duh-bruul
Jaxen Forrester	Jackson Forest-er
Jake Gautreau	Go-TRO (long o)
Rowdey Jordan	Rouw-D
Carlisle Koestler	Car-lie-ul Kess-lur
Chris Lemonis	Luh-MOE-niss
Xavier Lovett	Pronounce the X
Christian MacLeod	Mc-CLOUD
Davis Meche	Mesh
Brandon Pimentel	Pim-in-tell
Davis Rokose	Row-cohs
Mikey Tepper	Mike-EE
Cam Tullar	TUH-lur

Program Quick Facts

School Information

Location	Starkville, Mississippi
Founded	1878
Enrollment	22,226
President	Dr. Mark E. Keenum
Faculty Representative	Dr. Steven Turner
Director of Athletics	John Cohen
Twitter	@JohnCohenAD
Affiliation	NCAA Division I
Conference	Southeastern - Western Division
Nickname	Bulldogs
Colors	Maroon and White

Stadium

Name	Dudy Noble Field, Polk-DeMent Stadium
Capacity	15,000+
Field Dimensions	Left-330, Left Center-385, Center-400, Right Center-380, Right-305

2020 Team Information

Overall Record (SEC; Finish)	12-4 (--)
Home/Away/Neutral	10-2/1-2/2-0
Postseason	--
Lettermen Returning/Lost	24/7
Position Starters Returning/Lost	8/2
Pitchers Returning/Lost	12/2
Newcomers	19 (10 Freshmen, 9 Transfers)

Program Information

First Year of Baseball	1885 (131st season)
First Year in SEC	1933 (Charter Member)
All-Time Record (Win %)	2,739-1,591-29 (.631)
All-Time SEC Record (Win %)	975-829-3 (.540)
SEC Championships (Last)	11 (2016)
SEC Tournament Championships (Last)	7 (2012)
NCAA Tournaments (Last)	38 (2019)
NCAA Super Regionals (Last)	9 (2019)
College World Series (Last)	11 (2019)

Scorecard Summaries

2021 statistics listed | Probable starters based on previous games

Pos.	Name	Elg.	B/T	Ht./Wt.	Avg.	R	H	RBI	Notes
C	Logan Tanner	Fr. (2Y)	R/R	6-0/230	.293	32	48	37	First collegiate hit was a home run; Hit .500 with two three-hit games at South Carolina; Team best 10 home runs; Has thrown out nine of 24 potential base stealers (38%); His 15 stolen bases are the fewest in the SEC (min. 20 attempts against)
1B	Luke Hancock	So.	L/R	5-11/195	.263	30	41	43	Hit walk-off grand slam in middle game vs. Tulane (2/27); Hit two home runs against Samford (3/16); Career on-base percentage of .408
2B	Scotty Dubrule	Gr.	L/R	5-10/175	.278	32	40	20	NCAA career active leader in hits (289) and games played (242); Owns 11 multi-hit games in 2021
SS	Lane Forsythe	Fr.	R/R	5-10/170	.271	22	32	14	Made first career start against Kent State (3/7) and capped no-hitter with over-the-shoulder grab for final out
3B	Tanner Leggett	Jr.	R/R	5-10/155	.231	13	15	6	Hit first career HR vs. UAB (4/20); Has seen time at all four infield positions in 2021
LF	Brad Cumbest	So.	R/R	6-5/250	.338	15	24	14	Went 3-for-4 with three runs scored and three RBIs in series finale vs. Texas A&M; Driven in at least on RBI in four of the last six games
CF	Rowdey Jordan	Jr.	S/R	5-10/190	.318	52	55	31	Owns 211 career hits and 22 home runs; Career batting average of .308; Made 179 career starts in the outfield
RF	Tanner Allen	Jr.	L/R	5-11/190	.379	50	66	46	Averaging 1.3 hits, 1.2 runs per game and 1.0 BB/HBP per game in SEC play to go along with a .344 average and .581 slugging percentage
DH	Kamren James	Fr. (2Y)	R/R	6-2/205	.287	33	47	45	Career .330 hitter with 247 hits, 162 RBIs and 154 runs scored; Has hit over .400 against four of eight SEC opponents in 2021; Only SEC hitter with a .300 average and top-15 ranking in the conference in runs scored, hits and RBIs (overall and SEC only)
Has at least one RBI in 22 games this season; Tabbed SEC Newcomer of the Week after hitting .467 during week eight (Southern, at Auburn)									

Pitching Probables

* - Game started



28 | Christian MacLeod | Fr. (3Y) | LHP

Quick Stats
W-L ERA BAA IP SO/BB
2021 4-3 3.05 .218 56.0 79/20
Career 8-3 2.45 .195 77.0 114/26

Last Three Appearances
4/23/21 at No. 3 Vanderbilt * L, 2-6 3.2 IP, 4 H, 4 R, 4 ER, 4 BB, 7 K (Loss)
4/30/21 Texas A&M * W, 8-7 (12) 4.0 IP, 7 H, 3 R, 2 ER, 3 K (ND)
5/7/21 at No. 12 South Carolina * W, 9-0 7.0 IP, 1 H, 2 BB, 6 K (Win)



24 | Will Bednar | Fr. (2Y) | RHP

Quick Stats
W-L ERA BAA IP SO/BB
2021 5-1 3.31 .219 49.0 80/12
Career 5-1 2.94 .205 64.1 103/18

Last Three Appearances
4/17/21 No. 6 Ole Miss * L, 0-9 3.0 IP, 7 H, 6 R, 6 ER, 2 BB, 4 K (Loss)
4/24/21 at No. 3 Vanderbilt * W, 7-4 5.0 IP, 3 H, 1 R, 1 ER, 3 BB, 8 K (Win)
5/8/21 at No. 12 South Carolina * W, 9-6 6.0 IP, 5 H, 1 R, 1 ER, 3 BB, 7 K (Win)

TBA

Career Situational Statistics

Runners On Base (H-AB)						
Name	'18	'19	'20	'21	Total	Avg.
Allen, Tanner	48-143	55-152	5-16	34-97	142-408	.348
Clark, Kellum	--	--	--	3-10	3-10	.300
Cumbest, Brad	--	11-28	1-8	10-43	22-79	.278
Dubrule, Scotty	--	--	--	24-67	24-67	.358
Forsythe, Lane	--	--	--	19-51	19-51	.373
Garner, Kace	--	--	--	2-9	2-9	.222
Hancock, Luke	--	8-18	3-11	27-82	38-111	.342
Hatcher, Josh	19-92	20-56	6-28	14-61	59-237	.249
James, Kamren	--	--	10-29	29-91	39-120	.325
Jordan, Rowdey	34-102	44-142	7-21	20-66	105-331	.317
Leggett, Tanner	--	--	1-7	7-34	8-41	.195
McDonald, Kyte	--	--	--	4-10	4-10	.400
McGowan, Drew	--	--	0-4	4-21	4-25	.160
Meche, Davis	--	--	--	2-8	2-8	.250
Pimentel, Brandon	--	--	8-30	3-8	11-38	.289
Skinner, Brayland	--	--	--	8-32	8-32	.250
Tanner, Logan	--	--	5-23	23-78	28-101	.277
TOTAL					518-1,678	.309

Runners in Scoring Position (H-AB)						
Name	2018	2019	2020	2021	Total	Avg.
Allen, Tanner	26-92	36-101	3-9	18-51	83-253	.328
Clark, Kellum	--	--	--	2-6	2-6	.333
Cumbest, Brad	--	6-17	0-4	6-23	12-44	.273
Dubrule, Scotty	--	--	--	15-38	15-38	.395
Forsythe, Lane	--	--	--	12-34	12-34	.353
Garner, Kace	--	--	--	2-6	2-6	.333
Hancock, Luke	--	9-25	2-6	19-54	30-85	.353
Hatcher, Josh	9-52	15-34	3-17	4-31	31-134	.231
James, Kamren	--	--	7-16	16-47	23-63	.365
Jordan, Rowdey	17-57	28-82	5-13	14-45	64-197	.325
Leggett, Tanner	--	--	0-3	1-16	1-19	.053
McDonald, Kyte	--	--	--	2-7	2-7	.286
McGowan, Drew	--	--	0-1	3-10	3-11	.273
Meche, Davis	--	--	--	1-5	1-5	.200
Pimentel, Brandon	--	--	5-16	3-4	8-20	.400
Skinner, Brayland	--	--	--	8-24	8-24	.333
Tanner, Logan	--	--	3-15	16-47	19-62	.306
TOTAL					316-1,008	.313

Inside The Series

Scouting The Opponent

- Missouri enters the weekend series with a 12-32 overall record and a 5-19 mark in SEC play. The Tigers wrap up SEC play against a pair of SEC West opponents in MSU and Auburn.
- As an offense, Missouri is hitting .234 as a team with 5.0 runs per game and 7.6 hits per contest. The Tigers have 28 home runs and a .327 on-base percentage.
- The pitching staff owns a 7.41 ERA and opponents hit .284 against the staff. In 375 innings of work, Tiger pitchers have 358 strikeouts and 289 walks.
- Andrew Keefer leads the team with a .294 batting average and 42 hits. His 18 RBIs are tied for No. 2 on the team, as are his 22 runs scored in 40 starts.
- Seth Halvorsen leads the starting pitchers with 59 innings pitched and a 6.56 ERA. He has 61 punchouts to 51 walks and holds opposing hitters to a .265 average.

Series Notes

- Mississippi State and Missouri will meet for the 12th time to open its weekend series on Thursday, with State winning nine of the 11 all-time meetings.

Overall

Mississippi State leads 9-2

SEC Tournament:

Mississippi State leads 1-0

NCAA Tournament:

Mississippi State leads 1-0
- The first two meetings between the two teams came in Starkville

In Starkville

Mississippi State leads 4-0

In Columbia

Mississippi State leads 4-2

Neutral Site

Mississippi State leads 1-0
- The two teams never met in the regular season prior to its 2014 Southeastern Conference series, which State swept in Columbia, Missouri.
- Of the previous 11 meetings, five have taken extra innings, including the longest game played in program history at 17 innings. That record was equaled at the 2019 SEC Tournament with a 17-inning game against LSU.

Series History

Date	Location	Rankings		Result
		MSU	UM	
5/31/2003 !	Starkville, Miss.	16	--	W, 10-5
5/21/2013 #	Hoover, Ala.	16	--	W, 2-1 (17)
4/18/2014	Columbia, Mo.	24	--	W, 3-2 (11)
4/19/2014	Columbia, Mo.	24	--	W, 6-2
4/20/2014	Columbia, Mo.	24	--	W, 9-7 (11)
5/5/2016	Starkville, Miss.	3	--	W, 8-2
5/6/2016	Starkville, Miss.	3	--	W, 4-3
5/7/2016	Starkville, Miss.	3	--	W, 3-1
3/23/2018	Columbia, Mo.	--	--	L, 1-4
3/24/2018	Columbia, Mo.	--	--	W, 3-1 (15)
3/25/2018	Columbia, Mo.	--	--	L, 4-5 (11)

Rankings from Baseball America | # - SEC Tournament | ! - NCAA Tournament



CHRIS LEMONIS

22 HEAD COACH (THIRD SEASON)

MYRTLE BEACH, S.C.

ALMA MATER: THE CITADEL, 1992



After arguably the most successful first year by a Southeastern Conference head baseball coach in conference history, Chris Lemonis begins his third season as the leader of the Mississippi State baseball program.

The 18th head coach in the storied history of the program, a journey of nearly 40 years came full circle when he was introduced on June 25, 2018 on Adkerson Plaza inside Dudy Noble Field. The son of a 1973 State graduate, Lemonis resided in Starkville as a child and now leads one of the perennial powerhouses in college baseball.

In his first season at the helm of the Diamond Dawgs, Lemonis became the winningest first-year head coach in SEC history and in the process led the 2019 edition to the second-most victories in program history at 52 (54; 1989). The 40 victories over MSU's first 50 games marked the third-most in the first 50 games of a season in program history and set the tone for State's second straight trip to the College World Series.

Lemonis became one of just three SEC head coaches to advance to the College World Series in their inaugural season in the conference, joining Jake Gibbs (Ole Miss, 1972) and fellow Diamond Dawg skipper Pat McMahon (Mississippi State, 1998).

Over his first two seasons, five Diamond Dawgs earned All-America honors and a trio of pitchers have garnered national specialty awards. Left-handed pitcher Ethan Small was tabbed the 2019 National Pitcher of the Year (College Baseball Foundation; American Baseball Coaches Association), while right-handed pitcher JT Ginn (2019) and left-handed pitcher Christian MacLeod (2020) earned back-to-back National Freshman of the Year honors. Ginn and Small each earned specialty awards from the SEC, as well, grabbing the conference's Freshman and Pitcher of the Year, respectively, in 2019.

After a school-record-tying 11 Diamond Dawgs heard their names called in the 2019 Major League Baseball First Year Player Draft, State tied for the most players drafted in the first two rounds of the 2020 MLB event. Small became the 15th Diamond Dawg taken in the first round of the MLB Draft in 2019, while Justin Foscue and Jordan Westburg each went in the first round of the 2020 event.

Owning a head coaching record of 205-110-2, Lemonis was also a part of nearly 800 wins as an assistant coach and three trips to the College World Series. During his time at Indiana, Lemonis' teams averaged 35.3 wins per season, including a 40-win campaign during his final season in Bloomington. He averaged 39.2 victories per year during his career in an assistant role (784 wins), bolstered by a 44.9 wins-per-season average at Louisville. The Cardinals were college baseball's winningest program during that eight-year span and made the program's first three trips to Omaha.

Lemonis not only understands what it takes to get to Omaha as a coach but also as a student-athlete. A 1992 graduate of The Citadel, Lemonis added a 1990 appearance in the College World Series as a student-athlete. The appearance makes The Citadel one of just three schools in Southern Conference history (Duke, Wake Forest) and only current member of the conference to advance to Omaha.

One of the top recruiters and player development coaches in the country, Lemonis has seen success at every coaching stop. After helping his alma mater, The Citadel, to five NCAA Regional appearances in 12 seasons as an assistant coach, Lemonis joined college teammate Dan McDonald's staff at Louisville and quickly turned the Cardinals into a consistent Omaha contender.

After helping Louisville to seven postseason berths in eight years, the 2013 American Baseball Coaches Association/Baseball America Assistant Coach of the Year headed to Indiana to take his first head coaching job with the Hoosier program in 2015.

In each of his head coaching stops, Lemonis has led his team to the NCAA postseason in his first season at the helm. He helped the Hoosiers into the NCAA Tournament field during his initial season in Bloomington, before he guided Mississippi State to the College World Series in 2019 — his first season in Starkville.

Overall, Lemonis enters his 27th season as a collegiate coach in 2021, making one College World Series appearance as a head coach, taking three trips to Omaha as an assistant, earning 16 NCAA tournament berths and aiding in four 50-win seasons. His pupils have earned 30 All-America honors, 15 Freshman All-America laurels and 82 have signed professional baseball contracts, with 17 getting the call up to Major League Baseball.

RECRUITING AND DEVELOPMENT

Widely regarded as one of the elite recruiters and developers of talent in all of college baseball, a total of 95 student-athletes have been selected in the Major League Baseball Draft under Lemonis' watch, with 17 of those reaching the highest level of professional baseball.

Since arriving at Louisville for the 2006-07 academic year, Lemonis has been a part of 13 nationally-ranked recruiting classes, including his first three classes at MSU. His initial Bulldog recruiting class was tabbed as the No. 12 class nationally by Baseball America and Perfect Game, while it earned the No. 9 ranking from Collegiate Baseball Newspaper. In 2019, he and his staff brought in another top-10 ranked class, finishing as high as No. 6 by Baseball America.

Over his first two seasons in Starkville, Lemonis has tutored 14 picks in the MLB First Year Player Draft, including three first rounders and one second rounder. Sixteen of Lemonis' Indiana players were taken in the MLB Draft in his final four years in Bloomington and 14 signed professional contracts. He also recruited and coached nine of the Hoosier's school-record 10 MLB Draft choices in 2019.

From 2007-14, Lemonis saw seven-straight classes ranked among the top-30 nationally, including the No. 12 national class for the 2011 recruiting cycle. In 2017, Baseball America revisited the Cardinals' 2013 class, re-ranking it No. 2 in the nation after the on-field success under Lemonis' watch. In 2018, the publication tabbed an un-ranked 2014 recruiting class — which included 2015 National Freshman of the Year and 2017 Golden Spikes Award winner Brendan McKay — as the No. 1 class in the publication's re-rankings.

Lemonis mentored and or recruited 47 student-athletes that signed professional contracts after being selected in the MLB Draft during his eight years as the top assistant and recruiting coordinator at Louisville, including a school-record 10 selections in the 2010 MLB Draft. He helped produce 10 first or second round draft choices over a seven-year span.

To date, 15 Cardinals who were recruited by and played for Lemonis have gone on to reach the big leagues. Those players include Nick Burdi, Adam Duvall, Chris Dominguez, Cody Ege, Adam Engel, Chad Green, Dean Kiekhefer, Matt Koch, Trystan Magnuson, Justin Marks, Kyle McGrath, Brendan McKay, B.J. Rosenberg, Nick Solak and Tony Zych. Over \$28 million in signing bonuses were accrued by Lemonis' Louisville draftees.

MISSISSIPPI STATE

Inheriting a team that is coming off of a trip to the College World Series doesn't always translate into immediate success, but Lemonis was able to build off that momentum as he began writing his chapter in Mississippi State history.

The 2020 squad was off to a 12-4 start with two wins each over Oregon State and No. 2 Texas Tech, before the season was shut down due to the COVID-19 pandemic. Though many publications didn't hand out postseason honors, Collegiate Baseball Newspaper tabbed left-handed pitcher Christian MacLeod the Co-National Freshman of the Year.

Along with the second-most single-season victories (52) during the 2019 season, his team also posted the second-best 20-, 30- and 40-game starts (18-2, 25-5, 32-8) in program history. He joined Pat McMahon as the only two Diamond Dawg dugout bosses to lead the program to the College World Series in their initial campaign and his 52 wins were the most by a first-year SEC head coach in the conference's history.

State saw four student-athletes earn first-team All-SEC, tying for the fourth-most selections in a single season in program history behind the five selections in 1949, 1971 and 1977. Ethan Small posted one of the most dominant seasons on the mound in program history, leading the nation in strikeouts and earning National and Southeastern Conference Pitcher of the Year honors. Right-handed pitcher JT Ginn was tabbed National Freshman of the Year and Southeastern Conference Freshman of the Year.

Along with Small, Tanner Allen, Justin Foscue and Jake Mangum each earned top honors from the SEC, and Foscue, Mangum and Small each grabbed at least one first-team All-America honor. Small became Mississippi State's seventh unanimous first-team All-American, joining Jeff Brantley (1985) and Chris Stratton (2012) as the only pitchers to accomplish the feat.

On the team side of things, State's offense led the nation in doubles to mark the first time in program history the Diamond Dawgs led the NCAA in an offensive or pitching category. The 166 doubles set a school record and rank No. 4 all-time in SEC history.

Personal

Hometown:	Myrtle Beach, S.C.
Wife:	Jill
Children:	Marissa & Mackenzie
College:	The Citadel, 1992

Coaching Career

2019-	Mississippi State Head Coach
2015-18	Indiana Head Coach
2007-14	Louisville Assistant Coach
2003-06	The Citadel Associate Head Coach
1995-2002	The Citadel Assistant Coach

Lemonis Year-by-Year

As a Head Coach		* - NCAA postseason canceled	
	School	Record	Postseason
2021	Mississippi State	33-10	---
2020 *	Mississippi State	12-4	---
2019	Mississippi State	52-15	College World Series
2018	Indiana	40-19	NCAA Regional
2017	Indiana	34-24-2	NCAA Regional
2016	Indiana	32-24	---
2015	Indiana	35-24	NCAA Regional
at MSU	3rd Season	99-30	1 College World Series
Career	7th Season	238-121-2	4 NCAA Regionals
			1 Super Regional, 1 College World Series

As an Assistant Coach

	School	Record	Postseason
2014	Louisville	50-17	College World Series
2013	Louisville	51-14	College World Series
2012	Louisville	41-22	NCAA Regional
2011	Louisville	32-29	---
2010	Louisville	50-14	NCAA Regional
2009	Louisville	47-18	NCAA Super Regional
2008	Louisville	41-21	NCAA Regional
2007	Louisville	47-24	College World Series
2006	The Citadel	34-27	---
2005	The Citadel	25-34	---
2004	The Citadel	39-28	NCAA Regional
2003	The Citadel	32-25	---
2002	The Citadel	31-26	---
2001	The Citadel	38-24	NCAA Regional
2000	The Citadel	39-20	---
1999	The Citadel	41-20	NCAA Regional
1998	The Citadel	37-24	NCAA Regional
1997	The Citadel	37-21	---
1996	The Citadel	33-26	---
1995	The Citadel	39-21	NCAA Regional
Totals	20 Seasons	784-455	15 NCAA Regionals
			Four NCAA Super Regionals, Three College World Series





SEC Update

Standings

	Western Division										
	SEC	Pct.	GB	Division	Overall	Pct.	Home	Away	Neutral	L10	Streak
Arkansas	17-7	.708	-	13-5	37-9	.804	23-5	11-4	3-0	7-3	W2
Mississippi State	16-8	.667	1.0	10-5	35-11	.761	23-6	9-4	3-1	7-3	L1
Ole Miss	14-10	.583	3.0	10-8	34-14	.708	25-7	6-7	3-0	7-3	W1
Alabama	11-12	.478	5.5	6-6	28-17	.622	19-10	9-7	0-0	6-4	L2
LSU	9-15	.375	8.0	6-6	30-18	.625	22-12	8-6	0-0	6-4	W1
Texas A&M	7-17	.292	10.0	3-9	27-23	.540	20-11	4-11	3-1	5-5	W1
Auburn	6-18	.250	11.0	3-12	20-24	.454	12-13	7-9	1-2	4-6	L1
	Eastern Division										
	SEC	Pct.	GB	Division	Overall	Pct.	Home	Away	Neutral	L10	Streak
Tennessee	17-7	.708	-	10-5	38-11	.776	24-7	14-4	0-0	7-3	W5
Vanderbilt	16-7	.696	0.5	9-6	35-10	.778	24-5	11-5	0-0	6-4	W3
Florida	15-9	.625	2.0	8-7	33-15	.688	26-6	7-9	0-0	6-4	L1
South Carolina	12-12	.500	5.0	8-4	28-18	.609	20-6	7-11	1-1	3-7	L1
Georgia	11-13	.458	6.0	8-7	28-18	.609	19-11	9-7	0-0	4-6	L1
Kentucky	11-13	.458	6.0	5-7	27-17	.614	21-10	6-7	0-0	5-5	L2
Missouri	5-19	.208	12.0	3-15	12-32	.273	5-12	7-16	0-4	1-9	L9

Schedule/Results

all times central

Tuesday, May 11

Clemson 7, South Carolina 2
 Stetson 6, Florida 1
 Tennessee 10, Tennessee Tech 8
 Arkansas 8, Arkansas State 4
 LSU 16, Louisiana Tech 8
 Vanderbilt 3, North Alabama 2

Wednesday, May 12

at Ole Miss 9, Little Rock 4
 at Samford 6, Auburn 1

Thursday, May 13

Missouri at Mississippi State 7:30 p.m. (ESPNU)

Friday, May 14

Arkansas at Tennessee 5:30 p.m. (SECN+)
 Georgia at Florida 5:30 p.m. (SECN+)
 South Carolina at Kentucky 5:30 p.m. (SECN+)
 Texas A&M at Auburn 6 p.m. (SECN+)
 Vanderbilt at Ole Miss 6 p.m. (SECN)
 Missouri at Mississippi State 6:30 p.m. (SECN+)
 Alabama at LSU 7 p.m. (SECN+)

Saturday, May 15

Arkansas at Tennessee 11 a.m. (SECN)
 South Carolina at Kentucky 1 p.m. (SECN+)
 Missouri at Mississippi State 1 p.m. (SECN+)
 Texas A&M at Auburn 2 p.m. (SECN+)
 Alabama at LSU 2 p.m. (SECN)
 Vanderbilt at Ole Miss 4 p.m. (SECN+)
 Georgia at Florida 5:30 p.m. (SECN+)

Sunday, May 16

Georgia at Florida 11 a.m. (SECN)
 Arkansas at Tennessee 12 p.m. (SECN+)
 South Carolina at Kentucky 12 p.m. (SECN+)
 Texas A&M at Auburn 1 p.m. (SECN+)
 Alabama at LSU 2 p.m. (SECN+)
 Vanderbilt at Ole Miss 2 p.m. (SECN)

Week-by-Week Polls

Week	BA	CB	D1	BW	PG	USA	RPI
Preseason	8	9	7	7	12	7	--
Week 2 - Feb. 23	8	12	5	6	8	--	--
Week 3 - March 1	2	10	3	5	6	6	--
Week 4 - March 8	2	8	3	4	5	4	--
Week 5 - March 15	2	6	3	3	3	3	27
Week 6 - March 22	2	6	3	2	2	4	12
Week 7 - March 29	5	12	8	8	13	7	25
Week 8 - April 5	4	12	5	6	8	5	11
Week 9 - April 12	3	11	4	5	6	4	10
Week 10 - April 19	2	4	4	4	4	4	10
Week 11 - April 26	4	4	6	5	5	5	6
Week 12 - May 3	4	4	4	4	2	4	2
Week 13 - May 10	3	3	3	3	2	3	2

BA - Baseball America, CB - Collegiate Baseball Newspaper, D1 - D1Baseball,
 BW - National Collegiate Baseball Writers Association, PG - Perfect Game,
 USA - USA Today Coaches Poll, RPI - NCAA RPI

(--) - No poll/RPI released by the publication.

In The Polls

Baseball America				Collegiate Baseball				D1Baseball				NCBWA				Perfect Game				USA Today/Coaches			
1.	Arkansas	36-9	1	1.	Arkansas	36-9	1	1.	Arkansas	36-9	1	1.	Arkansas	36-9	1	1.	Arkansas	36-9	1	1.	Arkansas	36-9	1
2.	Vanderbilt	34-10	3	2.	Vanderbilt	34-10	2	2.	Vanderbilt	34-10	2	2.	Vanderbilt	34-10	3	2.	Mississippi State	35-11	2	2.	Vanderbilt	34-10	2
3.	Mississippi State	35-11	4	3.	Mississippi State	35-11	4	3.	Mississippi State	35-11	4	3.	Mississippi State	35-11	4	3.	Vanderbilt	34-10	5	3.	Mississippi State	35-11	4
4.	Notre Dame	25-10	2	4.	Texas	38-12	5	4.	Tennessee	37-11	5	4.	Texas	38-12	5	4.	Texas	38-12	6	4.	Texas	38-12	5
5.	Tennessee	37-11	6	5.	TCU	34-12	3	5.	Texas	38-12	6	5.	Tennessee	37-11	6	5.	Tennessee	37-11	7	5.	Tennessee	37-11	6
6.	TCU	34-12	5	6.	Tennessee	37-11	6	6.	TCU	34-12	3	6.	TCU	34-12	2	6.	Notre Dame	25-10	3	6.	TCU	34-12	3
7.	Texas	38-12	9	7.	Florida	33-14	7	7.	Texas Tech	31-11	8	7.	Texas Tech	31-11	7	7.	Florida	33-14	9	7.	Florida	33-14	9
8.	Texas Tech	31-11	8	8.	Louisville	26-15	13	8.	Notre Dame	25-10	7	8.	Florida	33-14	8	8.	Texas Tech	31-11	10	8.	Texas Tech	31-11	8
9.	Florida	33-14	10	9.	Texas Tech	31-11	11	9.	Florida	33-14	10	9.	Oregon	30-11	13	9.	TCU	34-12	4	9.	Oregon	30-11	13
10.	Arizona	32-13	7	10.	Stanford	26-10	14	10.	Oregon	30-11	11	10.	East Carolina	33-10	11	10.	Florida State	25-17	13	10.	Notre Dame	25-10	7
11.	Louisville	26-15	12	11.	Arizona	32-13	8	11.	East Carolina	33-10	13	11.	Notre Dame	25-10	9	11.	Stanford	26-10	14	11.	East Carolina	33-10	12
12.	East Carolina	33-10	13	12.	Oregon	30-11	15	12.	Stanford	26-10	16	12.	Arizona	32-13	10	12.	East Carolina	33-10	12	12.	Arizona	32-13	10
13.	Florida State	25-17	14	13.	East Carolina	33-10	18	13.	Arizona	32-13	9	13.	Louisville	26-15	15	13.	Louisville	26-15	11	13.	Stanford	26-10	16
14.	Stanford	26-10	19	14.	Ole Miss	33-14	9	14.	Louisiana Tech	33-12	14	14.	Stanford	26-10	16	14.	Indiana	23-10	17	14.	Ole Miss	33-14	11
15.	Oregon	30-11	17	15.	Notre Dame	25-10	10	15.	Louisville	26-15	15	15.	Louisiana Tech	33-12	14	15.	Arizona	32-13	8	15.	Louisville	26-15	15
16.	Pittsburgh	22-13	16	16.	South Carolina	28-17	12	16.	Pittsburgh	22-13	17	16.	Ole Miss	33-14	12	16.	Oregon	30-11	21	16.	Louisiana Tech	33-12	14
17.	Ole Miss	33-14	11	17.	UCLA	27-15	16	17.	Florida State	25-17	18	17.	Florida State	25-17	17	17.	Liberty	33-11	18	17.	Southern Miss	33-15	19
18.	Louisiana Tech	34-12	18	18.	UC Irvine	29-15	23	18.	Ole Miss	33-14	12	18.	Charlotte	35-14	20	18.	Charlotte	35-14	19	18.	Pittsburgh	22-13	17
19.	Charlotte	35-14	21	19.	Pittsburgh	22-13	17	19.	Southern Miss	33-15	20	19.	UCLA	27-15	23	19.	UC Irvine	29-15	23	19.	Florida State	25-17	21
20.	Southern Miss	33-14	22	20.	Louisiana Tech	33-12	19	20.	Charlotte	35-14	23	20.	Southern Miss	33-15	25	20.	South Carolina	28-17	16	20.	Charlotte	35-14	22
21.	Indiana	23-10	23	21.	Oklahoma State	27-15	20	21.	Indiana	23-10	24	21.	South Carolina	28-17	18	21.	Southern Miss	33-15	24	21.	South Carolina	28-17	18
22.	UC Irvine	29-15	24	22.	Arizona State	27-15	21	22.	Gonzaga	27-13	21	22.	Pittsburgh	22-13	21	22.	Ole Miss	33-14	15	22.	UCLA	27-15	25
23.	Old Dominion	33-13	20	23.	Michigan	23-12	22	23.	UCLA	27-15	25	23.	Oregon State	31-15	22	23.	Pittsburgh	22-13	25	23.	Indiana	23-10	--
24.	South Carolina	28-17	15	24.	Charlotte	35-14	--	24.	UC Irvine	29-15	--	24.	Gonzaga	27-13	24	24.	UCLA	27-15	--	24.	Old Dominion	33-13	20
25.	Fairfield	32-1	25	25.	Georgia Tech	24-18	--	25.	South Carolina	28-17	19	25.	Old Dominion	33-13	19	25.	Old Dominion	33-13	20	25.	UC Irvine	29-15	--
				26.	Gonzaga	27-13	26					26.	UC Irvine	29-15	28								
				27.	Fairfield	33-1	28					27.	Indiana	23-10	29								
				28.	Dallas Baptist	29-11	--					28.	Arizona State	27-15	--								
				29.	Southern Miss	33-15	--					29.	Fairfield	32-1	--								
				30.	Florida State	25-17	--					29.	Baylor	29-14	--								

2021 Scheduled Opponents in Bold



Mississippi State When...

	2019	2020	2021
Overall	52-15	12-4	35-11
vs. Top-5 Teams	7-4	2-0	2-5
vs. Top-10 Teams	5-6	2-0	7-8
vs. Top-25 Teams	16-13	2-0	12-9
Non-Conference	32-5	12-4	19-3
SEC	20-10	--	16-8
SEC East	9-3	--	6-3
SEC West	11-7	--	10-5
At Home	37-5	9-2	23-6
On the Road	10-6	1-2	9-4
At Neutral Sites	5-4	2-0	3-1
In Day Games	25-7	10-3	14-9
In Night Games	27-8	2-1	21-2
vs. Teams .500 Or Better	37-13	3-2	23-10
vs. Teams Worse Than .500	15-0	9-2	12-1
vs. Left-Handed Starter	17-3	5-1	9-6
vs. Right-Handed Starter	35-12	7-3	26-5
When Starter Receives Decision	30-11	6-3	19-7
When Reliever Receives Decision	22-4	6-1	16-4
When Starter Goes 5+ Innings	31-10	7-3	17-2
When Starter Goes <5 Innings	21-5	5-1	18-9
When Scoring First	30-5	10-2	29-5
When Opponent Scores First	22-10	2-2	6-6
When Leading After 6 Innings	41-2	9-0	30-1
When Trailing After 6 Innings	5-12	2-3	3-10
When Tied After 6 Innings	6-1	1-1	2-0
When Leading After 8 Innings	47-1	11-0	32-1
When Trailing After 8 Innings	1-11	1-4	3-10
When Tied After 8 Innings	3-1	--	--
In One-Run Games	11-6	2-0	6-2
In Two-Run Games	5-3	--	1-1
In 5+ Run Games	27-5	1-1	18-4
Weekend Series W-L-T	11-2-0	3-1-0	9-2-0
Series Sweeps/Times Swept	5/1	2/0	4/1
When Scoring 0-2 Runs	1-8	0-3	0-4
When Scoring 3-5 Runs	11-6	4-1	10-7
When Scoring 6-9 Runs	21-1	8-0	13-0
When Scoring 10+ Runs	19-0	--	12-0
Shutouts/Times Shut Out	5/3	1/1	6/1
In Extra Innings	2-1	--	1-1
When Opponent Scores 4 Runs Or Less	36-6	11-0	25-2
When Opponent Scores 5 Runs Or More	16-9	1-4	10-9
When Out-Hitting Opponent	45-4	11-1	30-2
When Out-Hit by Opponent	4-8	1-3	4-7
When Hits Are Equal	3-3	--	1-2
When Hitting A Home Run	34-5	8-1	26-5
When Opponent Hits A Home Run	22-9	3-1	14-9
When Errorless	20-6	6-0	16-3
When Committing One Error	15-5	3-1	11-4
When Committing 2+ Errors	17-4	3-3	8-4
When Opponent is Errorless	12-9	3-3	6-5
When Opponent Commits One Error	13-5	5-1	16-3
When Opponent Commits 2+ Errors	27-1	4-0	13-3
Game 1 of Weekend	11-3	3-1	9-3
Game 2 of Weekend	10-4	4-0	8-4
Game 3 of Weekend	9-4	2-2	8-4
Monday	--	--	1-0
Tuesday	7-0	1-1	5-0
Wednesday	9-1	2-0	5-0
Thursday	2-3	--	1-0
Friday	12-5	3-1	8-3
Saturday	12-6	4-0	10-3
Sunday	10-0	2-2	5-5

Uniform breakdown on page 9

How It Was Won

(* - Walk-off hit)

Below is a chart representing how the eventual game-winning run was recorded for Mississippi State in 2021.

Gm	Opponent	Final	Player	Inn.	Outs	Play	Score at Time
1.	vs. No. 9 Texas	8-3	Rowdey Jordan	4	2	Reached on an error	3-0
2.	vs. No. 10 TCU	2-3	--	--	--	--	--
3.	vs. No. 3 Texas Tech	11-5	Scotty Dubrule	8	2	RBI infield single	5-5
4.	JACKSON STATE	7-3	Landon Jordan	5	2	RBI single	3-0
5.	TULANE	3-7	--	--	--	--	--
6.	TULANE	9-5	Luke Hancock *	9	--	Grand slam	5-5
7.	TULANE	5-4	Tanner Allen *	9	2	2RBI single	3-4
8.	vs. Southern Miss	4-1	Rowdey Jordan	3	--	Sacrifice fly	1-1
9.	KENT STATE	8-3	Luke Hancock	5	--	2RBI single	3-3
10.	KENT STATE	5-9	--	--	--	--	--
11.	KENT STATE	13-0	Kamren James	1	1	RBI single	0-0
12.	GRAMBLING	10-0	Rowdey Jordan	3	1	Sacrifice fly	0-0
13.	LOUISIANA-LAFAYETTE	4-0	Scotty Dubrule	1	1	Scored on a wild pitch	0-0
14.	EASTERN MICHIGAN	14-0	Logan Tanner	2	1	RBI single	0-0
15.	EASTERN MICHIGAN	4-1	Logan Tanner *	9	--	3-run home run	1-1
16.	EASTERN MICHIGAN	4-1	Scotty Dubrule	2	1	3RBI double	0-0
17.	SAMFORD	10-2	Luke Hancock	4	--	2-run home run	1-0
18.	at No. 10 LSU	6-1	Brayland Skinner	5	--	2-run home run	0-0
19.	at No. 10 LSU	3-0	Lane Forsythe	5	1	Sacrifice fly	0-0
20.	at No. 10 LSU	3-8	--	--	--	--	--
21.	NORTH ALABAMA	18-1	Kamren James	1	1	2RBI single	0-0
22.	ARKANSAS	2-8	--	--	--	--	--
23.	ARKANSAS	5-11	--	--	--	--	--
24.	ARKANSAS	4-6	--	--	--	--	--
25.	KENTUCKY	8-1	Luke Hancock	3	1	Sacrifice fly	1-0
26.	KENTUCKY	3-2	Luke Hancock	8	1	Sacrifice fly	2-2
27.	KENTUCKY	4-3	Logan Tanner	4	--	Solo home run	3-1
28.	SOUTHERN	1-0	Tanner Leggett	2	1	Scored on passed ball	1-0
29.	at Auburn	6-5	Tanner Leggett	8	2	Scored on a wild pitch	5-5
30.	at Auburn	7-2	Kamren James	3	--	2-run home run	1-1
31.	at Auburn	19-10	Luke Hancock	1	2	2RBI single	8-0
32.	Arkansas State	18-10	Luke Hancock	8	--	RBI ground out	10-3
33.	No. 6 Ole Miss	5-2	Kamren James	6	1	Sacrifice fly	2-2
34.	No. 6 Ole Miss	0-9	--	--	--	--	--
35.	No. 6 Ole Miss	7-5	Tanner Allen	6	2	3RBI triple	4-4
36.	UAB	19-7	Scotty Dubrule	3	1	RBI single	7-3
37.	at Vanderbilt	2-6	--	--	--	--	--
38.	at Vanderbilt	7-4	Logan Tanner	7	1	RBI double	4-1
39.	at Vanderbilt	4-7	--	--	--	--	--
40.	Texas A&M	8-7	Tanner Allen *	12	--	Solo home run	7-7
41.	Texas A&M-1	3-2	Brad Cumbest	5	1	Sacrifice fly	2-0
42.	Texas A&M-2	10-5	Brad Cumbest	7	2	RBI single	5-3
43.	at The Citadel	10-2	Brad Cumbest	3	1	2RBI single	2-0
44.	at No. 12 South Carolina	9-0	Kamren James	1	--	RBI single	0-0
45.	at No. 12 South Carolina	9-6	Tanner Allen	5	1	RBI single	6-1
46.	at No. 12 South Carolina	3-4	--	--	--	--	--

Career Game-Winning Plays

WO = Walk-off game-winning play

	'18	'19	'20	'21	WO	Total		'18	'19	'20	'21	WO	Total
Allen, Tanner	5	9	1	3	3	17	James, Kamren	--	--	1	5	--	6
Cumbest, Brad	--	1	--	3	--	4	Jordan, Rowdey	1	5	--	3	--	9
Dubrule, Scotty	--	--	--	4	--	4	Leggett, Tanner	--	--	--	3	--	3
Forsythe, Lane	--	--	--	1	--	1	Pimentel, Brandon	--	--	2	--	--	2
Hancock, Luke	--	--	2	7	1	9	Skinner, Brayland	--	--	--	1	--	1
Hatcher, Josh	1	3	3	--	1	7	Tanner, Logan	--	--	--	4	1	4

DuBrule Leads NCAA Active Leaders

- Graduate student **Scotty DuBrule** sits among active Division I student-athletes in seven offensive categories, including the No. 1 spot in games played (242) and hits (289).

Games Played	1st	242
Hits	1st	289
At-Bats	3rd	914
Runs Scored	8th	170
Walks	15th	121
Total Bases	30th	339
RBIs	36th	135

- Junior **Tanner Allen** sits among the top active NCAA student-athletes in a host of categories, as well.

Triples	9th	11
RBIs	10th	162
Total Bases	10th	382
Doubles	12th	53
Hits	12th	247
Runs Scored	24th	154

- Junior **Rowdy Jordan** is also among the top hitters on the NCAA active leader charts.

Runs	10th	163
Sacrifice Flies	22nd	13
Total Bases	35th	327
Hits	59th	210

Opening Against The Ranks

- Mississippi State opened 2021 against three top 10 opponents for the first time in program history and faced the highest-ranked season-opening opponent since 2001.
- It was the ninth time since 1990 that MSU played a ranked opponent on opening weekend, with seven season opening games coming against ranked foes during that 31-year span.
- The last time Mississippi State opened the season against a top 10 team was the 2001 season at home against No. 9 Notre Dame.

Big League Talent

- Mississippi State is great at turning out major league talent, with 52 Diamond Dawgs reaching the highest level of the sport, but it is also great at keeping student-athletes on campus.

- The 2021 roster featured three Bulldogs that had been drafted prior to the season,

Name (Pos.)	Year	Round	Organization
Tanner Allen (IF/OF)	2017	36th	Chicago Cubs
	2019	34th	Colorado Rockies
Eric Cerantola (LHP)	2018	30th	Tampa Bay Rays
Josh Hatcher (IF/OF)	2017	39th	Los Angeles Angels

- The 2020 MLB Draft saw three Diamond Dawgs drafted in the first two rounds, with **Justin Foscoe** (No. 14; Texas Rangers) and **Jordan Westburg** (No. 30; Baltimore Orioles) each drafted in the first round.

- In 2019, Mississippi State saw a program-record 11 student-athletes drafted in the MLB First Year Player Draft, including junior **Tanner Allen** for the second time in his career.

Uni Watch

- The old adage states, "look good, feel good." And, when you feel good you usually perform well. Below is a list of how MSU fared in each of its uniforms over the past three seasons;

Uniform	2019	2020	2021
Black '85s	10-0	2-1	4-2
Maroon '85s	14-5	3-2	9-3
White '85s	9-3	1-1	6-1
Cream Script State	--	--	5-3
Grey Vests	2-1	--	--
White Pinstripes	4-1	2-0	5-0
Grey Script State	--	1-0	4-0
Grey Pinstripes	4-4	--	2-2

In the Last 10 Games... (MORE ON PAGE 16)

- Mississippi State owns a 7-3 mark over its last 10 games.
- As a team, State is hitting .287 and the pitching staff is limiting the opposition to just a .221 batting average.
- Of the 105 hits by the offense, State owns 32 extra base hits, including 13 home runs.
- Three of MSU's everyday starters own a batting average of .300 or better, led by **Tanner Allen**'s .478 clip. **Logan Tanner** (.381), and **Rowdy Jordan** (.342) are each above .300, as well. **Luke Hancock** (.293) is just under the .300 line.
- Tanner Allen and Logan Tanner are tied for the team lead in RBIs with nine, while **Luke Hancock** is second on the team with eight RBIs.
- The pitching staff has fanned 125 batters in 92 1/3 innings of work with just 43 walks.
- Of the seven victories, Will Bednar has earned three of them, while four others have tallied one.
- Cam Tullar** leads the team with six appearances on the mound. He has allowed one run on three hits in 4 2/3 innings with eight strikeouts.

We're Going Streaking

- Earlier in 2021, the Mississippi State baseball program rattled off seven straight SEC wins thanks to series sweeps against Kentucky and at Auburn and a series-opening win over Ole Miss.
- Overall, the seven game streak is the longest by an SEC program in conference play this season.
- State then won five straight conference games between a sweep of Texas A&M and two victories over South Carolina to start the series in Columbia.
- It is the first time since 2000 and the seventh time in program history that MSU has two five-game conference winning streaks in the same season.

Filling the New Dude

- Mississippi State opened the new Dudy Noble Field in stying, averaging a school-record 8,899 fans over 41 home dates in 2019.
- With attendance restrictions early in the season, the Diamond Dawgs continue to sit among the national leaders in attendance, even topping the 10,000 mark on two occasions.
- The two 10,000-plus crowd against Ole Miss in April pushed the program's total to 63 all-time at Dudy Noble Field.
- The 13,338 fans that entered the gate for the Saturday, April 17th contest rank No. 11 in program history and give MSU 16 of the top 17 on-campus crowds in NCAA history.

Hitting Totals/Streaks

MULTI-HIT GAMES	2	3	4	5+	2021	Career
Allen, Tanner	15	4	2	--	21	73
Jordan, Rowdy	11	3	1	--	15	57
James, Kamren	8	4	1	--	13	17
Tanner, Logan	7	6	--	--	13	15
Hancock, Luke	10	2	--	--	12	16
Dubrule, Scotty	10	1	--	--	11	11
Forsythe, Lane	6	4	--	--	10	10
Cumbest, Brad	6	2	--	--	8	11
Hatcher, Josh	7	--	--	--	7	36
Leggett, Tanner	3	--	--	--	3	3
McGowan, Drew	2	--	--	--	2	2
Clark, Kellum	1	--	--	--	1	1
Pimentel, Brandon	1	--	--	--	1	1
McDonald, Kyte	1	--	--	--	1	1
Skinner, Brayland	--	1	--	--	1	1
TEAM	89	27	4	--	120	

MULTI-RBI GAMES	2	3	4	5+	2021	Career
Allen, Tanner	7	6	1	--	14	34
Hancock, Luke	6	5	1	--	12	16
Tanner, Logan	6	3	--	2	11	11
James, Kamren	2	4	3	1	10	10
Jordan, Rowdy	4	3	--	--	7	32
Dubrule, Scotty	3	1	--	--	4	4
Skinner, Brayland	2	1	--	--	3	3
Leggett, Tanner	2	--	--	--	2	2
Cumbest, Brad	--	1	1	--	2	4
McDonald, Kyte	2	--	--	--	2	2
Clark, Kellum	--	1	--	--	1	1
Pimentel, Brandon	1	--	--	--	1	3
Forsythe, Lane	--	1	--	--	1	1
--	--	--	--	--	--	14
TEAM	36	26	6	3	71	

HITTING STREAKS	Current	2021 Long	Career
Allen, Tanner	9	12	14
Jordan, Rowdy	5	9	9
Hancock, Luke	--	8	8
James, Kamren	--	6	7
Leggett, Tanner	--	6	6
Tanner, Logan	5	6	6 (2x)
Dubrule, Scotty	2	5	--
Forsythe, Lane	--	4	4
Hatcher, Josh	--	4	10^
Cumbest, Brad	--	3	3
McDonald, Kyte	--	3	3
McGowan, Drew	--	3	3
Skinner, Brayland	1	2	2 (3x)
Clark, Kellum	1	2	2
Meche, Davis	2	2	2 (2x)
Pimentel, Brandon	--	2	4
Garner, Kace	--	1	1
--	--	--	--
Price, Spencer	1	--	1

REACHED BASED	CURRENT	2021	CAREER
Jordan, Rowdy	31	31	31
Allen, Tanner	12	16	26*
Hancock, Luke	2	14	14
Tanner, Logan	9	9	9
Dubrule, Scotty	9	9	--
Forsythe, Lane	8	8	8
Hatcher, Josh	--	8	14^
James, Kamren	--	8	8
Leggett, Tanner	--	6	6
McGowan, Drew	--	5	5
Skinner, Brayland	1	5	5
Clark, Kellum	1	4	4
McDonald, Kyte	--	4	5
Pimentel, Brandon	--	4	6^
Meche, Davis	3	3	3
Cumbest, Brad	--	3	4
Garner, Kace	--	2	2
--	--	--	--
Price, Spencer	1	--	1

* - Streak spanned the 2019 and 2020 seasons.

^ - Streak spans 2020 and 2021 seasons.



Free Shirts!

Free Shirts!

- In a normal year, the fans at Dudy Noble Field enjoy the t-shirt toss in the third inning, but the Mississippi State baseball student-athletes are more focused on the t-shirt toss at the end of the game.
- Since his arrival at MSU, head coach Chris Lemonis has handed out a shirt to signify the top performance of each victory. Each shirt is numbered by victory and here is who they've went to

Game	Student-Athlete, Position (# in 2021)
1 vs. Texas	Landon Sims, RHP (1)
2 vs. Texas Tech	Jackson Fristoe, RHP (1)
3 Jackson State	Kamren James, IF (1)
4 Tulane	Luke Hancock, C (1)
5 Tulane	Tanner Allen, OF (1)
6 vs. Southern Miss	Houston Harding, LHP (1)
7 Kent State	Brandon Smith, RHP (1)
8 Kent State	Jackson Fristoe, RHP (2)
9 Grambling	Brad Cumbest, OF (1)
10 Louisiana-Lafayette	Houston Harding, LHP (2)
11 Eastern Michigan	Christian MacLeod, LHP (1)
12 Eastern Michigan	Logan Tanner, C (1)
13 Eastern Michigan	Scotty Dubrulle, IF (1)
14 Samford	Luke Hancock, C (2)
15 at LSU	Brayland Skinner, OF (1)
16 at LSU	Will Bednar, RHP (1)
17 North Alabama	Mikey Tepper, RHP (1)
18 Kentucky	Christian MacLeod, LHP (2)
19 Kentucky	Landon Sims, RHP (2)
20 Kentucky	Jackson Fristoe, RHP (3)
21 Southern	Rowdey Jordan, OF (1)
22 at Auburn	Tanner Allen, OF (1)
23 at Auburn	Will Bednar, RHP (2)
24 at Auburn	Logan Tanner, C (2)
25 Arkansas State	Lane Forsythe, IF (1)
26 Ole Miss	Tanner Allen, OF (2)
27 Ole Miss	Tanner Allen, OF (3)
28 UAB	Logan Tanner, C (3)
29 at Vanderbilt	Logan Tanner, C (4)
30 Texas A&M	Tanner Allen, OF (4)
31 Texas A&M	Will Bednar, RHP (3)
32 Texas A&M	Houston Harding, LHP (3)
33 Texas A&M	Cade Smith, RHP (1)
34 at South Carolina	Christian MacLeod, LHP (3)
35 at South Carolina	Will Bednar, RHP (4)

A Dawg Among Dawgs: Tanner Allen

Allen Among Elite SEC Hitters

- Tanner Allen enters the ninth weekend of the SEC season with a .406 batting average in conference play and is averaging 1.0 runs per game, 1.6 hits per game and 1.1 RBIs per game through 24 SEC contests.
- He leads the SEC in conference-only games with a .406 batting average, is No. 2 in hits (39) and RBIs (27), and ranks No. 4 in runs (24).
- Overall, the left-handed hitting outfielder sits among the top 50 nationally in hits, runs scored and RBIs.
- Allen is the only SEC hitter to rank among the top 15 in batting average, runs scored, hits and RBIs on the season, and is one of four SEC student-athletes to have 40 or more runs, hits and RBIs in 2021.

Name, School	BA/R/H/RBIs
Tanner Allen, MSU	.379/50/65/46
Will Frizzell, TAMU	.349/41/65/48
Kevin Graham, OM	.335/45/63/42
Christian Franklin, ARK	.305/44/51/47

Allen in Rare Air

- Tanner Allen** has hit from the moment he showed up at Mississippi State and he is closing in on joining a couple of exclusive clubs in Diamond Dawg history.
- Along with ranking among the career leaders in doubles and triples, Allen became the second student-athlete in MSU history to produce 50 doubles, 20 home runs and 10 triples in a career.

Rex Buckner (1990-93):	52 2B, 26 HR, 10 3B
Tanner Allen (2018-pres.):	53 2B, 20 HR, 11 3B
- Along those same lines, Allen is nearing 250 hits, 150 runs scored and 150 RBIs for his career. He will be just the ninth Diamond Dawg to reach all three marks in a career. That list includes:

Tanner Allen (2018-present):	247/154/162
Rex Buckner (1990-93):	260/169/172
Connor Powers (2007-10):	251/172/204
Travis Chapman (1997-2000):	327/221/202
Brad Freeman (1995-98):	265/192/158
Brad Hildreth (1986-89):	275/173/157
Richard Lee (1995-98):	328/219/265
Rafael Palmeiro (1983-85):	268/224/239
Tommy Raffo (1987-90):	278/186/207

Record Book Wrecker

- As the 2021 season nears postseason play, Tanner Allen continues to move up some of Mississippi State's career charts, with a chance to end his tenure in Starkville as one of the most complete hitters in program history.
- Allen currently ranks tied for No. 7 on the career doubles list (53) and is No. 4 on the career triples charts (11).

Player (Seasons)	2B
1. Mangum, Jake (2016-19)	73
2. Chapman, Travis (1997-2000)	71
3. Lee, Richard (1995-98)	66
4. Young, Pete (1987-89)	56
5. Van Cleve, Dan (1981-85)	55
6. Maniscalco, Matthew (2000-03)	54
7. Allen, Tanner (2018-present)	53
Cohen, John (1988-90)	53

Player (Seasons)	3B
1. Kelley, Mike (1976-79)	20
2. Milton, Ted (1969-72)	14
3. Winkler, Brad (1980-83)	12
4. Allen, Tanner (2018-present)	11
Maniscalco, Matthew (2000-03)	11
5. Buckner, Rex (1990-93)	10
Butts, Jeff (2003-06)	10
Collins, Ryan (2008-11)	10
Mangum, Jake (2016-19)	10

- The left-handed hitter is also nearing the top-10 in career hits and RBIs, sitting among the top 20 in each category.

Player (Seasons)	Hits
10. Palmeiro, Rafael (1983-85)	268
---	---
14. Buckner, Rex (1990-93)	260
15. Powers, Connor (2007-10)	251
16. Knott, Jon (1998-2001)	248
Corley, Brad (2003-05)	248
Cohen, John (1988-90)	248
19. Allen, Tanner (2018-present)	247
Player (Seasons)	RBIs
10. Mitchell, John (1984-87)	179
---	---
13. Cohen, John (1988-90)	168
14. Brinson, Matthew (2001-03)	166
15. Hayman, David (1993-96)	164
16. Grayum, Richie (1987-89)	162
Allen, Tanner (2018-21)	162

- In all, Allen sits among the top 50 in program history in 13 offensive categories.





Mr. Jordan Gets Rowdey

Auburn Made

- **Rowdey Jordan** grew up on The Plains, attended games at Plainsman Park and graduated from Auburn High School, so there is a level of comfort when he sees the blue and orange threads.
- Now at Mississippi State, Jordan has played some of his best baseball against his hometown team, with a career .351 batting average in nine games versus Auburn.
- In his first two seasons in Starkville, Jordan used the Auburn series as a springboard to Freshman All-America honors in 2018 and then a second trip to Omaha in 2019.
- In 2020, Jordan made his final trip to his hometown and guided MSU to a series sweep.
- Jordan's numbers against the Tigers are below:
2018: .375/.625/.375, 3-for-8, 1 R, 1 RBI, 2 2B
2019: .360/.529/.421, 6-for-17, 4 R, 6 RBIs, 3 2B
2020: .333/.500/.529, 4-for-12, 6 R, 1 RBI, 2 2B
- In 2018, Jordan hit .392 following the Auburn series and, in 2019, finished on a .345 clip after playing the Tigers.

Rowdey in the Record Books

- Junior **Rowdey Jordan** is quietly putting together one of the most noted careers in Mississippi State baseball history, as he enters the weekend among the top Diamond Dawgs in a bevy of career categories.
- Jordan currently sits among the top 50 in MSU history in:

Sacrifice Flies	13	T-11th
Runs Scored	163	23rd
Doubles	43	T-27th
Stolen Bases	23	T-29th
Home Runs	22	T-32nd
Hits	211	34th
Total Bases	328	35th
RBIs	123	T-41st
Walks	85	46th
Games Played	186	48th

Streaking at the Plate

- Since 2002, there have been nine reached base streaks of 30 games or longer. That list includes **Rowdey Jordan's** current streak of 31 games.
- The streak for Jordan began on March 14 against Eastern Michigan and includes 12 multi-hit games and 24 games that he has reached base at least twice.
- He has scored a run in 21 games and owns an RBI in 15 of those contests. Of his 41 hits, 29 have gone for extra bases, and he has walked 18 times and been hit-by-pitch 13 times.
- The list of 25-plus game single season streaks are below:

<i>Streak</i>	<i>Name (Year)</i>
43	Brett Pirtle (2013)
41	Jarrod Parks (2011)
39	Brett Pirtle (2014)
36	Thomas Berkery (2006)
32	Matthew Maniscalco (2003)
31	Rowdey Jordan (2021)
31	Elijah MacNamee (2018)
31	Matthew Brinson (2003)
30	Seth Heck (2014)

- In terms of streaks that spanned multiple seasons, below are notable streaks since 2002 of 25-or-more games.

<i>Streak</i>	<i>Name (Year)</i>
40	Nick Vickerson (28, 2010; 12, 2011)
31	Jeffrey Rea (10, 2006; 21, 2007)
30	Jordan Westburg (20, 2019; 10, 2020)
30	Steve Gendron (7, 2002; 23, 2003)
27	Jake Mangum (13, 2016; 14, 2017)
26	Tanner Allen (21, 2019; 5, 2020)

State to The Show

Diamond Dawgs in Major League Baseball (9)

<i>Name (Yrs. at MSU)</i>	<i>Pos.</i>	<i>Organization</i>
Adam Frazier (2011-13)	IF	Pittsburgh Pirates
Kendall Graveman (2010-13)	RHP	Seattle Mariners
Jonathan Holder (2010-13)	RHP	Chicago Cubs
Dakota Hudson (2014-16)	RHP	St. Louis Cardinals
Nathaniel Lowe (2016)	IF	Texas Rangers
Mitch Moreland (2005-07)	IF	Oakland Athletics
Hunter Renfro (2011-13)	RF	Boston Red Sox
Chris Stratton (2010-12)	RHP	Pittsburgh Pirates
Brandon Woodruff (2012-14)	LHP	Milwaukee Brewers

Diamond Dawgs in Minor League Baseball (25)

<i>Name (Yrs. at MSU)</i>	<i>Pos.</i>	<i>Organization (Level)</i>
Trysten Barlow (2017-19)	LHP	Colorado Rockies (A+)
Ben Bracewell (2010-14)	RHP	Oakland Athletics (AAA)
Gavin Collins (2014-16)	C	Cleveland Indians (AAA)
Justin Foscoe (2018-20)	IF	Texas Rangers (A+)
J.P. France (2018)	RHP	Houston Astros (AA)
JT Ginn (2019-20)	RHP	New York Mets (R)
Cole Gordon (2016-19)	RHP	New York Mets (AA)
Ryan Girdley (2015-2017)	IF	Oakland Athletics (AA)
Zac Houston (2014-16)	RHP	Detroit Tigers (AA)
Reid Humphreys (2014-16)	RHP	Colorado Rockies (AA)
Keegan James (2016, 18-19)	RHP	Colorado Rockies (A-)
Jack Kruger (2016)	C	Texas Rangers (AAA)
Jared Liebelt (2018-19)	RHP	Arizona Diamondbacks (--)
Jacob Lindgren (2012-14)	LHP	Chicago White Sox (AAA)
Jake Mangum (2016-19)	OF	New York Mets (A+)
Zach Neff (2018)	LHP	Minnesota Twins (AA)
Konnor Pilkington (2016-18)	LHP	Chicago White Sox (AA)
Peyton Plumlee (2017, 19)	RHP	Houston Astros (--)
Jacob Robson (2013-16)	OF	Detroit Tigers (AA)
Brent Rooker (2014-2017)	IF	Minnesota Twins (AAA)
Dustin Skelton (2017-19)	C	Miami Marlins (A+)
Ethan Small (2016, 18-19)	LHP	Milwaukee Brewers (AA)
Hunter Stovall (2016-18)	IF	Colorado Rockies (A+)
Jordan Westburg (2018-20)	IF	Baltimore Orioles (A-)
Colby White (2019)	RHP	Tampa Bay Rays (A-)

Diamond Dawgs Coaching in Professional Baseball

<i>Name (Yrs. at MSU)</i>	<i>Organization</i>	<i>Team (Level)</i>
Chris Young (2000-02)	Chicago Cubs	Chicago Cubs (MLB)

Diamond Dawgs Working in Professional Baseball

<i>Name (Yrs. at MSU)</i>	<i>Organization</i>	<i>Role</i>
Jeff Brantley (1982-85)	Cincinnati Reds	Broadcaster
Will Clark (1983-85)	San Francisco Giants	Special Assistant



Honors Tracker

Tanner Allen, OF

Preseason All-SEC (first team)

Ferriss Trophy Finalist (*Mississippi's college player of the year*)

Will Bednar, RHP

Baseball America Breakout Candidate (No. 13)

Baseball America Top 100 MLB Draft Prospect (No. 59)

MLB Pipeline Top 100 MLB Draft Prospect (No. 41)

D1Baseball Top 100 Collegiate MLB Draft Prospects (No. 20)

Eric Cerantola, RHP

Baseball America Top 100 MLB Draft Prospect (No. 34)

MLB Pipeline Top 100 MLB Draft Prospect (No. 50)

D1Baseball Top 100 Collegiate MLB Draft Prospects (No. 28)

Scotty Dubrule, IF

Baseball America Top 25 New Addition (No. 23)

SENIOR Class Award Candidate

Jackson Fristoe, RHP

SEC Freshman of the Week (March 8)

Josh Hatcher, IF

Preseason All-SEC (second team)

Kamren James, IF

D1Baseball Top 100 Collegiate MLB Draft Prospects (No. 49)

SEC Newcomer of the Week (April 12)

Rowdey Jordan, OF

Preseason All-SEC (second team)

Christian MacLeod, LHP

Golden Spikes Award Preseason Watch List

Collegiate Baseball Newspaper Preseason All-America (second team)

D1Baseball Preseason All-America (third team)

Perfect Game Preseason All-America (third team)

Baseball America Top 100 MLB Draft Prospect (No. 23)

MLB Pipeline Top 100 MLB Draft Prospect (No. 40)

D1Baseball Top 100 Collegiate MLB Draft Prospects (No. 26)

SEC Pitcher of the Week (April 5)

College Baseball Foundation Pitcher of the Week (April 6)

SEC Pitcher of the Week (May 10)

Spencer Price, RHP

NCBWA Stopper of the Year Preseason Watch List

Landon Sims, RHP

SEC Co-Pitcher of the Week (Feb. 23)

USA Baseball Golden Spikes Performer of the Week (Feb. 23)

SEC Newcomer of the Week (April 19)

NCBWA Stopper of the Year Midseason Watch List

Ferriss Trophy Finalist (*Mississippi's college player of the year*)

Every Day is Bump Day

Sims Shutting 'Em Down

- Bases loaded, no outs is never an ideal situation for a reliever to enter the game, however that is the situation **Landon Sims** started his season.
- The second-year freshman proceeded to strike out the side against No. 9 Texas and retired all 12 batters he faced in four perfect innings of work.
- Of his 12 outs, 10 were strikeouts, and he hasn't slowed that pace down since.
- Then, in a tie game versus Texas A&M in the series opener, Sims entered in the 10th and allowed just one base runner – a one-out walk in the 11th – and struck out seven of nine batters to earn the win.
- In 32 innings pitched, 62 of his 96 outs have come via strikeout (64.5%) and he has surrendered just two runs on 13 hits. His strikeouts per nine innings sits at 17.4.
- He owns a 3-0 record with six saves and has been a part of three shutouts, including State's first no-hitter since 1999.
- Opponents are hitting just .120 against the reliever.

20K Club

- On Wednesday, March 3 in Pearl, Mississippi, the Bulldog pitching staff accomplished something that hadn't been done in 19 years: strike out 20 batters in a game.
- The MSU staff fanned 20 Golden Eagles, with **Houston Harding** (9), **Preston Johnson** (6), **Cam Tullar** (2) and **Stone Simmons** (5) combining to reach the mark.
- Prior to that, State last racked up 20 strikeouts exactly 19 years prior on March 3, 2002 against Jacksonville State. That day, *Joey Collums* (15) and *Jonathan Papelbon* (5) helped MSU reach the 20 K mark.

Ks for Days

- The Mississippi State pitching staff struck out 43 batters in its second weekend series of 2021 against Tulane to mark the second time in as many weekends it reached the 40 K mark.
- State also fanned 41 batters on the opening weekend at the State Farm College Baseball Classic.
- The 43 strikeouts of Green Wave batters are tied for the most in a three-game series for MSU since at least 2005, which equaled the 43 punchouts against Youngstown State to open the 2019 campaign.
- State then equaled that total against Arkansas during the opening weekend of SEC play. MSU fanned 13 in the series opener, 19 in the middle game and 13 in the finale.

No-No Against the Flashes

- For the ninth time in program history, MSU spun a no-hitter on the mound, as the quartet of **Jackson Fristoe** (6 IP), **Landon Sims** (1 IP), **Mikey Tepper** (1 2/3 IP) and **Cam Tullar** (1/3 IP) combined for the first no-hitter at Mississippi State since 1999.
- A seventh inning error and walk, along with a ninth inning free pass were the only blemishes on the scorecard.
- The 1999 no-hitter came on March 16 against Alcorn State in a 21-1 victory, as *Scott Polk*, *Justin Estel* and *Brian Compton* combined on the feat.
- Against the Braves, Polk allowed an unearned run over six innings pitched with two walks and nine strikeouts. Estel fired one inning and walked one, while Compton walked one and struck out three in two innings of work.

10 Ks in 21 Straight

- Mississippi State piled up double-digit strikeouts in program-record 21 straight games from March 24-May 1, including at least 12 strikeouts in 16 of those games.
- In all, State has punched out double-digit batters in 39 of 46 games on the season.
- The 21-game streak featured 190 innings pitched and just 170 hits allowed to go along with 272 strikeouts (12.8 sopg). State walked just 89 and owned a .234 batting average against.
- That streak is 11 more than the previous mark of 10, which occurred twice. Earlier in 2021, State fanned at least 10 batters in 10 straight from February 26 against Tulane to March 12 versus Eastern Michigan.
- During the 10-game streak in 2021, State tossed 90 innings over 10 straight games of 10-plus Ks. MSU recorded 56 percent of the outs via strikeout. Of the 270 total outs, 150 of those came via strikeout for 15.0 strikeouts per nine innings.
- The 10 straight games equaled a streak from the 2001 pitching staff from April 11-22. That staff struck out 119 batters in 92 innings of work, an 11.6 strikeout per nine innings ratio.





Reliable Riley

- While his season has ended due to injury, senior **Riley Self** was a staple in the MSU bullpen for five seasons and sits No. 4 in all-time relief appearances at Mississippi State.

Player (Seasons)	RA
1. Johnson, Van (1995-98)	115
2. Harden, Jon (1989-92)	110
3. Reed, Caleb (2009-12)	92
4. Self, Riley (2017-present)	86
Mitchell, Ross (2012-15)	86
6. Holder, Jonathan (2012-14)	81

- The right-hander's 86 appearances came via 31 as a freshman, 18 as a sophomore, 23 during his junior season, seven in 2020 and 7 games in 2021.
- Self owns a 13-2 career record and nine saves in 112 1/3 innings of work.
- While he ranks among the top 10 in career relief appearances, he is also No. 6 all-time in total appearances at MSU.

Player (Seasons)	RA
1. Johnson, Van (1995-98)	115
2. Harden, Jon (1989-92)	110
3. Mitchell, Ross (2012-15)	100
4. Reed, Caleb (2009-12)	96
5. Polk, Scott (1995-99)	90
6. Self, Riley (2017-present)	86
7. Girodo, Chad (2010-13)	83
8. Tanksley, Scott (1993-95)	82
Intorcio, Trent (1983-86)	82
10. Martin, Mike (1986-88)	81
Holder, Jonathan (2012-14)	81

Price Nails It Down

- After piling up 14 saves during the 2017 season, senior **Spencer Price** missed 2018 due to injury and didn't collect a save in 2019, before claiming back-to-back saves versus Texas Tech to close out the 2020 campaign.
- There were 1,055 days between saves for Price, who posted his final save of 2017 versus Alabama on April 20 and his next save came on March 10, 2020 against No. 2 Texas Tech.
- Price ranks tied for No. 16 on the NCAA's active career charts with his 16 saves.

Player (Seasons)	Saves
1. Jonathan Holder (2012-13)	37
2. Van Johnson (1995-98)	29
3. Scott Tanksley (1993-95)	24
4. Caleb Reed (2009-12)	21
5. Pete Young (1987-89)	19
6. Jay Powell (1991-93)	17
7. Bryan Hardwick (1979-80, 82)	16
Cole Gordon (2016-19)	16
Spencer Price (2017, 19-20)	16
10. Adam Larson (1999-2001)	15

Streaking on the Mound

- On Saturday, March 12 the Mississippi State pitching staff closed out a 14-0 shutout of Eastern Michigan to mark its fourth straight shutout.
- State's four shutouts ran from March 7-12 and the overall scoreless innings streak spanned five games. It ultimately ended at 39 innings to set the school record for consecutive shutout innings.
- The streak included 65 strikeouts and just 21 base runners - only four of which reached third base.
- Only the 1909 team owned a longer streak, as that team shutout five straight opponents, and it is the 10th time in program history that an MSU pitching staff put together three-or-more straight shutouts:

Year	# of Games	Other
2021	4	36 IP, 61 K, 12 H, 6 BB 39 straight innings overall (school record) Includes no-hitter vs. Kent State (3/7)
1976	3	21 IP, 14 K, 9 H, 3 BB 29 straight innings overall
1973	3	23 IP
1972	3	27 IP
1971	3	21 IP, 22 K, 7 H, 1 BB 30 straight innings overall Includes no-hitter vs. Illinois Wesleyan (3/26-2)
1970	3	21 IP
1933	3	--
1918	3	--
1909	5	--
1907	3	--

Pitching Potables

Record By Starter

Pitcher	Starts	Team Record
Bednar, Will	9	7-2
Cerantola, Eric	4	2-2
Fristoe, Jackson	11	8-3
Koestler, Carlisle	2	2-0
MacLeod, Christian	12	9-3
Harding, Houston	4	3-1
Smith, Brandon	1	1-0
Smith, Cade	1	1-0
Tepper, Mikey	2	2-0

Starting Pitcher Run Support

Pitcher	Starts	Runs *	Runs Per Start
Bednar, Will	9	47	5.2
Cerantola, Eric	4	21	5.1
Fristoe, Jackson	11	82	7.4
Koestler, Carlisle	2	34	17.0
MacLeod, Christian	12	79	6.5
Harding, Houston	4	20	5.0
Smith, Brandon	1	7	7.0
Smith, Cade	1	10	10.0
Tepper, Mikey	2	37	18.5

* - Runs are based on total runs scored by the team in each pitchers starts, not just runs scored while the starting pitcher is in the game.



Going Yard

Below is a listing of all of the home runs for the 2021 season, including expanded data for those home runs hits at home.

Gm	Name	Inn.	On Base	Exit Velocity	Launch Angle	Distance
1	Hancock, Luke	4	--	--	--	--
1	Jordan, Rowdey	8	--	--	--	--
2	Jordan, Rowdey !	6	--	--	--	--
3	Hancock, Luke	6	1	--	--	--
4	James, Kamren	1	1	97	14	390 feet
6	Allen, Tanner	1	1	96	39	350 feet
6	James, Kamren !	6	--	99	27	392 feet
6	Hancock, Luke *	9	3	101	27	404 feet
7	James, Kamren	6	2	104	23	410 feet
11	James, Kamren	5	1	105	20	455 feet
12	Allen, Tanner	5	1	103	21	395 feet
15	Tanner, Logan *	9	2	105	22	405 feet
16	Tanner, Logan	3	--	101	29	388 feet
17	Hancock, Luke	4	1	101	22	357 feet
17	Hatcher, Josh	4	--	102	24	398 feet
17	Hancock, Luke !	6	--	96	28	379 feet
18	Skinner, Brayland	5	1	101	25	391 feet
23	James, Kamren !	3	--	106	23	433 feet
23	Allen, Tanner !	5	--	99	29	388 feet
24	Hancock, Luke !	6	--	99	34	389 feet
24	Tanner, Logan	6	--	105	19	374 feet
25	Jordan, Rowdey	6	--	95	27	353 feet
27	Hancock, Luke !	2	--	106	23	421 feet
27	Tanner, Logan !	4	--	97	28	318 feet
28	Jordan, Rowdey	5	2	102	33	370 feet
28	Cumbset, Brad	7	--	107	19	378 feet
28	Pimentel, Brandon	7	--	101	32	363 feet
29	Allen, Tanner	5	1	96	--	337 feet
29	James, Kamren	5	--	100	--	395 feet
30	James, Kamren	3	1	99	33	431 feet
30	Allen, Tanner	4	2	102	20	398 feet
30	Hatcher, Josh	6	--	107	22	390 feet
31	Tanner, Logan	8	2	107	26	437 feet
32	Jordan, Rowdey ^	1	--	101	36	381 feet
32	Forsythe, Lane	5	--	99	24	401 feet
32	Cumbset, Brad !	8	--	--	--	--
32	McDonald, Kyte	8	1	105	17	340 feet
32	Clark, Kellum	8	2	101	31	391 feet
33	James, Kamren !	4	--	107	23	391 feet
35	Jordan, Rowdey	5	--	97	38	374 feet
36	Tanner, Logan	1	2	104	25	412 feet
36	Leggett, Tanner	8	1	99	25	380 feet
38	Jordan, Rowdey ^	1	--	100	30	371 feet
38	Tanner, Logan	5	1	104	23	414 feet
39	Allen, Tanner	2	--	104	24	417 feet
40	Tanner, Logan	7	2	99	26	382 feet
40	Allen, Tanner !*	12	--	103	18	367 feet
42	Cumbset, Brad	2	1	103	22	410 feet
43	Tanner, Logan	5	1	--	--	--
43	Cumbset, Brad	5	1	--	--	--
45	Hancock, Luke	1	1	102	28	409 feet
45	Tanner, Logan	3	--	105	22	405 feet
45	Jordan, Rowdey	4	--	101	29	368 feet
46	Allen, Tanner !	5	--	102	24	391 feet
46	Jordan, Rowdey	6	--	97	34	391 feet

55 total home run in 2021

! - Home run led off an inning | ^ - Leadoff home run (bottom/top 1st)

* - Walk-off home run

NOTE: Data not available for College Baseball Showdown or games at The Citadel.

The Last Time...

- SEC Tournament | % - NCAA Regional | ^ - NCAA Super Regional | \$ - College World Series

A MISSISSIPPI STATE TEAM...	
Won 15+ Consecutive Games	17 - February 15-March 8, 2013
Won 10+ Consecutive Games	14 - February 23-March 16, 2019
Won 10+ Consecutive SEC Games	12 - April 30-May 25, 2016
Won 5+ Consecutive SEC Games	5 - April 30-May 8, 2021
Lost 5+ Consecutive Games	6 - May 7-16, 2015
Lost 5+ Consecutive SEC Games	6 - May 7-16, 2015
Swept a Three-Game Series	Texas A&M; April 30-May 2, 2021
at Home	Texas A&M; April 30-May 2, 2021
on The Road	at Auburn; April 9-11, 2021
Swept a Non-Conference Three-Game Series	Eastern Michigan; March 12-14 2021
at Home	Eastern Michigan; March 12-14 2021
on The Road	at Hawaii-Hilo; 1985
Swept a Three-Game SEC Series	Texas A&M; April 30-May 2, 2021
at Home	Texas A&M; April 30-May 2, 2021
on The Road	at Auburn; April 9-11, 2021
Was Swept in a Three-Game Series	Arkansas; March 26-28, 2021
at Home	Arkansas; March 26-28, 2021
on The Road	at Arkansas; April 18-20, 2019
Was Swept in a Three-Game Non-Conference Series	at Southern Miss; February 16-18, 2018
at Home	Southeastern Louisiana; February 26-28, 2010
on The Road	at Southern Miss; February 16-18, 2018
Was Swept in a Three-Game SEC Series	Arkansas; March 26-28, 2021
at Home	Arkansas; March 26-28, 2021
on The Road	at Arkansas; April 18-20, 2019
Played An Extra-Inning Game	W, 8-7 (12 innings) - Texas A&M; April 30, 2021
Won An Extra-Inning Game	W, 8-7 (12 innings) - Texas A&M; April 30, 2021
Lost An Extra-Inning Game	L, 0-1 (10 innings) - Southern Miss; February 22, 2019
Played Consecutive Extra-Inning Games	May 4-5, 2018; at Alabama, W, 14-12 (10 innings) and L, 3-4 (10 innings)
Won Consecutive Games in Extra-Inning	May 10-11, 2014; Tennessee, W, 1-0 (10 innings) and W, 4-3 (12 innings)
Won on a Walk-Off	W, 8-7 (12 innings) - Texas A&M; April 30, 2021
	Tanner Allen solo home run in the 12th inning
Won Consecutive Games Via A Walk-Off	February 27-28, 2021; Tulane, W, 9-5 and W, 5-4
	Luke Hancock grand slam in the ninth inning
	Tanner Allen two-RBI single in the ninth inning

A MISSISSIPPI STATE OFFENSE...	
Scored 30+ Runs	32 - Jackson State; April 29, 1988
Scored 25+ Runs	27 - Alcorn State; April 20, 2010
Scored 20+ Runs	24 - South Carolina; May 16, 2019
Scored 15+ Runs	19 - UAB; April 20, 2021
Scored 10+ Runs In An Inning	12 - Arkansas State (8th); April 13, 2021
Scored 9+ Runs In An Inning	10 - at Auburn (1st); April 11, 2021
Scored 8+ Runs In An Inning	10 - at Auburn (1st); April 11, 2021
Had 30+ Hits	30 - Kentucky; April 30, 1989
Had 25+ Hits	26 - Little Rock; February 28, 1999
Had 20+ Hits	21 - South Carolina; May 16, 2019
Had 20+ Hits in Back-to-Back Games	Auburn (20, 21); March 23-24, 2019
Had 6+ Home Runs	6 - at UAB; March 18, 2008
Had 5+ Home Runs	5 - Arkansas State; April 13, 2021
Hit Back-To-Back Home Runs	5th Inning, Tanner Allen (Two-Run)/Kamren James (Solo) - at Auburn; April 9, 2021
Hit Back-To-Back-To-Back Home Runs	8th Inning, Russ Sneed (2R HR)/Connor Powers (Solo)/Ryan Duffy (Solo) - Alabama; May 3, 2009
Had 3+ Triples	3 - Southern Cal; March 14, 2004
Had 8+ Doubles	8 - Auburn; March 24, 2019
Had 7+ Doubles	7 - UAB; April 20, 2021
Had 6+ Doubles	7 - UAB; April 20, 2021
Had 10+ Walks	11 - Texas A&M-1; May 1, 2021
Had 9+ Stolen Bases	10 - Arkansas-Pine Bluff; March 18, 2017
Had 8+ Stolen Bases	10 - Arkansas-Pine Bluff; March 18, 2017
Didn't Strikeout in a Game	Jackson State; February 26, 2019
Had Two or Fewer Strikeouts	2 - Eastern Michigan; March 12, 2021
Was Shut Out	Ole Miss (0-9); April 17, 2021
at Home	Ole Miss (0-9); April 17, 2021
on The Road	at Long Beach State (0-4); February 28, 2020
Back-To-Back Games	Auburn (0-5, 0-4); March 27-28, 2015
Three-Straight Games	vs. Southern Miss (0-3); March 24, 2018 and Auburn (0-5, 0-4); March 27-28, 2015

A MISSISSIPPI STATE DEFENSE...	
Turned 5+ Double Plays	5 - San Diego; March 8, 2015
Turned 4+ Double Plays	5 - San Diego; March 8, 2015
Turned 3+ Double Plays	3 - Texas A&M-1; May 1, 2021
Turned A Triple Play	Auburn-Montgomery; March 9, 1991
Had 5+ Errors	5 - at Vanderbilt; March 18, 2011
Had 4+ Errors	4 - Tulane; February 26, 2021
Threw Out 3 Base Runners	3 - Logan Tanner; Tulane; February 26, 2021



MISSISSIPPI STATE PITCHING STAFF...

Threw a No-Hitter	Jackson Fristoe (6 IP), Landon Sims (1 IP), Mikey Tepper (1 2/3 IP), Cam Tullar (1/3 IP); Kent State, March 7, 2021
Held Opponent To 1 Hit	at Texas A&M; May 3, 2019
Held Opponent To 2 Hits	Eastern Michigan; March 13, 2021
Struck Out 20+ Batters	20 - vs. Southern Miss; March 3, 2021
Struck Out 15+ Batters	16 - at South Carolina; May 8, 2021
Did Not Issue A Walk	at Auburn; April 10, 2021
Shut Out An Opponent	at South Carolina (9-0); May 7, 2021
at Home	Eastern Michigan (14-0); March 12, 2021
on The Road	at South Carolina (9-0); May 7, 2021
Neutral Site Game	vs. Washington (1-0); June 16, 2018 \$
Postseason Game	vs. Washington (1-0); June 16, 2018 \$
Back-To-Back Shutouts	2021 (Kent State, March 7 [13-0]; Grambling, March 9 [10-0] and Louisiana-Lafayette, March 10 [4-0])
Three Straight Shutouts	2021 (Kent State, March 7 [13-0]; Grambling, March 9 [10-0] and Louisiana-Lafayette, March 10 [4-0]; Eastern Michigan, March 12 [14-0])
Four Straight Shutouts	2021 (Kent State, March 7 [13-0]; Grambling, March 9 [10-0] and Louisiana-Lafayette, March 10 [4-0]; Eastern Michigan, March 12 [14-0])
Shut Out An SEC Opponent	at South Carolina (9-0); May 7, 2021
at Home	Alabama (6-0); April 12, 2019
On The Road	at South Carolina (9-0); May 7, 2021
Neutral Site	vs. Georgia (3-0); May 24, 2017 #

A MISSISSIPPI STATE BATTER HAD...

Hit for the Cycle	Brad Freeman; South Alabama, February 17, 1998
Walk-Off Hit	Tanner Allen (solo HR); Texas A&M, April 30, 2021
8+ At-Bats	8 - Jordan Westburg, Tanner Allen & Rowdey Jordan vs. LSU, May 22, 2019 #
6+ Hits	6 - Adam Frazier; at Virginia, June 8, 2013
5+ Hits	5 - Tanner Allen; South Carolina, May 16, 2019
4+ Hits	4 - Tanner Allen; Texas A&M, April 30, 2021
2+ Hits In An Inning	Tanner Allen (1B, 3B; 1st inning); at Auburn, April 11, 2021
5+ Runs	5 - Jon Knott; Little Rock, February 28, 1999
4+ Runs	4 - Tanner Allen; at South Carolina, May 8, 2021
3+ Doubles	3 - Justin Foscue; Georgia, April 26, 2019
2+ Triples	2 - C.T. Bradford; at Arizona, March 9, 2014
3+ Home Runs	3 - Brent Rooker; vs. Kentucky, April 8, 2017
2+ Home Runs	2 - Luke Hancock; Samford, March 16, 2021
Inside-The-Park Home Run	Cody Brown; vs. Kentucky, April 7, 2017
Pinch Hit Home Run	Kyte McDonald; Arkansas State, April 13, 2021
Leadoff Home Run (Top or bottom of 1st inning)	Rowdey Jordan (Bottom 1st); Arkansas State, April 13, 2021
Walk-Off Home Run	Tanner Allen (solo); Texas A&M, April 30, 2021
Hit a Grand Slam	Luke Hancock; Tulane, February 28, 2021
Multiple Grand Slams	Never
A Pinch Hit Grand Slam	Never
10+ RBIs	11 - Jason Nappi; at UAB, March 18, 2008
9+ RBIs	9 - Ryan Duffy; vs. Jackson State, April 6, 2010
8+ RBIs	8 - Brent Rooker; vs. Indiana State, February 24, 2017
7+ RBIs	7 - Jordan Westburg; vs. North Carolina, June 19, 2018 \$
10+ Total Bases	13 - Brent Rooker; vs. Kentucky, April 8, 2017
4+ Walks	4 - Logan Tanner; Kent State, March 5, 2021
3+ Walks	3 - Kamren James & Rowdey Jordan; Texas A&M-1, May 1, 2021
4+ Stolen Bases	4 - Derrick Armstrong; vs. Michigan State, March 1, 2014
3+ Stolen Bases	3 - Tanner Leggett; Southern, April 6, 2021
Stole Home	Kamren James; Jackson State, February 24, 2021
4+ Hit By Pitches	4 - Rowdey Jordan; at Auburn, April 11, 2021
3+ Hit By Pitches	4 - Rowdey Jordan; at Auburn, April 11, 2021

A MISSISSIPPI STATE PITCHER HAD...

A Perfect Game	J.T. Peatross; Mississippi College (1-0), 1918
A No-Hitter	Jackson Fristoe (6 IP), Landon Sims (1 IP), Mikey Tepper (1 2/3 IP), Cam Tullar (1/3 IP); Kent State, March 7, 2021
A Complete Game No-Hitter	Gene Morgan (7 IP); at Hawaii-Hilo (2-0), April 6, 1985
A Complete Game (9 Inn.)	Jacob Billingsley; at Southern Miss (8-1), June 6, 2017 %
A Complete Game (7 Inn.)	JT Ginn; at Texas A&M-1 (0-1), May 4, 2019
Complete-Game 1-Hitter	Unknown
Complete-Game 2-Hitter	Ricky Bowen; vs. Ole Miss, March 16, 2008
Consecutive Complete Games	Dakota Hudson; 2016 (at Auburn (4-0), May 13 and Arkansas (7-0), May 19)
A Complete-Game Shutout	Dakota Hudson; vs. Arkansas (7-0), May 19, 2016
at Home	Dakota Hudson; vs. Arkansas (7-0), May 19, 2016
on The Road	Dakota Hudson; at Auburn (4-0), May 13, 2016
SEC Game	Dakota Hudson; vs. Arkansas (7-0), May 19, 2016
as a Freshman	Scott Tanksley; vs. Mississippi College (6-0), April 20, 1993
Postseason Game	B.J. Wallace; vs. Nicholls State (1-0), May 21, 1992 %
17+ Strikeouts	17 - Chris Stratton; at LSU, March 16, 2012
15+ Strikeouts	15 - Ethan Small; Alabama, April 14, 2019
10+ Strikeouts	13 - Will Bednar; at South Carolina, May 8, 2021
Recorded Two Saves In One Day	Trevor Fitts; vs. Marshall and Alabama A&M, February 22, 2015

Hit It Hard

Top 10 Exit Velocities

Below is a listing of the top-10 hardest hit balls by MSU in 2021.

Exit Velocity	Name	Opponent	Result
111.43	Tanner, Logan	at South Carolina (5/7)	Single
111.22	Tanner, Logan	Tulane (2/27)	Single
111.21	Cumbest, Brad	Southern (4/6)	Single
110.38	Jordan, Rowdey	at Auburn (4/9)	Error
109.61	Allen, Tanner	Ole Miss (4/18)	Triple
109.47	James, Kamren	Tulane (2/27)	Ground Out
109.11	Allen, Tanner	Kent State (3/7)	Line Out
108.92	Jordan, Rowdey	Samford (3/16)	Double
108.91	Tanner, Logan	at Vanderbilt (4/250)	Ground Out
108.79	Cumbest, Brad	at Vanderbilt (4/25)	Single

NOTE: Data not available for College Baseball Showdown.

Individual Exit Velocities

Below is a listing of each MSU student-athlete's average and top exit velocity of the 2021 season.

Name	Top EV	Average EV
Allen, Tanner	109.61	91.73
Clark, Kellum	100.99	81.66
Cumbest, Brad	111.21	92.58
Dubrule, Scotty	102.94	83.97
Forsythe, Lane	103.70	87.83
Garner, Kace	95.28	87.84
Hancock, Luke	107.16	88.12
Hatcher, Josh	107.43	87.40
James, Kamren	109.47	88.53
Jordan, Rowdey	110.38	89.08
Leggett, Tanner	103.96	85.07
McDonald, Kyte	104.98	88.00
McGowan, Drew	106.08	79.91
Pimentel, Brandon	102.71	89.50
Skinner, Brayland	106.77	90.33
Tanner, Logan	111.44	90.22

NOTE: Data not available for College Baseball Showdown.

Barrel Count

Below is a listing of each MSU student-athlete's total barreled balls in 2021.

Name	2021 Barrels	2020 Barrels
Allen, Tanner	20	1
Clark, Kellum	2	--
Cumbest, Brad	4	1
Dubrule, Scotty	2	--
Forsythe, Lane	4	--
Garner, Kace	1	--
Hancock, Luke	11	--
Hatcher, Josh	15	8
James, Kamren	15	6
Jordan, Rowdey	12	3
Leggett, Tanner	4	--
McDonald, Kyte	5	--
McGowan, Drew	--	--
Pimentel, Brandon	1	4
Skinner, Brayland	3	--
Tanner, Logan	18	2

NOTE: A barreled ball is 98-plus exit velocity and a 10-35 degree launch angle. Barreled balls include all balls put in play ... Data not available for College Baseball Showdown.



Season Statistics

Record: 35-11 Home: 23-6 Away: 9-4 Neutral: 3-1 SEC: 16-8

Player	avg	gp-gs	ab	r	h	2b	3b	hr	rbi	tb	slg%	bb	hp	so	gdp	ob%	sf	sh	sb-att	po	a	e	fld%
5 Allen, Tanner	.379	45-45	174	50	66	10	4	8	46	108	.621	16	13	27	3	.463	2	0	8-11	60	5	0	1.000
4 Jordan, Rowdey	.318	46-46	173	52	55	11	3	9	31	99	.572	24	14	25	3	.433	4	0	7-8	72	2	2	.974
19 Tanner, Logan	.293	45-44	164	32	48	10	0	10	37	88	.537	24	0	33	5	.381	1	0	0-1	470	21	2	.996
6 James, Kamren	.287	45-45	164	33	47	9	0	8	45	80	.488	20	6	38	1	.372	6	0	14-15	27	54	13	.862
3 Dubrule, Scotty	.278	45-39	144	32	40	6	0	0	20	46	.319	25	1	19	2	.388	0	3	5-9	66	76	2	.986
20 Hancock, Luke	.263	46-46	156	30	41	4	0	8	43	69	.442	33	6	12	6	.400	5	0	3-3	132	11	1	.993
10 Hatcher, Josh	.186	45-39	140	15	26	8	0	2	12	40	.286	8	3	29	3	.245	0	1	5-6	228	21	3	.988

25 McDonald, Kyte	.389	12-1	18	5	7	4	0	1	6	14	.778	1	0	2	0	.421	0	0	0-0	0	0	0	.000
33 Cumbest, Brad	.338	33-19	71	15	24	4	1	4	14	42	.592	7	1	22	1	.400	1	0	2-2	26	0	1	.963
50 Pimentel, Brandon	.286	10-1	14	3	4	0	0	1	6	7	.500	3	0	6	1	.412	0	0	0-0	19	2	0	1.000
9 Jordan, Landon	.281	12-9	32	2	9	2	0	0	5	11	.344	6	1	8	1	.410	0	1	2-2	3	13	0	1.000
11 Clark, Kellum	.278	11-4	18	7	5	1	1	1	4	11	.611	5	2	6	0	.480	0	0	0-0	3	0	0	1.000
43 Forsythe, Lane	.271	37-36	118	22	32	4	0	1	14	39	.331	17	2	37	1	.367	2	2	1-1	36	74	9	.924
12 Meche, Davis	.250	10-0	12	4	3	1	0	0	1	4	.333	2	1	4	0	.400	0	0	0-0	2	7	0	1.000
31 Leggett, Tanner	.231	31-14	65	13	15	2	0	1	6	20	.308	8	3	22	3	.342	0	2	5-7	20	26	4	.920
36 Skinner, Brayland	.214	33-18	70	13	15	3	1	1	10	23	.329	9	4	18	1	.337	0	0	4-5	29	1	0	1.000
8 McGowan, Drew	.212	24-8	33	6	7	2	0	0	7	9	.273	8	1	3	1	.364	2	0	2-3	12	1	0	1.000
44 Garner, Kace	.154	11-0	13	4	2	1	0	0	3	3	.231	3	0	3	0	.313	0	0	0-0	19	0	0	1.000
Totals	.282	46	1579	338	446	82	10	55	310	713	.452	219	58	314	32	.385	23	9	58-73	1246	345	43	.974
Opponents	.208	46	1534	182	319	50	5	44	165	511	.333	177	33	589	22	.302	8	7	21-36	1187	440	58	.966

LOB - Team (365), Opp (331). DPs turned - Team (35), Opp (38). CI - Team (0), Opp (2). IBB - Team (5), Hancock 1, James 1, Allen 1, Hatcher 1, Clark 1, Opp (4). Picked off - Jordan, R. 1.

(All games Sorted by Earned run avg)

Player	era	w-l	app	gs	cg	sho	sv	ip	h	r	er	bb	so	2b	3b	hr	b/avg	wp	hp	bk	sfa	sha
28 MacLeod, Christian	3.05	4-3	12	12	0	0/2	0	56.0	46	24	19	20	79	5	0	10	.218	4	2	0	1	1
24 Bednar, Will	3.31	5-1	11	9	0	0/2	0	49.0	39	19	18	12	80	7	1	8	.219	2	4	0	1	1

38 Alford, Kole	0.00	0-0	1	0	0	0/0	0	0.1	1	0	0	1	1	0	0	0	.500	0	0	0	0	0
23 Sims, Landon	0.56	3-0	14	0	0	0/3	6	32.0	13	2	2	10	63	4	0	0	.120	2	0	0	0	1
18 Patrick, Chase	0.93	0-0	14	0	0	0/0	0	9.2	9	1	1	1	6	0	0	1	.265	3	1	0	0	1
51 Carmouche, Dylan	1.23	1-0	9	0	0	0/1	0	7.1	6	2	1	3	11	1	0	0	.222	1	1	0	1	0
32 Stinnett, Parker	1.42	0-0	12	0	0	0/2	1	12.2	4	2	2	7	20	2	0	0	.095	6	3	1	0	0
48 Harding, Houston	2.21	5-1	15	4	0	0/1	0	36.2	29	11	9	11	44	6	0	4	.216	4	1	1	0	1
7 Smith, Brandon	2.73	4-2	14	1	0	0/1	1	26.1	20	13	8	6	30	3	0	3	.196	2	1	0	0	1
15 Smith, Cade	2.84	2-0	4	1	0	0/0	0	6.1	4	3	2	3	11	1	0	0	.174	0	1	0	0	0
2 Hunt, KC	3.75	0-0	12	0	0	0/2	0	12.0	9	5	5	7	14	1	0	1	.209	8	2	0	0	0
45 Tullar, Cam	3.78	0-0	18	0	0	0/1	1	16.2	13	7	7	8	21	3	0	1	.213	2	0	0	2	0
39 Tepper, Mikey	3.86	2-0	10	2	0	0/1	0	11.2	7	6	5	8	13	2	0	0	.159	5	0	2	0	0
29 Koestler, Carlisle	4.00	3-0	10	2	0	0/0	0	18.0	18	8	8	7	22	2	0	2	.257	3	2	0	1	1
17 Simmons, Stone	4.15	1-0	13	0	0	0/0	2	17.1	13	8	8	6	24	3	0	0	.200	1	0	0	0	0
35 Johnson, Preston	4.58	1-0	13	0	0	0/3	0	17.2	13	10	9	8	28	0	0	1	.210	0	3	0	1	0
27 Fristoe, Jackson	5.04	3-3	12	11	0	0/1	0	44.2	37	26	25	31	65	4	3	8	.220	4	3	1	0	0
14 Self, Riley	5.40	0-0	7	0	0	0/2	0	5.0	9	4	3	4	7	1	0	0	.375	0	0	0	0	0
40 Forrester, Jaxen	6.00	0-0	3	0	0	0/1	0	3.0	2	2	2	2	1	1	0	0	.200	2	0	0	1	0
37 Cerantola, Eric	6.32	0-1	8	4	0	0/0	0	15.2	12	11	11	10	23	0	1	2	.211	4	6	0	0	0
26 Lovett, Xavier	6.75	0-0	6	0	0	0/1	0	4.0	3	4	3	2	1	2	0	0	.188	1	1	0	0	0
55 Price, Spencer	7.71	1-0	8	0	0	0/1	0	7.0	5	6	6	5	12	0	0	2	.185	2	1	0	0	0
47 Talley, Drew	9.00	0-0	4	0	0	0/1	0	3.0	5	4	3	1	7	2	0	0	.357	0	0	0	0	0
13 Rokose, Davis	10.80	0-0	4	0	0	0/0	0	3.1	2	4	4	4	6	0	0	1	.167	0	1	0	0	0
Totals	3.49	35-11	46	46	0	6/6	11	415.1	319	182	161	177	589	50	5	44	.208	56	33	5	8	7
Opponents	6.78	11-35	46	46	2	1/0	6	395.2	446	338	298	219	314	82	10	55	.282	47	58	5	23	9

PB - Team (2), Tanner 1, Hancock 1, Opp (6). Pickoffs - Team (2), Harding 1, Patrick 1, Opp (1). SBA/ATT - Tanner (15-24), Hancock (6-7), MacLeod (3-7), Bednar (4-6), Harding (2-3), Tepper (3-3), Fristoe (1-3), Patrick (0-2), Cerantola (2-2), Johnson (2-2), Price (1-1), Hunt (0-1), Self (0-1), Sims (1-1), Stinnett (1-1), Talley (0-1), Tullar (0-1), Carmouche (1-1).

Southeastern Conference Statistics

Record: 16-8 Home: 8-4 Away: 8-4 SEC: 16-8

Player	avg	gp-gs	ab	r	h	2b	3b	hr	rbi	tb	slg%	bb	hp	so	gdp	ob%	sf	sh	sb-att	po	a	e	fld%
5 Allen, Tanner	.406	24-24	96	24	39	5	4	6	27	70	.729	8	9	12	2	.487	2	0	2-5	32	1	0	1.000
4 Jordan, Rowdey	.344	24-24	93	29	32	5	1	5	13	54	.581	15	9	11	3	.479	0	0	3-3	45	1	1	.979
6 James, Kamren	.281	24-24	89	15	25	4	0	4	21	41	.461	15	2	23	1	.385	3	0	3-4	12	26	5	.884
19 Tanner, Logan	.280	24-24	93	17	26	7	0	6	17	51	.548	12	0	20	2	.362	0	0	0-0	279	11	1	.997
20 Hancock, Luke	.235	24-24	85	13	20	1	0	3	18	30	.353	12	4	8	3	.343	4	0	1-1	42	4	1	.979
43 Forsythe, Lane	.207	24-24	82	7	17	2	0	0	7	19	.232	8	1	31	0	.280	2	2	0-0	30	54	8	.913

11 Clark, Kellum	.333	4-1	6	2	2	0	1	0	0	4	.667	1	1	3	0	.500	0	0	0-0	1	0	0	1.000
33 Cumbest, Brad	.278	14-9	36	4	10	2	0	1	6	15	.417	4	0	10	1	.341	1	0	1-1	12	0	0	1.000
3 Dubrule, Scotty	.239	23-19	71	10	17	2	0	0	5	19	.268	9	1	11	1	.333	0	1	2-4	39	33	0	1.000
36 Skinner, Brayland	.196	21-16	56	8	11	3	0	1	7	17	.304	7	3	15	1	.318	0	0	4-5	26	1	0	1.000
31 Leggett, Tanner	.158	17-9	38	3	6	1	0	0	3	7	.184	2	3	17	1	.256	0	1	0-1	14	21	4	.897
10 Hatcher, Josh	.145	23-18	69	5	10	3	0	1	4	16	.232	1	0	17	1	.157	0	1	0-1	103	13	1	.991
25 McDonald, Kyte	.000	2-0	2	0	0	0	0	0	0	0	.000	0	0	1	0	.000	0	0	0-0	0	0	0	.000
50 Pimentel, Brandon	.000	1-0	2	0	0	0	0	0	0	0	.000	0	0	1	1	.000	0	0	0-0	3	0	0	1.000
12 Meche, Davis	.000	1-0	1	0	0	0	0	0	0	0	.000	0	0	0	0	.000	0	0	0-0	1	1	0	1.000
8 McGowan, Drew	.000	3-0	0	0	0	0	0	0	0	0	.000	0	0	0	0	.000	0	0	0-0	0	0	0	.000
44 Garner, Kace	.000	1-0	0	0	0	0	0	0	0	0	.000	0	0	0	0	.000	0	0	0-0	1	0	0	1.000
Totals	.263	24	819	137	215	35	6	27	128	343	.419	94	33	180	17	.357	12	5	16-25	652	183	22	.974
Opponents	.228	24	819	114	187	27	3	30	104	310	.379	102	11	290	15	.320	6	6	9-14	639	214	20	.977

LOB - Team (188), Opp (178). DPs turned - Team (23), Opp (21). CI - Team (0), Opp (1). IBB - Team (4), Clark 1, Allen 1, Hancock 1, James 1, Opp (3). Picked off - Jordan, R. 1.

(SEC games only Sorted by Earned run avg)

Player	era	w-l	app	gs	cg	sho	sv	ip	h	r	er	bb	so	2b	3b	hr	b/avg	wp	hp	bk	sfa	sha
28 MacLeod, Christian	3.48	3-2	8	8	0	0/1	0	41.1	32	17	16	14	51	4	0	7	.208	1	1	0	1	0
24 Bednar, Will	3.86	5-1	8	8	0	0/1	0	42.0	37	19	18	12	66	5	1	8	.236	2	3	0	1	1
27 Fristoe, Jackson	7.16	1-3	8	7	0	0/0	0	27.2	29	23	22	25	43	4	2	5	.264	4	1	1	0	0

14 Self, Riley	0.00	0-0	1	0	0	0/0	0	0.1	0	0	0	1	0	0	0	0	.000	0	0	0	0	0
55 Price, Spencer	0.00	0-0	1	0	0	0/0	0	0.1	0	0	0	0	0	0	0	0	.000	0	0	0	0	0
23 Sims, Landon	0.44	2-0	9	0	0	0/1	5	20.1	7	1	1	7	33	1	0	0	.106	2	0	0	0	1
45 Tullar, Cam	1.93	0-0	10	0	0	0/0	1	9.1	8	2	2	2	12	2	0	0	.229	2	0	0	2	0
18 Patrick, Chase	2.25	0-0	7	0	0	0/0	0	4.0	5	1	1	1	1	0	0	1	.357	1	0	0	0	1
32 Stinnett, Parker	2.35	0-0	7	0	0	0/0	1	7.2	3	2	2	6	9	2	0	0	.115	5	2	0	0	0
48 Harding, Houston	3.71	3-0	9	0	0	0/0	0	17.0	16	8	7	6	17	1	0	3	.250	1	1	0	0	1
17 Simmons, Stone	4.22	0-0	7	0	0	0/0	1	10.2	8	5	5	5	16	1	0	0	.195	1	0	0	0	0
7 Smith, Brandon	5.11	1-2	8	0	0	0/0	1	12.1	16	12	7	4	14	3	0	3	.286	1	1	0	0	1
35 Johnson, Preston	6.55	1-0	8	0	0	0/2	0	11.0	10	9	8	6	14	0	0	1	.250	0	1	0	0	0
51 Carmouche, Dylan	6.75	0-0	2	0	0	0/0	0	1.1	3	2	1	1	2	1	0	0	.429	1	0	0	1	0
37 Cerantola, Eric	7.71	0-0	2	1	0	0/0	0	2.1	0	2	2	3	2	0	0	0	.000	2	1	0	0	0
29 Koestler, Carlisle	9.00	0-0	3	0	0	0/0	0	4.0	6	4	4	2	4	1	0	1	.375	0	0	0	1	1
2 Hunt, KC	9.00	0-0	2	0	0	0/1	0	2.0	2	2	2	3	3	0	0	1	.250	0	0	0	0	0
39 Tepper, Mikey	12.27	0-0	4	0	0	0/0	0	3.2	5	5	5	4	3	2	0	0	.313	2	0	1	0	0
Totals	4.27	16-8	24	24	0	2/2	9	217.1	187	114	103	102	290	27	3	30	.228	25	11	2	6	6
Opponents	5.15	8-16	24	24	2	1/0	5	213.0	215	137	122	94	180	35	6	27	.263	20	33	0	12	5

PB - Team (1), Hancock 1, Opp (1). Pickoffs - Team (0), Opp (1). SBA/ATT - Tanner (8-12), Bednar (4-4), Fristoe (1-2), MacLeod (0-2), Carmouche (1-1), Hancock (1-1), Johnson (1-1), Stinnett (1-1), Patrick (0-1), Tullar (0-1), Cerantola (1-1).



Last 10 Games Statistics

Record: 7-3 Home: 3-0 Away: 4-3 SEC: 6-3

Player	avg	gp-gs	ab	r	h	2b	3b	hr	rbi	tb	slg%	bb	hp	so	gdp	ob%	sf	sh	sb-att	po	a	e	fld%
5 Allen, Tanner	.478	10-10	46	12	22	3	1	3	9	36	.783	3	2	4	1	.529	0	0	1-3	12	0	0	1.000
19 Tanner, Logan	.381	10-10	42	10	16	2	0	4	9	30	.714	6	0	6	1	.458	0	0	0-0	120	4	1	.992
4 Jordan, Rowdey	.342	10-10	38	12	13	3	0	3	7	25	.658	10	2	4	0	.490	1	0	2-2	16	0	0	1.000
20 Hancock, Luke	.293	10-10	41	7	12	1	0	1	8	16	.390	5	2	3	2	.396	0	0	0-0	40	4	1	.978
3 Dubrule, Scotty	.263	10-10	38	6	10	0	0	0	4	10	.263	7	1	2	0	.391	0	1	2-4	21	17	0	1.000
6 James, Kamren	.226	9-9	31	5	7	2	0	0	6	9	.290	9	2	11	1	.419	1	0	0-0	4	4	2	.800
43 Forsythe, Lane	.194	10-10	36	3	7	1	0	0	3	8	.222	6	0	14	0	.302	1	1	0-0	9	25	2	.944

12 Meche, Davis	1.000	1-0	1	1	1	1	0	0	0	2	2.000	0	0	0	0	1.000	0	0	0-0	1	1	0	1.000
11 Clark, Kellum	.333	4-2	9	3	3	1	1	0	0	6	.667	2	0	4	0	.455	0	0	0-0	1	0	0	1.000
33 Cumbest, Brad	.286	9-8	28	5	8	2	0	2	9	16	.571	4	0	10	1	.364	1	0	2-2	10	0	0	1.000
36 Skinner, Brayland	.167	8-2	12	0	2	1	0	0	1	3	.250	1	0	6	0	.231	0	0	1-1	4	0	0	1.000
10 Hatcher, Josh	.118	10-4	17	0	2	0	0	0	0	2	.118	0	0	7	1	.118	0	0	0-1	28	5	0	1.000
31 Leggett, Tanner	.083	7-5	24	1	2	0	0	0	3	2	.083	2	1	12	0	.185	0	1	0-1	5	12	1	.944
25 McDonald, Kyte	.000	1-0	1	0	0	0	0	0	0	0	.000	0	0	0	0	.000	0	0	0-0	0	0	0	.000
44 Garner, Kace	.000	1-0	1	0	0	0	0	0	0	0	.000	0	0	0	0	.000	0	0	0-0	0	0	0	.000
8 McGowan, Drew	.000	2-0	1	0	0	0	0	0	1	0	.000	0	0	0	0	.000	1	0	0-0	0	0	0	.000
Totals	.287	10	366	65	105	17	2	13	60	165	.451	55	10	83	7	.390	5	3	8-14	277	79	7	.981
Opponents	.221	10	344	43	76	6	2	9	41	113	.328	43	7	125	8	.318	2	3	7-8	276	84	11	.970

LOB - Team (99), Opp (79). DPs turned - Team (10), Opp (8). CI - Team (0), Opp (1). IBB - Team (3), Allen 1, Clark 1, James 1, Opp (1).

(Last 10 Games Sorted by Earned run avg)

Player	era	w-l	app	gs	cg	sho	sv	ip	h	r	er	bb	so	2b	3b	hr	b/avg	wp	hp	bk	sfa	sha
24 Bednar, Will	2.81	3-0	3	3	0	0/0	0	16.0	14	5	5	6	28	0	0	3	.241	1	1	0	1	0
28 MacLeod, Christian	3.68	1-1	3	3	0	0/1	0	14.2	12	7	6	6	16	2	0	0	.211	0	1	0	0	0

32 Stinnett, Parker	0.00	0-0	4	0	0	0/0	0	4.1	2	0	0	2	7	0	0	0	.143	3	2	1	0	0
15 Smith, Cade	0.00	1-0	1	1	0	0/0	0	3.0	1	0	0	0	3	0	0	0	.111	0	0	0	0	0
2 Hunt, KC	0.00	0-0	2	0	0	0/1	0	2.0	1	0	0	2	4	0	0	0	.143	0	0	0	0	0
51 Carmouche, Dylan	0.00	0-0	1	0	0	0/0	0	1.0	1	0	0	0	0	0	0	0	.333	0	0	0	0	0
29 Koestler, Carlisle	0.00	0-0	1	0	0	0/0	0	0.1	0	0	0	1	0	0	0	0	.000	0	0	0	0	0
23 Sims, Landon	1.17	1-0	3	0	0	0/0	1	7.2	2	1	1	3	16	0	0	0	.080	1	0	0	0	0
45 Tullar, Cam	1.93	0-0	6	0	0	0/0	1	4.2	3	1	1	2	8	1	0	1	.176	0	0	0	1	0
48 Harding, Houston	2.16	1-0	3	0	0	0/0	0	8.1	8	2	2	4	7	0	0	0	.258	1	1	0	0	1
17 Simmons, Stone	2.70	0-0	4	0	0	0/0	1	6.2	3	2	2	3	9	1	0	0	.125	0	0	0	0	0
7 Smith, Brandon	3.60	0-1	3	0	0	0/0	0	5.0	7	5	2	0	4	2	0	1	.318	0	0	0	0	1
18 Patrick, Chase	5.40	0-0	3	0	0	0/0	0	1.2	3	1	1	1	0	0	0	1	.500	1	0	0	0	1
27 Fristoe, Jackson	8.68	0-1	3	3	0	0/0	0	9.1	11	10	9	9	13	0	1	2	.275	1	1	0	0	0
35 Johnson, Preston	9.00	0-0	4	0	0	0/1	0	5.0	7	6	5	1	7	0	0	1	.333	0	1	0	0	0
37 Cerantola, Eric	9.00	0-0	1	0	0	0/0	0	1.0	1	1	1	0	3	0	1	0	.250	1	0	0	0	0
39 Teppner, Mikey	10.80	0-0	3	0	0	0/0	0	1.2	0	2	2	3	0	0	0	0	.000	0	0	1	0	0
Totals	3.61	7-3	10	10	0	1/1	3	92.1	76	43	37	43	125	6	2	9	.221	9	7	2	2	3
Opponents	5.38	3-7	10	10	1	0/0	1	92.0	105	65	55	55	83	17	2	13	.287	8	10	0	5	3

PB - Team (0), Opp (2). SBA/ATT - Tanner (7-8), Bednar (4-4), Fristoe (1-1), Patrick (0-1), Johnson (1-1), Stinnett (1-1).

Team Game-by-Game (Hitting)

Date	Opponent	ab	r	h	rbi	2b	3b	hr	tb	bb	ibb	sb	cs	hbp	sac	sf	gdp	k	po	a	e	lob	avg
Feb 20	vs Texas	40	8	12	7	1	0	2	19	5	0	1	0	0	0	0	0	10	27	2	0	10	.300
Feb 21	vs TCU	33	2	7	2	1	0	1	11	2	0	0	0	0	0	0	2	11	27	9	2	6	.260
Feb 22	vs Texas Tech	37	11	12	10	1	1	1	18	6	0	0	1	0	0	0	1	5	27	8	0	5	.282
Feb 24	JACKSON STATE	33	7	10	5	3	0	1	16	7	0	5	0	2	0	0	1	3	27	14	3	11	.287
Feb 26	TULANE	34	3	6	2	3	0	0	9	2	0	1	0	1	0	0	0	6	27	6	4	7	.266
Feb 27	TULANE	34	9	10	9	0	0	3	19	7	1	1	0	0	0	0	1	4	27	10	0	9	.270
Feb 28	TULANE	32	5	7	5	2	0	1	12	7	0	1	0	0	0	0	1	10	27	5	3	8	.263
Mar 03	vs Southern Miss	30	4	9	4	1	1	0	12	5	0	1	0	0	1	1	2	5	27	4	2	9	.267
Mar 05	KENT STATE	29	8	6	8	0	1	0	8	9	0	6	1	3	0	0	0	6	27	7	1	9	.262
Mar 06	KENT STATE	34	5	10	5	3	0	0	13	4	0	0	0	0	1	0	1	5	27	13	1	7	.265
Mar 07	KENT STATE	37	13	16	12	2	0	1	21	6	0	1	0	2	0	1	1	6	27	4	1	9	.282
Mar 09	GRAMBLING	32	10	11	10	2	0	1	16	8	0	0	0	2	1	1	2	4	27	7	0	10	.286
Mar 10	LOUISIANA	25	4	4	2	1	0	0	5	3	0	1	1	1	0	2	0	8	27	7	0	3	.279
Mar 12	EASTERN MICHIGAN	37	14	14	14	7	0	0	21	10	0	4	0	0	0	1	0	8	27	4	0	10	.287
Mar 13	EASTERN MICHIGAN	28	4	4	4	0	0	1	7	3	0	1	0	2	0	0	2	4	27	12	0	5	.279
Mar 14	EASTERN MICHIGAN	32	4	8	4	1	0	1	12	1	0	0	1	3	0	0	0	2	27	5	1	8	.277
Mar 16	SAMFORD	33	10	10	10	1	0	3	20	8	0	2	1	1	0	0	0	7	27	15	1	8	.279
*Mar 19	at LSU	37	6	11	6	2	0	1	16	2	1	1	0	2	0	0	1	4	27	8	1	8	.280
*Mar 20	at LSU	28	3	4	3	1	0	0	5	5	0	0	2	0	1	1	0	5	27	6	1	5	.274
*Mar 21	at LSU	31	3	6	3	2	0	0	8	2	0	1	0	1	0	1	1	7	24	9	0	5	.270
Mar 24	NORTH ALABAMA	41	18	14	14	1	1	0	17	10	0	3	0	2	0	0	0	9	27	4	0	11	.274
*Mar 26	ARKANSAS	30	2	4	2	0	0	0	4	5	0	0	0	2	0	0	1	5	27	5	1	8	.268
*Mar 27	ARKANSAS	36	5	10	5	3	0	2	19	2	0	0	0	1	0	0	2	12	27	8	2	7	.269
*Mar 28	ARKANSAS	37	4	13	4	1	0	2	20	2	0	0	1	1	0	0	2	7	27	5	1	9	.273
*Apr 01	KENTUCKY	29	8	6	8	2	0	1	11	7	0	1	0	4	1	2	0	8	27	5	1	11	.270
*Apr 02	KENTUCKY	28	3	6	3	0	0	0	6	1	0	0	0	2	0	2	0	5	27	9	1	6	.268
*Apr 03	KENTUCKY	30	4	7	4	1	1	2	16	0	0	1	0	3	0	1	0	5	27	10	1	6	.267
Apr 06	SOUTHERN	42	15	16	11	4	0	3	29	5	0	7	0	1	0	0	0	7	27	4	0	9	.272
*Apr 09	at Auburn	35	6	8	5	3	0	2	17	3	0	2	0	1	1	0	1	9	27	6	2	7	.271
*Apr 10	at Auburn	35	7	11	7	1	0	3	21	3	0	1	0	1	0	0	1	6	27	7	0	5	.272
*Apr 11	at Auburn	42	19	17	16	2	1	1	24	9	0	1	0	5	0	0	2	4	27	8	0	10	.278
Apr 13	ARKANSAS STATE	38	18	15	15	3	0	5	33	7	0	1	1	2	0	1	0	3	27	6	1	6	.282
*Apr 16	OLE MISS	30	5	7	5	2	1	1	14	0	0	0	0	0	0	2	0	9	27	9	2	3	.280
*Apr 17	OLE MISS	27	0	1	0	0	0	0	1	2	0	0	0	0	0	0	0	12	27	8	0	2	.275
*Apr 18	OLE MISS	36	7	12	7	1	1	1	18	2	0	1	0	1	0	0	0	6	27	11	2	8	.276
Apr 20	UAB	41	19	17	19	7	0	2	30	4	0	5	0	2	0	2	0	4	27	6	1	6	.281
*Apr 23	at Vanderbilt	31	2	3	2	1	0	0	4	0	0	0	0	1	0	0	0	8	24	8	0	3	.277
*Apr 24	at Vanderbilt	36	7	10	7	3	0	2	19	5	0	1	1	1	0	0	0	12	27	3	0	9	.277
*Apr 25	at Vanderbilt	32	4	7	4	2	0	1	12	7	0	0	0	0	0	0	2	9	24	6	2	8	.275
*Apr 30	TEXAS A&M	47	8	14	8	2	0	2	22	5	0	1	0	3	0	1	0	15	36	6	2	15	.276
*May 01	TEXAS A&M	26	3	6	1	0	0	0	6	11	1	0	2	1	1	1	1	4	27	15	0	13	.275
*May 01	TEXAS A&M	41	10	17	10	1	0	1	21	4	0	1	1	0	0	0	1	3	27	5	0	11	.279
May 05	at The Citadel	38	10	13	10	3	0	2	22	6	0	1	0	1	1	2	1	7	27	10	0	11	.281
*May 07	at South Carolina	37	9	12	7	3	0	0	15	6	0	0	0	1	0	0	1	8	27	12	0	8	.282
*May 08	at South Carolina	37	9	14	8	1	1	3	26	5	0	2	2	1	1	0	1	8	27	5	2	8	.284
*May 09	at South Carolina	41	3	9	3	1	1	2	18	6	2	2	0	1	0	1	0	9	31	9	1	13	.282
Totals		1579	338	446	310	82	10	55	713	219	5	58	15	58	9	23	32	314	1246	345	43	365	.282



Team Game-by-Game (Pitching)

Date	Opponent	ip	h	r	er	bb	so	2b	3b	hr	wp	bk	hbp	dp	ibb	score	w-l	sv	era
Feb 20	vs Texas	9.0	9	3	3	1	18	2	0	1	0	0	0	0	0	8-3	1-0	0	3.00
Feb 21	vs TCU	9.0	4	3	2	7	8	2	0	0	3	0	0	1	0	2-3	1-1	0	2.50
Feb 22	vs Texas Tech	9.0	6	5	5	10	15	1	0	0	2	0	4	1	0	11-5	2-1	0	3.33
Feb 24	JACKSON STATE	9.0	2	3	2	1	7	0	0	0	4	0	1	0	0	7-3	3-1	0	3.00
Feb 26	TULANE	9.0	8	7	2	5	14	1	0	1	2	0	2	0	0	3-7	3-2	0	2.80
Feb 27	TULANE	9.0	10	5	5	5	15	1	0	1	0	0	2	0	0	9-5	4-2	0	3.17
Feb 28	TULANE	9.0	12	4	4	2	14	1	1	3	1	0	0	2	1	5-4	5-2	0	3.29
Mar 03	vs Southern Miss	9.0	3	1	1	3	20	1	0	0	1	0	0	0	0	4-1	6-2	1	3.00
Mar 05	KENT STATE	9.0	4	3	2	4	15	0	0	1	1	0	0	1	0	8-3	7-2	1	2.89
Mar 06	KENT STATE	9.0	13	9	8	6	11	2	0	1	1	0	1	2	0	5-9	7-3	1	3.40
Mar 07	KENT STATE	9.0	0	0	0	2	13	0	0	0	0	0	0	0	0	13-0	8-3	1	3.09
Mar 09	GRAMBLING	9.0	2	0	0	2	13	1	0	0	0	0	0	0	0	10-0	9-3	1	2.83
Mar 10	LOUISIANA	9.0	7	0	0	1	17	2	0	0	1	1	0	1	0	4-0	10-3	1	2.62
Mar 12	EASTERN MICHIGAN	9.0	3	0	0	1	18	0	0	0	1	0	0	0	0	14-0	11-3	1	2.43
Mar 13	EASTERN MICHIGAN	9.0	2	1	1	1	8	0	0	1	0	0	2	1	0	4-1	12-3	1	2.33
Mar 14	EASTERN MICHIGAN	9.0	4	1	1	2	13	1	0	1	0	0	1	0	0	4-1	13-3	2	2.25
Mar 16	SAMFORD	9.0	7	2	2	2	9	4	0	0	4	0	0	1	0	10-2	14-3	2	2.24
*Mar 19	at LSU	9.0	4	1	1	2	12	1	0	0	0	0	0	1	0	6-1	15-3	3	2.17
*Mar 20	at LSU	9.0	5	0	0	3	10	0	0	0	1	0	0	1	0	3-0	16-3	4	2.05
*Mar 21	at LSU	8.0	7	8	8	6	9	3	0	2	3	0	1	2	0	3-8	16-4	4	2.36
Mar 24	NORTH ALABAMA	9.0	6	1	1	4	15	1	0	0	2	0	1	0	0	18-1	17-4	4	2.30
*Mar 26	ARKANSAS	9.0	10	8	7	5	13	0	0	4	2	0	0	1	0	2-8	17-5	4	2.51
*Mar 27	ARKANSAS	9.0	13	11	10	4	16	2	0	4	0	0	1	0	0	5-11	17-6	4	2.84
*Mar 28	ARKANSAS	9.0	7	6	6	6	13	1	1	1	2	0	0	0	0	4-6	17-7	4	2.97
*Apr 01	KENTUCKY	9.0	5	1	0	3	15	1	0	0	2	0	0	0	0	8-1	18-7	4	2.85
*Apr 02	KENTUCKY	9.0	5	2	2	2	12	1	0	1	1	0	0	1	1	3-2	19-7	4	2.82
*Apr 03	KENTUCKY	9.0	6	3	3	5	12	2	0	0	1	0	0	2	1	4-3	20-7	5	2.83
Apr 06	SOUTHERN	9.0	7	1	1	5	17	0	0	0	4	1	1	0	0	15-1	21-7	5	2.76
*Apr 09	at Auburn	9.0	7	5	4	4	12	0	0	2	0	0	1	0	0	6-5	22-7	6	2.80
*Apr 10	at Auburn	9.0	7	2	2	0	10	1	0	1	0	0	0	1	0	7-2	23-7	6	2.78
*Apr 11	at Auburn	9.0	11	10	10	8	12	2	0	3	3	1	0	1	0	19-10	24-7	6	3.01
Apr 13	ARKANSAS STATE	9.0	11	10	10	6	15	2	0	2	1	0	3	0	0	18-10	25-7	6	3.23
*Apr 16	OLE MISS	9.0	6	2	2	3	12	1	0	1	0	0	0	3	0	5-2	26-7	7	3.19
*Apr 17	OLE MISS	9.0	17	9	9	3	10	4	1	1	2	0	1	1	0	0-9	26-8	7	3.36
*Apr 18	OLE MISS	9.0	6	5	4	6	10	2	0	2	0	0	1	1	0	7-5	27-8	8	3.38
Apr 20	UAB	9.0	7	7	6	4	11	1	0	1	2	0	3	0	0	19-7	28-8	8	3.46
*Apr 23	at Vanderbilt	8.0	8	6	6	5	10	1	0	0	0	0	0	0	0	2-6	28-9	8	3.53
*Apr 24	at Vanderbilt	9.0	5	4	4	5	16	0	0	0	1	0	1	2	0	7-4	29-9	8	3.55
*Apr 25	at Vanderbilt	8.0	7	7	6	4	13	0	1	1	1	0	0	0	0	4-7	29-10	8	3.62
*Apr 30	TEXAS A&M	12.0	12	7	5	3	18	2	0	2	2	0	1	0	0	8-7	30-10	8	3.62
*May 01	TEXAS A&M	9.0	7	2	2	4	10	1	0	1	0	0	1	3	0	3-2	31-10	9	3.59
*May 01	TEXAS A&M	9.0	11	5	5	8	9	0	0	0	2	1	0	2	0	10-5	32-10	10	3.62
May 05	at The Citadel	9.0	5	2	2	1	13	0	1	1	1	1	1	2	0	10-2	33-10	10	3.58
*May 07	at South Carolina	9.0	3	0	0	4	8	0	0	0	0	0	0	0	0	9-0	34-10	10	3.50
*May 08	at South Carolina	9.0	8	6	3	1	16	0	0	3	1	0	0	0	0	9-6	35-10	11	3.49
*May 09	at South Carolina	10.1	10	4	4	8	12	2	0	1	1	0	3	1	1	3-4	35-11	11	3.49
Totals		415.1	319	182	161	177	589	50	5	44	56	5	33	35	4	338-182	35-11	11	3.49



Non-Starter Statistics

Player	avg	gp-gs	ab	r	h	2b	3b	hr	rbi	tb	slg%	bb	hp	so	gdp	ob%	sf	sh	sb-att	po	a	e	fld%
3 Dubrule, Scotty	.500	6-0	6	2	3	0	0	0	3	3	.500	1	0	0	0	.571	0	0	0-0	2	3	0	1.000
25 McDonald, Kyte	.429	11-0	14	4	6	3	0	1	6	12	.857	1	0	2	0	.467	0	0	0-0	0	0	0	.000
33 Cumbest, Brad	.400	14-0	15	4	6	1	0	1	2	10	.667	2	1	3	0	.500	0	0	0-0	8	0	0	1.000
9 Jordan, Landon	.333	3-0	3	0	1	0	0	0	2	1	.333	2	0	0	0	.600	0	0	0-0	1	0	0	1.000
11 Clark, Kellum	.286	7-0	7	3	2	0	0	1	4	5	.714	1	1	4	0	.444	0	0	0-0	3	0	0	1.000
36 Skinner, Brayland	.273	15-0	11	2	3	1	0	0	1	4	.364	1	1	4	0	.385	0	0	0-0	3	0	0	1.000
31 Leggett, Tanner	.263	17-0	19	6	5	0	0	1	3	8	.421	4	0	4	0	.391	0	0	1-2	5	4	1	.900
12 Meche, Davis	.250	10-0	12	4	3	1	0	0	1	4	.333	2	1	4	0	.400	0	0	0-0	2	7	0	1.000
50 Pimentel, Brandon	.250	9-0	12	3	3	0	0	1	6	6	.500	3	0	6	1	.400	0	0	0-0	19	2	0	1.000
8 McGowan, Drew	.200	16-0	15	6	3	2	0	0	4	5	.333	5	1	1	1	.409	1	0	1-2	3	1	0	1.000
44 Garner, Kace	.154	11-0	13	4	2	1	0	0	3	3	.231	3	0	3	0	.313	0	0	0-0	19	0	0	1.000
10 Hatcher, Josh	.000	6-0	4	0	0	0	0	0	0	0	.000	0	0	0	1	.000	0	0	0-1	10	4	0	1.000
19 Tanner, Logan	.000	1-0	1	0	0	0	0	0	0	0	.000	0	0	0	0	.000	0	0	0-0	0	0	0	.000

43 Forsythe, Lane	.000	1-0	0	0	0	0	0	0	0	0	.000	0	0	0	0	.000	0	0	0-0	0	0	0	.000
Totals	.280	46	132	38	37	9	0	5	35	61	.462	25	5	31	3	.411	1	0	2-5	88	44	5	.964
Opponents	.175	46	103	11	18	7	0	2	11	31	.301	12	2	46	1	.269	2	1	0-1	56	42	8	.925

(All games Sorted by Earned run avg)

Player	era	w-l	app	gs	cg	sho	sv	ip	h	r	er	bb	so	2b	3b	hr	b/avg	wp	hp	bk	sfa	sha
24 Bednar, Will	0.00	0-0	2	0	0	0/0	0	5.0	1	0	0	0	9	1	0	0	.067	0	1	0	0	0
38 Alford, Kole	0.00	0-0	1	0	0	0/0	0	0.1	1	0	0	1	1	0	0	0	.500	0	0	0	0	0
23 Sims, Landon	0.56	3-0	14	0	0	0/3	6	32.0	13	2	2	10	63	4	0	0	.120	2	0	0	0	1
18 Patrick, Chase	0.93	0-0	14	0	0	0/0	0	9.2	9	1	1	1	6	0	0	1	.265	3	1	0	0	1
51 Carmouche, Dylan	1.23	1-0	9	0	0	0/1	0	7.1	6	2	1	3	11	1	0	0	.222	1	1	0	1	0
32 Stinnett, Parker	1.42	0-0	12	0	0	0/2	1	12.2	4	2	2	7	20	2	0	0	.095	6	3	1	0	0
27 Fristoe, Jackson	2.25	0-1	1	0	0	0/0	0	4.0	3	1	1	2	6	1	0	1	.214	0	0	0	0	0
37 Cerantola, Eric	2.25	0-0	4	0	0	0/0	0	4.0	2	1	1	1	10	0	1	0	.143	2	0	0	0	0
7 Smith, Brandon	2.96	3-2	13	0	0	0/1	1	24.1	20	13	8	6	28	3	0	3	.208	2	1	0	0	1
29 Koestler, Carlisle	3.14	2-0	8	0	0	0/0	0	14.1	12	5	5	6	19	2	0	1	.226	2	2	0	1	1
48 Harding, Houston	3.60	3-0	11	0	0	0/0	0	20.0	19	9	8	6	21	1	0	4	.253	1	1	0	0	1
2 Hunt, KC	3.75	0-0	12	0	0	0/2	0	12.0	9	5	5	7	14	1	0	1	.209	8	2	0	0	0
45 Tullar, Cam	3.78	0-0	18	0	0	0/1	1	16.2	13	7	7	8	21	3	0	1	.213	2	0	0	2	0
17 Simmons, Stone	4.15	1-0	13	0	0	0/0	2	17.1	13	8	8	6	24	3	0	0	.200	1	0	0	0	0
35 Johnson, Preston	4.58	1-0	13	0	0	0/3	0	17.2	13	10	9	8	28	0	0	1	.210	0	3	0	1	0
39 Tepper, Mikey	5.19	0-0	8	0	0	0/1	0	8.2	6	6	5	7	10	2	0	0	.176	4	0	2	0	0
14 Self, Riley	5.40	0-0	7	0	0	0/2	0	5.0	9	4	3	4	7	1	0	0	.375	0	0	0	0	0
15 Smith, Cade	5.40	1-0	3	0	0	0/0	0	3.1	3	3	2	3	8	1	0	0	.214	0	1	0	0	0
40 Forrester, Jaxen	6.00	0-0	3	0	0	0/1	0	3.0	2	2	2	2	1	1	0	0	.200	2	0	0	1	0
26 Lovett, Xavier	6.75	0-0	6	0	0	0/1	0	4.0	3	4	3	2	1	2	0	0	.188	1	1	0	0	0
55 Price, Spencer	7.71	1-0	8	0	0	0/1	0	7.0	5	6	6	5	12	0	0	2	.185	2	1	0	0	0
47 Talley, Drew	9.00	0-0	4	0	0	0/1	0	3.0	5	4	3	1	7	2	0	0	.357	0	0	0	0	0
13 Rokose, Davis	10.80	0-0	4	0	0	0/0	0	3.1	2	4	4	4	6	0	0	1	.167	0	1	0	0	0
Totals	3.30	16-3	46	0	0	6/6	11	234.2	173	99	86	100	333	31	1	16	.201	39	19	3	6	5
Opponents	7.96	4-8	46	0	0	1/0	6	186.2	226	189	165	123	159	47	2	31	.295	34	30	3	7	4

National Rankings

Hitting	NCAA	SEC	Total
Base on Balls	22	5	219
Batting Average	76	7	0.281
Doubles	53	5	82
Doubles Per Game	92	5	1.78
Hit by Pitch	59	3	58
Hits	23	6	444
Home Runs	30	11	55
Home Runs Per Game	45	11	1.2
On Base Percentage	61	5	0.384
Runs	16	4	338
Sacrifice Bunts	234	11	9
Sacrifice Flies	55	8	21
Scoring	24	3	7.3
Slugging Percentage	54	9	0.45
Stolen Bases	49	4	58
Stolen Bases Per Game	69	3	1.26
Triples	87	6	10
Triples Per Game	126	6	0.22
Pitching	NCAA	SEC	Total
Earned Run Average	17	3	3.49
Hit Batters	231	10	33
Hits Allowed Per Nine Innings	6	2	6.91
Shutouts	8	1	6
Strikeout-to-Walk Ratio	11	3	3.33
Strikeouts Per Nine Innings	1	1	12.8
WHIP	11	3	1.19
Walks Allowed Per Nine Innings	81	10	3.84
Fielding	NCAA	SEC	Total
Fielding Percentage	62	12	0.974
Double Plays	31	4	35
Double Plays Per Game	70	4	0.76

Hitting	Name	NCAA	SEC	Total
Base on Balls	Luke Hancock	53	7	33
Batting Average	Tanner Allen	53	2	.379
Doubles	--	--	--	--
Hit by Pitch	Rowdey Jordan	24	2	14
	Tanner Allen	37	3	13
Hits	Tanner Allen	13	2	66
Home Runs	Logan Tanner	93	17	10
	Rowdey Jordan	143	26	9
On Base Percentage	Tanner Allen	103	4	.463
Runs	Rowdey Jordan	9	1	52
	Tanner Allen	17	4	50
Runs Batted In	Tanner Allen	42	9	46
	Kamren James	49	11	45
	Luke Hancock	77	15	43
Sacrifice Bunts	--	--	--	--
Sacrifice Flies	Kamren James	31	4	5
	Luke Hancock	90	11	4
	Rowdey Jordan	90	11	4
Slugging Percentage	Tanner Allen	96	8	.621
	Rowdey Jordan	217	19	.566
Stolen Bases	Kamren James	84	3	14
Total Bases	Tanner Allen	38	6	108
	Rowdey Jordan	88	17	98
Toughest to Strike Out	Luke Hancock	10	1	13.1
Triples	Tanner Allen	16	3	4
	Rowdey Jordan	62	5	3

Pitching	Name	NCAA	SEC	Total
Complete Games	--	--	--	--
Earned Run Average	Christian MacLeod	142	9	3.05
	Will Bednar	192	10	3.3
Games Started	Christian MacLeod	4	1	12
	Jackson Fristoe	116	13	11
Hit Batters	--	--	--	--
Hits Allowed Per Nine Innings	Will Bednar	146	11	7.1
Pitching Appearances	--	--	--	--
Saves	Landon Sims	51	5	6
Strikeout-to-Walk Ratio	Will Bednar	27	2	6.6
Strikeouts	Will Bednar	59	13	80
	Christian MacLeod	67	14	79
Strikeouts Per Nine Innings	Will Bednar	7	3	14.6
	Christian MacLeod	33	7	12.7
	Will Bednar	144	15	5
	Houston Harding	144	15	5
WHIP	Will Bednar	75	9	1.04
Walks Allowed Per Nine Innings	--	--	--	--



Pen Production

Below is a listing of decisions (win or loss), holds and saves/blown saves from the Mississippi State bullpen in 2021.

NOTE: A hold occurs when a relief pitcher enters the game in a save situation and maintains the team's lead, while recording at least one out. In order for a pitcher to be credited with a hold one of two conditions must be met: 1) He enters with a lead of three runs or less and maintains that lead while recording at least one out. 2) He enters the game with the tying run on-deck, at the plate or on the bases, and records an out.

Opponent (Date)	Result	Pitcher	Line	Opponent (Date)	Result	Pitcher	Line
vs. Texas (2/20)	Win (1)	Sims, Landon	4.0 IP, 10 K	Southern (4/6)	Hold (1)	Smith, Cade	1.0 IP, 1 HBP, 2 K
vs. Texas Tech (2/22)	Win (1)	Koestler, Carlisle	2.2 IP, 2 H, 1 R, 1 ER, 2 BB, 6 K	Southern (4/6)	Hold (1)	Tepper, Mikey	1.0 IP, 1 H, 1 BB, 3 K
vs. Texas Tech (2/22)	Hold (1)	Hunt, KC	1.0 IP, 1 H	Southern (4/6)	Hold (3)	Hunt, KC	1.0 IP, 1 H, 1 BB, 2 K
Jackson State (2/24)	Hold (1)	Rokose, Davis	2.0 IP, 4 K	Southern (4/6)	Hold (1)	Carmouche, Dylan	1.0 IP, 1 BB, 2 K
Jackson State (2/24)	Hold (1)	Tepper, Mikey	1.1 IP, 1 R, 1 BB, 1 K	at Auburn (4/9)	Blown Save (1)	Harding, Houston	0.1 IP, 1 H, 1 R
Jackson State (2/24)	Hold (1)	Patrick, Chase	0.2 IP	at Auburn (4/9)	Win (3)	Smith, Brandon	0.2 IP, 1 H, 2 K
Jackson State (2/24)	Hold (1)	Lovett, Xavier	1.0 IP	at Auburn (4/9)	Save (3)	Sims, Landon	2.0 IP, 4 K
Tulane (2/27)	Win (1)	Simmons, Stone	1.0 IP, 1 H	at Auburn (4/11)	Win (1)	Harding, Houston	3.0 IP, 2 H, 1 R, 1 ER, 1 BB, 4 K
Tulane (2/28)	Blown Save(1)/Win (1)	Price, Spencer	1.0, 2 H, 2 R, 2 ER, 2 K	Arkansas State (4/13)	Win (1)	Smith, Cade	2.0 IP, 1 BB, 5 K
vs. Southern Miss	Hold (1)	Johnson, Preston	2.0 IP, 1 H, 1 BB, 6 K	Arkansas State (4/13)	Hold (4)	Johnson, Preston	1.0 IP, 3 K
vs. Southern Miss	Hold (1)	Tullar, Cam	1.0 IP, 2 K	Arkansas State (4/13)	Hold (1)	Stinnett, Parker	1.0 IP, 1 K
vs. Southern Miss	Save (1)	Simmons, Stone	1.0 IP, 1 BB, 3 K	Ole Miss (4/16)	Win (1)	Johnson, Preston	2.0 IP, 1 BB, 4 K
Kent State (3/5)	Win (1)	Smith, Brandon	4.1 IP, 5 K	Ole Miss (4/16)	Save (4)	Sims, Landon	2.0 IP, 1 H, 3 K
Grambling (3/9)	Win (1)	Carmouche, Dylan	1.0 IP, 1 BB, 2 K	Ole Miss (4/18)	Win (2)	Harding, Houston	3.1 IP, 2 H, 3 R, 3 ER, 1 BB, 5 K
Grambling (3/9)	Hold (1)	Self, Riley	1.0 IP, 1 H, 1 K	Ole Miss (4/18)	Hold (4)	Stinnett, Parker	1.0 IP, 1 H, 1 BB
Grambling (3/9)	Hold (2)	Hunt, KC	1.0 IP, 1 K	Ole Miss (4/18)	Hold (2)	Smith, Brandon	1.0 IP, 1 H, 1 R, 1 K
Eastern Michigan (3/13)	Win (2)	Koestler, Carlisle	3.0 IP, 1 H, 2 K	Ole Miss (4/18)	Save (5)	Sims, Landon	1.0 IP, 1 K
Eastern Michigan (3/14)	Hold (1)	Bednar, Will	4.0 IP, 1 H, 7 K	at Vanderbilt (4/24)	Hold (5)	Johnson, Preston	1.1 IP, 2 R, 2 ER, 1 BB, 2 K
Eastern Michigan (3/14)	Save (1)	Sims, Landon	1.0 IP, 3 K	Texas A&M (4/30)	Win (3)	Sims, Landon	3.0 IP, 1 BB, 7 K
Samford (3/16)	Win (2)	Smith, Brandon	1.2 IP, 1 K	Texas A&M-1 (5/1)	Hold (2)	Smith, Brandon	2.0 IP, 2 H, 1 R, 1 ER, 3 BB, 7 K
at LSU (3/19)	Win (2)	Smith, Brandon	3.0 IP, 1 H, 3 K	Texas A&M-1 (5/1)	Hold (3)	Tullar, Cam	0.2 IP, 1 K
at LSU (3/20)	Hold (2)	Johnson, Preston	2.0 IP, 2 BB, 1 K	Texas A&M-1 (5/1)	Save (2)	Simmons, Stone	1.1 IP, 1 BB, 1 K
at LSU (3/20)	Save (2)	Sims, Landon	2.0 IP, 2 H, 2 K	Texas A&M-2 (5/1)	Win (3)	Harding, Houston	5.0 IP, 4 H, 2 BB, 4 K
at LSU (3/21)	Loss (1)	Fristoe, Jackson	4.0 IP, 3 H, 1 R, 1 ER, 2 BB, 6 K	Texas A&M-2 (5/1)	Save (1)	Tullar, Cam	1.2 IP, 2 K
Arkansas (3/27)	Loss (1)	Smith, Brandon	1.0 IP, 4 H, 5 R, 5 ER, 2 BB, 2 K	at South Carolina (5/8)	Save (6)	Sims, Landon	2.0 IP, 1 BB, 3 K
Kentucky (4/1)	Hold (1)	Harding, Houston	0.1 IP	at South Carolina (5/9)	Hold (3)	Stinnett, Parker	1.0 IP, 1 H, 1 BB
Kentucky (4/2)	Win (2)	Sims, Landon	2.0 IP, 2 H, 2 K	at South Carolina (5/9)	Hold (3)	Simmons, Stone	1.2 IP, 1 BB, 4 K
Kentucky (4/3)	Hold (3)	Johnson, Preston	2.0 IP, 2 H, 1 R, 1 ER, 2 K	at South Carolina (5/9)	Blown Save (1)	Johnson, Preston	0.1 IP, 2 H, 1 R, 1 ER, 1 K
Kentucky (4/3)	Hold (1)	Price, Spencer	0.1 IP	at South Carolina (5/9)	Loss (2)	Smith, Brandon	2.0 IP, 3 H, 1 R, 1 ER, 3 K
Kentucky (4/3)	Hold (2)	Tullar, Cam	0.2 IP, 1 K				
Kentucky (4/3)	Save (1)	Stinnett, Parker	1.0 IP, 1 BB, 1 K				

Individual Relief Breakdown (Statistics include only relief appearances)

Name	Win	Hold/Save	Loss/Blown Save	Name	Win	Hold/Save	Loss/Blown Save	Name	Win	Hold/Save	Loss/Blown Save
Bednar, Will	--	1/--	--/--	Lovett, Xavier	--	1/--	--/--	Smith, Brandon	3	2/1	2/--
Carmouche, Dylan	1	1/--	--/--	Patrick, Chase	--	1/--	--/--	Smith, Cade	1	1/--	--/--
Fristoe, Jackson	--	--/--	1/--	Price, Spencer	1	1/--	--/1	Stinnett, Parker	--	3/1	--/--
Harding, Houston	3	1/--	--/1	Rokose, Davis	--	1/--	--/--	Tepper, Mikey	--	2/--	--/--
Hunt, KC	--	3/--	--/--	Self, Riley	--	1/--	--/--	Tullar, Cam	--	3/1	--/--
Johnson, Preston	1	5/--	--/1	Simmons, Stone	1	--/3	--/--				
Koestler, Carlisle	2	--/--	--/--	Sims, Landon	3	--/6	--/--				



Dudy Noble Field

Biography

The largest on-campus facility in college baseball, Dudy Noble Field hosted its 55th season of Mississippi State baseball at the current site in 2021. With over 1,600 games played at the venue, the Diamond Dawgs own a .730 winning percentage at the facility, which recently received a \$68-million upgrade.

The field is named in honor of longtime MSU baseball coach, athletics director and ABCA Hall of Famer Clarke Randolph "Dudy" Noble. On April 27, 1998 the facility was renamed Dudy Noble Field, Polk-DeMent Stadium, honoring another ABCA Hall of Famer, former Bulldog skipper Ron Polk, and the late Gordon DeMent, a successful businessman and longtime fan of the Diamond Dawgs from Indianola, Mississippi.

The Origin

From 1929 until 1964, Mississippi State hosted its baseball games at the original on-campus venue, Hardy Field, which was located several hundred yards to the south of the Bulldogs' home football venue, Davis Wade Stadium at Scott Field. The baseball field was closed following the 1964 season to make way for the construction of Dorman Hall and for the next two seasons the Diamond Dawgs played their home games at Redbird Park in Columbus, Mississippi, capturing SEC titles both seasons at their temporary home.

The tin-roofed grandstand and 2,000-seat bleachers from the original Dudy Noble Field were transported to the stadium's present site, which became playable for the 1967 campaign. Since that time, facility enhancements have followed at a steady pace to make the "Carnegie Hall of College Baseball" one of the finest all-around facilities on the road to Omaha. Among with numerous upgrades, the current site has seen two complete demolitions and reconstructions, the latest occurring during a three-year span (2017-19) and opening prior to the start of the 2019 campaign.

Leading the Attendance Boom

With a laundry list of legendary names on its all-time roster, it comes as no surprise that Mississippi State ranks among the nation's attendance leaders year in and year out. The Dudy Noble Field faithful have sold out the reserved seating allotment every season since 1987.

Along with routinely hosting some of the largest crowds in the SEC, 11 of the last 13 three-day Super Bulldog Weekend series have drawn more than 25,000 fans.

MSU eclipsed the 200,000 mark in paid attendance at Dudy Noble Field for six-straight seasons between 2012-17, marking the first such occurrence in the program's history. In 2013, the Diamond Dawgs' five-millionth fan walked through the turnstiles at Dudy Noble Field. Since home attendance figures were charted starting in 1976, the "Carnegie Hall of College Baseball" has seen 6,720,459 fans rush through the gates.

In 20 of the last 21 seasons, Mississippi State has averaged 6,000 fans per game, including a record average of 8,899 during the 2019 campaign. Overall, State has eclipsed the 200,000-fan mark 12 times since 2002, with a school-record 373,784 viewing the 2019 home schedule.

Of the top 25 all-time college baseball on-campus attendances, Dudy Noble Field finds itself on the list 19 times, most notably owning the all-time on-campus attendance record of 15,586 on April 12, 2014. The Bulldogs own 16 of the top 17 marks in NCAA on-campus history and is the only NCAA baseball program to boast on-campus attendances of 14,000 or more. The five largest NCAA Super Regional crowds have all assembled in Starkville, Mississippi, as well.

From April 11-13, 2014, the Bulldog faithful flooded the gates at Dudy Noble Field to the tune of 39,181 fans for a three-game series versus Ole Miss. The nearly 40,000 fans on the weekend set an NCAA on-campus attendance record for a three-game series.

Dudy Noble Field has ushered in crowds of 10,000 or better 64 times, including 2007 NCAA Super Regional-record draws of 13,715 and 12,620 for nationally-televised, late-morning games against Clemson. In 2019, the first season of the "New Dude," the Diamond Dawgs garnered crowds of 10,000-plus a school-record 10 times.

Mississippi State has hosted 25 postseason events at the facility, including three NCAA District III Tournaments (1973-75), five SEC tournaments (1979, 81, 83, 88 & 95), 15 NCAA Regionals (1979, 84-85, 87-89, 90, 92, 97, 2000, 03, 13, 16 & 19) and three NCAA Super Regionals (2007, 16 & 19).

The Left Field Lounge

The aura of Mississippi State baseball at Dudy Noble Field is certainly not confined to the loyal legions in the impressive grandstand, pro-style luxury sky suites or luxurious Left Field Lofts.

In fact, some of the more highly-prized seats at Bulldog baseball games are found beyond the outfield fence in the Left Field Lounge™. Waiting lists greet those seeking to purchase one of the 96 outfield lounges in the iconic two-level outfield tailgate.

Once a colorful assortment of pickup trucks, motor homes, and trailers — most equipped with grills — lined the outfield fence, completing a circle of humanity at Dudy Noble Field. Now, the permanent lounge spaces are connected to the concourse, allowing everyone to stroll through and experience the iconic lounge culture.

What began in the late 1960s as a popular gathering spot for baseball-loving MSU supporters now forms college baseball's largest tailgate party.

The "New Dude"

The second demolition at the current site occurred following the 2017 season and the \$68 million facility opened its gates for the 2019 campaign. Architect Wier Boerner Allin, along with consultants Populous and famed stadium architect/State alum Janet Marie Smith designed the project, while construction manager ICM and general contractor JESCO Construction, Inc. oversaw the construction.

Covering 12 acres of land on the Mississippi State University campus, the 230,000 square foot facility carries on Dudy Noble Field's legacy as the "Carnegie Hall of College Baseball." Installation of the second largest scoreboard in college baseball, measuring 43 feet wide by 60 feet high, started the project in 2017. The board, which was the largest in college baseball upon installation, is larger than boards owned by three Major League Baseball teams. The addition of 96 permanent Left Field Lounge rigs encircling the outfield followed during the fall of 2018.

The concourse and lower-level grandstands were in place for the 2018 season, with the Diamond Suites, upper-deck reserved seating area and three unique club areas — Farm Bureau Triple Crown Club, Charlie and Dana Stephenson Omaha Club and The Rooftop Club — were completed prior to the 2019 campaign. The newest version of Dudy Noble Field also features increased restroom facilities and concession points of sale.

The player spaces also received an upgrade, expanding to cover 18,000 square feet underneath the facility. The fully-equipped Bruce and Julie Martin Locker Room includes an embedded equipment room, houses 40 wooden lockers and features an oversized, dimensional halo-lit '85 Script Mississippi State sign suspended overhead in the middle of the room.

The more spacious locker room includes an attached training room with whirlpool and fully-functional fueling station. The Mitch Moreland Hitting Tunnel, which is equipped with HitTrax, and Turner & Gloria Wingo Team Lounge are easily accessed from the home dugout, with the eye-popping player entrance and Hassell H. Franklin Omaha Room greeting players as they enter the facility. The Pat McMahon Pitching Lab is also housed under the stadium, featuring arm care and conditioning equipment, one oversized turfed mound with three pitching rubbers and state of the art video equipment.

Top-25 Crowds

	Attendance	Opponent	Date
1.	15,586 *	Ole Miss	April 12, 2014
2.	15,078	Texas A&M	April 16, 2016
3.	14,991	Florida	April 22, 1989
4.	14,562	Auburn	April 20, 2013
5.	14,378	LSU	April 16, 1988
6.	13,761	Arkansas	April 25, 1992
7.	13,715 ^	Clemson	June 9, 2007
8.	13,691	Kentucky	April 8, 2017
9.	13,617	Georgia	April 8, 2006
10.	13,452 ^	Arizona	June 11, 2016
11.	13,338	Ole Miss	April 17, 2021
12.	13,224	Ole Miss	April 11, 2014
13.	13,132 ^	Stanford	June 8, 2019
14.	13,123	Ole Miss	April 15, 2000
15.	13,004	Florida	April 18, 2015
16.	12,913 ^	Arizona	June 10, 2016
17.	12,708	Auburn	April 24, 1993
18.	12,620 ^	Clemson	June 8, 2007
19.	12,360	Georgia	April 6, 2002
20.	12,343	Auburn	March 23, 2019
21.	12,034	Oregon State	February 22, 2020
22.	11,763	Auburn	April 12, 2003
23.	11,648	LSU	March 30, 2019
24.	11,597 ^	Stanford	June 9, 2019
25.	11,515	Ole Miss	April 2, 2016

* - NCAA on-campus attendance record

^ - NCAA Regional

- NCAA Super Regional

NOTE: Mississippi State owns 64 crowds of 10,000-plus in the history of the program. The top seven (6) crowds in Dudy Noble Field history are also the top seven (6) on-campus crowds in NCAA history.



Media Roster



2 | KC Hunt
RHP | L/R | So./Fr.
Wycoff, N.J.




3 | Scotty Dubrule
IF | L/R | Gr./Sr.
Venice, Fla.



4 | Rowdey Jordan
OF | S/R | Sr./Jr.
Auburn, Ala.




5 | Tanner Allen
OF | L/R | Sr./Jr.
Theodore, Ala.




6 | Kamren James
IF | R/R | So./Fr.
Southaven, Miss.



7 | Brandon Smith
RHP | R/R | Jr./So.
Richland, Miss.



8 | Drew McGowan
OF | L/R | So./Fr.
Hopkinsville, Ky.



10 | Josh Hatcher
IF/OF | L/L | Sr./Jr.
Albany, Ga.



11 | Kellum Clark
IF | L/R | Fr./Fr.
Brandon, Miss.



12 | Davis Meche
IF | L/R | Fr./Fr.
Lake Charles, La.



13 | Davis Rokose
LHP | L/L | So./Fr.
Johns Creek, Ga.



14 | Riley Self
RHP | R/R | Gr./Sr.
Coldwater, Miss.




15 | Cade Smith
RHP | L/R | Fr./Fr.
Southaven, Miss.



17 | Stone Simmons
RHP | R/R | So./Fr.
Houston, Texas



18 | Chase Patrick
RHP | R/R | Sr./Jr.
Ellaville, Ga.



19 | Logan Tanner
C | R/R | So./Fr.
Lucedale, Miss.




20 | Luke Hancock
C | L/R | Jr./So.
Houston, Miss.



23 | Landon Sims
RHP | R/R | So./Fr.
Cumming, Ga.



24 | Will Bednar
RHP | R/R | So./Fr.
Valencia, Pa.



25 | Kyte McDonald
OF | R/R | So./Fr.
San Antonio, Texas



26 | Xavier Lovett
RHP | R/R | So./Fr.
Houston, Texas



27 | Jackson Fristoe
RHP | R/R | Fr./Fr.
Paducah, Ky.



28 | Christian MacLeod
LHP | L/L | Jr./Fr.
Huntsville, Ala.



29 | Carlisle Koestler
RHP | R/R | Gr./Sr.
Vicksburg, Miss.




31 | Tanner Leggett
IF | R/R | Sr./Jr.
Raymond, Miss.



32 | Parker Stinnett
RHP | R/R | Jr./So.
Oxford, Miss.



33 | Brad Cumbest
OF | R/R | Jr./So.
Hurley, Miss.



35 | Preston Johnson
RHP | R/R | Jr./So.
Crystal Springs, Miss.



36 | Brayland Skinner
OF | L/L | Sr./So.
Lake Cormorant, Miss.



37 | Eric Cerantola
RHP | R/R | Jr./So.
Oakville, Ontario



39 | Mikey Tepper
RHP | L/R | Fr./Fr.
Fort Mill, S.C.



40 | Jaxen Forrester
RHP | R/R | Sr./Jr.
Spanish Fort, Ala.



43 | Lane Forsythe
IF | R/R | Fr./Fr.
Humboldt, Tenn.



44 | Kace Garner
C | R/R | Jr./So.
Brandon, Miss.




45 | Cam Tullar
LHP | R/L | Jr./So.
Brighton, Mich.



47 | Drew Talley
RHP | R/R | Sr./Jr.
Huntsville, Ala.




48 | Houston Harding
LHP | L/L | Sr./Jr.
Walls, Miss.



50 | Brandon Pimentel
IF/OF | L/L | Jr./So.
El Paso, Texas



51 | Dylan Carmouche
LHP | S/L | Fr./Fr.
Denham Springs, La.



55 | Spencer Price
RHP | R/R | Gr./Sr.
Olive Branch, Miss.