



MAY 18, 2021

131 SEASONS

38 NCAA APPEARANCES

11 COLLEGE WORLD SERIES APPEARANCES

17 MLB FIRST ROUND DRAFT PICKS

## 2021 Schedule &amp; Results

February (5-2, 0-0 SEC)

State Farm College Baseball Showdown (Arlington, Texas; Globe Life Field)

20	vs. No. 9 Texas (1)	FloBaseball.tv	W, 8-3
21	vs. No. 10 TCU (1)	FloBaseball.tv	L, 2-3
22	vs. No. 3 Texas Tech (1)	FloBaseball.tv	W, 11-5
24	JACKSON STATE	SECN+	W, 7-3
26	TULANE	SECN+	L, 3-7
27	TULANE	SECN+	W, 9-5
28	TULANE	SECN+	W, 5-4

March (12-5, 2-4 SEC)

Trustmark Park (Pearl, Miss.)

2	vs. Southern Miss (2)	--	W, 4-1
5	KENT STATE	SECN+	W, 8-3
6	KENT STATE	SECN+	L, 5-9
7	KENT STATE	SECN+	W, 13-0
9	GRAMBLING	SECN+	W, 10-0
10	LOUISIANA-LAFAYETTE	SECN+	W, 4-0
12	EASTERN MICHIGAN	SECN+	W, 14-0
13	EASTERN MICHIGAN	SECN+	W, 4-1
14	EASTERN MICHIGAN	SECN+	W, 4-1
16	SAMFORD	SECN+	W, 10-2
19	at No. 10 LSU *	SEC Network	W, 6-1
20	at No. 10 LSU *	SECN+	W, 3-0
21	at No. 10 LSU *	SECN+	L, 3-8
24	NORTH ALABAMA	SECN+	W, 18-1
26	No. 1 ARKANSAS *	SECN+	L, 2-8
27	No. 1 ARKANSAS *	SECN+	L, 5-11
28	No. 1 ARKANSAS *	SEC Network	L, 4-6

April (13-3, 10-3 SEC)

1	No. 21 KENTUCKY *	ESPN	W, 8-1
2	No. 21 KENTUCKY *	SEC Network	W, 3-2
3	No. 21 KENTUCKY *	SECN+	W, 4-3
6	SOUTHERN	SECN+	W, 15-1
9	at Auburn *	SECN+	W, 6-5
10	at Auburn *	SECN+	W, 7-2
11	at Auburn *	SEC Network	W, 19-10
13	ARKANSAS STATE	SECN+	W, 18-10
16	No. 6 OLE MISS *	SEC Network	W, 5-2
17	No. 6 OLE MISS *	SECN+	L, 0-9
18	No. 6 OLE MISS *	SECN+	W, 7-5
20	UAB	SECN+	W, 19-7
23	at No. 3 Vanderbilt *	SEC Network	L, 2-6
24	at No. 3 Vanderbilt *	ESPN	W, 7-4
25	at No. 3 Vanderbilt *	SECN+	L, 4-7
30	TEXAS A&M *	SECN+	W, 8-7 (12 inn.)

May (6-3, 5-3 SEC)

1	TEXAS A&M *	SECN+	W, 3-2
2	TEXAS A&M *	SEC Network	W, 10-5
5	at The Citadel	ESPN	W, 10-2
7	at No. 12 South Carolina *	SECN+	W, 9-0
8	at No. 12 South Carolina *	SECN+	W, 9-6
9	at No. 12 South Carolina *	SEC Network	L, 3-4 (11)
13	MISSOURI *	ESPN	W, 5-4
14	MISSOURI *	SECN+	L, 6-7
15	MISSOURI *	SECN+	L, 8-16
18	JACKSONVILLE STATE	SECN+	6:30 p.m.
20	at Alabama *	SECN+	6 p.m.
21	at Alabama *	SECN+	6 p.m.
22	at Alabama *	SECN+	1 p.m.

All times central and subject to change

HOME GAMES IN BOLD CAPS | \* - Southeastern Conference game  
(1) - Globe Life Field; Arlington Texas | (2) - Trustmark Park; Pearl, Miss.

## Mississippi State

**Record (SEC):** 36-13 (17-10)  
**H/A/N:** 24-8 / 9-4 / 3-1  
**Rankings:** Baseball America - 6, CBN - 3  
 D1Baseball - 10, NCBWA - 6  
 Perfect Game - 4, USA Today - 6

**Head Coach:** Chris Lemonis  
**Record at MSU (Yrs.):** 100-32 (3rd)  
**Career Record (Yrs):** 241-123-2 (7th)

**Batting Average:** .283  
**Runs Per-Game:** 7.2  
**Hits Per-Game:** 9.7  
**Slugging Percentage:** .451  
**ERA:** 3.68  
**K's/BB Ratio:** 3.25/1  
**Batting Average Against:** .215

**First Year of Baseball:** 1885 (131st season)  
**Program Record:** 2,740-1,593-29 (.631)

## Jacksonville State

**Record (OVC):** 24-25 (14-13)  
**H/A/N:** 14-11 / 10-14 / --  
**Rankings:** --

**Head Coach:** Jim Case  
**Record at JSU (Yrs.):** 617-499 (20th)  
**Career Record (Yrs):** Same

**Batting Average:** .280  
**Runs Per-Game:** 6.1  
**Hits Per-Game:** 9.7  
**Slugging Percentage:** .440  
**ERA:** 4.33  
**K's/BB Ratio:** 2.05/1  
**Batting Average Against:** .261

## The Rotation

Tuesday, May 18, 2021

MSU: Parker Stinnett, RHP, So. 0-0, 1.88 ERA  
 JSU: Camden Lovrich, RHP, Fr. 1-0, 4.32 ERA

## Gameday Information

## Jacksonville State at No. 3 Mississippi State

Dudy Noble Field (Starkville, Miss.)

## Tuesday

**First Pitch:** 6:30 p.m. CT  
**TV:** --  
**Internet Stream:** ESPN+  
**Radio:** MSU Radio Network  
 (100.9 FM locally)  
**Audio Stream:** HailState.com/plus

## What's Inside

- Mississippi State will spend its 13th straight week ranked among the top five by at least one major poll, sitting as high as No. 3 by Collegiate Baseball. **FULL POLLS ON PAGE 6**
- On the mound, Mississippi State posted two more double-digit strikeout games in three outings last weekend to move its season total to an NCAA-leading 624 strikeouts.
- State is the only program in the country with 600-plus strikeouts and its total ranks No. 3 on the MSU single season charts. In 49 games this season, State had piled up 10-plus punchouts in 41 of those contests.
- Tanner Allen** leads all conference hitters with a .388 batting average, is No. 2 in hits (73), No. 4 in runs scored (52) and No. 7 in RBIs (48). He is one of two SEC hitters with 40 RBIs, 50 runs scored and 70 hits.
- Over the weekend against Missouri, Allen became just the eighth Diamond Dawg in program history to reach 250 hits, 150 RBIs and 150 runs scored in a career. **MORE ON PAGE 8**
- Rowdey Jordan** moved his reached base streak to 34 games over the weekend, a streak that sits No. 5 on the single-season charts since 2002. **MORE ON PAGE 9**

- The Ferriss Trophy, awarded to the top collegiate baseball student-athlete in Mississippi, has tabbed **Tanner Allen** and **Landon Sims** as finalists for the award. It is the second straight awards cycle that Mississippi State has produced two finalists for the trophy named after Mississippi State's own David "Boo" Ferriss.
- Graduate student **Scotty Dubrule** is among the 10 finalists for the Senior CLASS Award, which focuses on the total student-athlete and encourages students to use their platform in athletics to make a positive impact as leaders in their communities.
- Head coach **Chris Lemonis** notched his 100th win at Mississippi State (130 games coached) against Missouri on Thursday (May 13) and is the fastest head coach in program history to reach the 100-win mark. **Pat McMahon** reached the 100-win mark in his 146th career game as head coach, while **Ron Polk** took 150 games to reach the 100-win mark.
- Entering the week, Mississippi State is 29-1 in midweek contests over the last three seasons, including a perfect 11-0 mark during the 2021 season. The Diamond Dawgs went 15-0 in the midweek during the 2019 season and was 3-1 in 2020 before the COVID-19 pandemic cut the season short.

## What's Inside

P2 Roster & Quick Facts  
 P3 Inside the Series/Probable Starters  
 3 Career Hitting Superlatives  
 P4 Head coach Chris Lemonis  
 P5 SEC Update/National Polls  
 P6 Mississippi State When.../How It Was Won

P7-11 News & Notes  
 Free Shirts  
 8 Tanner Allen/Multi Games/Streaks  
 9 Rowdey Jorday/State To The Show  
 10 Bump Day/Honors Tracker  
 11 Streaking on the Mound

P12-13 The Last Time...  
 12 Home Run Tracker  
 13 Exit Velocities  
 P14-20 2021 Statistics  
 19 National Rankings  
 20 Pen Production  
 P21 Dudy Noble Field



## 2021 Roster

### Numerical

#	Name	Pos.	B/T	Ht.	Wt.	Cl./Exp.	Hometown/High School (Previous School)
2	KC Hunt	RHP	L/R	6-3	200	So./Fr.	Wycoff, N.J./Ramapo
3	Scotty Dubrule	IF	L/R	5-10	175	Gr./Sr.	Venice, Fla./Venice (Jacksonville)
4	Rowdey Jordan	OF	S/R	5-10	190	Sr./Jr.	Auburn, Ala./Auburn
5	Tanner Allen	OF	L/R	5-11	190	Sr./Jr.	Theodore, Ala./UMS- Wright Prep
6	Kamren James	IF	R/R	6-2	205	So./Fr.	Southaven, Miss./DeSoto Central
7	Brandon Smith	RHP	R/R	6-3	220	Jr./So.	Richland, Miss./Richland
8	Drew McGowan	OF	L/R	6-1	180	So./Fr.	Hopkinsville, Ky./University Heights Academy
10	Josh Hatcher	IF/OF	L/L	6-2	200	Sr./Jr.	Albany, Ga./Lee County
11	Kellum Clark	IF	L/R	6-4	205	Fr./Fr.	Brandon, Miss./Brandon
12	Davis Meche	IF	L/R	5-10	165	Fr./Fr.	Lake Charles, La./Barbe
13	Davis Rokose	LHP	L/L	6-0	205	So./Fr.	Johns Creek, Ga./Chattahoochee
14	Riley Self	RHP	R/R	6-4	230	Gr./Sr.	Coldwater, Miss./Magnolia Heights School
15	Cade Smith	RHP	L/R	6-1	190	Fr./Fr.	Southaven, Miss./DeSoto Central
17	Stone Simmons	RHP	R/R	6-4	235	So./Fr.	Houston, Texas/ The Kinkaid School (Furman)
18	Chase Patrick	RHP	R/R	5-9	170	So./Fr.	Ellaville, Ga./Schley County (Chattahoochee C.C.)
19	Logan Tanner	C	R/R	6-0	230	So./Fr.	Lucedale, Miss./George County
20	Luke Hancock	C	L/R	5-11	195	Jr./So.	Houston, Miss./Houston
23	Landon Sims	RHP	R/R	6-2	235	So./Fr.	Cumming, Ga./South Forsythe
24	Will Bednar	RHP	R/R	6-2	235	So./Fr.	Valencia, Pa./Mars Area
25	Kyte McDonald	OF	R/R	5-10	180	So./Fr.	San Antonio, Texas/ Antonian
26	Xavier Lovett	RHP	R/R	5-11	185	So./Fr.	Houston, Texas/ Westfield
27	Jackson Fristoe	RHP	R/R	6-4	210	Fr./Fr.	Paducah, Ky./Paducah Tilghman
28	Christian MacLeod	LHP	L/L	6-4	220	Jr./Fr.	Huntsville, Ala./Huntsville
29	Carlisle Koestler	RHP	R/R	5-11	190	Gr./Sr.	Vicksburg, Miss./Warren Central (Southeastern Louisiana)
31	Tanner Leggett	IF	R/R	5-10	155	Sr./Jr.	Raymond, Miss./Central Hinds Academy (Northwest Mississippi C.C.)
32	Parker Stinnett	RHP	R/R	6-1	190	Jr./So.	Oxford, Miss./Oxford (Northwest Mississippi C.C.)
33	Brad Cumbest	OF	R/R	6-5	250	Jr./So.	Hurley, Miss./East Central
35	Preston Johnson	RHP	R/R	6-4	250	Jr./So.	Crystal Springs, Miss./Copiah Academy (Hinds C.C.)
36	Brayland Skinner	OF	L/L	5-10	175	Sr./So.	Lake Cormorant, Miss./Lake Cormorant (Northwest Mississippi C.C.)
37	Eric Cerantola	RHP	R/R	6-5	225	Jr./So.	Oakville, Ontario/Ecole Secondaire Catholique Sainte-Trinite
39	Mikey Tepper	RHP	L/R	6-0	210	Fr./Fr.	Fort Mill, S.C./Fort Mill
40	Jaxen Forrester	RHP	R/R	6-0	195	Sr./Jr.	Spanish Fort, Ala./Spanish Fort (East Mississippi C.C.)
43	Lane Forsythe	IF	R/R	5-10	170	Fr./Fr.	Humboldt, Tenn./Trinity Christian Academy
44	Kace Garner	C	R/R	6-1	195	Jr./So.	Brandon, Miss./ Northwest Rankin (Meridian C.C.)
45	Cam Tullar	LHP	R/L	6-1	215	Jr./So.	Brighton, Mich./Brighton (Wabash Valley (Ill.) College)
47	Drew Talley	RHP	R/R	6-3	220	Sr./Jr.	Huntsville, Ala./Huntsville (Wallace State C.C.-Hanceville)
48	Houston Harding	LHP	L/L	6-1	230	Sr./Jr.	Walls, Miss./Evangelical Christian School (Itawamba C.C.)
50	Brandon Pimentel	IF/OF	L/L	6-3	220	Jr./So.	El Paso, Texas/Socorro (Howard C.C.)
51	Dylan Carmouche	LHP	S/L	6-5	225	Fr./Fr.	Denham Springs, La./LSU Laboratory
55	Spencer Price	RHP	R/R	6-2	235	Gr./Sr.	Olive Branch, Miss./DeSoto Central (Meridian C.C.)

22 Chris Lemonis - Head Coach (Third Season at Mississippi State, Sixth Overall; The Citadel, 1992)

21 Jake Gautreau - Assistant Coach (Fourth Season; Tulane, 2011)

42 Scott Foxhall - Assistant Coach (Third Season; College of Charleston, 2004)

0 Kyle Cheesebrough - Volunteer Assistant Coach (Third Season; Louisville, 2010)

### Alphabetical

#	Name	Pos.	B/T	Ht.	Wt.	Cl./Exp.
5	Allen, Tanner	OF	L/R	5-11	190	Sr./Jr.
24	Bednar, Will	RHP	R/R	6-2	235	So./Fr.
51	Carmouche, Dylan	LHP	S/L	6-5	225	Fr./Fr.
37	Cerantola, Eric	RHP	R/R	6-5	225	Jr./So.
0	Cheesebrough, Kyle	Assistant Coach				
11	Clark, Kellum	IF	L/R	6-4	205	Fr./Fr.
33	Cumbest, Brad	OF	R/R	6-5	250	Jr./So.
3	Dubrule, Scotty	IF	L/R	5-10	175	Gr./Sr.
40	Forrester, Jaxen	RHP	R/R	6-0	195	Sr./Jr.
43	Forsythe, Lane	IF	R/R	5-10	170	Fr./Fr.
42	Foxhall, Scott	Assistant Coach				
27	Fristoe, Jackson	RHP	R/R	6-4	210	Fr./Fr.
44	Garner, Kace	C	R/R	6-1	195	Jr./So.
21	Gautreau, Jake	Assistant Coach				
20	Hancock, Luke	C	L/R	5-11	195	Jr./So.
48	Harding, Houston	LHP	L/L	6-1	230	Sr./Jr.
10	Hatcher, Josh	IF/OF	L/L	6-2	200	Sr./Jr.
2	Hunt, KC	RHP	L/R	6-3	200	So./Fr.
6	James, Kamren	IF	R/R	6-2	205	So./Fr.
35	Johnson, Preston	RHP	R/R	6-4	250	Jr./So.
4	Jordan, Rowdey	OF	S/R	5-10	190	Sr./Jr.
29	Koestler, Carlisle	RHP	R/R	5-11	190	Gr./Sr.
31	Leggett, Tanner	IF	R/R	5-10	155	Sr./Jr.
22	Lemonis, Chris	Head Coach				
26	Lovett, Xavier	RHP	R/R	5-11	185	So./Fr.
28	MacLeod, Christian	LHP	L/L	6-4	220	Jr./Fr.
25	McDonald, Kyte	OF	R/R	5-10	180	So./Fr.
8	McGowan, Drew	OF	L/R	6-1	180	So./Fr.
12	Meche, Davis	IF	L/R	5-10	165	Fr./Fr.
18	Patrick, Chase	RHP	R/R	5-9	170	Sr./Jr.
50	Pimentel, Brandon	IF/OF	L/L	6-3	220	Jr./So.
55	Price, Spencer	RHP	R/R	6-2	235	Gr./Sr.
13	Rokose, Davis	LHP	L/L	6-0	205	So./Fr.
14	Self, Riley	RHP	R/R	6-4	230	Gr./Sr.
17	Simmons, Stone	RHP	R/R	6-4	235	So./Fr.
23	Sims, Landon	RHP	R/R	6-2	235	So./Fr.
36	Skinner, Brayland	OF	L/L	5-10	175	Sr./So.
7	Smith, Brandon	RHP	R/R	6-3	220	Jr./So.
15	Smith, Cade	RHP	L/R	6-1	190	Fr./Fr.
32	Stinnett, Parker	RHP	R/R	6-1	190	Jr./So.
47	Talley, Drew	RHP	R/R	6-3	220	Sr./Jr.
19	Tanner, Logan	C	R/R	6-0	230	So./Fr.
39	Tepper, Mikey	RHP	L/R	6-0	210	Fr./Fr.
45	Tullar, Cam	LHP	R/L	6-1	215	Jr./So.

### Program Quick Facts

School Information	
Location	Starkville, Mississippi
Founded	1878
Enrollment	22,226
President	Dr. Mark E. Keenum
Faculty Representative	Dr. Steven Turner
Director of Athletics	John Cohen
Twitter	@JohnCohenAD
Affiliation	NCAA Division I
Conference	Southeastern - Western Division
Nickname	Bulldogs
Colors	Maroon and White

### Stadium

Name	Dudy Noble Field, Polk-DeMent Stadium
Capacity	15,000+
Field Dimensions	Left-330, Left Center-385, Center-400, Right Center-380, Right-305

### 2020 Team Information

Overall Record (SEC; Finish)	12-4 (--)
Home/Away/Neutral	10-2/1-2/2-0
Postseason	--
Lettermen Returning/Lost	24/7
Position Starters Returning/Lost	8/2
Pitchers Returning/Lost	12/2
Newcomers	19 (10 Freshmen, 9 Transfers)

### Program Information

First Year of Baseball	1885 (131st season)
First Year in SEC	1933 (Charter Member)
All-Time Record (Win %)	2,740-1,593-29 (.631)
All-Time SEC Record (Win %)	975-829-3 (.540)
SEC Championships (Last)	11 (2016)
SEC Tournament Championships (Last)	7 (2012)
NCAA Tournaments (Last)	38 (2019)
NCAA Super Regionals (Last)	9 (2019)
College World Series (Last)	11 (2019)

### Pronunciation Guide

Dylan Carmouche	car-MOO-sh
Eric Cerantola	Sare-an-TOE-la
Scotty Dubrule	Duh-bruul
Jaxen Forrester	Jackson Forest-er
Jake Gautreau	Go-TRO (long o)
Rowdey Jordan	Rouw-D
Carlisle Koestler	Car-lie-ul Kess-lur
Chris Lemonis	Luh-MOE-niss
Xavier Lovett	Pronounce the X
Christian MacLeod	Mc-CLOUD
Davis Meche	Mesh
Brandon Pimentel	Pim-in-tell
Davis Rokose	Row-cohs
Mikey Tepper	Mike-EE
Cam Tullar	TUH-lur

Scorecard Summaries

2021 statistics listed | Probable starters based on previous games

Pos.	Name	Elg.	B/T	Ht./Wt.	Avg.	R	H	RBI	Notes
C	Logan Tanner	Fr. (2Y)	R/R	6-0/230	.291	34	51	39	First collegiate hit was a home run; Hit .500 with two three-hit games at South Carolina; Team best 11 home runs; Has thrown out 10 of 30 potential base stealers (30%); His 20 stolen bases are the second fewest in the SEC (min. 30 attempts against)
1B	Luke Hancock	So.	L/R	5-11/195	.262	33	44	46	Hit walk-off grand slam in middle game vs. Tulane (2/27); Hit two home runs against Samford (3/16); Career on-base percentage of .405
2B	Scotty Dubrule	Gr.	L/R	5-10/175	.293	34	46	22	NCAA career active leader in hits (295) and games played (245); Owns 13 multi-hit games in 2021
SS	Lane Forsythe	Fr.	R/R	5-10/170	.262	23	34	14	Made first career start against Kent State (3/7) and capped no-hitter with over-the-shoulder grab for final out
3B	Tanner Leggett	Jr.	R/R	5-10/155	.239	13	16	9	Hit first career HR vs. UAB (4/20); Has seen time at all four infield positions in 2021
LF	Kellum Clark	Fr.	L/L	6-2/200	.290	11	9	6	Started the last four games, starting with series finale at South Carolina (5/9); Owns six hits, five runs scored and two RBIs in his last four games
CF	Rowdey Jordan	Jr.	S/R	5-10/190	.315	54	58	33	Owns 214 career hits and 22 home runs; Career batting average of .307; Made 182 career starts in the outfield Averaging 1.3 hits, 1.1 runs per game and 1.1 BB/HBP per game in SEC play to go along with a .337 average and .567 slugging percentage
RF	Tanner Allen	Jr.	L/R	5-11/190	.388	52	73	48	Career .333 hitter with 254 hits, 164 RBIs and 156 runs scored; Has hit over .400 against five of nine SEC opponents in 2021; Only SEC hitter with a .300 average and top-10 ranking in the conference in runs scored, hits and RBIs (overall and SEC only)
DH	Kamren James	Fr. (2Y)	R/R	6-2/205	.273	35	48	46	Has at least one RBI in 23 games this season; Tabbed SEC Newcomer of the Week after hitting .467 during week eight (Southern, at Auburn)

Pitching Probables

\* - Game started



32 | Parker Stinnett | So. | RHP

Quick Stats					
	W-L	ERA	BAA	IP	SO/BB
2021	0-0	1.88	.104	14.1	23/9
Career	0-0	1.88	.104	14.1	23/9
Last Three Appearances					
5/5/21	at The Citadel			W, 10-2	
1.0 IP, 1 H, 2 K (ND)					
5/9/21	at South Carolina			L, 3-4	
1.0 IP, 1 H, 1 BB (ND)					
5/14/21	Missouri			L, 6-7	
1.2 IP, 1 H, 1 R, 1 ER, 2 BB, 3 K (Blown Save)					

Career Situational Statistics

Runners On Base (H-AB)							Runners in Scoring Position (H-AB)						
Name	'18	'19	'20	'21	Total	Avg.	Name	2018	2019	2020	2021	Total	Avg.
Allen, Tanner	48-43	55-152	5-16	37-105	145-416	.349	Allen, Tanner	26-92	36-101	3-9	23-60	88-262	.336
Clark, Kellum	--	--	--	5-17	5-17	.294	Clark, Kellum	--	--	--	3-11	3-11	.273
Cumbest, Brad	--	11-28	1-8	10-45	22-81	.272	Cumbest, Brad	--	6-17	0-4	7-32	13-53	.245
Dubrule, Scotty	--	--	--	28-73	28-73	.384	Dubrule, Scotty	--	--	--	17-41	17-41	.415
Forsythe, Lane	--	--	--	19-58	19-58	.328	Forsythe, Lane	--	--	--	12-41	12-41	.293
Garner, Kace	--	--	--	2-9	2-9	.222	Garner, Kace	--	--	--	2-6	2-6	.333
Hancock, Luke	--	8-18	3-11	28-89	39-118	.331	Hancock, Luke	--	9-25	2-6	21-66	32-97	.330
Hatcher, Josh	19-92	20-56	6-28	14-61	59-237	.249	Hatcher, Josh	9-52	15-34	3-17	4-31	31-134	.231
James, Kamren	--	--	10-29	30-99	40-128	.313	James, Kamren	--	--	7-16	18-57	25-73	.342
Jordan, Rowdey	34-102	44-142	7-21	22-71	107-336	.318	Jordan, Rowdey	17-57	28-82	5-13	15-49	65-201	.323
Leggett, Tanner	---	---	1-7	8-36	9-43	.209	Leggett, Tanner	--	--	0-3	3-21	3-24	.125
McDonald, Kyte	--	--	--	4-10	4-10	.400	McDonald, Kyte	--	--	--	2-7	2-7	.286
McGowan, Drew	--	--	0-4	4-21	4-25	.160	McGowan, Drew	--	--	0-1	3-10	3-11	.273
Meche, Davis	--	--	--	2-8	2-8	.250	Meche, Davis	--	--	--	1-5	1-5	.200
Pimentel, Brandon	--	--	8-30	3-8	11-38	.289	Pimentel, Brandon	--	--	5-16	3-4	8-20	.400
Skinner, Brayland	--	--	--	9-34	9-34	.265	Skinner, Brayland	--	--	--	9-25	9-25	.360
Tanner, Logan	--	--	5-23	25-83	30-106	.283	Tanner, Logan	--	--	3-15	17-51	20-66	.303
TOTAL					535-1,737	.308	TOTAL					334-1,077	.310

Inside The Series

Scouting The Opponent

- Jacksonville State enters the weekend with a 24-25 overall record and a 14-13 mark in the Ohio Valley Conference. The Gamecocks dropped two of three games at Austin Peay over the weekend and are 10-14 on the road in 2021.
- Offensively, JSU is averaging 6.1 runs per game on 9.7 hits. A .280 team batting average is bolstered by a .371 on-base percentage. The Gamecocks have 160 extra base hits on the season, including 51 home runs.
- On the mound, Jacksonville State owns a 4.33 ERA and a .261 batting average against. Ten pitchers have logged at least 25 innings for JSU this season and five have an ERA at or below 4.00.
- Alex Webb leads the offense with nine home runs and 50 RBIs. He is second on the team with a .312 batting average and 34 runs scored.
- Alex Carignan leads the team with a .378 average, while everyday starters Zeth Malcom (.302) and Carson Crowe (.301) also enter with averages above .300.

Series Notes

- Mississippi State and Jacksonville State will meet for the 13th time in program history on Tuesday. The Diamond Dawgs own an 11-1 edge in the series.

Overall	Mississippi State leads 11-1
NCAA Tournament:	Mississippi State leads 1-0
In Starkville	Mississippi State leads 9-1
In Columbia	Mississippi State leads 1-0
Neutral Site	Mississippi State leads 1-0
- The first meeting between the two programs came on March 2 and 3, 1996. The Diamond Dawgs won both games, claiming the first, by a score of 21-2, before winning a 10-inning contest, 3-2, the next day.
- The Bulldogs and Gamecocks met in the 2004 NCAA Atlanta Regional, where MSU grabbed a 7-6 victory.
- Five of the 11 previous meetings have been decided by three-or-fewer runs, with three of those being one-run games.
- Mississippi State won the first 11 meetings between the two programs, before Jacksonville State won the last meeting in 2014, 2-1, in Starkville.

Series History

Date	Location	Result
3/2/1996	Starkville	MSU, 21-2
3/3/1996	Starkville	MSU, 3-2 (10)
3/4/2001	Starkville	MSU, 4-0
3/4/2001	Starkville	MSU, 7-1 (7)
3/2/2002	Starkville	MSU, 11-6
3/2/2002	Starkville	MSU, 14-2
3/3/2002	Starkville	MSU, 5-1
6/5/2004	Atlanta, Ga.	MSU, 7-6
3/15/2006	Jacksonville, Ala.	MSU, 7-4
3/22/2006	Starkville	MSU, 6-1
3/7/2007	Starkville	MSU, 11-9
4/30/2014	Starkville	JSU, 1-2
! - NCAA Tournament		





# CHRIS LEMONIS

## 22 HEAD COACH (THIRD SEASON)

### MYRTLE BEACH, S.C.

ALMA MATER: THE CITADEL, 1992



After arguably the most successful first year by a Southeastern Conference head baseball coach in conference history, Chris Lemonis begins his third season as the leader of the Mississippi State baseball program.

The 18th head coach in the storied history of the program, a journey of nearly 40 years came full circle when he was introduced on June 25, 2018 on Adkerson Plaza inside Dudy Noble Field. The son of a 1973 State graduate, Lemonis resided in Starkville as a child and now leads one of the perennial powerhouses in college baseball.

In his first season at the helm of the Diamond Dawgs, Lemonis became the winningest first-year head coach in SEC history and in the process led the 2019 edition to the second-most victories in program history at 52 (54; 1989). The 40 victories over MSU's first 50 games marked the third-most in the first 50 games of a season in program history and set the tone for State's second straight trip to the College World Series.

Lemonis became one of just three SEC head coaches to advance to the College World Series in their inaugural season in the conference, joining Jake Gibbs (Ole Miss, 1972) and fellow Diamond Dawg skipper Pat McMahon (Mississippi State, 1998).

Over his first two seasons, five Diamond Dawgs earned All-America honors and a trio of pitchers have garnered national specialty awards. Left-handed pitcher Ethan Small was tabbed the 2019 National Pitcher of the Year (College Baseball Foundation; American Baseball Coaches Association), while right-handed pitcher JT Ginn (2019) and left-handed pitcher Christian MacLeod (2020) earned back-to-back National Freshman of the Year honors. Ginn and Small each earned specialty awards from the SEC, as well, grabbing the conference's Freshman and Pitcher of the Year, respectively, in 2019.

After a school-record-tying 11 Diamond Dawgs heard their names called in the 2019 Major League Baseball First Year Player Draft, State tied for the most players drafted in the first two rounds of the 2020 MLB event. Small became the 15th Diamond Dawg taken in the first round of the MLB Draft in 2019, while Justin Foscue and Jordan Westburg each went in the first round of the 2020 event.

Owning a head coaching record of 205-110-2, Lemonis was also a part of nearly 800 wins as an assistant coach and three trips to the College World Series. During his time at Indiana, Lemonis' teams averaged 35.3 wins per season, including a 40-win campaign during his final season in Bloomington. He averaged 39.2 victories per year during his career in an assistant role (784 wins), bolstered by a 44.9 wins-per-season average at Louisville. The Cardinals were college baseball's winningest program during that eight-year span and made the program's first three trips to Omaha.

Lemonis not only understands what it takes to get to Omaha as a coach but also as a student-athlete. A 1992 graduate of The Citadel, Lemonis added a 1990 appearance in the College World Series as a student-athlete. The appearance makes The Citadel one of just three schools in Southern Conference history (Duke, Wake Forest) and only current member of the conference to advance to Omaha.

One of the top recruiters and player development coaches in the country, Lemonis has seen success at every coaching stop. After helping his alma mater, The Citadel, to five NCAA Regional appearances in 12 seasons as an assistant coach, Lemonis joined college teammate Dan McDonald's staff at Louisville and quickly turned the Cardinals into a consistent Omaha contender.

After helping Louisville to seven postseason berths in eight years, the 2013 American Baseball Coaches Association/Baseball America Assistant Coach of the Year headed to Indiana to take his first head coaching job with the Hoosier program in 2015.

In each of his head coaching stops, Lemonis has led his team to the NCAA postseason in his first season at the helm. He helped the Hoosiers into the NCAA Tournament field during his initial season in Bloomington, before he guided Mississippi State to the College World Series in 2019 — his first season in Starkville.

Overall, Lemonis enters his 27th season as a collegiate coach in 2021, making one College World Series appearance as a head coach, taking three trips to Omaha as an assistant, earning 16 NCAA tournament berths and aiding in four 50-win seasons. His pupils have earned 30 All-America honors, 15 Freshman All-America laurels and 82 have signed professional baseball contracts, with 17 getting the call up to Major League Baseball.

#### RECRUITING AND DEVELOPMENT

Widely regarded as one of the elite recruiters and developers of talent in all of college baseball, a total of 95 student-athletes have been selected in the Major League Baseball Draft under Lemonis' watch, with 17 of those reaching the highest level of professional baseball.

Since arriving at Louisville for the 2006-07 academic year, Lemonis has been a part of 13 nationally-ranked recruiting classes, including his first three classes at MSU. His initial Bulldog recruiting class was tabbed as the No. 12 class nationally by Baseball America and Perfect Game, while it earned the No. 9 ranking from Collegiate Baseball Newspaper. In 2019, he and his staff brought in another top-10 ranked class, finishing as high as No. 6 by Baseball America.

Over his first two seasons in Starkville, Lemonis has tutored 14 picks in the MLB First Year Player Draft, including three first rounders and one second rounder. Sixteen of Lemonis' Indiana players were taken in the MLB Draft in his final four years in Bloomington and 14 signed professional contracts. He also recruited and coached nine of the Hoosier's school-record 10 MLB Draft choices in 2019.

From 2007-14, Lemonis saw seven-straight classes ranked among the top-30 nationally, including the No. 12 national class for the 2011 recruiting cycle. In 2017, Baseball America revisited the Cardinals' 2013 class, re-ranking it No. 2 in the nation after the on-field success under Lemonis' watch. In 2018, the publication tabbed an un-ranked 2014 recruiting class — which included 2015 National Freshman of the Year and 2017 Golden Spikes Award winner Brendan McKay — as the No. 1 class in the publication's re-rankings.

Lemonis mentored and or recruited 47 student-athletes that signed professional contracts after being selected in the MLB Draft during his eight years as the top assistant and recruiting coordinator at Louisville, including a school-record 10 selections in the 2010 MLB Draft. He helped produce 10 first or second round draft choices over a seven-year span.

To date, 15 Cardinals who were recruited by and played for Lemonis have gone on to reach the big leagues. Those players include Nick Burdi, Adam Duvall, Chris Dominguez, Cody Ege, Adam Engel, Chad Green, Dean Kiekhefer, Matt Koch, Trystan Magnuson, Justin Marks, Kyle McGrath, Brendan McKay, B.J. Rosenberg, Nick Solak and Tony Zych. Over \$28 million in signing bonuses were accrued by Lemonis' Louisville draftees.

#### MISSISSIPPI STATE

Inheriting a team that is coming off of a trip to the College World Series doesn't always translate into immediate success, but Lemonis was able to build off that momentum as he began writing his chapter in Mississippi State history.

The 2020 squad was off to a 12-4 start with two wins each over Oregon State and No. 2 Texas Tech, before the season was shut down due to the COVID-19 pandemic. Though many publications didn't hand out postseason honors, Collegiate Baseball Newspaper tabbed left-handed pitcher Christian MacLeod the Co-National Freshman of the Year.

Along with the second-most single-season victories (52) during the 2019 season, his team also posted the second-best 20-, 30- and 40-game starts (18-2, 25-5, 32-8) in program history. He joined Pat McMahon as the only two Diamond Dawg dugout bosses to lead the program to the College World Series in their initial campaign and his 52 wins were the most by a first-year SEC head coach in the conference's history.

State saw four student-athletes earn first-team All-SEC, tying for the fourth-most selections in a single season in program history behind the five selections in 1949, 1971 and 1977. Ethan Small posted one of the most dominant seasons on the mound in program history, leading the nation in strikeouts and earning National and Southeastern Conference Pitcher of the Year honors. Right-handed pitcher JT Ginn was tabbed National Freshman of the Year and Southeastern Conference Freshman of the Year.

Along with Small, Tanner Allen, Justin Foscue and Jake Mangum each earned top honors from the SEC, and Foscue, Mangum and Small each grabbed at least one first-team All-America honor. Small became Mississippi State's seventh unanimous first-team All-American, joining Jeff Brantley (1985) and Chris Stratton (2012) as the only pitchers to accomplish the feat.

On the team side of things, State's offense led the nation in doubles to mark the first time in program history the Diamond Dawgs led the NCAA in an offensive or pitching category. The 166 doubles set a school record and rank No. 4 all-time in SEC history.

#### Personal

<b>Hometown:</b>	Myrtle Beach, S.C.
<b>Wife:</b>	Jill
<b>Children:</b>	Marissa & Mackenzie
<b>College:</b>	The Citadel, 1992

#### Coaching Career

2019-	Mississippi State Head Coach
2015-18	Indiana Head Coach
2007-14	Louisville Assistant Coach
2003-06	The Citadel Associate Head Coach
1995-2002	The Citadel Assistant Coach

#### Lemonis Year-by-Year

As a Head Coach		* - NCAA postseason canceled	
	School	Record	Postseason
2021	Mississippi State	36-13	---
2020 *	Mississippi State	12-4	---
2019	Mississippi State	52-15	College World Series
2018	Indiana	40-19	NCAA Regional
2017	Indiana	34-24-2	NCAA Regional
2016	Indiana	32-24	---
2015	Indiana	35-24	NCAA Regional
<b>at MSU</b>	<b>3rd Season</b>	<b>100-32</b>	<b>1 College World Series</b>
<b>Career</b>	<b>7th Season</b>	<b>241-123-2</b>	<b>4 NCAA Regionals</b>
			<b>1 Super Regional, 1 College World Series</b>

#### As an Assistant Coach

	School	Record	Postseason
2014	Louisville	50-17	College World Series
2013	Louisville	51-14	College World Series
2012	Louisville	41-22	NCAA Regional
2011	Louisville	32-29	---
2010	Louisville	50-14	NCAA Regional
2009	Louisville	47-18	NCAA Super Regional
2008	Louisville	41-21	NCAA Regional
2007	Louisville	47-24	College World Series
2006	The Citadel	34-27	---
2005	The Citadel	25-34	---
2004	The Citadel	39-28	NCAA Regional
2003	The Citadel	32-25	---
2002	The Citadel	31-26	---
2001	The Citadel	38-24	NCAA Regional
2000	The Citadel	39-20	---
1999	The Citadel	41-20	NCAA Regional
1998	The Citadel	37-24	NCAA Regional
1997	The Citadel	37-21	---
1996	The Citadel	33-26	---
1995	The Citadel	39-21	NCAA Regional
<b>Totals</b>	<b>20 Seasons</b>	<b>784-455</b>	<b>15 NCAA Regionals</b>
			<b>Four NCAA Super Regionals, Three College World Series</b>





## SEC Update

### Standings

	Western Division										
	SEC	Pct.	GB	Division	Overall	Pct.	Home	Away	Neutral	L10	Streak
Arkansas	19-8	.704	-	13-5	39-10	.796	23-5	13-5	3-0	7-3	W1
Mississippi State	17-10	.630	2.0	10-5	36-13	.735	24-8	9-4	3-1	7-3	L2
Ole Miss	16-11	.593	3.0	10-8	36-15	.706	27-8	6-7	3-0	7-3	W1
Alabama	12-14	.462	6.5	7-8	29-19	.604	19-10	10-9	0-0	5-5	L1
LSU	11-16	.407	8.0	8-7	32-19	.627	24-13	8-6	0-0	7-3	W1
Auburn	8-19	.296	11.0	5-13	22-25	.468	14-14	7-9	1-2	5-5	W1
Texas A&M	8-19	.296	11.0	4-11	28-25	.528	20-11	5-13	3-1	4-6	L1
	Eastern Division										
	SEC	Pct.	GB	Division	Overall	Pct.	Home	Away	Neutral	L10	Streak
Tennessee	18-9	.667	-	10-5	39-13	.750	25-9	14-4	0-0	7-3	L1
Vanderbilt	17-9	.654	0.5	9-6	36-12	.750	24-5	12-7	0-0	5-5	L1
Florida	17-10	.630	1.0	10-8	35-16	.686	28-7	7-9	0-0	7-3	L1
South Carolina	15-12	.556	3.0	11-4	31-18	.633	20-6	10-11	1-1	5-5	W3
Georgia	12-15	.444	6.0	9-9	29-20	.592	19-11	10-9	0-0	3-7	W1
Kentucky	11-16	.407	7.0	5-10	27-20	.574	21-13	6-7	0-0	3-7	L5
Missouri	7-20	.259	11.0	3-15	14-33	.298	5-12	9-17	0-4	2-8	W2

### Schedule/Results

all times central

#### Tuesday, May 18

Tennessee Tech at Kentucky	5:30 p.m. (SECN+)
Belmont at Tennessee	5:30 p.m. (SECN+)
North Alabama at Auburn	6 p.m.
Georgia at Georgia Tech	6 p.m.
Appalachian State at South Carolina	6 p.m. (SECN+)
Northwestern State at LSU	6:30 p.m. (SECN+)
UT Martin at Ole Miss	6:30 p.m. (SECN+)
Jacksonville State at Mississippi State	6:30 p.m. (SECN+)
Kansas at Missouri	6:30 p.m. (SECN)
FIU at Vanderbilt	6:30 p.m. (SECN+)

#### Thursday, May 20

Mississippi State at Alabama	6 p.m. (SECN+)
Florida at Arkansas	6 p.m. (SECN)
Ole Miss at Georgia	6 p.m. (SECN+)
Tennessee at South Carolina	6 p.m. (SECN+)
LSU at Texas A&M	6 p.m. (ESPNU)
Auburn at Missouri	6:30 p.m. (SECN+)
Kentucky at Vanderbilt	6:30 p.m. (SECN+)

#### Friday, May 21

Mississippi State at Alabama	6 p.m. (SECN+)
Ole Miss at Georgia	6 p.m. (SECN)
Tennessee at South Carolina	6 p.m. (SECN+)
Auburn at Missouri	6:30 p.m. (SECN+)
LSU at Texas A&M	6:30 p.m. (SECN+)
Kentucky at Vanderbilt	6:30 p.m. (SECN+)
Florida at Arkansas	7 p.m. (SECN)

#### Saturday, May 22

Tennessee at South Carolina	11 a.m. (SECN)
Mississippi State at Alabama	1 p.m. (SECN+)
Ole Miss at Georgia	1 p.m. (SECN)
Florida at Arkansas	2 p.m. (SECN+)
Auburn at Missouri	2 p.m. (SECN+)
LSU at Texas A&M	2 p.m. (SECN+)
Kentucky at Vanderbilt	2 p.m. (SECN+)

## Week-by-Week Polls

Week	BA	CB	D1	BW	PG	USA	RPI
Preseason	8	9	7	7	12	7	--
Week 2 - Feb. 23	8	12	5	6	8	--	--
Week 3 - March 1	2	10	3	5	6	6	--
Week 4 - March 8	2	8	3	4	5	4	--
Week 5 - March 15	2	6	3	3	3	3	27
Week 6 - March 22	2	6	3	2	2	4	12
Week 7 - March 29	5	12	8	8	13	7	25
Week 8 - April 5	4	12	5	6	8	5	11
Week 9 - April 12	3	11	4	5	6	4	10
Week 10 - April 19	2	4	4	4	4	4	10
Week 11 - April 26	4	4	6	5	5	5	6
Week 12 - May 3	4	4	4	4	2	4	2
Week 13 - May 10	3	3	3	3	2	3	2
Week 14 - May 17	6	3	10	6	4	6	7

BA - Baseball America, CB - Collegiate Baseball Newspaper, D1 - D1Baseball,  
 BW - National Collegiate Baseball Writers Association, PG - Perfect Game,  
 USA - USA Today Coaches Poll, RPI - NCAA RPI

(--) - No poll/RPI released by the publication.

## In The Polls

Baseball America			Collegiate Baseball			D1Baseball			NCBWA			Perfect Game			USA Today/Coaches		
1. Arkansas	39-10	1	1. Arkansas	39-10	1	1. Arkansas	39-10	1	1. Arkansas	39-10	1	1. Arkansas	39-10	1	1. Arkansas	39-10	1
2. Vanderbilt	36-12	2	2. Vanderbilt	36-12	2	2. Texas	38-12	5	2. Texas	38-12	4	2. Texas	38-12	4	2. Vanderbilt	36-12	2
3. Notre Dame	26-10	4	3. Mississippi State	36-13	3	3. Vanderbilt	36-12	2	3. Vanderbilt	36-12	2	3. Vanderbilt	36-12	3	3. Texas	38-12	4
4. Texas	38-12	7	4. Texas	38-12	4	4. Tennessee	39-13	4	4. Texas Tech	33-12	7	4. Mississippi State	36-13	2	4. Tennessee	39-13	5
5. Tennessee	39-13	5	5. TCU	35-14	5	5. Texas Tech	33-12	7	5. Tennessee	39-13	5	5. Notre Dame	28-10	6	5. Texas Tech	33-12	8
6. Mississippi State	36-13	3	6. Tennessee	39-13	6	6. Oregon	33-11	10	6. Mississippi State	36-13	3	6. Tennessee	39-13	5	6. Mississippi State	36-13	3
7. Texas Tech	33-12	8	7. Florida	35-16	7	7. Arizona	35-13	13	7. Oregon	33-11	9	7. Florida	35-16	7	7. Oregon	33-11	9
8. Florida	35-16	9	8. Arizona	35-13	11	8. Notre Dame	26-10	8	8. Arizona	35-13	12	8. Texas Tech	33-12	8	8. Florida	35-16	7
9. Arizona	35-13	10	9. Oregon	33-11	12	9. Florida	35-16	9	9. Notre Dame	26-10	11	9. Florida State	28-19	10	9. Notre Dame	26-10	10
10. East Carolina	36-11	12	10. Texas Tech	33-12	9	10. Mississippi State	36-13	3	10. East Carolina	36-11	10	10. East Carolina	36-11	12	10. Arizona	35-13	12
11. Ole Miss	35-15	17	11. East Carolina	36-11	13	11. East Carolina	36-11	11	11. TCU	35-14	6	11. Arizona	35-13	15	11. East Carolina	36-11	11
12. Florida State	28-19	13	12. Ole Miss	36-15	14	12. TCU	35-14	6	12. Florida	35-16	8	12. TCU	35-14	9	12. Ole Miss	36-15	14
13. Oregon	33-11	15	13. Notre Dame	26-10	15	13. Ole Miss	36-15	18	13. Ole Miss	36-15	16	13. Oregon	33-11	16	13. TCU	35-14	6
14. TCU	35-14	6	14. Stanford	28-12	10	14. Louisiana Tech	36-14	14	14. Stanford	28-12	14	14. Stanford	28-12	11	14. Louisiana Tech	36-14	16
15. Louisiana Tech	37-13	18	15. South Carolina	31-18	16	15. Stanford	28-12	12	15. Louisiana Tech	36-14	15	15. Ole Miss	36-15	22	15. Stanford	28-12	13
16. Charlotte	37-16	19	16. UCLA	30-16	17	16. Florida State	28-19	17	16. Florida State	28-19	17	16. UC Irvine	33-15	19	16. Florida State	28-19	19
17. Stanford	27-12	14	17. UC Irvine	33-15	18	17. Gonzaga	30-13	22	17. UCLA	30-16	19	17. Liberty	35-12	17	17. Southern Miss	35-17	17
18. UC Irvine	33-15	22	18. Louisville	26-18	8	18. UCLA	30-16	23	18. South Carolina	31-18	21	18. South Carolina	31-18	20	18. South Carolina	31-18	21
19. Louisville	26-18	11	19. Gonzaga	30-13	26	19. Southern Miss	35-17	19	19. Charlotte	37-16	18	19. Gonzaga	30-13	NR	19. Charlotte	37-16	20
20. Old Dominion	36-14	23	20. Louisiana Tech	36-14	20	20. UC Irvine	33-15	24	20. Gonzaga	30-13	24	20. Louisville	26-18	13	20. Gonzaga	30-13	NR
21. South Carolina	31-18	24	21. Oklahoma State	30-16	21	21. South Carolina	31-18	25	21. Southern Miss	35-17	20	21. Charlotte	37-16	18	21. UCLA	30-16	22
22. Southern Miss	29-15	20	22. Arizona State	30-16	22	22. Charlotte	37-16	20	22. UC Irvine	33-15	26	22. UCLA	30-16	24	22. UC Irvine	33-15	25
23. Michigan	25-13	--	23. Michigan	25-13	23	23. NC State	26-14	--	23. Louisville	26-18	13	23. Old Dominion	36-14	25	23. Louisville	26-18	15
24. NC State	26-14	--	24. Charlotte	37-16	24	24. Michigan	25-13	--	24. Old Dominion	36-14	25	24. Arizona State	30-16	NR	24. NC State	26-14	NR
25. Gonzaga	30-13	--	25. NC State	26-14	--	25. Arizona State	30-16	--	25. Arizona State	30-16	28	25. Indiana	24-12	14	25. Old Dominion	36-14	24
			26. Georgia Tech	25-20	25				26. Michigan	25-13	--						
			27. Fairfield	33-1	27				27. NC State	26-14	--						
			28. VCU	32-14	--				28. Oklahoma State	30-15	--						
			29. Grand Canyon	34-17	--				29. Fairfield	32-1	29						
			30. Florida State	28-19	30				T30. Oregon State/Baylor	--							

2021 Scheduled Opponents in Bold



## Mississippi State When...

	2019	2020	2021
Overall	52-15	12-4	36-13
vs. Top-5 Teams	7-4	2-0	2-5
vs. Top-10 Teams	5-6	2-0	7-8
vs. Top-25 Teams	16-13	2-0	12-9
Non-Conference	32-5	12-4	19-3
SEC	20-10	--	17-10
SEC East	9-3	--	7-5
SEC West	11-7	--	10-5
At Home	37-5	9-2	24-8
On the Road	10-6	1-2	9-4
At Neutral Sites	5-4	2-0	3-1
In Day Games	25-7	10-3	14-10
In Night Games	27-8	2-1	22-3
vs. Teams .500 Or Better	37-13	3-2	23-10
vs. Teams Worse Than .500	15-0	9-2	13-3
vs. Left-Handed Starter	17-3	5-1	9-6
vs. Right-Handed Starter	35-12	7-3	27-7
When Starter Receives Decision	30-11	6-3	19-8
When Reliever Receives Decision	22-4	6-1	17-5
When Starter Goes 5+ Innings	31-10	7-3	17-3
When Starter Goes <5 Innings	21-5	5-1	19-10
When Scoring First	30-5	10-2	30-5
When Opponent Scores First	22-10	2-2	6-8
When Leading After 6 Innings	41-2	9-0	30-1
When Trailing After 6 Innings	5-12	2-3	4-11
When Tied After 6 Innings	6-1	1-1	2-1
When Leading After 8 Innings	47-1	11-0	33-1
When Trailing After 8 Innings	1-11	1-4	3-11
When Tied After 8 Innings	3-1	--	0-1
In One-Run Games	11-6	2-0	7-3
In Two-Run Games	5-3	--	1-1
In 5+ Run Games	27-5	1-1	18-5
Weekend Series W-L-T	11-2-0	3-1-0	9-3-0
Series Sweeps/Times Swept	5/1	2/0	4/1
When Scoring 0-2 Runs	1-8	0-3	0-4
When Scoring 3-5 Runs	11-6	4-1	11-7
When Scoring 6-9 Runs	21-1	8-0	13-1
When Scoring 10+ Runs	19-0	--	12-1
Shutouts/Times Shut Out	5/3	1/1	6/1
In Extra Innings	2-1	--	1-1
When Opponent Scores 4 Runs Or Less	36-6	11-0	26-2
When Opponent Scores 5 Runs Or More	16-9	1-4	10-11
When Out-Hitting Opponent	45-4	11-1	30-3
When Out-Hit by Opponent	4-8	1-3	5-8
When Hits Are Equal	3-3	--	1-2
When Hitting A Home Run	34-5	8-1	26-7
When Opponent Hits A Home Run	22-9	3-1	14-10
When Errorless	20-6	6-0	16-3
When Committing One Error	15-5	3-1	11-5
When Committing 2+ Errors	17-4	3-3	9-5
When Opponent is Errorless	12-9	3-3	6-5
When Opponent Commits One Error	13-5	5-1	17-5
When Opponent Commits 2+ Errors	27-1	4-0	13-3
Game 1 of Weekend	11-3	3-1	10-3
Game 2 of Weekend	10-4	4-0	8-5
Game 3 of Weekend	9-4	2-2	8-5
Monday	--	--	1-0
Tuesday	7-0	1-1	5-0
Wednesday	9-1	2-0	5-0
Thursday	2-3	--	1-1
Friday	12-5	3-1	8-4
Saturday	12-6	4-0	10-4
Sunday	10-0	2-2	5-5

Uniform breakdown on page 9

## How It Was Won

(\* - Walk-off hit)

Below is a chart representing how the eventual game-winning run was recorded for Mississippi State in 2021.

Gm	Opponent	Final	Player	Inn.	Outs	Play	Score at Time
1.	vs. No. 9 Texas	8-3	Rowdey Jordan	4	2	Reached on an error	3-0
2.	vs. No. 10 TCU	2-3	--	--	--	--	--
3.	vs. No. 3 Texas Tech	11-5	Scotty Dubrule	8	2	RBI infield single	5-5
4.	JACKSON STATE	7-3	Landon Jordan	5	2	RBI single	3-0
5.	TULANE	3-7	--	--	--	--	--
6.	TULANE	9-5	Luke Hancock *	9	--	Grand slam	5-5
7.	TULANE	5-4	Tanner Allen *	9	2	2RBI single	3-4
8.	vs. Southern Miss	4-1	Rowdey Jordan	3	--	Sacrifice fly	1-1
9.	KENT STATE	8-3	Luke Hancock	5	--	2RBI single	3-3
10.	KENT STATE	5-9	--	--	--	--	--
11.	KENT STATE	13-0	Kamren James	1	1	RBI single	0-0
12.	GRAMBLING	10-0	Rowdey Jordan	3	1	Sacrifice fly	0-0
13.	LOUISIANA-LAFAYETTE	4-0	Scotty Dubrule	1	1	Scored on a wild pitch	0-0
14.	EASTERN MICHIGAN	14-0	Logan Tanner	2	1	RBI single	0-0
15.	EASTERN MICHIGAN	4-1	Logan Tanner *	9	--	3-run home run	1-1
16.	EASTERN MICHIGAN	4-1	Scotty Dubrule	2	1	3RBI double	0-0
17.	SAMFORD	10-2	Luke Hancock	4	--	2-run home run	1-0
18.	at No. 10 LSU	6-1	Brayland Skinner	5	--	2-run home run	0-0
19.	at No. 10 LSU	3-0	Lane Forsythe	5	1	Sacrifice fly	0-0
20.	at No. 10 LSU	3-8	--	--	--	--	--
21.	NORTH ALABAMA	18-1	Kamren James	1	1	2RBI single	0-0
22.	ARKANSAS	2-8	--	--	--	--	--
23.	ARKANSAS	5-11	--	--	--	--	--
24.	ARKANSAS	4-6	--	--	--	--	--
25.	KENTUCKY	8-1	Luke Hancock	3	1	Sacrifice fly	1-0
26.	KENTUCKY	3-2	Luke Hancock	8	1	Sacrifice fly	2-2
27.	KENTUCKY	4-3	Logan Tanner	4	--	Solo home run	3-1
28.	SOUTHERN	1-0	Tanner Leggett	2	1	Scored on passed ball	1-0
29.	at Auburn	6-5	Tanner Leggett	8	2	Scored on a wild pitch	5-5
30.	at Auburn	7-2	Kamren James	3	--	2-run home run	1-1
31.	at Auburn	19-10	Luke Hancock	1	2	2RBI single	8-0
32.	Arkansas State	18-10	Luke Hancock	8	--	RBI ground out	10-3
33.	No. 6 Ole Miss	5-2	Kamren James	6	1	Sacrifice fly	2-2
34.	No. 6 Ole Miss	0-9	--	--	--	--	--
35.	No. 6 Ole Miss	7-5	Tanner Allen	6	2	3RBI triple	4-4
36.	UAB	19-7	Scotty Dubrule	3	1	RBI single	7-3
37.	at Vanderbilt	2-6	--	--	--	--	--
38.	at Vanderbilt	7-4	Logan Tanner	7	1	RBI double	4-1
39.	at Vanderbilt	4-7	--	--	--	--	--
40.	Texas A&M	8-7	Tanner Allen *	12	--	Solo home run	7-7
41.	Texas A&M-1	3-2	Brad Cumbest	5	1	Sacrifice fly	2-0
42.	Texas A&M-2	10-5	Brad Cumbest	7	2	RBI single	5-3
43.	at The Citadel	10-2	Brad Cumbest	3	1	2RBI single	2-0
44.	at No. 12 South Carolina	9-0	Kamren James	1	--	RBI single	0-0
45.	at No. 12 South Carolina	9-6	Tanner Allen	5	1	RBI single	6-1
46.	at No. 12 South Carolina	3-4	--	--	--	--	--
47.	Missouri	5-4	Scotty Dubrule	7	2	2RBI single	3-4
48.	Missouri	6-7	--	--	--	--	--
49.	Missouri	8-16	--	--	--	--	--

## Career Game-Winning Plays

WO = Walk-off game-winning play

	'18	'19	'20	'21	WO	Total		'18	'19	'20	'21	WO	Total
Allen, Tanner	5	9	1	3	3	17	James, Kamren	--	--	1	5	--	6
Cumbest, Brad	--	1	--	3	--	4	Jordan, Rowdey	1	5	--	3	--	9
Dubrule, Scotty	--	--	--	5	--	5	Leggett, Tanner	--	--	--	3	--	3
Forsythe, Lane	--	--	--	1	--	1	Pimentel, Brandon	--	--	2	--	--	2
Hancock, Luke	--	--	2	7	1	9	Skinner, Brayland	--	--	--	1	--	1
Hatcher, Josh	1	3	3	--	1	7	Tanner, Logan	--	--	--	4	1	4

## DuBrule Leads NCAA Active Leaders

- Graduate student **Scotty DuBrule** sits among active Division I student-athletes in seven offensive categories, including the No. 1 spot in games played (245) and hits (295).

Games Played	1st	245
Hits	1st	295
At-Bats	3rd	927
Runs Scored	7th	172
Walks	16th	122
Total Bases	29th	345
RBI's	37th	137

- Junior **Tanner Allen** sits among the top active NCAA student-athletes in a host of categories, as well.

Triples	5th	12
Total Bases	8th	392
RBI's	9th	164
Hits	10th	254
Doubles	11th	54
Runs Scored	23rd	156
At-Bats	37th	763

- Junior **Rowdey Jordan** is also among the top hitters on the NCAA active leader charts.

Runs	11th	165
Sacrifice Flies	23rd	13
Doubles	36th	45
Total Bases	36th	332
Hits	62nd	213

## Opening Against The Ranks

- Mississippi State opened 2021 against three top 10 opponents for the first time in program history and faced the highest-ranked season-opening opponent since 2001.
- It was the ninth time since 1990 that MSU played a ranked opponent on opening weekend, with seven season opening games coming against ranked foes during that 31-year span.
- The last time Mississippi State opened the season against a top 10 team was the 2001 season at home against No. 9 Notre Dame.

## Big League Talent

- Mississippi State is great at turning out major league talent, with 52 Diamond Dawgs reaching the highest level of the sport, but it is also great at keeping student-athletes on campus.
- The 2021 roster featured three Bulldogs that had been drafted prior to the season,

Name (Pos.)	Year	Round	Organization
Tanner Allen (IF/OF)	2017	36th	Chicago Cubs
	2019	34th	Colorado Rockies
Eric Cerantola (LHP)	2018	30th	Tampa Bay Rays
Josh Hatcher (IF/OF)	2017	39th	Los Angeles Angels

- The 2020 MLB Draft saw three Diamond Dawgs drafted in the first two rounds, with **Justin Foscoe** (No. 14; Texas Rangers) and **Jordan Westburg** (No. 30; Baltimore Orioles) each drafted in the first round.
- In 2019, Mississippi State saw a program-record 11 student-athletes drafted in the MLB First Year Player Draft, including junior **Tanner Allen** for the second time in his career.

## In the Last 10 Games... (MORE ON PAGE 16)

- Mississippi State owns a 7-3 mark over its last 10 games.
- As a team, State is hitting .311 and the pitching staff is limiting the opposition to just a .251 batting average.
- Of the 117 hits by the offense, State owns 33 extra base hits, including 13 home runs.
- Four of MSU's everyday starters own a batting average of .300 or better, led by **Tanner Allen's** .500 clip. **Logan Tanner** (.390), **Scotty DuBrule** (.375) and **Rowdey Jordan** (.351) are each above .300, as well.
- Allen leads the team with 10 RBI's, while the trio of Tanner, Jordan and **Luke Hancock** each have eight RBI's over the last 10 games.
- The pitching staff has fanned 121 batters in 94 1/3 innings of work with just 44 walks.
- Of the seven victories, **Will Bednar** has earned two of them, while five others have tallied one.
- Cam Tullar** leads the team with seven appearances on the mound, while Stone Simmons and Preston Johnson each own five appearances.

## We're Going Streaking

- Earlier in 2021, the Mississippi State baseball program rattled off seven straight SEC wins thanks to series sweeps against Kentucky and at Auburn and a series-opening win over Ole Miss.
- Overall, the seven game streak is the longest by an SEC program in conference play this season.
- State then won five straight conference games between a sweep of Texas A&M and two victories over South Carolina to start the series in Columbia.
- It is the first time since 2000 and the seventh time in program history that MSU has two five-game conference winning streaks in the same season.

## Filling the New Dude

- Mississippi State opened the new Dudy Noble Field in stying, averaging a school-record 8,899 fans over 41 home dates in 2019.
- With attendance restrictions early in the season, the Diamond Dawgs continue to sit among the national leaders in attendance, even topping the 10,000 mark on two occasions.
- The two 10,000-plus crowd against Ole Miss in April pushed the program's total to 63 all-time at Dudy Noble Field.
- The 13,338 fans that entered the gate for the Saturday, April 17th contest rank No. 11 in program history and give MSU 16 of the top 17 on-campus crowds in NCAA history.

## Uni Watch

- The old adage states, "look good, feel good." And, when you feel good you usually preform well. Below is a list of how MSU fared in each of its uniforms over the past three seasons;

Uniform	2019	2020	2021
Black '85s	10-0	2-1	4-2
Maroon '85s	14-5	3-2	9-4
White '85s	9-3	1-1	7-1
Cream Script State	--	--	5-3
Grey Vests	2-1	--	--
White Pinstripes	4-1	2-0	5-1
Grey Script State	--	1-0	4-0
Grey Pinstripes	4-4	--	2-2

## Free Shirts!

- In a normal year, the fans at Dudy Noble Field enjoy the t-shirt toss in the third inning, but the Mississippi State baseball student-athletes are more focused on the t-shirt toss at the end of the game.
- Since his arrival at MSU, head coach Chris Lemonis has handed out a shirt to signify the top performance of each victory. Each shirt is numbered by victory and here is who they've went to

Game	Student-Athlete, Position (# in 2021)
1 vs. Texas	Landon Sims, RHP (1)
2 vs. Texas Tech	Jackson Fristoe, RHP (1)
3 Jackson State	Kamren James, IF (1)
4 Tulane	Luke Hancock, C (1)
5 Tulane	Tanner Allen, OF (1)
6 vs. Southern Miss	Houston Harding, LHP (1)
7 Kent State	Brandon Smith, RHP (1)
8 Kent State	Jackson Fristoe, RHP (2)
9 Grambling	Brad Cumbest, OF (1)
10 Louisiana-Lafayette	Houston Harding, LHP (2)
11 Eastern Michigan	Christian MacLeod, LHP (1)
12 Eastern Michigan	Logan Tanner, C (1)
13 Eastern Michigan	Scotty DuBrule, IF (1)
14 Samford	Luke Hancock, C (2)
15 at LSU	Brayland Skinner, OF (1)
16 at LSU	Will Bednar, RHP (1)
17 North Alabama	Mikey Tepper, RHP (1)
18 Kentucky	Christian MacLeod, LHP (2)
19 Kentucky	Landon Sims, RHP (2)
20 Kentucky	Jackson Fristoe, RHP (3)
21 Southern	Rowdey Jordan, OF (1)
22 at Auburn	Tanner Allen, OF (1)
23 at Auburn	Will Bednar, RHP (2)
24 at Auburn	Logan Tanner, C (2)
25 Arkansas State	Lane Forsythe, IF (1)
26 Ole Miss	Tanner Allen, OF (2)
27 Ole Miss	Tanner Allen, OF (3)
28 UAB	Logan Tanner, C (3)
29 at Vanderbilt	Logan Tanner, C (4)
30 Texas A&M	Tanner Allen, OF (4)
31 Texas A&M	Will Bednar, RHP (3)
32 Texas A&M	Houston Harding, LHP (3)
33 Texas A&M	Cade Smith, RHP (1)
34 at South Carolina	Christian MacLeod, LHP (3)
35 at South Carolina	Will Bednar, RHP (4)
36 Missouri	Landon Sims (3)





## Hitting Totals/Streaks

MULTI-HIT GAMES	2	3	4	5+	2021	Career
Allen, Tanner	15	6	2	--	23	75
Jordan, Rowdey	11	3	1	--	15	57
Tanner, Logan	8	6	--	--	14	16
Hancock, Luke	11	2	--	--	13	17
Dubrule, Scotty	11	2	--	--	13	13
James, Kamren	8	4	1	--	13	17
Forsythe, Lane	6	4	--	--	10	10
Cumbest, Brad	6	2	--	--	8	11
Hatcher, Josh	7	--	--	--	7	36
Leggett, Tanner	3	--	--	--	3	3
Clark, Kellum	1	1	--	--	2	2
McGowan, Drew	2	--	--	--	2	2
Pimentel, Brandon	1	--	--	--	1	1
McDonald, Kyte	1	--	--	--	1	1
Skinner, Brayland	--	1	--	--	1	1
<b>TEAM</b>	<b>92</b>	<b>31</b>	<b>4</b>	<b>--</b>	<b>127</b>	

MULTI-RBI GAMES	2	3	4	5+	2021	Career
Allen, Tanner	8	6	1	--	15	35
Hancock, Luke	6	5	1	--	12	16
Tanner, Logan	6	3	--	2	11	11
James, Kamren	2	4	3	1	10	10
Jordan, Rowdey	4	3	--	--	7	32
Dubrule, Scotty	4	1	--	--	5	5
Skinner, Brayland	2	1	--	--	3	3
Leggett, Tanner	2	1	--	--	3	3
McDonald, Kyte	2	--	--	--	2	2
Cumbest, Brad	--	1	1	--	2	4
Forsythe, Lane	--	1	--	--	1	1
Pimentel, Brandon	1	--	--	--	1	3
Clark, Kellum	--	1	--	--	1	1
--						
Hatcher, Josh	--	--	--	--	--	14
<b>TEAM</b>	<b>38</b>	<b>27</b>	<b>6</b>	<b>3</b>	<b>74</b>	

HITTING STREAKS	Current	2021 Long	Career
Allen, Tanner	12	12 (2x)	14
Jordan, Rowdey	8	9	9
Hancock, Luke	1	8	8
James, Kamren	--	6	7
Leggett, Tanner	1	6	6
Tanner, Logan	2	6	6 (2x)
Dubrule, Scotty	5	5	--
Forsythe, Lane	--	4	4
Hatcher, Josh	--	4	10^
McDonald, Kyte	--	3	3
Cumbest, Brad	--	3	3
McGowan, Drew	--	3	3
Skinner, Brayland	1	2	2 (3x)
Pimentel, Brandon	--	2	4
Meche, Davis	2	2	2 (2x)
Clark, Kellum	2	2	2 (2x)
Garner, Kace	--	1	1
--			
Price, Spencer	1	--	1

REACHED BASED	CURRENT	2021	CAREER
Jordan, Rowdey	34	34	34
Allen, Tanner	15	16	26*
Hancock, Luke	1	14	14
Dubrule, Scotty	12	12	--
Tanner, Logan	12	12	12
Forsythe, Lane	--	10	10
James, Kamren	--	8	8
Hatcher, Josh	--	8	14^
Leggett, Tanner	1	6	6
McGowan, Drew	--	5	5
Skinner, Brayland	3	5	5
McDonald, Kyte	--	4	5
Pimentel, Brandon	--	4	6^
Clark, Kellum	2	4	4
Meche, Davis	3	3	3
Cumbest, Brad	--	3	4
Garner, Kace	--	2	2
--			
Price, Spencer	1	--	1

\* - Streak spanned the 2019 and 2020 seasons.

^ - Streak spans 2020 and 2021 seasons

## A Dawg Among Dawgs: Tanner Allen

### Allen Among Elite SEC Hitters

- **Tanner Allen** enters the final weekend of the SEC season with a .418 batting average in conference play and is averaging nearly one run per game, 1.7 hits per game and 1.2 RBIs per game through 27 SEC contests.
- He leads the SEC in conference-only games with a .418 batting average, a .727 slugging percentage, 80 total bases and 46 hits. He is No. 2 in on-base percentage (.488) and No. 4 in RBIs (29).
- In nine SEC weekend series, Allen has hit .300 or better against seven of the nine opponents, including a .400 average on five SEC weekends - including four straight.
- Allen is the only SEC hitter to rank among the top 10 in batting average, runs scored, hits and RBIs on the season, as he sits among the top 10 in nine offensive categories in 2021.
- Allen is one of two SEC hitters with 70 hits, 50 runs scored and 40 RBIs, which he ranks among the top 55 nationally in each of the four categories.

### Allen in Rare Air

- **Tanner Allen** has hit from the moment he showed up at Mississippi State and he is closing in on joining a couple of exclusive clubs in Diamond Dawg history.
- Along with ranking among the career leaders in doubles and triples, Allen became the second student-athlete in MSU history to produce 50 doubles, 20 home runs and 10 triples in a career.  
Rex Buckner (1990-93): 52 2B, 26 HR, 10 3B  
Tanner Allen (2018-pres.): 54 2B, 20 HR, 12 3B
- Along those same lines, Allen has eclipsed 250 hits, 150 runs scored and 150 RBIs for his career. He is just the ninth Diamond Dawg to reach all three marks in a career, joining:  
Tanner Allen (2018-present): 247/154/162  
Rex Buckner (1990-93): 260/169/172  
Connor Powers (2007-10): 251/172/204  
Travis Chapman (1997-2000): 327/221/202  
Brad Freeman (1995-98): 265/192/158  
Brad Hildreth (1986-89): 275/173/157  
Richard Lee (1995-98): 328/219/265  
Rafael Palmeiro (1983-85): 268/224/239  
Tommy Raffo (1987-90): 278/186/207

### Record Book Wrecker

- As the 2021 season nears postseason play, **Tanner Allen** continues to move up some of Mississippi State's career charts, with a chance to end his tenure in Starkville as one of the most complete hitters in program history.
- Allen currently ranks tied for No. 6 on the career doubles list (54) and is No. 3 on the career triples charts (12), while ranking among the top 50 in program history in 13 total offensive categories.

Player (Seasons)	2B
1. Mangum, Jake (2016-19)	73
2. Chapman, Travis (1997-2000)	71
3. Lee, Richard (1995-98)	66
4. Young, Pete (1987-89)	56
5. Van Cleve, Dan (1981-85)	55
6. <b>Allen, Tanner (2018-present)</b>	<b>54</b>
Maniscalco, Matthew (2000-03)	54
7. Cohen, John (1988-90)	53

Player (Seasons)	3B
1. Kelley, Mike (1976-79)	20
2. Milton, Ted (1969-72)	14
3. <b>Allen, Tanner (2018-present)</b>	<b>12</b>
Winkler, Brad (1980-83)	12
5. Maniscalco, Matthew (2000-03)	11

- The left-handed hitter is also nearing the top-10 in career hits and RBIs, sitting among the top 15 in each category.

Player (Seasons)	Hits
10. Palmeiro, Rafael (1983-85)	268
11. Kelley, Mike (1976-79)	267
12. Freeman, Brad (1995-98)	265
13. Berkery, Thomas (2003-06)	261
14. Buckner, Rex (1990-93)	260
15. <b>Allen, Tanner (2018-present)</b>	<b>254</b>
16. Powers, Connor (2007-10)	251

Player (Seasons)	RBIs
10. Mitchell, John (1984-87)	179
11. Winkler, Brad (1980-83)	172
12. Young, Pete (1987-89)	169
13. Cohen, John (1988-90)	168
14. Brinson, Matthew (2001-03)	166
15. <b>Allen, Tanner (2018-21)</b>	<b>164</b>
Hayman, David (1993-96)	164







## Mr. Jordan Gets Rowdey

### Auburn Made

- **Rowdey Jordan** grew up on The Plains, attended games at Plainsman Park and graduated from Auburn High School, so there is a level of comfort when he sees the blue and orange threads.
- Now at Mississippi State, Jordan has played some of his best baseball against his hometown team, with a career .351 batting average in nine games versus Auburn.
- In his first two seasons in Starkville, Jordan used the Auburn series as a springboard to Freshman All-America honors in 2018 and then a second trip to Omaha in 2019.
- In 2020, Jordan made his final trip to his hometown and guided MSU to a series sweep.
- Jordan's numbers against the Tigers are below:  
2018: .375/.625/.375, 3-for-8, 1 R, 1 RBI, 2 2B  
2019: .360/.529/.421, 6-for-17, 4 R, 6 RBIs, 3 2B  
2020: .333/.500/.529, 4-for-12, 6 R, 1 RBI, 2 2B
- In 2018, Jordan hit .392 following the Auburn series and, in 2019, finished on a .345 clip after playing the Tigers.

### Rowdey in the Record Books

- Junior **Rowdey Jordan** is quietly putting together one of the most noted careers in Mississippi State baseball history, as he enters the weekend among the top Diamond Dawgs in a bevy of career categories.
- Jordan currently sits among the top 50 in MSU history in:

Sacrifice Flies	13	T-11th
Runs Scored	165	23rd
Doubles	45	T-25th
Stolen Bases	23	T-29th
Hits	214	T-31st
Home Runs	22	T-32nd
Total Bases	333	34th
RBIs	125	T-39th
Walks	88	T-43rd
Games Played	189	T-45th

### Streaking at the Plate

- Since 2002, there have been nine reached base streaks of 30 games or longer. That list includes **Rowdey Jordan's** current streak of 34 games.
- The streak for Jordan began on March 14 against Eastern Michigan and includes 12 multi-hit games and 26 games that he has reached base at least twice.
- He has scored a run in 23 games and owns an RBI in 17 of those contests. Of his 44 hits, 28 have gone for extra bases, and he has walked 21 times and been hit-by-pitch 14 times.
- The list of 25-plus game single season streaks are below:

<i>Streak</i>	<i>Name (Year)</i>
43	Brett Pirtle (2013)
41	Jarrod Parks (2011)
39	Brett Pirtle (2014)
36	Thomas Berkery (2006)
<b>34</b>	<b>Rowdey Jordan (2021)</b>
32	Matthew Maniscalco (2003)
31	Elijah MacNamee (2018)
31	Matthew Brinson (2003)
30	Seth Heck (2014)

- In terms of streaks that spanned multiple seasons, below are notable streaks since 2002 of 25-or-more games.

<i>Streak</i>	<i>Name (Year)</i>
40	Nick Vickerson (28, 2010; 12, 2011)
31	Jeffrey Rea (10, 2006; 21, 2007)
30	Jordan Westburg (20, 2019; 10, 2020)
30	Steve Gendron (7, 2002; 23, 2003)
27	Jake Mangum (13, 2016; 14, 2017)
<b>26</b>	<b>Tanner Allen (21, 2019; 5, 2020)</b>

## State to The Show

### Diamond Dawgs in Major League Baseball (9)

<i>Name (Yrs. at MSU)</i>	<i>Pos.</i>	<i>Organization</i>
Adam Frazier (2011-13)	IF	Pittsburgh Pirates
Kendall Graveman (2010-13)	RHP	Seattle Mariners
Jonathan Holder (2010-13)	RHP	Chicago Cubs
Dakota Hudson (2014-16)	RHP	St. Louis Cardinals
Nathaniel Lowe (2016)	IF	Texas Rangers
Mitch Moreland (2005-07)	IF	Oakland Athletics
Hunter Renfroe (2011-13)	RF	Boston Red Sox
Chris Stratton (2010-12)	RHP	Pittsburgh Pirates
Brandon Woodruff (2012-14)	LHP	Milwaukee Brewers

### Diamond Dawgs in Minor League Baseball (25)

<i>Name (Yrs. at MSU)</i>	<i>Pos.</i>	<i>Organization (Level)</i>
Trysten Barlow (2017-19)	LHP	Colorado Rockies (A+)
Ben Bracewell (2010-14)	RHP	Oakland Athletics (AAA)
Gavin Collins (2014-16)	C	Cleveland Indians (AAA)
Justin Foscoe (2018-20)	IF	Texas Rangers (A+)
J.P. France (2018)	RHP	Houston Astros (AA)
JT Ginn (2019-20)	RHP	New York Mets (R)
Cole Gordon (2016-19)	RHP	New York Mets (AA)
Ryan Girdley (2015-2017)	IF	Oakland Athletics (AA)
Zac Houston (2014-16)	RHP	Detroit Tigers (AA)
Reid Humphreys (2014-16)	RHP	Colorado Rockies (AA)
Keegan James (2016, 18-19)	RHP	Colorado Rockies (A-)
Jack Kruger (2016)	C	Texas Rangers (AAA)
Jared Liebelt (2018-19)	RHP	Arizona Diamondbacks (--)
Jacob Lindgren (2012-14)	LHP	Chicago White Sox (AAA)
Jake Mangum (2016-19)	OF	New York Mets (A+)
Zach Neff (2018)	LHP	Minnesota Twins (AA)
Konnor Pilkington (2016-18)	LHP	Chicago White Sox (AA)
Peyton Plumlee (2017, 19)	RHP	Houston Astros (A-)
Jacob Robson (2013-16)	OF	Detroit Tigers (AA)
Brent Rooker (2014-2017)	IF	Minnesota Twins (AAA)
Dustin Skelton (2017-19)	C	Miami Marlins (A+)
Ethan Small (2016, 18-19)	LHP	Milwaukee Brewers (AA)
Hunter Stovall (2016-18)	IF	Colorado Rockies (A+)
Jordan Westburg (2018-20)	IF	Baltimore Orioles (A-)
Colby White (2019)	RHP	Tampa Bay Rays (A-)

### Diamond Dawgs Coaching in Professional Baseball

<i>Name (Yrs. at MSU)</i>	<i>Organization</i>	<i>Team (Level)</i>
Chris Young (2000-02)	Chicago Cubs	Chicago Cubs (MLB)

### Diamond Dawgs Working in Professional Baseball

<i>Name (Yrs. at MSU)</i>	<i>Organization</i>	<i>Role</i>
Jeff Brantley (1982-85)	Cincinnati Reds	Broadcaster
Will Clark (1983-85)	San Francisco Giants	Special Assistant



## Honors Tracker

### Tanner Allen, OF

Preseason All-SEC (first team)

Ferriss Trophy Finalist (*Mississippi's college player of the year*)

### Will Bednar, RHP

Baseball America Breakout Candidate (No. 13)

Baseball America Top 100 MLB Draft Prospect (No. 59)

MLB Pipeline Top 100 MLB Draft Prospect (No. 41)

D1Baseball Top 100 Collegiate MLB Draft Prospects (No. 20)

### Eric Cerantola, RHP

Baseball America Top 100 MLB Draft Prospect (No. 34)

MLB Pipeline Top 100 MLB Draft Prospect (No. 50)

D1Baseball Top 100 Collegiate MLB Draft Prospects (No. 28)

### Scotty Dubrule, IF

Baseball America Top 25 New Addition (No. 23)

SENIOR Class Award Candidate

### Jackson Fristoe, RHP

SEC Freshman of the Week (March 8)

### Josh Hatcher, IF

Preseason All-SEC (second team)

### Kamren James, IF

D1Baseball Top 100 Collegiate MLB Draft Prospects (No. 49)

SEC Newcomer of the Week (April 12)

### Rowdey Jordan, OF

Preseason All-SEC (second team)

### Christian MacLeod, LHP

Golden Spikes Award Preseason Watch List

Collegiate Baseball Newspaper Preseason All-America (second team)

D1Baseball Preseason All-America (third team)

Perfect Game Preseason All-America (third team)

Baseball America Top 100 MLB Draft Prospect (No. 23)

MLB Pipeline Top 100 MLB Draft Prospect (No. 40)

D1Baseball Top 100 Collegiate MLB Draft Prospects (No. 26)

SEC Pitcher of the Week (April 5)

College Baseball Foundation Pitcher of the Week (April 6)

SEC Pitcher of the Week (May 10)

### Spencer Price, RHP

NCBWA Stopper of the Year Preseason Watch List

### Landon Sims, RHP

SEC Co-Pitcher of the Week (Feb. 23)

USA Baseball Golden Spikes Performer of the Week (Feb. 23)

SEC Newcomer of the Week (April 19)

NCBWA Stopper of the Year Midseason Watch List

Ferriss Trophy Finalist (*Mississippi's college player of the year*)

## Every Day is Bump Day

### Sims Shutting 'Em Down

- Bases loaded, no outs is never an ideal situation for a reliever to enter the game, however that is the situation **Landon Sims** started his season.
- The second-year freshman proceeded to strike out the side against No. 9 Texas and retired all 12 batters he faced in four perfect innings of work.
- Of his 12 outs, 10 were strikeouts, and he hasn't slowed that pace down since.
- Then, in a tie game versus Texas A&M in the series opener, Sims entered in the 10th and allowed just one base runner – a one-out walk in the 11th – and struck out seven of nine batters to earn the win.
- In 34 innings pitched, 67 of his 102 outs have come via strikeout (65.6%) and he has surrendered just two runs on 13 hits. His strikeouts per nine innings sits at 17.7.
- He owns a 3-0 record with seven saves and has been a part of three shutouts, including State's first no-hitter since 1999.
- Opponents are hitting just .114 against the reliever.

### 20K Club

- On Wednesday, March 3 in Pearl, Mississippi, the Bulldog pitching staff accomplished something that hadn't been done in 19 years: strike out 20 batters in a game.
- The MSU staff fanned 20 Golden Eagles, with **Houston Harding** (9), **Preston Johnson** (6), **Cam Tullar** (2) and **Stone Simmons** (5) combining to reach the mark.
- Prior to that, State last racked up 20 strikeouts exactly 19 years prior on March 3, 2002 against Jacksonville State. That day, *Joey Collums* (15) and *Jonathan Papelbon* (5) helped MSU reach the 20 K mark.

### Ks for Days

- The Mississippi State pitching staff struck out 43 batters in its second weekend series of 2021 against Tulane to mark the second time in as many weekends it reached the 40 K mark.
- State also fanned 41 batters on the opening weekend at the State Farm College Baseball Classic.
- The 43 strikeouts of Green Wave batters are tied for the most in a three-game series for MSU since at least 2005, which equaled the 43 punchouts against Youngstown State to open the 2019 campaign.
- State then equaled that total against Arkansas during the opening weekend of SEC play. MSU fanned 13 in the series opener, 19 in the middle game and 13 in the finale.

### No-No Against the Flashes

- For the ninth time in program history, MSU spun a no-hitter on the mound, as the quartet of **Jackson Fristoe** (6 IP), **Landon Sims** (1 IP), **Mikey Tepper** (1 2/3 IP) and **Cam Tullar** (1/3 IP) combined for the first no-hitter at Mississippi State since 1999.
- A seventh inning error and walk, along with a ninth inning free pass were the only blemishes on the scorecard.
- The 1999 no-hitter came on March 16 against Alcorn State in a 21-1 victory, as *Scott Polk*, *Justin Estel* and *Brian Compton* combined on the feat.
- Against the Braves, Polk allowed an unearned run over six innings pitched with two walks and nine strikeouts. Estel fired one inning and walked one, while Compton walked one and struck out three in two innings of work.

### 10 Ks in 21 Straight

- Mississippi State piled up double-digit strikeouts in program-record 21 straight games from March 24-May 1, including at least 12 strikeouts in 16 of those games.
- In all, State has punched out double-digit batters in 41 of 49 games on the season.
- The 21-game streak featured 190 innings pitched and just 170 hits allowed to go along with 272 strikeouts (12.8 sopg). State walked just 89 and owned a .234 batting average against.
- That streak is 11 more than the previous mark of 10, which occurred twice. Earlier in 2021, State fanned at least 10 batters in 10 straight from February 26 against Tulane to March 12 versus Eastern Michigan.
- During the 10-game streak in 2021, State tossed 90 innings over 10 straight games of 10-plus Ks. MSU recorded 56 percent of the outs via strikeout. Of the 270 total outs, 150 of those came via strikeout for 15.0 strikeouts per nine innings.
- The 10 straight games equaled a streak from the 2001 pitching staff from April 11-22. That staff struck out 119 batters in 92 innings of work, an 11.6 strikeout per nine innings ratio.







### Reliable Riley

- While his season has ended due to injury, senior **Riley Self** was a staple in the MSU bullpen for five seasons and sits No. 4 in all-time relief appearances at Mississippi State.

Player (Seasons)	RA
1. Johnson, Van (1995-98)	115
2. Harden, Jon (1989-92)	110
3. Reed, Caleb (2009-12)	92
4. <b>Self, Riley (2017-present)</b>	<b>86</b>
Mitchell, Ross (2012-15)	86
6. Holder, Jonathan (2012-14)	81

- The right-hander's 86 appearances came via 31 as a freshman, 18 as a sophomore, 23 during his junior season, seven in 2020 and 7 games in 2021.
- Self owns a 13-2 career record and nine saves in 112 1/3 innings of work.
- While he ranks among the top 10 in career relief appearances, he is also No. 6 all-time in total appearances at MSU.

Player (Seasons)	RA
1. Johnson, Van (1995-98)	115
2. Harden, Jon (1989-92)	110
3. Mitchell, Ross (2012-15)	100
4. Reed, Caleb (2009-12)	96
5. Polk, Scott (1995-99)	90
6. <b>Self, Riley (2017-present)</b>	<b>86</b>
7. Girodo, Chad (2010-13)	83
8. Tanksley, Scott (1993-95)	82
Intorcio, Trent (1983-86)	82
10. Martin, Mike (1986-88)	81
Holder, Jonathan (2012-14)	81

### Price Nails It Down

- After piling up 14 saves during the 2017 season, senior **Spencer Price** missed 2018 due to injury and didn't collect a save in 2019, before claiming back-to-back saves versus Texas Tech to close out the 2020 campaign.
- There were 1,055 days between saves for Price, who posted his final save of 2017 versus Alabama on April 20 and his next save came on March 10, 2020 against No. 2 Texas Tech.
- Price ranks tied for No. 16 on the NCAA's active career charts with his 16 saves.

Player (Seasons)	Saves
1. Jonathan Holder (2012-13)	37
2. Van Johnson (1995-98)	29
3. Scott Tanksley (1993-95)	24
4. Caleb Reed (2009-12)	21
5. Pete Young (1987-89)	19
6. Jay Powell (1991-93)	17
7. Bryan Hardwick (1979-80, 82)	16
Cole Gordon (2016-19)	16
<b>Spencer Price (2017, 19-20)</b>	<b>16</b>
10. Adam Larson (1999-2001)	15

### Streaking on the Mound

- On Saturday, March 12 the Mississippi State pitching staff closed out a 14-0 shutout of Eastern Michigan to mark its fourth straight shutout.
- State's four shutouts ran from March 7-12 and the overall scoreless innings streak spanned five games. It ultimately ended at 39 innings to set the school record for consecutive shutout innings.
- The streak included 65 strikeouts and just 21 base runners - only four of which reached third base.
- Only the 1909 team owned a longer streak, as that team shutout five straight opponents, and it is the 10th time in program history that an MSU pitching staff put together three-or-more straight shutouts:

Year	# of Games	Other
2021	4	36 IP, 61 K, 12 H, 6 BB 39 straight innings overall (school record) Includes no-hitter vs. Kent State (3/7)
1976	3	21 IP, 14 K, 9 H, 3 BB 29 straight innings overall
1973	3	23 IP
1972	3	27 IP
1971	3	21 IP, 22 K, 7 H, 1 BB 30 straight innings overall Includes no-hitter vs. Illinois Wesleyan (3/26-2)
1970	3	21 IP
1933	3	--
1918	3	--
1909	5	--
1907	3	--

### Pitching Potables

#### Record By Starter

Pitcher	Starts	Team Record
Bednar, Will	10	7-3
Cerantola, Eric	4	2-2
Fristoe, Jackson	11	8-3
Koestler, Carlisle	2	2-0
MacLeod, Christian	13	10-3
Harding, Houston	5	3-2
Smith, Brandon	1	1-0
Smith, Cade	1	1-0
Tepper, Mikey	2	2-0

#### Starting Pitcher Run Support

Pitcher	Starts	Runs *	Runs Per Start
Bednar, Will	10	53	5.3
Cerantola, Eric	4	21	5.1
Fristoe, Jackson	11	82	7.4
Koestler, Carlisle	2	34	17.0
MacLeod, Christian	13	84	6.4
Harding, Houston	5	28	5.6
Smith, Brandon	1	7	7.0
Smith, Cade	1	10	10.0
Tepper, Mikey	2	37	18.5

\* - Runs are based on total runs scored by the team in each pitchers starts, not just runs scored while the starting pitcher is in the game.



## Going Yard

Below is a listing of all of the home runs for the 2021 season, including expanded data for those home runs hits at home.

Gm	Name	Inn.	On Base	Exit Velocity	Launch Angle	Distance
1	Hancock, Luke	4	--	--	--	--
1	Jordan, Rowdey	8	--	--	--	--
2	Jordan, Rowdey !	6	--	--	--	--
3	Hancock, Luke	6	1	--	--	--
4	James, Kamren	1	1	97	14	390 feet
6	Allen, Tanner	1	1	96	39	350 feet
6	James, Kamren !	6	--	99	27	392 feet
6	Hancock, Luke *	9	3	101	27	404 feet
7	James, Kamren	6	2	104	23	410 feet
11	James, Kamren	5	1	105	20	455 feet
12	Allen, Tanner	5	1	103	21	395 feet
15	Tanner, Logan *	9	2	105	22	405 feet
16	Tanner, Logan	3	--	101	29	388 feet
17	Hancock, Luke	4	1	101	22	357 feet
17	Hatcher, Josh	4	--	102	24	398 feet
17	Hancock, Luke !	6	--	96	28	379 feet
18	Skinner, Brayland	5	1	101	25	391 feet
23	James, Kamren !	3	--	106	23	433 feet
23	Allen, Tanner !	5	--	99	29	388 feet
24	Hancock, Luke !	6	--	99	34	389 feet
24	Tanner, Logan	6	--	105	19	374 feet
25	Jordan, Rowdey	6	--	95	27	353 feet
27	Hancock, Luke !	2	--	106	23	421 feet
27	Tanner, Logan !	4	--	97	28	318 feet
28	Jordan, Rowdey	5	2	102	33	370 feet
28	Cumbset, Brad	7	--	107	19	378 feet
28	Pimentel, Brandon	7	--	101	32	363 feet
29	Allen, Tanner	5	1	96	--	337 feet
29	James, Kamren	5	--	100	--	395 feet
30	James, Kamren	3	1	99	33	431 feet
30	Allen, Tanner	4	2	102	20	398 feet
30	Hatcher, Josh	6	--	107	22	390 feet
31	Tanner, Logan	8	2	107	26	437 feet
32	Jordan, Rowdey ^	1	--	101	36	381 feet
32	Forsythe, Lane	5	--	99	24	401 feet
32	Cumbset, Brad !	8	--	--	--	--
32	McDonald, Kyte	8	1	105	17	340 feet
32	Clark, Kellum	8	2	101	31	391 feet
33	James, Kamren !	4	--	107	23	391 feet
35	Jordan, Rowdey	5	--	97	38	374 feet
36	Tanner, Logan	1	2	104	25	412 feet
36	Leggett, Tanner	8	1	99	25	380 feet
38	Jordan, Rowdey ^	1	--	100	30	371 feet
38	Tanner, Logan	5	1	104	23	414 feet
39	Allen, Tanner	2	--	104	24	417 feet
40	Tanner, Logan	7	2	99	26	382 feet
40	Allen, Tanner !*	12	--	103	18	367 feet
42	Cumbset, Brad	2	1	103	22	410 feet
43	Tanner, Logan	5	1	--	--	--
43	Cumbset, Brad	5	1	--	--	--
45	Hancock, Luke	1	1	102	28	409 feet
45	Tanner, Logan	3	--	105	22	405 feet
45	Jordan, Rowdey	4	--	101	29	368 feet
46	Allen, Tanner !	5	--	102	24	391 feet
46	Jordan, Rowdey	6	--	97	34	391 feet
48	Clark, Kellum !	6	--	--	--	--
49	Hancock, Luke !	4	--	--	--	--
49	Tanner, Logan	4	--	--	--	--

58 total home run in 2021

! - Home run led off an inning | ^ - Leadoff home run (bottom/top 1st)

\* - Walk-off home run

NOTE: Data not available for College Baseball Showdown or games at The Citadel.

## The Last Time...

# - SEC Tournament | % - NCAA Regional | ^ - NCAA Super Regional | \$ - College World Series

### A MISSISSIPPI STATE TEAM...

Won 15+ Consecutive Games	17 - February 15-March 8, 2013
Won 10+ Consecutive Games	14 - February 23-March 16, 2019
Won 10+ Consecutive SEC Games	12 - April 30-May 25, 2016
Won 5+ Consecutive SEC Games	5 - April 30-May 8, 2021
Lost 5+ Consecutive Games	6 - May 7-16, 2015
Lost 5+ Consecutive SEC Games	6 - May 7-16, 2015
Swept a Three-Game Series	Texas A&M; April 30-May 2, 2021
at Home	Texas A&M; April 30-May 2, 2021
on The Road	at Auburn; April 9-11, 2021
Swept a Non-Conference Three-Game Series	Eastern Michigan; March 12-14 2021
at Home	Eastern Michigan; March 12-14 2021
on The Road	at Hawaii-Hilo; 1985
Swept a Three-Game SEC Series	Texas A&M; April 30-May 2, 2021
at Home	Texas A&M; April 30-May 2, 2021
on The Road	at Auburn; April 9-11, 2021
Was Swept in a Three-Game Series	Arkansas; March 26-28, 2021
at Home	Arkansas; March 26-28, 2021
on The Road	at Arkansas; April 18-20, 2019
Was Swept in a Three-Game Non-Conference Series	at Southern Miss; February 16-18, 2018
at Home	Southeastern Louisiana; February 26-28, 2010
on The Road	at Southern Miss; February 16-18, 2018
Was Swept in a Three-Game SEC Series	Arkansas; March 26-28, 2021
at Home	Arkansas; March 26-28, 2021
on The Road	at Arkansas; April 18-20, 2019
Played An Extra-Inning Game	W, 8-7 (12 innings) - Texas A&M; April 30, 2021
Won An Extra-Inning Game	W, 8-7 (12 innings) - Texas A&M; April 30, 2021
Lost An Extra-Inning Game	L, 0-1 (10 innings) - Southern Miss; February 22, 2019
Played Consecutive Extra-Inning Games	May 4-5, 2018; at Alabama, W, 14-12 (10 innings) and L, 3-4 (10 innings)
Won Consecutive Games in Extra-Inning	May 10-11, 2014; Tennessee, W, 1-0 (10 innings) and W, 4-3 (12 innings)
Won on a Walk-Off	W, 8-7 (12 innings) - Texas A&M; April 30, 2021
	Tanner Allen solo home run in the 12th inning
Won Consecutive Games Via A Walk-Off	February 27-28, 2021; Tulane, W, 9-5 and W, 5-4
	Luke Hancock grand slam in the ninth inning
	Tanner Allen two-RBI single in the ninth inning

### A MISSISSIPPI STATE OFFENSE...

Scored 30+ Runs	32 - Jackson State; April 29, 1988
Scored 25+ Runs	27 - Alcorn State; April 20, 2010
Scored 20+ Runs	24 - South Carolina; May 16, 2019
Scored 15+ Runs	19 - UAB; April 20, 2021
Scored 10+ Runs In An Inning	12 - Arkansas State (8th); April 13, 2021
Scored 9+ Runs In An Inning	10 - at Auburn (1st); April 11, 2021
Scored 8+ Runs In An Inning	10 - at Auburn (1st); April 11, 2021
Had 30+ Hits	30 - Kentucky; April 30, 1989
Had 25+ Hits	26 - Little Rock; February 28, 1999
Had 20+ Hits	21 - South Carolina; May 16, 2019
Had 20+ Hits in Back-to-Back Games	Auburn (20, 21); March 23-24, 2019
Had 6+ Home Runs	6 - at UAB; March 18, 2008
Had 5+ Home Runs	5 - Arkansas State; April 13, 2021
Hit Back-To-Back Home Runs	4th Inning, Luke Hancock (Solo)/Logan Tanner (Solo) - Missouri; May 15, 2021
Hit Back-To-Back-To-Back Home Runs	8th Inning, Russ Sneed (2R HR)/Connor Powers (Solo)/Ryan Duffy (Solo) - Alabama; May 3, 2009
Had 3+ Triples	3 - Southern Cal; March 14, 2004
Had 8+ Doubles	8 - Auburn; March 24, 2019
Had 7+ Doubles	7 - UAB; April 20, 2021
Had 6+ Doubles	7 - UAB; April 20, 2021
Had 10+ Walks	11 - Texas A&M-1; May 1, 2021
Had 9+ Stolen Bases	10 - Arkansas-Pine Bluff; March 18, 2017
Had 8+ Stolen Bases	10 - Arkansas-Pine Bluff; March 18, 2017
Didn't Strikeout in a Game	Jackson State; February 26, 2019
Had Two or Fewer Strikeouts	2 - Eastern Michigan; March 12, 2021
Was Shut Out	Ole Miss (0-9); April 17, 2021
at Home	Ole Miss (0-9); April 17, 2021
on The Road	at Long Beach State (0-4); February 28, 2020
Back-To-Back Games	Auburn (0-5, 0-4); March 27-28, 2015
Three-Straight Games	vs. Southern Miss (0-3); March 24, 2018 and Auburn (0-5, 0-4); March 27-28, 2015

### A MISSISSIPPI STATE DEFENSE...

Turned 5+ Double Plays	5 - San Diego; March 8, 2015
Turned 4+ Double Plays	5 - San Diego; March 8, 2015
Turned 3+ Double Plays	3 - Texas A&M-1; May 1, 2021
Turned A Triple Play	Auburn-Montgomery; March 9, 1991
Had 5+ Errors	5 - at Vanderbilt; March 18, 2011
Had 4+ Errors	4 - Missouri; May 15, 2021
Threw Out 3 Base Runners	3 - Logan Tanner; Tulane; February 26, 2021





#### MISSISSIPPI STATE PITCHING STAFF...

Threw a No-Hitter	Jackson Fristoe (6 IP), Landon Sims (1 IP), Mikey Tepper (1 2/3 IP), Cam Tullar (1/3 IP); Kent State, March 7, 2021
Held Opponent To 1 Hit	at Texas A&M; May 3, 2019
Held Opponent To 2 Hits	Eastern Michigan; March 13, 2021
Struck Out 20+ Batters	20 - vs. Southern Miss; March 3, 2021
Struck Out 15+ Batters	16 - at South Carolina; May 8, 2021
Did Not Issue A Walk	at Auburn; April 10, 2021
Shut Out An Opponent	at South Carolina (9-0); May 7, 2021
at Home	Eastern Michigan (14-0); March 12, 2021
on The Road	at South Carolina (9-0); May 7, 2021
Neutral Site Game	vs. Washington (1-0); June 16, 2018 \$
Postseason Game	vs. Washington (1-0); June 16, 2018 \$
Back-To-Back Shutouts	2021 (Kent State, March 7 [13-0]; Grambling, March 9 [10-0] and Louisiana-Lafayette, March 10 [4-0])
Three Straight Shutouts	2021 (Kent State, March 7 [13-0]; Grambling, March 9 [10-0] and Louisiana-Lafayette, March 10 [4-0]; Eastern Michigan, March 12 [14-0])
Four Straight Shutouts	2021 (Kent State, March 7 [13-0]; Grambling, March 9 [10-0] and Louisiana-Lafayette, March 10 [4-0]; Eastern Michigan, March 12 [14-0])
Shut Out An SEC Opponent	at South Carolina (9-0); May 7, 2021
at Home	Alabama (6-0); April 12, 2019
On The Road	at South Carolina (9-0); May 7, 2021
Neutral Site	vs. Georgia (3-0); May 24, 2017 #

#### A MISSISSIPPI STATE BATTER HAD...

Hit for the Cycle	Brad Freeman; South Alabama, February 17, 1998
Walk-Off Hit	Tanner Allen (solo HR); Texas A&M, April 30, 2021
8+ At-Bats	8 - Jordan Westburg, Tanner Allen & Rowdey Jordan vs. LSU, May 22, 2019 #
6+ Hits	6 - Adam Frazier; at Virginia, June 8, 2013
5+ Hits	5 - Tanner Allen; South Carolina, May 16, 2019
4+ Hits	4 - Tanner Allen; Texas A&M, April 30, 2021
2+ Hits In An Inning	Tanner Allen (1B, 3B; 1st inning); at Auburn, April 11, 2021
5+ Runs	5 - Jon Knott; Little Rock, February 28, 1999
4+ Runs	4 - Tanner Allen; at South Carolina, May 8, 2021
3+ Doubles	3 - Justin Foscue; Georgia, April 26, 2019
2+ Triples	2 - C.T. Bradford; at Arizona, March 9, 2014
3+ Home Runs	3 - Brent Rooker; vs. Kentucky, April 8, 2017
2+ Home Runs	2 - Luke Hancock; Samford, March 16, 2021
Inside-The-Park Home Run	Cody Brown; vs. Kentucky, April 7, 2017
Pinch Hit Home Run	Kyte McDonald; Arkansas State, April 13, 2021
Leadoff Home Run (Top or bottom of 1st inning)	Rowdey Jordan (Bottom 1st); Arkansas State, April 13, 2021
Walk-Off Home Run	Tanner Allen (solo); Texas A&M, April 30, 2021
Hit a Grand Slam	Luke Hancock; Tulane, February 28, 2021
Multiple Grand Slams	Never
A Pinch Hit Grand Slam	Never
10+ RBIs	11 - Jason Nappi; at UAB, March 18, 2008
9+ RBIs	9 - Ryan Duffy; vs. Jackson State, April 6, 2010
8+ RBIs	8 - Brent Rooker; vs. Indiana State, February 24, 2017
7+ RBIs	7 - Jordan Westburg; vs. North Carolina, June 19, 2018 \$
10+ Total Bases	13 - Brent Rooker; vs. Kentucky, April 8, 2017
4+ Walks	4 - Logan Tanner; Kent State, March 5, 2021
3+ Walks	3 - Kamren James & Rowdey Jordan; Texas A&M-1, May 1, 2021
4+ Stolen Bases	4 - Derrick Armstrong; vs. Michigan State, March 1, 2014
3+ Stolen Bases	3 - Tanner Leggett; Southern, April 6, 2021
Stole Home	Kamren James; Jackson State, February 24, 2021
4+ Hit By Pitches	4 - Rowdey Jordan; at Auburn, April 11, 2021
3+ Hit By Pitches	4 - Rowdey Jordan; at Auburn, April 11, 2021

#### A MISSISSIPPI STATE PITCHER HAD...

A Perfect Game	J.T. Peatross; Mississippi College (1-0), 1918
A No-Hitter	Jackson Fristoe (6 IP), Landon Sims (1 IP), Mikey Tepper (1 2/3 IP), Cam Tullar (1/3 IP); Kent State, March 7, 2021
A Complete Game No-Hitter	Gene Morgan (7 IP); at Hawaii-Hilo (2-0), April 6, 1985
A Complete Game (9 Inn.)	Jacob Billingsley; at Southern Miss (8-1), June 6, 2017 %
A Complete Game (7 Inn.)	JT Ginn; at Texas A&M-1 (0-1), May 4, 2019
Complete-Game 1-Hitter	Unknown
Complete-Game 2-Hitter	Ricky Bowen; vs. Ole Miss, March 16, 2008
Consecutive Complete Games	Dakota Hudson; 2016 (at Auburn (4-0), May 13 and Arkansas (7-0), May 19)
A Complete-Game Shutout	Dakota Hudson; vs. Arkansas (7-0), May 19, 2016
at Home	Dakota Hudson; vs. Arkansas (7-0), May 19, 2016
on The Road	Dakota Hudson; at Auburn (4-0), May 13, 2016
SEC Game	Dakota Hudson; vs. Arkansas (7-0), May 19, 2016
as a Freshman	Scott Tanksley; vs. Mississippi College (6-0), April 20, 1993
Postseason Game	B.J. Wallace; vs. Nicholls State (1-0), May 21, 1992 %
17+ Strikeouts	17 - Chris Stratton; at LSU, March 16, 2012
15+ Strikeouts	15 - Ethan Small; Alabama, April 14, 2019
10+ Strikeouts	13 - Will Bednar; at South Carolina, May 8, 2021
Recorded Two Saves In One Day	Trevor Fitts; vs. Marshall and Alabama A&M, February 22, 2015

## Hit It Hard

### Top 10 Exit Velocities

Below is a listing of the top-10 hardest hit balls by MSU in 2021.

Exit Velocity	Name	Opponent	Result
111.43	Tanner, Logan	at South Carolina (5/7)	Single
111.22	Tanner, Logan	Tulane (2/27)	Single
111.21	Cumbest, Brad	Southern (4/6)	Single
110.38	Jordan, Rowdey	at Auburn (4/9)	Error
109.61	Allen, Tanner	Ole Miss (4/18)	Triple
109.47	James, Kamren	Tulane (2/27)	Ground Out
109.11	Allen, Tanner	Kent State (3/7)	Line Out
108.92	Jordan, Rowdey	Samford (3/16)	Double
108.91	Tanner, Logan	at Vanderbilt (4/250)	Ground Out
108.79	Cumbest, Brad	at Vanderbilt (4/25)	Single

NOTE: Data not available for College Baseball Showdown.

### Individual Exit Velocities

Below is a listing of each MSU student-athlete's average and top exit velocity of the 2021 season.

Name	Top EV	Average EV
Allen, Tanner	109.61	91.73
Clark, Kellum	100.99	81.66
Cumbest, Brad	111.21	92.58
Dubrule, Scotty	102.94	83.97
Forsythe, Lane	103.70	87.83
Garner, Kace	95.28	87.84
Hancock, Luke	107.16	88.12
Hatcher, Josh	107.43	87.40
James, Kamren	109.47	88.53
Jordan, Rowdey	110.38	89.08
Leggett, Tanner	103.96	85.07
McDonald, Kyte	104.98	88.00
McGowan, Drew	106.08	79.91
Pimentel, Brandon	102.71	89.50
Skinner, Brayland	106.77	90.33
Tanner, Logan	111.44	90.22

NOTE: Data not available for College Baseball Showdown.

### Barrel Count

Below is a listing of each MSU student-athlete's total barreled balls in 2021.

Name	2021 Barrels	2020 Barrels
Allen, Tanner	20	1
Clark, Kellum	2	--
Cumbest, Brad	4	1
Dubrule, Scotty	2	--
Forsythe, Lane	4	--
Garner, Kace	1	--
Hancock, Luke	11	--
Hatcher, Josh	15	8
James, Kamren	15	6
Jordan, Rowdey	12	3
Leggett, Tanner	4	--
McDonald, Kyte	5	--
McGowan, Drew	--	--
Pimentel, Brandon	1	4
Skinner, Brayland	3	--
Tanner, Logan	18	2

NOTE: A barreled ball is 98-plus exit velocity and a 10-35 degree launch angle. Barreled balls include all balls put in play ... Data not available for College Baseball Showdown.



## Season Statistics

Record: 36-13 Home: 24-8 Away: 9-4 Neutral: 3-1 SEC: 17-10

Player	avg	gp-gs	ab	r	h	2b	3b	hr	rbi	tb	slg%	bb	hp	so	gdp	ob%	sf	sh	sb-att	po	a	e	fld%
5 Allen, Tanner	.388	48-48	188	52	73	11	5	8	48	118	.628	16	13	28	3	.466	2	0	8-11	62	5	0	1.000
4 Jordan, Rowdey	.315	49-49	184	54	58	13	3	9	33	104	.565	27	15	27	3	.435	4	0	7-8	78	2	2	.976
3 Dubrule, Scotty	.293	48-42	157	34	46	6	0	0	22	52	.331	26	1	20	2	.397	0	3	5-9	70	85	2	.987
19 Tanner, Logan	.291	48-47	175	34	51	10	0	11	39	94	.537	27	0	34	5	.384	1	0	0-1	506	22	3	.994
6 James, Kamren	.273	48-48	176	35	48	9	0	8	46	81	.460	22	6	40	2	.362	6	0	15-16	27	57	13	.866
20 Hancock, Luke	.262	49-49	168	33	44	4	0	9	46	75	.446	35	6	13	6	.397	5	0	3-3	152	13	1	.994
-----																							
25 McDonald, Kyte	.389	12-1	18	5	7	4	0	1	6	14	.778	1	0	2	0	.421	0	0	0-0	0	0	0	.000
33 Cumbest, Brad	.329	35-20	76	15	25	5	1	4	14	44	.579	7	1	22	1	.388	1	0	2-2	27	0	2	.931
11 Clark, Kellum	.290	14-7	31	11	9	2	1	2	6	19	.613	5	2	8	0	.421	0	0	0-0	4	0	1	.800
50 Pimentel, Brandon	.286	10-1	14	3	4	0	0	1	6	7	.500	3	0	6	1	.412	0	0	0-0	19	2	0	1.000
9 Jordan, Landon	.281	12-9	32	2	9	2	0	0	5	11	.344	6	1	8	1	.410	0	1	2-2	3	13	0	1.000
43 Forsythe, Lane	.262	40-39	130	23	34	4	0	1	14	41	.315	17	2	40	1	.351	2	2	1-1	40	82	12	.910
12 Meche, Davis	.250	10-0	12	4	3	1	0	0	1	4	.333	2	1	4	0	.400	0	0	0-0	2	7	0	1.000
31 Leggett, Tanner	.239	33-15	67	13	16	3	0	1	9	22	.328	9	3	23	3	.350	1	2	5-7	21	28	4	.925
36 Skinner, Brayland	.216	35-19	74	14	16	3	1	1	10	24	.324	10	4	20	1	.341	0	0	4-5	33	1	0	1.000
8 McGowan, Drew	.212	24-8	33	6	7	2	0	0	7	9	.273	8	1	3	1	.364	2	0	2-3	12	1	0	1.000
10 Hatcher, Josh	.186	46-39	140	15	26	8	0	2	12	40	.286	8	3	29	3	.245	0	1	5-6	228	21	3	.988
44 Garner, Kace	.154	11-0	13	4	2	1	0	0	3	3	.231	3	0	3	0	.313	0	0	0-0	19	0	0	1.000
Totals	.283	49	1688	357	478	88	11	58	327	762	.451	232	59	330	33	.384	24	9	59-74	1327	374	50	.971
Opponents	.215	49	1649	209	355	54	5	48	188	563	.341	192	36	624	23	.309	9	9	26-43	1265	464	61	.966

LOB - Team (392), Opp (359). DPs turned - Team (36), Opp (39). CI - Team (0), Opp (2). IBB - Team (5), Hancock 1, Allen 1, Clark 1, Hatcher 1, James 1, Opp (6). Picked off - Jordan, R. 1.

### (All games Sorted by Earned run avg)

Player	era	w-l	app	gs	cg	sho	sv	ip	h	r	er	bb	so	2b	3b	hr	b/avg	wp	hp	bk	sfa	sha
28 MacLeod, Christian	3.20	4-3	13	13	0	0/2	0	59.0	52	27	21	22	80	5	0	10	.230	5	2	0	1	1
24 Bednar, Will	3.33	5-1	12	10	0	0/2	0	54.0	46	22	20	14	86	8	1	8	.231	2	4	1	2	1
-----																						
38 Alford, Kole	0.00	0-0	1	0	0	0/0	0	0.1	1	0	0	1	1	0	0	0	.500	0	0	0	0	0
23 Sims, Landon	0.53	3-0	15	0	0	0/3	7	34.0	13	2	2	10	67	4	0	0	.114	2	0	0	0	1
18 Patrick, Chase	0.79	0-0	15	0	0	0/0	0	11.1	9	1	1	4	8	0	0	1	.237	4	1	0	0	1
51 Carmouche, Dylan	1.23	1-0	9	0	0	0/1	0	7.1	6	2	1	3	11	1	0	0	.222	1	1	0	1	0
32 Stinnett, Parker	1.88	0-0	13	0	0	0/2	1	14.1	5	3	3	9	23	2	0	0	.104	7	3	1	0	0
7 Smith, Brandon	2.86	4-2	15	1	0	0/1	1	28.1	22	14	9	6	33	4	0	3	.200	3	1	0	0	1
48 Harding, Houston	3.03	5-2	16	5	0	0/1	0	38.2	35	17	13	11	45	7	0	5	.238	4	2	1	0	2
2 Hunt, KC	3.75	0-0	12	0	0	0/2	0	12.0	9	5	5	7	14	1	0	1	.209	8	2	0	0	0
17 Simmons, Stone	3.92	1-1	15	0	0	0/0	2	20.2	17	11	9	6	26	3	0	0	.218	1	1	0	0	1
29 Koestler, Carlisle	4.00	3-0	10	2	0	0/0	0	18.0	18	8	8	7	22	2	0	2	.257	3	2	0	1	1
15 Smith, Cade	4.32	2-0	5	1	0	0/0	0	8.1	6	5	4	5	14	1	0	1	.194	0	1	0	0	0
35 Johnson, Preston	4.58	2-0	15	0	0	0/3	0	19.2	15	12	10	10	34	0	0	2	.214	0	3	0	1	0
27 Fristoe, Jackson	5.04	3-3	12	11	0	0/1	0	44.2	37	26	25	31	65	4	3	8	.220	4	3	1	0	0
39 Tepper, Mikey	5.25	2-0	11	2	0	0/1	0	12.0	8	8	7	9	14	2	0	1	.174	6	0	2	0	0
14 Self, Riley	5.40	0-0	7	0	0	0/2	0	5.0	9	4	3	4	7	1	0	0	.375	0	0	0	0	0
45 Tullar, Cam	5.50	0-0	20	0	0	0/1	1	18.0	18	11	11	9	24	4	0	1	.257	2	1	0	2	0
40 Forrester, Jaxen	6.00	0-0	3	0	0	0/1	0	3.0	2	2	2	2	1	1	0	0	.200	2	0	0	1	0
37 Cerantola, Eric	6.06	0-1	9	4	0	0/0	0	16.1	12	11	11	10	23	0	1	2	.203	4	6	0	0	0
26 Lovett, Xavier	6.75	0-0	6	0	0	0/1	0	4.0	3	4	3	2	1	2	0	0	.188	1	1	0	0	0
55 Price, Spencer	7.71	1-0	8	0	0	0/1	0	7.0	5	6	6	5	12	0	0	2	.185	2	1	0	0	0
47 Talley, Drew	9.00	0-0	4	0	0	0/1	0	3.0	5	4	3	1	7	2	0	0	.357	0	0	0	0	0
13 Rokose, Davis	10.80	0-0	4	0	0	0/0	0	3.1	2	4	4	4	6	0	0	1	.167	0	1	0	0	0
Totals	3.68	36-13	49	49	0	6/6	12	442.1	355	209	181	192	624	54	5	48	.215	61	36	6	9	9
Opponents	6.70	13-36	49	49	2	1/0	6	421.2	478	357	314	232	330	88	11	58	.283	49	59	6	24	9

PB - Team (3), Tanner 2, Hancock 1, Opp (8). Pickoffs - Team (2), Harding 1, Patrick 1, Opp (1). SBA/ATT - Tanner (20-30), MacLeod (6-11), Bednar (5-7), Hancock (6-7), Patrick (0-3), Fristoe (1-3), Tepper (3-3), Harding (2-3), Johnson (2-2), Cerantola (2-2), Simmons (1-1), Self (0-1), Tullar (0-1), Carmouche (1-1), Talley (0-1), Stinnett (1-1), Hunt (0-1), Price

# Southeastern Conference Statistics

Record: 17-10 Home: 9-6 Away: 8-4 SEC: 17-10

Player	avg	gp-gs	ab	r	h	2b	3b	hr	rbi	tb	slg%	bb	hp	so	gdp	ob%	sf	sh	sb-att	po	a	e	fld%
5 Allen, Tanner	.418	27-27	110	26	46	6	5	6	29	80	.727	8	9	13	2	.488	2	0	2-5	34	1	0	1.000
4 Jordan, Rowdey	.337	27-27	104	31	35	7	1	5	15	59	.567	18	10	13	3	.477	0	0	3-3	51	1	1	.981
19 Tanner, Logan	.279	27-27	104	19	29	7	0	7	19	57	.548	15	0	21	2	.370	0	0	0-0	315	12	2	.994
3 Dubrule, Scotty	.274	26-22	84	12	23	2	0	0	7	25	.298	10	1	12	1	.358	0	1	2-4	43	42	0	1.000
6 James, Kamren	.257	27-27	101	17	26	4	0	4	22	42	.416	17	2	25	2	.366	3	0	4-5	12	29	5	.891
20 Hancock, Luke	.237	27-27	97	16	23	1	0	4	21	36	.371	14	4	9	3	.345	4	0	1-1	62	6	1	.986
43 Forsythe, Lane	.202	27-27	94	8	19	2	0	0	7	21	.223	8	1	34	0	.267	2	2	0-0	34	62	11	.897
-----																							
11 Clark, Kellum	.316	7-4	19	6	6	1	1	1	2	12	.632	1	1	5	0	.381	0	0	0-0	2	0	1	.667
33 Cumbest, Brad	.268	16-10	41	4	11	3	0	1	6	17	.415	4	0	10	1	.326	1	0	1-1	13	0	1	.929
36 Skinner, Brayland	.200	23-17	60	9	12	3	0	1	7	18	.300	8	3	17	1	.324	0	0	4-5	30	1	0	1.000
31 Leggett, Tanner	.175	19-10	40	3	7	2	0	0	6	9	.225	3	3	18	1	.277	1	1	0-1	15	23	4	.905
10 Hatcher, Josh	.145	24-18	69	5	10	3	0	1	4	16	.232	1	0	17	1	.157	0	1	0-1	103	13	1	.991
50 Pimentel, Brandon	.000	1-0	2	0	0	0	0	0	0	0	.000	0	0	1	1	.000	0	0	0-0	3	0	0	1.000
25 McDonald, Kyte	.000	2-0	2	0	0	0	0	0	0	0	.000	0	0	1	0	.000	0	0	0-0	0	0	0	.000
12 Meche, Davis	.000	1-0	1	0	0	0	0	0	0	0	.000	0	0	0	0	.000	0	0	0-0	1	1	0	1.000
8 McGowan, Drew	.000	3-0	0	0	0	0	0	0	0	0	.000	0	0	0	0	.000	0	0	0-0	0	0	0	.000
44 Garner, Kace	.000	1-0	0	0	0	0	0	0	0	0	.000	0	0	0	0	.000	0	0	0-0	1	0	0	1.000
Totals	.266	27	928	156	247	41	7	30	145	392	.422	107	34	196	18	.359	13	5	17-26	733	212	29	.970
Opponents	.239	27	934	141	223	31	3	34	127	362	.388	117	14	325	16	.330	7	8	14-21	717	238	23	.976

LOB - Team (215), Opp (206). DPs turned - Team (24), Opp (22). CI - Team (0), Opp (1). IBB - Team (4), James 1, Allen 1, Clark 1, Hancock 1, Opp (5). Picked off - Jordan, R. 1.

## (SEC games only Sorted by Earned run avg)

Player	era	w-l	app	gs	cg	sho	sv	ip	h	r	er	bb	so	2b	3b	hr	b/avg	wp	hp	bk	sfa	sha
28 MacLeod, Christian	3.65	3-2	9	9	0	0/1	0	44.1	38	20	18	16	52	4	0	7	.225	2	1	0	1	0
24 Bednar, Will	3.83	5-1	9	9	0	0/1	0	47.0	44	22	20	14	72	6	1	8	.247	2	3	1	2	1
27 Jackson, Jackson	7.16	1-3	8	7	0	0/0	0	27.2	29	23	22	25	43	4	2	5	.264	4	1	1	0	0
-----																						
14 Self, Riley	0.00	0-0	1	0	0	0/0	0	0.1	0	0	0	1	0	0	0	0	.000	0	0	0	0	0
55 Price, Spencer	0.00	0-0	1	0	0	0/0	0	0.1	0	0	0	0	0	0	0	0	.000	0	0	0	0	0
23 Sims, Landon	0.40	2-0	10	0	0	0/1	6	22.1	7	1	1	7	37	1	0	0	.097	2	0	0	0	1
18 Patrick, Chase	1.59	0-0	8	0	0	0/0	0	5.2	5	1	1	4	3	0	0	1	.278	2	0	0	0	1
32 Stinnett, Parker	2.89	0-0	8	0	0	0/0	1	9.1	4	3	3	8	12	2	0	0	.125	6	2	0	0	0
17 Simmons, Stone	3.86	0-1	9	0	0	0/0	1	14.0	12	8	6	5	18	1	0	0	.222	1	1	0	0	1
7 Smith, Brandon	5.02	1-2	9	0	0	0/0	1	14.1	18	13	8	4	17	4	0	3	.281	2	1	0	0	1
45 Tullar, Cam	5.06	0-0	12	0	0	0/0	1	10.2	13	6	6	3	15	3	0	0	.295	2	1	0	2	0
48 Harding, Houston	5.21	3-1	10	1	0	0/0	0	19.0	22	14	11	6	18	2	0	4	.286	1	2	0	0	2
37 Cerantola, Eric	6.00	0-0	3	1	0	0/0	0	3.0	0	2	2	3	2	0	0	0	.000	2	1	0	0	0
35 Johnson, Preston	6.23	2-0	10	0	0	0/2	0	13.0	12	11	9	8	20	0	0	2	.250	0	1	0	0	0
51 Carmouche, Dylan	6.75	0-0	2	0	0	0/0	0	1.1	3	2	1	1	2	1	0	0	.429	1	0	0	1	0
29 Koestler, Carlisle	9.00	0-0	3	0	0	0/0	0	4.0	6	4	4	2	4	1	0	1	.375	0	0	0	1	1
15 Smith, Cade	9.00	0-0	1	0	0	0/0	0	2.0	2	2	2	2	3	0	0	1	.250	0	0	0	0	0
2 Hunt, KC	9.00	0-0	2	0	0	0/1	0	2.0	2	2	2	3	3	0	0	1	.250	0	0	0	0	0
39 Tepper, Mikey	15.75	0-0	5	0	0	0/0	0	4.0	6	7	7	5	4	2	0	1	.333	3	0	1	0	0
Totals	4.53	17-10	27	27	0	2/2	10	244.1	223	141	123	117	325	31	3	34	.239	30	14	3	7	8
Opponents	5.20	10-17	27	27	2	1/0	5	239.0	247	156	138	107	196	41	7	30	.266	22	34	1	13	5

PB - Team (2), Tanner 1, Hancock 1, Opp (3). Pickoffs - Team (0), Opp (1). SBA/ATT - Tanner (13-18), MacLeod (3-6), Bednar (5-5), Patrick (0-2), Fristoe (1-2), Stinnett (1-1), Johnson (1-1), Cerantola (1-1), Simmons (1-1), Hancock (1-1), Tullar (0-1), Carmouche (1-1).



## Last 10 Games Statistics

Record: 7-3 Home: 4-2 Away: 3-1 SEC: 6-3

Player	avg	gp-gs	ab	r	h	2b	3b	hr	rbi	tb	slg%	bb	hp	so	gdp	ob%	sf	sh	sb-att	po	a	e	fld%
5 Allen, Tanner	.500	10-10	48	11	24	2	2	2	10	36	.750	2	1	3	1	.529	0	0	1-3	11	0	0	1.000
19 Tanner, Logan	.390	10-10	41	10	16	1	0	4	8	29	.707	8	0	6	0	.490	0	0	0-0	117	4	2	.984
3 Dubrule, Scotty	.375	10-10	40	8	15	0	0	0	3	15	.375	8	0	3	0	.479	0	1	2-3	17	24	0	1.000
4 Jordan, Rowdey	.351	10-10	37	11	13	4	0	2	8	23	.622	11	3	4	0	.519	1	0	2-2	18	0	0	1.000
20 Hancock, Luke	.286	10-10	42	8	12	0	0	2	8	18	.429	5	2	2	2	.388	0	0	0-0	60	6	1	.985
33 Cumbest, Brad	.250	9-8	32	5	8	3	0	2	9	17	.531	2	0	10	1	.286	1	0	2-2	11	0	1	.917
43 Forsythe, Lane	.237	10-10	38	4	9	1	0	0	3	10	.263	5	0	12	0	.318	1	1	0-0	10	23	4	.892
6 James, Kamren	.219	9-9	32	4	7	1	0	0	6	8	.250	9	2	7	1	.409	1	0	1-1	3	6	1	.900
-----																							
12 Meche, Davis	1.000	1-0	1	1	1	1	0	0	0	2	2.000	0	0	0	0	1.000	0	0	0-0	1	1	0	1.000
11 Clark, Kellum	.333	6-5	21	7	7	2	1	1	2	14	.667	2	0	5	0	.391	0	0	0-0	1	0	1	.500
36 Skinner, Brayland	.222	7-1	9	1	2	1	0	0	0	3	.333	1	0	3	0	.300	0	0	0-0	5	0	0	1.000
31 Leggett, Tanner	.115	9-6	26	1	3	1	0	0	6	4	.154	3	1	13	0	.226	1	1	0-1	6	14	1	.952
10 Hatcher, Josh	.000	8-1	7	0	0	0	0	0	0	0	.000	0	0	2	1	.000	0	0	0-1	16	4	0	1.000
44 Garner, Kace	.000	1-0	1	0	0	0	0	0	0	0	.000	0	0	0	0	.000	0	0	0-0	0	0	0	.000
8 McGowan, Drew	.000	2-0	1	0	0	0	0	0	1	0	.000	0	0	0	0	.000	1	0	0-0	0	0	0	.000
Totals	.311	10	376	71	117	17	3	13	64	179	.476	56	9	70	6	.407	6	3	8-13	283	91	12	.969
Opponents	.251	10	367	53	92	9	1	12	47	139	.379	44	9	121	7	.344	2	3	8-10	273	85	10	.973

LOB - Team (106), Opp (89). DP's turned - Team (9), Opp (7). IBB - Team (3), Clark 1, James 1, Allen 1, Opp (3).

### (Last 10 Games Sorted by Earned run avg)

Player	era	w-l	app	gs	cg	sho	sv	ip	h	r	er	bb	so	2b	3b	hr	b/avg	wp	hp	bk	sfa	sha
28 MacLeod, Christian	2.57	1-0	3	3	0	0/1	0	14.0	14	6	4	4	10	2	0	0	.246	1	1	0	0	0
24 Bednar, Will	3.38	2-0	3	3	0	0/0	0	16.0	18	7	6	5	26	1	0	3	.286	1	1	1	1	0
-----																						
23 Sims, Landon	0.00	1-0	3	0	0	0/0	2	7.0	0	0	0	2	14	0	0	0	.000	0	0	0	0	0
2 Hunt, KC	0.00	0-0	2	0	0	0/1	0	2.0	1	0	0	2	4	0	0	0	.143	0	0	0	0	0
51 Carmouche, Dylan	0.00	0-0	1	0	0	0/0	0	1.0	1	0	0	0	0	0	0	0	.333	0	0	0	0	0
29 Koestler, Carlisle	0.00	0-0	1	0	0	0/0	0	0.1	0	0	0	1	0	0	0	0	.000	0	0	0	0	0
17 Simmons, Stone	1.35	0-1	5	0	0	0/0	1	6.2	4	3	1	2	8	0	0	0	.167	0	1	0	0	1
32 Stinnett, Parker	1.93	0-0	4	0	0	0/0	0	4.2	3	1	1	3	7	0	0	0	.188	3	2	1	0	0
15 Smith, Cade	3.60	1-0	2	1	0	0/0	0	5.0	3	2	2	2	6	0	0	1	.176	0	0	0	0	0
7 Smith, Brandon	3.86	0-1	4	0	0	0/0	0	7.0	9	6	3	0	7	3	0	1	.300	1	0	0	0	1
18 Patrick, Chase	3.86	0-0	3	0	0	0/0	0	2.1	2	1	1	4	2	0	0	1	.250	2	0	0	0	0
48 Harding, Houston	4.00	1-1	3	1	0	0/0	0	9.0	12	6	4	3	5	1	0	1	.316	1	2	0	0	1
37 Cerantola, Eric	5.40	0-0	2	0	0	0/0	0	1.2	1	1	1	0	3	0	1	0	.167	1	0	0	0	0
35 Johnson, Preston	6.35	1-0	5	0	0	0/1	0	5.2	9	6	4	2	11	0	0	2	.346	0	0	0	0	0
45 Tullar, Cam	8.44	0-0	7	0	0	0/0	1	5.1	7	5	5	3	10	2	0	1	.318	0	1	0	1	0
27 Fristoe, Jackson	9.00	0-0	2	2	0	0/0	0	5.0	7	5	5	7	7	0	0	1	.318	1	1	0	0	0
39 Tepper, Mikey	21.60	0-0	3	0	0	0/0	0	1.2	1	4	4	4	1	0	0	1	.167	1	0	1	0	0
Totals	3.91	7-3	10	10	0	1/1	4	94.1	92	53	41	44	121	9	1	12	.251	12	9	3	2	3
Opponents	5.84	3-7	10	10	0	0/0	0	91.0	117	71	59	56	70	17	3	13	.311	10	9	1	6	3

PB - Team (1), Tanner 1, Opp (4). SBA/ATT - Tanner (8-9), MacLeod (3-4), Bednar (2-2), Patrick (0-1), Johnson (1-1), Simmons (1-1), Fristoe (1-1).



## Team Game-by-Game (Hitting)

Date	Opponent	ab	r	h	rbi	2b	3b	hr	tb	bb	ibb	sb	cs	hbp	sac	sf	gdp	k	po	a	e	lob	avg
Feb 20	vs Texas	40	8	12	7	1	0	2	19	5	0	1	0	0	0	0	0	10	27	2	0	10	.300
Feb 21	vs TCU	33	2	7	2	1	0	1	11	2	0	0	0	0	0	0	2	11	27	9	2	6	.260
Feb 22	vs Texas Tech	37	11	12	10	1	1	1	18	6	0	0	1	0	0	0	1	5	27	8	0	5	.282
Feb 24	JACKSON STATE	33	7	10	5	3	0	1	16	7	0	5	0	2	0	0	1	3	27	14	3	11	.287
Feb 26	TULANE	34	3	6	2	3	0	0	9	2	0	1	0	1	0	0	0	6	27	6	4	7	.266
Feb 27	TULANE	34	9	10	9	0	0	3	19	7	1	1	0	0	0	0	1	4	27	10	0	9	.270
Feb 28	TULANE	32	5	7	5	2	0	1	12	7	0	1	0	0	0	0	1	10	27	5	3	8	.263
Mar 03	vs Southern Miss	30	4	9	4	1	1	0	12	5	0	1	0	0	1	1	2	5	27	4	2	9	.267
Mar 05	KENT STATE	29	8	6	8	0	1	0	8	9	0	6	1	3	0	0	0	6	27	7	1	9	.262
Mar 06	KENT STATE	34	5	10	5	3	0	0	13	4	0	0	0	0	1	0	1	5	27	13	1	7	.265
Mar 07	KENT STATE	37	13	16	12	2	0	1	21	6	0	1	0	2	0	1	1	6	27	4	1	9	.282
Mar 09	GRAMBLING	32	10	11	10	2	0	1	16	8	0	0	0	2	1	1	2	4	27	7	0	10	.286
Mar 10	LOUISIANA	25	4	4	2	1	0	0	5	3	0	1	1	1	0	2	0	8	27	7	0	3	.279
Mar 12	EASTERN MICHIGAN	37	14	14	14	7	0	0	21	10	0	4	0	0	0	1	0	8	27	4	0	10	.287
Mar 13	EASTERN MICHIGAN	28	4	4	4	0	0	1	7	3	0	1	0	2	0	0	2	4	27	12	0	5	.279
Mar 14	EASTERN MICHIGAN	32	4	8	4	1	0	1	12	1	0	0	1	3	0	0	0	2	27	5	1	8	.277
Mar 16	SAMFORD	33	10	10	10	1	0	3	20	8	0	2	1	1	0	0	0	7	27	15	1	8	.279
*Mar 19	at LSU	37	6	11	6	2	0	1	16	2	1	1	0	2	0	0	1	4	27	8	1	8	.280
*Mar 20	at LSU	28	3	4	3	1	0	0	5	5	0	0	2	0	1	1	0	5	27	6	1	5	.274
*Mar 21	at LSU	31	3	6	3	2	0	0	8	2	0	1	0	1	0	1	1	7	24	9	0	5	.270
Mar 24	NORTH ALABAMA	41	18	14	14	1	1	0	17	10	0	3	0	2	0	0	0	9	27	4	0	11	.274
*Mar 26	ARKANSAS	30	2	4	2	0	0	0	4	5	0	0	0	2	0	0	1	5	27	5	1	8	.268
*Mar 27	ARKANSAS	36	5	10	5	3	0	2	19	2	0	0	0	1	0	0	2	12	27	8	2	7	.269
*Mar 28	ARKANSAS	37	4	13	4	1	0	2	20	2	0	0	1	1	0	0	2	7	27	5	1	9	.273
*Apr 01	KENTUCKY	29	8	6	8	2	0	1	11	7	0	1	0	4	1	2	0	8	27	5	1	11	.270
*Apr 02	KENTUCKY	28	3	6	3	0	0	0	6	1	0	0	0	2	0	2	0	5	27	9	1	6	.268
*Apr 03	KENTUCKY	30	4	7	4	1	1	2	16	0	0	1	0	3	0	1	0	5	27	10	1	6	.267
Apr 06	SOUTHERN	42	15	16	11	4	0	3	29	5	0	7	0	1	0	0	0	7	27	4	0	9	.272
*Apr 09	at Auburn	35	6	8	5	3	0	2	17	3	0	2	0	1	1	0	1	9	27	6	2	7	.271
*Apr 10	at Auburn	35	7	11	7	1	0	3	21	3	0	1	0	1	0	0	1	6	27	7	0	5	.272
*Apr 11	at Auburn	42	19	17	16	2	1	1	24	9	0	1	0	5	0	0	2	4	27	8	0	10	.278
Apr 13	ARKANSAS STATE	38	18	15	15	3	0	5	33	7	0	1	1	2	0	1	0	3	27	6	1	6	.282
*Apr 16	OLE MISS	30	5	7	5	2	1	1	14	0	0	0	0	0	0	2	0	9	27	9	2	3	.280
*Apr 17	OLE MISS	27	0	1	0	0	0	0	1	2	0	0	0	0	0	0	0	12	27	8	0	2	.275
*Apr 18	OLE MISS	36	7	12	7	1	1	1	18	2	0	1	0	1	0	0	0	6	27	11	2	8	.276
Apr 20	UAB	41	19	17	19	7	0	2	30	4	0	5	0	2	0	2	0	4	27	6	1	6	.281
*Apr 23	at Vanderbilt	31	2	3	2	1	0	0	4	0	0	0	0	1	0	0	0	8	24	8	0	3	.277
*Apr 24	at Vanderbilt	36	7	10	7	3	0	2	19	5	0	1	1	1	0	0	0	12	27	3	0	9	.277
*Apr 25	at Vanderbilt	32	4	7	4	2	0	1	12	7	0	0	0	0	0	0	2	9	24	6	2	8	.275
*Apr 30	TEXAS A&M	47	8	14	8	2	0	2	22	5	0	1	0	3	0	1	0	15	36	6	2	15	.276
*May 01	TEXAS A&M	26	3	6	1	0	0	0	6	11	1	0	2	1	1	1	1	4	27	15	0	13	.275
*May 01	TEXAS A&M	41	10	17	10	1	0	1	21	4	0	1	1	0	0	0	1	3	27	5	0	11	.279
May 05	at The Citadel	38	10	13	10	3	0	2	22	6	0	1	0	1	1	2	1	7	27	10	0	11	.281
*May 07	at South Carolina	37	9	12	7	3	0	0	15	6	0	0	0	1	0	0	1	8	27	12	0	8	.282
*May 08	at South Carolina	37	9	14	8	1	1	3	26	5	0	2	2	1	1	0	1	8	27	5	2	8	.284
*May 09	at South Carolina	41	3	9	3	1	1	2	18	6	2	2	0	1	0	1	0	9	31	9	1	13	.282
*May 13	MISSOURI	31	5	7	4	1	0	0	8	6	0	0	0	0	0	0	0	6	27	5	2	8	.281
*May 14	MISSOURI	36	6	9	6	2	1	1	16	5	0	1	0	1	0	0	1	5	27	11	1	9	.281
*May 15	MISSOURI	42	8	16	7	3	0	2	25	2	0	0	0	0	0	1	0	5	27	13	4	10	.283
Totals		1688	357	478	327	88	11	58	762	232	5	59	15	59	9	24	33	330	1327	374	50	392	.283



## Team Game-by-Game (Pitching)

Date	Opponent	ip	h	r	er	bb	so	2b	3b	hr	wp	bk	hbp	dp	ibb	score	w-l	sv	era
Feb 20	vs Texas	9.0	9	3	3	1	18	2	0	1	0	0	0	0	0	8-3	1-0	0	3.00
Feb 21	vs TCU	9.0	4	3	2	7	8	2	0	0	3	0	0	1	0	2-3	1-1	0	2.50
Feb 22	vs Texas Tech	9.0	6	5	5	10	15	1	0	0	2	0	4	1	0	11-5	2-1	0	3.33
Feb 24	JACKSON STATE	9.0	2	3	2	1	7	0	0	0	4	0	1	0	0	7-3	3-1	0	3.00
Feb 26	TULANE	9.0	8	7	2	5	14	1	0	1	2	0	2	0	0	3-7	3-2	0	2.80
Feb 27	TULANE	9.0	10	5	5	5	15	1	0	1	0	0	2	0	0	9-5	4-2	0	3.17
Feb 28	TULANE	9.0	12	4	4	2	14	1	1	3	1	0	0	2	1	5-4	5-2	0	3.29
Mar 03	vs Southern Miss	9.0	3	1	1	3	20	1	0	0	1	0	0	0	0	4-1	6-2	1	3.00
Mar 05	KENT STATE	9.0	4	3	2	4	15	0	0	1	1	0	0	1	0	8-3	7-2	1	2.89
Mar 06	KENT STATE	9.0	13	9	8	6	11	2	0	1	1	0	1	2	0	5-9	7-3	1	3.40
Mar 07	KENT STATE	9.0	0	0	0	2	13	0	0	0	0	0	0	0	0	13-0	8-3	1	3.09
Mar 09	GRAMBLING	9.0	2	0	0	2	13	1	0	0	0	0	0	0	0	10-0	9-3	1	2.83
Mar 10	LOUISIANA	9.0	7	0	0	1	17	2	0	0	1	1	0	1	0	4-0	10-3	1	2.62
Mar 12	EASTERN MICHIGAN	9.0	3	0	0	1	18	0	0	0	1	0	0	0	0	14-0	11-3	1	2.43
Mar 13	EASTERN MICHIGAN	9.0	2	1	1	1	8	0	0	1	0	0	2	1	0	4-1	12-3	1	2.33
Mar 14	EASTERN MICHIGAN	9.0	4	1	1	2	13	1	0	1	0	0	1	0	0	4-1	13-3	2	2.25
Mar 16	SAMFORD	9.0	7	2	2	2	9	4	0	0	4	0	0	1	0	10-2	14-3	2	2.24
*Mar 19	at LSU	9.0	4	1	1	2	12	1	0	0	0	0	0	1	0	6-1	15-3	3	2.17
*Mar 20	at LSU	9.0	5	0	0	3	10	0	0	0	1	0	0	1	0	3-0	16-3	4	2.05
*Mar 21	at LSU	8.0	7	8	8	6	9	3	0	2	3	0	1	2	0	3-8	16-4	4	2.36
Mar 24	NORTH ALABAMA	9.0	6	1	1	4	15	1	0	0	2	0	1	0	0	18-1	17-4	4	2.30
*Mar 26	ARKANSAS	9.0	10	8	7	5	13	0	0	4	2	0	0	1	0	2-8	17-5	4	2.51
*Mar 27	ARKANSAS	9.0	13	11	10	4	16	2	0	4	0	0	1	0	0	5-11	17-6	4	2.84
*Mar 28	ARKANSAS	9.0	7	6	6	6	13	1	1	1	2	0	0	0	0	4-6	17-7	4	2.97
*Apr 01	KENTUCKY	9.0	5	1	0	3	15	1	0	0	2	0	0	0	0	8-1	18-7	4	2.85
*Apr 02	KENTUCKY	9.0	5	2	2	2	12	1	0	1	1	0	0	1	1	3-2	19-7	4	2.82
*Apr 03	KENTUCKY	9.0	6	3	3	5	12	2	0	0	1	0	0	2	1	4-3	20-7	5	2.83
Apr 06	SOUTHERN	9.0	7	1	1	5	17	0	0	0	4	1	1	0	0	15-1	21-7	5	2.76
*Apr 09	at Auburn	9.0	7	5	4	4	12	0	0	2	0	0	1	0	0	6-5	22-7	6	2.80
*Apr 10	at Auburn	9.0	7	2	2	0	10	1	0	1	0	0	0	1	0	7-2	23-7	6	2.78
*Apr 11	at Auburn	9.0	11	10	10	8	12	2	0	3	3	1	0	1	0	19-10	24-7	6	3.01
Apr 13	ARKANSAS STATE	9.0	11	10	10	6	15	2	0	2	1	0	3	0	0	18-10	25-7	6	3.23
*Apr 16	OLE MISS	9.0	6	2	2	3	12	1	0	1	0	0	0	3	0	5-2	26-7	7	3.19
*Apr 17	OLE MISS	9.0	17	9	9	3	10	4	1	1	2	0	1	1	0	0-9	26-8	7	3.36
*Apr 18	OLE MISS	9.0	6	5	4	6	10	2	0	2	0	0	1	1	0	7-5	27-8	8	3.38
Apr 20	UAB	9.0	7	7	6	4	11	1	0	1	2	0	3	0	0	19-7	28-8	8	3.46
*Apr 23	at Vanderbilt	8.0	8	6	6	5	10	1	0	0	0	0	0	0	0	2-6	28-9	8	3.53
*Apr 24	at Vanderbilt	9.0	5	4	4	5	16	0	0	0	1	0	1	2	0	7-4	29-9	8	3.55
*Apr 25	at Vanderbilt	8.0	7	7	6	4	13	0	1	1	1	0	0	0	0	4-7	29-10	8	3.62
*Apr 30	TEXAS A&M	12.0	12	7	5	3	18	2	0	2	2	0	1	0	0	8-7	30-10	8	3.62
*May 01	TEXAS A&M	9.0	7	2	2	4	10	1	0	1	0	0	1	3	0	3-2	31-10	9	3.59
*May 01	TEXAS A&M	9.0	11	5	5	8	9	0	0	0	2	1	0	2	0	10-5	32-10	10	3.62
May 05	at The Citadel	9.0	5	2	2	1	13	0	1	1	1	1	1	2	0	10-2	33-10	10	3.58
*May 07	at South Carolina	9.0	3	0	0	4	8	0	0	0	0	0	0	0	0	9-0	34-10	10	3.50
*May 08	at South Carolina	9.0	8	6	3	1	16	0	0	3	1	0	0	0	0	9-6	35-10	11	3.49
*May 09	at South Carolina	10.1	10	4	4	8	12	2	0	1	1	0	3	1	1	3-4	35-11	11	3.49
*May 13	MISSOURI	9.0	8	4	3	3	14	1	0	0	2	0	0	0	0	5-4	36-11	12	3.48
*May 14	MISSOURI	9.0	13	7	6	4	12	1	0	0	1	1	1	1	0	6-7	36-12	12	3.53
*May 15	MISSOURI	9.0	15	16	11	8	9	2	0	4	2	0	2	0	2	8-16	36-13	12	3.68
Totals		442.1	355	209	181	192	624	54	5	48	61	6	36	36	6	357-209	36-13	12	3.68



## Non-Starter Statistics

Player	avg	gp-gs	ab	r	h	2b	3b	hr	rbi	tb	slg%	bb	hp	so	gdp	ob%	sf	sh	sb-att	po	a	e	fld%
3 Dubrule, Scotty	.500	6-0	6	2	3	0	0	0	3	3	.500	1	0	0	0	.571	0	0	0-0	2	3	0	1.000
25 McDonald, Kyte	.429	11-0	14	4	6	3	0	1	6	12	.857	1	0	2	0	.467	0	0	0-0	0	0	0	.000
33 Cumbest, Brad	.375	15-0	16	4	6	1	0	1	2	10	.625	2	1	3	0	.474	0	0	0-0	8	0	0	1.000
36 Skinner, Brayland	.333	16-0	12	2	4	1	0	0	1	5	.417	1	1	4	0	.429	0	0	0-0	3	0	0	1.000
9 Jordan, Landon	.333	3-0	3	0	1	0	0	0	2	1	.333	2	0	0	0	.600	0	0	0-0	1	0	0	1.000
11 Clark, Kellum	.286	7-0	7	3	2	0	0	1	4	5	.714	1	1	4	0	.444	0	0	0-0	3	0	0	1.000
31 Leggett, Tanner	.263	18-0	19	6	5	0	0	1	3	8	.421	4	0	4	0	.391	0	0	1-2	5	4	1	.900
12 Meche, Davis	.250	10-0	12	4	3	1	0	0	1	4	.333	2	1	4	0	.400	0	0	0-0	2	7	0	1.000
50 Pimentel, Brandon	.250	9-0	12	3	3	0	0	1	6	6	.500	3	0	6	1	.400	0	0	0-0	19	2	0	1.000
8 McGowan, Drew	.200	16-0	15	6	3	2	0	0	4	5	.333	5	1	1	1	.409	1	0	1-2	3	1	0	1.000
44 Garner, Kace	.154	11-0	13	4	2	1	0	0	3	3	.231	3	0	3	0	.313	0	0	0-0	19	0	0	1.000
10 Hatcher, Josh	.000	7-0	4	0	0	0	0	0	0	0	.000	0	0	0	1	.000	0	0	0-1	10	4	0	1.000
19 Tanner, Logan	.000	1-0	1	0	0	0	0	0	0	0	.000	0	0	0	0	.000	0	0	0-0	0	0	0	.000
43 Forsythe, Lane	.000	1-0	0	0	0	0	0	0	0	0	.000	0	0	0	0	.000	0	0	0-0	0	0	0	.000
Totals	.284	49	134	38	38	9	0	5	35	62	.463	25	5	31	3	.412	1	0	2-5	89	45	5	.964
Opponents	.195	49	118	15	23	7	0	4	20	42	.356	14	3	52	1	.292	2	1	0-1	66	43	10	.916

(All games Sorted by Earned run avg)

Player	era	w-l	app	gs	cg	sho	sv	ip	h	r	er	bb	so	2b	3b	hr	b/avg	wp	hp	bk	sfa	sha
24 Bednar, Will	0.00	0-0	2	0	0	0/0	0	5.0	1	0	0	0	9	1	0	0	.067	0	1	0	0	0
38 Alford, Kole	0.00	0-0	1	0	0	0/0	0	0.1	1	0	0	1	1	0	0	0	.500	0	0	0	0	0
23 Sims, Landon	0.53	3-0	15	0	0	0/3	7	34.0	13	2	2	10	67	4	0	0	.114	2	0	0	0	1
18 Patrick, Chase	0.79	0-0	15	0	0	0/0	0	11.1	9	1	1	4	8	0	0	1	.237	4	1	0	0	1
51 Carmouche, Dylan	1.23	1-0	9	0	0	0/1	0	7.1	6	2	1	3	11	1	0	0	.222	1	1	0	1	0
32 Stinnett, Parker	1.88	0-0	13	0	0	0/2	1	14.1	5	3	3	9	23	2	0	0	.104	7	3	1	0	0
37 Cerantola, Eric	1.93	0-0	5	0	0	0/0	0	4.2	2	1	1	1	10	0	1	0	.125	2	0	0	0	0
27 Fristoe, Jackson	2.25	0-1	1	0	0	0/0	0	4.0	3	1	1	2	6	1	0	1	.214	0	0	0	0	0
7 Smith, Brandon	3.08	3-2	14	0	0	0/1	1	26.1	22	14	9	6	31	4	0	3	.212	3	1	0	0	1
29 Koestler, Carlisle	3.14	2-0	8	0	0	0/0	0	14.1	12	5	5	6	19	2	0	1	.226	2	2	0	1	1
48 Harding, Houston	3.60	3-0	11	0	0	0/0	0	20.0	19	9	8	6	21	1	0	4	.253	1	1	0	0	1
2 Hunt, KC	3.75	0-0	12	0	0	0/2	0	12.0	9	5	5	7	14	1	0	1	.209	8	2	0	0	0
17 Simmons, Stone	3.92	1-1	15	0	0	0/0	2	20.2	17	11	9	6	26	3	0	0	.218	1	1	0	0	1
35 Johnson, Preston	4.58	2-0	15	0	0	0/3	0	19.2	15	12	10	10	34	0	0	2	.214	0	3	0	1	0
14 Self, Riley	5.40	0-0	7	0	0	0/2	0	5.0	9	4	3	4	7	1	0	0	.375	0	0	0	0	0
45 Tullar, Cam	5.50	0-0	20	0	0	0/1	1	18.0	18	11	11	9	24	4	0	1	.257	2	1	0	2	0
40 Forrester, Jaxen	6.00	0-0	3	0	0	0/1	0	3.0	2	2	2	2	1	1	0	0	.200	2	0	0	1	0
15 Smith, Cade	6.75	1-0	4	0	0	0/0	0	5.1	5	5	4	5	11	1	0	1	.227	0	1	0	0	0
26 Lovett, Xavier	6.75	0-0	6	0	0	0/1	0	4.0	3	4	3	2	1	2	0	0	.188	1	1	0	0	0
39 Tepper, Mikey	7.00	0-0	9	0	0	0/1	0	9.0	7	8	7	8	11	2	0	1	.194	5	0	2	0	0
55 Price, Spencer	7.71	1-0	8	0	0	0/1	0	7.0	5	6	6	5	12	0	0	2	.185	2	1	0	0	0
47 Talley, Drew	9.00	0-0	4	0	0	0/1	0	3.0	5	4	3	1	7	2	0	0	.357	0	0	0	0	0
13 Rokose, Davis	10.80	0-0	4	0	0	0/0	0	3.1	2	4	4	4	6	0	0	1	.167	0	1	0	0	0
Totals	3.50	17-4	49	0	0	6/6	12	251.2	190	114	98	111	360	33	1	19	.205	43	21	3	6	6
Opponents	7.78	6-9	49	0	0	1/0	6	199.0	240	196	172	129	166	48	2	31	.294	35	31	3	7	4

## National Rankings

Hitting	NCAA	SEC	Total
Base on Balls	23	5	232
Batting Average	65	4	.282
Doubles	53	5	88
Doubles Per Game	91	5	1.8
Hit by Pitch	70	4	59
Hits	26	6	476
Home Runs	30	11	58
Home Runs Per Game	47	11	1.18
On Base Percentage	61	5	.383
Runs	18	4	357
Sacrifice Bunts	244	11	9
Sacrifice Flies	62	8	22
Scoring	30	3	7.3
Slugging Percentage	59	8	.450
Stolen Bases	57	5	59
Stolen Bases Per Game	84	3	1.2
Triples	78	5	11
Triples Per Game	120	5	0.22
Pitching	NCAA	SEC	Total
Earned Run Average	22	3	3.68
Hit Batters	230	10	36
Hits Allowed Per Nine Innings	8	2	7.22
Shutouts	9	1	6
Strikeout-to-Walk Ratio	9	3	3.25
Strikeouts Per Nine Innings	1	1	12.7
WHIP	13	3	1.24
Walks Allowed Per Nine Innings	92	10	3.91
Fielding	NCAA	SEC	Total
Fielding Percentage	93	13	.971
Double Plays	42	5	36
Double Plays Per Game	77	4	0.73

Hitting	Name	NCAA	SEC	Total
Base on Balls	Luke Hancock	54	6	35
Batting Average	Tanner Allen	32	1	.388
Doubles	Rowdey Jordan	146	9	13
Hit by Pitch	Rowdey Jordan	25	2	15
	Tanner Allen	54	4	13
Hits	Tanner Allen	9	2	73
On Base Percentage	Tanner Allen	89	4	.466
Runs	Rowdey Jordan	14	3	54
	Tanner Allen	22	4	52
Runs Batted In	Tanner Allen	54	7	48
	Luke Hancock	69	15	46
	Kamren James	69	15	46
Sacrifice Bunts	--	--	--	--
Sacrifice Flies	Kamren James	38	6	5
	Luke Hancock	110	11	4
	Rowdey Jordan	110	11	4
Slugging Percentage	Tanner Allen	93	6	.628
	Rowdey Jordan	239	19	.560
Stolen Bases	Kamren James	82	3	15
Total Bases	Tanner Allen	32	5	118
	Rowdey Jordan	94	19	103
Toughest to Strike Out	Luke Hancock	10	1	13
Triples	Tanner Allen	5	1	5
	Rowdey Jordan	77	5	3

Pitching	Name	NCAA	SEC	Total
Complete Games	--	--	--	--
Earned Run Average	Christian MacLeod	159	9	3.2
	Will Bednar	194	12	3.33
Games Started	Christian MacLeod	4	1	13
Hit Batters	--	--	--	--
Hits Allowed Per Nine Innings	--	--	--	--
Home Runs	Logan Tanner	82	15	11
Pitching Appearances	Cameron Tullar	125	11	20
Saves	Landon Sims	37	2	7
Strikeout-to-Walk Ratio	Will Bednar	38	3	6.14
Strikeouts	Will Bednar	62	12	86
	Christian MacLeod	91	15	80
Strikeouts Per Nine Innings	Will Bednar	5	2	14.33
	Christian MacLeod	51	9	12.2
Victories	--	--	--	--
WHIP	Will Bednar	116	10	1.11
Walks Allowed Per Nine Innings	--	--	--	--



## Pen Production

Below is a listing of decisions (win or loss), holds and saves/blown saves from the Mississippi State bullpen in 2021.

**NOTE:** A hold occurs when a relief pitcher enters the game in a save situation and maintains the team's lead, while recording at least one out. In order for a pitcher to be credited with a hold one of two conditions must be met: 1) He enters with a lead of three runs or less and maintains that lead while recording at least one out. 2) He enters the game with the tying run on-deck, at the plate or on the bases, and records an out.

Opponent (Date)	Result	Pitcher	Line	Opponent (Date)	Result	Pitcher	Line
vs. Texas (2/20)	Win (1)	Sims, Landon	4.0 IP, 10 K	Southern (4/6)	Hold (1)	Smith, Cade	1.0 IP, 1 HBP, 2 K
vs. Texas Tech (2/22)	Win (1)	Koestler, Carlisle	2.2 IP, 2 H, 1 R, 1 ER, 2 BB, 6 K	Hold (1)	Tepper, Mikey	1.0 IP, 1 H, 1 BB, 3 K	
	Hold (1)	Hunt, KC	1.0 IP, 1 H	Hold (3)	Hunt, KC	1.0 IP, 1 H, 1 BB, 2 K	
Jackson State (2/24)	Hold (1)	Rokose, Davis	2.0 IP, 4 K	at Auburn (4/9)	Blown Save (1)	Harding, Houston	0.1 IP, 1 H, 1 R
	Hold (1)	Tepper, Mikey	1.1 IP, 1 R, 1 BB, 1 K		Win (3)	Smith, Brandon	0.2 IP, 1 H, 2 K
	Hold (1)	Patrick, Chase	0.2 IP		Save (3)	Sims, Landon	2.0 IP, 4 K
	Hold (1)	Lovett, Xavier	1.0 IP				
Tulane (2/27)	Win (1)	Simmons, Stone	1.0 IP, 1 H	at Auburn (4/11)	Win (1)	Harding, Houston	3.0 IP, 2 H, 1 R, 1 ER, 1 BB, 4 K
	Blown Save (1)	Price, Spencer	1.0, 2 H, 2 R, 2 ER, 2 K	Arkansas State (4/13)	Win (1)	Smith, Cade	2.0 IP, 1 BB, 5 K
vs. Southern Miss	Win (1)			Hold (4)	Johnson, Preston	1.0 IP, 3 K	
	Hold (1)	Johnson, Preston	2.0 IP, 1 H, 1 BB, 6 K	Hold (1)	Stinnett, Parker	1.0 IP, 1 K	
	Hold (1)	Tullar, Cam	1.0 IP, 2 K	Ole Miss (4/16)	Win (1)	Johnson, Preston	2.0 IP, 1 BB, 4 K
Kent State (3/5)	Save (1)	Simmons, Stone	1.0 IP, 1 BB, 3 K	Save (4)	Sims, Landon	2.0 IP, 1 H, 3 K	
	Win (1)	Smith, Brandon	4.1 IP, 5 K	Ole Miss (4/18)	Win (2)	Harding, Houston	3.1 IP, 2 H, 3 R, 3 ER, 1 BB, 5 K
	Win (1)	Carmouche, Dylan	1.0 IP, 1 BB, 2 K	Hold (4)	Stinnett, Parker	1.0 IP, 1 H, 1 BB	
Grambling (3/9)	Hold (1)	Self, Riley	1.0 IP, 1 H, 1 K	Hold (2)	Smith, Brandon	1.0 IP, 1 H, 1 R, 1 K	
	Hold (2)	Hunt, KC	1.0 IP, 1 K	Save (5)	Sims, Landon	1.0 IP, 1 K	
Eastern Mich. (3/13)	Win (2)	Koestler, Carlisle	3.0 IP, 1 H, 2 K	at Vanderbilt (4/24)	Hold (5)	Johnson, Preston	1.1 IP, 2 R, 2 ER, 1 BB, 2 K
Eastern Mich. (3/14)	Hold (1)	Bednar, Will	4.0 IP, 1 H, 7 K	Texas A&M (4/30)	Win (3)	Sims, Landon	3.0 IP, 1 BB, 7 K
	Save (1)	Sims, Landon	1.0 IP, 3 K	Texas A&M-1 (5/1)	Hold (2)	Smith, Brandon	2.0 IP, 2 H, 1 R, 1 ER, 3 BB, 7 K
Samford (3/16)	Win (2)	Smith, Brandon	1.2 IP, 1 K	Hold (3)	Tullar, Cam	0.2 IP, 1 K	
at LSU (3/19)	Win (2)	Smith, Brandon	3.0 IP, 1 H, 3 K	Save (2)	Simmons, Stone	1.1 IP, 1 BB, 1 K	
at LSU (3/20)	Hold (2)	Johnson, Preston	2.0 IP, 2 BB, 1 K	Texas A&M-2 (5/1)	Win (3)	Harding, Houston	5.0 IP, 4 H, 2 BB, 4 K
	Save (2)	Sims, Landon	2.0 IP, 2 H, 2 K	Save (1)	Tullar, Cam	1.2 IP, 2 K	
at LSU (3/21)	Loss (1)	Fristoe, Jackson	4.0 IP, 3 H, 1 R, 1 ER, 2 BB, 6 K	at South Carolina (5/8)	Save (6)	Sims, Landon	2.0 IP, 1 BB, 3 K
Arkansas (3/27)	Loss (1)	Smith, Brandon	1.0 IP, 4 H, 5 R, 5 ER, 2 BB, 2 K	at South Carolina (5/9)	Hold (3)	Stinnett, Parker	1.0 IP, 1 H, 1 BB
Kentucky (4/1)	Hold (1)	Harding, Houston	0.1 IP	Hold (3)	Simmons, Stone	1.2 IP, 1 BB, 4 K	
				Blown Save (1)	Johnson, Preston	0.1 IP, 2 H, 1 R, 1 ER, 1 K	
Kentucky (4/2)	Win (2)	Sims, Landon	2.0 IP, 2 H, 2 K	Loss (2)	Smith, Brandon	2.0 IP, 3 H, 1 R, 1 ER, 3 K	
Kentucky (4/3)	Hold (3)	Johnson, Preston	2.0 IP, 2 H, 1 R, 1 ER, 2 K	Missouri (5/13)	Win (2)	Johnson, Preston	2.0 IP, 1 BB, 6 K
	Hold (1)	Price, Spencer	0.1 IP	Save (7)	Sims, Landon	2.0 IP, 4 K	
	Hold (2)	Tullar, Cam	0.2 IP, 1 K	Missouri (5/14)	Blown Save (1)	Stinnett, Parker	1.2 IP, 1 H, 1 R, 1 ER, 2 BB, 3 K
	Save (1)	Stinnett, Parker	1.0 IP, 1 BB, 1 K	Loss (1)	Simmons, Stone	2.0 IP, 4 H, 1 R, 1 ER, 2 K	

### Individual Relief Breakdown (Statistics include only relief appearances)

Name	Win	Hold/Save	Loss/Blown Save	Name	Win	Hold/Save	Loss/Blown Save	Name	Win	Hold/Save	Loss/Blown Save
Bednar, Will	--	1/--	--/--	Lovett, Xavier	--	1/--	--/--	Smith, Brandon	3	2/1	2/--
Carmouche, Dylan	1	1/--	--/--	Patrick, Chase	--	1/--	--/--	Smith, Cade	1	1/--	--/--
Fristoe, Jackson	--	--/--	1/--	Price, Spencer	1	1/--	--/1	Stinnett, Parker	--	3/1	--/1
Harding, Houston	3	1/--	--/1	Rokose, Davis	--	1/--	--/--	Tepper, Mikey	--	2/--	--/--
Hunt, KC	--	3/--	--/--	Self, Riley	--	1/--	--/--	Tullar, Cam	--	3/1	--/--
Johnson, Preston	2	5/--	--/1	Simmons, Stone	1	--/3	1/--				
Koestler, Carlisle	2	--/--	--/--	Sims, Landon	3	--/7	--/--				





## Dudy Noble Field

### Biography

The largest on-campus facility in college baseball, Dudy Noble Field hosted its 55th season of Mississippi State baseball at the current site in 2021. With over 1,600 games played at the venue, the Diamond Dawgs own a .730 winning percentage at the facility, which recently received a \$68-million upgrade.

The field is named in honor of longtime MSU baseball coach, athletics director and ABCA Hall of Famer Clarke Randolph "Dudy" Noble. On April 27, 1998 the facility was renamed Dudy Noble Field, Polk-DeMent Stadium, honoring another ABCA Hall of Famer, former Bulldog skipper Ron Polk, and the late Gordon DeMent, a successful businessman and longtime fan of the Diamond Dawgs from Indianola, Mississippi.

### The Origin

From 1929 until 1964, Mississippi State hosted its baseball games at the original on-campus venue, Hardy Field, which was located several hundred yards to the south of the Bulldogs' home football venue, Davis Wade Stadium at Scott Field. The baseball field was closed following the 1964 season to make way for the construction of Dorman Hall and for the next two seasons the Diamond Dawgs played their home games at Redbird Park in Columbus, Mississippi, capturing SEC titles both seasons at their temporary home.

The tin-roofed grandstand and 2,000-seat bleachers from the original Dudy Noble Field were transported to the stadium's present site, which became playable for the 1967 campaign. Since that time, facility enhancements have followed at a steady pace to make the "Carnegie Hall of College Baseball" one of the finest all-around facilities on the road to Omaha. Among with numerous upgrades, the current site has seen two complete demolitions and reconstructions, the latest occurring during a three-year span (2017-19) and opening prior to the start of the 2019 campaign.

### Leading the Attendance Boom

With a laundry list of legendary names on its all-time roster, it comes as no surprise that Mississippi State ranks among the nation's attendance leaders year in and year out. The Dudy Noble Field faithful have sold out the reserved seating allotment every season since 1987.

Along with routinely hosting some of the largest crowds in the SEC, 11 of the last 13 three-day Super Bulldog Weekend series have drawn more than 25,000 fans.

MSU eclipsed the 200,000 mark in paid attendance at Dudy Noble Field for six-straight seasons between 2012-17, marking the first such occurrence in the program's history. In 2013, the Diamond Dawgs' five-millionth fan walked through the turnstiles at Dudy Noble Field. Since home attendance figures were charted starting in 1976, the "Carnegie Hall of College Baseball" has seen 6,720,459 fans rush through the gates.

In 20 of the last 21 seasons, Mississippi State has averaged 6,000 fans per game, including a record average of 8,899 during the 2019 campaign. Overall, State has eclipsed the 200,000-fan mark 12 times since 2002, with a school-record 373,784 viewing the 2019 home schedule.

Of the top 25 all-time college baseball on-campus attendances, Dudy Noble Field finds itself on the list 19 times, most notably owning the all-time on-campus attendance record of 15,586 on April 12, 2014. The Bulldogs own 16 of the top 17 marks in NCAA on-campus history and is the only NCAA baseball program to boast on-campus attendances of 14,000 or more. The five largest NCAA Super Regional crowds have all assembled in Starkville, Mississippi, as well.

From April 11-13, 2014, the Bulldog faithful flooded the gates at Dudy Noble Field to the tune of 39,181 fans for a three-game series versus Ole Miss. The nearly 40,000 fans on the weekend set an NCAA on-campus attendance record for a three-game series.

Dudy Noble Field has ushered in crowds of 10,000 or better 64 times, including 2007 NCAA Super Regional-record draws of 13,715 and 12,620 for nationally-televised, late-morning games against Clemson. In 2019, the first season of the "New Dude," the Diamond Dawgs garnered crowds of 10,000-plus a school-record 10 times.

Mississippi State has hosted 25 postseason events at the facility, including three NCAA District III Tournaments (1973-75), five SEC tournaments (1979, 81, 83, 88 & 95), 15 NCAA Regionals (1979, 84-85, 87-89, 90, 92, 97, 2000, 03, 13, 16 & 19) and three NCAA Super Regionals (2007, 16 & 19).

### The Left Field Lounge

The aura of Mississippi State baseball at Dudy Noble Field is certainly not confined to the loyal legions in the impressive grandstand, pro-style luxury sky suites or luxurious Left Field Lofts.

In fact, some of the more highly-prized seats at Bulldog baseball games are found beyond the outfield fence in the Left Field Lounge™. Waiting lists greet those seeking to purchase one of the 96 outfield lounges in the iconic two-level outfield tailgate.

Once a colorful assortment of pickup trucks, motor homes, and trailers — most equipped with grills — lined the outfield fence, completing a circle of humanity at Dudy Noble Field. Now, the permanent lounge spaces are connected to the concourse, allowing everyone to stroll through and experience the iconic lounge culture.

What began in the late 1960s as a popular gathering spot for baseball-loving MSU supporters now forms college baseball's largest tailgate party.

### The "New Dude"

The second demolition at the current site occurred following the 2017 season and the \$68 million facility opened its gates for the 2019 campaign. Architect Wier Boerner Allin, along with consultants Populous and famed stadium architect/State alum Janet Marie Smith designed the project, while construction manager ICM and general contractor JESCO Construction, Inc. oversaw the construction.

Covering 12 acres of land on the Mississippi State University campus, the 230,000 square foot facility carries on Dudy Noble Field's legacy as the "Carnegie Hall of College Baseball." Installation of the second largest scoreboard in college baseball, measuring 43 feet wide by 60 feet high, started the project in 2017. The board, which was the largest in college baseball upon installation, is larger than boards owned by three Major League Baseball teams. The addition of 96 permanent Left Field Lounge rigs encircling the outfield followed during the fall of 2018.

The concourse and lower-level grandstands were in place for the 2018 season, with the Diamond Suites, upper-deck reserved seating area and three unique club areas — Farm Bureau Triple Crown Club, Charlie and Dana Stephenson Omaha Club and The Rooftop Club — were completed prior to the 2019 campaign. The newest version of Dudy Noble Field also features increased restroom facilities and concession points of sale.

The player spaces also received an upgrade, expanding to cover 18,000 square feet underneath the facility. The fully-equipped Bruce and Julie Martin Locker Room includes an embedded equipment room, houses 40 wooden lockers and features an oversized, dimensional halo-lit '85 Script Mississippi State sign suspended overhead in the middle of the room.

The more spacious locker room includes an attached training room with whirlpool and fully-functional fueling station. The Mitch Moreland Hitting Tunnel, which is equipped with HitTrax, and Turner & Gloria Wingo Team Lounge are easily accessed from the home dugout, with the eye-popping player entrance and Hassell H. Franklin Omaha Room greeting players as they enter the facility. The Pat McMahon Pitching Lab is also housed under the stadium, featuring arm care and conditioning equipment, one oversized turfed mound with three pitching rubbers and state of the art video equipment.

### Top-25 Crowds

	Attendance	Opponent	Date
1.	15,586 *	Ole Miss	April 12, 2014
2.	15,078	Texas A&M	April 16, 2016
3.	14,991	Florida	April 22, 1989
4.	14,562	Auburn	April 20, 2013
5.	14,378	LSU	April 16, 1988
6.	13,761	Arkansas	April 25, 1992
7.	13,715 ^	Clemson	June 9, 2007
8.	13,691	Kentucky	April 8, 2017
9.	13,617	Georgia	April 8, 2006
10.	13,452 ^	Arizona	June 11, 2016
11.	13,338	Ole Miss	April 17, 2021
12.	13,224	Ole Miss	April 11, 2014
13.	13,132 ^	Stanford	June 8, 2019
14.	13,123	Ole Miss	April 15, 2000
15.	13,004	Florida	April 18, 2015
16.	12,913 ^	Arizona	June 10, 2016
17.	12,708	Auburn	April 24, 1993
18.	12,620 ^	Clemson	June 8, 2007
19.	12,360	Georgia	April 6, 2002
20.	12,343	Auburn	March 23, 2019
21.	12,034	Oregon State	February 22, 2020
22.	11,763	Auburn	April 12, 2003
23.	11,648	LSU	March 30, 2019
24.	11,597 ^	Stanford	June 9, 2019
25.	11,515	Ole Miss	April 2, 2016

\* - NCAA on-campus attendance record

^ - NCAA Regional

# - NCAA Super Regional

**NOTE:** Mississippi State owns 64 crowds of 10,000-plus in the history of the program. The top seven (6) crowds in Dudy Noble Field history are also the top seven (6) on-campus crowds in NCAA history.



## Media Roster



**2 | KC Hunt**  
RHP | L/R | So./Fr.  
Wycoff, N.J.



**3 | Scotty Dubrule**  
IF | L/R | Gr./Sr.  
Venice, Fla.



**4 | Rowdey Jordan**  
OF | S/R | Sr./Jr.  
Auburn, Ala.




**5 | Tanner Allen**  
OF | L/R | Sr./Jr.  
Theodore, Ala.



**6 | Kamren James**  
IF | R/R | So./Fr.  
Southaven, Miss.



**7 | Brandon Smith**  
RHP | R/R | Jr./So.  
Richland, Miss.



**8 | Drew McGowan**  
OF | L/R | So./Fr.  
Hopkinsville, Ky.



**10 | Josh Hatcher**  
IF/OF | L/L | Sr./Jr.  
Albany, Ga.



**11 | Kellum Clark**  
IF | L/R | Fr./Fr.  
Brandon, Miss.



**12 | Davis Meche**  
IF | L/R | Fr./Fr.  
Lake Charles, La.



**13 | Davis Rokose**  
LHP | L/L | So./Fr.  
Johns Creek, Ga.



**14 | Riley Self**  
RHP | R/R | Gr./Sr.  
Coldwater, Miss.




**15 | Cade Smith**  
RHP | L/R | Fr./Fr.  
Southaven, Miss.



**17 | Stone Simmons**  
RHP | R/R | So./Fr.  
Houston, Texas



**18 | Chase Patrick**  
RHP | R/R | Sr./Jr.  
Ellaville, Ga.



**19 | Logan Tanner**  
C | R/R | So./Fr.  
Lucedale, Miss.




**20 | Luke Hancock**  
C | L/R | Jr./So.  
Houston, Miss.



**23 | Landon Sims**  
RHP | R/R | So./Fr.  
Cumming, Ga.



**24 | Will Bednar**  
RHP | R/R | So./Fr.  
Valencia, Pa.



**25 | Kyte McDonald**  
OF | R/R | So./Fr.  
San Antonio, Texas



**26 | Xavier Lovett**  
RHP | R/R | So./Fr.  
Houston, Texas




**27 | Jackson Fristoe**  
RHP | R/R | Fr./Fr.  
Paducah, Ky.



**28 | Christian MacLeod**  
LHP | L/L | Jr./Fr.  
Huntsville, Ala.




**29 | Carlisle Koestler**  
RHP | R/R | Gr./Sr.  
Vicksburg, Miss.



**31 | Tanner Leggett**  
IF | R/R | Sr./Jr.  
Raymond, Miss.



**32 | Parker Stinnett**  
RHP | R/R | Jr./So.  
Oxford, Miss.



**33 | Brad Cumbest**  
OF | R/R | Jr./So.  
Hurley, Miss.



**35 | Preston Johnson**  
RHP | R/R | Jr./So.  
Crystal Springs, Miss.



**36 | Brayland Skinner**  
OF | L/L | Sr./So.  
Lake Cormorant, Miss.




**37 | Eric Cerantola**  
RHP | R/R | Jr./So.  
Oakville, Ontario



**39 | Mikey Tepper**  
RHP | L/R | Fr./Fr.  
Fort Mill, S.C.



**40 | Jaxen Forrester**  
RHP | R/R | Sr./Jr.  
Spanish Fort, Ala.



**43 | Lane Forsythe**  
IF | R/R | Fr./Fr.  
Humboldt, Tenn.



**44 | Kace Garner**  
C | R/R | Jr./So.  
Brandon, Miss.



**45 | Cam Tullar**  
LHP | R/L | Jr./So.  
Brighton, Mich./



**47 | Drew Talley**  
RHP | R/R | Sr./Jr.  
Huntsville, Ala.




**48 | Houston Harding**  
LHP | L/L | Sr./Jr.  
Walls, Miss.



**50 | Brandon Pimentel**  
IF/OF | L/L | Jr./So.  
El Paso, Texas



**51 | Dylan Carmouche**  
LHP | S/L | Fr./Fr.  
Denham Springs, La.



**55 | Spencer Price**  
RHP | R/R | Gr./Sr.  
Olive Branch, Miss.