



MAY 26, 2021

131 SEASONS

38 NCAA APPEARANCES

11 COLLEGE WORLD SERIES APPEARANCES

17 MLB FIRST ROUND DRAFT PICKS

2021 Schedule & Results

February (5-2, 0-0 SEC)

State Farm College Baseball Showdown (Arlington, Texas; Globe Life Field)

20	vs. No. 9 Texas (1)	FloBaseball.tv	W, 8-3
21	vs. No. 10 TCU (1)	FloBaseball.tv	L, 2-3
22	vs. No. 3 Texas Tech (1)	FloBaseball.tv	W, 11-5
24	JACKSON STATE	SECN+	W, 7-3
26	TULANE	SECN+	L, 3-7
27	TULANE	SECN+	W, 9-5
28	TULANE	SECN+	W, 5-4

March (12-5, 2-4 SEC)

Trustmark Park (Pearl, Miss.)

2	vs. Southern Miss (2)	--	W, 4-1
5	KENT STATE	SECN+	W, 8-3
6	KENT STATE	SECN+	L, 5-9
7	KENT STATE	SECN+	W, 13-0
9	GRAMBLING	SECN+	W, 10-0
10	LOUISIANA-LAFAYETTE	SECN+	W, 4-0
12	EASTERN MICHIGAN	SECN+	W, 14-0
13	EASTERN MICHIGAN	SECN+	W, 4-1
14	EASTERN MICHIGAN	SECN+	W, 4-1
16	SAMFORD	SECN+	W, 10-2
19	at No. 10 LSU *	SEC Network	W, 6-1
20	at No. 10 LSU *	SECN+	W, 3-0
21	at No. 10 LSU *	SECN+	L, 3-8
24	NORTH ALABAMA	SECN+	W, 18-1
26	No. 1 ARKANSAS *	SECN+	L, 2-8
27	No. 1 ARKANSAS *	SECN+	L, 5-11
28	No. 1 ARKANSAS *	SEC Network	L, 4-6

April (13-3, 10-3 SEC)

1	No. 21 KENTUCKY *	ESPN	W, 8-1
2	No. 21 KENTUCKY *	SEC Network	W, 3-2
3	No. 21 KENTUCKY *	SECN+	W, 4-3
6	SOUTHERN	SECN+	W, 15-1
9	at Auburn *	SECN+	W, 6-5
10	at Auburn *	SECN+	W, 7-2
11	at Auburn *	SEC Network	W, 19-10
13	ARKANSAS STATE	SECN+	W, 18-10
16	No. 6 OLE MISS *	SEC Network	W, 5-2
17	No. 6 OLE MISS *	SECN+	L, 0-9
18	No. 6 OLE MISS *	SECN+	W, 7-5
20	UAB	SECN+	W, 19-7
23	at No. 3 Vanderbilt *	SEC Network	L, 2-6
24	at No. 3 Vanderbilt *	ESPN	W, 7-4
25	at No. 3 Vanderbilt *	SECN+	L, 4-7
30	TEXAS A&M *	SECN+	W, 8-7 (12 inn.)

May (10-3, 8-3 SEC)

1	TEXAS A&M *	SECN+	W, 3-2
2	TEXAS A&M *	SEC Network	W, 10-5
5	at The Citadel	ESPN+	W, 10-2
7	at No. 12 South Carolina *	SECN+	W, 9-0
8	at No. 12 South Carolina *	SECN+	W, 9-6
9	at No. 12 South Carolina *	SEC Network	L, 3-4 (11)
13	MISSOURI *	ESPN	W, 5-4
14	MISSOURI *	SECN+	L, 6-7
15	MISSOURI *	SECN+	L, 8-16
18	JACKSONVILLE STATE	SECN+	W, 6-1 (5)
20	at Alabama *	SECN+	W, 4-2
21	at Alabama *	SECN+	W, 7-0
22	at Alabama *	SECN+	W, 7-3

SEC Tournament (Hoover, Alabama; Hoover Metropolitan Complex)

26	vs. No. 11 Florida (3)	SEC Network	9:30 a.m.
27	vs. Tennessee/Alabama or South Carolina (3)	SEC Network	9:30 a.m./4:30 p.m.

All times central and subject to change

HOME GAMES IN BOLD CAPS | * - Southeastern Conference game

(1) - Globe Life Field; Arlington Texas | (2) - Trustmark Park; Pearl, Miss.

(3) - Hoover Metropolitan Complex; Hoover, Ala.

Mississippi State

Record (SEC): 40-13 (20-10)

H/A/N: 25-8 / 12-4 / 3-1

Rankings: Baseball America - 6, CBN - 3
D1Baseball - 8, NCBWA - 6
Perfect Game - 4, USA Today - 6

Head Coach: Chris Lemonis

Record at MSU (Yrs.): 104-32 (3rd)

Career Record (Yrs): 245-123-2 (7th)

Batting Average: .282

Runs Per-Game: 7.2

Hits Per-Game: 9.6

Slugging Percentage: .446

ERA: 3.55

K's/BB Ratio: 3.21/1

Batting Average Against: .211

First Year of Baseball: 1885 (131st season)

Program Record: 2,744-1,593-29 (.631)

Florida

Record (SEC): 36-19 (17-13)

H/A/N: 28-7 / 7-12 / 0-1

Rankings: Baseball America - 12, CBN - 12
D1Baseball - 13, NCBWA - 13
Perfect Game - 12, USA Today - 13

Head Coach: Kevin O'Sullivan

Record at UF (Yrs.): 582-275 (14th)

Career Record (Yrs): Same

Batting Average: .277

Runs Per-Game: 6.4

Hits Per-Game: 9.4

Slugging Percentage: .449

ERA: 4.24

K's/BB Ratio: 3.13/1

Batting Average Against: .246

The Rotation

Wednesday, May 26, 2021

MSU: Brandon Smith, RHP, So. 4-2, 2.76 ERA

UF: Hunter Barco, LHP, Fr. (2Y) 9-2, 4.04 ERA

Gameday Information

No. 11 Florida vs. No. 3 Mississippi State

Hoover Metropolitan Complex (Hoover, Ala.)

	Wednesday	Thursday
First Pitch:	9:30 a.m. CT	9:30 a.m. or 4:30 p.m. CT
TV:	SEC Network	SEC Network
Internet Stream:	SEC Network+	SEC Network+
Radio:	MSU Radio Network (100.9 FM locally)	MSU Radio Network (100.9 FM locally)
Audio Stream:	HailState.com/plus	HailState.com/plus

What's Inside

- Mississippi State heads to the SEC Tournament as the No. 3 seed after posting a 20-10 record in conference play for the second straight season. The conference ledger saw State finish tied No. 2 in the SEC with Eastern Division champion Tennessee.
- MSU posted back-to-back 20-win SEC seasons for the first time in program history. It is the fourth time overall that MSU won 20 SEC games, with the 2016, 2019 and 2021 teams reaching the mark and the 1989 squad posting a school-standard 21 wins.
- With 40 wins on the season, it is the 23rd time in program history that Mississippi State has reached the 40-win mark.
- Mississippi State closed out the regular season with a three-game sweep at Alabama. It was the first series sweep of the Crimson Tide in Tuscaloosa since 2004 and MSU swept Alabama in back-to-back seasons for the first time since 1993-94.
- State swept four SEC series during the 2021 season to mark the second-most in a single season in program history (5; 1989). That included sweeps of both Alabama and Auburn on the road for the first time in program history.

- Tanner Allen became the second Mississippi State baseball student-athlete in the last four seasons to earn SEC Player of the Year. The junior led the SEC in batting average - both overall (.387) and SEC only (.411). **MORE ON PAGE 6 & 12**
- Allen was also selected first-team All-SEC, while classmate Rowdey Jordan and second-year freshman Landon Sims were each tabbed second-team All-SEC. Sims joined Will Bednar and Logan Tanner on the Newcomer All-SEC Team.
- Head coach Chris Lemonis notched his 100th win at Mississippi State (130 games coached) against Missouri on Thursday (May 13) and is the fastest head coach in program history to reach the 100-win mark. Pat McMahon reached the 100-win mark in his 146th career game as head coach, while Ron Polk took 150 games to reach the 100-win mark.
- Mississippi State is 29-1 in midweek contests over the last three seasons, including a perfect 11-0 mark during the 2021 season. The Diamond Dawgs went 15-0 in the midweek during the 2019 season and was 3-1 in 2020 before the COVID-19 pandemic cut the season short.
- Notes on MSU at the SEC Tournament can be found on page 3.

What's Inside

P2	Roster & Quick Facts	P9	SEC Update/National Polls	P16-17	The Last Time...
P3	Inside the Series/Probable Starters	P10	Mississippi State When.../How It Was Won	16	Home Run Tracker
3	Career Hitting Superlatives	P11-15	News & Notes	17	Exit Velocities
P4-7	SEC Tournament News & Notes	11	Free Shirts	P18-24	2021 Statistics
P4	Tournament Bracket	12	Tanner Allen/Multi Games/Streaks	23	National Rankings
P5	SEC Tournament History	13	Rowdey Jordan/State to The Show	24	Pen Production
P6-7	All-SEC Honors & History	14	Bump Day/Honors Tracker	P25	Dudy Noble Field
P8	Head coach Chris Lemonis	15	Stealing on the Mound	P26	Media Roster



2021 Roster

Numerical

#	Name	Pos.	B/T	Ht.	Wt.	Cl./Exp.	Hometown/High School (Previous School)
2	KC Hunt	RHP	L/R	6-3	200	So./Fr.	Wycoff, N.J./Ramapo
3	Scotty Dubrule	IF	L/R	5-10	175	Gr./Sr.	Venice, Fla./Venice (Jacksonville)
4	Rowdey Jordan	OF	S/R	5-10	190	Sr./Jr.	Auburn, Ala./Auburn
5	Tanner Allen	OF	L/R	5-11	190	Sr./Jr.	Theodore, Ala./UMS- Wright Prep
6	Kamren James	IF	R/R	6-2	205	So./Fr.	Southaven, Miss./DeSoto Central
7	Brandon Smith	RHP	R/R	6-3	220	Jr./So.	Richland, Miss./Richland
8	Drew McGowan	OF	L/R	6-1	180	So./Fr.	Hopkinsville, Ky./University Heights Academy
10	Josh Hatcher	IF/OF	L/L	6-2	200	Sr./Jr.	Albany, Ga./Lee County
11	Kellum Clark	IF	L/R	6-4	205	Fr./Fr.	Brandon, Miss./Brandon
12	Davis Meche	IF	L/R	5-10	165	Fr./Fr.	Lake Charles, La./Barbe
13	Davis Rokose	LHP	L/L	6-0	205	So./Fr.	Johns Creek, Ga./Chattahoochee
14	Riley Self	RHP	R/R	6-4	230	Gr./Sr.	Coldwater, Miss./Magnolia Heights School
15	Cade Smith	RHP	L/R	6-1	190	Fr./Fr.	Southaven, Miss./DeSoto Central
17	Stone Simmons	RHP	R/R	6-4	235	So./Fr.	Houston, Texas/ The Kinkaid School (Furman)
18	Chase Patrick	RHP	R/R	5-9	170	So./Fr.	Ellaville, Ga./Schley County (Chattahoochee C.C.)
19	Logan Tanner	C	R/R	6-0	230	So./Fr.	Lucedale, Miss./George County
20	Luke Hancock	C	L/R	5-11	195	Jr./So.	Houston, Miss./Houston
23	Landon Sims	RHP	R/R	6-2	235	So./Fr.	Cumming, Ga./South Forsythe
24	Will Bednar	RHP	R/R	6-2	235	So./Fr.	Valencia, Pa./Mars Area
25	Kyte McDonald	OF	R/R	5-10	180	So./Fr.	San Antonio, Texas/ Antonian
26	Xavier Lovett	RHP	R/R	5-11	185	So./Fr.	Houston, Texas/ Westfield
27	Jackson Fristoe	RHP	R/R	6-4	210	Fr./Fr.	Paducah, Ky./Paducah Tilghman
28	Christian MacLeod	LHP	L/L	6-4	220	Jr./Fr.	Huntsville, Ala./Huntsville
29	Carlisle Koestler	RHP	R/R	5-11	190	Gr./Sr.	Vicksburg, Miss./Warren Central (Southeastern Louisiana)
31	Tanner Leggett	IF	R/R	5-10	155	Sr./Jr.	Raymond, Miss./Central Hinds Academy (Northwest Mississippi C.C.)
32	Parker Stinnett	RHP	R/R	6-1	190	Jr./So.	Oxford, Miss./Oxford (Northwest Mississippi C.C.)
33	Brad Cumbest	OF	R/R	6-5	250	Jr./So.	Hurley, Miss./East Central
35	Preston Johnson	RHP	R/R	6-4	250	Jr./So.	Crystal Springs, Miss./Copiah Academy (Hinds C.C.)
36	Brayland Skinner	OF	L/L	5-10	175	Sr./So.	Lake Cormorant, Miss./Lake Cormorant (Northwest Mississippi C.C.)
37	Eric Cerantola	RHP	R/R	6-5	225	Jr./So.	Oakville, Ontario/Ecole Secondaire Catholique Sainte-Trinite
39	Mikey Tepper	RHP	L/R	6-0	210	Fr./Fr.	Fort Mill, S.C./Fort Mill
40	Jaxen Forrester	RHP	R/R	6-0	195	Sr./Jr.	Spanish Fort, Ala./Spanish Fort (East Mississippi C.C.)
43	Lane Forsythe	IF	R/R	5-10	170	Fr./Fr.	Humboldt, Tenn./Trinity Christian Academy
44	Kace Garner	C	R/R	6-1	195	Jr./So.	Brandon, Miss./ Northwest Rankin (Meridian C.C.)
45	Cam Tullar	LHP	R/L	6-1	215	Jr./So.	Brighton, Mich./Brighton (Wabash Valley (Ill.) College)
47	Drew Talley	RHP	R/R	6-3	220	Sr./Jr.	Huntsville, Ala./Huntsville (Wallace State C.C.-Hanceville)
48	Houston Harding	LHP	L/L	6-1	230	Sr./Jr.	Walls, Miss./Evangelical Christian School (Itawamba C.C.)
50	Brandon Pimentel	IF/OF	L/L	6-3	220	Jr./So.	El Paso, Texas/Socorro (Howard C.C.)
51	Dylan Carmouche	LHP	S/L	6-5	225	Fr./Fr.	Denham Springs, La./LSU Laboratory
55	Spencer Price	RHP	R/R	6-2	235	Gr./Sr.	Olive Branch, Miss./DeSoto Central (Meridian C.C.)

22 Chris Lemonis - Head Coach (Third Season at Mississippi State, Sixth Overall; The Citadel, 1992)

21 Jake Gautreau - Assistant Coach (Fourth Season; Tulane, 2011)

42 Scott Foxhall - Assistant Coach (Third Season; College of Charleston, 2004)

0 Kyle Cheesebrough - Volunteer Assistant Coach (Third Season; Louisville, 2010)

Alphabetical

#	Name	Pos.	B/T	Ht.	Wt.	Cl./Exp.
5	Allen, Tanner	OF	L/R	5-11	190	Sr./Jr.
24	Bednar, Will	RHP	R/R	6-2	235	So./Fr.
51	Carmouche, Dylan	LHP	S/L	6-5	225	Fr./Fr.
37	Cerantola, Eric	RHP	R/R	6-5	225	Jr./So.
0	Cheesebrough, Kyle	Assistant Coach				
11	Clark, Kellum	IF	L/R	6-4	205	Fr./Fr.
33	Cumbest, Brad	OF	R/R	6-5	250	Jr./So.
3	Dubrule, Scotty	IF	L/R	5-10	175	Gr./Sr.
40	Forrester, Jaxen	RHP	R/R	6-0	195	Sr./Jr.
43	Forsythe, Lane	IF	R/R	5-10	170	Fr./Fr.
42	Foxhall, Scott	Assistant Coach				
27	Fristoe, Jackson	RHP	R/R	6-4	210	Fr./Fr.
44	Garner, Kace	C	R/R	6-1	195	Jr./So.
21	Gautreau, Jake	Assistant Coach				
20	Hancock, Luke	C	L/R	5-11	195	Jr./So.
48	Harding, Houston	LHP	L/L	6-1	230	Sr./Jr.
10	Hatcher, Josh	IF/OF	L/L	6-2	200	Sr./Jr.
2	Hunt, KC	RHP	L/R	6-3	200	So./Fr.
6	James, Kamren	IF	R/R	6-2	205	So./Fr.
35	Johnson, Preston	RHP	R/R	6-4	250	Jr./So.
4	Jordan, Rowdey	OF	S/R	5-10	190	Sr./Jr.
29	Koestler, Carlisle	RHP	R/R	5-11	190	Gr./Sr.
31	Leggett, Tanner	IF	R/R	5-10	155	Sr./Jr.
22	Lemonis, Chris	Head Coach				
26	Lovett, Xavier	RHP	R/R	5-11	185	So./Fr.
28	MacLeod, Christian	LHP	L/L	6-4	220	Jr./Fr.
25	McDonald, Kyte	OF	R/R	5-10	180	So./Fr.
8	McGowan, Drew	OF	L/R	6-1	180	So./Fr.
12	Meche, Davis	IF	L/R	5-10	165	Fr./Fr.
18	Patrick, Chase	RHP	R/R	5-9	170	Sr./Jr.
50	Pimentel, Brandon	IF/OF	L/L	6-3	220	Jr./So.
55	Price, Spencer	RHP	R/R	6-2	235	Gr./Sr.
13	Rokose, Davis	LHP	L/L	6-0	205	So./Fr.
14	Self, Riley	RHP	R/R	6-4	230	Gr./Sr.
17	Simmons, Stone	RHP	R/R	6-4	235	So./Fr.
23	Sims, Landon	RHP	R/R	6-2	235	So./Fr.
36	Skinner, Brayland	OF	L/L	5-10	175	Sr./So.
7	Smith, Brandon	RHP	R/R	6-3	220	Jr./So.
15	Smith, Cade	RHP	L/R	6-1	190	Fr./Fr.
32	Stinnett, Parker	RHP	R/R	6-1	190	Jr./So.
47	Talley, Drew	RHP	R/R	6-3	220	Sr./Jr.
19	Tanner, Logan	C	R/R	6-0	230	So./Fr.
39	Tepper, Mikey	RHP	L/R	6-0	210	Fr./Fr.
45	Tullar, Cam	LHP	R/L	6-1	215	Jr./So.

Pronunciation Guide

Dylan Carmouche	car-MOO-sh
Eric Cerantola	Sare-an-TOE-la
Scotty Dubrule	Duh-bruul
Jaxen Forrester	Jackson Forest-er
Jake Gautreau	Go-TRO (long o)
Rowdey Jordan	Rouw-D
Carlisle Koestler	Car-lie-ul Kess-lur
Chris Lemonis	Luh-MOE-niss
Xavier Lovett	Pronounce the X
Christian MacLeod	Mc-CLOUD
Davis Meche	Mesh
Brandon Pimentel	Pim-in-tell
Davis Rokose	Row-cohs
Mikey Tepper	Mike-EE
Cam Tullar	TUH-lur

Program Quick Facts

School Information

Location	Starkville, Mississippi
Founded	1878
Enrollment	22,226
President	Dr. Mark E. Keenum
Faculty Representative	Dr. Steven Turner
Director of Athletics	John Cohen
Twitter	@JohnCohenAD
Affiliation	NCAA Division I
Conference	Southeastern - Western Division
Nickname	Bulldogs
Colors	Maroon and White

Stadium

Name	Dudy Noble Field, Polk-DeMent Stadium
Capacity	15,000+
Field Dimensions	Left-330, Left Center-385, Center-400, Right Center-380, Right-305

2020 Team Information

Overall Record (SEC; Finish)	12-4 (--)
Home/Away/Neutral	10-2/1-2/2-0
Postseason	--
Lettermen Returning/Lost	24/7
Position Starters Returning/Lost	8/2
Pitchers Returning/Lost	12/2
Newcomers	19 (10 Freshmen, 9 Transfers)

Program Information

First Year of Baseball	1885 (131st season)
First Year in SEC	1933 (Charter Member)
All-Time Record (Win %)	2,744-1,593-29 (.631)
All-Time SEC Record (Win %)	978-829-3 (.540)
SEC Championships (Last)	11 (2016)
SEC Tournament Championships (Last)	7 (2012)
NCAA Tournaments (Last)	38 (2019)
NCAA Super Regionals (Last)	9 (2019)
College World Series (Last)	11 (2019)

Scorecard Summaries

2021 statistics listed | Probable starters based on previous games

Pos.	Name	Elg.	B/T	Ht./Wt.	Avg.	R	H	RBI	Notes
C	Logan Tanner	Fr. (2Y)	R/R	6-0/230	.286	35	54	40	Newcomer All-SEC; First collegiate hit was a home run; Team best 11 home runs; Has thrown out 10 of 30 potential base stealers (30%); His 20 stolen bases are the fewest in the SEC (min. 30 attempts against)
1B	Luke Hancock	So.	L/R	5-11/195	.268	35	49	51	Hit walk-off grand slam in middle game vs. Tulane (2/27); Hit two home runs against Samford (3/16); Career on-base percentage of .403
2B	Scotty Dubrule	Gr.	L/R	5-10/175	.287	36	49	22	NCAA career active leader in hits (298) and games played (249); Owns 13 multi-hit games in 2021
SS	Lane Forsythe	Fr.	R/R	5-10/170	.262	28	37	17	Made first career start against Kent State (3/7) and capped no-hitter with over-the-shoulder grab for final out
3B	Tanner Leggett	Jr.	R/R	5-10/155	.234	17	18	9	Hit first career HR vs. UAB (4/20); Has seen time at all four infield positions in 2021
LF	Kellum Clark	Fr.	L/L	6-2/200	.279	14	12	7	Started the last eight games, starting with series finale at South Carolina (5/9); Owns nine hits, eight runs scored and three RBIs in his last eight games
CF	Rowdey Jordan	Jr.	S/R	5-10/190	.315	57	63	38	Owns 219 career hits and 22 home runs; Career batting average of .307; Made 186 career starts in the outfield Second-team All-SEC; One of two SEC hitters to reach base in all 30 SEC games; Second-team All-SEC pick in the outfield
RF	Tanner Allen	Jr.	L/R	5-11/190	.387	54	79	53	Career .334 hitter with 260 hits, 169 RBIs and 158 runs scored; Hit over .400 against five of 10 SEC opponents in 2021; SEC Player of the Year; Only SEC hitter with a .300 average and top-10 ranking in the conference in runs scored, hits and RBIs (overall games); Reached base in 50 of 52 games; One of four hitters nationally - two in the Power 5 - with 50 runs scored, 70 hits and 50 RBIs in the regular season
DH	Kamren James	Fr. (2Y)	R/R	6-2/205	.267	36	51	47	Has at least one RBI in 23 games this season; Tabbed SEC Newcomer of the Week after hitting .467 during week eight (Southern, at Auburn)

SEC Tournament Nuggets

- Mississippi State will enter its 35th appearance in the bracket format of the SEC Tournament with a 66-55 all-time mark at the event.
- The Diamond Dawgs also made eight appearances in the SEC Championship Series between 1948-71, with a mark of 15-7.
- State has won seven SEC Tournament titles and claimed six of the SEC Championship Series it played in.
- Mississippi State will enter the 2021 event as the No. 3 seed, which is the most common seed for MSU at the event. The Diamond Dawgs enter as the No. 3 seed for the eighth time. (1978, 85, 88, 90, 91, 92, 2000, 21)
- Florida is the second-most played opponent at the SEC Tournament, with MSU owning a 6-10 record.
- State won six of the first 10 meetings at the SEC Tournament, but Florida has won six straight decisions at the event.
- MSU and UF met in the 1962 SEC Championship Series, as well, with Florida winning two of three games.
- The most played opponent at the SEC Tournament is LSU. The Bulldogs and Tigers have tangled 20 times at the event, including the epic 17-inning contest at the 2019 tournament. The two teams are even at 10-10.
- Mississippi State's school record for longest game is 17 innings. It has happened three times, including twice at the SEC Tournament. Including the LSU game in 2019, State also played 17 innings against Missouri at the 2013 event.
- In 34 previous appearances at the SEC Tournament Mississippi State has won at least one game in 30 of those and posted multiple wins in 19 of those.
- In terms of the all-tournament team, 64 student-athletes have earned 71 total honors. Of the seven student-athletes earning multiple honors, those include **Jeff Brantley**, **Adam Frazier** and **Bobby Thigpen**, among others.

Career Situational Statistics

Runners On Base (H-AB)

Name	'18	'19	'20	'21	Total	Avg.
Allen, Tanner	48-143	55-152	5-16	41-112	149-423	.352
Clark, Kellum	--	--	--	7-24	7-24	.292
Cumbest, Brad	--	11-28	1-8	10-45	22-81	.272
Dubrule, Scotty	--	--	--	29-79	29-79	.367
Forsythe, Lane	--	--	--	22-66	22-66	.333
Garner, Kace	--	--	--	2-9	2-9	.222
Hancock, Luke	--	8-18	3-11	30-96	41-125	.328
Hatcher, Josh	19-92	20-56	6-28	14-61	59-237	.249
James, Kamren	--	--	10-29	30-108	40-137	.292
Jordan, Rowdey	34-102	44-142	7-21	26-78	111-343	.324
Leggett, Tanner	--	--	1-7	9-43	10-50	.200
McDonald, Kyte	--	--	--	4-10	4-10	.400
McGowan, Drew	--	--	0-4	4-21	4-25	.160
Meche, Davis	--	--	--	2-8	2-8	.250
Pimentel, Brandon	--	--	8-30	3-8	11-38	.289
Skinner, Brayland	--	--	--	9-35	9-35	.257
Tanner, Logan	--	--	5-23	26-90	31-113	.274
TOTAL					553-1,803	.307

Runners in Scoring Position (H-AB)

Name	2018	2019	2020	2021	Total	Avg.
Allen, Tanner	26-92	36-101	3-9	25-64	90-266	.338
Clark, Kellum	--	--	--	3-15	3-15	.200
Cumbest, Brad	--	6-17	0-4	7-32	13-53	.245
Dubrule, Scotty	--	--	--	18-45	18-45	.400
Forsythe, Lane	--	--	--	15-47	15-47	.319
Garner, Kace	--	--	--	2-6	2-6	.333
Hancock, Luke	--	9-25	2-6	22-70	33-101	.327
Hatcher, Josh	9-52	15-34	3-17	4-31	31-134	.231
James, Kamren	--	--	7-16	18-60	25-76	.329
Jordan, Rowdey	17-57	28-82	5-13	18-54	68-206	.330
Leggett, Tanner	--	--	0-3	3-25	3-28	.107
McDonald, Kyte	--	--	--	2-7	2-7	.286
McGowan, Drew	--	--	0-1	3-10	3-11	.273
Meche, Davis	--	--	--	1-5	1-5	.200
Pimentel, Brandon	--	--	5-16	3-4	8-20	.400
Skinner, Brayland	--	--	--	9-25	9-25	.360
Tanner, Logan	--	--	3-15	18-56	21-71	.296
TOTAL					345-1,116	.309

Inside The Series

Scouting The Opponent

- Florida enters with a top-15 ranking nationally and a 36-19 overall record after defeating Kentucky in the first round of the SEC Tournament.
- The Gators enter with a .277 batting average and average 6.4 runs on 9.4 hits in 55 games. As a pitching staff, Florida limits opponents to a .246 batting average with a 4.25 ERA.
- Jud Fabian has hit 20 of UF's 67 home runs and owns a team-best 46 RBIs. Jacob Young leads a group of three Gator hitters with a .300 average as his team-high 72 hits have led to a .309 average.
- Nathan Hickey owns a .304 batting average with 62 hits and 47 RBIs. He has walked 41 times and struck out 38 on the year.
- Hunter Barco has been one of the top pitchers in the conference this season, as the second-year freshman is 9-2 with a 4.04 ERA and 92 strikeouts in 75 2/3 innings of work.
- Jack Leftwich has filled both the role of starting pitcher and reliever for the Gators in 2021, owning 21 appearances (six starts) with a 7-4 record and team-high five saves.

Series Notes

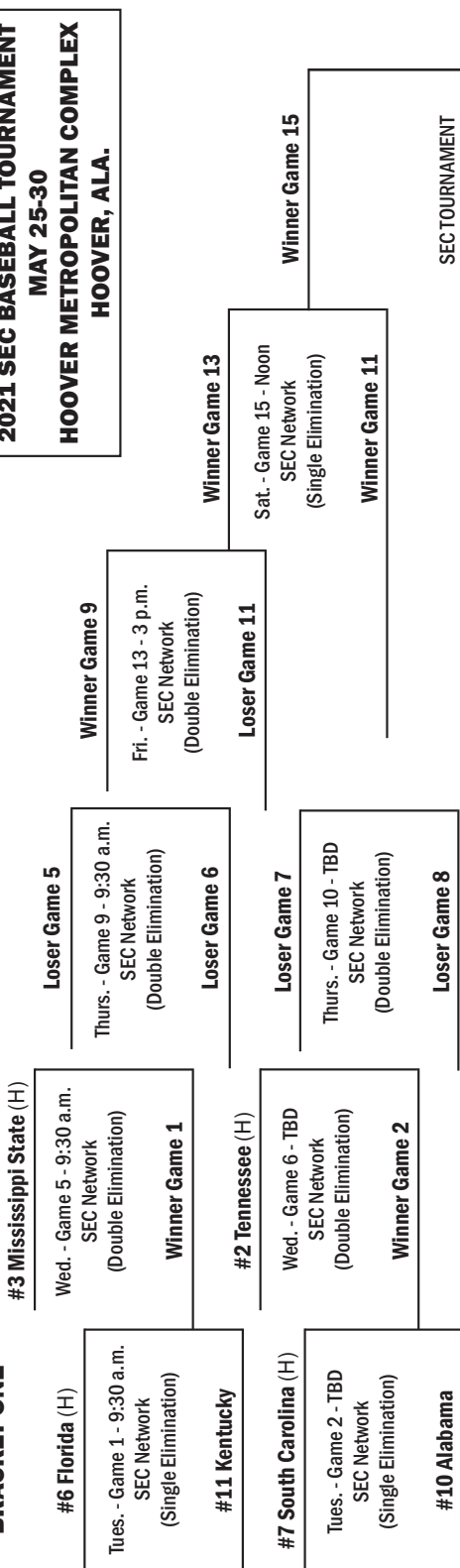
- Mississippi State and Florida will meet for the 119th time on Wednesday morning at the SEC Tournament. The Gators lead the series over the Bulldogs, 66-52.
- | | |
|------------------|---------------------|
| Overall | Florida leads 66-52 |
| SEC Tournament: | Florida leads 10-6 |
| NCAA Tournament: | Tied 2-2 |
| In Starkville | Florida leads 27-25 |
| In Gainesville | Florida leads 32-23 |
| Neutral Site | Florida leads 7-4 |
- The last regular season meeting came during the 2019 season, when Mississippi State won two of three meetings to open SEC play on March 15-16 in Gainesville.
 - State has won five of the last six meetings between the two programs, as the Bulldogs swept then-No. 1 Florida in Starkville to end the 2018 regular season and followed with two wins in Gainesville during the 2019 season.
 - Mississippi State won the first 10 meetings between the two programs, starting on April 25-26, 1923.
 - Six of the last 25 meetings have come in postseason play, with three in the 2011 NCAA Super Regional and four at the SEC Tournament.

Series History

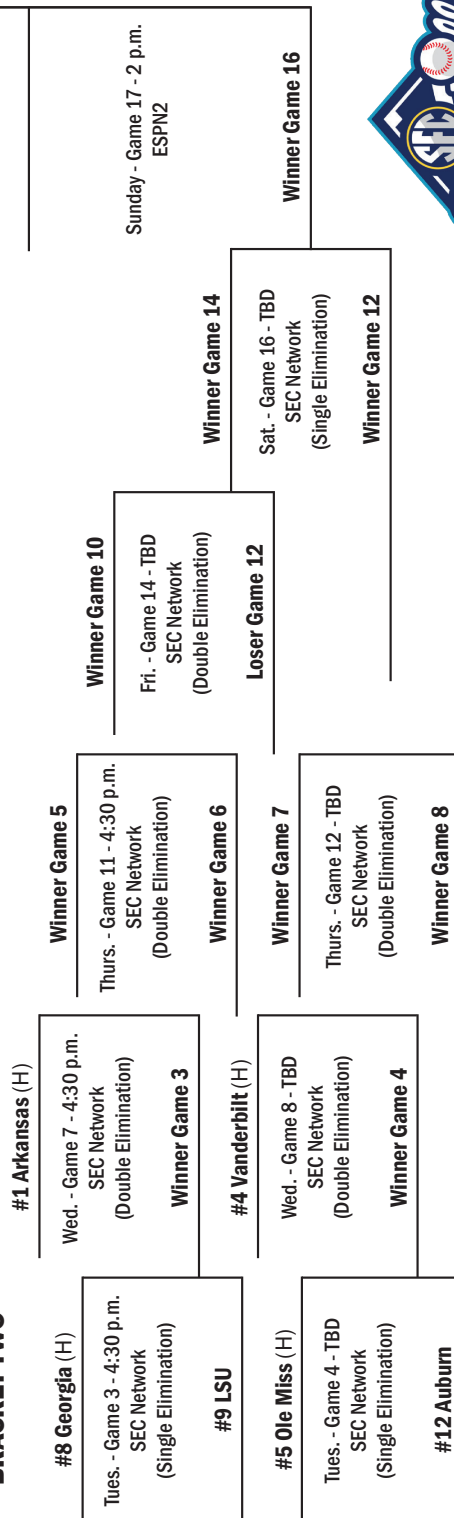
Date	Location	Rankings		Result
		MSU	UF	
5/25/2011 #	Hoover, Ala.	--	3	UF, 5-7
6/10/2011 !	Gainesville, Fla.	16	1	UF, 1-11
6/11/2011 !	Gainesville, Fla.	16	1	MSU, 4-3
6/12/2011 !	Gainesville, Fla.	16	1	UF, 6-8
5/11/2012	Gainesville, Fla.	25	6	UF, 1-4
5/12/2012	Gainesville, Fla.	25	6	MSU, 2-0
5/13/2012	Gainesville, Fla.	25	6	UF, 1-2
4/5/2013	Starkville	--	--	MSU, 7-3
4/6/2013	Starkville	--	--	MSU, 2-0
4/7/2013	Starkville	--	--	UF, 3-8
5/23/2014 #	Hoover, Ala.	18	7	UF, 1-5
4/17/2015	Starkville	--	8	UF, 3-6
4/18/2015	Starkville	--	8	UF, 1-2
4/19/2015	Starkville	--	8	UF, 5-10
4/8/2016	Gainesville, Fla.	5	1	UF, 2-8
4/9/2016	Gainesville, Fla.	5	1	MSU, 10-4
4/10/2016	Gainesville, Fla.	5	1	MSU, 2-1
5/27/2016 #	Hoover, Ala.	2	4	UF, 2-12 (7)
5/26/2017 #	Hoover, Ala.	18	5	UF, 3-12
5/17/2018	Starkville	--	1	MSU, 6-3
5/18/2018	Starkville	--	1	MSU, 12-4
5/19/2018	Starkville	--	1	MSU, 13-6
3/15/2019	Gainesville, Fla.	7	4	MSU, 6-5
3/16/2019	Gainesville, Fla.	7	4	MSU, 10-5
3/16/2019	Gainesville, Fla.	7	4	UF, 2-4

Rankings from Baseball America | # - SEC Tournament | ! - NCAA Tournament

BRACKET ONE



BRACKET TWO



All times Central
 The second game of each session will begin approximately 30 minutes after the conclusion of the first game.
 TV Network designations subject to change.
 (H) Indicates home team



SEC Tournament History

Playoff Format

1948		3-0 (1st)
vs. Auburn	W	6-2
vs. Auburn	W	8-5
vs. Auburn	W	4-3

1949		3-1 (1st)
Kentucky	W	6-3
Kentucky	W	9-2
at Kentucky	L	2-3
at Kentucky	W	7-5

1953		0-2 (2nd)
vs. Georgia	L	1-3
vs. Georgia	L	0-1

1962		1-2 (2nd)
at Florida	L	3-8
Florida	W	3-2
Florida	L	7-8

1965		2-1 (1st)
Auburn	W	10-1
at Auburn	L	2-3
at Auburn	W	2-1

1966		2-0 (1st)
at Tennessee	W	7-4
Tennessee	W	9-3

1970		2-1 (1st)
at Tennessee	L	4-8
Tennessee	W	4-3
Tennessee	W	1-0

1971		2-0 (1st)
Vanderbilt	W	5-1
at Vanderbilt	W	3-1

Four-Team Format

1977	Oxford, Miss.	1-2 (3rd)
vs. Florida	L	1-3
vs. Vanderbilt	W	15-2
at Ole Miss	L	3-11

1978	Gainesville, Fla.	3-2 (2nd)
at Florida	W	8-3
vs. Auburn	L	7-10
vs. Georgia	W	9-3
vs. Auburn	W	3-2
vs. Auburn	L	5-8

1979	Starkville, Miss.	3-0 (1st)
KENTUCKY	W	6-5
LSU	W	12-5
FLORIDA	W	12-11

1981	Starkville, Miss.	1-2 (3rd)
KENTUCKY	W	3-2
FLORIDA	L	3-8
KENTUCKY	L	2-3

1983	Starkville, Miss.	2-2 (2nd)
TENNESSEE	L	11-20
FLORIDA	W	5-3
TENNESSEE	W	9-4
ALABAMA	L	9-10

1984	Gainesville, Fla.	1-2 (3rd)
vs. Tennessee	L	11-13
vs. Alabama	W	8-4
vs. Tennessee	L	3-8

1985	Baton Rouge, La.	3-0 (1st)
vs. Florida	W	8-3
vs. Georgia	W	2-0
vs. Georgia	W	8-3

Six-Team Format

1987	Athens, Ga.	4-0 (1st)
at Georgia	W	6-5
vs. Florida	W	5-4
vs. Auburn	W	4-3
vs. LSU	W	13-3

1988	Starkville, Miss.	3-2 (2nd)
AUBURN	W	10-7
KENTUCKY	W	6-5
GEORGIA	W	4-2
FLORIDA	L	1-3
FLORIDA	L	3-5

1989	Gainesville, Fla.	1-2 (T-4th)
vs. Auburn	L	3-5
vs. Alabama	W	11-10
vs. Georgia	L	6-15

1990	Hoover, Ala.	4-1 (T-1st)
vs. Auburn	W	16-2
vs. LSU	L	8-17
vs. Florida	W	8-2
vs. Vanderbilt	W	17-9
vs. LSU	W	3-1

1991	Baton Rouge, La.	2-2 (3rd)
vs. Alabama	W	15-10
at LSU	L	2-8
vs. Auburn	W	1-0
at LSU	L	4-9

Eight-Team Format

1992	New Orleans, La.	1-2 (5th)
vs. Georgia	L	4-6
vs. Auburn	W	4-1
vs. Georgia	L	3-6

Six-Team Format

1993	Baton Rouge, La.	3-2 (2nd)
vs. Arkansas	L	2-5
at LSU	W	5-3
vs. Ole Miss	W	3-2
vs. Auburn	W	13-10
at LSU	L	3-7

1994	Oxford, Miss.	2-2 (3rd)
at Ole Miss	W	4-1
vs. Auburn	L	1-2
at Ole Miss	W	10-2
vs. Auburn	L	5-9

1995	Starkville, Miss.	1-2 (5th)
AUBURN	W	1-0
LSU	L	6-14
ALABAMA	L	3-6

Eight-Team Format

1996	Hoover, Ala.	1-2 (5th)
vs. Vanderbilt	W	8-5
vs. Florida	L	5-6 (10)
vs. Kentucky	L	1-4

1997	Columbus, Ga.	1-2 (5th)
vs. South Carolina	W	12-9
vs. Alabama	L	3-16
vs. Auburn	L	4-5

1998	Hoover, Ala.	2-2 (4th)
vs. South Carolina	W	9-8
vs. Arkansas	L	3-10
vs. LSU	W	7-5
vs. Arkansas	L	3-7

1999	Hoover, Ala.	2-2 (4th)
vs. South Carolina	W	7-5 (10)
vs. Alabama	L	3-4
vs. Ole Miss	W	2-0
vs. Alabama	L	11-12

2000	Hoover, Ala.	0-2 (T-7th)
vs. Alabama	L	3-9
vs. Georgia	L	0-5

2001	Hoover, Ala.	4-1 (1st)
vs. South Carolina	W	2-1
vs. Georgia	W	8-4
vs. South Carolina	L	6-7
vs. South Carolina	W	1-0
vs. LSU	W	4-1

2002	Hoover, Ala.	1-2 (5th)
vs. Alabama	L	2-12
vs. Georgia	W	10-3
vs. Florida	L	0-5

2003	Hoover, Ala.	2-2 (4th)
vs. Ole Miss	W	5-4 (12)
vs. LSU	L	2-7
vs. Ole Miss	W	4-1
vs. LSU	L	5-17

2005	Hoover, Ala.	4-0 (1st)
vs. LSU	W	9-2
vs. South Carolina	W	6-2
vs. Tennessee	W	3-2
vs. Ole Miss	W	4-1

2007	Hoover, Ala.	0-2 (T-7th)
vs. Ole Miss	L	1-3
vs. Vanderbilt	L	2-3

2011	Hoover, Ala.	0-2 (T-7th)
vs. Florida	L	5-7
vs. Arkansas	L	2-7

10-Team Format

2012	Hoover, Ala.	5-1 (1st)
vs. Arkansas	W	9-1
vs. LSU	W	3-2
vs. Kentucky	L	1-5
vs. LSU	W	4-3 (10)
vs. Kentucky	W	2-1
vs. Vanderbilt	W	3-0

12-Team Format

2013	Hoover, Ala.	3-1 (T-3rd)
vs. Missouri	W	2-1 (17)
vs. South Carolina	W	5-3
vs. Texas A&M	W	6-4
vs. Vanderbilt	L	8-16

2014	Hoover, Ala.	2-2 (T-5th)
vs. Georgia	W	5-4 (10)
vs. South Carolina	W	12-0 (7)
vs. Kentucky	L	6-7
vs. Florida	L	1-5

2016	Hoover, Ala.	1-2 (T-5th)
vs. Alabama	W	4-1
vs. LSU	L	2-6
vs. Florida	L	2-12

2017	Hoover, Ala.	2-2 (T-5th)
vs. Georgia	W	3-0
vs. Arkansas	W	4-3
vs. Florida	L	3-12
vs. Arkansas	L	2-9

2018	Hoover, Ala.	0-1 (T-9th)
vs. LSU	L	5-8

2019	Hoover, Ala.	1-2 (T-5th)
vs. LSU	W	6-5 (17)
vs. Vanderbilt	L	0-1
vs. LSU	L	2-12

SEC All-Tournament Team

Year	Pos.	Player	
1978	C	Russ Aldrich	
	OF	Del Bender	
	P	Jack Lazorko	
	3B	John McDonald	
1979	OF	Mike Kelley	MVP
	OF	Bob Kocol	
	P	Ken Kurtz	
	C	John McDonald	
	1B	Tim Weisheim	
1981	OF	Mark Gillaspie	
	UT	Dave Klipstein	
	P	Don Mundie	
	3B	Lou Sottile	
1983	P	Jeff Brantley	
	OF	Rafael Palmeiro	
	SS	Bob Parker	
	2B	Pete White	
1984	SS	Bob Parker	
	DH	Bobby Thigpen	
1985	P	Jeff Brantley	
	C	Roark McDonald	
	P	Gene Morgan	MVP
	3B	John Scott	
	2B	Gator Thiesen	
	OF	Bobby Thigpen	
	OF	Dan Van Cleve	
1987	P	Terry Ellis	
	DH	Richie Grayum	
	OF	Jody Hurst	
	1B	John Mitchell	
	OF	Dan Paradoa	MVP
1988	SS	Brad Hildreth	
	1B	Tommy Raffo	
	C	Barry Winford	
1990	P	Jon Harden	MVP
	3B	Burke Masters	
	OF	David Mitchell	
	2B	Scott Mitchell	
	1B	Tommy	Raffo
	P	Bobby Reed	
1991	3B	Chuck Daniel	
	2B	Paul Petruilis	
	P	B.J. Wallace	
1993	DH	Steve Hegan	
	P	Gary Rath	
	OF	Ricky Joe Redd	
1994	OF	Ricky Joe Redd	
1995	P	Eric DuBose	
1996	SS	Brad Freeman	
1999	P	Tanner Brock	
	DH	Travis Chapman	
	OF	Jamie Rock	
2001	DH	Jon Knott	
	P	Brandon Medders	
	OF	Josh West	
	P	Chris Young	MVP
2003	2B	Thomas Berkery	
	P	Jamie Gant	
	3B	Steve Gendron	
2005	OF	Jeff Butts	MVP
	P	Todd Doolittle	
	2B	Jeffrey Rea	
2012	SS	Adam Frazier	MVP
	OF	Demarcus Henderson	
	P	Jonathan Holder	
2013	SS	Adam Frazier	
	OF	Hunter Renfroe	
2014	OF	C.T. Bradford	
	C	Gavin Collins	
2016	P	Zac Houston	
2019	1B	Tanner Allen	



2021 SEC Awards

Specialty Award Winners

Player of the Year: Tanner Allen, Mississippi State

Pitcher of the Year: Kevin Kopps, Arkansas
Newcomer of the Year: Jack Leiter, Vanderbilt
Freshman of the Year: Enrique Bradfield, Jr., Vanderbilt
Coach of the Year: Dave Van Horn, Arkansas
Scholar-Athlete of the Year: Tim Elko, Ole Miss

First-Team All-SEC

C: Sam Praytor, Alabama
1B: Will Frizzell, Texas A&M
2B: Robert Moore, Arkansas
3B: Jake Rucker, Tennessee
SS: Liam Spence, Tennessee
OF: Tanner Allen, Mississippi State
OF: Enrique Bradfield Jr., Vanderbilt
OF: Jud Fabian, Florida
DH/UT: Matt Goodheart, Arkansas
SP: Kumar Rocker, Vanderbilt
SP: Doug Nixhazy, Ole Miss*
SP: Jack Leiter, Vanderbilt*
RP: Kevin Kopps, Arkansas

Second-Team All-SEC Team

C: Hayden Dunhurst, Ole Miss
1B: Tre' Morgan, LSU
2B: Peyton Wilson, Alabama
3B: Justin Bench, Ole Miss
SS: Ryan Bliss, Auburn
OF: Dylan Crews, LSU
OF: Christian Franklin, Arkansas
OF: Rowdey Jordan, Mississippi State
DH/UT: Wes Clarke, South Carolina
SP: Landon Marceaux, LSU
SP: Patrick Wicklander, Arkansas
RP: Landon Sims, Mississippi State

Freshman All-SEC

Tre' Morgan, LSU
Enrique Bradfield Jr., Vanderbilt
Dylan Crews, LSU
Cayden Wallace, Arkansas
Jacob Gonzalez, Ole Miss
TJ McCants, Ole Miss
Blade Tidwell, Tennessee
Will Sanders, South Carolina
Jordan Thompson, LSU
Jaden Woods, Georgia
Corey Collins, Georgia
Jack Bulger, Vanderbilt*
Sterlin Thompson, Florida*

Newcomer All-SEC

Jack Leiter, Vanderbilt
Robert Moore, Arkansas
Landon Sims, Mississippi State
Hayden Dunhurst, Ole Miss
Zane Denton, Alabama
Will Bednar, Mississippi State
Hunter Barco, Florida
Peyton Wilson, Alabama
Logan Tanner, Mississippi State
Carter Young, Vanderbilt
Nathan Hickey, Florida
Peyton Pallette, Arkansas

* Ties in voting are not broken

Allen Tabbed SEC Player of the Year; Five Earn Postseason SEC Awards

For the second time in the last four seasons, the SEC Player of the Year hails from Mississippi State, as junior **Tanner Allen** was named the conference's top player and five total Diamond Dawgs earned honors from the conference office on Monday (May 24).

With Allen's player of the year award, Mississippi State has captured six specialty awards in the last five seasons, including **Brent Rooker's** Southeastern Conference Player of the Year award in 2017. **Ethan Small** (Pitcher of the Year) and **JT Ginn** (Freshman of the Year) each won an award in 2019, and **John Cohen** (Coach of the Year) and **Jake Mangum** (Freshman of the Year) each won an award in 2016.

Allen was also tabbed first-team All-SEC to give State a first-team honoree in eight of the last nine years, with 16 total selections over that span.

The second-team All-SEC squad included **Rowdey Jordan** (OF) and **Landon Sims** (RP), while the SEC All-Newcomer team had three Bulldogs as a part of it: Sims, **Will Bednar** and **Logan Tanner**. The All-Newcomer list was formed for the 2021 season to honor those freshmen that played their first season during the COVID-19 pandemic.

Allen has been at his best against the best in college baseball, as the left-handed hitter led the SEC in overall batting average (.387) and was the only SEC hitter to finish with a average over .400 in SEC play (.411). Allen produced 25 multi-hit games and 17 multi-RBI contests this season and reached base multiple times in 36 of 52 games played. Allen was the only SEC student-athlete to rank among the top-10 in average, on-base percentage, slugging percentage, runs scored, RBIs, total bases and hits in the regular season.

On the season, Allen hit .300-or-better against eight of 10 SEC opponents, including a .400 average against Auburn, Vanderbilt and Texas A&M. He hit .500 against Missouri and .615 in three games at South Carolina. In conference play, Allen was on base in 29 of 30 games with a conference-leading 16 multi-hit and 12 multi-RBI contests. The left-handed hitter led the SEC in conference-only average (.411), hits (51) and total bases (87). He was the only SEC hitter to post a .400 average and 50 hits in conference only games in 2021.

Allen one of two Power 5 hitters – and one of four nationally – to produce at least 50 runs scored, 70 hits and 50 RBIs in the regular season. Allen currently sits among the top 35 nationally in hits (No. 6; 79), triples (No. 9; 5), runs scored (No. 26; 53), total bases (No. 28; 126) and batting average (No. 35; .387).

Jordan was one of two Southeastern Conference hitters to reach base safely in all 30 SEC games this season and ended the year hitting .333 in conference only games with a SEC-leading 34 runs scored versus conference foes. He ranked No. 4 in SEC play with a .469 on-base percentage, which included 39 hits, 19 walks and 11 hit-by-pitch to just 17 strikeouts.

Overall, Jordan carries a 38-game reached base streak into the postseason, which is the fourth longest single season streak at MSU since 2002. He has 16 multi-hit and nine multi-RBI games and is riding a career-long 12-game hitting streak. Overall in 2021, Jordan has 63 hits, 38 RBIs and a team-best 57 runs scored. His .315 batting average is bolstered by a .431 on-base percentage.

Sims started the season with a monster outing against Texas in the series opener with four perfect innings of relief and 10 strikeouts and did not slow down. He finished the season as one of the most dominant bullpen arms in the nation. Overall, Sims owns a .049 ERA, 0.72 WHIP and 73 strikeouts in 37 innings of work. He limited opponents to a .120 batting average on his way to a 3-0 record and eight saves. Two wins and four saves came against ranked opponents and seven of his eight saves came in SEC play. Of his 111 outs recorded, 66% came via strikeout.

Of his 17 appearances, Sims did not allow a run of his own in 15 of those and stranded five of eight inherited runners on the season. He held opponents to one-or-fewer base runners in 10 of the appearances and factored into 11 decisions. In his 17 appearances, Mississippi State won 16 games he pitched in. Sims did not hit a batter during the regular season and threw just two wild pitches.

In SEC play, Sims owned 12 appearances with a 0.36 ERA and 43 strikeouts in 25 1/3 innings of work. He allowed only one run on nine hits with nine walks in SEC appearances. Hitters posted a .108 batting average and just one hit went for extra bases in SEC play.

In his first full season on campus, Bednar was up to the task in his first tour through the SEC with his six victories against conference teams ranking just behind the SEC leaders (five tied with 7). In 10 starts in the SEC, Bednar was a part of two shutouts and owned a 3.27 ERA in 55 innings of work. He struck out 83 batters – including four double-digit strikeout games – walked just 16 and SEC competition hit only .229 against the right-hander.

Overall, Bednar is closing in on becoming the 25th MSU pitcher to reach 100 strikeouts in a single season as he has fanned 97 in 62 innings of work. He allowed just 20 earned runs over 13 appearances and help opponents to a .217 batting average. He walked just 16 and hit only four batters to post a 2.90 ERA, which was No. 8 among SEC pitchers this season. His 14.08 strikeouts per nine innings pitched ranks No. 9 nationally.



All-SEC

Year	Pos.	Player	Honor
1941	P	David Ferriss	First Team
1942	P	David Ferriss	First Team
1948	P	Phil Brandon	First Team
	OF	John Grace	First Team
	SS	Alex Grammas	First Team
1949	2B	Jimmy Bragan	First Team
	P	Phil Brandon	First Team
	C	Moss Cowart	First Team
	SS	Alex Grammas	First Team
	OF	Lee Watts	First Team
1950	P	Joe Sheppard	First Team
1951	SS	Dan Murphy	First Team
1952	SS	Dan Murphy	First Team
1953	2B	Frank Bragan	First Team
	RF	Lewis Gilardoni	First Team
	P	Curt Monroe	First Team
	SS	Jackie Parker	Second Team
1954	C	Braxton Nail	First Team
	LF	Jackie Parker	First Team
1955	1B	Frank McNally	First Team
	C	Braxton Nail	First Team
1957	2B	Don Gardiner	First Team
1958	1B	Jim Boring	First Team
	3B	Doug Litton	First Team
	OF	Charlie Turner	First Team
1960	UTL	Gary Dempsey	First Team
1962	OF	Bill Etheridge	First Team
	3B	Hal Green	First Team
	P	Frank Montgomery	First Team
	C	Art Nester	First Team
1963	OF	Bill Etheridge	First Team
1964	OF	Mike Burns	First Team
	P	Ken Tatum	First Team
	OF	Del Unser	First Team
1966	3B	Don Bell	First Team
	P	Ken Tatum	First Team
	OF	Del Unser	First Team
1967	1B	Gary Washington	First Team
1968	C	Sam Fletcher	First Team
	OF	Jim Howarth	First Team
1969	OF	Manuel Washington	First Team
1970	P	Brantley Jones	First Team
	UTL	Dave Phares	First Team
	1B	Jocko Potts	First Team
	C	Fred Yilling	First Team
1971	SS	Bobby Crosswell	First Team
	OF	Ted Milton	First Team
	P	Mike Proffitt	First Team
	3B	Phil Still	First Team
	P	Jerry Thompson	First Team
1973	2B	Dale Holland	First Team
1974	C	Rick Davidson	First Team
	UTL	Wayne Pinkerton	First Team
1977	C	Russ Aldrich	First Team
	1B	Jim Kallaher	First Team
	OF	Mike Kelley	First Team
	P	Jack Lazorko	First Team
	OF	Nat Showalter	First Team
1978	C	Russ Aldrich	First Team
	OF	Del Bender	First Team
	P	Jack Lazorko	First Team
1979	OF	Mike Kelley	First Team
	OF	Bob Kocol	First Team
	P	Ken Kurtz	First Team
	C	John McDonald	First Team
1980	OF	Mark Gillaspie	First Team
1981	1B	Bruce Castoria	First Team
	OF	Mark Gillaspie	First Team
	P	Steve Susce	First Team
1982	DH	Bruce Castoria	First Team
	OF	Dave Klipstein	First Team
1983	P	Hans Herzog	First Team
	DH	Rafael Palmeiro	First Team
	OF	Brad Winkler	First Team
1984	P	Jeff Brantley	First Team
	1B	Will Clark	First Team
	OF	Rafael Palmeiro	First Team
	2B	Gator Thiesen	First Team
1985	P	Jeff Brantley	First Team
	1B	Will Clark	First Team
	P	Gene Morgan	First Team

Year	Pos.	Player	Honor
1986	OF	Dan Paradoa	First Team
1988	DH	Richie Grayum	Second Team
	OF	Jody Hurst	First Team
	1B	Tommy Raffo	Second Team
	P	Bobby Reed	Second Team
	3B	Pete Young	First Team
1989	OF	Jody Hurst	First Team
	2B	Burke Masters	First Team
	1B	Tommy Raffo	First Team
	C	Barry Winford	Second Team
	3B	Pete Young	Second Team
1990	OF	John Cohen	First Team
	1B	Tommy Raffo	First Team
	P	Bobby Reed	Second Team
1991	2B	Charlie Anderson	Second Team
	P	Jay Powell	Second Team
1992	OF	Rex Buckner	Second Team
	P	Jon Harden	First Team
	SS	Paul Petrusis	Second Team
	P	B.J. Wallace	First Team
1993	OF	Rex Buckner	Second Team
	P	Carlton Loewer	Second Team
	SS	Paul Petrusis	Second Team
	OF	Ricky Joe Redd	Second Team
1994	P	Gary Rath	First Team
1995	OF	David Hayman	Second Team
1996	P	Eric DuBose	First Team
	C	Blake Anderson	Second Team
	DH	Rob Hauswald	Second Team
1997	OF	Brooks Bryan	Second Team
	P	Eric DuBose	Second Team
	P	Van Johnson	Second Team
	3B	Adam Piatt	Second Team
1998	1B	Richard Lee	Second Team
	P	Jeremy Jackson	Second Team
	OF	Brian Wiese	Second Team
1999	OF	Brian Wiese	First Team
	1B	Cliff Wren	First Team
	DH	Ty Martin	Second Team
2000	3B	Travis Chapman	First Team
	OF	Shane Kelly	Second Team
2001	P	Tanner Brock	First Team
2002	P	Paul Maholm	Second Team
2003	3B	Steve Gendron	Second Team
	P	Paul Maholm	First Team
	SS	Matthew Maniscalco	Second Team
2004	OF	Brad Corley	First Team
	C	Craig Tatum	Second Team
2006	SS	Thomas Berkery	First Team
	2B	Jeffrey Rea	First Team
2007	C	Edward Easley	First Team
	2B	Jeffrey Rea	Second Team
2011	P	Caleb Reed	Second Team
2012	P	Chris Stratton	First Team
2013	P	Jonathan Holder	First Team
	OF	Hunter Renfroe	First Team
	2B	Brett Pirtle	Second Team
2014	P	Jacob Lindgren	First Team
	P	Ross Mitchell	Second Team
	2B	Brett Pirtle	Second Team
2016	P	Dakota Hudson	First Team
	1B	Nathaniel Lowe	First Team
	OF	Jake Mangum	First Team
	DH	Jack Kruger	First Team
	DH	Brent Rooker	Second Team
2017	1B	Brent Rooker	First Team
	SS	Ryan Gridley	First Team
	OF	Jake Mangum	Second Team
	OF	Jake Mangum	First Team
2019	1B	Tanner Allen	First Team
	2B	Justin Foscue	First Team
	OF	Jake Mangum	First Team
	P	Ethan Small	First Team
2019	OF	Tanner Allen	First Team
	OF	Rowdy Jordan	Second Team
	RP	Landon Sims	Second Team

Specialty Awards/Teams

SEC Player of the Year			Established in 1994
Year	Pos.	Player	Key Statistics
2017	1B/OF	Brent Rooker	.415 BA / 20 HR / 73 RBIs <i>Claimed SEC Triple Crown</i>
2021	OF	Tanner Allen	.387 BA / 79 H / 53 RBIs <i>16 multi-hit & 12 multi-RBI games in SEC play</i>
SEC Pitcher of the Year			Established in 2003
Year	Pos.	Player	Key Statistics
2012	RHP	Chris Stratton	2.38 ERA / 11-2 / 109.2 IP 127 K / SEC Leader in ERA
2018	LHP	Ethan Small	1.84 ERA / 8-1 / 83.0 IP 139 K / SEC Leader in Ks
SEC Freshman of the Year			Established in 2000
Year	Pos.	Player	Key Statistics
2016	OF	Jake Mangum	.408 BA / 84 H / .458 OBP <i>Won SEC Batting Title</i>
2018	P	JT Ginn	8-3 / 3.12 ERA / .217 BAA 75.0 IP / 16 BB to 95 K
SEC Coach of the Year			Established in 1933
Year	Coach		
1948	R.P. "Doc" Patty		
1949	R.P. "Doc" Patty		
1965	Paul Gregory		
1966	Paul Gregory		
1970	Paul Gregory		
1971	Paul Gregory		
1979	Ron Polk		
1985	Ron Polk		
1989	Ron Polk		
2016	John Cohen		
SEC Baseball Scholar-Athlete of the Year			Established in 2004
Year	Pos.	Player	
1990	IF	Burke Masters *	
1998	P	Jeremy Jackson *	
2013	IF	Sam Frost	
2014	IF	Seth Heck	
2015	IF	Seth Heck	
* - Student-Athlete honored as the overall SEC Scholar-Athlete of the Year, regardless of sport.			
SEC All-Defensive Team			Established in 2008
Year	Pos.	Player	
2012	P	Kendall Graveman	
2013	SS	Adam Frazier	
	OF	Hunter Renfroe	
2014	SS	Seth Heck	
	2B	Brett Pirtle	
2017	OF	Jake Mangum	
2018	OF	Jake Mangum	
2019	OF	Jake Mangum	
SEC All-Freshman Team			Established in 2005
Year	Pos.	Player	
2007	IF	Connor Powers	
2009	P	Nick Routt	
2010	P	Chris Stratton	
2011	OF	CT Bradford	
	SS	Adam Frazier	
2012	P	Jonathan Holder	
2014	C	Gavin Collins	
2015	SS	Ryan Gridley	
2016	OF	Jake Mangum	
2018	OF	Tanner Allen	
2019	P	JT Ginn	



CHRIS LEMONIS

22 HEAD COACH (THIRD SEASON)

MYRTLE BEACH, S.C.

ALMA MATER: THE CITADEL, 1992



After arguably the most successful first year by a Southeastern Conference head baseball coach in conference history, Chris Lemonis begins his third season as the leader of the Mississippi State baseball program.

The 18th head coach in the storied history of the program, a journey of nearly 40 years came full circle when he was introduced on June 25, 2018 on Adkerson Plaza inside Dudy Noble Field. The son of a 1973 State graduate, Lemonis resided in Starkville as a child and now leads one of the perennial powerhouses in college baseball.

In his first season at the helm of the Diamond Dawgs, Lemonis became the winningest first-year head coach in SEC history and in the process led the 2019 edition to the second-most victories in program history at 52 (54; 1989). The 40 victories over MSU's first 50 games marked the third-most in the first 50 games of a season in program history and set the tone for State's second straight trip to the College World Series.

Lemonis became one of just three SEC head coaches to advance to the College World Series in their inaugural season in the conference, joining Jake Gibbs (Ole Miss, 1972) and fellow Diamond Dawg skipper Pat McMahon (Mississippi State, 1998).

Over his first two seasons, five Diamond Dawgs earned All-America honors and a trio of pitchers have garnered national specialty awards. Left-handed pitcher Ethan Small was tabbed the 2019 National Pitcher of the Year (College Baseball Foundation; American Baseball Coaches Association), while right-handed pitcher JT Ginn (2019) and left-handed pitcher Christian MacLeod (2020) earned back-to-back National Freshman of the Year honors. Ginn and Small each earned specialty awards from the SEC, as well, grabbing the conference's Freshman and Pitcher of the Year, respectively, in 2019.

After a school-record-tying 11 Diamond Dawgs heard their names called in the 2019 Major League Baseball First Year Player Draft, State tied for the most players drafted in the first two rounds of the 2020 MLB event. Small became the 15th Diamond Dawg taken in the first round of the MLB Draft in 2019, while Justin Foscue and Jordan Westburg each went in the first round of the 2020 event.

Owning a head coaching record of 205-110-2, Lemonis was also a part of nearly 800 wins as an assistant coach and three trips to the College World Series. During his time at Indiana, Lemonis' teams averaged 35.3 wins per season, including a 40-win campaign during his final season in Bloomington. He averaged 39.2 victories per year during his career in an assistant role (784 wins), bolstered by a 44.9 wins-per-season average at Louisville. The Cardinals were college baseball's winningest program during that eight-year span and made the program's first three trips to Omaha.

Lemonis not only understands what it takes to get to Omaha as a coach but also as a student-athlete. A 1992 graduate of The Citadel, Lemonis added a 1990 appearance in the College World Series as a student-athlete. The appearance makes The Citadel one of just three schools in Southern Conference history (Duke, Wake Forest) and only current member of the conference to advance to Omaha.

One of the top recruiters and player development coaches in the country, Lemonis has seen success at every coaching stop. After helping his alma mater, The Citadel, to five NCAA Regional appearances in 12 seasons as an assistant coach, Lemonis joined college teammate Dan McDonald's staff at Louisville and quickly turned the Cardinals into a consistent Omaha contender.

After helping Louisville to seven postseason berths in eight years, the 2013 American Baseball Coaches Association/Baseball America Assistant Coach of the Year headed to Indiana to take his first head coaching job with the Hoosier program in 2015.

In each of his head coaching stops, Lemonis has led his team to the NCAA postseason in his first season at the helm. He helped the Hoosiers into the NCAA Tournament field during his initial season in Bloomington, before he guided Mississippi State to the College World Series in 2019 — his first season in Starkville.

Overall, Lemonis enters his 27th season as a collegiate coach in 2021, making one College World Series appearance as a head coach, taking three trips to Omaha as an assistant, earning 16 NCAA tournament berths and aiding in four 50-win seasons. His pupils have earned 30 All-America honors, 15 Freshman All-America laurels and 82 have signed professional baseball contracts, with 17 getting the call up to Major League Baseball.

RECRUITING AND DEVELOPMENT

Widely regarded as one of the elite recruiters and developers of talent in all of college baseball, a total of 95 student-athletes have been selected in the Major League Baseball Draft under Lemonis' watch, with 17 of those reaching the highest level of professional baseball.

Since arriving at Louisville for the 2006-07 academic year, Lemonis has been a part of 13 nationally-ranked recruiting classes, including his first three classes at MSU. His initial Bulldog recruiting class was tabbed as the No. 12 class nationally by Baseball America and Perfect Game, while it earned the No. 9 ranking from Collegiate Baseball Newspaper. In 2019, he and his staff brought in another top-10 ranked class, finishing as high as No. 6 by Baseball America.

Over his first two seasons in Starkville, Lemonis has tutored 14 picks in the MLB First Year Player Draft, including three first rounders and one second rounder. Sixteen of Lemonis' Indiana players were taken in the MLB Draft in his final four years in Bloomington and 14 signed professional contracts. He also recruited and coached nine of the Hoosier's school-record 10 MLB Draft choices in 2019.

From 2007-14, Lemonis saw seven-straight classes ranked among the top-30 nationally, including the No. 12 national class for the 2011 recruiting cycle. In 2017, Baseball America revisited the Cardinals' 2013 class, re-ranking it No. 2 in the nation after the on-field success under Lemonis' watch. In 2018, the publication tabbed an un-ranked 2014 recruiting class — which included 2015 National Freshman of the Year and 2017 Golden Spikes Award winner Brendan McKay — as the No. 1 class in the publication's re-rankings.

Lemonis mentored and or recruited 47 student-athletes that signed professional contracts after being selected in the MLB Draft during his eight years as the top assistant and recruiting coordinator at Louisville, including a school-record 10 selections in the 2010 MLB Draft. He helped produce 10 first or second round draft choices over a seven-year span.

To date, 15 Cardinals who were recruited by and played for Lemonis have gone on to reach the big leagues. Those players include Nick Burdi, Adam Duvall, Chris Dominguez, Cody Ege, Adam Engel, Chad Green, Dean Kiekhefer, Matt Koch, Trystan Magnuson, Justin Marks, Kyle McGrath, Brendan McKay, B.J. Rosenberg, Nick Solak and Tony Zych. Over \$28 million in signing bonuses were accrued by Lemonis' Louisville draftees.

MISSISSIPPI STATE

Inheriting a team that is coming off of a trip to the College World Series doesn't always translate into immediate success, but Lemonis was able to build off that momentum as he began writing his chapter in Mississippi State history.

The 2020 squad was off to a 12-4 start with two wins each over Oregon State and No. 2 Texas Tech, before the season was shut down due to the COVID-19 pandemic. Though many publications didn't hand out postseason honors, Collegiate Baseball Newspaper tabbed left-handed pitcher Christian MacLeod the Co-National Freshman of the Year.

Along with the second-most single-season victories (52) during the 2019 season, his team also posted the second-best 20-, 30- and 40-game starts (18-2, 25-5, 32-8) in program history. He joined Pat McMahon as the only two Diamond Dawg dugout bosses to lead the program to the College World Series in their initial campaign and his 52 wins were the most by a first-year SEC head coach in the conference's history.

State saw four student-athletes earn first-team All-SEC, tying for the fourth-most selections in a single season in program history behind the five selections in 1949, 1971 and 1977. Ethan Small posted one of the most dominant seasons on the mound in program history, leading the nation in strikeouts and earning National and Southeastern Conference Pitcher of the Year honors. Right-handed pitcher JT Ginn was tabbed National Freshman of the Year and Southeastern Conference Freshman of the Year.

Along with Small, Tanner Allen, Justin Foscue and Jake Mangum each earned top honors from the SEC, and Foscue, Mangum and Small each grabbed at least one first-team All-America honor. Small became Mississippi State's seventh unanimous first-team All-American, joining Jeff Brantley (1985) and Chris Stratton (2012) as the only pitchers to accomplish the feat.

On the team side of things, State's offense led the nation in doubles to mark the first time in program history the Diamond Dawgs led the NCAA in an offensive or pitching category. The 166 doubles set a school record and rank No. 4 all-time in SEC history.

Personal

Hometown:	Myrtle Beach, S.C.
Wife:	Jill
Children:	Marissa & Mackenzie
College:	The Citadel, 1992

Coaching Career

2019-	Mississippi State Head Coach
2015-18	Indiana Head Coach
2007-14	Louisville Assistant Coach
2003-06	The Citadel Associate Head Coach
1995-2002	The Citadel Assistant Coach

Lemonis Year-by-Year

As a Head Coach		* - NCAA postseason canceled	
	School	Record	Postseason
2021	Mississippi State	40-13	---
2020 *	Mississippi State	12-4	---
2019	Mississippi State	52-15	College World Series
2018	Indiana	40-19	NCAA Regional
2017	Indiana	34-24-2	NCAA Regional
2016	Indiana	32-24	---
2015	Indiana	35-24	NCAA Regional
at MSU	3rd Season	104-32	1 College World Series
Career	7th Season	245-123-2	4 NCAA Regionals
			1 Super Regional, 1 College World Series

As an Assistant Coach

	School	Record	Postseason
2014	Louisville	50-17	College World Series
2013	Louisville	51-14	College World Series
2012	Louisville	41-22	NCAA Regional
2011	Louisville	32-29	---
2010	Louisville	50-14	NCAA Regional
2009	Louisville	47-18	NCAA Super Regional
2008	Louisville	41-21	NCAA Regional
2007	Louisville	47-24	College World Series
2006	The Citadel	34-27	---
2005	The Citadel	25-34	---
2004	The Citadel	39-28	NCAA Regional
2003	The Citadel	32-25	---
2002	The Citadel	31-26	---
2001	The Citadel	38-24	NCAA Regional
2000	The Citadel	39-20	---
1999	The Citadel	41-20	NCAA Regional
1998	The Citadel	37-24	NCAA Regional
1997	The Citadel	37-21	---
1996	The Citadel	33-26	---
1995	The Citadel	39-21	NCAA Regional
Totals	20 Seasons	784-455	15 NCAA Regionals
			Four NCAA Super Regionals, Three College World Series





SEC Update

Standings

Western Division										
	SEC	Pct.	GB	Division	Overall	Pct.	Home	Away	Neutral	L10
Arkansas	22-8	.733	-	13-5	42-10	.808	26-5	13-5	3-0	8-2
Mississippi State	20-10	.667	2.0	13-5	40-13	.755	25-8	12-4	3-1	7-3
Ole Miss	18-12	.600	4.0	10-8	38-17	.691	27-10	8-7	3-0	6-4
LSU	13-17	.433	9.0	10-8	34-21	.618	24-14	10-7	0-0	6-4
Alabama	12-17	.414	9.5	7-11	29-22	.569	19-13	10-9	0-0	3-7
Auburn	10-20	.333	12.0	5-13	25-26	.490	15-14	9-10	1-2	6-4
Texas A&M	9-21	.300	13.0	5-13	29-27	.518	21-13	5-13	3-1	5-5
Eastern Division										
	SEC	Pct.	GB	Division	Overall	Pct.	Home	Away	Neutral	L10
Tennessee	20-10	.667	-	12-6	42-14	.750	26-9	16-5	0-0	7-3
Vanderbilt	19-10	.655	0.5	11-7	39-13	.750	27-6	12-7	0-0	7-3
Florida	17-13	.567	3.0	10-8	35-19	.648	28-7	7-12	0-0	4-6
South Carolina	16-14	.533	4.0	12-6	33-20	.623	22-8	10-11	1-1	6-4
Georgia	13-17	.433	7.0	9-9	30-23	.566	20-13	10-10	0-0	3-7
Kentucky	12-18	.400	8.0	6-12	29-22	.569	22-13	7-9	0-0	2-8
Missouri	8-22	.267	12.0	3-15	15-36	.294	6-15	9-17	0-4	3-7

Schedule/Results

all times central

Tuesday, May 25

Game 1	9:30 a.m.	#6 Florida vs. #11 Kentucky	SEC Network
Game 2	TBD	#7 South Carolina vs. #10 Alabama	SEC Network
Game 3	4:30 p.m.	#8 Georgia vs. #9 LSU	SEC Network
Game 4	TBD	#5 Ole Miss vs. #12 Auburn	SEC Network

Wednesday, May 26

Game 5	9:30 a.m.	#3 Mississippi State vs. Winner Game 1	SEC Network
Game 6	TBD	#2 Tennessee vs. Winner Game 2	SEC Network
Game 7	4:30 p.m.	#1 Arkansas vs. Winner Game 3	SEC Network
Game 8	TBD	#4 Vanderbilt vs. Winner Game 4	SEC Network

Thursday, May 27

Game 9	9:30 a.m.	Loser Game 5 vs. Loser Game 6	SEC Network
Game 10	TBD	Loser Game 7 vs. Loser Game 8	SEC Network
Game 11	4:30 p.m.	Winner Game 5 vs. Winner Game 6	SEC Network
Game 12	TBD	Winner Game 7 vs. Winner Game 8	SEC Network

Friday, May 28

Game 13	3:00 p.m.	Winner Game 9 vs. Loser Game 11	SEC Network
Game 14	TBD	Winner Game 10 vs. Loser 12	SEC Network

Saturday, May 29

Game 15	Noon	Winner Game 13 vs. Winner Game 11	SEC Network
Game 16	TBD	Winner Game 14 vs. Winner Game 12	SEC Network

Sunday, May 30

Game 17	2 p.m.	Winner Game 15 vs. Winner Game 16	ESPN2
---------	--------	-----------------------------------	-------

Week-by-Week Polls

Week	BA	CB	D1	BW	PG	USA	RPI
Preseason	8	9	7	7	12	7	--
Week 2 - Feb. 23	8	12	5	6	8	--	--
Week 3 - March 1	2	10	3	5	6	6	--
Week 4 - March 8	2	8	3	4	5	4	--
Week 5 - March 15	2	6	3	3	3	3	27
Week 6 - March 22	2	6	3	2	2	4	12
Week 7 - March 29	5	12	8	8	13	7	25
Week 8 - April 5	4	12	5	6	8	5	11
Week 9 - April 12	3	11	4	5	6	4	10
Week 10 - April 19	2	4	4	4	4	4	10
Week 11 - April 26	4	4	6	5	5	5	6
Week 12 - May 3	4	4	4	4	2	4	2
Week 13 - May 10	3	3	3	3	2	3	2
Week 14 - May 17	6	3	10	6	4	6	7
Week 15 - March 24	6	3	8	6	4	6	5

BA - Baseball America, CB - Collegiate Baseball Newspaper, D1 - D1Baseball, BW - National Collegiate Baseball Writers Association, PG - Perfect Game, USA - USA Today Coaches Poll, RPI - NCAA RPI

(--) - No poll/RPI released by the publication.

In The Polls

Baseball America			Collegiate Baseball			D1Baseball			NCBWA			Perfect Game			USA Today/Coaches		
1. Arkansas	42-10	1	1. Arkansas	42-10	1	1. Arkansas	42-10	1	1. Arkansas	42-10	1	1. Arkansas	42-10	1	t1. Arkansas	42-10	1
2. Vanderbilt	39-13	2	2. Vanderbilt	39-13	2	2. Texas	40-13	2	2. Texas	40-13	2	2. Texas	40-13	2	2. Texas	40-13	3
3. Notre Dame	29-10	3	3. Mississippi State	40-13	3	3. Vanderbilt	39-13	3	3. Vanderbilt	39-13	3	3. Vanderbilt	39-13	3	3. Vanderbilt	39-13	2
4. Texas	40-13	4	4. Texas	40-13	4	4. Tennessee	42-14	4	4. Tennessee	42-14	5	4. Mississippi State	40-13	4	4. Tennessee	42-14	4
5. Tennessee	42-14	5	5. Tennessee	42-14	6	5. Texas Tech	35-13	5	5. Texas Tech	35-13	4	5. Notre Dame	29-10	5	5. Texas Tech	35-13	5
6. Mississippi State	40-13	6	6. Arizona	38-14	8	6. Arizona	38-14	7	6. Mississippi State	40-13	6	6. Tennessee	42-14	6	6. Mississippi State	40-13	6
7. Texas Tech	35-13	7	7. Notre Dame	29-10	13	7. Notre Dame	29-10	8	7. Arizona	38-14	8	7. Texas Tech	35-13	8	7. Arizona	38-14	10
8. Arizona	38-14	9	8. TCU	36-16	5	8. Mississippi State	40-13	10	8. Notre Dame	29-10	9	8. Arizona	38-14	11	8. Notre Dame	29-10	9
9. East Carolina	38-13	10	9. Stanford	31-13	14	9. Stanford	31-13	15	9. Oregon	35-13	7	9. Stanford	31-13	14	9. Oregon	35-13	7
10. Stanford	30-13	17	10. Oregon	35-13	9	10. Oregon	35-13	6	10. Ole Miss	38-17	13	10. East Carolina	38-13	10	10. East Carolina	38-13	11
11. Ole Miss	37-17	11	11. Texas Tech	35-13	10	11. East Carolina	38-13	11	11. East Carolina	38-13	10	11. Florida	35-19	7	11. Ole Miss	38-17	12
12. Florida	35-19	8	12. Florida	35-19	7	12. Ole Miss	38-17	13	12. Stanford	31-13	14	12. Ole Miss	38-17	15	12. Stanford	31-13	15
13. Oregon	35-13	13	13. East Carolina	38-13	11	13. Florida	35-19	9	13. Florida	35-19	12	13. Liberty	37-12	17	13. Florida	35-19	8
14. UC Irvine	35-16	18	14. Ole Miss	38-17	12	14. Gonzaga	32-15	17	14. TCU	36-16	11	14. Oregon	35-13	13	14. TCU	36-16	13
15. NC State	28-15	24	15. UC Irvine	36-16	17	15. TCU	36-16	12	15. UC Irvine	36-16	22	15. UC Irvine	36-16	16	15. UC Irvine	36-16	22
16. Charlotte	39-17	16	16. South Carolina	33-20	15	16. NC State	28-15	23	16. South Carolina	33-20	18	16. NC State	28-15	--	16. Southern Miss	35-17	17
17. Florida State	29-20	12	17. Georgia Tech	28-21	26	17. UC Irvine	36-16	20	17. Charlotte	39-17	19	17. Florida State	29-21	9	17. NC State	28-15	24
18. Old Dominion	38-14	20	18. NC State	28-15	25	18. Louisiana Tech	36-16	14	18. Gonzaga	32-15	20	18. Gonzaga	32-15	19	18. Gonzaga	32-15	20
19. Nebraska	29-11	--	19. Arizona State	32-17	22	19. Southern Miss	35-17	19	19. UCLA	32-18	17	19. Charlotte	39-17	21	19. Charlotte	39-17	19
20. Gonzaga	32-15	25	20. UCLA	32-18	16	20. Nebraska	29-11	--	20. Old Dominion	38-14	24	20. Nebraska	29-11	--	20. Louisiana Tech	36-16	14
21. TCU	36-16	14	21. Miami (Fla.)	32-17	--	21. Arizona State	32-17	25	21. Louisiana Tech	36-16	15	21. TCU	36-16	12	21. Old Dominion	38-14	25
22. Louisiana Tech	37-15	15	22. Oklahoma State	32-16	1	22. Charlotte	39-17	22	22. Southern Miss	35-17	21	22. Old Dominion	38-14	23	22. Florida State	29-21	16
23. Southern Miss	33-14	22	23. Charlotte	39-17	24	23. Florida State	29-21	16	23. Arizona State	32-17	25	23. Arizona State	32-17	24	23. Arizona State	32-17	NR
24. Miami (Fla.)	32-17	--	24. Nebraska	29-11	--	24. Old Dominion	38-14	--	24. Florida State	29-21	16	24. South Carolina	33-20	18	24. South Carolina	33-20	18
25. South Carolina	33-20	21	25. Fairfield	35-1	27	25. Maryland	26-15	--	25. NC State	28-15	27	25. VCU	34-14	--	25. Nebraska	29-11	NR
			26. Michigan	26-15	23				26. Nebraska	29-11	RV						
			27. Louisiana Tech	36-16	20				27. Oklahoma State	32-16	1						
			28. VCU	34-14	28				28. Fairfield	35-1	29						
			29. Gonzaga	32-15	19				29. Miami (Fla.)	32-17	--						
			30. Connecticut	30-16	--				30. Dallas Baptist	33-15	--						

2021 Scheduled Opponents in Bold



Mississippi State When...

	2019	2020	2021
Overall	52-15	12-4	40-13
vs. Top-5 Teams	7-4	2-0	2-5
vs. Top-10 Teams	5-6	2-0	7-8
vs. Top-25 Teams	16-13	2-0	12-9
Non-Conference	32-5	12-4	20-3
SEC	20-10	--	20-10
SEC East	9-3	--	7-5
SEC West	11-7	--	13-5
At Home	37-5	9-2	25-8
On the Road	10-6	1-2	12-4
At Neutral Sites	5-4	2-0	3-1
In Day Games	25-7	10-3	15-10
In Night Games	27-8	2-1	25-3
vs. Teams .500 Or Better	37-13	3-2	26-10
vs. Teams Worse Than .500	15-0	9-2	14-3
vs. Left-Handed Starter	17-3	5-1	9-6
vs. Right-Handed Starter	35-12	7-3	31-7
When Starter Receives Decision	30-11	6-3	22-8
When Reliever Receives Decision	22-4	6-1	18-5
When Starter Goes 5+ Innings	31-10	7-3	19-3
When Starter Goes <5 Innings	21-5	5-1	21-10
When Scoring First	30-5	10-2	32-5
When Opponent Scores First	22-10	2-2	8-8
When Leading After 6 Innings	41-2	9-0	32-1
When Trailing After 6 Innings	5-12	2-3	5-11
When Tied After 6 Innings	6-1	1-1	2-1
When Leading After 8 Innings	47-1	11-0	36-1
When Trailing After 8 Innings	1-11	1-4	3-11
When Tied After 8 Innings	3-1	--	0-1
In One-Run Games	11-6	2-0	7-3
In Two-Run Games	5-3	--	2-1
In 5+ Run Games	27-5	1-1	20-5
Weekend Series W-L-T	11-2-0	3-1-0	10-3-0
Series Sweeps/Times Swept	5/1	2/0	5/1
When Scoring 0-2 Runs	1-8	0-3	0-4
When Scoring 3-5 Runs	11-6	4-1	12-7
When Scoring 6-9 Runs	21-1	8-0	16-1
When Scoring 10+ Runs	19-0	--	12-1
Shutouts/Times Shut Out	5/3	1/1	7/1
In Extra Innings	2-1	--	1-1
When Opponent Scores 4 Runs Or Less	36-6	11-0	30-2
When Opponent Scores 5 Runs Or More	16-9	1-4	10-11
When Out-Hitting Opponent	45-4	11-1	34-3
When Out-Hit by Opponent	4-8	1-3	5-8
When Hits Are Equal	3-3	--	1-2
When Hitting A Home Run	34-5	8-1	28-7
When Opponent Hits A Home Run	22-9	3-1	15-10
When Errorless	20-6	6-0	18-3
When Committing One Error	15-5	3-1	12-5
When Committing 2+ Errors	17-4	3-3	10-5
When Opponent is Errorless	12-9	3-3	9-5
When Opponent Commits One Error	13-5	5-1	17-5
When Opponent Commits 2+ Errors	27-1	4-0	14-3
Game 1 of Weekend	11-3	3-1	11-3
Game 2 of Weekend	10-4	4-0	9-5
Game 3 of Weekend	9-4	2-2	9-5
Monday	--	--	1-0
Tuesday	7-0	1-1	6-0
Wednesday	9-1	2-0	5-0
Thursday	2-3	--	2-1
Friday	12-5	3-1	9-4
Saturday	12-6	4-0	11-4
Sunday	10-0	2-2	5-5

Uniform breakdown on page 9

How It Was Won

(* - Walk-off hit)

Below is a chart representing how the eventual game-winning run was recorded for Mississippi State in 2021.

Gm	Opponent	Final	Player	Inn.	Outs	Play	Score at Time
1.	vs. No. 9 Texas	8-3	Rowdey Jordan	4	2	Reached on an error	3-0
2.	vs. No. 10 TCU	2-3	--	--	--	--	--
3.	vs. No. 3 Texas Tech	11-5	Scotty Dubrule	8	2	RBI infield single	5-5
4.	JACKSON STATE	7-3	Landon Jordan	5	2	RBI single	3-0
5.	TULANE	3-7	--	--	--	--	--
6.	TULANE	9-5	Luke Hancock *	9	--	Grand slam	5-5
7.	TULANE	5-4	Tanner Allen *	9	2	2RBI single	3-4
8.	vs. Southern Miss	4-1	Rowdey Jordan	3	--	Sacrifice fly	1-1
9.	KENT STATE	8-3	Luke Hancock	5	--	2RBI single	3-3
10.	KENT STATE	5-9	--	--	--	--	--
11.	KENT STATE	13-0	Kamren James	1	1	RBI single	0-0
12.	GRAMBLING	10-0	Rowdey Jordan	3	1	Sacrifice fly	0-0
13.	LOUISIANA-LAFAYETTE	4-0	Scotty Dubrule	1	1	Scored on a wild pitch	0-0
14.	EASTERN MICHIGAN	14-0	Logan Tanner	2	1	RBI single	0-0
15.	EASTERN MICHIGAN	4-1	Logan Tanner *	9	--	3-run home run	1-1
16.	EASTERN MICHIGAN	4-1	Scotty Dubrule	2	1	3RBI double	0-0
17.	SAMFORD	10-2	Luke Hancock	4	--	2-run home run	1-0
18.	at No. 10 LSU	6-1	Brayland Skinner	5	--	2-run home run	0-0
19.	at No. 10 LSU	3-0	Lane Forsythe	5	1	Sacrifice fly	0-0
20.	at No. 10 LSU	3-8	--	--	--	--	--
21.	NORTH ALABAMA	18-1	Kamren James	1	1	2RBI single	0-0
22.	ARKANSAS	2-8	--	--	--	--	--
23.	ARKANSAS	5-11	--	--	--	--	--
24.	ARKANSAS	4-6	--	--	--	--	--
25.	KENTUCKY	8-1	Luke Hancock	3	1	Sacrifice fly	1-0
26.	KENTUCKY	3-2	Luke Hancock	8	1	Sacrifice fly	2-2
27.	KENTUCKY	4-3	Logan Tanner	4	--	Solo home run	3-1
28.	SOUTHERN	1-0	Tanner Leggett	2	1	Scored on passed ball	1-0
29.	at Auburn	6-5	Tanner Leggett	8	2	Scored on a wild pitch	5-5
30.	at Auburn	7-2	Kamren James	3	--	2-run home run	1-1
31.	at Auburn	19-10	Luke Hancock	1	2	2RBI single	8-0
32.	Arkansas State	18-10	Luke Hancock	8	--	RBI ground out	10-3
33.	No. 6 Ole Miss	5-2	Kamren James	6	1	Sacrifice fly	2-2
34.	No. 6 Ole Miss	0-9	--	--	--	--	--
35.	No. 6 Ole Miss	7-5	Tanner Allen	6	2	3RBI triple	4-4
36.	UAB	19-7	Scotty Dubrule	3	1	RBI single	7-3
37.	at Vanderbilt	2-6	--	--	--	--	--
38.	at Vanderbilt	7-4	Logan Tanner	7	1	RBI double	4-1
39.	at Vanderbilt	4-7	--	--	--	--	--
40.	Texas A&M	8-7	Tanner Allen *	12	--	Solo home run	7-7
41.	Texas A&M-1	3-2	Brad Cumbest	5	1	Sacrifice fly	2-0
42.	Texas A&M-2	10-5	Brad Cumbest	7	2	RBI single	5-3
43.	at The Citadel	10-2	Brad Cumbest	3	1	2RBI single	2-0
44.	at No. 12 South Carolina	9-0	Kamren James	1	--	RBI single	0-0
45.	at No. 12 South Carolina	9-6	Tanner Allen	5	1	RBI single	6-1
46.	at No. 12 South Carolina	3-4	--	--	--	--	--
47.	Missouri	5-4	Scotty Dubrule	7	2	2RBI single	3-4
48.	Missouri	6-7	--	--	--	--	--
49.	Missouri	8-16	--	--	--	--	--
50.	Jacksonville State	6-1	Luke Hancock	1	2	Two-run home run	0-0
51.	at Alabama	4-2	Tanner Allen	7	1	2RBI double	2-2
52.	at Alabama	7-0	Kamren James	2	1	Solo home run	0-0
53.	at Alabama	7-3	Rowdey Jordan	5	2	Scored on an error	3-3

Career Game-Winning Plays

WO = Walk-off game-winning play

	'18	'19	'20	'21	WO	Total		'18	'19	'20	'21	WO	Total
Allen, Tanner	5	9	1	4	3	18	James, Kamren	--	--	1	6	--	7
Cumbest, Brad	--	1	--	3	--	4	Jordan, Rowdey	1	5	--	4	--	10
Dubrule, Scotty	--	--	--	5	--	5	Leggett, Tanner	--	--	--	3	--	3
Forsythe, Lane	--	--	--	1	--	1	Pimentel, Brandon	--	--	2	--	--	2
Hancock, Luke	--	--	2	8	1	10	Skinner, Brayland	--	--	--	1	--	1
Hatcher, Josh	1	3	3	--	1	7	Tanner, Logan	--	--	--	4	1	4

DuBrule Leads NCAA Active Leaders

- Graduate student **Scotty DuBrule** sits among active Division I student-athletes in seven offensive categories, including the No. 1 spot in games played (249) and hits (298).

Games Played	1st	249
Hits	1st	298
At-Bats	3rd	941
Runs Scored	8th	174
Walks	16th	123
Total Bases	31st	348
RBIs	42nd	137

- Junior **Tanner Allen** sits among the top active NCAA student-athletes in a host of categories, as well.

Triples	7th	12
Total Bases	8th	400
RBIs	8th	169
Hits	8th	260
Doubles	11th	56
Runs Scored	25th	158
At-Bats	36th	779

- Junior **Rowdey Jordan** is also among the top hitters on the NCAA active leader charts.

Runs	11th	168
Sacrifice Flies	24th	13
Doubles	36th	46
Total Bases	35th	339
Hits	59th	219

Opening Against The Ranks

- Mississippi State opened 2021 against three top 10 opponents for the first time in program history and faced the highest-ranked season-opening opponent since 2001.
- It was the ninth time since 1990 that MSU played a ranked opponent on opening weekend, with seven season opening games coming against ranked foes during that 31-year span.
- The last time Mississippi State opened the season against a top 10 team was the 2001 season at home against No. 9 Notre Dame.

Big League Talent

- Mississippi State is great at turning out major league talent, with 52 Diamond Dawgs reaching the highest level of the sport, but it is also great at keeping student-athletes on campus.
- The 2021 roster featured three Bulldogs that had been drafted prior to the season,

Name (Pos.)	Year	Round	Organization
Tanner Allen (IF/OF)	2017	36th	Chicago Cubs
	2019	34th	Colorado Rockies
Eric Cerantola (LHP)	2018	30th	Tampa Bay Rays
Josh Hatcher (IF/OF)	2017	39th	Los Angeles Angels

- The 2020 MLB Draft saw three Diamond Dawgs drafted in the first two rounds, with **Justin Foscoe** (No. 14; Texas Rangers) and **Jordan Westburg** (No. 30; Baltimore Orioles) each drafted in the first round.
- In 2019, Mississippi State saw a program-record 11 student-athletes drafted in the MLB First Year Player Draft, including junior **Tanner Allen** for the second time in his career.

In the Last 10 Games... (MORE ON PAGE 16)

- Mississippi State owns a 7-3 mark over its last 10 games.
- As a team, State is hitting .287 and the pitching staff is limiting the opposition to just a .221 batting average.
- Of the 100 hits by the offense, State owns 31 extra base hits, including 10 home runs and 18 doubles.
- Offensively, State is averaging 10.0 hits per game and 4.1 walks per game for a .368 on-base percentage.
- Five of MSU's everyday starters own a batting average of .300 or better, led by **Tanner Allen's** .488 clip. **Rowdey Jordan** (.342), **Logan Tanner** (.333), **Scotty DuBrule** (.316), and **Kellum Clark** (.300) are each above .300, as well.
- Allen paces the team with 13 RBIs, while **Luke Hancock** has 10 runs batted in and Jordan owns 9.
- The pitching staff has fanned 106 batters in 87 1/3 innings of work with just 42 walks.
- Of the seven victories, **Will Bednar** and **Christian MacLeod** each have two of them, while three others have tallied one.
- Preston Johnson** leads the team with five appearances on the mound and **Landon Sims** has four outings with three of those being saves.

We're Going Streaking

- Earlier in 2021, the Mississippi State baseball program rattled off seven straight SEC wins thanks to series sweeps against Kentucky and at Auburn and a series-opening win over Ole Miss.
- Overall, the seven game streak is the longest by an SEC program in conference play this season.
- State then won five straight conference games between a sweep of Texas A&M and two victories over South Carolina to start the series in Columbia.
- It is the first time since 2000 and the seventh time in program history that MSU has two five-game conference winning streaks in the same season.

Filling the New Dude

- Mississippi State opened the new Dudy Noble Field in stying, averaging a school-record 8,899 fans over 41 home dates in 2019.
- With attendance restrictions early in the season, the Diamond Dawgs continue to sit among the national leaders in attendance, even topping the 10,000 mark on two occasions.
- The two 10,000-plus crowd against Ole Miss in April pushed the program's total to 63 all-time at Dudy Noble Field.
- The 13,338 fans that entered the gate for the Saturday, April 17th contest rank No. 11 in program history and give MSU 16 of the top 17 on-campus crowds in NCAA history.

Uni Watch

- The old adage states, "look good, feel good." And, when you feel good you usually preform well. Below is a list of how MSU fared in each of its uniforms over the past three seasons;

Uniform	2019	2020	2021
Black '85s	10-0	2-1	4-2
Maroon '85s	14-5	3-2	10-4
White '85s	9-3	1-1	7-1
Cream Script State	--	--	6-3
Grey Vests	2-1	--	--
White Pinstripes	4-1	2-0	5-1
Grey Script State	--	1-0	5-0
Grey Pinstripes	4-4	--	3-2

Free Shirts!

- In a normal year, the fans at Dudy Noble Field enjoy the t-shirt toss in the third inning, but the Mississippi State baseball student-athletes are more focused on the t-shirt toss at the end of the game.
- Since his arrival at MSU, head coach Chris Lemonis has handed out a shirt to signify the top performance of each victory. Each shirt is numbered by victory and here is who they've went to

Game	Student-Athlete, Position (# in 2021)
1 vs. Texas	Landon Sims, RHP (1)
2 vs. Texas Tech	Jackson Fristoe, RHP (1)
3 Jackson State	Kamren James, IF (1)
4 Tulane	Luke Hancock, C (1)
5 Tulane	Tanner Allen, OF (1)
6 vs. Southern Miss	Houston Harding, LHP (1)
7 Kent State	Brandon Smith, RHP (1)
8 Kent State	Jackson Fristoe, RHP (2)
9 Grambling	Brad Cumbest, OF (1)
10 Louisiana-Lafayette	Houston Harding, LHP (2)
11 Eastern Michigan	Christian MacLeod, LHP (1)
12 Eastern Michigan	Logan Tanner, C (1)
13 Eastern Michigan	Scotty DuBrule, IF (1)
14 Samford	Luke Hancock, C (2)
15 at LSU	Brayland Skinner, OF (1)
16 at LSU	Will Bednar, RHP (1)
17 North Alabama	Mikey Tepper, RHP (1)
18 Kentucky	Christian MacLeod, LHP (2)
19 Kentucky	Landon Sims, RHP (2)
20 Kentucky	Jackson Fristoe, RHP (3)
21 Southern	Rowdey Jordan, OF (1)
22 at Auburn	Tanner Allen, OF (1)
23 at Auburn	Will Bednar, RHP (2)
24 at Auburn	Logan Tanner, C (2)
25 Arkansas State	Lane Forsythe, IF (1)
26 Ole Miss	Tanner Allen, OF (2)
27 Ole Miss	Tanner Allen, OF (3)
28 UAB	Logan Tanner, C (3)
29 at Vanderbilt	Logan Tanner, C (4)
30 Texas A&M	Tanner Allen, OF (4)
31 Texas A&M	Will Bednar, RHP (3)
32 Texas A&M	Houston Harding, LHP (3)
33 Texas A&M	Cade Smith, RHP (1)
34 at South Carolina	Christian MacLeod, LHP (3)
35 at South Carolina	Will Bednar, RHP (4)
36 Missouri	Landon Sims (3)
37 Jacksonville State	Logan Tanner, 1B (5)
38 at Alabama	Christian MacLeod, LHP (4)
39 at Alabama	Will Bednar, RHP (5)
40 at Alabama	Houston Harding, LHP (4)



Hitting Totals/Streaks

MULTI-HIT GAMES	2	3	4	5+	2021	Career
Allen, Tanner	17	6	2	--	25	77
Jordan, Rowdey	12	3	1	--	16	58
Hancock, Luke	13	2	--	--	15	19
Tanner, Logan	8	6	--	--	14	16
James, Kamren	9	4	1	--	14	18
Dubrule, Scotty	12	2	--	--	14	14
Forsythe, Lane	6	4	--	--	10	10
Cumbest, Brad	6	2	--	--	8	11
Hatcher, Josh	7	--	--	--	7	36
Clark, Kellum	2	1	--	--	3	3
Leggett, Tanner	3	--	--	--	3	3
McGowan, Drew	2	--	--	--	2	2
Pimentel, Brandon	1	--	--	--	1	1
McDonald, Kyte	1	--	--	--	1	1
Skinner, Brayland	--	1	--	--	1	1
TEAM	100	31	4	--	135	

MULTI-RBI GAMES	2	3	4	5+	2021	Career
Allen, Tanner	10	6	1	--	17	37
Hancock, Luke	8	5	1	--	14	18
Tanner, Logan	6	3	--	2	11	11
James, Kamren	2	4	3	1	10	10
Jordan, Rowdey	6	3	--	--	9	34
Dubrule, Scotty	4	1	--	--	5	5
Leggett, Tanner	2	1	--	--	3	3
Skinner, Brayland	2	1	--	--	3	3
Cumbest, Brad	--	1	1	--	2	4
McDonald, Kyte	2	--	--	--	2	2
Pimentel, Brandon	1	--	--	--	1	3
Forsythe, Lane	--	1	--	--	1	1
Clark, Kellum	--	1	--	--	1	1
--						
Hatcher, Josh	--	--	--	--	--	14
TEAM	44	27	6	3	80	

HITTING STREAKS	Current	2021 Long	Career
Allen, Tanner	16	16	16
Jordan, Rowdey	12	12	12
Hancock, Luke	2	8	8
James, Kamren	2	6	7
Leggett, Tanner	2	6	6
Dubrule, Scotty	1	6	--
Tanner, Logan	3	6	6 (2x)
Hatcher, Josh	--	4	10^
Forsythe, Lane	1	4	4
Cumbest, Brad	--	3	3
McGowan, Drew	--	3	3
McDonald, Kyte	--	3	3
Pimentel, Brandon	--	2	4
Clark, Kellum	1	2	2 (2x)
Meche, Davis	2	2	2 (2x)
Skinner, Brayland	--	2	2 (3x)
Garner, Kace	--	1	1
--			
Price, Spencer	1	--	1

REACHED BASED	CURRENT	2021	CAREER
Jordan, Rowdey	38	38	38
Allen, Tanner	19	19	26*
Tanner, Logan	16	16	16
Dubrule, Scotty	1	14	--
Hancock, Luke	2	14	14
Forsythe, Lane	4	10	10
James, Kamren	3	8	8
Hatcher, Josh	--	8	14^
Leggett, Tanner	2	6	6
Clark, Kellum	6	6	6
Skinner, Brayland	--	5	5
McGowan, Drew	--	5	5
Pimentel, Brandon	--	4	6^
McDonald, Kyte	--	4	5
Meche, Davis	3	3	3
Cumbest, Brad	1	3	4
Garner, Kace	--	2	2
--			
Price, Spencer	1	--	1

* - Streak spanned the 2019 and 2020 seasons.

^ - Streak spans 2020 and 2021 seasons

A Dawg Among Dawgs: Tanner Allen

Allen Among Elite SEC Hitters

- **Tanner Allen** finished SEC play with a league-bests .411 batting average in conference play and averaged nearly one run per game, 1.7 hits per game and 1.1 RBIs per game in 30 conference games.
- He also led the SEC in conference-only games in total bases (87), RBIs (34) and was the only SEC hitter with 50-plus hits (51). He was No. 2 in slugging percentage (.702) and No. 3 in slugging percentage (.472).
- In 10 SEC weekend series, Allen hit .300 or better against eight of the 10 opponents, including a .400 average on five SEC weekends. He hit .615 in three games at South Carolina.
- Allen is the only SEC hitter to rank among the top 10 in batting average, runs scored, hits and RBIs overall in 2021 and was one of two Power 5 hitters to finish the season with 70 hits, 50 runs scored and 50 RBIs (*Braden Boissiere, Arizona*).

Allen in Rare Air

- **Tanner Allen** has hit from the moment he showed up at Mississippi State and joined a couple of exclusive clubs in Diamond Dawg history.
- Along with ranking among the career leaders in doubles and triples, Allen became the second student-athlete in MSU history to produce 50 doubles, 20 home runs and 10 triples in a career.
Rex Buckner (1990-93): 52 2B, 26 HR, 10 3B
Tanner Allen (2018-pres.): 56 2B, 20 HR, 12 3B
- Along those same lines, Allen has eclipsed 250 hits, 150 runs scored and 150 RBIs for his career. He is just the ninth Diamond Dawg to reach all three marks in a career, joining:
Tanner Allen (2018-present): 260/158/169
Rex Buckner (1990-93): 260/169/172
Connor Powers (2007-10): 251/172/204
Travis Chapman (1997-2000): 327/221/202
Brad Freeman (1995-98): 265/192/158
Brad Hildreth (1986-89): 275/173/157
Richard Lee (1995-98): 328/219/265
Rafael Palmeiro (1983-85): 268/224/239
Tommy Raffo (1987-90): 278/186/207

Record Book Wrecker

- As the 2021 season nears postseason play, **Tanner Allen** continues to move up some of Mississippi State's career charts, with a chance to end his tenure in Starkville as one of the most complete hitters in program history.
- Allen currently ranks tied for No. 4 on the career doubles list (54) and is tied for No. 3 on the career triples charts (12), while ranking among the top 50 in program history in 13 total offensive categories.

Player (Seasons)	2B
1. Mangum, Jake (2016-19)	73
2. Chapman, Travis (1997-2000)	71
3. Lee, Richard (1995-98)	66
4. Allen, Tanner (2018-present)	56
Young, Pete (1987-89)	56
5. Van Cleve, Dan (1981-85)	55


Player (Seasons)	3B
1. Kelley, Mike (1976-79)	20
2. Milton, Ted (1969-72)	14
3. Allen, Tanner (2018-present)	12
Winkler, Brad (1980-83)	12
5. Maniscalco, Matthew (2000-03)	11

- The left-handed hitter is also nearing the top-10 in career hits, RBIs and total bases sitting among the top 15 in each category.

Player (Seasons)	Hits
10. Palmeiro, Rafael (1983-85)	268
11. Kelley, Mike (1976-79)	267
12. Freeman, Brad (1995-98)	265
13. Berkery, Thomas (2003-06)	261
14. Allen, Tanner (2018-present)	260
Buckner, Rex (1990-93)	260
16. Powers, Connor (2007-10)	251

Player (Seasons)	RBIs
10. Mitchell, John (1984-87)	179
11. Winkler, Brad (1980-83)	172
12. Allen, Tanner (2018-present)	169
Young, Pete (1987-89)	169
14. Cohen, John (1988-90)	168
15. Brinson, Matthew (2001-03)	166

Player (Seasons)	Total Bases
10. Rea, Jeffery (2004-07)	416
11. Castoria, Bruce (1979-82)	413
12. Wiese, Brian (1996-99)	411
13. Buckner, Rex (1990-93)	410
14. Allen, Tanner (2018-present)	400
15. Maniscalco, Matthew (2000-03)	391
Masters, Burke (1987-90)	391





Mr. Jordan Gets Rowdey

Auburn Made

- **Rowdey Jordan** grew up on The Plains, attended games at Plainsman Park and graduated from Auburn High School, so there is a level of comfort when he sees the blue and orange threads.
- Now at Mississippi State, Jordan has played some of his best baseball against his hometown team, with a career .351 batting average in nine games versus Auburn.
- In his first two seasons in Starkville, Jordan used the Auburn series as a springboard to Freshman All-America honors in 2018 and then a second trip to Omaha in 2019.
- In 2020, Jordan made his final trip to his hometown and guided MSU to a series sweep.
- Jordan's numbers against the Tigers are below:
2018: .375/.625/.375, 3-for-8, 1 R, 1 RBI, 2 2B
2019: .360/.529/.421, 6-for-17, 4 R, 6 RBIs, 3 2B
2021: .333/.500/.529, 4-for-12, 6 R, 1 RBI, 2 2B
- In 2018, Jordan hit .392 following the Auburn series and, in 2019, finished on a .345 clip after playing the Tigers.

Rowdey in the Record Books

- Junior **Rowdey Jordan** is quietly putting together one of the most noted careers in Mississippi State baseball history, as he enters the weekend among the top Diamond Dawgs in a bevy of career categories.
- Jordan currently sits among the top 50 in MSU history in:

Sacrifice Flies	13	T-11th
Runs Scored	168	23rd
Doubles	46	T-24th
Hits	219	29th
Stolen Bases	23	T-29th
Home Runs	22	T-32nd
Total Bases	339	T-33rd
RBIs	130	34th
Games Played	193	T-40th
Walks	89	41st

Streaking at the Plate

- Since 2002, there have been nine reached base streaks of 30 games or longer. That list includes **Rowdey Jordan's** current streak of 38 games.
- The streak for Jordan began on March 14 against Eastern Michigan and includes 13 multi-hit games and 28 games that he has reached base at least twice.
- He has scored a run in 25 games and owns an RBI in 20 of those contests. Of his 49 hits, 29 have gone for extra bases, and he has walked 22 times and been hit-by-pitch 15 times.
- The list of 30-plus game single season streaks are below:

Streak Name (Year)

43	Brett Pirtle (2013)
41	Jarrod Parks (2011)
39	Brett Pirtle (2014)
38	Rowdey Jordan (2021)
36	Thomas Berkery (2006)
32	Matthew Maniscalco (2003)
31	Elijah MacNamee (2018)
31	Matthew Brinson (2003)
30	Seth Heck (2014)

- In terms of streaks that spanned multiple seasons, below are notable streaks since 2002 of 25-or-more games.

Streak Name (Year)

40	Nick Vickerson (28, 2010; 12, 2011)
31	Jeffrey Rea (10, 2006; 21, 2007)
30	Jordan Westburg (20, 2019; 10, 2020)
30	Steve Gendron (7, 2002; 23, 2003)
27	Jake Mangum (13, 2016; 14, 2017)
26	Tanner Allen (21, 2019; 5, 2020)

State to The Show

Diamond Dawgs in Major League Baseball (9)

Name (Yrs. at MSU)	Pos.	Organization
Adam Frazier (2011-13)	IF	Pittsburgh Pirates
Kendall Graveman (2010-13)	RHP	Seattle Mariners
Jonathan Holder (2010-13)	RHP	Chicago Cubs
Dakota Hudson (2014-16)	RHP	St. Louis Cardinals
Nathaniel Lowe (2016)	IF	Texas Rangers
Mitch Moreland (2005-07)	IF	Oakland Athletics
Hunter Renfroe (2011-13)	RF	Boston Red Sox
Chris Stratton (2010-12)	RHP	Pittsburgh Pirates
Brandon Woodruff (2012-14)	LHP	Milwaukee Brewers

Diamond Dawgs in Minor League Baseball (25)

Name (Yrs. at MSU)	Pos.	Organization (Level)
Trysten Barlow (2017-19)	LHP	Colorado Rockies (A+)
Ben Bracewell (2010-14)	RHP	Oakland Athletics (AAA)
Gavin Collins (2014-16)	C	Cleveland Indians (AAA)
Justin Foscoe (2018-20)	IF	Texas Rangers (A+)
J.P. France (2018)	RHP	Houston Astros (AA)
JT Ginn (2019-20)	RHP	New York Mets (R)
Cole Gordon (2016-19)	RHP	New York Mets (AA)
Ryan Girdley (2015-2017)	IF	Oakland Athletics (AA)
Zac Houston (2014-16)	RHP	Detroit Tigers (AA)
Reid Humphreys (2014-16)	RHP	Colorado Rockies (AA)
Keegan James (2016, 18-19)	RHP	Colorado Rockies (A-)
Jack Kruger (2016)	C	Texas Rangers (AAA)
Jared Liebelt (2018-19)	RHP	Arizona Diamondbacks (A-)
Jacob Lindgren (2012-14)	LHP	Chicago White Sox (AAA)
Jake Mangum (2016-19)	OF	New York Mets (A+)
Zach Neff (2018)	LHP	Minnesota Twins (AA)
Konnor Pilkington (2016-18)	LHP	Chicago White Sox (AA)
Peyton Plumlee (2017, 19)	RHP	Houston Astros (A-)
Jacob Robson (2013-16)	OF	Detroit Tigers (AA)
Brent Rooker (2014-2017)	IF	Minnesota Twins (AAA)
Dustin Skelton (2017-19)	C	Miami Marlins (A+)
Ethan Small (2016, 18-19)	LHP	Milwaukee Brewers (AA)
Hunter Stovall (2016-18)	IF	Colorado Rockies (A+)
Jordan Westburg (2018-20)	IF	Baltimore Orioles (A-)
Colby White (2019)	RHP	Tampa Bay Rays (A-)

Diamond Dawgs Coaching in Professional Baseball

Name (Yrs. at MSU)	Organization	Team (Level)
Chris Young (2000-02)	Chicago Cubs	Chicago Cubs (MLB)

Diamond Dawgs Working in Professional Baseball

Name (Yrs. at MSU)	Organization	Role
Jeff Brantley (1982-85)	Cincinnati Reds	Broadcaster
Will Clark (1983-85)	San Francisco Giants	Special Assistant



Honors Tracker

Tanner Allen, OF

Preseason All-SEC (*first team*)
Dick Howser Trophy finalist
SEC Player of the Year
All-SEC (*first team*)
Ferriss Trophy winner (*Mississippi's college player of the year*)

Will Bednar, RHP

Baseball America Breakout Candidate (*No. 13*)
Baseball America Top 100 MLB Draft Prospect (*No. 59*)
MLB Pipeline Top 100 MLB Draft Prospect (*No. 41*)
D1Baseball Top 100 Collegiate MLB Draft Prospects (*No. 20*)
SEC Newcomer of the Week (*May 24*)
Newcomer All-SEC

Eric Cerantola, RHP

Baseball America Top 100 MLB Draft Prospect (*No. 34*)
MLB Pipeline Top 100 MLB Draft Prospect (*No. 50*)
D1Baseball Top 100 Collegiate MLB Draft Prospects (*No. 28*)

Scotty Dubrule, IF

Baseball America Top 25 New Addition (*No. 23*)
SENIOR Class Award Candidate

Jackson Fristoe, RHP

SEC Freshman of the Week (*March 8*)

Josh Hatcher, IF

Preseason All-SEC (*second team*)

Kamren James, IF

D1Baseball Top 100 Collegiate MLB Draft Prospects (*No. 49*)
SEC Newcomer of the Week (*April 12*)

Rowdey Jordan, OF

Preseason All-SEC (*second team*)
All-SEC (*second team*)

Christian MacLeod, LHP

Golden Spikes Award Preseason Watch List
Collegiate Baseball Newspaper Preseason All-America (*second team*)
D1Baseball Preseason All-America (*third team*)
Perfect Game Preseason All-America (*third team*)
Baseball America Top 100 MLB Draft Prospect (*No. 23*)
MLB Pipeline Top 100 MLB Draft Prospect (*No. 40*)
D1Baseball Top 100 Collegiate MLB Draft Prospects (*No. 26*)
SEC Pitcher of the Week (*April 5*)
College Baseball Foundation Pitcher of the Week (*April 6*)
SEC Pitcher of the Week (*May 10*)

Spencer Price, RHP

NCBWA Stopper of the Year Preseason Watch List

Landon Sims, RHP

SEC Co-Pitcher of the Week (*Feb. 23*)
USA Baseball Golden Spikes Performer of the Week (*Feb. 23*)
SEC Newcomer of the Week (*April 19*)
NCBWA Stopper of the Year Midseason Watch List
Dick Howser Trophy finalist
All-SEC (*second team*)
Newcomer All-SEC
Ferriss Trophy finalist (*Mississippi's college player of the year*)

Logan Tanner, C

Buster Posey Award semifinalist
Newcomer All-SEC

Every Day is Bump Day

Sims Shutting 'Em Down

- Bases loaded, no outs is never an ideal situation for a reliever to enter the game, however that is the situation **Landon Sims** started his season.
- The second-year freshman proceeded to strike out the side against No. 9 Texas and retired all 12 batters he faced in four perfect innings of work.
- Of his 12 outs, 10 were strikeouts, and he hasn't slowed that pace down since.
- Then, in a tie game versus Texas A&M in the series opener, Sims entered in the 10th and allowed just one base runner – a one-out walk in the 11th – and struck out seven of nine batters to earn the win.
- In 37 innings pitched, 73 of his 111 outs have come via strikeout (65.7%) and he has surrendered just two runs on 15 hits. His strikeouts per nine innings sits at 17.7.
- He owns a 3-0 record with eight saves and has been a part of three shutouts, including State's first no-hitter since 1999.
- Opponents are hitting just .120 against the reliever.

Ks for Days

- The Mississippi State pitching staff struck out 43 batters in its second weekend series of 2021 against Tulane to mark the second time in as many weekends it reached the 40 K mark.
- State also fanned 41 batters on the opening weekend at the State Farm College Baseball Classic.
- The 43 strikeouts of Green Wave batters are tied for the most in a three-game series for MSU since at least 2005, which equaled the 43 punchouts against Youngstown State to open the 2019 campaign.
- State then equaled that total against Arkansas during the opening weekend of SEC play. MSU fanned 13 in the series opener, 19 in the middle game and 13 in the finale.

No-No Against the Flashes

- For the ninth time in program history, MSU spun a no-hitter on the mound, as the quartet of **Jackson Fristoe** (6 IP), **Landon Sims** (1 IP), **Mikey Tepper** (1 2/3 IP) and **Cam Tullar** (1/3 IP) combined for the first no-hitter at Mississippi State since 1999.
- A seventh inning error and walk, along with a ninth inning free pass were the only blemishes on the scorecard.
- The 1999 no-hitter came on March 16 against Alcorn State in a 21-1 victory, as **Scott Polk**, **Justin Estel** and **Brian Compton** combined on the feat.
- Against the Braves, Polk allowed an unearned run over six innings with two walks and nine strikeouts. Estel fired one inning and walked one, while Compton walked one and struck out three in two innings of work.

Moving Up the Record Books

- In **Scott Foxhall's** first season at Mississippi State, his pitching staff helped State to the second-most wins in a single season and punched out a school-record 718 batters in 67 games.
- That season was the first in Mississippi State history that a pitching staff eclipsed the 700-strikeout mark and bested the previous mark by 63 punchouts (655; 1997).
- In 2021, his pitching staff will look for another deep postseason run to help them reach 700 strikeouts again.
- Entering the SEC Tournament, State has 661 strikeouts to rank No. 2 in program history.
- The 12.47 strikeouts per nine innings this season is nearly two strikeouts more than the next closest full season in MSU history, which was the 2019 team at 10.77 K/9.

Season (Games)	Strikeouts
1. 2019 (67 games)	718
2. 2021 (53 games)	661
3. 1997 (68 games)	655
4. 2018 (68 games)	619
5. 2013 (71 games)	588
6. 1999 (63 games)	582
7. 2016 (63 games)	576
8. 2017 (67 games)	562
9. 2001 (58 games)	539
10. 2012 (64 games)	536

10 Ks in 21 Straight

- Mississippi State piled up double-digit strikeouts in program-record 21 straight games from March 24–May 1, including at least 12 strikeouts in 16 of those games.
- In all, State has punched out double-digit batters in 43 of 53 games on the season.
- The 21-game streak featured 190 innings pitched and just 170 hits allowed to go along with 272 strikeouts (12.8 sopg). State walked just 89 and owned a .234 batting average against.
- That streak is 11 more than the previous mark of 10, which occurred twice. Earlier in 2021, State fanned at least 10 batters in 10 straight from February 26 against Tulane to March 12 versus Eastern Michigan.
- During the 10-game streak in 2021, State tossed 90 innings over 10 straight games of 10-plus Ks. MSU recorded 56 percent of the outs via strikeout. Of the 270 total outs, 150 of those came via strikeout for 15.0 strikeouts per nine innings.
- The 10 straight games equaled a streak from the 2001 pitching staff from April 11–22. That staff struck out 119 batters in 92 innings of work, an 11.6 strikeout per nine innings ratio.





Reliable Riley

- While his season has ended due to injury, senior **Riley Self** was a staple in the MSU bullpen for five seasons and sits No. 4 in all-time relief appearances at Mississippi State.

Player (Seasons)	RA
1. Johnson, Van (1995-98)	115
2. Harden, Jon (1989-92)	110
3. Reed, Caleb (2009-12)	92
4. Self, Riley (2017-present)	86
Mitchell, Ross (2012-15)	86
6. Holder, Jonathan (2012-14)	81

- The right-hander's 86 appearances came via 31 as a freshman, 18 as a sophomore, 23 during his junior season, seven in 2020 and 7 games in 2021.
- Self owns a 13-2 career record and nine saves in 112 1/3 innings of work.
- While he ranks among the top 10 in career relief appearances, he is also No. 6 all-time in total appearances at MSU.

Player (Seasons)	RA
1. Johnson, Van (1995-98)	115
2. Harden, Jon (1989-92)	110
3. Mitchell, Ross (2012-15)	100
4. Reed, Caleb (2009-12)	96
5. Polk, Scott (1995-99)	90
6. Self, Riley (2017-present)	86
7. Gironi, Chad (2010-13)	83
8. Tanksley, Scott (1993-95)	82
Intorcia, Trent (1983-86)	82
10. Martin, Mike (1986-88)	81
Holder, Jonathan (2012-14)	81

Price Nails It Down

- After piling up 14 saves during the 2017 season, senior **Spencer Price** missed 2018 due to injury and didn't collect a save in 2019, before claiming back-to-back saves versus Texas Tech to close out the 2020 campaign.
- There were 1,055 days between saves for Price, who posted his final save of 2017 versus Alabama on April 20 and his next save came on March 10, 2020 against No. 2 Texas Tech.
- Price ranks tied for No. 16 on the NCAA's active career charts with his 16 saves.

Player (Seasons)	Saves
1. Jonathan Holder (2012-13)	37
2. Van Johnson (1995-98)	29
3. Scott Tanksley (1993-95)	24
4. Caleb Reed (2009-12)	21
5. Pete Young (1987-89)	19
6. Jay Powell (1991-93)	17
7. Bryan Hardwick (1979-80, 82)	16
Cole Gordon (2016-19)	16
Spencer Price (2017, 19-20)	16
10. Adam Larson (1999-2001)	15

20K Club

- On Wednesday, March 3 in Pearl, Mississippi, the Bulldog pitching staff accomplished something that hadn't been done in 19 years: strike out 20 batters in a game.
- The MSU staff fanned 20 Golden Eagles, with **Houston Harding** (9), **Preston Johnson** (6), **Cam Tullar** (2) and **Stone Simmons** (5) combining to reach the mark.
- Prior to that, State last racked up 20 strikeouts exactly 19 years prior on March 3, 2002 against Jacksonville State. That day, *Joey Collums* (15) and *Jonathan Papelbon* (5) helped MSU reach the 20 K mark.

Streaking on the Mound

- On Saturday, March 12 the Mississippi State pitching staff closed out a 14-0 shutout of Eastern Michigan to mark its fourth straight shutout.
- State's four shutouts ran from March 7-12 and the overall scoreless innings streak spanned five games. It ultimately ended at 39 innings to set the school record for consecutive shutout innings.
- The streak included 65 strikeouts and just 21 base runners - only four of which reached third base.
- Only the 1909 team owned a longer streak, as that team shutout five straight opponents, and it is the 10th time in program history that an MSU pitching staff put together three-or-more straight shutouts:

Year	# of Games	Other
2021	4	36 IP, 61 K, 12 H, 6 BB 39 straight innings overall (school record) Includes no-hitter vs. Kent State (3/7)
1976	3	21 IP, 14 K, 9 H, 3 BB 29 straight innings overall
1973	3	23 IP
1972	3	27 IP
1971	3	21 IP, 22 K, 7 H, 1 BB 30 straight innings overall Includes no-hitter vs. Illinois Wesleyan (3/26-2)
1970	3	21 IP
1933	3	--
1918	3	--
1909	5	--
1907	3	--

Pitching Potables

Record By Starter

Pitcher	Starts	Team Record
Bednar, Will	11	8-3
Cerantola, Eric	4	2-2
Fristoe, Jackson	12	9-3
Koestler, Carlisle	2	2-0
MacLeod, Christian	14	11-3
Harding, Houston	5	3-2
Smith, Brandon	1	1-0
Smith, Cade	1	1-0
Stinnett, Parker	1	1-0
Tepper, Mikey	2	2-0

Starting Pitcher Run Support

Pitcher	Starts	Runs *	Runs Per Start
Bednar, Will	11	60	5.4
Cerantola, Eric	4	21	5.1
Fristoe, Jackson	12	89	7.4
Koestler, Carlisle	2	34	17.0
MacLeod, Christian	14	88	6.3
Harding, Houston	5	28	5.6
Smith, Brandon	1	7	7.0
Smith, Cade	1	10	10.0
Stinnett, Parker	1	6	6.0
Tepper, Mikey	2	37	18.5

* - Runs are based on total runs scored by the team in each pitchers starts, not just runs scored while the starting pitcher is in the game.



Going Yard

Below is a listing of all of the home runs for the 2021 season, including expanded data for those home runs hits at home.

Gm	Name	Inn.	On Base	Exit Velocity	Launch Angle	Distance
1	Hancock, Luke	4	--	--	--	--
1	Jordan, Rowdey	8	--	--	--	--
2	Jordan, Rowdey !	6	--	--	--	--
3	Hancock, Luke	6	1	--	--	--
4	James, Kamren	1	1	97	14	390 feet
6	Allen, Tanner	1	1	96	39	350 feet
6	James, Kamren !	6	--	99	27	392 feet
6	Hancock, Luke *	9	3	101	27	404 feet
7	James, Kamren	6	2	104	23	410 feet
11	James, Kamren	5	1	105	20	455 feet
12	Allen, Tanner	5	1	103	21	395 feet
15	Tanner, Logan *	9	2	105	22	405 feet
16	Tanner, Logan	3	--	101	29	388 feet
17	Hancock, Luke	4	1	101	22	357 feet
17	Hatcher, Josh	4	--	102	24	398 feet
17	Hancock, Luke !	6	--	96	28	379 feet
18	Skinner, Brayland	5	1	101	25	391 feet
23	James, Kamren !	3	--	106	23	433 feet
23	Allen, Tanner !	5	--	99	29	388 feet
24	Hancock, Luke !	6	--	99	34	389 feet
24	Tanner, Logan	6	--	105	19	374 feet
25	Jordan, Rowdey	6	--	95	27	353 feet
27	Hancock, Luke !	2	--	106	23	421 feet
27	Tanner, Logan !	4	--	97	28	318 feet
28	Jordan, Rowdey	5	2	102	33	370 feet
28	Cumbest, Brad	7	--	107	19	378 feet
28	Pimentel, Brandon	7	--	101	32	363 feet
29	Allen, Tanner	5	1	96	--	337 feet
29	James, Kamren	5	--	100	--	395 feet
30	James, Kamren	3	1	99	33	431 feet
30	Allen, Tanner	4	2	102	20	398 feet
30	Hatcher, Josh	6	--	107	22	390 feet
31	Tanner, Logan	8	2	107	26	437 feet
32	Jordan, Rowdey ^	1	--	101	36	381 feet
32	Forsythe, Lane	5	--	99	24	401 feet
32	Cumbest, Brad !	8	--	--	--	--
32	McDonald, Kyte	8	1	105	17	340 feet
32	Clark, Kellum	8	2	101	31	391 feet
33	James, Kamren !	4	--	107	23	391 feet
35	Jordan, Rowdey	5	--	97	38	374 feet
36	Tanner, Logan	1	2	104	25	412 feet
36	Leggett, Tanner	8	1	99	25	380 feet
38	Jordan, Rowdey ^	1	--	100	30	371 feet
38	Tanner, Logan	5	1	104	23	414 feet
39	Allen, Tanner	2	--	104	24	417 feet
40	Tanner, Logan	7	2	99	26	382 feet
40	Allen, Tanner !*	12	--	103	18	367 feet
42	Cumbest, Brad	2	1	103	22	410 feet
43	Tanner, Logan	5	1	--	--	--
43	Cumbest, Brad	5	1	--	--	--
45	Hancock, Luke	1	1	102	28	409 feet
45	Tanner, Logan	3	--	105	22	405 feet
45	Jordan, Rowdey	4	--	101	29	368 feet
46	Allen, Tanner !	5	--	102	24	391 feet
46	Jordan, Rowdey	6	--	97	34	391 feet
48	Clark, Kellum !	6	--	100	32	397 feet
49	Hancock, Luke !	4	--	100	18	358 feet
49	Tanner, Logan	4	--	105	25	417 feet
50	Hancock, Luke	1	1	105	18	365 feet
52	James, Kamren	2	--	--	--	--

60 total home run in 2021

! - Home run led off an inning | ^ - Leadoff home run (bottom/top 1st)

* - Walk-off home run

NOTE: Data not available for College Baseball Showdown or games at The Citadel.

The Last Time...

- SEC Tournament | % - NCAA Regional | ^ - NCAA Super Regional | \$ - College World Series

A MISSISSIPPI STATE TEAM...	
Won 15+ Consecutive Games	17 - February 15-March 8, 2013
Won 10+ Consecutive Games	14 - February 23-March 16, 2019
Won 10+ Consecutive SEC Games	12 - April 30-May 25, 2016
Won 5+ Consecutive SEC Games	5 - April 30-May 8, 2021
Lost 5+ Consecutive Games	6 - May 7-16, 2015
Lost 5+ Consecutive SEC Games	6 - May 7-16, 2015
Swept a Three-Game Series	Texas A&M; April 30-May 2, 2021
at Home	Texas A&M; April 30-May 2, 2021
on The Road	at Auburn; April 9-11, 2021
Swept a Non-Conference Three-Game Series	Eastern Michigan; March 12-14 2021
at Home	Eastern Michigan; March 12-14 2021
on The Road	at Hawaii-Hilo; 1985
Swept a Three-Game SEC Series	Texas A&M; April 30-May 2, 2021
at Home	Texas A&M; April 30-May 2, 2021
on The Road	at Auburn; April 9-11, 2021
Was Swept in a Three-Game Series	Arkansas; March 26-28, 2021
at Home	Arkansas; March 26-28, 2021
on The Road	at Arkansas; April 18-20, 2019
Was Swept in a Three-Game Non-Conference Series	at Southern Miss; February 16-18, 2018
at Home	Southeastern Louisiana; February 26-28, 2010
on The Road	at Southern Miss; February 16-18, 2018
Was Swept in a Three-Game SEC Series	Arkansas; March 26-28, 2021
at Home	Arkansas; March 26-28, 2021
on The Road	at Arkansas; April 18-20, 2019
Played An Extra-Inning Game	W, 8-7 (12 innings) - Texas A&M; April 30, 2021
Won An Extra-Inning Game	W, 8-7 (12 innings) - Texas A&M; April 30, 2021
Lost An Extra-Inning Game	L, 0-1 (10 innings) - Southern Miss; February 22, 2019
Played Consecutive Extra-Inning Games	May 4-5, 2018; at Alabama, W, 14-12 (10 innings) and L, 3-4 (10 innings)
Won Consecutive Games in Extra-Inning	May 10-11, 2014; Tennessee, W, 1-0 (10 innings) and W, 4-3 (12 innings)
Won on a Walk-Off	W, 8-7 (12 innings) - Texas A&M; April 30, 2021
Tanner Allen solo home run in the 12th inning	February 27-28, 2021; Tulane, W, 9-5 and W, 5-4
Luke Hancock grand slam in the ninth inning	
Tanner Allen two-RBI single in the ninth inning	

A MISSISSIPPI STATE OFFENSE...	
Scored 30+ Runs	32 - Jackson State; April 29, 1988
Scored 25+ Runs	27 - Alcorn State; April 20, 2010
Scored 20+ Runs	24 - South Carolina; May 16, 2019
Scored 15+ Runs	19 - UAB; April 20, 2021
Scored 10+ Runs In An Inning	12 - Arkansas State (8th); April 13, 2021
Scored 9+ Runs In An Inning	10 - at Auburn (1st); April 11, 2021
Scored 8+ Runs In An Inning	10 - at Auburn (1st); April 11, 2021
Had 30+ Hits	30 - Kentucky; April 30, 1989
Had 25+ Hits	26 - Little Rock; February 28, 1999
Had 20+ Hits	21 - South Carolina; May 16, 2019
Had 20+ Hits in Back-to-Back Games	Auburn (20, 21); March 23-24, 2019
Had 6+ Home Runs	6 - at UAB; March 18, 2008
Had 5+ Home Runs	5 - Arkansas State; April 13, 2021
Hit Back-To-Back Home Runs	4th Inning, Luke Hancock (Solo)/Logan Tanner (Solo) - Missouri; May 15, 2021
Hit Back-To-Back-To-Back Home Runs	8th Inning, Russ Sneed (2R HR)/Connor Powers (Solo)/Ryan Duffy (Solo) - Alabama; May 3, 2009
Had 3+ Triples	3 - Southern Cal; March 14, 2004
Had 8+ Doubles	8 - Auburn; March 24, 2019
Had 7+ Doubles	7 - UAB; April 20, 2021
Had 6+ Doubles	7 - UAB; April 20, 2021
Had 10+ Walks	11 - Texas A&M-1; May 1, 2021
Had 9+ Stolen Bases	10 - Arkansas-Pine Bluff; March 18, 2017
Had 8+ Stolen Bases	10 - Arkansas-Pine Bluff; March 18, 2017
Didn't Strikeout in a Game	Jackson State; February 26, 2019
Had Two or Fewer Strikeouts	2 - Eastern Michigan; March 12, 2021
Was Shut Out	Ole Miss (0-9); April 17, 2021
at Home	Ole Miss (0-9); April 17, 2021
on The Road	at Long Beach State (0-4); February 28, 2020
Back-To-Back Games	Auburn (0-5, 0-4); March 27-28, 2015
Three-Straight Games	vs. Southern Miss (0-3); March 24, 2018 and Auburn (0-5, 0-4); March 27-28, 2015

A MISSISSIPPI STATE DEFENSE...	
Turned 5+ Double Plays	5 - San Diego; March 8, 2015
Turned 4+ Double Plays	5 - San Diego; March 8, 2015
Turned 3+ Double Plays	3 - Texas A&M-1; May 1, 2021
Turned A Triple Play	Auburn-Montgomery; March 9, 1991
Had 5+ Errors	5 - at Vanderbilt; March 18, 2011
Had 4+ Errors	4 - Missouri; May 15, 2021
Threw Out 3 Base Runners	3 - Logan Tanner; Tulane; February 26, 2021



MISSISSIPPI STATE PITCHING STAFF...

Threw a No-Hitter	Jackson Fristoe (6 IP), Landon Sims (1 IP), Mikey Tepper (1 2/3 IP), Cam Tullar (1/3 IP); Kent State, March 7, 2021
Held Opponent To 1 Hit	at Texas A&M; May 3, 2019
Held Opponent To 2 Hits	Eastern Michigan; March 13, 2021
NOTE: Jacksonville State (5/18/21) had just two hits in a five-inning, rain-shortened game	
Struck Out 20+ Batters	20 - vs. Southern Miss; March 3, 2021
Struck Out 15+ Batters	16 - at South Carolina; May 8, 2021
Did Not Issue A Walk	at Auburn; April 10, 2021
Shut Out An Opponent	at South Carolina (9-0); May 7, 2021
at Home	Eastern Michigan (14-0); March 12, 2021
on The Road	at South Carolina (9-0); May 7, 2021
Neutral Site Game	vs. Washington (1-0); June 16, 2018 \$
Postseason Game	vs. Washington (1-0); June 16, 2018 \$
Back-To-Back Shutouts	2021 (Kent State, March 7 [13-0]; Grambling, March 9 [10-0] and Louisiana-Lafayette, March 10 [4-0])
Three Straight Shutouts	2021 (Kent State, March 7 [13-0]; Grambling, March 9 [10-0] and Louisiana-Lafayette, March 10 [4-0]; Eastern Michigan, March 12 [14-0])
Four Straight Shutouts	2021 (Kent State, March 7 [13-0]; Grambling, March 9 [10-0] and Louisiana-Lafayette, March 10 [4-0]; Eastern Michigan, March 12 [14-0])
Shut Out An SEC Opponent	at South Carolina (9-0); May 7, 2021
at Home	Alabama (6-0); April 12, 2019
On The Road	at South Carolina (9-0); May 7, 2021
Neutral Site	vs. Georgia (3-0); May 24, 2017 #

A MISSISSIPPI STATE BATTER HAD...

Hit for the Cycle	Brad Freeman; South Alabama, February 17, 1998
Walk-Off Hit	Tanner Allen (solo HR); Texas A&M, April 30, 2021
8+ At-Bats	8 - Jordan Westburg, Tanner Allen & Rowdey Jordan vs. LSU, May 22, 2019 #
6+ Hits	6 - Adam Frazier; at Virginia, June 8, 2013
5+ Hits	5 - Tanner Allen; South Carolina, May 16, 2019
4+ Hits	4 - Tanner Allen; Texas A&M, April 30, 2021
2+ Hits In An Inning	Tanner Allen (1B, 3B; 1st inning); at Auburn, April 11, 2021
5+ Runs	5 - Jon Knott; Little Rock, February 28, 1999
4+ Runs	4 - Tanner Allen; at South Carolina, May 8, 2021
3+ Doubles	3 - Justin Foscoe; Georgia, April 26, 2019
2+ Triples	2 - C.T. Bradford; at Arizona, March 9, 2014
3+ Home Runs	3 - Brent Rooker; vs. Kentucky, April 8, 2017
2+ Home Runs	2 - Luke Hancock; Samford, March 16, 2021
Inside-The-Park Home Run	Cody Brown; vs. Kentucky, April 7, 2017
Pinch Hit Home Run	Kyte McDonald; Arkansas State, April 13, 2021
Leadoff Home Run (Top or bottom of 1st inning)	Rowdey Jordan (Bottom 1st); Arkansas State, April 13, 2021
Walk-Off Home Run	Tanner Allen (solo); Texas A&M, April 30, 2021
Hit a Grand Slam	Luke Hancock; Tulane, February 28, 2021
Multiple Grand Slams	Never
A Pinch Hit Grand Slam	Never
10+ RBIs	11 - Jason Nappi; at UAB, March 18, 2008
9+ RBIs	9 - Ryan Duffy; vs. Jackson State, April 6, 2010
8+ RBIs	8 - Brent Rooker; vs. Indiana State, February 24, 2017
7+ RBIs	7 - Jordan Westburg; vs. North Carolina, June 19, 2018 \$
10+ Total Bases	13 - Brent Rooker; vs. Kentucky, April 8, 2017
4+ Walks	4 - Logan Tanner; Kent State, March 5, 2021
3+ Walks	3 - Kamren James & Rowdey Jordan; Texas A&M-1, May 1, 2021
4+ Stolen Bases	4 - Derrick Armstrong; vs. Michigan State, March 1, 2014
3+ Stolen Bases	3 - Tanner Leggett; Southern, April 6, 2021
Stole Home	Kamren James; Jackson State, February 24, 2021
4+ Hit By Pitches	4 - Rowdey Jordan; at Auburn, April 11, 2021
3+ Hit By Pitches	4 - Rowdey Jordan; at Auburn, April 11, 2021

A MISSISSIPPI STATE PITCHER HAD...

A Perfect Game	J.T. Peatross; Mississippi College (1-0), 1918
A No-Hitter	Jackson Fristoe (6 IP), Landon Sims (1 IP), Mikey Tepper (1 2/3 IP), Cam Tullar (1/3 IP); Kent State, March 7, 2021
A Complete Game No-Hitter	Gene Morgan (7 IP); at Hawaii-Hilo (2-0), April 6, 1985
A Complete Game (9 Inn.)	Jacob Billingsley; at Southern Miss (8-1), June 6, 2017 %
A Complete Game (7 Inn.)	JT Ginn; at Texas A&M-1 (0-1), May 4, 2019
Complete-Game 1-Hitter	Unknown
Complete-Game 2-Hitter	Ricky Bowen; vs. Ole Miss, March 16, 2008
Consecutive Complete Games	Dakota Hudson; 2016 (at Auburn (4-0), May 13 and Arkansas (7-0), May 19)
A Complete-Game Shutout	Dakota Hudson; vs. Arkansas (7-0), May 19, 2016
at Home	Dakota Hudson; vs. Arkansas (7-0), May 19, 2016
on The Road	Dakota Hudson; at Auburn (4-0), May 13, 2016
SEC Game	Dakota Hudson; vs. Arkansas (7-0), May 19, 2016
as a Freshman	Scott Tanksley; vs. Mississippi College (6-0), April 20, 1993
Postseason Game	B.J. Wallace; vs. Nicholls State (1-0), May 21, 1992 %
17+ Strikeouts	17 - Chris Stratton; at LSU, March 16, 2012
15+ Strikeouts	15 - Ethan Small; Alabama, April 14, 2019
10+ Strikeouts	13 - Will Bednar; at South Carolina, May 8, 2021
Recorded Two Saves In One Day	Trevor Fitts; vs. Marshall and Alabama A&M, February 22, 2015

Hit It Hard

Top 10 Exit Velocities

Below is a listing of the top-10 hardest hit balls by MSU in 2021.

Exit Velocity	Name	Opponent	Result
111.43	Tanner, Logan	at South Carolina (5/7)	Single
111.22	Tanner, Logan	Tulane (2/27)	Single
111.21	Cumbest, Brad	Southern (4/6)	Single
110.38	Jordan, Rowdey	at Auburn (4/9)	Error
109.61	Allen, Tanner	Ole Miss (4/18)	Triple
109.47	James, Kamren	Tulane (2/27)	Ground Out
109.11	Allen, Tanner	Kent State (3/7)	Line Out
108.92	Jordan, Rowdey	Samford (3/16)	Double
108.91	Tanner, Logan	at Vanderbilt (4/250)	Ground Out
108.79	Cumbest, Brad	at Vanderbilt (4/25)	Single

NOTE: Data not available for College Baseball Showdown.

Individual Exit Velocities

Below is a listing of each MSU student-athlete's average and top exit velocity of the 2021 season.

Name	Top EV	Average EV
Allen, Tanner	109.61	91.73
Clark, Kellum	100.99	81.66
Cumbest, Brad	111.21	92.58
Dubrule, Scotty	102.94	83.97
Forsythe, Lane	103.70	87.83
Garner, Kace	95.28	87.84
Hancock, Luke	107.16	88.12
Hatcher, Josh	107.43	87.40
James, Kamren	109.47	88.53
Jordan, Rowdey	110.38	89.08
Leggett, Tanner	103.96	85.07
McDonald, Kyte	104.98	88.00
McGowan, Drew	106.08	79.91
Pimentel, Brandon	102.71	89.50
Skinner, Brayland	106.77	90.33
Tanner, Logan	111.44	90.22

NOTE: Data not available for College Baseball Showdown.

Barrel Count

Below is a listing of each MSU student-athlete's total barreled balls in 2021.

Name	2021 Barrels	2020 Barrels
Allen, Tanner	20	1
Clark, Kellum	2	--
Cumbest, Brad	4	1
Dubrule, Scotty	2	--
Forsythe, Lane	4	--
Garner, Kace	1	--
Hancock, Luke	11	--
Hatcher, Josh	15	8
James, Kamren	15	6
Jordan, Rowdey	12	3
Leggett, Tanner	4	--
McDonald, Kyte	5	--
McGowan, Drew	--	--
Pimentel, Brandon	1	4
Skinner, Brayland	3	--
Tanner, Logan	18	2

NOTE: A barreled ball is 98-plus exit velocity and a 10-35 degree launch angle. Barreled balls include all balls put in play ... Data not available for College Baseball Showdown.



Season Statistics

Record: 40-13 Home: 25-8 Away: 12-4 Neutral: 3-1 SEC: 20-10

Player	avg	gp-gs	ab	r	h	2b	3b	hr	rbi	tb	slg%	bb	hp	so	gdp	ob%	sf	sh	sb-att	po	a	e	fld%
5 Allen, Tanner	.387	52-52	204	54	79	13	5	8	53	126	.618	17	13	28	4	.460	3	0	8-11	67	5	0	1.000
4 Jordan, Rowdey	.315	53-53	200	57	63	14	3	9	38	110	.550	28	16	32	3	.431	4	0	7-8	90	2	2	.979
3 Dubrule, Scotty	.287	52-46	171	36	49	6	0	0	22	55	.322	27	1	22	2	.387	0	3	5-9	77	94	3	.983
19 Tanner, Logan	.286	52-51	189	35	54	10	0	11	40	97	.513	29	0	35	6	.379	1	0	0-1	542	22	3	.995
20 Hancock, Luke	.268	53-53	183	35	49	4	0	10	51	83	.454	36	6	13	6	.394	6	0	3-3	180	14	1	.995
6 James, Kamren	.267	52-52	191	36	51	10	0	9	47	88	.461	23	6	44	2	.354	6	0	15-16	27	57	13	.866

25 McDonald, Kyte	.389	12-1	18	5	7	4	0	1	6	14	.778	1	0	2	0	.421	0	0	0-0	0	0	0	.000
33 Cumbest, Brad	.329	36-21	76	16	25	5	1	4	15	44	.579	8	1	22	1	.391	2	0	2-2	27	1	2	.933
50 Pimentel, Brandon	.286	10-1	14	3	4	0	0	1	6	7	.500	3	0	6	1	.412	0	0	0-0	19	2	0	1.000
9 Jordan, Landon	.281	12-9	32	2	9	2	0	0	5	11	.344	6	1	8	1	.410	0	1	2-2	3	13	0	1.000
11 Clark, Kellum	.279	18-11	43	14	12	3	1	2	7	23	.535	7	2	11	0	.404	0	0	1-1	8	0	1	.889
43 Forsythe, Lane	.262	44-43	141	28	37	5	0	1	17	45	.319	18	3	44	1	.354	2	3	1-1	42	88	13	.909
12 Meche, Davis	.250	10-0	12	4	3	1	0	0	1	4	.333	2	1	4	0	.400	0	0	0-0	2	7	0	1.000
31 Leggett, Tanner	.234	37-18	77	17	18	4	0	1	9	25	.325	9	3	25	3	.333	1	4	5-7	22	30	5	.912
36 Skinner, Brayland	.213	38-19	75	14	16	3	1	1	10	24	.320	10	4	20	1	.337	0	0	5-6	34	1	0	1.000
8 McGowan, Drew	.212	24-8	33	6	7	2	0	0	7	9	.273	8	1	3	1	.364	2	0	2-3	12	1	0	1.000
10 Hatcher, Josh	.186	47-39	140	15	26	8	0	2	12	40	.286	8	3	29	3	.245	0	1	5-6	228	21	3	.988
44 Garner, Kace	.154	11-0	13	4	2	1	0	0	3	3	.231	3	0	3	0	.313	0	0	0-0	19	0	0	1.000
Totals	.282	53	1812	381	511	95	11	60	349	808	.446	243	61	351	35	.380	27	12	61-76	1423	397	53	.972
Opponents	.211	53	1758	215	371	56	5	49	194	584	.332	206	38	661	25	.306	9	11	26-43	1358	497	66	.966

LOB - Team (418), Opp (384). DPs turned - Team (38), Opp (41). CI - Team (0), Opp (2). IBB - Team (5), James 1, Hatcher 1, Clark 1, Allen 1, Hancock 1, Opp (6). Picked off - Jordan, R. 1.

(All games Sorted by Earned run avg)

Player	era	w-l	app	gs	cg	sho	sv	ip	h	r	er	bb	so	2b	3b	hr	b/avg	wp	hp	bk	sfa	sha
24 Bednar, Will	2.90	6-1	13	11	0	0/3	0	62.0	49	22	20	16	97	9	1	8	.217	2	4	1	2	1
28 MacLeod, Christian	3.14	5-3	14	14	0	0/2	0	66.0	57	29	23	23	90	5	0	11	.228	5	2	0	1	2

38 Alford, Kole	0.00	0-0	1	0	0	0/0	0	0.1	1	0	0	1	1	0	0	0	.500	0	0	0	0	0
23 Sims, Landon	0.49	3-0	17	0	0	0/3	8	37.0	15	2	2	12	73	4	0	0	.120	2	0	0	0	1
18 Patrick, Chase	0.79	0-0	15	0	0	0/0	0	11.1	9	1	1	4	8	0	0	1	.237	4	1	0	0	1
51 Carmouche, Dylan	1.23	1-0	9	0	0	0/1	0	7.1	6	2	1	3	11	1	0	0	.222	1	1	0	1	0
32 Stinnett, Parker	1.65	1-0	14	1	0	0/2	1	16.1	5	3	3	13	27	2	0	0	.091	7	4	1	0	0
48 Harding, Houston	2.64	6-2	17	5	0	0/1	0	44.1	37	17	13	13	45	7	0	5	.224	4	2	1	0	2
7 Smith, Brandon	2.76	4-2	16	1	0	0/2	1	29.1	22	14	9	6	35	4	0	3	.195	3	1	0	0	1
2 Hunt, KC	3.75	0-0	12	0	0	0/2	0	12.0	9	5	5	7	14	1	0	1	.209	8	2	0	0	0
17 Simmons, Stone	3.92	1-1	15	0	0	0/0	2	20.2	17	11	9	6	26	3	0	0	.218	1	1	0	0	1
29 Koestler, Carlisle	4.12	3-0	11	2	0	0/0	0	19.2	20	9	9	7	23	3	0	2	.260	3	3	0	1	1
15 Smith, Cade	4.32	2-0	5	1	0	0/0	0	8.1	6	5	4	5	14	1	0	1	.194	0	1	0	0	0
35 Johnson, Preston	4.50	2-0	16	0	0	0/3	0	20.0	15	12	10	10	34	0	0	2	.211	0	3	0	1	0
39 Tepper, Mikey	5.25	2-0	11	2	0	0/1	0	12.0	8	8	7	9	14	2	0	1	.174	6	0	2	0	0
27 Fristoe, Jackson	5.29	3-3	14	12	0	0/1	0	47.2	39	29	28	34	67	4	3	8	.219	5	3	1	0	1
14 Self, Riley	5.40	0-0	7	0	0	0/2	0	5.0	9	4	3	4	7	1	0	0	.375	0	0	0	0	0
45 Tullar, Cam	5.50	0-0	20	0	0	0/1	1	18.0	18	11	11	9	24	4	0	1	.257	2	1	0	2	0
40 Forrester, Jaxen	6.00	0-0	3	0	0	0/1	0	3.0	2	2	2	2	1	1	0	0	.200	2	0	0	1	0
37 Cerantola, Eric	6.06	0-1	9	4	0	0/0	0	16.1	12	11	11	10	23	0	1	2	.203	4	6	0	0	0
26 Lovett, Xavier	6.75	0-0	6	0	0	0/1	0	4.0	3	4	3	2	1	2	0	0	.188	1	1	0	0	0
55 Price, Spencer	7.36	1-0	9	0	0	0/1	0	7.1	5	6	6	5	13	0	0	2	.179	2	1	0	0	0
47 Talley, Drew	9.00	0-0	4	0	0	0/1	0	3.0	5	4	3	1	7	2	0	0	.357	0	0	0	0	0
13 Rokose, Davis	10.80	0-0	4	0	0	0/0	0	3.1	2	4	4	4	6	0	0	1	.167	0	1	0	0	0
Totals	3.55	40-13	53	53	0	7/7	13	474.1	371	215	187	206	661	56	5	49	.211	62	38	6	9	11
Opponents	6.66	13-40	53	53	2	1/0	6	452.2	511	381	335	243	351	95	11	60	.282	54	61	6	27	12

PB - Team (3), Tanner 2, Hancock 1, Opp (8). Pickoffs - Team (2), Harding 1, Patrick 1, Opp (1). SBA/ATT - Tanner (20-30), MacLeod (6-11), Bednar (5-7), Hancock (6-7), Patrick (0-3), Fristoe (1-3), Tepper (3-3), Harding (2-3), Johnson (2-2), Cerantola (2-2), Simmons (1-1), Self (0-1), Tullar (0-1), Carmouche (1-1), Talley (0-1), Stinnett (1-1), Hunt (0-1), Price

Southeastern Conference Statistics

Record: 20-10 Home: 9-6 Away: 11-4 SEC: 20-10

Player	avg	gp-gs	ab	r	h	2b	3b	hr	rbi	tb	slg%	bb	hp	so	gdp	ob%	sf	sh	sb-att	po	a	e	fld%
5 Allen, Tanner	.411	30-30	124	27	51	8	5	6	34	87	.702	8	9	13	3	.472	3	0	2-5	39	1	0	1.000
4 Jordan, Rowdey	.333	30-30	117	34	39	8	1	5	18	64	.547	19	11	17	3	.469	0	0	3-3	62	1	1	.984
19 Tanner, Logan	.274	30-30	117	19	32	7	0	7	20	60	.513	16	0	22	3	.361	0	0	0-0	346	12	2	.994
3 Dubrule, Scotty	.260	29-25	96	14	25	2	0	0	7	27	.281	11	1	14	1	.343	0	1	2-4	48	49	0	1.000
6 James, Kamren	.257	30-30	113	18	29	5	0	5	23	49	.434	18	2	27	2	.360	3	0	4-5	12	29	5	.891
20 Hancock, Luke	.239	30-30	109	16	26	1	0	4	24	39	.358	15	4	9	3	.338	5	0	1-1	83	7	1	.989
43 Forsythe, Lane	.204	30-30	103	13	21	2	0	0	9	23	.223	9	2	37	0	.276	2	3	0-0	36	65	11	.902

11 Clark, Kellum	.300	10-7	30	8	9	2	1	1	3	16	.533	2	1	8	0	.364	0	0	1-1	6	0	1	.857
33 Cumbest, Brad	.268	16-10	41	4	11	3	0	1	6	17	.415	4	0	10	1	.326	1	0	1-1	13	0	1	.929
36 Skinner, Brayland	.197	26-17	61	9	12	3	0	1	7	18	.295	8	3	17	1	.319	0	0	5-6	31	1	0	1.000
31 Leggett, Tanner	.180	22-13	50	7	9	3	0	0	6	12	.240	3	3	20	1	.263	1	3	0-1	16	25	5	.891
10 Hatcher, Josh	.145	25-18	69	5	10	3	0	1	4	16	.232	1	0	17	1	.157	0	1	0-1	103	13	1	.991
50 Pimentel, Brandon	.000	1-0	2	0	0	0	0	0	0	0	.000	0	0	1	1	.000	0	0	0-0	3	0	0	1.000
25 McDonald, Kyte	.000	2-0	2	0	0	0	0	0	0	0	.000	0	0	1	0	.000	0	0	0-0	0	0	0	.000
12 Meche, Davis	.000	1-0	1	0	0	0	0	0	0	0	.000	0	0	0	0	.000	0	0	0-0	1	1	0	1.000
8 McGowan, Drew	.000	3-0	0	0	0	0	0	0	0	0	.000	0	0	0	0	.000	0	0	0-0	0	0	0	.000
44 Garner, Kace	.000	1-0	0	0	0	0	0	0	0	0	.000	0	0	0	0	.000	0	0	0-0	1	0	0	1.000
Totals	.265	30	1035	174	274	47	7	31	161	428	.414	114	36	213	20	.353	15	8	19-28	814	229	30	.972
Opponents	.231	30	1025	146	237	32	3	35	132	380	.371	127	14	355	18	.322	7	10	14-21	798	268	28	.974

LOB - Team (237), Opp (223). DPs turned - Team (26), Opp (24). CI - Team (0), Opp (1). IBB - Team (4), James 1, Hancock 1, Clark 1, Allen 1, Opp (5). Picked off - Jordan, R. 1.

(SEC games only Sorted by Earned run avg)

Player	era	w-l	app	gs	cg	sho	sv	ip	h	r	er	bb	so	2b	3b	hr	b/avg	wp	hp	bk	sfa	sha
24 Bednar, Will	3.27	6-1	10	10	0	0/2	0	55.0	47	22	20	16	83	7	1	8	.229	2	3	1	2	1
28 MacLeod, Christian	3.51	4-2	10	10	0	0/1	0	51.1	43	22	20	17	62	4	0	8	.223	2	1	0	1	1

14 Self, Riley	0.00	0-0	1	0	0	0/0	0	0.1	0	0	0	1	0	0	0	0	.000	0	0	0	0	0
55 Price, Spencer	0.00	0-0	1	0	0	0/0	0	0.1	0	0	0	0	0	0	0	0	.000	0	0	0	0	0
23 Sims, Landon	0.36	2-0	12	0	0	0/1	7	25.1	9	1	1	9	43	1	0	0	.108	2	0	0	0	1
18 Patrick, Chase	1.59	0-0	8	0	0	0/0	0	5.2	5	1	1	4	3	0	0	1	.278	2	0	0	0	1
32 Stinnett, Parker	2.89	0-0	8	0	0	0/0	1	9.1	4	3	3	8	12	2	0	0	.125	6	2	0	0	0
17 Simmons, Stone	3.86	0-1	9	0	0	0/0	1	14.0	12	8	6	5	18	1	0	0	.222	1	1	0	0	1
48 Harding, Houston	4.01	4-1	11	1	0	0/0	0	24.2	24	14	11	8	18	2	0	4	.253	1	2	0	0	2
7 Smith, Brandon	4.70	1-2	10	0	0	0/1	1	15.1	18	13	8	4	19	4	0	3	.269	2	1	0	0	1
45 Tullar, Cam	5.06	0-0	12	0	0	0/0	1	10.2	13	6	6	3	15	3	0	0	.295	2	1	0	2	0
37 Cerantola, Eric	6.00	0-0	3	1	0	0/0	0	3.0	0	2	2	3	2	0	0	0	.000	2	1	0	0	0
35 Johnson, Preston	6.08	2-0	11	0	0	0/2	0	13.1	12	11	9	8	20	0	0	2	.245	0	1	0	0	0
51 Carmouche, Dylan	6.75	0-0	2	0	0	0/0	0	1.1	3	2	1	1	2	1	0	0	.429	1	0	0	1	0
27 Fristoe, Jackson	7.58	1-3	9	8	0	0/0	0	29.2	31	26	25	28	44	4	2	5	.265	5	1	1	0	1
29 Koestler, Carlisle	9.00	0-0	3	0	0	0/0	0	4.0	6	4	4	2	4	1	0	1	.375	0	0	0	1	1
15 Smith, Cade	9.00	0-0	1	0	0	0/0	0	2.0	2	2	2	2	3	0	0	1	.250	0	0	0	0	0
2 Hunt, KC	9.00	0-0	2	0	0	0/1	0	2.0	2	2	2	3	3	0	0	1	.250	0	0	0	0	0
39 Tepper, Mikey	15.75	0-0	5	0	0	0/0	0	4.0	6	7	7	5	4	2	0	1	.333	3	0	1	0	0
Totals	4.25	20-10	30	30	0	3/3	11	271.1	237	146	128	127	355	32	3	35	.231	31	14	3	7	10
Opponents	5.18	10-20	30	30	2	1/0	5	266.0	274	174	153	114	213	47	7	31	.265	26	36	1	15	8

PB - Team (2), Tanner 1, Hancock 1, Opp (3). Pickoffs - Team (0), Opp (1). SBA/ATT - Tanner (13-18), MacLeod (3-6), Bednar (5-5), Patrick (0-2), Fristoe (1-2), Stinnett (1-1), Johnson (1-1), Cerantola (1-1), Simmons (1-1), Hancock (1-1), Tullar (0-1), Carmouche (1-1).



Last 10 Games Statistics

(Last 10 Games Sorted by Earning avg)

Record: 7-3 Home: 2-2 Away: 5-1 SEC: 6-3

Player	avg	gp-gs	ab	r	h	2b	3b	hr	rbi	tb	slg%	bb	hp	so	gdp	ob%	sf	sh	sb-att	po	a	e	fld%
5 Allen, Tanner	.488	10-10	43	8	21	3	2	1	13	31	.721	3	1	2	1	.521	1	0	1-1	10	0	0	1.000
4 Jordan, Rowdey	.342	10-10	38	13	13	4	0	2	9	23	.605	8	3	8	0	.490	0	0	2-2	24	0	0	1.000
19 Tanner, Logan	.333	10-10	39	5	13	1	0	2	4	20	.513	6	0	3	1	.422	0	0	0-0	107	3	1	.991
3 Dubrule, Scotty	.316	10-10	38	6	12	0	0	0	2	12	.316	5	0	4	0	.395	0	1	1-1	14	23	1	.974
11 Clark, Kellum	.300	9-8	30	8	9	2	1	1	3	16	.533	3	0	7	0	.364	0	0	1-1	5	0	1	.833
20 Hancock, Luke	.250	10-10	40	6	10	0	0	3	10	19	.475	5	0	1	1	.326	1	0	0-0	70	3	1	.986
43 Forsythe, Lane	.206	10-10	34	8	7	1	0	0	3	8	.235	3	1	11	0	.289	0	1	0-0	10	21	5	.861
6 James, Kamren	.184	10-10	38	4	7	2	0	1	7	12	.316	4	1	9	1	.273	1	0	1-1	1	4	0	1.000

36 Skinner, Brayland	.286	7-1	7	1	2	1	0	0	0	3	.429	1	0	2	0	.375	0	0	1-1	5	0	0	1.000
31 Leggett, Tanner	.167	9-6	24	4	4	2	0	0	4	6	.250	1	0	11	0	.192	1	2	0-1	3	11	2	.875
33 Cumbest, Brad	.125	6-5	16	1	2	2	0	0	2	4	.250	2	0	4	1	.211	1	0	0-0	4	1	1	.833
10 Hatcher, Josh	.000	5-0	1	0	0	0	0	0	0	0	.000	0	0	0	0	.000	0	0	0-1	5	3	0	1.000
8 McGowan, Drew	.000	1-0	0	0	0	0	0	0	0	0	.000	0	0	0	0	.000	0	0	0-0	0	0	0	.000
Totals	.287	10	348	64	100	18	3	10	57	154	.443	41	6	62	5	.368	5	4	7-9	262	78	13	.963
Opponents	.221	10	331	43	73	8	0	9	39	108	.326	42	8	108	4	.322	1	5	6-8	258	79	10	.971

LOB - Team (82), Opp (82). DPs turned - Team (4), Opp (6). IBB - Team (2), Allen 1, Clark 1, Opp (3).

(Last 10 Games Sorted by Earned run avg)

Player	era	w-l	app	gs	cg	sho	sv	ip	h	r	er	bb	so	2b	3b	hr	b/avg	wp	hp	bk	sfa	sha
28 MacLeod, Christian	2.12	2-0	3	3	0	0/1	0	17.0	12	5	4	5	17	0	0	1	.197	1	0	0	0	1
24 Bednar, Will	2.37	2-0	3	3	0	0/1	0	19.0	16	6	5	4	30	2	0	2	.222	1	0	1	1	0

23 Sims, Landon	0.00	0-0	4	0	0	0/0	3	7.0	2	0	0	3	13	0	0	0	.087	0	0	0	0	0
18 Patrick, Chase	0.00	0-0	1	0	0	0/0	0	1.2	0	0	0	3	2	0	0	0	.000	1	0	0	0	0
2 Hunt, KC	0.00	0-0	1	0	0	0/1	0	1.0	1	0	0	2	2	0	0	0	.250	0	0	0	0	0
37 Cerantola, Eric	0.00	0-0	1	0	0	0/0	0	0.2	0	0	0	0	0	0	0	0	.000	0	0	0	0	0
55 Price, Spencer	0.00	0-0	1	0	0	0/0	0	0.1	0	0	0	0	1	0	0	0	.000	0	0	0	0	0
17 Simmons, Stone	1.80	0-1	3	0	0	0/0	0	5.0	4	3	1	1	6	0	0	0	.211	0	1	0	0	1
32 Stinnett, Parker	1.93	1-0	3	1	0	0/0	0	4.2	2	1	1	7	7	0	0	0	.125	1	2	0	0	0
7 Smith, Brandon	3.00	0-1	4	0	0	0/1	0	6.0	7	5	2	0	8	2	0	1	.269	1	0	0	0	1
48 Harding, Houston	3.72	1-1	3	1	0	0/0	0	9.2	10	6	4	3	1	1	0	1	.256	0	2	0	0	1
35 Johnson, Preston	4.91	1-0	5	0	0	0/1	0	3.2	5	3	2	2	7	0	0	1	.313	0	0	0	0	0
29 Koestler, Carlisle	5.40	0-0	1	0	0	0/0	0	1.2	2	1	1	0	1	1	0	0	.286	0	1	0	0	0
27 Fristoe, Jackson	7.50	0-0	3	2	0	0/0	0	6.0	3	5	5	7	6	0	0	1	.150	2	1	0	0	1
15 Smith, Cade	9.00	0-0	1	0	0	0/0	0	2.0	2	2	2	2	3	0	0	1	.250	0	0	0	0	0
45 Tullar, Cam	21.60	0-0	3	0	0	0/0	0	1.2	6	4	4	2	3	2	0	0	.545	0	1	0	0	0
39 Tepper, Mikey	54.00	0-0	1	0	0	0/0	0	0.1	1	2	2	1	1	0	0	1	.500	1	0	0	0	0
Totals	3.40	7-3	10	10	0	2/2	3	87.1	73	43	33	42	108	8	0	9	.221	8	8	1	1	5
Opponents	5.97	3-7	10	10	0	0/0	0	86.0	100	64	57	41	62	18	3	10	.287	13	6	1	5	4

PB - Team (1), Tanner 1, Opp (3). SBA/ATT - Tanner (6-7), MacLeod (3-4), Simmons (1-1), Fristoe (1-1), Patrick (0-1), Bednar (1-1).

Team Game-by-Game (Hitting)

Date	Opponent	ab	r	h	rbi	2b	3b	hr	tb	bb	ibb	sb	cs	hbp	sac	sf	gdp	k	po	a	e	lob	avg
Feb 20	vs Texas	40	8	12	7	1	0	2	19	5	0	1	0	0	0	0	0	10	27	2	0	10	.300
Feb 21	vs TCU	33	2	7	2	1	0	1	11	2	0	0	0	0	0	0	2	11	27	9	2	6	.260
Feb 22	vs Texas Tech	37	11	12	10	1	1	1	18	6	0	0	1	0	0	0	1	5	27	8	0	5	.282
Feb 24	JACKSON STATE	33	7	10	5	3	0	1	16	7	0	5	0	2	0	0	1	3	27	14	3	11	.287
Feb 26	TULANE	34	3	6	2	3	0	0	9	2	0	1	0	1	0	0	0	6	27	6	4	7	.266
Feb 27	TULANE	34	9	10	9	0	0	3	19	7	1	1	0	0	0	0	1	4	27	10	0	9	.270
Feb 28	TULANE	32	5	7	5	2	0	1	12	7	0	1	0	0	0	0	1	10	27	5	3	8	.263
Mar 03	vs Southern Miss	30	4	9	4	1	1	0	12	5	0	1	0	0	1	1	2	5	27	4	2	9	.267
Mar 05	KENT STATE	29	8	6	8	0	1	0	8	9	0	6	1	3	0	0	0	6	27	7	1	9	.262
Mar 06	KENT STATE	34	5	10	5	3	0	0	13	4	0	0	0	0	1	0	1	5	27	13	1	7	.265
Mar 07	KENT STATE	37	13	16	12	2	0	1	21	6	0	1	0	2	0	1	1	6	27	4	1	9	.282
Mar 09	GRAMBLING	32	10	11	10	2	0	1	16	8	0	0	0	2	1	1	2	4	27	7	0	10	.286
Mar 10	LOUISIANA	25	4	4	2	1	0	0	5	3	0	1	1	1	0	2	0	8	27	7	0	3	.279
Mar 12	EASTERN MICHIGAN	37	14	14	14	7	0	0	21	10	0	4	0	0	0	1	0	8	27	4	0	10	.287
Mar 13	EASTERN MICHIGAN	28	4	4	4	0	0	1	7	3	0	1	0	2	0	0	2	4	27	12	0	5	.279
Mar 14	EASTERN MICHIGAN	32	4	8	4	1	0	1	12	1	0	0	1	3	0	0	0	2	27	5	1	8	.277
Mar 16	SAMFORD	33	10	10	10	1	0	3	20	8	0	2	1	1	0	0	0	7	27	15	1	8	.279
*Mar 19	at LSU	37	6	11	6	2	0	1	16	2	1	1	0	2	0	0	1	4	27	8	1	8	.280
*Mar 20	at LSU	28	3	4	3	1	0	0	5	5	0	0	2	0	1	1	0	5	27	6	1	5	.274
*Mar 21	at LSU	31	3	6	3	2	0	0	8	2	0	1	0	1	0	1	1	7	24	9	0	5	.270
Mar 24	NORTH ALABAMA	41	18	14	14	1	1	0	17	10	0	3	0	2	0	0	0	9	27	4	0	11	.274
*Mar 26	ARKANSAS	30	2	4	2	0	0	0	4	5	0	0	0	2	0	0	1	5	27	5	1	8	.268
*Mar 27	ARKANSAS	36	5	10	5	3	0	2	19	2	0	0	0	1	0	0	2	12	27	8	2	7	.269
*Mar 28	ARKANSAS	37	4	13	4	1	0	2	20	2	0	0	1	1	0	0	2	7	27	5	1	9	.273
*Apr 01	KENTUCKY	29	8	6	8	2	0	1	11	7	0	1	0	4	1	2	0	8	27	5	1	11	.270
*Apr 02	KENTUCKY	28	3	6	3	0	0	0	6	1	0	0	0	2	0	2	0	5	27	9	1	6	.268
*Apr 03	KENTUCKY	30	4	7	4	1	1	2	16	0	0	1	0	3	0	1	0	5	27	10	1	6	.267
Apr 06	SOUTHERN	42	15	16	11	4	0	3	29	5	0	7	0	1	0	0	0	7	27	4	0	9	.272
*Apr 09	at Auburn	35	6	8	5	3	0	2	17	3	0	2	0	1	1	0	1	9	27	6	2	7	.271
*Apr 10	at Auburn	35	7	11	7	1	0	3	21	3	0	1	0	1	0	0	1	6	27	7	0	5	.272
*Apr 11	at Auburn	42	19	17	16	2	1	1	24	9	0	1	0	5	0	0	2	4	27	8	0	10	.278
Apr 13	ARKANSAS STATE	38	18	15	15	3	0	5	33	7	0	1	1	2	0	1	0	3	27	6	1	6	.282
*Apr 16	OLE MISS	30	5	7	5	2	1	1	14	0	0	0	0	0	0	2	0	9	27	9	2	3	.280
*Apr 17	OLE MISS	27	0	1	0	0	0	0	1	2	0	0	0	0	0	0	0	12	27	8	0	2	.275
*Apr 18	OLE MISS	36	7	12	7	1	1	1	18	2	0	1	0	1	0	0	0	6	27	11	2	8	.276
Apr 20	UAB	41	19	17	19	7	0	2	30	4	0	5	0	2	0	2	0	4	27	6	1	6	.281
*Apr 23	at Vanderbilt	31	2	3	2	1	0	0	4	0	0	0	0	1	0	0	0	8	24	8	0	3	.277
*Apr 24	at Vanderbilt	36	7	10	7	3	0	2	19	5	0	1	1	1	0	0	0	12	27	3	0	9	.277
*Apr 25	at Vanderbilt	32	4	7	4	2	0	1	12	7	0	0	0	0	0	0	2	9	24	6	2	8	.275
*Apr 30	TEXAS A&M	47	8	14	8	2	0	2	22	5	0	1	0	3	0	1	0	15	36	6	2	15	.276
*May 01	TEXAS A&M	26	3	6	1	0	0	0	6	11	1	0	2	1	1	1	1	4	27	15	0	13	.275
*May 01	TEXAS A&M	41	10	17	10	1	0	1	21	4	0	1	1	0	0	0	1	3	27	5	0	11	.279
May 05	at The Citadel	38	10	13	10	3	0	2	22	6	0	1	0	1	1	2	1	7	27	10	0	11	.281
*May 07	at South Carolina	37	9	12	7	3	0	0	15	6	0	0	0	1	0	0	1	8	27	12	0	8	.282
*May 08	at South Carolina	37	9	14	8	1	1	3	26	5	0	2	2	1	1	0	1	8	27	5	2	8	.284
*May 09	at South Carolina	41	3	9	3	1	1	2	18	6	2	2	0	1	0	1	0	9	31	9	1	13	.282
*May 13	MISSOURI	31	5	7	4	1	0	0	8	6	0	0	0	0	0	0	0	6	27	5	2	8	.281
*May 14	MISSOURI	36	6	9	6	2	1	1	16	5	0	1	0	1	0	0	1	5	27	11	1	9	.281
*May 15	MISSOURI	42	8	16	7	3	0	2	25	2	0	0	0	0	0	1	0	5	27	13	4	10	.283
May 18	JACKSONVILLE STATE	17	6	6	6	1	0	1	10	4	0	0	0	0	0	1	0	4	15	6	2	4	.284
*May 20	at Alabama	34	4	7	4	2	0	0	9	2	0	1	0	0	2	0	0	7	27	2	0	7	.282
*May 21	at Alabama	34	7	8	7	4	0	1	15	3	0	1	0	1	0	2	0	3	27	4	0	6	.281
*May 22	at Alabama	39	7	12	5	0	0	0	12	2	0	0	0	1	1	0	2	7	27	11	1	9	.282
Totals		1812	381	511	349	95	11	60	808	243	5	61	15	61	12	27	35	351	1423	397	53	418	.282



Team Game-by-Game (Pitching)

Feb 20	vs Texas	9.0	9	3	3	1	18	2	0	1	0	0	0	0	0	8-3	1-0	0	3.00
Feb 21	vs TCU	9.0	4	3	2	7	8	2	0	0	3	0	0	1	0	2-3	1-1	0	2.50
Feb 22	vs Texas Tech	9.0	6	5	5	10	15	1	0	0	2	0	4	1	0	11-5	2-1	0	3.33
Feb 24	JACKSON STATE	9.0	2	3	2	1	7	0	0	0	4	0	1	0	0	7-3	3-1	0	3.00
Feb 26	TULANE	9.0	8	7	2	5	14	1	0	1	2	0	2	0	0	3-7	3-2	0	2.80
Feb 27	TULANE	9.0	10	5	5	5	15	1	0	1	0	0	2	0	0	9-5	4-2	0	3.17
Feb 28	TULANE	9.0	12	4	4	2	14	1	1	3	1	0	0	2	1	5-4	5-2	0	3.29
Mar 03	vs Southern Miss	9.0	3	1	1	3	20	1	0	0	1	0	0	0	0	4-1	6-2	1	3.00
Mar 05	KENT STATE	9.0	4	3	2	4	15	0	0	1	1	0	0	1	0	8-3	7-2	1	2.89
Mar 06	KENT STATE	9.0	13	9	8	6	11	2	0	1	1	0	1	2	0	5-9	7-3	1	3.40
Mar 07	KENT STATE	9.0	0	0	0	2	13	0	0	0	0	0	0	0	0	13-0	8-3	1	3.09
Mar 09	GRAMBLING	9.0	2	0	0	2	13	1	0	0	0	0	0	0	0	10-0	9-3	1	2.83
Mar 10	LOUISIANA	9.0	7	0	0	1	17	2	0	0	1	1	0	1	0	4-0	10-3	1	2.62
Mar 12	EASTERN MICHIGAN	9.0	3	0	0	1	18	0	0	0	1	0	0	0	0	14-0	11-3	1	2.43
Mar 13	EASTERN MICHIGAN	9.0	2	1	1	1	8	0	0	1	0	0	2	1	0	4-1	12-3	1	2.33
Mar 14	EASTERN MICHIGAN	9.0	4	1	1	2	13	1	0	1	0	0	1	0	0	4-1	13-3	2	2.25
Mar 16	SAMFORD	9.0	7	2	2	2	9	4	0	0	4	0	0	1	0	10-2	14-3	2	2.24
*Mar 19	at LSU	9.0	4	1	1	2	12	1	0	0	0	0	0	1	0	6-1	15-3	3	2.17
*Mar 20	at LSU	9.0	5	0	0	3	10	0	0	0	1	0	0	1	0	3-0	16-3	4	2.05
*Mar 21	at LSU	8.0	7	8	8	6	9	3	0	2	3	0	1	2	0	3-8	16-4	4	2.36
Mar 24	NORTH ALABAMA	9.0	6	1	1	4	15	1	0	0	2	0	1	0	0	18-1	17-4	4	2.30
*Mar 26	ARKANSAS	9.0	10	8	7	5	13	0	0	4	2	0	0	1	0	2-8	17-5	4	2.51
*Mar 27	ARKANSAS	9.0	13	11	10	4	16	2	0	4	0	0	1	0	0	5-11	17-6	4	2.84
*Mar 28	ARKANSAS	9.0	7	6	6	6	13	1	1	1	2	0	0	0	0	4-6	17-7	4	2.97
*Apr 01	KENTUCKY	9.0	5	1	0	3	15	1	0	0	2	0	0	0	0	8-1	18-7	4	2.85
*Apr 02	KENTUCKY	9.0	5	2	2	2	12	1	0	1	1	0	0	1	1	3-2	19-7	4	2.82
*Apr 03	KENTUCKY	9.0	6	3	3	5	12	2	0	0	1	0	0	2	1	4-3	20-7	5	2.83
Apr 06	SOUTHERN	9.0	7	1	1	5	17	0	0	0	4	1	1	0	0	15-1	21-7	5	2.76
*Apr 09	at Auburn	9.0	7	5	4	4	12	0	0	2	0	0	1	0	0	6-5	22-7	6	2.80
*Apr 10	at Auburn	9.0	7	2	2	0	10	1	0	1	0	0	0	1	0	7-2	23-7	6	2.78
*Apr 11	at Auburn	9.0	11	10	10	8	12	2	0	3	3	1	0	1	0	19-10	24-7	6	3.01
Apr 13	ARKANSAS STATE	9.0	11	10	10	6	15	2	0	2	1	0	3	0	0	18-10	25-7	6	3.23
*Apr 16	OLE MISS	9.0	6	2	2	3	12	1	0	1	0	0	0	3	0	5-2	26-7	7	3.19
*Apr 17	OLE MISS	9.0	17	9	9	3	10	4	1	1	2	0	1	1	0	0-9	26-8	7	3.36
*Apr 18	OLE MISS	9.0	6	5	4	6	10	2	0	2	0	0	1	1	0	7-5	27-8	8	3.38
Apr 20	UAB	9.0	7	7	6	4	11	1	0	1	2	0	3	0	0	19-7	28-8	8	3.46
*Apr 23	at Vanderbilt	8.0	8	6	6	5	10	1	0	0	0	0	0	0	0	2-6	28-9	8	3.53
*Apr 24	at Vanderbilt	9.0	5	4	4	5	16	0	0	0	1	0	1	2	0	7-4	29-9	8	3.55
*Apr 25	at Vanderbilt	8.0	7	7	6	4	13	0	1	1	1	0	0	0	0	4-7	29-10	8	3.62
*Apr 30	TEXAS A&M	12.0	12	7	5	3	18	2	0	2	2	0	1	0	0	8-7	30-10	8	3.62
*May 01	TEXAS A&M	9.0	7	2	2	4	10	1	0	1	0	0	1	3	0	3-2	31-10	9	3.59
*May 01	TEXAS A&M	9.0	11	5	5	8	9	0	0	0	2	1	0	2	0	10-5	32-10	10	3.62
May 05	at The Citadel	9.0	5	2	2	1	13	0	1	1	1	1	1	2	0	10-2	33-10	10	3.58
*May 07	at South Carolina	9.0	3	0	0	4	8	0	0	0	0	0	0	0	0	9-0	34-10	10	3.50
*May 08	at South Carolina	9.0	8	6	3	1	16	0	0	3	1	0	0	0	0	9-6	35-10	11	3.49
*May 09	at South Carolina	10.1	10	4	4	8	12	2	0	1	1	0	3	1	1	3-4	35-11	11	3.49
*May 13	MISSOURI	9.0	8	4	3	3	14	1	0	0	2	0	0	0	0	5-4	36-11	12	3.48
*May 14	MISSOURI	9.0	13	7	6	4	12	1	0	0	1	1	1	1	0	6-7	36-12	12	3.53
*May 15	MISSOURI	9.0	15	16	11	8	9	2	0	4	2	0	2	0	2	8-16	36-13	12	3.68
May 18	JACKSONVILLE STATE	5.0	2	1	1	4	7	1	0	0	0	0	2	0	0	6-1	37-13	12	3.66
*May 20	at Alabama	9.0	6	2	2	2	15	0	0	1	0	0	0	1	0	4-2	38-13	13	3.63
*May 21	at Alabama	9.0	3	0	0	2	13	1	0	0	0	0	0	0	0	7-0	39-13	13	3.56
*May 22	at Alabama	9.0	5	3	3	6	2	0	0	0	1	0	0	1	0	7-3	40-13	13	3.55
Totals		474.1	371	215	187	206	661	56	5	49	62	6	38	38	6	381-215	40-13	13	3.55

Non-Starter Statistics

Player	avg	gp-gs	ab	r	h	2b	3b	hr	rbi	tb	slg%	bb	hp	so	gdp	ob%	sf	sh	sb-att	po	a	e	fld%
3 Dubrule, Scotty	.500	6-0	6	2	3	0	0	0	3	3	.500	1	0	0	0	.571	0	0	0-0	2	3	0	1.000
25 McDonald, Kyte	.429	11-0	14	4	6	3	0	1	6	12	.857	1	0	2	0	.467	0	0	0-0	0	0	0	.000
33 Cumbest, Brad	.375	15-0	16	4	6	1	0	1	2	10	.625	2	1	3	0	.474	0	0	0-0	8	0	0	1.000
9 Jordan, Landon	.333	3-0	3	0	1	0	0	0	2	1	.333	2	0	0	0	.600	0	0	0-0	1	0	0	1.000
36 Skinner, Brayland	.308	19-0	13	2	4	1	0	0	1	5	.385	1	1	4	0	.400	0	0	1-1	4	0	0	1.000
11 Clark, Kellum	.286	7-0	7	3	2	0	0	1	4	5	.714	1	1	4	0	.444	0	0	0-0	3	0	0	1.000
31 Leggett, Tanner	.263	19-0	19	6	5	0	0	1	3	8	.421	4	0	4	0	.391	0	0	1-2	5	4	1	.900
50 Pimentel, Brandon	.250	9-0	12	3	3	0	0	1	6	6	.500	3	0	6	1	.400	0	0	0-0	19	2	0	1.000
12 Meche, Davis	.250	10-0	12	4	3	1	0	0	1	4	.333	2	1	4	0	.400	0	0	0-0	2	7	0	1.000
8 McGowan, Drew	.200	16-0	15	6	3	2	0	0	4	5	.333	5	1	1	1	.409	1	0	1-2	3	1	0	1.000
44 Garner, Kace	.154	11-0	13	4	2	1	0	0	3	3	.231	3	0	3	0	.313	0	0	0-0	19	0	0	1.000
10 Hatcher, Josh	.000	8-0	4	0	0	0	0	0	0	0	.000	0	0	0	1	.000	0	0	0-1	10	4	0	1.000
19 Tanner, Logan	.000	1-0	1	0	0	0	0	0	0	0	.000	0	0	0	0	.000	0	0	0-0	0	0	0	.000
43 Forsythe, Lane	.000	1-0	0	0	0	0	0	0	0	0	.000	0	0	0	0	.000	0	0	0-0	0	0	0	.000
Totals	.281	53	135	38	38	9	0	5	35	62	.459	25	5	31	3	.410	1	0	3-6	90	47	5	.965
Opponents	.197	53	122	15	24	7	0	4	21	43	.352	14	3	54	1	.291	2	1	0-1	68	45	10	.919

(All games Sorted by Earned run avg)

Player	era	w-l	app	gs	cg	sho	sv	ip	h	r	er	bb	so	2b	3b	hr	b/avg	wp	hp	bk	sfa	sha
24 Bednar, Will	0.00	0-0	2	0	0	0/0	0	5.0	1	0	0	0	9	1	0	0	.067	0	1	0	0	0
38 Alford, Kole	0.00	0-0	1	0	0	0/0	0	0.1	1	0	0	1	1	0	0	0	.500	0	0	0	0	0
23 Sims, Landon	0.49	3-0	17	0	0	0/3	8	37.0	15	2	2	12	73	4	0	0	.120	2	0	0	0	1
18 Patrick, Chase	0.79	0-0	15	0	0	0/0	0	11.1	9	1	1	4	8	0	0	1	.237	4	1	0	0	1
51 Carmouche, Dylan	1.23	1-0	9	0	0	0/1	0	7.1	6	2	1	3	11	1	0	0	.222	1	1	0	1	0
27 Fristoe, Jackson	1.80	0-1	2	0	0	0/0	0	5.0	3	1	1	2	7	1	0	1	.176	0	0	0	0	0
32 Stinnett, Parker	1.88	0-0	13	0	0	0/2	1	14.1	5	3	3	9	23	2	0	0	.104	7	3	1	0	0
37 Cerantola, Eric	1.93	0-0	5	0	0	0/0	0	4.2	2	1	1	1	10	0	1	0	.125	2	0	0	0	0
48 Harding, Houston	2.81	4-0	12	0	0	0/0	0	25.2	21	9	8	8	21	1	0	4	.226	1	1	0	0	1
7 Smith, Brandon	2.96	3-2	15	0	0	0/2	1	27.1	22	14	9	6	33	4	0	3	.206	3	1	0	0	1
29 Koestler, Carlisle	3.38	2-0	9	0	0	0/0	0	16.0	14	6	6	6	20	3	0	1	.233	2	3	0	1	1
2 Hunt, KC	3.75	0-0	12	0	0	0/2	0	12.0	9	5	5	7	14	1	0	1	.209	8	2	0	0	0
17 Simmons, Stone	3.92	1-1	15	0	0	0/0	2	20.2	17	11	9	6	26	3	0	0	.218	1	1	0	0	1
35 Johnson, Preston	4.50	2-0	16	0	0	0/3	0	20.0	15	12	10	10	34	0	0	2	.211	0	3	0	1	0
14 Self, Riley	5.40	0-0	7	0	0	0/2	0	5.0	9	4	3	4	7	1	0	0	.375	0	0	0	0	0
45 Tullar, Cam	5.50	0-0	20	0	0	0/1	1	18.0	18	11	11	9	24	4	0	1	.257	2	1	0	2	0
40 Forrester, Jaxen	6.00	0-0	3	0	0	0/1	0	3.0	2	2	2	2	1	1	0	0	.200	2	0	0	1	0
15 Smith, Cade	6.75	1-0	4	0	0	0/0	0	5.1	5	5	4	5	11	1	0	1	.227	0	1	0	0	0
26 Lovett, Xavier	6.75	0-0	6	0	0	0/1	0	4.0	3	4	3	2	1	2	0	0	.188	1	1	0	0	0
39 Tepper, Mikey	7.00	0-0	9	0	0	0/1	0	9.0	7	8	7	8	11	2	0	1	.194	5	0	2	0	0
55 Price, Spencer	7.36	1-0	9	0	0	0/1	0	7.1	5	6	6	5	13	0	0	2	.179	2	1	0	0	0
47 Talley, Drew	9.00	0-0	4	0	0	0/1	0	3.0	5	4	3	1	7	2	0	0	.357	0	0	0	0	0
13 Rokose, Davis	10.80	0-0	4	0	0	0/0	0	3.1	2	4	4	4	6	0	0	1	.167	0	1	0	0	0
Totals	3.37	18-4	53	0	0	7/7	13	264.2	196	115	99	115	371	34	1	19	.202	43	22	3	6	6
Opponents	7.65	6-10	53	0	0	1/0	6	213.0	255	208	181	138	179	49	2	31	.292	39	32	3	8	5

National Rankings

Hitting	NCAA	SEC	Total	Hitting	Name	NCAA	SEC	Total	Pitching	Name	NCAA	SEC	Total
Base on Balls	27	6	243	Base on Balls	Luke Hancock	60	8	36	Complete Games	--	--	--	--
Batting Average	69	4	.282	Batting Average	Tanner Allen	35	1	.387	Earned Run Average	Will Bednar	103	8	2.9
Doubles	55	5	95	Doubles	Rowdewy Jordan	131	7	14		Christian MacLeod	144	9	3.14
Doubles Per Game	92	5	1.79	Hit by Pitch	Rowdewy Jordan	26	3	16	Games Started	Christian MacLeod	4	1	14
Hit Batters	236	11	38		Tanner Allen	68	6	13	Hit Batters	--	--	--	--
Hits	27	6	511	Hits	Tanner Allen	6	2	79	Hits Allowed Per Nine Innings	Will Bednar	121	9	7.11
Home Runs	40	12	60		Rowdewy Jordan	149	20	63	Pitching Appearances	--	--	--	--
Home Runs Per Game	58	12	1.13	Home Runs	Logan Tanner	120	22	11	Saves	Landon Sims	27	2	8
On Base Percentage	64	5	.380	On Base Percentage	Tanner Allen	101	4	.460		Stone Simmons	312	19	2
Runs	18	5	381	Runs	Rowdewy Jordan	14	3	57		Parker Stinnett	495	34	1
Sacrifice Bunts	218	11	12	Runs Batted In	Tanner Allen	26	5	54		Brandon Smith	495	34	1
Sacrifice Flies	43	7	25		Tanner Allen	37	5	53		Cameron Tullar	495	34	1
Scoring	35	4	7.2	Sacrifice Bunts	Luke Hancock	49	8	51	Strikeout-to-Walk Ratio	Will Bednar	38	3	6.06
Slugging Percentage	69	9	.445	Sacrifice Flies	Kamren James	97	16	47	Strikeouts	Will Bednar	42	9	97
Stolen Bases	65	5	61		--	--	--	--		Christian MacLeod	69	14	90
Stolen Bases Per Game	96	5	1.15		Luke Hancock	50	7	5	Strikeouts Per Nine Innings	Will Bednar	9	3	14.08
Triples	95	6	11		Kamren James	50	7	5		Christian MacLeod	41	8	12.27
Triples Per Game	140	6	0.21		Rowdewy Jordan	141	14	4	Victories	Will Bednar	119	10	6
Pitching	NCAA	SEC	Total	Slugging Percentage	Tanner Allen	94	7	0.618	WHIP	Houston Harding	119	10	6
Earned Run Average	18	3	3.55	Stolen Bases	Kamren James	103	4	15	Walks Allowed Per Nine Innings	Will Bednar	73	8	1.05
Hit by Pitch	79	4	61	Total Bases	Tanner Allen	28	4	126		--	--	--	--
Hits Allowed Per Nine Innings	5	2	7.04		Rowdewy Jordan	96	19	110					
Shutouts	5	1	7	Toughest to Strike Out	Luke Hancock	7	1	14.2					
Strikeout-to-Walk Ratio	11	3	3.21	Triples	Tanner Allen	9	1	5					
Strikeouts Per Nine Innings	1	1	12.5		Rowdewy Jordan	87	5	3					
WHIP	12	3	1.22										
Walks Allowed Per Nine Innings	100	11	3.91										
Fielding	NCAA	SEC	Total										
Fielding Percentage	89	12	.972										
Double Plays	54	5	38										
Double Plays Per Game	90	5	0.72										



Pen Production

Below is a listing of decisions (win or loss), holds and saves/blown saves from the Mississippi State bullpen in 2021.

NOTE: A hold occurs when a relief pitcher enters the game in a save situation and maintains the team's lead, while recording at least one out. In order for a pitcher to be credited with a hold one of two conditions must be met: 1) He enters with a lead of three runs or less and maintains that lead while recording at least one out. 2) He enters the game with the tying run on-deck, at the plate or on the bases, and records an out.

Opponent (Date)	Result	Pitcher	Line	Opponent (Date)	Result	Pitcher	Line	Opponent (Date)	Result	Pitcher	Line			
vs. Texas (2/20)	Win (1)	Sims, Landon	4.0 IP, 10 K	Southern (4/6)	Hold (1)	Smith, Cade	1.0 IP, 1 HBP, 2K	at Alabama (4/20)	Save (8)	Sims, Landon	2.0 IP, 1 H, 1 BB, 5K			
vs. Texas Tech (2/22)	Win (1)	Koestler, Carlisle	2.2 IP, 2 H, 1 R, 1 ER, 2 BB, 6 K	Hold (1)	Tepper, Mikey	1.0 IP, 1 H, 1 BB, 3 K	1.0 IP, 1 H, 1 BB, 2 K	at Alabama (4/22)	Win (4)	Harding, Houston	5.2 IP, 2 H, 2 BB			
	Hold (1)	Hunt, KC	1.0 IP, 1 H	Hold (3)	Hunt, KC	1.0 IP, 1 H, 1 BB, 2 K						Hold (6)	Johnson, Preston	0.1 IP
Jackson State (2/24)	Hold (1)	Rokose, Davis	2.0 IP, 4 K	at Auburn (4/9)	Blown Save (1)	Harding, Houston	0.1 IP, 1 H, 1 R							
	Hold (1)	Tepper, Mikey	1.1 IP, 1 R, 1 BB, 1 K		Win (3)	Smith, Brandon	0.2 IP, 1 H, 2 K							
	Hold (1)	Patrick, Chase	0.2 IP		Save (3)	Sims, Landon	2.0 IP, 4 K							
	Hold (1)	Lovett, Xavier	1.0 IP											
Tulane (2/27)	Win (1)	Simmons, Stone	1.0 IP, 1 H	at Auburn (4/11)	Win (1)	Harding, Houston	3.0 IP, 2 H, 1 R, 1 ER, 1 BB, 4 K							
	Blown Save(1)	Price, Spencer	1.0, 2 H, 2 R, 2 ER, 2 K	Arkansas State (4/13)	Win (1)	Smith, Cade	2.0 IP, 1 BB, 5 K							
vs. Southern Miss	Win (1)			Hold (4)	Johnson, Preston	1.0 IP, 3 K	1.0 IP, 1 K	Ole Miss (4/16)	Win (1)	Johnson, Preston	2.0 IP, 1 BB, 4 K			
	Hold (1)	Johnson, Preston	2.0 IP, 1 H, 1 BB, 6 K	Hold (1)	Stinnett, Parker							Save (4)	Sims, Landon	2.0 IP, 1 H, 3 K
	Hold (1)	Tullar, Cam	1.0 IP, 2 K											
	Save (1)	Simmons, Stone	1.0 IP, 1 BB, 3 K											
Kent State (3/5)	Win (1)	Smith, Brandon	4.1 IP, 5 K	Ole Miss (4/18)	Win (2)	Harding, Houston	3.1 IP, 2 H, 3 R, 3 ER, 1 BB, 5 K	1.0 IP, 1 H, 1 BB	Hold (2)	Smith, Brandon	1.0 IP, 1 H, 1 R, 1 K			
Grambling (3/9)	Win (1)	Carmouche, Dylan	1.0 IP, 1 BB, 2 K	Hold (4)	Stinnett, Parker		Save (5)					Sims, Landon	1.0 IP, 1 K	
	Hold (1)	Self, Riley	1.0 IP, 1 H, 1 K	Hold (2)	Smith, Brandon	1.0 IP, 1 H, 1 R, 1 K								
	Hold (2)	Hunt, KC	1.0 IP, 1 K											
Eastern Mich. (3/13)	Win (2)	Koestler, Carlisle	3.0 IP, 1 H, 2 K	at Vanderbilt (4/24)	Hold (5)	Johnson, Preston	1.1 IP, 2 R, 2 ER, 1 BB, 2 K	3.0 IP, 1 BB, 7 K	Texas A&M (4/30)	Win (3)	Sims, Landon			
Eastern Mich. (3/14)	Hold (1)	Bednar, Will	4.0 IP, 1 H, 7 K	Texas A&M-1 (5/1)	Hold (2)	Smith, Brandon	2.0 IP, 2 H, 1 R, 1 ER, 3 BB, 7 K							
	Save (1)	Sims, Landon	1.0 IP, 3 K	Hold (3)	Tullar, Cam	0.2 IP, 1 K								
Samford (3/16)	Win (2)	Smith, Brandon	1.2 IP, 1 K	Save (2)	Simmons, Stone	1.1 IP, 1 BB, 1 K								
at LSU (3/19)	Win (2)	Smith, Brandon	3.0 IP, 1 H, 3 K	Texas A&M-2 (5/1)	Win (3)	Harding, Houston	5.0 IP, 4 H, 2 BB, 4 K	1.2 IP, 2 K	at South Carolina (5/8)	Save (6)	Sims, Landon			
at LSU (3/20)	Hold (2)	Johnson, Preston	2.0 IP, 2 BB, 1 K	Save (1)	Tullar, Cam		2.0 IP, 1 BB, 3 K							
	Save (2)	Sims, Landon	2.0 IP, 2 H, 2 K											
at LSU (3/21)	Loss (1)	Fristoe, Jackson	4.0 IP, 3 H, 1 R, 1 ER, 2 BB, 6 K	at South Carolina (5/9)	Hold (3)	Stinnett, Parker	1.0 IP, 1 H, 1 BB	1.2 IP, 1 BB, 4 K	Blown Save (1)	Johnson, Preston	0.1 IP, 2 H, 1 R, 1 ER, 1 K			
Arkansas (3/27)	Loss (1)	Smith, Brandon	1.0 IP, 4 H, 5 R, 5 ER, 2 BB, 2 K	Hold (3)	Simmons, Stone		2.0 IP, 3 H, 1 R, 1 ER, 3 K							
Kentucky (4/1)	Hold (1)	Harding, Houston	0.1 IP											
Kentucky (4/2)	Win (2)	Sims, Landon	2.0 IP, 2 H, 2 K	Missouri (5/13)	Win (2)	Johnson, Preston	2.0 IP, 1 BB, 6 K	2.0 IP, 4 K	Missouri (5/14)	Blown Save(1)	Stinnett, Parker			
Kentucky (4/3)	Hold (3)	Johnson, Preston	2.0 IP, 2 H, 1 R, 1 ER, 2 K	Save (7)	Sims, Landon		1.2 IP, 1 H, 1 R, 1 ER, 2 BB, 3 K							
	Hold (1)	Price, Spencer	0.1 IP	Loss (1)	Simmons, Stone	2.0 IP, 4 H, 1 R, 1 ER, 2 K								
	Hold (2)	Tullar, Cam	0.2 IP, 1 K											
	Save (1)	Stinnett, Parker	1.0 IP, 1 BB, 1 K											

Individual Relief Breakdown (Statistics include only relief appearances)

Name	Win	Hold/Save	Loss/Blown Save	Name	Win	Hold/Save	Loss/Blown Save	Name	Win	Hold/Save	Loss/Blown Save
Bednar, Will	--	1/--	--/--	Lovett, Xavier	--	1/--	--/--	Smith, Brandon	3	2/1	2/--
Carmouche, Dylan	1	1/--	--/--	Patrick, Chase	--	1/--	--/--	Smith, Cade	1	1/--	--/--
Fristoe, Jackson	--	--/--	1/--	Price, Spencer	1	1/--	--/1	Stinnett, Parker	--	3/1	--/1
Harding, Houston	4	1/--	--/1	Rokose, Davis	--	1/--	--/--	Tepper, Mikey	--	2/--	--/--
Hunt, KC	--	3/--	--/--	Self, Riley	--	1/--	--/--	Tullar, Cam	--	3/1	--/--
Johnson, Preston	2	6/--	--/1	Simmons, Stone	1	--/3	1/--				
Koestler, Carlisle	2	--/--	--/--	Sims, Landon	3	--/8	--/--				



Dudy Noble Field

Biography

The largest on-campus facility in college baseball, Dudy Noble Field hosted its 55th season of Mississippi State baseball at the current site in 2021. With over 1,600 games played at the venue, the Diamond Dawgs own a .730 winning percentage at the facility, which recently received a \$68-million upgrade.

The field is named in honor of longtime MSU baseball coach, athletics director and ABCA Hall of Famer Clarke Randolph "Dudy" Noble. On April 27, 1998 the facility was renamed Dudy Noble Field, Polk-DeMent Stadium, honoring another ABCA Hall of Famer, former Bulldog skipper Ron Polk, and the late Gordon DeMent, a successful businessman and longtime fan of the Diamond Dawgs from Indianola, Mississippi.

The Origin

From 1929 until 1964, Mississippi State hosted its baseball games at the original on-campus venue, Hardy Field, which was located several hundred yards to the south of the Bulldogs' home football venue, Davis Wade Stadium at Scott Field. The baseball field was closed following the 1964 season to make way for the construction of Dorman Hall and for the next two seasons the Diamond Dawgs played their home games at Redbird Park in Columbus, Mississippi, capturing SEC titles both seasons at their temporary home.

The tin-roofed grandstand and 2,000-seat bleachers from the original Dudy Noble Field were transported to the stadium's present site, which became playable for the 1967 campaign. Since that time, facility enhancements have followed at a steady pace to make the "Carnegie Hall of College Baseball" one of the finest all-around facilities on the road to Omaha. Among with numerous upgrades, the current site has seen two complete demolitions and reconstructions, the latest occurring during a three-year span (2017-19) and opening prior to the start of the 2019 campaign.

Leading the Attendance Boom

With a laundry list of legendary names on its all-time roster, it comes as no surprise that Mississippi State ranks among the nation's attendance leaders year in and year out. The Dudy Noble Field faithful have sold out the reserved seating allotment every season since 1987.

Along with routinely hosting some of the largest crowds in the SEC, 11 of the last 13 three-day Super Bulldog Weekend series have drawn more than 25,000 fans.

MSU eclipsed the 200,000 mark in paid attendance at Dudy Noble Field for six-straight seasons between 2012-17, marking the first such occurrence in the program's history. In 2013, the Diamond Dawgs' five-millionth fan walked through the turnstiles at Dudy Noble Field. Since home attendance figures were charted starting in 1976, the "Carnegie Hall of College Baseball" has seen 6,720,459 fans rush through the gates.

In 20 of the last 21 seasons, Mississippi State has averaged 6,000 fans per game, including a record average of 8,899 during the 2019 campaign. Overall, State has eclipsed the 200,000-fan mark 12 times since 2002, with a school-record 373,784 viewing the 2019 home schedule.

Of the top 25 all-time college baseball on-campus attendances, Dudy Noble Field finds itself on the list 19 times, most notably owning the all-time on-campus attendance record of 15,586 on April 12, 2014. The Bulldogs own 16 of the top 17 marks in NCAA on-campus history and is the only NCAA baseball program to boast on-campus attendances of 14,000 or more. The five largest NCAA Super Regional crowds have all assembled in Starkville, Mississippi, as well.

From April 11-13, 2014, the Bulldog faithful flooded the gates at Dudy Noble Field to the tune of 39,181 fans for a three-game series versus Ole Miss. The nearly 40,000 fans on the weekend set an NCAA on-campus attendance record for a three-game series.

Dudy Noble Field has ushered in crowds of 10,000 or better 64 times, including 2007 NCAA Super Regional-record draws of 13,715 and 12,620 for nationally-televised, late-morning games against Clemson. In 2019, the first season of the "New Dude," the Diamond Dawgs garnered crowds of 10,000-plus a school-record 10 times.

Mississippi State has hosted 25 postseason events at the facility, including three NCAA District III Tournaments (1973-75), five SEC tournaments (1979, 81, 83, 88 & 95), 15 NCAA Regionals (1979, 84-85, 87-89, 90, 92, 97, 2000, 03, 13, 16 & 19) and three NCAA Super Regionals (2007, 16 & 19).

The Left Field Lounge

The aura of Mississippi State baseball at Dudy Noble Field is certainly not confined to the loyal legions in the impressive grandstand, pro-style luxury sky suites or luxurious Left Field Lofts.

In fact, some of the more highly-prized seats at Bulldog baseball games are found beyond the outfield fence in the Left Field Lounge™. Waiting lists greet those seeking to purchase one of the 96 outfield lounges in the iconic two-level outfield tailgate.

Once a colorful assortment of pickup trucks, motor homes, and trailers — most equipped with grills — lined the outfield fence, completing a circle of humanity at Dudy Noble Field. Now, the permanent lounge spaces are connected to the concourse, allowing everyone to stroll through and experience the iconic lounge culture.

What began in the late 1960s as a popular gathering spot for baseball-loving MSU supporters now forms college baseball's largest tailgate party.

The "New Dude"

The second demolition at the current site occurred following the 2017 season and the \$68 million facility opened its gates for the 2019 campaign. Architect Wier Boerner Allin, along with consultants Populous and famed stadium architect/State alum Janet Marie Smith designed the project, while construction manager ICM and general contractor JESCO Construction, Inc. oversaw the construction.

Covering 12 acres of land on the Mississippi State University campus, the 230,000 square foot facility carries on Dudy Noble Field's legacy as the "Carnegie Hall of College Baseball." Installation of the second largest scoreboard in college baseball, measuring 43 feet wide by 60 feet high, started the project in 2017. The board, which was the largest in college baseball upon installation, is larger than boards owned by three Major League Baseball teams. The addition of 96 permanent Left Field Lounge rigs encircling the outfield followed during the fall of 2018.

The concourse and lower-level grandstands were in place for the 2018 season, with the Diamond Suites, upper-deck reserved seating area and three unique club areas — Farm Bureau Triple Crown Club, Charlie and Dana Stephenson Omaha Club and The Rooftop Club — were completed prior to the 2019 campaign. The newest version of Dudy Noble Field also features increased restroom facilities and concession points of sale.

The player spaces also received an upgrade, expanding to cover 18,000 square feet underneath the facility. The fully-equipped Bruce and Julie Martin Locker Room includes an embedded equipment room, houses 40 wooden lockers and features an oversized, dimensional halo-lit '85 Script Mississippi State sign suspended overhead in the middle of the room.

The more spacious locker room includes an attached training room with whirlpool and fully-functional fueling station. The Mitch Moreland Hitting Tunnel, which is equipped with HitTrax, and Turner & Gloria Wingo Team Lounge are easily accessed from the home dugout, with the eye-popping player entrance and Hassell H. Franklin Omaha Room greeting players as they enter the facility. The Pat McMahon Pitching Lab is also housed under the stadium, featuring arm care and conditioning equipment, one oversized turfed mound with three pitching rubbers and state of the art video equipment.

Top-25 Crowds

	Attendance	Opponent	Date
1.	15,586 *	Ole Miss	April 12, 2014
2.	15,078	Texas A&M	April 16, 2016
3.	14,991	Florida	April 22, 1989
4.	14,562	Auburn	April 20, 2013
5.	14,378	LSU	April 16, 1988
6.	13,761	Arkansas	April 25, 1992
7.	13,715 ^	Clemson	June 9, 2007
8.	13,691	Kentucky	April 8, 2017
9.	13,617	Georgia	April 8, 2006
10.	13,452 ^	Arizona	June 11, 2016
11.	13,338	Ole Miss	April 17, 2021
12.	13,224	Ole Miss	April 11, 2014
13.	13,132 ^	Stanford	June 8, 2019
14.	13,123	Ole Miss	April 15, 2000
15.	13,004	Florida	April 18, 2015
16.	12,913 ^	Arizona	June 10, 2016
17.	12,708	Auburn	April 24, 1993
18.	12,620 ^	Clemson	June 8, 2007
19.	12,360	Georgia	April 6, 2002
20.	12,343	Auburn	March 23, 2019
21.	12,034	Oregon State	February 22, 2020
22.	11,763	Auburn	April 12, 2003
23.	11,648	LSU	March 30, 2019
24.	11,597 ^	Stanford	June 9, 2019
25.	11,515	Ole Miss	April 2, 2016

* - NCAA on-campus attendance record

^ - NCAA Regional

- NCAA Super Regional

NOTE: Mississippi State owns 64 crowds of 10,000-plus in the history of the program. The top seven (6) crowds in Dudy Noble Field history are also the top seven (6) on-campus crowds in NCAA history.



Media Roster



2 | KC Hunt
RHP | L/R | So./Fr.
Wycoff, N.J.




3 | Scotty Dubrule
IF | L/R | Gr./Sr.
Venice, Fla.



4 | Rowdey Jordan
OF | S/R | Sr./Jr.
Auburn, Ala.



5 | Tanner Allen
OF | L/R | Sr./Jr.
Theodore, Ala.



6 | Kamren James
IF | R/R | So./Fr.
Southaven, Miss.



7 | Brandon Smith
RHP | R/R | Jr./So.
Richland, Miss.



8 | Drew McGowan
OF | L/R | So./Fr.
Hopkinsville, Ky.



10 | Josh Hatcher
IF/OF | L/L | Sr./Jr.
Albany, Ga.



11 | Kellum Clark
IF | L/R | Fr./Fr.
Brandon, Miss.



12 | Davis Meche
IF | L/R | Fr./Fr.
Lake Charles, La.




13 | Davis Rokose
LHP | L/L | So./Fr.
Johns Creek, Ga.



14 | Riley Self
RHP | R/R | Gr./Sr.
Coldwater, Miss.




15 | Cade Smith
RHP | L/R | Fr./Fr.
Southaven, Miss.



17 | Stone Simmons
RHP | R/R | So./Fr.
Houston, Texas



18 | Chase Patrick
RHP | R/R | Sr./Jr.
Ellaville, Ga.



19 | Logan Tanner
C | R/R | So./Fr.
Lucedale, Miss.




20 | Luke Hancock
C | L/R | Jr./So.
Houston, Miss.



23 | Landon Sims
RHP | R/R | So./Fr.
Cumming, Ga.



24 | Will Bednar
RHP | R/R | So./Fr.
Valencia, Pa.



25 | Kyte McDonald
OF | R/R | So./Fr.
San Antonio, Texas



26 | Xavier Lovett
RHP | R/R | So./Fr.
Houston, Texas



27 | Jackson Fristoe
RHP | R/R | Fr./Fr.
Paducah, Ky.



28 | Christian MacLeod
LHP | L/L | Jr./Fr.
Huntsville, Ala.



29 | Carlisle Koestler
RHP | R/R | Gr./Sr.
Vicksburg, Miss.




31 | Tanner Leggett
IF | R/R | Sr./Jr.
Raymond, Miss.



32 | Parker Stinnett
RHP | R/R | Jr./So.
Oxford, Miss.



33 | Brad Cumbest
OF | R/R | Jr./So.
Hurley, Miss.



35 | Preston Johnson
RHP | R/R | Jr./So.
Crystal Springs, Miss.



36 | Brayland Skinner
OF | L/L | Sr./So.
Lake Cormorant, Miss.



37 | Eric Cerantola
RHP | R/R | Jr./So.
Oakville, Ontario



39 | Mikey Tepper
RHP | L/R | Fr./Fr.
Fort Mill, S.C.



40 | Jaxen Forrester
RHP | R/R | Sr./Jr.
Spanish Fort, Ala.



43 | Lane Forsythe
IF | R/R | Fr./Fr.
Humboldt, Tenn.



44 | Kace Garner
C | R/R | Jr./So.
Brandon, Miss.



45 | Cam Tullar
LHP | R/L | Jr./So.
Brighton, Mich./



47 | Drew Talley
RHP | R/R | Sr./Jr.
Huntsville, Ala.




48 | Houston Harding
LHP | L/L | Sr./Jr.
Walls, Miss.



50 | Brandon Pimentel
IF/OF | L/L | Jr./So.
El Paso, Texas



51 | Dylan Carmouche
LHP | S/L | Fr./Fr.
Denham Springs, La.



55 | Spencer Price
RHP | R/R | Gr./Sr.
Olive Branch, Miss.