



MISSISSIPPI STATE

131 SEASONS

38 NCAA APPEARANCES

11 COLLEGE WORLD SERIES APPEARANCES

17 MLB FIRST ROUND DRAFT PICKS

2021 Schedule & Results

February (5-2, 0-0 SEC)

<i>State Farm College Baseball Showdown (Arlington, Texas; Globe Life Field)</i>			
20	vs. No. 9 Texas (1)	FloBaseball.tv	W, 8-3
21	vs. No. 10 TCU (1)	FloBaseball.tv	L, 2-3
22	vs. No. 3 Texas Tech (1)	FloBaseball.tv	W, 11-5
24	JACKSON STATE	SECN+	W, 7-3
26	TULANE	SECN+	L, 3-7
27	TULANE	SECN+	W, 9-5
28	TULANE	SECN+	W, 5-4

March (12-5, 2-4 SEC)

<i>Trustmark Park (Pearl, Miss.)</i>			
2	vs. Southern Miss (2)	--	W, 4-1
5	KENT STATE	SECN+	W, 8-3
6	KENT STATE	SECN+	L, 5-9
7	KENT STATE	SECN+	W, 13-0
9	GRAMBLING	SECN+	W, 10-0
10	LOUISIANA-LAFAYETTE	SECN+	W, 4-0
12	EASTERN MICHIGAN	SECN+	W, 14-0
13	EASTERN MICHIGAN	SECN+	W, 4-1
14	EASTERN MICHIGAN	SECN+	W, 4-1
16	SAMFORD	SECN+	W, 10-2
19	at No. 10 LSU *	SEC Network	W, 6-1
20	at No. 10 LSU *	SECN+	W, 3-0
21	at No. 10 LSU *	SECN+	L, 3-8
24	NORTH ALABAMA	SECN+	W, 18-1
26	No. 1 ARKANSAS *	SECN+	L, 2-8
27	No. 1 ARKANSAS *	SECN+	L, 5-11
28	No. 1 ARKANSAS *	SEC Network	L, 4-6

April (13-3, 10-3 SEC)

1	No. 21 KENTUCKY *	ESPNU	W, 8-1
2	No. 21 KENTUCKY *	SEC Network	W, 3-2
3	No. 21 KENTUCKY *	SECN+	W, 4-3
6	SOUTHERN	SECN+	W, 15-1
9	at Auburn *	SECN+	W, 6-5
10	at Auburn *	SECN+	W, 7-2
11	at Auburn *	SEC Network	W, 19-10
13	ARKANSAS STATE	SECN+	W, 18-10
16	No. 6 OLE MISS *	SEC Network	W, 5-2
17	No. 6 OLE MISS *	SECN+	L, 0-9
18	No. 6 OLE MISS *	SECN+	W, 7-5
20	UAB	SECN+	W, 19-7
23	at No. 3 Vanderbilt *	SEC Network	L, 2-6
24	at No. 3 Vanderbilt *	ESPNU	W, 7-4
25	at No. 3 Vanderbilt *	SECN+	L, 4-7
30	TEXAS A&M *	SECN+	W, 8-7 (12 inn.)

May (10-4, 8-3 SEC)

1	TEXAS A&M *	SECN+	W, 3-2
2	TEXAS A&M *	SEC Network	W, 10-5
5	at The Citadel	ESPN+	W, 10-2
7	at No. 12 South Carolina *	SECN+	W, 9-0
8	at No. 12 South Carolina *	SECN+	W, 9-6
9	at No. 12 South Carolina *	SEC Network	L, 3-4 (11)
13	MISSOURI *	ESPNU	W, 5-4
14	MISSOURI *	SECN+	L, 6-7
15	MISSOURI *	SECN+	L, 8-16
18	JACKSONVILLE STATE	SECN+	W, 6-1 (5)
20	at Alabama *	SECN+	W, 4-2
21	at Alabama *	SECN+	W, 7-0
22	at Alabama *	SECN+	W, 7-3

SEC Tournament (Hoover, Alabama; Hoover Metropolitan Complex)

26	vs. No. 11 Florida (3)	SEC Network	L, 1-13 (7)
27	vs. No. 4 Tennessee	SEC Network	9:30 a.m.

All times central and subject to change

HOME GAMES IN BOLD CAPS | * - Southeastern Conference game

(1) - Globe Life Field; Arlington Texas | (2) - Trustmark Park; Pearl, Miss.

(3) - Hoover Metropolitan Complex; Hoover, Ala.

Mississippi State

Record (SEC): 40-14 (20-10)
H/A/N: 25-8 / 12-4 / 3-2
Rankings: Baseball America - 6, CBN - 3
 D1Baseball - 8, NCBWA - 6
 Perfect Game - 4, USA Today - 6

Head Coach: Chris Lemonis
Record at MSU (Yrs.): 104-33 (3rd)
Career Record (Yrs): 245-124-2 (7th)

Batting Average: .280
Runs Per-Game: 7.0
Hits Per-Game: 9.5
Slugging Percentage: .442
ERA: 3.70
K's/BB Ratio: 3.14/1
Batting Average Against: .217

First Year of Baseball: 1885 (131st season)
Program Record: 2,744-1,594-29 (.631)

Tennessee

Record (SEC): 42-15 (20-10)
H/A/N: 26-9 / 16-5 / 0-1
Rankings: Baseball America - 5, CBN - 5
 D1Baseball - 4, NCBWA - 4
 Perfect Game - 6, USA Today - 4

Head Coach: Tony Vitello
Record at UT (Yrs.): 126-65 (4th)
Career Record (Yrs): Same

Batting Average: .280
Runs Per-Game: 7.1
Hits Per-Game: 9.7
Slugging Percentage: .464
ERA: 3.50
K's/BB Ratio: 3.64/1
Batting Average Against: .238

The Rotation

Thursday, May 27, 2021

MSU: Christian MacLeod, RHP, Fr. (3Y) 4-3, 3.05 ERA
 UT: Chad Dallas, RHP, Jr. 9-1, 4.29 ERA

Gameday Information

No. 4 Tennessee vs. No. 3 Mississippi State

Hoover Metropolitan Complex (Hoover, Ala.)

	Thursday	Friday (with a win)
First Pitch:	9:30 a.m. CT	3 p.m. CT
TV:	SEC Network	SEC Network
Internet Stream:	SEC Network+	SEC Network+
Radio:	MSU Radio Network (100.9 FM locally)	MSU Radio Network (100.9 FM locally)
Audio Stream:	HailState.com/plus	HailState.com/plus

What's Inside

- Mississippi State will face its ninth top 10 opponents and the fifth top 5 opponent of the 2021 season. The Diamond Dawgs have now faced 12 of the 13 SEC teams during the 2021 season.
- In its 35 SEC Tournament appearance, Mississippi State is 66-56 all-time in the bracket format of the event. In 34 previous appearances at the SEC Tournament, Mississippi State has won at least one game in 30 of those and posted multiple wins in 19.
- Outside of Missouri and Texas A&M (joined SEC in 2012), Tennessee is the least common opponent at the SEC Tournament in MSU history. The Dawgs and Vols will meet for just the sixth time overall and first since 2005. Tennessee owns a 3-2 edge in the all-time series.
- Overall, Mississippi State is 60-29 against Tennessee, winning two-of-three games in the last meeting with the Vols in Knoxville, Tennessee during the 2019 season.
- A couple of Mississippi State hitters enter Thursday with double-digit reached base streaks in **Tanner Allen** and **Logan Tanner**. Allen's 20-game streak is the second-longest of his career and includes 17 straight games with a hit. Tanner is riding a 17-game reached base streak. **MORE ON PAGE 5**
- Christian MacLeod** sits at 90 strikeouts in 2021 and looks to become the 25th Diamond Dawg to eclipse the 100-strikeout mark in a single season. He has three double-digit strikeouts games this season, including two in SEC play (Kentucky, 11; at Alabama, 10). **MORE ON PAGE 4**
- Three Diamond Dawgs have reached the semifinal stage for national awards, as **Tanner Allen** and **Landon Sims** are each semifinalists for the Hower Trophy and **Logan Tanner** is a semifinalist for the Buster Posey Award.
- MSU posted back-to-back 20-win SEC seasons for the first time in program history. It is the fourth time overall that MSU won 20 SEC games, with the 2016, 2019 and 2021 teams reaching the mark and the 1989 squad posting a school-standard 21 wins.
- With 40 wins on the season, it is the 23rd time in program history that Mississippi State has reached the 40-win mark.
- Tanner Allen** became the second Mississippi State baseball student-athlete in the last four seasons to earn SEC Player of the Year. The junior led the SEC in batting average - both overall (.387) and SEC only (.411). **MORE ON PAGE 6 & 12**
- Allen was also selected first-team All-SEC, while classmate **Rowdey Jordan** and second-year freshman **Landon Sims** were each tabbed second-team All-SEC. Sims joined **Will Bednar** and **Logan Tanner** on the Newcomer All-SEC Team.
- Head coach **Chris Lemonis** notched his 100th win at Mississippi State (130 games coached) against Missouri on Thursday (May 13) and is the fastest head coach in program history to reach the 100-win mark. **Pat McMahon** reached the 100-win mark in his 146th career game as head coach, while **Ron Polk** took 150 games to reach the 100-win mark.
- Mississippi State is 29-1 in midweek contests over the last three seasons, including a perfect 11-0 mark during the 2021 season. The Diamond Dawgs went 15-0 in the midweek during the 2019 season and was 3-1 in 2020 before the COVID-19 pandemic cut the season short.



2021 Roster

Numerical

#	Name	Pos.	B/T	Ht.	Wt.	Cl./Exp.	Hometown/High School (Previous School)
2	KC Hunt	RHP	L/R	6-3	200	So./Fr.	Wycoff, N.J./Ramapo
3	Scotty Dubrule	IF	L/R	5-10	175	Gr./Sr.	Venice, Fla./Venice (Jacksonville)
4	Rowdey Jordan	OF	S/R	5-10	190	Sr./Jr.	Auburn, Ala./Auburn
5	Tanner Allen	OF	L/R	5-11	190	Sr./Jr.	Theodore, Ala./UMS- Wright Prep
6	Kamren James	IF	R/R	6-2	205	So./Fr.	Southaven, Miss./DeSoto Central
7	Brandon Smith	RHP	R/R	6-3	220	Jr./So.	Richland, Miss./Richland
8	Drew McGowan	OF	L/R	6-1	180	So./Fr.	Hopkinsville, Ky./University Heights Academy
10	Josh Hatcher	IF/OF	L/L	6-2	200	Sr./Jr.	Albany, Ga./Lee County
11	Kellum Clark	IF	L/R	6-4	205	Fr./Fr.	Brandon, Miss./Brandon
12	Davis Meche	IF	L/R	5-10	165	Fr./Fr.	Lake Charles, La./Barbe
13	Davis Rokose	LHP	L/L	6-0	205	So./Fr.	Johns Creek, Ga./Chattahoochee
14	Riley Self	RHP	R/R	6-4	230	Gr./Sr.	Coldwater, Miss./Magnolia Heights School
15	Cade Smith	RHP	L/R	6-1	190	Fr./Fr.	Southaven, Miss./DeSoto Central
17	Stone Simmons	RHP	R/R	6-4	235	So./Fr.	Houston, Texas/ The Kinkaid School (Furman)
18	Chase Patrick	RHP	R/R	5-9	170	So./Fr.	Ellaville, Ga./Schley County (Chattahoochee C.C.)
19	Logan Tanner	C	R/R	6-0	230	So./Fr.	Lucedale, Miss./George County
20	Luke Hancock	C	L/R	5-11	195	Jr./So.	Houston, Miss./Houston
23	Landon Sims	RHP	R/R	6-2	235	So./Fr.	Cumming, Ga./South Forsythe
24	Will Bednar	RHP	R/R	6-2	235	So./Fr.	Valencia, Pa./Mars Area
25	Kyte McDonald	OF	R/R	5-10	180	So./Fr.	San Antonio, Texas/ Antonian
26	Xavier Lovett	RHP	R/R	5-11	185	So./Fr.	Houston, Texas/ Westfield
27	Jackson Fristoe	RHP	R/R	6-4	210	Fr./Fr.	Paducah, Ky./Paducah Tilghman
28	Christian MacLeod	LHP	L/L	6-4	220	Jr./Fr.	Huntsville, Ala./Huntsville
29	Carlisle Koestler	RHP	R/R	5-11	190	Gr./Sr.	Vicksburg, Miss./Warren Central (Southeastern Louisiana)
31	Tanner Leggett	IF	R/R	5-10	155	Sr./Jr.	Raymond, Miss./Central Hinds Academy (Northwest Mississippi C.C.)
32	Parker Stinnett	RHP	R/R	6-1	190	Jr./So.	Oxford, Miss./Oxford (Northwest Mississippi C.C.)
33	Brad Cumbest	OF	R/R	6-5	250	Jr./So.	Hurley, Miss./East Central
35	Preston Johnson	RHP	R/R	6-4	250	Jr./So.	Crystal Springs, Miss./Copiah Academy (Hinds C.C.)
36	Brayland Skinner	OF	L/L	5-10	175	Sr./So.	Lake Cormorant, Miss./Lake Cormorant (Northwest Mississippi C.C.)
37	Eric Cerantola	RHP	R/R	6-5	225	Jr./So.	Oakville, Ontario/Ecole Secondaire Catholique Sainte-Trinite
39	Mikey Tepper	RHP	L/R	6-0	210	Fr./Fr.	Fort Mill, S.C./Fort Mill
40	Jaxen Forrester	RHP	R/R	6-0	195	Sr./Jr.	Spanish Fort, Ala./Spanish Fort (East Mississippi C.C.)
43	Lane Forsythe	IF	R/R	5-10	170	Fr./Fr.	Humboldt, Tenn./Trinity Christian Academy
44	Kace Garner	C	R/R	6-1	195	Jr./So.	Brandon, Miss./ Northwest Rankin (Meridian C.C.)
45	Cam Tullar	LHP	R/L	6-1	215	Jr./So.	Brighton, Mich./Brighton (Wabash Valley (Ill.) College)
47	Drew Talley	RHP	R/R	6-3	220	Sr./Jr.	Huntsville, Ala./Huntsville (Wallace State C.C.-Hanceville)
48	Houston Harding	LHP	L/L	6-1	230	Sr./Jr.	Walls, Miss./Evangelical Christian School (Itawamba C.C.)
50	Brandon Pimentel	IF/OF	L/L	6-3	220	Jr./So.	El Paso, Texas/Socorro (Howard C.C.)
51	Dylan Carmouche	LHP	S/L	6-5	225	Fr./Fr.	Denham Springs, La./LSU Laboratory
55	Spencer Price	RHP	R/R	6-2	235	Gr./Sr.	Olive Branch, Miss./DeSoto Central (Meridian C.C.)

22 Chris Lemonis - Head Coach (Third Season at Mississippi State, Sixth Overall; The Citadel, 1992)

21 Jake Gautreau - Assistant Coach (Fourth Season; Tulane, 2011)

42 Scott Foxhall - Assistant Coach (Third Season; College of Charleston, 2004)

0 Kyle Cheesebrough - Volunteer Assistant Coach (Third Season; Louisville, 2010)

Alphabetical

#	Name	Pos.	B/T	Ht.	Wt.	Cl./Exp.
5	Allen, Tanner	OF	L/R	5-11	190	Sr./Jr.
24	Bednar, Will	RHP	R/R	6-2	235	So./Fr.
51	Carmouche, Dylan	LHP	S/L	6-5	225	Fr./Fr.
37	Cerantola, Eric	RHP	R/R	6-5	225	Jr./So.
0	Cheesebrough, Kyle	Assistant Coach				
11	Clark, Kellum	IF	L/R	6-4	205	Fr./Fr.
33	Cumbest, Brad	OF	R/R	6-5	250	Jr./So.
3	Dubrule, Scotty	IF	L/R	5-10	175	Gr./Sr.
40	Forrester, Jaxen	RHP	R/R	6-0	195	Sr./Jr.
43	Forsythe, Lane	IF	R/R	5-10	170	Fr./Fr.
42	Foxhall, Scott	Assistant Coach				
27	Fristoe, Jackson	RHP	R/R	6-4	210	Fr./Fr.
44	Garner, Kace	C	R/R	6-1	195	Jr./So.
21	Gautreau, Jake	Assistant Coach				
20	Hancock, Luke	C	L/R	5-11	195	Jr./So.
48	Harding, Houston	LHP	L/L	6-1	230	Sr./Jr.
10	Hatcher, Josh	IF/OF	L/L	6-2	200	Sr./Jr.
2	Hunt, KC	RHP	L/R	6-3	200	So./Fr.
6	James, Kamren	IF	R/R	6-2	205	So./Fr.
35	Johnson, Preston	RHP	R/R	6-4	250	Jr./So.
4	Jordan, Rowdey	OF	S/R	5-10	190	Sr./Jr.
29	Koestler, Carlisle	RHP	R/R	5-11	190	Gr./Sr.
31	Leggett, Tanner	IF	R/R	5-10	155	Sr./Jr.
22	Lemonis, Chris	Head Coach				
26	Lovett, Xavier	RHP	R/R	5-11	185	So./Fr.
28	MacLeod, Christian	LHP	L/L	6-4	220	Jr./Fr.
25	McDonald, Kyte	OF	R/R	5-10	180	So./Fr.
8	McGowan, Drew	OF	L/R	6-1	180	So./Fr.
12	Meche, Davis	IF	L/R	5-10	165	Fr./Fr.
18	Patrick, Chase	RHP	R/R	5-9	170	Sr./Jr.
50	Pimentel, Brandon	IF/OF	L/L	6-3	220	Jr./So.
55	Price, Spencer	RHP	R/R	6-2	235	Gr./Sr.
13	Rokose, Davis	LHP	L/L	6-0	205	So./Fr.
14	Self, Riley	RHP	R/R	6-4	230	Gr./Sr.
17	Simmons, Stone	RHP	R/R	6-4	235	So./Fr.
23	Sims, Landon	RHP	R/R	6-2	235	So./Fr.
36	Skinner, Brayland	OF	L/L	5-10	175	Sr./So.
7	Smith, Brandon	RHP	R/R	6-3	220	Jr./So.
15	Smith, Cade	RHP	L/R	6-1	190	Fr./Fr.
32	Stinnett, Parker	RHP	R/R	6-1	190	Jr./So.
47	Talley, Drew	RHP	R/R	6-3	220	Sr./Jr.
19	Tanner, Logan	C	R/R	6-0	230	So./Fr.
39	Tepper, Mikey	RHP	L/R	6-0	210	Fr./Fr.
45	Tullar, Cam	LHP	R/L	6-1	215	Jr./So.

Pronunciation Guide

Dylan Carmouche	car-MOO-sh
Eric Cerantola	Sare-an-TOE-la
Scotty Dubrule	Duh-bruul
Jaxen Forrester	Jackson Forest-er
Jake Gautreau	Go-TRO (long o)
Rowdey Jordan	Rouw-D
Carlisle Koestler	Car-lie-ul Kess-lur
Chris Lemonis	Luh-MOE-niss
Xavier Lovett	Pronounce the X
Christian MacLeod	Mc-CLOUD
Davis Meche	Mesh
Brandon Pimentel	Pim-in-tell
Davis Rokose	Row-cohs
Mikey Tepper	Mike-EE
Cam Tullar	TUH-lur

Program Quick Facts

School Information	
Location	Starkville, Mississippi
Founded	1878
Enrollment	22,226
President	Dr. Mark E. Keenum
Faculty Representative	Dr. Steven Turner
Director of Athletics	John Cohen
Twitter	@JohnCohenAD
Affiliation	NCAA Division I
Conference	Southeastern - Western Division
Nickname	Bulldogs
Colors	Maroon and White

Stadium	
Name	Dudy Noble Field, Polk-DeMent Stadium
Capacity	15,000+
Field Dimensions	Left-330, Left Center-385, Center-400, Right Center-380, Right-305

2020 Team Information	
Overall Record (SEC; Finish)	12-4 (--)
Home/Away/Neutral	10-2/1-2/2-0
Postseason	--
Lettermen Returning/Lost	24/7
Position Starters Returning/Lost	8/2
Pitchers Returning/Lost	12/2
Newcomers	19 (10 Freshmen, 9 Transfers)

Program Information	
First Year of Baseball	1885 (131st season)
First Year in SEC	1933 (Charter Member)
All-Time Record (Win %)	2,744-1,594-29 (.631)
All-Time SEC Record (Win %)	978-829-3 (.540)
SEC Championships (Last)	11 (2016)
SEC Tournament Championships (Last)	7 (2012)
NCAA Tournaments (Last)	38 (2019)
NCAA Super Regionals (Last)	9 (2019)
College World Series (Last)	11 (2019)



CHRIS LEMONIS

22 HEAD COACH (THIRD SEASON)

MYRTLE BEACH, S.C.

ALMA MATER: THE CITADEL, 1992



After arguably the most successful first year by a Southeastern Conference head baseball coach in conference history, Chris Lemonis begins his third season as the leader of the Mississippi State baseball program.

The 18th head coach in the storied history of the program, a journey of nearly 40 years came full circle when he was introduced on June 25, 2018 on Adkerson Plaza inside Dudy Noble Field. The son of a 1973 State graduate, Lemonis resided in Starkville as a child and now leads one of the perennial powerhouses in college baseball.

In his first season at the helm of the Diamond Dawgs, Lemonis became the winningest first-year head coach in SEC history and in the process led the 2019 edition to the second-most victories in program history at 52 (54; 1989). The 40 victories over MSU's first 50 games marked the third-most in the first 50 games of a season in program history and set the tone for State's second straight trip to the College World Series.

Lemonis became one of just three SEC head coaches to advance to the College World Series in their inaugural season in the conference, joining Jake Gibbs (Ole Miss, 1972) and fellow Diamond Dawg skipper Pat McMahon (Mississippi State, 1998).

Over his first two seasons, five Diamond Dawgs earned All-America honors and a trio of pitchers have garnered national specialty awards. Left-handed pitcher Ethan Small was tabbed the 2019 National Pitcher of the Year (College Baseball Foundation; American Baseball Coaches Association), while right-handed pitcher JT Ginn (2019) and left-handed pitcher Christian MacLeod (2020) earned back-to-back National Freshman of the Year honors. Ginn and Small each earned specialty awards from the SEC, as well, grabbing the conference's Freshman and Pitcher of the Year, respectively, in 2019.

After a school-record-tying 11 Diamond Dawgs heard their names called in the 2019 Major League Baseball First Year Player Draft, State tied for the most players drafted in the first two rounds of the 2020 MLB event. Small became the 15th Diamond Dawg taken in the first round of the MLB Draft in 2019, while Justin Foscue and Jordan Westburg each went in the first round of the 2020 event.

Owning a head coaching record of 205-110-2, Lemonis was also a part of nearly 800 wins as an assistant coach and three trips to the College World Series. During his time at Indiana, Lemonis' teams averaged 35.3 wins per season, including a 40-win campaign during his final season in Bloomington. He averaged 39.2 victories per year during his career in an assistant role (784 wins), bolstered by a 44.9 wins-per-season average at Louisville. The Cardinals were college baseball's winningest program during that eight-year span and made the program's first three trips to Omaha.

Lemonis not only understands what it takes to get to Omaha as a coach but also as a student-athlete. A 1992 graduate of The Citadel, Lemonis added a 1990 appearance in the College World Series as a student-athlete. The appearance makes The Citadel one of just three schools in Southern Conference history (Duke, Wake Forest) and only current member of the conference to advance to Omaha.

One of the top recruiters and player development coaches in the country, Lemonis has seen success at every coaching stop. After helping his alma mater, The Citadel, to five NCAA Regional appearances in 12 seasons as an assistant coach, Lemonis joined college teammate Dan McDonald's staff at Louisville and quickly turned the Cardinals into a consistent Omaha contender.

After helping Louisville to seven postseason berths in eight years, the 2013 American Baseball Coaches Association/Baseball America Assistant Coach of the Year headed to Indiana to take his first head coaching job with the Hoosier program in 2015.

In each of his head coaching stops, Lemonis has led his team to the NCAA postseason in his first season at the helm. He helped the Hoosiers into the NCAA Tournament field during his initial season in Bloomington, before he guided Mississippi State to the College World Series in 2019 — his first season in Starkville.

Overall, Lemonis enters his 27th season as a collegiate coach in 2021, making one College World Series appearance as a head coach, taking three trips to Omaha as an assistant, earning 16 NCAA tournament berths and aiding in four 50-win seasons. His pupils have earned 30 All-America honors, 15 Freshman All-America laurels and 82 have signed professional baseball contracts, with 17 getting the call up to Major League Baseball.

RECRUITING AND DEVELOPMENT

Widely regarded as one of the elite recruiters and developers of talent in all of college baseball, a total of 95 student-athletes have been selected in the Major League Baseball Draft under Lemonis' watch, with 17 of those reaching the highest level of professional baseball.

Since arriving at Louisville for the 2006-07 academic year, Lemonis has been a part of 13 nationally-ranked recruiting classes, including his first three classes at MSU. His initial Bulldog recruiting class was tabbed as the No. 12 class nationally by Baseball America and Perfect Game, while it earned the No. 9 ranking from Collegiate Baseball Newspaper. In 2019, he and his staff brought in another top-10 ranked class, finishing as high as No. 6 by Baseball America.

Over his first two seasons in Starkville, Lemonis has tutored 14 picks in the MLB First Year Player Draft, including three first rounders and one second rounder. Sixteen of Lemonis' Indiana players were taken in the MLB Draft in his final four years in Bloomington and 14 signed professional contracts. He also recruited and coached nine of the Hoosier's school-record 10 MLB Draft choices in 2019.

From 2007-14, Lemonis saw seven-straight classes ranked among the top-30 nationally, including the No. 12 national class for the 2011 recruiting cycle. In 2017, Baseball America revisited the Cardinals' 2013 class, re-ranking it No. 2 in the nation after the on-field success under Lemonis' watch. In 2018, the publication tabbed an un-ranked 2014 recruiting class — which included 2015 National Freshman of the Year and 2017 Golden Spikes Award winner Brendan McKay — as the No. 1 class in the publication's re-rankings.

Lemonis mentored and or recruited 47 student-athletes that signed professional contracts after being selected in the MLB Draft during his eight years as the top assistant and recruiting coordinator at Louisville, including a school-record 10 selections in the 2010 MLB Draft. He helped produce 10 first or second round draft choices over a seven-year span. To date, 15 Cardinals who were recruited by and played for Lemonis have gone on to reach the big leagues. Those players include Nick Burdi, Adam Duvall, Chris Dominguez, Cody Ege, Adam Engel, Chad Green, Dean Kiekhefer, Matt Koch, Trystan Magnuson, Justin Marks, Kyle McGrath, Brendan McKay, B.J. Rosenberg, Nick Solak and Tony Zych. Over \$28 million in signing bonuses were accrued by Lemonis' Louisville draftees.

MISSISSIPPI STATE

Inheriting a team that is coming off of a trip to the College World Series doesn't always translate into immediate success, but Lemonis was able to build off that momentum as he began writing his chapter in Mississippi State history.

The 2020 squad was off to a 12-4 start with two wins each over Oregon State and No. 2 Texas Tech, before the season was shut down due to the COVID-19 pandemic. Though many publications didn't hand out postseason honors, Collegiate Baseball Newspaper tabbed left-handed pitcher Christian MacLeod the Co-National Freshman of the Year.

Along with the second-most single-season victories (52) during the 2019 season, his team also posted the second-best 20-, 30- and 40-game starts (18-2, 25-5, 32-8) in program history. He joined Pat McMahon as the only two Diamond Dawg dugout bosses to lead the program to the College World Series in their initial campaign and his 52 wins were the most by a first-year SEC head coach in the conference's history.

State saw four student-athletes earn first-team All-SEC, tying for the fourth-most selections in a single season in program history behind the five selections in 1949, 1971 and 1977. Ethan Small posted one of the most dominant seasons on the mound in program history, leading the nation in strikeouts and earning National and Southeastern Conference Pitcher of the Year honors. Right-handed pitcher JT Ginn was tabbed National Freshman of the Year and Southeastern Conference Freshman of the Year.

Along with Small, Tanner Allen, Justin Foscue and Jake Mangum each earned top honors from the SEC, and Foscue, Mangum and Small each grabbed at least one first-team All-America honor. Small became Mississippi State's seventh unanimous first-team All-American, joining Jeff Brantley (1985) and Chris Stratton (2012) as the only pitchers to accomplish the feat.

On the team side of things, State's offense led the nation in doubles to mark the first time in program history the Diamond Dawgs led the NCAA in an offensive or pitching category. The 166 doubles set a school record and rank No. 4 all-time in SEC history.

Personal

Hometown: Myrtle Beach, S.C.
Wife: Jill
Children: Marissa & Mackenzie
College: The Citadel, 1992

Coaching Career

2019- Mississippi State Head Coach
 2015-18 Indiana Head Coach
 2007-14 Louisville Assistant Coach
 2003-06 The Citadel Associate Head Coach
 1995-2002 The Citadel Assistant Coach

Lemonis Year-by-Year

As a Head Coach		* - NCAA postseason canceled	
	School	Record	Postseason
2021	Mississippi State	40-14	---
2020 *	Mississippi State	12-4	---
2019	Mississippi State	52-15	College World Series
2018	Indiana	40-19	NCAA Regional
2017	Indiana	34-24-2	NCAA Regional
2016	Indiana	32-24	---
2015	Indiana	35-24	NCAA Regional
at MSU	3rd Season	104-33	1 College World Series
Career	7th Season	245-124-2	4 NCAA Regionals
			1 Super Regional, 1 College World Series

As an Assistant Coach

	School	Record	Postseason
2014	Louisville	50-17	College World Series
2013	Louisville	51-14	College World Series
2012	Louisville	41-22	NCAA Regional
2011	Louisville	32-29	---
2010	Louisville	50-14	NCAA Regional
2009	Louisville	47-18	NCAA Super Regional
2008	Louisville	41-21	NCAA Regional
2007	Louisville	47-24	College World Series
2006	The Citadel	34-27	---
2005	The Citadel	25-34	---
2004	The Citadel	39-28	NCAA Regional
2003	The Citadel	32-25	---
2002	The Citadel	31-26	---
2001	The Citadel	38-24	NCAA Regional
2000	The Citadel	39-20	---
1999	The Citadel	41-20	NCAA Regional
1998	The Citadel	37-24	NCAA Regional
1997	The Citadel	37-21	---
1996	The Citadel	33-26	---
1995	The Citadel	39-21	NCAA Regional
Totals	20 Seasons	784-455	15 NCAA Regionals
			Four NCAA Super Regionals, Three College World Series





CHRISTIAN MacLEOD

28

LEFT-HANDED PITCHER

HUNTSVILLE, ALA. | HUNTSVILLE

MAJOR: FINANCE



2021 Biography

Career Notes & Records

Career: Became the third Diamond Dawg freshman in program history with multiple double-digit strikeout games in his debut campaign, tying **Paul Maholm** (2001) and **Eric DuBose** (1995) with two.

Season: 2027: Needs 10 strikeouts to reach 100 for the season and become the 24th Diamond Dawg to reach the century mark in a single season.

Game: 2020: Struck out the most batters in a collegiate debut at Mississippi State with 11 versus Wright State (2/15) ... His 12 strikeouts versus Quinnipiac (3/6) rank tied for No. 4 on the freshman single season charts with **Nick Routt** (Auburn; 4/4/2009) and **Chris George** (Tennessee; 4/9/1989) ... His 11-strikeout effort versus Wright State (2/15) sits tied for No. 7 on the freshman single-season charts with **JT Ginn** (at Florida; 3/6/2019) and **Mark Freed** (UAB; 4/14/1998).

2021 Season

Season: Started 14 games on the mound ... Has made the series opening start in all 14 appearances ... Mississippi State has won 11 of his 14 starts ... Owns wins against Eastern Michigan (3/12), at LSU (3/19), Kentucky (4/1), at South Carolina (5/7) and at Alabama (5/20) ... Owns five games with one-or-fewer walks ... Posted three double-digit strikeout games: Eastern Michigan (11), Kentucky (11) and at Alabama (10).

State Farm College Baseball Classic (2/20-22): Started the season opener. vs. No. 9 Texas (2/20): Threw into the fifth inning ... Allowed one run on six hits in four innings of work ... Fanned seven and didn't walk a batter. **Tulane (2/26-28):** Allowed three unearned runs in four innings of work ... Gave up three hits, walked two and struck out six in the loss. **Kent State (3/5-7):** Lasted just one and two-thirds innings in the no decision ... Allowed three runs - two earned - on four hits ... Walked three and struck out four. **Eastern Michigan (3/12-14):** Allowed one hit over five shutout innings ... Struck out 11 and walked one. **at LSU (3/19-21):** Went six innings and allowed one run on three hits to earn the win ... Walked two and struck out eight in his first career SEC start ... Retired 13 straight batters between the third and sixth innings. **Arkansas (3/26-28):** Allowed five runs on six hits in three and two-thirds innings ... Walked two and struck out four. **Kentucky (4/1-3):** Tossed six shutout innings ... Allowed two hits and didn't allow a base runner to reach third base ... Didn't walk a batter and fanned 11 to collect the win ... Retired 12 straight batters - eight via strikeout - between the second and sixth innings. **at Auburn (4/9-11):** Threw a career-high 102 pitches over six innings of work ... Allowed two runs on five hits ... Struck out six and walked two in a no decision. **Ole Miss (4/16-18):** Retired the first seven batters he faced ... Tossed five innings and allowed two runs on four hits ... Walked two and punched out five. **at Vanderbilt (4/23-25):** Struck out seven through the first three innings ... Tossed three and two-thirds innings and allowed four runs on four hits ... Walked four and struck out seven in the loss. **Texas A&M (4/20-5/2):** Allowed three runs - two earned - on seven hits in four innings of work ... Didn't walk a batter and fanned three. **at South Carolina (5/7-9):** Allowed just three base runners over seven shutout innings of work ... Scattered one hit and two walks ... Struck out six batters ... Retired the first seven batters he faced and the final 11 batters of the game. **Missouri (5/13-15):** Allowed three runs - two earned - on six hits over three innings of work ... Walked two and struck out one. **at Alabama (5/20-22):** Retired the first seven batters he faced, with five of his 10 punchouts over that span ... Allowed five hits and two runs in throwing 96 pitches ... Struck out 10 and walked just one in the outing.

MacLeod's Single-Game Bests Highs

Innings Pitched	7.0	at Alabama, 5/20/21
Fewest Hits	1	Four Times; Last at South Carolina, 5/7/21
Fewest Runs	0	Six Times; Last at South Carolina, 5/7/20
Fewest Earned Runs	0	Seven Times; Last at South Carolina, 5/7/20
Walks	4	at Vanderbilt, 4/23/21
Strikeouts	12	Quinnipiac, 3/6/20

Wild Pitches	2	Oregon State, 2/22/20
Hit-by-Pitch	1	Two Times; Last Texas A&M, 4/30/21
Total Pitches	102	at Auburn, 4/9/21

MacLeod's Career Statistics

	ERA	W-L	App	GS	CG	SHO/CBO	SV	IP	H	R	ER	BB	SO	2B	3B	HR	BF	BAA	WP	HBP	BK	SFA	SHA
2020	0.86	4-0	4	4	0	0	0	21.0	9	2	2	6	35	2	0	0	78	.127	3	0	0	1	0
2021	3.14	5-3	14	14	0	0	0	66.0	57	29	23	23	90	5	0	11	278	.228	5	2	0	1	2
Total	2.59	9-3	18	18	0	0	0	87	66	31	25	29	125	7	0	11	356	.206	8	2	0	2	2
Career	0.86	4-0	4	4	0	0/1	0	21.0	9	2	2	6	35	2	0	0	78	.127	3	0	0	1	0

2021 Game-by-Game

Opponent (Date)	Dec.	IP	H	R (ER)	BB	K
vs. Texas (F20)	ND	4.0	6	1 (1)	--	7
vs. TCU (F21)	--DNP--					
vs. Texas Tech (F22)	--DNP--					
Jackson State (F24)	--DNP--					
Tulane (F26)	L	4.0	3	3 (-)	2	6
Tulane (F27)	--DNP--					
Tulane (F28)	--DNP--					
vs. Southern Miss (Mr2)	--DNP--					
Kent State (Mr5)	ND	1.2	4	3 (2)	3	4
Kent State (Mr6)	--DNP--					
Kent State (Mr7)	--DNP--					
Grambling (Mr9)	--DNP--					
Louisiana-Lafayette (Mr10)	--DNP--					
Eastern Michigan (Mr12)	W	5.0	1	--	1	11
Eastern Michigan (Mr13)	--DNP--					
Eastern Michigan (Mr14)	--DNP--					
Samford (Mr16)	--DNP--					
at LSU (Mr19)	W	6.0	3	1 (1)	2	9
at LSU (Mr20)	--DNP--					
at LSU (Mr21)	--DNP--					
North Alabama (Mr23)	--DNP--					
Arkansas (Mr26)	L	3.2	6	5 (5)	2	4
Arkansas (Mr27)	--DNP--					
Arkansas (Mr28)	--DNP--					
Kentucky (A1)	W	6.0	2	--	--	11
Kentucky (A2)	--DNP--					
Kentucky (A3)	--DNP--					
Southern (A6)	--DNP--					
at Auburn (A9)	ND	6.0	5	2 (2)	2	6
at Auburn (A10)	--DNP--					
at Auburn (A11)	--DNP--					
Arkansas State (A13)	--DNP--					
Ole Miss (A16)	ND	5.0	4	2 (2)	2	5
Ole Miss (A17)	--DNP--					
Ole Miss (A18)	--DNP--					
UAB (A20)	--DNP--					
at Vanderbilt (A23)	L	3.2	4	4 (4)	4	7
at Vanderbilt (A24)	--DNP--					
at Vanderbilt (A25)	--DNP--					
Texas A&M (A30)	ND	4.0	7	3 (2)	--	3
Texas A&M (My1)	--DNP--					
Texas A&M (My2)	--DNP--					
at The Citadel (My5)	--DNP--					
at South Carolina (My7)	W	7.0	1	--	2	6
at South Carolina (My8)	--DNP--					
at South Carolina (My9)	--DNP--					
Missouri (My13)	ND	3.0	6	3 (2)	2	1
Missouri (My14)	--DNP--					
Missouri (My15)	--DNP--					
Jacksonville State (My18)	--DNP--					
at Alabama (My20)	W	7.0	5	2 (2)	1	10
at Alabama (My21)	--DNP--					
at Alabama (My22)	--DNP--					

* - Denotes Game Started | (W)in, (L)oss, H(ol)d, (S)ave, (B)low/n Save

How It Was Won

(* - Walk-off hit)

Below is a chart representing how the eventual game-winning run was recorded for Mississippi State in 2021.

Gm	Opponent	Final	Player	Inn.	Outs	Play	Score at Time
1.	vs. No. 9 Texas	8-3	Rowdey Jordan	4	2	Reached on an error	3-0
2.	vs. No. 10 TCU	2-3	--	--	--	--	--
3.	vs. No. 3 Texas Tech	11-5	Scotty Dubrule	8	2	RBI infield single	5-5
4.	JACKSON STATE	7-3	Landon Jordan	5	2	RBI single	3-0
5.	TULANE	3-7	--	--	--	--	--
6.	TULANE	9-5	Luke Hancock *	9	--	Grand slam	5-5
7.	TULANE	5-4	Tanner Allen *	9	2	2RBI single	3-4
8.	vs. Southern Miss	4-1	Rowdey Jordan	3	--	Sacrifice fly	1-1
9.	KENT STATE	8-3	Luke Hancock	5	--	2RBI single	3-3
10.	KENT STATE	5-9	--	--	--	--	--
11.	KENT STATE	13-0	Kamren James	1	1	RBI single	0-0
12.	GRAMBLING	10-0	Rowdey Jordan	3	1	Sacrifice fly	0-0
13.	LOUISIANA-LAFAYETTE	4-0	Scotty Dubrule	1	1	Scored on a wild pitch	0-0
14.	EASTERN MICHIGAN	14-0	Logan Tanner	2	1	RBI single	0-0
15.	EASTERN MICHIGAN	4-1	Logan Tanner *	9	--	3-run home run	1-1
16.	EASTERN MICHIGAN	4-1	Scotty Dubrule	2	1	3RBI double	0-0
17.	SAMFORD	10-2	Luke Hancock	4	--	2-run home run	1-0
18.	at No. 10 LSU	6-1	Brayland Skinner	5	--	2-run home run	0-0
19.	at No. 10 LSU	3-0	Lane Forsythe	5	1	Sacrifice fly	0-0
20.	at No. 10 LSU	3-8	--	--	--	--	--
21.	NORTH ALABAMA	18-1	Kamren James	1	1	2RBI single	0-0
22.	ARKANSAS	2-8	--	--	--	--	--
23.	ARKANSAS	5-11	--	--	--	--	--
24.	ARKANSAS	4-6	--	--	--	--	--
25.	KENTUCKY	8-1	Luke Hancock	3	1	Sacrifice fly	1-0
26.	KENTUCKY	3-2	Luke Hancock	8	1	Sacrifice fly	2-2
27.	KENTUCKY	4-3	Logan Tanner	4	--	Solo home run	3-1
28.	SOUTHERN	1-0	Tanner Leggett	2	1	Scored on passed ball	1-0
29.	at Auburn	6-5	Tanner Leggett	8	2	Scored on a wild pitch	5-5
30.	at Auburn	7-2	Kamren James	3	--	2-run home run	1-1
31.	at Auburn	19-10	Luke Hancock	1	2	2RBI single	8-0
32.	Arkansas State	18-10	Luke Hancock	8	--	RBI ground out	10-3
33.	No. 6 Ole Miss	5-2	Kamren James	6	1	Sacrifice fly	2-2
34.	No. 6 Ole Miss	0-9	--	--	--	--	--
35.	No. 6 Ole Miss	7-5	Tanner Allen	6	2	3RBI triple	4-4
36.	UAB	19-7	Scotty Dubrule	3	1	RBI single	7-3
37.	at Vanderbilt	2-6	--	--	--	--	--
38.	at Vanderbilt	7-4	Logan Tanner	7	1	RBI double	4-1
39.	at Vanderbilt	4-7	--	--	--	--	--
40.	Texas A&M	8-7	Tanner Allen *	12	--	Solo home run	7-7
41.	Texas A&M-1	3-2	Brad Cumbest	5	1	Sacrifice fly	2-0
42.	Texas A&M-2	10-5	Brad Cumbest	7	2	RBI single	5-3
43.	at The Citadel	10-2	Brad Cumbest	3	1	2RBI single	2-0
44.	at No. 12 South Carolina	9-0	Kamren James	1	--	RBI single	0-0
45.	at No. 12 South Carolina	9-6	Tanner Allen	5	1	RBI single	6-1
46.	at No. 12 South Carolina	3-4	--	--	--	--	--
47.	Missouri	5-4	Scotty Dubrule	7	2	2RBI single	3-4
48.	Missouri	6-7	--	--	--	--	--
49.	Missouri	8-16	--	--	--	--	--
50.	Jacksonville State	6-1	Luke Hancock	1	2	Two-run home run	0-0
51.	at Alabama	4-2	Tanner Allen	7	1	2RBI double	2-2
52.	at Alabama	7-0	Kamren James	2	1	Solo home run	0-0
53.	at Alabama	7-3	Rowdey Jordan	5	2	Scored on an error	3-3
54.	vs. Florida	1-13	--	--	--	--	--

Mississippi State When...

	2019	2020	2021
Overall	52-15	12-4	40-14
vs. Top-5 Teams	7-4	2-0	2-5
vs. Top-10 Teams	5-6	2-0	7-9
vs. Top-25 Teams	16-13	2-0	12-10
Non-Conference	32-5	12-4	21-3
SEC	20-10	--	20-10
SEC East	9-3	--	7-5
SEC West	11-7	--	13-5
At Home	37-5	9-2	25-8
On the Road	10-6	1-2	12-4
At Neutral Sites	5-4	2-0	3-2
In Day Games	25-7	10-3	15-11
In Night Games	27-8	2-1	25-3
vs. Teams .500 Or Better	37-13	3-2	26-11
vs. Teams Worse Than .500	15-0	9-2	14-3
vs. Left-Handed Starter	17-3	5-1	9-7
vs. Right-Handed Starter	35-12	7-3	31-7
When Starter Receives Decision	30-11	6-3	22-9
When Reliever Receives Decision	22-4	6-1	18-5
When Starter Goes 5+ Innings	31-10	7-3	19-3
When Starter Goes <5 Innings	21-5	5-1	21-11
When Scoring First	30-5	10-2	32-5
When Opponent Scores First	22-10	2-2	8-9
When Leading After 6 Innings	41-2	9-0	32-1
When Trailing After 6 Innings	5-12	2-3	5-12
When Tied After 6 Innings	6-1	1-1	2-1
When Leading After 8 Innings	47-1	11-0	36-1
When Trailing After 8 Innings	1-11	1-4	3-11
When Tied After 8 Innings	3-1	--	0-1
In One-Run Games	11-6	2-0	7-3
In Two-Run Games	5-3	--	2-1
In 5+ Run Games	27-5	1-1	20-6
Weekend Series W-L-T	11-2-0	3-1-0	10-3-0
Series Sweeps/Times Swept	5/1	2/0	5/1
When Scoring 0-2 Runs	1-8	0-3	0-5
When Scoring 3-5 Runs	11-6	4-1	12-7
When Scoring 6-9 Runs	21-1	8-0	16-1
When Scoring 10+ Runs	19-0	--	12-1
Shutouts/Times Shut Out	5/3	1/1	7/1
In Extra Innings	2-1	--	1-1
When Opponent Scores 4 Runs Or Less	36-6	11-0	30-2
When Opponent Scores 5 Runs Or More	16-9	1-4	10-12
When Out-Hitting Opponent	45-4	11-1	34-3
When Out-Hit by Opponent	4-8	1-3	5-9
When Hits Are Equal	3-3	--	1-2
When Hitting A Home Run	34-5	8-1	28-7
When Opponent Hits A Home Run	22-9	3-1	15-11
When Errorless	20-6	6-0	18-3
When Committing One Error	15-5	3-1	12-5
When Committing 2+ Errors	17-4	3-3	10-6
When Opponent is Errorless	12-9	3-3	9-5
When Opponent Commits One Error	13-5	5-1	17-5
When Opponent Commits 2+ Errors	27-1	4-0	14-4
Game 1 of Weekend	11-3	3-1	11-3
Game 2 of Weekend	10-4	4-0	9-5
Game 3 of Weekend	9-4	2-2	9-5
Monday	--	--	1-0
Tuesday	7-0	1-1	6-0
Wednesday	9-1	2-0	5-1
Thursday	2-3	--	2-1
Friday	12-5	3-1	9-4
Saturday	12-6	4-0	11-4
Sunday	10-0	2-2	5-5

Uniform breakdown on page 9

Career Game-Winning Plays

WO = Walk-off game-winning play

	'18	'19	'20	'21	WO	Total		'18	'19	'20	'21	WO	Total
Allen, Tanner	5	9	1	4	3	18	James, Kamren	--	--	1	6	--	7
Cumbest, Brad	--	1	--	3	--	4	Jordan, Rowdey	1	5	--	4	--	10
Dubrule, Scotty	--	--	--	5	--	5	Leggett, Tanner	--	--	--	3	--	3
Forsythe, Lane	--	--	--	1	--	1	Pimentel, Brandon	--	--	2	--	--	2
Hancock, Luke	--	--	2	8	1	10	Skinner, Brayland	--	--	--	1	--	1
Hatcher, Josh	1	3	3	--	1	7	Tanner, Logan	--	--	--	4	1	4



Hitting Totals/Streaks

MULTI-HIT GAMES	2	3	4	5+	2021	Career
Allen, Tanner	17	6	2	--	25	77
Jordan, Rowdey	12	3	1	--	16	58
Hancock, Luke	13	2	--	--	15	19
Tanner, Logan	8	6	--	--	14	16
James, Kamren	9	4	1	--	14	18
Dubrule, Scotty	12	2	--	--	14	14
Forsythe, Lane	6	4	--	--	10	10
Cumbest, Brad	6	2	--	--	8	11
Hatcher, Josh	7	--	--	--	7	36
Clark, Kellum	2	1	--	--	3	3
Leggett, Tanner	3	--	--	--	3	3
McGowan, Drew	2	--	--	--	2	2
Pimentel, Brandon	1	--	--	--	1	1
McDonald, Kyte	1	--	--	--	1	1
Skinner, Brayland	--	1	--	--	1	1
TEAM	100	31	4	--	135	

MULTI-RBI GAMES	2	3	4	5+	2021	Career
Allen, Tanner	10	6	1	--	17	37
Hancock, Luke	8	5	1	--	14	18
Tanner, Logan	6	3	--	2	11	11
James, Kamren	2	4	3	1	10	10
Jordan, Rowdey	6	3	--	--	9	34
Dubrule, Scotty	4	1	--	--	5	5
Leggett, Tanner	2	1	--	--	3	3
Skinner, Brayland	2	1	--	--	3	3
Cumbest, Brad	--	1	1	--	2	4
McDonald, Kyte	2	--	--	--	2	2
Pimentel, Brandon	1	--	--	--	1	3
Forsythe, Lane	--	1	--	--	1	1
Clark, Kellum	--	1	--	--	1	1
--						
Hatcher, Josh	--	--	--	--	--	14
TEAM	44	27	6	3	80	

HITTING STREAKS	Current	2021 Long	Career
Allen, Tanner	17	17	17
Jordan, Rowdey	--	12	12
Hancock, Luke	3	8	8
James, Kamren	--	6	7
Leggett, Tanner	--	6	6
Dubrule, Scotty	--	6	--
Tanner, Logan	4	6	6 (2x)
Hatcher, Josh	--	4	10^
Forsythe, Lane	--	4	4
Cumbest, Brad	--	3	3
McGowan, Drew	--	3	3
McDonald, Kyte	--	3	3
Pimentel, Brandon	--	2	4
Clark, Kellum	--	2	2 (2x)
Meche, Davis	2	2	2 (2x)
Skinner, Brayland	1	2	2 (3x)
Garner, Kace	--	1	1
--			
Price, Spencer	1	--	1

REACHED BASED	CURRENT	2021	CAREER
Jordan, Rowdey	--	38	38
Allen, Tanner	20	20	26*
Tanner, Logan	17	17	17
Dubrule, Scotty	--	14	--
Hancock, Luke	3	14	14
Forsythe, Lane	--	10	10
James, Kamren	--	8	8
Hatcher, Josh	--	8	14^
Leggett, Tanner	--	6	6
Clark, Kellum	--	6	6
Skinner, Brayland	1	5	5
McGowan, Drew	--	5	5
Pimentel, Brandon	--	4	6^
McDonald, Kyte	--	4	5
Meche, Davis	3	3	3
Cumbest, Brad	2	3	4
Garner, Kace	--	2	2
--			
Price, Spencer	1	--	1

* - Streak spanned the 2019 and 2020 seasons.

^ - Streak spans 2020 and 2021 seasons

A Dawg Among Dawgs: Tanner Allen

Allen Among Elite SEC Hitters

- Tanner Allen finished SEC play with a league-bests .411 batting average in conference play and averaged nearly one run per game, 1.7 hits per game and 1.1 RBIs per game in 30 conference games.
- He also led the SEC in conference-only games in total bases (87), RBIs (34) and was the only SEC hitter with 50-plus hits (51). He was No. 2 in slugging percentage (.702) and No. 3 in slugging percentage (.472).
- In 10 SEC weekend series, Allen hit .300 or better against eight of the 10 opponents, including a .400 average on five SEC weekends. He hit .615 in three games at South Carolina.
- Allen is the only SEC hitter to rank among the top 10 in batting average, runs scored, hits and RBIs overall in 2021 and was one of two Power 5 hitters to finish the season with 70 hits, 50 runs scored and 50 RBIs (Braden Boissiere, Arizona).

Allen in Rare Air

- Tanner Allen has hit from the moment he showed up at Mississippi State and joined a couple of exclusive clubs in Diamond Dawg history.
- Along with ranking among the career leaders in doubles and triples, Allen became the second student-athlete in MSU history to produce 50 doubles, 20 home runs and 10 triples in a career.
Rex Buckner (1990-93): 52 2B, 26 HR, 10 3B
Tanner Allen (2018-pres.): 57 2B, 20 HR, 12 3B
- Along those same lines, Allen has eclipsed 250 hits, 150 runs scored and 150 RBIs for his career. He is just the ninth Diamond Dawg to reach all three marks in a career, joining:
Tanner Allen (2018-present): 261/159/169
Rex Buckner (1990-93): 260/169/172
Connor Powers (2007-10): 251/172/204
Travis Chapman (1997-2000): 327/221/202
Brad Freeman (1995-98): 265/192/158
Brad Hildreth (1986-89): 275/173/157
Richard Lee (1995-98): 328/219/265
Rafael Palmeiro (1983-85): 268/224/239
Tommy Raffo (1987-90): 278/186/207

Record Book Wrecker

- As the 2021 season nears postseason play, Tanner Allen continues to move up some of Mississippi State's career charts, with a chance to end his tenure in Starkville as one of the most complete hitters in program history.
- Allen currently ranks tied for No. 4 on the career doubles list (54) and is tied for No. 3 on the career triples charts (12), while ranking among the top 50 in program history in 13 total offensive categories.

Player (Seasons)	2B
1. Mangum, Jake (2016-19)	73
2. Chapman, Travis (1997-2000)	71
3. Lee, Richard (1995-98)	66
4. Allen, Tanner (2018-present)	57
5. Young, Pete (1987-89)	56
6. Van Cleve, Dan (1981-85)	55


Player (Seasons)	3B
1. Kelley, Mike (1976-79)	20
2. Milton, Ted (1969-72)	14
3. Allen, Tanner (2018-present)	12
Winkler, Brad (1980-83)	12
5. Maniscalco, Matthew (2000-03)	11

- The left-handed hitter is also nearing the top-10 in career hits, RBIs and total bases sitting among the top 15 in each category.

Player (Seasons)	Hits
10. Palmeiro, Rafael (1983-85)	268
11. Kelley, Mike (1976-79)	267
12. Freeman, Brad (1995-98)	265
13. Allen, Tanner (2018-present)	261
Berkery, Thomas (2003-06)	261
15. Buckner, Rex (1990-93)	260

Player (Seasons)	RBIs
10. Mitchell, John (1984-87)	179
11. Winkler, Brad (1980-83)	172
12. Allen, Tanner (2018-present)	169
Young, Pete (1987-89)	169
14. Cohen, John (1988-90)	168
15. Brinson, Matthew (2001-03)	166

Player (Seasons)	Total Bases
10. Rea, Jeffery (2004-07)	416
11. Castoria, Bruce (1979-82)	413
12. Wiese, Brian (1996-99)	411
13. Buckner, Rex (1990-93)	410
14. Allen, Tanner (2018-present)	402
15. Maniscalco, Matthew (2000-03)	391
Masters, Burke (1987-90)	391



Season Statistics

Record: 40-14 Home: 25-8 Away: 12-4 Neutral: 3-2 SEC: 20-10

Player	avg	gp-gs	ab	r	h	2b	3b	hr	rbi	tb	slg%	bb	hp	so	gdp	ob%	sf	sh	sb-att	po	a	e	fld%
5 Allen, Tanner	.386	53-53	207	55	80	14	5	8	53	128	.618	17	13	28	4	.458	3	0	8-11	67	5	0	1.000
4 Jordan, Rowdey	.310	54-54	203	57	63	14	3	9	38	110	.542	28	16	33	3	.426	4	0	7-8	95	2	2	.980
19 Tanner, Logan	.286	53-52	192	35	55	10	0	11	40	98	.510	29	0	35	6	.378	1	0	0-1	545	23	3	.995
3 Dubrule, Scotty	.282	53-47	174	36	49	6	0	0	22	55	.316	27	1	23	2	.381	0	3	5-9	79	95	3	.983
20 Hancock, Luke	.269	54-54	186	35	50	4	0	10	52	84	.452	36	6	13	7	.393	6	0	3-3	187	14	1	.995
6 James, Kamren	.263	53-53	194	36	51	10	0	9	47	88	.454	23	6	44	2	.349	6	0	15-16	27	57	13	.866

25 McDonald, Kyte	.389	12-1	18	5	7	4	0	1	6	14	.778	1	0	2	0	.421	0	0	0-0	0	0	0	.000
33 Cumbest, Brad	.329	37-21	76	16	25	5	1	4	15	44	.579	8	2	22	1	.398	2	0	2-2	27	1	2	.933
50 Pimentel, Brandon	.286	10-1	14	3	4	0	0	1	6	7	.500	3	0	6	1	.412	0	0	0-0	19	2	0	1.000
9 Jordan, Landon	.281	12-9	32	2	9	2	0	0	5	11	.344	6	1	8	1	.410	0	1	2-2	3	13	0	1.000
11 Clark, Kellum	.267	19-12	45	14	12	3	1	2	7	23	.511	7	2	11	0	.389	0	0	1-1	10	1	1	.917
43 Forsythe, Lane	.257	45-44	144	28	37	5	0	1	17	45	.313	18	3	44	1	.347	2	3	1-1	43	88	13	.910
12 Meche, Davis	.250	10-0	12	4	3	1	0	0	1	4	.333	2	1	4	0	.400	0	0	0-0	2	7	0	1.000
31 Leggett, Tanner	.228	38-19	79	17	18	4	0	1	9	25	.316	9	3	25	3	.326	1	4	5-7	23	35	7	.892
36 Skinner, Brayland	.224	39-19	76	14	17	3	1	1	10	25	.329	10	4	20	1	.344	0	0	5-6	34	1	0	1.000
8 McGowan, Drew	.212	24-8	33	6	7	2	0	0	7	9	.273	8	1	3	1	.364	2	0	2-3	12	1	0	1.000
10 Hatcher, Josh	.186	47-39	140	15	26	8	0	2	12	40	.286	8	3	29	3	.245	0	1	5-6	228	21	3	.988
44 Garner, Kace	.154	11-0	13	4	2	1	0	0	3	3	.231	3	0	3	0	.313	0	0	0-0	19	0	0	1.000
Totals	.280	54	1838	382	515	96	11	60	350	813	.442	243	62	353	36	.378	27	12	61-76	1444	405	55	.971
Opponents	.217	54	1795	228	389	59	5	50	206	608	.339	211	38	664	25	.310	11	12	27-44	1379	509	68	.965

LOB - Team (423), Opp (395). DPs turned - Team (38), Opp (42). CI - Team (0), Opp (2). IBB - Team (5), James 1, Hatcher 1, Clark 1, Allen 1, Hancock 1, Opp (6). Picked off - Jordan, R. 1.

(All games Sorted by Earned run avg)

Player	era	w-l	app	gs	cg	sho	sv	ip	h	r	er	bb	so	2b	3b	hr	b/avg	wp	hp	bk	sfa	sha
24 Bednar, Will	2.90	6-1	13	11	0	0/3	0	62.0	49	22	20	16	97	9	1	8	.217	2	4	1	2	1
28 MacLeod, Christian	3.14	5-3	14	14	0	0/2	0	66.0	57	29	23	23	90	5	0	11	.228	5	2	0	1	2

38 Alford, Kole	0.00	0-0	1	0	0	0/0	0	0.1	1	0	0	1	1	0	0	0	.500	0	0	0	0	0
23 Sims, Landon	0.49	3-0	17	0	0	0/3	8	37.0	15	2	2	12	73	4	0	0	.120	2	0	0	0	1
18 Patrick, Chase	0.79	0-0	15	0	0	0/0	0	11.1	9	1	1	4	8	0	0	1	.237	4	1	0	0	1
51 Carmouche, Dylan	1.23	1-0	9	0	0	0/1	0	7.1	6	2	1	3	11	1	0	0	.222	1	1	0	1	0
32 Stinnett, Parker	1.65	1-0	14	1	0	0/2	1	16.1	5	3	3	13	27	2	0	0	.091	7	4	1	0	0
48 Harding, Houston	2.64	6-2	17	5	0	0/1	0	44.1	37	17	13	13	45	7	0	5	.224	4	2	1	0	2
15 Smith, Cade	3.48	2-0	6	1	0	0/0	0	10.1	6	5	4	6	14	1	0	1	.158	0	1	0	0	0
17 Simmons, Stone	3.92	1-1	15	0	0	0/0	2	20.2	17	11	9	6	26	3	0	0	.218	1	1	0	0	1
29 Koestler, Carlisle	4.12	3-0	11	2	0	0/0	0	19.2	20	9	9	7	23	3	0	2	.260	3	3	0	1	1
7 Smith, Brandon	4.31	4-3	17	2	0	0/2	1	31.1	30	20	15	8	36	5	0	4	.238	4	1	0	1	1
35 Johnson, Preston	4.50	2-0	16	0	0	0/3	0	20.0	15	12	10	10	34	0	0	2	.211	0	3	0	1	0
2 Hunt, KC	4.85	0-0	13	0	0	0/2	0	13.0	14	9	7	7	14	2	0	1	.280	8	2	0	1	0
39 Tepper, Mikey	5.25	2-0	11	2	0	0/1	0	12.0	8	8	7	9	14	2	0	1	.174	6	0	2	0	0
27 Fristoe, Jackson	5.29	3-3	14	12	0	0/1	0	47.2	39	29	28	34	67	4	3	8	.219	5	3	1	0	1
14 Self, Riley	5.40	0-0	7	0	0	0/2	0	5.0	9	4	3	4	7	1	0	0	.375	0	0	0	0	0
37 Cerantola, Eric	5.71	0-1	10	4	0	0/0	0	17.1	13	11	11	11	24	0	1	2	.206	4	6	0	0	0
40 Forrester, Jaxen	6.00	0-0	3	0	0	0/1	0	3.0	2	2	2	2	1	1	0	0	.200	2	0	0	1	0
45 Tullar, Cam	6.63	0-0	21	0	0	0/1	1	19.0	22	14	14	10	25	5	0	1	.289	2	1	0	2	1
26 Lovett, Xavier	6.75	0-0	6	0	0	0/1	0	4.0	3	4	3	2	1	2	0	0	.188	1	1	0	0	0
55 Price, Spencer	7.36	1-0	9	0	0	0/1	0	7.1	5	6	6	5	13	0	0	2	.179	2	1	0	0	0
47 Talley, Drew	9.00	0-0	4	0	0	0/1	0	3.0	5	4	3	1	7	2	0	0	.357	0	0	0	0	0
13 Rokose, Davis	10.80	0-0	4	0	0	0/0	0	3.1	2	4	4	4	6	0	0	1	.167	0	1	0	0	0
Totals	3.70	40-14	54	54	0	7/7	13	481.1	389	228	198	211	664	59	5	50	.217	63	38	6	11	12
Opponents	6.58	14-40	54	54	3	1/0	6	459.2	515	382	336	243	353	96	11	60	.280	55	62	6	27	12

PB - Team (3), Tanner 2, Hancock 1, Opp (8). Pickoffs - Team (2), Harding 1, Patrick 1, Opp (1). SBA/ATT - Tanner (21-31), MacLeod (6-11), Bednar (5-7), Hancock (6-7), Patrick (0-3), Fristoe (1-3), Tepper (3-3), Harding (2-3), Cerantola (2-2), Johnson (2-2), Self (0-1), Hunt (0-1), Tullar (0-1), Talley (0-1), Stinnett (1-1), Smith, C. (1-1), Price (1-1), Sims (1-1),



Southeastern Conference Statistics

Record: 20-10 Home: 9-6 Away: 11-4 SEC: 20-10

Player	avg	gp-gs	ab	r	h	2b	3b	hr	rbi	tb	slg%	bb	hp	so	gdp	ob%	sf	sh	sb-att	po	a	e	fld%
5 Allen, Tanner	.411	30-30	124	27	51	8	5	6	34	87	.702	8	9	13	3	.472	3	0	2-5	39	1	0	1.000
4 Jordan, Rowdey	.333	30-30	117	34	39	8	1	5	18	64	.547	19	11	17	3	.469	0	0	3-3	62	1	1	.984
19 Tanner, Logan	.274	30-30	117	19	32	7	0	7	20	60	.513	16	0	22	3	.361	0	0	0-0	346	12	2	.994
3 Dubrule, Scotty	.260	29-25	96	14	25	2	0	0	7	27	.281	11	1	14	1	.343	0	1	2-4	48	49	0	1.000
6 James, Kamren	.257	30-30	113	18	29	5	0	5	23	49	.434	18	2	27	2	.360	3	0	4-5	12	29	5	.891
20 Hancock, Luke	.239	30-30	109	16	26	1	0	4	24	39	.358	15	4	9	3	.338	5	0	1-1	83	7	1	.989
43 Forsythe, Lane	.204	30-30	103	13	21	2	0	0	9	23	.223	9	2	37	0	.276	2	3	0-0	36	65	11	.902

11 Clark, Kellum	.300	10-7	30	8	9	2	1	1	3	16	.533	2	1	8	0	.364	0	0	1-1	6	0	1	.857
33 Cumbest, Brad	.268	16-10	41	4	11	3	0	1	6	17	.415	4	0	10	1	.326	1	0	1-1	13	0	1	.929
36 Skinner, Brayland	.197	26-17	61	9	12	3	0	1	7	18	.295	8	3	17	1	.319	0	0	5-6	31	1	0	1.000
31 Leggett, Tanner	.180	22-13	50	7	9	3	0	0	6	12	.240	3	3	20	1	.263	1	3	0-1	16	25	5	.891
10 Hatcher, Josh	.145	25-18	69	5	10	3	0	1	4	16	.232	1	0	17	1	.157	0	1	0-1	103	13	1	.991
50 Pimentel, Brandon	.000	1-0	2	0	0	0	0	0	0	0	.000	0	0	1	1	.000	0	0	0-0	3	0	0	1.000
25 McDonald, Kyte	.000	2-0	2	0	0	0	0	0	0	0	.000	0	0	1	0	.000	0	0	0-0	0	0	0	.000
12 Meche, Davis	.000	1-0	1	0	0	0	0	0	0	0	.000	0	0	0	0	.000	0	0	0-0	1	1	0	1.000
8 McGowan, Drew	.000	3-0	0	0	0	0	0	0	0	0	.000	0	0	0	0	.000	0	0	0-0	0	0	0	.000
44 Garner, Kace	.000	1-0	0	0	0	0	0	0	0	0	.000	0	0	0	0	.000	0	0	0-0	1	0	0	1.000
Totals	.265	30	1035	174	274	47	7	31	161	428	.414	114	36	213	20	.353	15	8	19-28	814	229	30	.972
Opponents	.231	30	1025	146	237	32	3	35	132	380	.371	127	14	355	18	.322	7	10	14-21	798	268	28	.974

LOB - Team (237), Opp (223). DPs turned - Team (26), Opp (24). CI - Team (0), Opp (1). IBB - Team (4), James 1, Hancock 1, Clark 1, Allen 1, Opp (5). Picked off - Jordan, R. 1.

(SEC games only Sorted by Earned run avg)

Player	era	w-l	app	gs	cg	sho	sv	ip	h	r	er	bb	so	2b	3b	hr	b/avg	wp	hp	bk	sfa	sha
24 Bednar, Will	3.27	6-1	10	10	0	0/2	0	55.0	47	22	20	16	83	7	1	8	.229	2	3	1	2	1
28 MacLeod, Christian	3.51	4-2	10	10	0	0/1	0	51.1	43	22	20	17	62	4	0	8	.223	2	1	0	1	1

14 Self, Riley	0.00	0-0	1	0	0	0/0	0	0.1	0	0	0	1	0	0	0	0	.000	0	0	0	0	0
55 Price, Spencer	0.00	0-0	1	0	0	0/0	0	0.1	0	0	0	0	0	0	0	0	.000	0	0	0	0	0
23 Sims, Landon	0.36	2-0	12	0	0	0/1	7	25.1	9	1	1	9	43	1	0	0	.108	2	0	0	0	1
18 Patrick, Chase	1.59	0-0	8	0	0	0/0	0	5.2	5	1	1	4	3	0	0	1	.278	2	0	0	0	1
32 Stinnett, Parker	2.89	0-0	8	0	0	0/0	1	9.1	4	3	3	8	12	2	0	0	.125	6	2	0	0	0
17 Simmons, Stone	3.86	0-1	9	0	0	0/0	1	14.0	12	8	6	5	18	1	0	0	.222	1	1	0	0	1
48 Harding, Houston	4.01	4-1	11	1	0	0/0	0	24.2	24	14	11	8	18	2	0	4	.253	1	2	0	0	2
7 Smith, Brandon	4.70	1-2	10	0	0	0/1	1	15.1	18	13	8	4	19	4	0	3	.269	2	1	0	0	1
45 Tullar, Cam	5.06	0-0	12	0	0	0/0	1	10.2	13	6	6	3	15	3	0	0	.295	2	1	0	2	0
37 Cerantola, Eric	6.00	0-0	3	1	0	0/0	0	3.0	0	2	2	3	2	0	0	0	.000	2	1	0	0	0
35 Johnson, Preston	6.08	2-0	11	0	0	0/2	0	13.1	12	11	9	8	20	0	0	2	.245	0	1	0	0	0
51 Carmouche, Dylan	6.75	0-0	2	0	0	0/0	0	1.1	3	2	1	1	2	1	0	0	.429	1	0	0	1	0
27 Fristoe, Jackson	7.58	1-3	9	8	0	0/0	0	29.2	31	26	25	28	44	4	2	5	.265	5	1	1	0	1
29 Koestler, Carlisle	9.00	0-0	3	0	0	0/0	0	4.0	6	4	4	2	4	1	0	1	.375	0	0	0	1	1
15 Smith, Cade	9.00	0-0	1	0	0	0/0	0	2.0	2	2	2	2	3	0	0	1	.250	0	0	0	0	0
2 Hunt, KC	9.00	0-0	2	0	0	0/1	0	2.0	2	2	2	3	3	0	0	1	.250	0	0	0	0	0
39 Tepper, Mikey	15.75	0-0	5	0	0	0/0	0	4.0	6	7	7	5	4	2	0	1	.333	3	0	1	0	0
Totals	4.25	20-10	30	30	0	3/3	11	271.1	237	146	128	127	355	32	3	35	.231	31	14	3	7	10
Opponents	5.18	10-20	30	30	2	1/0	5	266.0	274	174	153	114	213	47	7	31	.265	26	36	1	15	8

PB - Team (2), Tanner 1, Hancock 1, Opp (3). Pickoffs - Team (0), Opp (1). SBA/ATT - Tanner (13-18), MacLeod (3-6), Bednar (5-5), Patrick (0-2), Fristoe (1-2), Stinnett (1-1), Johnson (1-1), Cerantola (1-1), Simmons (1-1), Hancock (1-1), Tullar (0-1), Carmouche (1-1).

Last 10 Games Statistics

Record: 6-4 Home: 2-2 Away: 4-1 Neutral: 0-1 SEC: 5-3

Player	avg	gp-gs	ab	r	h	2b	3b	hr	rbi	tb	slg%	bb	hp	so	gdp	ob%	sf	sh	sb-att	po	a	e	fld%
5 Allen, Tanner	.452	10-10	42	7	19	4	2	1	11	30	.714	3	0	2	1	.478	1	0	1-1	8	0	0	1.000
19 Tanner, Logan	.342	10-10	38	5	13	1	0	2	4	20	.526	5	0	2	1	.419	0	0	0-0	103	2	1	.991
3 Dubrue, Scotty	.324	10-10	37	5	12	0	0	0	2	12	.324	4	0	5	0	.390	0	1	1-1	16	21	1	.974
11 Clark, Kellum	.290	9-9	31	8	9	2	1	1	3	16	.516	3	0	6	0	.353	0	0	1-1	7	1	1	.889
20 Hancock, Luke	.289	10-10	38	6	11	0	0	3	11	20	.526	5	0	1	1	.364	1	0	0-0	68	3	1	.986
4 Jordan, Rowdey	.289	10-10	38	9	11	3	0	2	9	20	.526	6	3	9	0	.426	0	0	2-2	27	0	0	1.000
43 Forsythe, Lane	.152	10-10	33	7	5	1	0	0	3	6	.182	3	1	10	0	.243	0	1	0-0	10	20	5	.857
6 James, Kamren	.108	10-10	37	3	4	1	0	1	3	8	.216	3	1	8	1	.190	1	0	1-1	1	4	0	1.000

36 Skinner, Brayland	.375	7-1	8	1	3	1	0	0	0	4	.500	1	0	2	0	.444	0	0	1-1	5	0	0	1.000
31 Leggett, Tanner	.190	9-6	21	4	4	2	0	0	4	6	.286	1	0	8	0	.217	1	2	0-1	3	11	4	.778
33 Cumbest, Brad	.077	6-4	13	1	1	1	0	0	1	2	.154	1	1	3	1	.188	1	0	0-0	2	1	1	.750
10 Hatcher, Josh	.000	4-0	1	0	0	0	0	0	0	0	.000	0	0	0	0	.000	0	0	0-1	3	2	0	1.000
Totals	.273	10	337	56	92	16	3	10	51	144	.427	35	6	56	5	.347	5	4	7-9	256	74	15	.957
Opponents	.260	10	338	56	88	11	0	10	51	129	.382	43	8	103	4	.355	3	6	7-9	252	83	11	.968

LOB - Team (79), Opp (86). DPs turned - Team (4), Opp (5). IBB - Team (2), Allen 1, Clark 1, Opp (3).

(Last 10 Games Sorted by Earned run avg)

Player	era	w-l	app	gs	cg	sho	sv	ip	h	r	er	bb	so	2b	3b	hr	b/avg	wp	hp	bk	sfa	sha
24 Bednar, Will	2.37	2-0	3	3	0	0/1	0	19.0	16	6	5	4	30	2	0	2	.222	1	0	1	1	0
28 MacLeod, Christian	3.60	1-0	2	2	0	0/0	0	10.0	11	5	4	3	11	0	0	1	.282	1	0	0	0	1

23 Sims, Landon	0.00	0-0	4	0	0	0/0	3	7.0	2	0	0	3	13	0	0	0	.087	0	0	0	0	0
37 Cerantola, Eric	0.00	0-0	2	0	0	0/0	0	1.2	1	0	0	1	1	0	0	0	.167	0	0	0	0	0
18 Patrick, Chase	0.00	0-0	1	0	0	0/0	0	1.2	0	0	0	3	2	0	0	0	.000	1	0	0	0	0
55 Price, Spencer	0.00	0-0	1	0	0	0/0	0	0.1	0	0	0	0	1	0	0	0	.000	0	0	0	0	0
17 Simmons, Stone	1.80	0-1	3	0	0	0/0	0	5.0	4	3	1	1	6	0	0	0	.211	0	1	0	0	1
32 Stinnett, Parker	1.93	1-0	3	1	0	0/0	0	4.2	2	1	1	7	7	0	0	0	.125	1	2	0	0	0
48 Harding, Houston	3.72	1-1	3	1	0	0/0	0	9.2	10	6	4	3	1	1	0	1	.256	0	2	0	0	1
15 Smith, Cade	4.50	0-0	2	0	0	0/0	0	4.0	2	2	2	3	3	0	0	1	.133	0	0	0	0	0
29 Koestler, Carlisle	5.40	0-0	1	0	0	0/0	0	1.2	2	1	1	0	1	1	0	0	.286	0	1	0	0	0
35 Johnson, Preston	6.75	1-0	4	0	0	0/0	0	2.2	4	3	2	2	7	0	0	1	.333	0	0	0	0	0
27 Fristoe, Jackson	7.50	0-0	3	2	0	0/0	0	6.0	3	5	5	7	6	0	0	1	.150	2	1	0	0	1
7 Smith, Brandon	9.00	0-2	5	1	0	0/1	0	8.0	15	11	8	2	9	3	0	2	.385	2	0	0	1	1
2 Hunt, KC	18.00	0-0	1	0	0	0/0	0	1.0	5	4	2	0	0	1	0	0	.714	0	0	0	1	0
45 Tullar, Cam	23.62	0-0	4	0	0	0/0	0	2.2	10	7	7	3	4	3	0	0	.588	0	1	0	0	1
39 Tepper, Mikey	54.00	0-0	1	0	0	0/0	0	0.1	1	2	2	1	1	0	0	1	.500	1	0	0	0	0
Totals	4.64	6-4	10	10	0	1/1	3	85.1	88	56	44	43	103	11	0	10	.260	9	8	1	3	6
Opponents	5.25	4-6	10	10	1	0/0	0	84.0	92	56	49	35	56	16	3	10	.273	8	6	1	5	4

PB - Team (1), Tanner 1, Opp (2). SBA/ATT - Tanner (7-8), MacLeod (3-4), Patrick (0-1), Smith, C. (1-1), Fristoe (1-1), Simmons (1-1), Bednar (1-1).



Team Game-by-Game (Hitting)

Date	Opponent	ab	r	h	rbi	2b	3b	hr	tb	bb	ibb	sb	cs	hbp	sac	sf	gdp	k	po	a	e	lob	avg
Feb 20	vs Texas	40	8	12	7	1	0	2	19	5	0	1	0	0	0	0	0	10	27	2	0	10	.300
Feb 21	vs TCU	33	2	7	2	1	0	1	11	2	0	0	0	0	0	0	2	11	27	9	2	6	.260
Feb 22	vs Texas Tech	37	11	12	10	1	1	1	18	6	0	0	1	0	0	0	1	5	27	8	0	5	.282
Feb 24	JACKSON STATE	33	7	10	5	3	0	1	16	7	0	5	0	2	0	0	1	3	27	14	3	11	.287
Feb 26	TULANE	34	3	6	2	3	0	0	9	2	0	1	0	1	0	0	0	6	27	6	4	7	.266
Feb 27	TULANE	34	9	10	9	0	0	3	19	7	1	1	0	0	0	0	1	4	27	10	0	9	.270
Feb 28	TULANE	32	5	7	5	2	0	1	12	7	0	1	0	0	0	0	1	10	27	5	3	8	.263
Mar 03	vs Southern Miss	30	4	9	4	1	1	0	12	5	0	1	0	0	1	1	2	5	27	4	2	9	.267
Mar 05	KENT STATE	29	8	6	8	0	1	0	8	9	0	6	1	3	0	0	0	6	27	7	1	9	.262
Mar 06	KENT STATE	34	5	10	5	3	0	0	13	4	0	0	0	0	1	0	1	5	27	13	1	7	.265
Mar 07	KENT STATE	37	13	16	12	2	0	1	21	6	0	1	0	2	0	1	1	6	27	4	1	9	.282
Mar 09	GRAMBLING	32	10	11	10	2	0	1	16	8	0	0	0	2	1	1	2	4	27	7	0	10	.286
Mar 10	LOUISIANA	25	4	4	2	1	0	0	5	3	0	1	1	1	0	2	0	8	27	7	0	3	.279
Mar 12	EASTERN MICHIGAN	37	14	14	14	7	0	0	21	10	0	4	0	0	0	1	0	8	27	4	0	10	.287
Mar 13	EASTERN MICHIGAN	28	4	4	4	0	0	1	7	3	0	1	0	2	0	0	2	4	27	12	0	5	.279
Mar 14	EASTERN MICHIGAN	32	4	8	4	1	0	1	12	1	0	0	1	3	0	0	0	2	27	5	1	8	.277
Mar 16	SAMFORD	33	10	10	10	1	0	3	20	8	0	2	1	1	0	0	0	7	27	15	1	8	.279
*Mar 19	at LSU	37	6	11	6	2	0	1	16	2	1	1	0	2	0	0	1	4	27	8	1	8	.280
*Mar 20	at LSU	28	3	4	3	1	0	0	5	5	0	0	2	0	1	1	0	5	27	6	1	5	.274
*Mar 21	at LSU	31	3	6	3	2	0	0	8	2	0	1	0	1	0	1	1	7	24	9	0	5	.270
Mar 24	NORTH ALABAMA	41	18	14	14	1	1	0	17	10	0	3	0	2	0	0	0	9	27	4	0	11	.274
*Mar 26	ARKANSAS	30	2	4	2	0	0	0	4	5	0	0	0	2	0	0	1	5	27	5	1	8	.268
*Mar 27	ARKANSAS	36	5	10	5	3	0	2	19	2	0	0	0	1	0	0	2	12	27	8	2	7	.269
*Mar 28	ARKANSAS	37	4	13	4	1	0	2	20	2	0	0	1	1	0	0	2	7	27	5	1	9	.273
*Apr 01	KENTUCKY	29	8	6	8	2	0	1	11	7	0	1	0	4	1	2	0	8	27	5	1	11	.270
*Apr 02	KENTUCKY	28	3	6	3	0	0	0	6	1	0	0	0	2	0	2	0	5	27	9	1	6	.268
*Apr 03	KENTUCKY	30	4	7	4	1	1	2	16	0	0	1	0	3	0	1	0	5	27	10	1	6	.267
Apr 06	SOUTHERN	42	15	16	11	4	0	3	29	5	0	7	0	1	0	0	0	7	27	4	0	9	.272
*Apr 09	at Auburn	35	6	8	5	3	0	2	17	3	0	2	0	1	1	0	1	9	27	6	2	7	.271
*Apr 10	at Auburn	35	7	11	7	1	0	3	21	3	0	1	0	1	0	0	1	6	27	7	0	5	.272
*Apr 11	at Auburn	42	19	17	16	2	1	1	24	9	0	1	0	5	0	0	2	4	27	8	0	10	.278
Apr 13	ARKANSAS STATE	38	18	15	15	3	0	5	33	7	0	1	1	2	0	1	0	3	27	6	1	6	.282
*Apr 16	OLE MISS	30	5	7	5	2	1	1	14	0	0	0	0	0	0	2	0	9	27	9	2	3	.280
*Apr 17	OLE MISS	27	0	1	0	0	0	0	1	2	0	0	0	0	0	0	0	12	27	8	0	2	.275
*Apr 18	OLE MISS	36	7	12	7	1	1	1	18	2	0	1	0	1	0	0	0	6	27	11	2	8	.276
Apr 20	UAB	41	19	17	19	7	0	2	30	4	0	5	0	2	0	2	0	4	27	6	1	6	.281
*Apr 23	at Vanderbilt	31	2	3	2	1	0	0	4	0	0	0	0	1	0	0	0	8	24	8	0	3	.277
*Apr 24	at Vanderbilt	36	7	10	7	3	0	2	19	5	0	1	1	1	0	0	0	12	27	3	0	9	.277
*Apr 25	at Vanderbilt	32	4	7	4	2	0	1	12	7	0	0	0	0	0	0	2	9	24	6	2	8	.275
*Apr 30	TEXAS A&M	47	8	14	8	2	0	2	22	5	0	1	0	3	0	1	0	15	36	6	2	15	.276
*May 01	TEXAS A&M	26	3	6	1	0	0	0	6	11	1	0	2	1	1	1	1	4	27	15	0	13	.275
*May 01	TEXAS A&M	41	10	17	10	1	0	1	21	4	0	1	1	0	0	0	1	3	27	5	0	11	.279
May 05	at The Citadel	38	10	13	10	3	0	2	22	6	0	1	0	1	1	2	1	7	27	10	0	11	.281
*May 07	at South Carolina	37	9	12	7	3	0	0	15	6	0	0	0	1	0	0	1	8	27	12	0	8	.282
*May 08	at South Carolina	37	9	14	8	1	1	3	26	5	0	2	2	1	1	0	1	8	27	5	2	8	.284
*May 09	at South Carolina	41	3	9	3	1	1	2	18	6	2	2	0	1	0	1	0	9	31	9	1	13	.282
*May 13	MISSOURI	31	5	7	4	1	0	0	8	6	0	0	0	0	0	0	0	6	27	5	2	8	.281
*May 14	MISSOURI	36	6	9	6	2	1	1	16	5	0	1	0	1	0	0	1	5	27	11	1	9	.281
*May 15	MISSOURI	42	8	16	7	3	0	2	25	2	0	0	0	0	0	1	0	5	27	13	4	10	.283
May 18	JACKSONVILLE STATE	17	6	6	6	1	0	1	10	4	0	0	0	0	0	1	0	4	15	6	2	4	.284
*May 20	at Alabama	34	4	7	4	2	0	0	9	2	0	1	0	0	2	0	0	7	27	2	0	7	.282
*May 21	at Alabama	34	7	8	7	4	0	1	15	3	0	1	0	1	0	2	0	3	27	4	0	6	.281
*May 22	at Alabama	39	7	12	5	0	0	0	12	2	0	0	0	1	1	0	2	7	27	11	1	9	.282
May 26	vs Florida	26	1	4	1	1	0	0	5	0	0	0	0	1	0	0	1	2	21	8	2	5	.280
Totals		1838	382	515	350	96	11	60	813	243	5	61	15	62	12	27	36	353	1444	405	55	423	.280

Team Game-by-Game (Pitching)

Date	Opponent	ip	h	r	er	bb	so	2b	3b	hr	wp	bk	hbp	dp	ibb	score	w-l	sv	era
Feb 20	vs Texas	9.0	9	3	3	1	18	2	0	1	0	0	0	0	0	8-3	1-0	0	3.00
Feb 21	vs TCU	9.0	4	3	2	7	8	2	0	0	3	0	0	1	0	2-3	1-1	0	2.50
Feb 22	vs Texas Tech	9.0	6	5	5	10	15	1	0	0	2	0	4	1	0	11-5	2-1	0	3.33
Feb 24	JACKSON STATE	9.0	2	3	2	1	7	0	0	0	4	0	1	0	0	7-3	3-1	0	3.00
Feb 26	TULANE	9.0	8	7	2	5	14	1	0	1	2	0	2	0	0	3-7	3-2	0	2.80
Feb 27	TULANE	9.0	10	5	5	5	15	1	0	1	0	0	2	0	0	9-5	4-2	0	3.17
Feb 28	TULANE	9.0	12	4	4	2	14	1	1	3	1	0	0	2	1	5-4	5-2	0	3.29
Mar 03	vs Southern Miss	9.0	3	1	1	3	20	1	0	0	1	0	0	0	0	4-1	6-2	1	3.00
Mar 05	KENT STATE	9.0	4	3	2	4	15	0	0	1	1	0	0	1	0	8-3	7-2	1	2.89
Mar 06	KENT STATE	9.0	13	9	8	6	11	2	0	1	1	0	1	2	0	5-9	7-3	1	3.40
Mar 07	KENT STATE	9.0	0	0	0	2	13	0	0	0	0	0	0	0	0	13-0	8-3	1	3.09
Mar 09	GRAMBLING	9.0	2	0	0	2	13	1	0	0	0	0	0	0	0	10-0	9-3	1	2.83
Mar 10	LOUISIANA	9.0	7	0	0	1	17	2	0	0	1	1	0	1	0	4-0	10-3	1	2.62
Mar 12	EASTERN MICHIGAN	9.0	3	0	0	1	18	0	0	0	1	0	0	0	0	14-0	11-3	1	2.43
Mar 13	EASTERN MICHIGAN	9.0	2	1	1	1	8	0	0	1	0	0	2	1	0	4-1	12-3	1	2.33
Mar 14	EASTERN MICHIGAN	9.0	4	1	1	2	13	1	0	1	0	0	1	0	0	4-1	13-3	2	2.25
Mar 16	SAMFORD	9.0	7	2	2	2	9	4	0	0	4	0	0	1	0	10-2	14-3	2	2.24
*Mar 19	at LSU	9.0	4	1	1	2	12	1	0	0	0	0	0	1	0	6-1	15-3	3	2.17
*Mar 20	at LSU	9.0	5	0	0	3	10	0	0	0	1	0	0	1	0	3-0	16-3	4	2.05
*Mar 21	at LSU	8.0	7	8	8	6	9	3	0	2	3	0	1	2	0	3-8	16-4	4	2.36
Mar 24	NORTH ALABAMA	9.0	6	1	1	4	15	1	0	0	2	0	1	0	0	18-1	17-4	4	2.30
*Mar 26	ARKANSAS	9.0	10	8	7	5	13	0	0	4	2	0	0	1	0	2-8	17-5	4	2.51
*Mar 27	ARKANSAS	9.0	13	11	10	4	16	2	0	4	0	0	1	0	0	5-11	17-6	4	2.84
*Mar 28	ARKANSAS	9.0	7	6	6	6	13	1	1	1	2	0	0	0	0	4-6	17-7	4	2.97
*Apr 01	KENTUCKY	9.0	5	1	0	3	15	1	0	0	2	0	0	0	0	8-1	18-7	4	2.85
*Apr 02	KENTUCKY	9.0	5	2	2	2	12	1	0	1	1	0	0	1	1	3-2	19-7	4	2.82
*Apr 03	KENTUCKY	9.0	6	3	3	5	12	2	0	0	1	0	0	2	1	4-3	20-7	5	2.83
Apr 06	SOUTHERN	9.0	7	1	1	5	17	0	0	0	4	1	1	0	0	15-1	21-7	5	2.76
*Apr 09	at Auburn	9.0	7	5	4	4	12	0	0	2	0	0	1	0	0	6-5	22-7	6	2.80
*Apr 10	at Auburn	9.0	7	2	2	0	10	1	0	1	0	0	0	1	0	7-2	23-7	6	2.78
*Apr 11	at Auburn	9.0	11	10	10	8	12	2	0	3	3	1	0	1	0	19-10	24-7	6	3.01
Apr 13	ARKANSAS STATE	9.0	11	10	10	6	15	2	0	2	1	0	3	0	0	18-10	25-7	6	3.23
*Apr 16	OLE MISS	9.0	6	2	2	3	12	1	0	1	0	0	0	3	0	5-2	26-7	7	3.19
*Apr 17	OLE MISS	9.0	17	9	9	3	10	4	1	1	2	0	1	1	0	0-9	26-8	7	3.36
*Apr 18	OLE MISS	9.0	6	5	4	6	10	2	0	2	0	0	1	1	0	7-5	27-8	8	3.38
Apr 20	UAB	9.0	7	7	6	4	11	1	0	1	2	0	3	0	0	19-7	28-8	8	3.46
*Apr 23	at Vanderbilt	8.0	8	6	6	5	10	1	0	0	0	0	0	0	0	2-6	28-9	8	3.53
*Apr 24	at Vanderbilt	9.0	5	4	4	5	16	0	0	0	1	0	1	2	0	7-4	29-9	8	3.55
*Apr 25	at Vanderbilt	8.0	7	7	6	4	13	0	1	1	1	0	0	0	0	4-7	29-10	8	3.62
*Apr 30	TEXAS A&M	12.0	12	7	5	3	18	2	0	2	2	0	1	0	0	8-7	30-10	8	3.62
*May 01	TEXAS A&M	9.0	7	2	2	4	10	1	0	1	0	0	1	3	0	3-2	31-10	9	3.59
*May 01	TEXAS A&M	9.0	11	5	5	8	9	0	0	0	2	1	0	2	0	10-5	32-10	10	3.62
May 05	at The Citadel	9.0	5	2	2	1	13	0	1	1	1	1	1	2	0	10-2	33-10	10	3.58
*May 07	at South Carolina	9.0	3	0	0	4	8	0	0	0	0	0	0	0	0	9-0	34-10	10	3.50
*May 08	at South Carolina	9.0	8	6	3	1	16	0	0	3	1	0	0	0	0	9-6	35-10	11	3.49
*May 09	at South Carolina	10.1	10	4	4	8	12	2	0	1	1	0	3	1	1	3-4	35-11	11	3.49
*May 13	MISSOURI	9.0	8	4	3	3	14	1	0	0	2	0	0	0	0	5-4	36-11	12	3.48
*May 14	MISSOURI	9.0	13	7	6	4	12	1	0	0	1	1	1	1	0	6-7	36-12	12	3.53
*May 15	MISSOURI	9.0	15	16	11	8	9	2	0	4	2	0	2	0	2	8-16	36-13	12	3.68
May 18	JACKSONVILLE STATE	5.0	2	1	1	4	7	1	0	0	0	0	2	0	0	6-1	37-13	12	3.66
*May 20	at Alabama	9.0	6	2	2	2	15	0	0	1	0	0	0	1	0	4-2	38-13	13	3.63
*May 21	at Alabama	9.0	3	0	0	2	13	1	0	0	0	0	0	0	0	7-0	39-13	13	3.56
*May 22	at Alabama	9.0	5	3	3	6	2	0	0	0	1	0	0	1	0	7-3	40-13	13	3.55
May 26	vs Florida	7.0	18	13	11	5	3	3	0	1	1	0	0	0	0	1-13	40-14	13	3.70
Totals		481.1	389	228	198	211	664	59	5	50	63	6	38	38	6	382-228	40-14	13	3.70



Non-Starter Statistics

Player	avg	gp-gs	ab	r	h	2b	3b	hr	rbi	tb	slg%	bb	hp	so	gdp	ob%	sf	sh	sb-att	po	a	e	fld%
3 Dubrule, Scotty	.500	6-0	6	2	3	0	0	0	3	3	.500	1	0	0	0	.571	0	0	0-0	2	3	0	1.000
25 McDonald, Kyte	.429	11-0	14	4	6	3	0	1	6	12	.857	1	0	2	0	.467	0	0	0-0	0	0	0	.000
33 Cumbest, Brad	.375	16-0	16	4	6	1	0	1	2	10	.625	2	2	3	0	.500	0	0	0-0	8	0	0	1.000
36 Skinner, Brayland	.357	20-0	14	2	5	1	0	0	1	6	.429	1	1	4	0	.438	0	0	1-1	4	0	0	1.000
9 Jordan, Landon	.333	3-0	3	0	1	0	0	0	2	1	.333	2	0	0	0	.600	0	0	0-0	1	0	0	1.000
11 Clark, Kellum	.286	7-0	7	3	2	0	0	1	4	5	.714	1	1	4	0	.444	0	0	0-0	3	0	0	1.000
31 Leggett, Tanner	.263	19-0	19	6	5	0	0	1	3	8	.421	4	0	4	0	.391	0	0	1-2	5	4	1	.900
12 Meche, Davis	.250	10-0	12	4	3	1	0	0	1	4	.333	2	1	4	0	.400	0	0	0-0	2	7	0	1.000
50 Pimentel, Brandon	.250	9-0	12	3	3	0	0	1	6	6	.500	3	0	6	1	.400	0	0	0-0	19	2	0	1.000
8 McGowan, Drew	.200	16-0	15	6	3	2	0	0	4	5	.333	5	1	1	1	.409	1	0	1-2	3	1	0	1.000
44 Garner, Kace	.154	11-0	13	4	2	1	0	0	3	3	.231	3	0	3	0	.313	0	0	0-0	19	0	0	1.000
10 Hatcher, Josh	.000	8-0	4	0	0	0	0	0	0	0	.000	0	0	0	1	.000	0	0	0-1	10	4	0	1.000
19 Tanner, Logan	.000	1-0	1	0	0	0	0	0	0	0	.000	0	0	0	0	.000	0	0	0-0	0	0	0	.000
43 Forsythe, Lane	.000	1-0	0	0	0	0	0	0	0	0	.000	0	0	0	0	.000	0	0	0-0	0	0	0	.000
Totals	.287	54	136	38	39	9	0	5	35	63	.463	25	6	31	3	.417	1	0	3-6	90	47	5	.965
Opponents	.197	54	122	15	24	7	0	4	21	43	.352	14	3	54	1	.291	2	1	0-1	68	45	10	.919

(All games Sorted by Earned run avg)

Player	era	w-l	app	gs	cg	sho	sv	ip	h	r	er	bb	so	2b	3b	hr	b/avg	wp	hp	bk	sfa	sha
24 Bednar, Will	0.00	0-0	2	0	0	0/0	0	5.0	1	0	0	0	9	1	0	0	.067	0	1	0	0	0
38 Alford, Kole	0.00	0-0	1	0	0	0/0	0	0.1	1	0	0	1	1	0	0	0	.500	0	0	0	0	0
23 Sims, Landon	0.49	3-0	17	0	0	0/3	8	37.0	15	2	2	12	73	4	0	0	.120	2	0	0	0	1
18 Patrick, Chase	0.79	0-0	15	0	0	0/0	0	11.1	9	1	1	4	8	0	0	1	.237	4	1	0	0	1
51 Carmouche, Dylan	1.23	1-0	9	0	0	0/1	0	7.1	6	2	1	3	11	1	0	0	.222	1	1	0	1	0
37 Cerantola, Eric	1.59	0-0	6	0	0	0/0	0	5.2	3	1	1	2	11	0	1	0	.150	2	0	0	0	0
27 Fristoe, Jackson	1.80	0-1	2	0	0	0/0	0	5.0	3	1	1	2	7	1	0	1	.176	0	0	0	0	0
32 Stinnett, Parker	1.88	0-0	13	0	0	0/2	1	14.1	5	3	3	9	23	2	0	0	.104	7	3	1	0	0
48 Harding, Houston	2.81	4-0	12	0	0	0/0	0	25.2	21	9	8	8	21	1	0	4	.226	1	1	0	0	1
7 Smith, Brandon	2.96	3-2	15	0	0	0/2	1	27.1	22	14	9	6	33	4	0	3	.206	3	1	0	0	1
29 Koestler, Carlisle	3.38	2-0	9	0	0	0/0	0	16.0	14	6	6	6	20	3	0	1	.233	2	3	0	1	1
17 Simmons, Stone	3.92	1-1	15	0	0	0/0	2	20.2	17	11	9	6	26	3	0	0	.218	1	1	0	0	1
35 Johnson, Preston	4.50	2-0	16	0	0	0/3	0	20.0	15	12	10	10	34	0	0	2	.211	0	3	0	1	0
2 Hunt, KC	4.85	0-0	13	0	0	0/2	0	13.0	14	9	7	7	14	2	0	1	.280	8	2	0	1	0
15 Smith, Cade	4.91	1-0	5	0	0	0/0	0	7.1	5	5	4	6	11	1	0	1	.172	0	1	0	0	0
14 Self, Riley	5.40	0-0	7	0	0	0/2	0	5.0	9	4	3	4	7	1	0	0	.375	0	0	0	0	0
40 Forrester, Jaxen	6.00	0-0	3	0	0	0/1	0	3.0	2	2	2	2	1	1	0	0	.200	2	0	0	1	0
45 Tullar, Cam	6.63	0-0	21	0	0	0/1	1	19.0	22	14	14	10	25	5	0	1	.289	2	1	0	2	1
26 Lovett, Xavier	6.75	0-0	6	0	0	0/1	0	4.0	3	4	3	2	1	2	0	0	.188	1	1	0	0	0
39 Tepper, Mikey	7.00	0-0	9	0	0	0/1	0	9.0	7	8	7	8	11	2	0	1	.194	5	0	2	0	0
55 Price, Spencer	7.36	1-0	9	0	0	0/1	0	7.1	5	6	6	5	13	0	0	2	.179	2	1	0	0	0
47 Talley, Drew	9.00	0-0	4	0	0	0/1	0	3.0	5	4	3	1	7	2	0	0	.357	0	0	0	0	0
13 Rokose, Davis	10.80	0-0	4	0	0	0/0	0	3.1	2	4	4	4	6	0	0	1	.167	0	1	0	0	0
Totals	3.47	18-4	54	0	0	7/7	13	269.2	206	122	104	118	373	36	1	19	.207	43	22	3	7	7
Opponents	7.65	6-10	54	0	0	1/0	6	213.0	255	208	181	138	179	49	2	31	.292	39	32	3	8	5

National Rankings (entering SEC Tournament)

Hitting	NCAA	SEC	Total
Base	27	6	243
Batting Average	69	4	.282
Doubles	55	5	95
Doubles Per Game	92	5	1.79
Hit Batters	236	11	38
Hits	27	6	511
Home Runs	40	12	60
Home Runs Per Game	58	12	1.13
On Base Percentage	64	5	.380
Runs	18	5	381
Sacrifice Bunts	218	11	12
Sacrifice Flies	43	7	25
Scoring	35	4	7.2
Slugging Percentage	69	9	.445
Stolen Bases	65	5	61
Stolen Bases Per Game	96	5	1.15
Triples	95	6	11
Triples Per Game	140	6	0.21
Pitching	NCAA	SEC	Total
Earned Run Average	18	3	3.55
Hit by Pitch	79	4	61
Hits Allowed Per Nine Innings	5	2	7.04
Shutouts	5	1	7
Strikeout-to-Walk Ratio	11	3	3.21
Strikeouts Per Nine Innings	1	1	12.5
WHIP	12	3	1.22
Walks Allowed Per Nine Innings	100	11	3.91
Fielding	NCAA	SEC	Total
Fielding Percentage	89	12	.972
Double Plays	54	5	38
Double Plays Per Game	90	5	0.72

Hitting	Name	NCAA	SEC	Total
Base on Balls	Luke Hancock	60	8	36
Batting Average	Tanner Allen	35	1	.387
Doubles	Rowdey Jordan	131	7	14
Hit by Pitch	Rowdey Jordan	26	3	16
	Tanner Allen	68	6	13
Hits	Tanner Allen	6	2	79
	Rowdey Jordan	149	20	63
Home Runs	Logan Tanner	120	22	11
On Base Percentage	Tanner Allen	101	4	.460
Runs	Rowdey Jordan	14	3	57
	Tanner Allen	26	5	54
Runs Batted In	Tanner Allen	37	5	53
	Luke Hancock	49	8	51
	Kamren James	97	16	47
Sacrifice Bunts	--	--	--	--
Sacrifice Flies	Luke Hancock	50	7	5
	Kamren James	50	7	5
	Rowdey Jordan	141	14	4
Slugging Percentage	Tanner Allen	94	7	0.618
Stolen Bases	Kamren James	103	4	15
Total Bases	Tanner Allen	28	4	126
	Rowdey Jordan	96	19	110
Toughest to Strike Out	Luke Hancock	7	1	14.2
Triples	Tanner Allen	9	1	5
	Rowdey Jordan	87	5	3

Pitching	Name	NCAA	SEC	Total
Complete Games	--	--	--	--
Earned Run Average	Will Bednar	103	8	2.9
	Christian MacLeod	144	9	3.14
Games Started	Christian MacLeod	4	1	14
Hit Batters	--	--	--	--
Hits Allowed Per Nine Innings	Will Bednar	121	9	7.11
Pitching Appearances	--	--	--	--
Saves	Landon Sims	27	2	8
	Stone Simmons	312	19	2
	Parker Stinnett	495	34	1
	Brandon Smith	495	34	1
	Cameron Tullar	495	34	1
Strikeout-to-Walk Ratio	Will Bednar	38	3	6.06
Strikeouts	Will Bednar	42	9	97
	Christian MacLeod	69	14	90
Strikeouts Per Nine Innings	Will Bednar	9	3	14.08
	Christian MacLeod	41	8	12.27
	Will Bednar	119	10	6
	Houston Harding	119	10	6
WHIP	Will Bednar	73	8	1.05
Walks Allowed Per Nine Innings	--	--	--	--



Pen Production

Below is a listing of decisions (win or loss), holds and saves/blown saves from the Mississippi State bullpen in 2021.

NOTE: A hold occurs when a relief pitcher enters the game in a save situation and maintains the team's lead, while recording at least one out. In order for a pitcher to be credited with a hold one of two conditions must be met: 1) He enters with a lead of three runs or less and maintains that lead while recording at least one out. 2) He enters the game with the tying run on-deck, at the plate or on the bases, and records an out.

Opponent (Date)	Result	Pitcher	Line	Opponent (Date)	Result	Pitcher	Line	Opponent (Date)	Result	Pitcher	Line
vs. Texas (2/20)	Win (1)	Sims, Landon	4.0 IP, 10 K	Southern (4/6)	Hold (1)	Smith, Cade	1.0 IP, 1 HBP, 2 K	at Alabama (4/20)	Save (8)	Sims, Landon	2.0 IP, 1 H, 1 BB, 5 K
vs. Texas Tech (2/22)	Win (1)	Koestler, Carlisle	2.2 IP, 2 H, 1 R, 1 ER, 2 BB, 6 K	Hold (1)	Tepper, Mikey	1.0 IP, 1 H, 1 BB, 3 K					
	Hold (1)	Hunt, KC	1.0 IP, 1 H	Hold (3)	Hunt, KC	1.0 IP, 1 H, 1 BB, 2 K		at Alabama (4/22)	Win (4)	Harding, Houston	5.2 IP, 2 H, 2 BB
				Hold (1)	Carmouche, Dylan	1.0 IP, 1 BB, 2 K		Hold (6)	Johnson, Preston	0.1 IP	
Jackson State (2/24)	Hold (1)	Rokose, Davis	2.0 IP, 4 K	at Auburn (4/9)	Blown Save (1)	Harding, Houston	0.1 IP, 1 H, 1 R				
	Hold (1)	Tepper, Mikey	1.1 IP, 1 R, 1 BB, 1 K	Win (3)	Smith, Brandon	0.2 IP, 1 H, 2 K					
	Hold (1)	Patrick, Chase	0.2 IP	Save (3)	Sims, Landon	2.0 IP, 4 K					
	Hold (1)	Lovett, Xavier	1.0 IP								
Tulane (2/27)	Win (1)	Simmons, Stone	1.0 IP, 1 H	at Auburn (4/11)	Win (1)	Harding, Houston	3.0 IP, 2 H, 1 R, 1 ER, 1 BB, 4 K				
	Blown Save (1)	Price, Spencer	1.0, 2 H, 2 R, 2 ER, 2 K								
	Win (1)			Arkansas State (4/13)	Win (1)	Smith, Cade	2.0 IP, 1 BB, 5 K				
vs. Southern Miss	Hold (1)	Johnson, Preston	2.0 IP, 1 H, 1 BB, 6 K	Hold (4)	Johnson, Preston	1.0 IP, 3 K					
	Hold (1)	Tullar, Cam	1.0 IP, 2 K	Hold (1)	Stinnett, Parker	1.0 IP, 1 K					
	Save (1)	Simmons, Stone	1.0 IP, 1 BB, 3 K	Ole Miss (4/16)	Win (1)	Johnson, Preston	2.0 IP, 1 BB, 4 K				
				Save (4)	Sims, Landon	2.0 IP, 1 H, 3 K					
Kent State (3/5)	Win (1)	Smith, Brandon	4.1 IP, 5 K	Ole Miss (4/18)	Win (2)	Harding, Houston	3.1 IP, 2 H, 3 R, 3 ER, 1 BB, 5 K				
Grambling (3/9)	Win (1)	Carmouche, Dylan	1.0 IP, 1 BB, 2 K	Hold (4)	Stinnett, Parker	1.0 IP, 1 H, 1 BB					
	Hold (1)	Self, Riley	1.0 IP, 1 H, 1 K	Hold (2)	Smith, Brandon	1.0 IP, 1 H, 1 R, 1 K					
	Hold (2)	Hunt, KC	1.0 IP, 1 K	Save (5)	Sims, Landon	1.0 IP, 1 K					
Eastern Mich. (3/13)	Win (2)	Koestler, Carlisle	3.0 IP, 1 H, 2 K	at Vanderbilt (4/24)	Hold (5)	Johnson, Preston	1.1 IP, 2 R, 2 ER, 1 BB, 2 K				
Eastern Mich. (3/14)	Hold (1)	Bednar, Will	4.0 IP, 1 H, 7 K	Texas A&M (4/30)	Win (3)	Sims, Landon	3.0 IP, 1 BB, 7 K				
	Save (1)	Sims, Landon	1.0 IP, 3 K	Texas A&M-1 (5/1)	Hold (2)	Smith, Brandon	2.0 IP, 2 H, 1 R, 1 ER, 3 BB, 7 K				
Samford (3/16)	Win (2)	Smith, Brandon	1.2 IP, 1 K	Hold (3)	Tullar, Cam	0.2 IP, 1 K					
				Save (2)	Simmons, Stone	1.1 IP, 1 BB, 1 K					
at LSU (3/19)	Win (2)	Smith, Brandon	3.0 IP, 1 H, 3 K	Texas A&M-2 (5/1)	Win (3)	Harding, Houston	5.0 IP, 4 H, 2 BB, 4 K				
at LSU (3/20)	Hold (2)	Johnson, Preston	2.0 IP, 2 BB, 1 K	Save (1)	Tullar, Cam	1.2 IP, 2 K					
	Save (2)	Sims, Landon	2.0 IP, 2 H, 2 K	at South Carolina (5/8)	Save (6)	Sims, Landon	2.0 IP, 1 BB, 3 K				
at LSU (3/21)	Loss (1)	Fristoe, Jackson	4.0 IP, 3 H, 1 R, 1 ER, 2 BB, 6 K	at South Carolina (5/9)	Hold (3)	Stinnett, Parker	1.0 IP, 1 H, 1 BB				
Arkansas (3/27)	Loss (1)	Smith, Brandon	1.0 IP, 4 H, 5 R, 5 ER, 2 BB, 2 K	Hold (3)	Simmons, Stone	1.2 IP, 1 BB, 4 K					
Kentucky (4/1)	Hold (1)	Harding, Houston	0.1 IP	Blown Save (1)	Johnson, Preston	0.1 IP, 2 H, 1 R, 1 ER, 1 K					
Kentucky (4/2)	Win (2)	Sims, Landon	2.0 IP, 2 H, 2 K	Loss (2)	Smith, Brandon	2.0 IP, 3 H, 1 R, 1 ER, 3 K					
Kentucky (4/3)	Hold (3)	Johnson, Preston	2.0 IP, 2 H, 1 R, 1 ER, 2 K	Missouri (5/13)	Win (2)	Johnson, Preston	2.0 IP, 1 BB, 6 K				
	Hold (1)	Price, Spencer	0.1 IP	Save (7)	Sims, Landon	2.0 IP, 4 K					
	Hold (2)	Tullar, Cam	0.2 IP, 1 K	Missouri (5/14)	Blown Save (1)	Stinnett, Parker	1.2 IP, 1 H, 1 R, 1 ER, 2 BB, 3 K				
	Save (1)	Stinnett, Parker	1.0 IP, 1 BB, 1 K	Loss (1)	Simmons, Stone	2.0 IP, 4 H, 1 R, 1 ER, 2 K					

Individual Relief Breakdown (Statistics include only relief appearances)

Name	Win	Hold/Save	Loss/Blown Save	Name	Win	Hold/Save	Loss/Blown Save	Name	Win	Hold/Save	Loss/Blown Save
Bednar, Will	--	1/--	--/--	Lovett, Xavier	--	1/--	--/--	Smith, Brandon	3	2/1	2/--
Carmouche, Dylan	1	1/--	--/--	Patrick, Chase	--	1/--	--/--	Smith, Cade	1	1/--	--/--
Fristoe, Jackson	--	--/--	1/--	Price, Spencer	1	1/--	--/1	Stinnett, Parker	--	3/1	--/1
Harding, Houston	4	1/--	--/1	Rokose, Davis	--	1/--	--/--	Tepper, Mikey	--	2/--	--/--
Hunt, KC	--	3/--	--/--	Self, Riley	--	1/--	--/--	Tullar, Cam	--	3/1	--/--
Johnson, Preston	2	6/--	--/1	Simmons, Stone	1	--/3	1/--				
Koestler, Carlisle	2	--/--	--/--	Sims, Landon	3	--/8	--/--				



Dudy Noble Field

Biography

The largest on-campus facility in college baseball, Dudy Noble Field hosted its 55th season of Mississippi State baseball at the current site in 2021. With over 1,600 games played at the venue, the Diamond Dawgs own a .730 winning percentage at the facility, which recently received a \$68-million upgrade.

The field is named in honor of longtime MSU baseball coach, athletics director and ABCA Hall of Famer Clarke Randolph "Dudy" Noble. On April 27, 1998 the facility was renamed Dudy Noble Field, Polk-DeMent Stadium, honoring another ABCA Hall of Famer, former Bulldog skipper Ron Polk, and the late Gordon DeMent, a successful businessman and longtime fan of the Diamond Dawgs from Indianola, Mississippi.

The Origin

From 1929 until 1964, Mississippi State hosted its baseball games at the original on-campus venue, Hardy Field, which was located several hundred yards to the south of the Bulldogs' home football venue, Davis Wade Stadium at Scott Field. The baseball field was closed following the 1964 season to make way for the construction of Dorman Hall and for the next two seasons the Diamond Dawgs played their home games at Redbird Park in Columbus, Mississippi, capturing SEC titles both seasons at their temporary home.

The tin-roofed grandstand and 2,000-seat bleachers from the original Dudy Noble Field were transported to the stadium's present site, which became playable for the 1967 campaign. Since that time, facility enhancements have followed at a steady pace to make the "Carnegie Hall of College Baseball" one of the finest all-around facilities on the road to Omaha. Among with numerous upgrades, the current site has seen two complete demolitions and reconstructions, the latest occurring during a three-year span (2017-19) and opening prior to the start of the 2019 campaign.

Leading the Attendance Boom

With a laundry list of legendary names on its all-time roster, it comes as no surprise that Mississippi State ranks among the nation's attendance leaders year in and year out. The Dudy Noble Field faithful have sold out the reserved seating allotment every season since 1987.

Along with routinely hosting some of the largest crowds in the SEC, 11 of the last 13 three-day Super Bulldog Weekend series have drawn more than 25,000 fans.

MSU eclipsed the 200,000 mark in paid attendance at Dudy Noble Field for six-straight seasons between 2012-17, marking the first such occurrence in the program's history. In 2013, the Diamond Dawgs' five-millionth fan walked through the turnstiles at Dudy Noble Field. Since home attendance figures were charted starting in 1976, the "Carnegie Hall of College Baseball" has seen 6,720,459 fans rush through the gates.

In 20 of the last 21 seasons, Mississippi State has averaged 6,000 fans per game, including a record average of 8,899 during the 2019 campaign. Overall, State has eclipsed the 200,000-fan mark 12 times since 2002, with a school-record 373,784 viewing the 2019 home schedule.

Of the top 25 all-time college baseball on-campus attendances, Dudy Noble Field finds itself on the list 19 times, most notably owning the all-time on-campus attendance record of 15,586 on April 12, 2016. The Bulldogs own 16 of the top 17 marks in NCAA on-campus history and is the only NCAA baseball program to boast on-campus attendances of 14,000 or more. The five largest NCAA Super Regional crowds have all assembled in Starkville, Mississippi, as well.

From April 11-13, 2014, the Bulldog faithful flooded the gates at Dudy Noble Field to the tune of 39,181 fans for a three-game series versus Ole Miss. The nearly 40,000 fans on the weekend set an NCAA on-campus attendance record for a three-game series.

Dudy Noble Field has ushered in crowds of 10,000 or better 64 times, including 2007 NCAA Super Regional-record draws of 13,715 and 12,620 for nationally-televised, late-morning games against Clemson. In 2019, the first season of the "New Dude," the Diamond Dawgs garnered crowds of 10,000-plus a school-record 10 times.

Mississippi State has hosted 25 postseason events at the facility, including three NCAA District III Tournaments (1973-75), five SEC tournaments (1979, 81, 83, 88 & 95), 15 NCAA Regionals (1979, 84-85, 87-89, 90, 92, 97, 2000, 03, 13, 16 & 19) and three NCAA Super Regionals (2007, 16 & 19).

The Left Field Lounge

The aura of Mississippi State baseball at Dudy Noble Field is certainly not confined to the loyal legions in the impressive grandstand, pro-style luxury sky suites or luxurious Left Field Lofts.

In fact, some of the more highly-prized seats at Bulldog baseball games are found beyond the outfield fence in the Left Field Lounge™. Waiting lists greet those seeking to purchase one of the 96 outfield lounges in the iconic two-level outfield tailgate.

Once a colorful assortment of pickup trucks, motor homes, and trailers — most equipped with grills — lined the outfield fence, completing a circle of humanity at Dudy Noble Field. Now, the permanent lounge spaces are connected to the concourse, allowing everyone to stroll through and experience the iconic lounge culture.

What began in the late 1960s as a popular gathering spot for baseball-loving MSU supporters now forms college baseball's largest tailgate party.

The "New Dude"

The second demolition at the current site occurred following the 2017 season and the \$68 million facility opened its gates for the 2019 campaign. Architect Wier Boerner Allin, along with consultants Populous and famed stadium architect/State alum Janet Marie Smith designed the project, while construction manager ICM and general contractor JESCO Construction, Inc. oversaw the construction.

Covering 12 acres of land on the Mississippi State University campus, the 230,000 square foot facility carries on Dudy Noble Field's legacy as the "Carnegie Hall of College Baseball." Installation of the second largest scoreboard in college baseball, measuring 43 feet wide by 60 feet high, started the project in 2017. The board, which was the largest in college baseball upon installation, is larger than boards owned by three Major League Baseball teams. The addition of 96 permanent Left Field Lounge rigs encircling the outfield followed during the fall of 2018.

The concourse and lower-level grandstands were in place for the 2018 season, with the Diamond Suites, upper-deck reserved seating area and three unique club areas — Farm Bureau Triple Crown Club, Charlie and Dana Stephenson Omaha Club and The Rooftop Club — were completed prior to the 2019 campaign. The newest version of Dudy Noble Field also features increased restroom facilities and concession points of sale.

The player spaces also received an upgrade, expanding to cover 18,000 square feet underneath the facility. The fully-equipped Bruce and Julie Martin Locker Room includes an embedded equipment room, houses 40 wooden lockers and features an oversized, dimensional halo-lit '85 Script Mississippi State sign suspended overhead in the middle of the room.

The more spacious locker room includes an attached training room with whirlpool and fully-functional fueling station. The Mitch Moreland Hitting Tunnel, which is equipped with HitTrax, and Turner & Gloria Wingo Team Lounge are easily accessed from the home dugout, with the eye-popping player entrance and Hassell H. Franklin Omaha Room greeting players as they enter the facility. The Pat McMahon Pitching Lab is also housed under the stadium, featuring arm care and conditioning equipment, one oversized turfed mound with three pitching rubbers and state of the art video equipment.

Top-25 Crowds

	Attendance	Opponent	Date
1.	15,586 *	Ole Miss	April 12, 2014
2.	15,078	Texas A&M	April 16, 2016
3.	14,991	Florida	April 22, 1989
4.	14,562	Auburn	April 20, 2013
5.	14,378	LSU	April 16, 1988
6.	13,761	Arkansas	April 25, 1992
7.	13,715 ^	Clemson	June 9, 2007
8.	13,691	Kentucky	April 8, 2017
9.	13,617	Georgia	April 8, 2006
10.	13,452 ^	Arizona	June 11, 2016
11.	13,338	Ole Miss	April 17, 2021
12.	13,224	Ole Miss	April 11, 2014
13.	13,132 ^	Stanford	June 8, 2019
14.	13,123	Ole Miss	April 15, 2000
15.	13,004	Florida	April 18, 2015
16.	12,913 ^	Arizona	June 10, 2016
17.	12,708	Auburn	April 24, 1993
18.	12,620 ^	Clemson	June 8, 2007
19.	12,360	Georgia	April 6, 2002
20.	12,343	Auburn	March 23, 2019
21.	12,034	Oregon State	February 22, 2020
22.	11,763	Auburn	April 12, 2003
23.	11,648	LSU	March 30, 2019
24.	11,597 ^	Stanford	June 9, 2019
25.	11,515	Ole Miss	April 2, 2016

* - NCAA on-campus attendance record

^ - NCAA Regional

- NCAA Super Regional

NOTE: Mississippi State owns 64 crowds of 10,000-plus in the history of the program. The top seven (6) crowds in Dudy Noble Field history are also the top seven (6) on-campus crowds in NCAA history.

Media Roster



2 | KC Hunt
RHP | L/R | So./Fr.
Wycoff, N.J.




3 | Scotty Dubrule
IF | L/R | Gr./Sr.
Venice, Fla.



4 | Rowdey Jordan
OF | S/R | Sr./Jr.
Auburn, Ala.




5 | Tanner Allen
OF | L/R | Sr./Jr.
Theodore, Ala.




6 | Kamren James
IF | R/R | So./Fr.
Southaven, Miss.



7 | Brandon Smith
RHP | R/R | Jr./So.
Richland, Miss.



8 | Drew McGowan
OF | L/R | So./Fr.
Hopkinsville, Ky.



10 | Josh Hatcher
IF/OF | L/L | Sr./Jr.
Albany, Ga.



11 | Kellum Clark
IF | L/R | Fr./Fr.
Brandon, Miss.



12 | Davis Meche
IF | L/R | Fr./Fr.
Lake Charles, La.



13 | Davis Rokose
LHP | L/L | So./Fr.
Johns Creek, Ga.



14 | Riley Self
RHP | R/R | Gr./Sr.
Coldwater, Miss.




15 | Cade Smith
RHP | L/R | Fr./Fr.
Southaven, Miss.



17 | Stone Simmons
RHP | R/R | So./Fr.
Houston, Texas



18 | Chase Patrick
RHP | R/R | Sr./Jr.
Ellaville, Ga.



19 | Logan Tanner
C | R/R | So./Fr.
Lucedale, Miss.



20 | Luke Hancock
C | L/R | Jr./So.
Houston, Miss.



23 | Landon Sims
RHP | R/R | So./Fr.
Cumming, Ga.



24 | Will Bednar
RHP | R/R | So./Fr.
Valencia, Pa.



25 | Kyte McDonald
OF | R/R | So./Fr.
San Antonio, Texas



26 | Xavier Lovett
RHP | R/R | So./Fr.
Houston, Texas



27 | Jackson Fristoe
RHP | R/R | Fr./Fr.
Paducah, Ky.



28 | Christian MacLeod
LHP | L/L | Jr./Fr.
Huntsville, Ala.



29 | Carlisle Koestler
RHP | R/R | Gr./Sr.
Vicksburg, Miss.



31 | Tanner Leggett
IF | R/R | Sr./Jr.
Raymond, Miss.



32 | Parker Stinnett
RHP | R/R | Jr./So.
Oxford, Miss.



33 | Brad Cumbest
OF | R/R | Jr./So.
Hurley, Miss.



35 | Preston Johnson
RHP | R/R | Jr./So.
Crystal Springs, Miss.



36 | Brayland Skinner
OF | L/L | Sr./So.
Lake Cormorant, Miss.



37 | Eric Cerantola
RHP | R/R | Jr./So.
Oakville, Ontario



39 | Mikey Tepper
RHP | L/R | Fr./Fr.
Fort Mill, S.C.



43 | Lane Forsythe
IF | R/R | Fr./Fr.
Humboldt, Tenn.



44 | Kace Garner
C | R/R | Jr./So.
Brandon, Miss.



45 | Cam Tullar
LHP | R/L | Jr./So.
Brighton, Mich./



47 | Drew Talley
RHP | R/R | Sr./Jr.
Huntsville, Ala.



48 | Houston Harding
LHP | L/L | Sr./Jr.
Walls, Miss.



50 | Brandon Pimentel
IF/OF | L/L | Jr./So.
El Paso, Texas



51 | Dylan Carmouche
LHP | S/L | Fr./Fr.
Denham Springs, La.



55 | Spencer Price
RHP | R/R | Gr./Sr.
Olive Branch, Miss.

