



JUNE 4, 2021

131 SEASONS

39 NCAA APPEARANCES

11 COLLEGE WORLD SERIES APPEARANCES

17 MLB FIRST ROUND DRAFT PICKS

2021 Schedule & Results

February (5-2, 0-0 SEC)

State Farm College Baseball Showdown (Arlington, Texas; Globe Life Field)

20 vs. No. 9 Texas FloBaseball.tv W, 8-3

21 vs. No. 10 TCU FloBaseball.tv L, 2-3

22 vs. No. 3 Texas Tech FloBaseball.tv W, 11-5

24 JACKSON STATE SECN+ W, 7-3

26 TULANE SECN+ L, 3-7

27 TULANE SECN+ W, 9-5

28 TULANE SECN+ W, 5-4

March (12-5, 2-4 SEC)

Trustmark College Series (Pearl, Miss.; Trustmark Park)

2 vs. Southern Miss -- W, 4-1

5 KENT STATE SECN+ W, 8-3

6 KENT STATE SECN+ L, 5-9

7 KENT STATE SECN+ W, 13-0

9 GRAMBLING SECN+ W, 10-0

10 LOUISIANA-LAFAYETTE SECN+ W, 4-0

12 EASTERN MICHIGAN SECN+ W, 14-0

13 EASTERN MICHIGAN SECN+ W, 4-1

14 EASTERN MICHIGAN SECN+ W, 4-1

16 SAMFORD SECN+ W, 10-2

19 at No. 10 LSU * SEC Network W, 6-1

20 at No. 10 LSU * SECN+ W, 3-0

21 at No. 10 LSU * SECN+ L, 3-8

24 NORTH ALABAMA SECN+ W, 18-1

26 No. 1 ARKANSAS * SECN+ L, 2-8

27 No. 1 ARKANSAS * SECN+ L, 5-11

28 No. 1 ARKANSAS * SEC Network L, 4-6

April (13-3, 10-3 SEC)

1 No. 21 KENTUCKY * ESPNU W, 8-1

2 No. 21 KENTUCKY * SEC Network W, 3-2

3 No. 21 KENTUCKY * SECN+ W, 4-3

6 SOUTHERN SECN+ W, 15-1

9 at Auburn * SECN+ W, 6-5

10 at Auburn * SECN+ W, 7-2

11 at Auburn * SEC Network W, 19-10

13 ARKANSAS STATE SECN+ W, 18-10

16 No. 6 OLE MISS * SEC Network W, 5-2

17 No. 6 OLE MISS * SECN+ L, 0-9

18 No. 6 OLE MISS * SECN+ W, 7-5

20 UAB SECN+ W, 19-7

23 at No. 3 Vanderbilt * SEC Network L, 2-6

24 at No. 3 Vanderbilt * ESPNU W, 7-4

25 at No. 3 Vanderbilt * SECN+ L, 4-7

30 TEXAS A&M * SECN+ W, 8-7 (12 inn.)

May (10-5, 8-3 SEC)

1 TEXAS A&M * SECN+ W, 3-2

2 TEXAS A&M * SEC Network W, 10-5

5 at The Citadel ESPN+ W, 10-2

7 at No. 12 South Carolina * SECN+ W, 9-0

8 at No. 12 South Carolina * SECN+ W, 9-6

9 at No. 12 South Carolina * SEC Network L, 3-4 (11)

13 MISSOURI * ESPNU W, 5-4

14 MISSOURI * SECN+ L, 6-7

15 MISSOURI * SECN+ L, 8-16

18 JACKSONVILLE STATE SECN+ W, 6-1 (5)

20 at Alabama * SECN+ W, 4-2

21 at Alabama * SECN+ W, 7-0

22 at Alabama * SECN+ W, 7-3

SEC Tournament (Hoover, Ala.; Hoover Metropolitan Stadium)

26 vs. No. 11 Florida SEC Network L, 1-13 (7)

27 vs. No. 4 Tennessee SEC Network L, 2-12 (8)

June

NCAA Starkville Regional (Starkville, Miss.; Dudy Noble Field)

4 SAMFORD ESPN3 2 p.m.

5 CAMPBELL/VCU ESPN3 2 p.m. or 7 p.m.

All times central and subject to change

HOME GAMES IN BOLD CAPS | * - Southeastern Conference game

Mississippi State

Record (SEC): 40-15 (20-10)

H/A/N: 25-8 / 12-4 / 3-3

Rankings: Baseball America - 8, CBN - 3

D1Baseball - 11, NCBWA - 12

Perfect Game - 4, USA Today - T-7

Head Coach: Chris Lemonis

Record at MSU (Yrs.): 104-34 (3rd)

Career Record (Yrs): 245-125-2 (7th)

Batting Average: .280

Runs Per-Game: 6.9

Hits Per-Game: 9.5

Slugging Percentage: .440

ERA: 3.87

K's/BB Ratio: 3.14/1

Batting Average Against: .221

First Year of Baseball: 1885 (131st season)

Program Record: 2,744-1,595-29 (.631)

Samford

Record (SoCon): 35-22 (20-10)

H/A/N: 20-6 / 12-16 / 3-0

Rankings: --

Head Coach: Casey Dunn

Record at SU (Yrs.): 409-420 (17th)

Career Record (Yrs): Same

Batting Average: .284

Runs Per-Game: 7.2

Hits Per-Game: 9.6

Slugging Percentage: .441

ERA: 6.12

K's/BB Ratio: 2.32/1

Batting Average Against: .271

Follow Along

Location: Starkville, Miss.

Stadium: Dudy Noble Field

First Pitch: 2 p.m. CT

TV: --

Internet Stream: ESPN.com/Watch

Roy Philpott (pbp), Jay Walker (analyst)

Radio: MSU Radio Network

(100.9 FM locally)

Audio Stream: HailState.com/plus

What's Inside

- Mississippi State is making its 39th appearance in the NCAA Baseball Championship, which ranks No. 9 in the tournament's history. In 11 of those, Mississippi State has advanced to the College World Series, which is No. 13 among Division I programs.
- Tanner Allen and Landon Sims are among the semifinalists for the Howser Trophy, given to the national player of the year by the National Collegiate Baseball Writers Association. Logan Tanner is a semifinalist for the Buster Posey Award, given to the top collegiate catcher.
- Named first-team All-America by Collegiate Baseball Newspaper, Tanner Allen extended his hitting streak to 18 games at the SEC Tournament, which is the longest in his career. His reached base streak sits at 21 games, which is the second 20-plus game streak of his career.
- Allen had a monster SEC season and was named SEC Player of the Year and first-team All-SEC after he hit a league-best .411 in conference play. He also led the SEC in conference-only games in total bases (87), RBIs (34) and was the only SEC hitter with 50-plus hits (51).
- Allen was the only SEC hitter to rank among the top 10 in batting average, runs scored, hits and RBIs overall in the regular season and was one of two Power 5 hitters to finish the regular season with 70 hits, 50 runs scored and 50 RBIs (Braden Boissiere, Arizona).
- Allen is State's third first-team selection by Collegiate Baseball in the last five seasons, while Sims's second-team nod gives MSU multiple All-Americans in four of the last five seasons. Allen joins the likes of Chris Stratton (2012), Hunter Renfroe (2013), Jonathan Holder (2013), Brent Rooker (2017) and Ethan Small (2019) as first-team All-Americans per Collegiate Baseball.

- Rowdy Jordan earned second-team All-SEC and was one of two SEC hitters to reach base in all 30 games of the conference season and led the SEC in conference-only games with 34 runs scored. He finished with a .333 average in SEC play to rank No. 11 in the conference.
- Landon Sims has dominated hitters this season and was tabbed second-team All-SEC and earned second-team All-America from Collegiate Baseball Newspaper.
- Of Sims' eight saves this season seven came in SEC play. Overall, he has allowed just six runs in 37 1/3 innings of work with 74 strikeouts. Opponents hit just .153 against the right hander and he has walked just 13 and not hit a batter all season.
- Head coach Chris Lemonis notched his 100th win at Mississippi State (130 games coached) against Missouri on May 13 and is the fastest head coach in program history to reach the 100-win mark. Pat McMahon reached the 100-win mark in his 146th career game as head coach, while Ron Polk took 150 games to reach the 100-win mark.
- Mississippi State is 29-1 in midweek contests over the last three seasons, including a perfect 11-0 mark during the 2021 season. The Diamond Dawgs went 15-0 in the midweek during the 2019 season and was 3-1 in 2020 before the COVID-19 pandemic cut the season short.
- MSU posted back-to-back 20-win SEC seasons for the first time in program history. It is the fourth time overall that MSU won 20 SEC games, with the 2016, 2019 and 2021 teams reaching the mark and the 1989 squad posting a school-standard 21 wins.
- With 40 wins on the season, it is the 23rd time in program history that Mississippi State has reached the 40-win mark.

What's Inside

P2-4	NCAA Regional News & Notes
P2	Tournament Bracket
P3	NCAA Tournament By The Numbers
P4-5	NCAA Tournament History
P6	Roster & Quick Facts
P7	Head coach Chris Lemonis
P8	Mississippi State When.../How It Was Won
P9	Scorecard Summaries/Inside the Series
	Career Hitting Superlatives

10	Starting Pitcher
P11	Allen Tabbed SEC Player of the Year/All-SEC
P12	SEC Update/National Polls
P13-17	News & Notes
13	Free Shirts
14	Tanner Allen/Multi Games/Streaks
15	Rowdy Jordan/State to The Show
16	Bump Day/Honors Tracker
17	Streaking on the Mound

P18-19	The Last Time...
18	Home Run Tracker
19	Exit Velocities
P20-26	2021 Statistics
25	National Rankings
26	Pen Production
P27	Dudy Noble Field
P28	Media Roster



National Top 16 Seeds

1. Arkansas (46-10)
2. Texas (42-15)
3. Tennessee (45-16)
4. Vanderbilt (40-15)
5. Arizona (40-15)
6. TCU (40-17)
7. Mississippi St. (40-15)
8. Texas Tech (36-15)
9. Stanford (33-14)
10. Notre Dame (30-11)
11. Old Dominion (42-14)
12. Ole Miss (41-19)
13. East Carolina (41-15)
14. Oregon (37-14)
15. Florida (38-20)
16. Louisiana Tech (40-18)





By The Numbers: NCAA Tournament

Overall

Appearances:	38
Record:	115-87 (.562)

NCAA Regional (Since 1975)

Regional Appearances:	32
Regional Titles:	14
Regional Record:	84-43 (.661)

NCAA District Playoffs (1954-74)

District III Appearances:	6
District III Titles:	1
District III Record:	9-11 (.450)

NCAA Super Regional (Since 1999)

Super Regional Appearances:	9
Super Regional Titles:	4
Super Regional Record:	9-11 (.450)

College World Series (Since 1947)

College World Series Appearances:	11
Best College World Series Finish:	2013 (Finalist)
College World Series Record:	13-22 (.371)

Individual Honors

NCAA All-Regional Selections:	123
NCAA Regional MVP:	16
College World Series All-Tournament Team:	10

NCAA Tournament by Opponent

All-Time NCAA Tournament Opponents

(39 appearances, 89 different opponents)

Opponent	Record	Opponent	Record	Opponent	Record	Opponent	Record
Alabama	0-2	Georgia	0-1	Nebraska	2-0	Tennessee Tech	1-0
Arizona	0-2	Georgia Southern	1-0	New Orleans	3-2	Texas	1-4
Arizona State	0-1	Georgia Tech	3-1	Nicholls State	2-0	Texas A&M	2-2
Arkansas	1-0	Illinois	1-0	North Carolina	2-6	Texas Tech	0-2
Auburn	1-0	Indiana	1-0	Notre Dame	2-2	Towson	1-0
Austin Peay	1-0	Indiana State	1-0	Ohio State	1-2	Tulane	2-0
Baylor	0-2	Jackson State	1-0	Oklahoma	3-2	Tulsa	0-1
BYU	1-1	Jacksonville State	1-0	Oklahoma State	1-0	UAB	1-0
Cal State Fullerton	2-4	Kent State	2-0	Oregon State	2-2	UC Santa Barbara	1-0
Cal State Northridge	0-1	Kentucky	0-1	Pan American	2-0	UCLA	1-3
Central Arkansas	2-1	Long Beach State	0-1	Pepperdine	0-1	UIC	1-0
Central Michigan	1-0	Louisiana Tech	2-0	Rice	1-0	UNC Asheville	1-0
Clemson	2-4	Louisiana-Lafayette	0-2	Richmond	1-0	USC	0-1
Delaware	1-0	Louisville	0-2	Rollins	1-0	Vanderbilt	2-2
Duke	0-2	LSU	0-3	Samford	1-2	Virginia	2-0
East Carolina	1-0	Maine	1-1	San Diego State	1-0	Wake Forest	0-1
East Tennessee State	2-0	Maryland	1-1	South Alabama	3-1	Washington	4-1
Eastern Kentucky	1-0	Miami (Fla.)	2-3	South Carolina	1-2	West Virginia	1-0
Elon	1-1	Michigan	2-1	Southeast Missouri	1-0	Western Carolina	2-1
FAU	2-0	Middle Tennessee State	2-0	Southern	1-0	Wichita State	1-0
Florida	2-2	Missouri	1-0	Southern Miss	3-0		
Florida State	7-4	Murray State	2-0	Stanford	2-2		
Furman	0-1	NC State	1-0	Stetson	1-0		

All-Time NCAA Regional Opponents

(33 appearances, 63 different opponents)

Opponent	Record	Opponent	Record	Opponent	Record	Opponent	Record
Austin Peay	1-0	Jackson State	1-0	Notre Dame	2-2	Texas Tech	0-2
Baylor	0-2	Jacksonville State	1-0	Ohio State	1-2	Towson	1-0
BYU	1-0	Kent State	2-0	Oklahoma	3-2	Tulane	2-0
Cal State Fullerton	1-2	Long Beach State	0-1	Pan American	2-0	UAB	1-0
Cal State Northridge	0-1	Louisiana-Lafayette	0-2	Rice	1-0	UC Santa Barbara	1-0
Central Arkansas	2-1	Louisiana Tech	2-0	Samford	1-2	UCLA	0-1
Central Michigan	1-0	Maine	1-1	San Diego State	1-0	UIC	1-0
Clemson	0-2	Miami (Fla.)	1-2	South Alabama	3-1	UNC Asheville	1-0
Delaware	1-0	Michigan	1-1	South Carolina	1-1	Washington	3-1
East Tennessee State	2-0	Middle Tennessee State	2-0	Southeast Missouri	1-0	West Virginia	1-0
Eastern Kentucky	1-0	Missouri	1-0	Southern	1-0	Western Carolina	2-1
Elon	1-1	Murray State	2-0	Southern Miss	3-0	Wichita State	1-0
FAU	2-0	Nebraska	2-0	Stanford	0-1		
Florida State	5-1	New Orleans	3-2	Stetson	1-0		
Georgia Tech	2-0	Nicholls State	2-0	Tennessee Tech	1-0		
Illinois	1-0	North Carolina	1-4	Texas	1-2		
Indiana State	1-0	NC State	1-0	Texas A&M	2-2		

All-Time District III Opponents

(6 appearances, 12 different opponents)

Opponent	Record	Opponent	Record	Opponent	Record	Opponent	Record
Duke	0-2	Furman	0-1	Maryland	2-1	Richmond	1-0
East Carolina	1-0	Georgia Tech	1-1	Miami (Fla.)	1-0	Rollins	1-0
Florida State	2-3	Kentucky	0-1	North Carolina	0-1	Wake Forest	0-1

NCAA Regional All-Time All-Tournament Team

Year	Pos.	Player	Year	Pos.	Player	Year	Pos.	Player	Year	Pos.	Player
1978	CF	Mike Kelley	1990	OF	Tracy Echols	2003	OF	Brad Corley	2014	OF	C.T. Bradford
	1B	Tim Weisheim		3B	Burke Masters		P	Jamie Gant		P	Jonathan Holder
1979	SS	Boyd Conner		SS	Jon Shave		3B	Steve Gendron		2B	Brett Pirtle
	OF	Mike Kelley		1B	Tommy Raffo		DH	Robby Goodson	2016	SS	Ryan Gridley
	C	John McDonald		P	Bobby Reed		SS	Matthew Maniscalco		P	Zac Houston
	UT	Larry Pavlou		1B	Rob Norman		C	Craig Tatum		OF	Reid Humphreys
1981	P	Steve D'Ercole	1991	OF	Ron Brown	2004	OF	Joseph Hunter		C	Jack Kruger
	OF	Mark Gillaspie	1992	C	Matt Carpenter	2005	OF	Jeff Butts		OF	Jake Mangum
	C	Terry Loe		SS	Paul Petruilis		OF	Brad Corley		DH	Brent Rooker
	OF	Brad Winkler		P	B.J. Wallace	2006	DH	Brian LaNinfa	2017	P	Jacob Billingsley
1983	OF	Brad Winkler	1996	1B	Richard Lee		C	Joseph McCaskill		OF	Cody Brown
1984	1B	Will Clark	1997	OF	Brooks Bryan		OF	Mitch Moreland		SS	Ryan Gridley
	OF	Bobby Locke		2B	Travis Chapman		P	Justin Pigott		OF	Jake Mangum
	OF	Rafael Palmeiro		P	Eric DuBoise	2007	3B	Russ Sneed		2B	Hunter Stovall
	OF	Dan Van Cleve		C	Barry Patton		2B	Brandon Turner	2018	C	Dustin Skelton
1985	P	Jeff Brantley		3B	Adam Piatt		OF	Jeffrey Rea		OF	Elijah MacNamee
	1B	Will Clark		OF	Rusty Thoms		P	Justin Pigott		OF	Rowley Jordan
	C	Roark McDonald	1998	OF	Brooks Bryan	2011	2B	Nick Vickerson		OF	Jake Mangum
	P	Gene Morgan		1B	Richard Lee		1B	Cody Freeman		P	J.P. France
	OF	Rafael Palmeiro		SS	Travis Chapman		OF	Brent Brownlee	2019	1B	Tanner Allen
	2B	Gator Thiesen		OF	Brian Wiese		OF	C.T. Bradford		2B	Justin Foscoe
	OF	Dan Van Cleve		1B	Cliff Wren		OF	Jaron Shepherd		DH	Josh Hatcher
1987	2B	Burke Masters	2000	3B	Travis Chapman		P	Evan Mitchell		OF	Rowley Jordan
	1B	John Mitchell		P	Mark Freed		P	Nick Routt		C	Dustin Skelton
	SS	Brad Hildreth		OF	Shane Kelly	2012	1B	Wes Rea		P	Ethan Small
	OF	Jody Hurst		DH	Ty Martin		2B	Matthew Britton			
1988	C	Barry Winford		OF	Phillip Willingham		SS	Adam Frazier			
1989	OF	Tracy Echols		2B	Daron Wright		C	Mitch Slaughter			
	DH	Burke Masters	2001	1B	Matthew Brinson	2013	3B	Alex Detz			
	1B	Tommy Raffo		3B	Steve Gendron		P	Chad Girodo			
	P	Bobby Reed		P	Paul Maholm		2B	Brett Pirtle			
	C	Barry Winford		OF	Casey Long		1B	Wes Rea			
	3B	Pete Young					OF	Hunter Renfroe			



NCAA Tournament History

1949		1-2
<i>District III Tournament</i>	1-2	<i>Charlotte, N.C.</i>
vs. Richmond	W	2-0
vs. Wake Forest	L	3-4
vs. Kentucky	L	2-5
1953		1-2
<i>District III Tournament</i>	1-2	<i>Durham, N.C.</i>
at Duke	L	3-9
vs. Rollins	W	6-5
at Duke	L	4-5
1965		1-2
<i>District III Tournament</i>		<i>Gastonia, N.C.</i>
vs. Florida State	W	6-3
vs. Furman	L	2-5
vs. Florida State	L	2-6
1966		1-2
<i>District III Tournament</i>	1-2	<i>Gastonia, N.C.</i>
vs. Florida State	W	4-3
vs. North Carolina	L	4-5
vs. Florida State	L	0-7
1970		2-2
<i>District III Tournament</i>	2-2	<i>Gastonia, N.C.</i>
vs. Maryland	L	2-3
vs. East Carolina	W	12-6
vs. Maryland	W	8-4
vs. Florida State	L	4-5
1971		3-3
<i>District III Tournament</i>	3-1 (1st)	<i>Gastonia, N.C.</i>
vs. Maryland	W	2-1
vs. Miami (Fla.)	W	7-3
vs. Georgia Tech	L	8-20
vs. Georgia Tech	W	5-2
<i>College World Series</i>	0-2 (T7th)	<i>Omaha, Neb.</i>
vs. Tulsa	L	2-5
vs. BYU	L	1-3
1978		2-2
<i>South Central Regional</i>	2-2 (2nd)	<i>Arlington, Texas</i>
vs. Baylor	L	0-3
vs. Louisiana Tech	W	6-5
vs. Pan American	W	7-5
vs. Baylor	L	3-6
1979		5-3
<i>South Regional</i>	4-1 (1st)	<i>Starkville, Miss.</i>
NEW ORLEANS	L	11-13
TULANE	W	12-4
NEW ORLEANS	W	13-10
MURRAY STATE	W	8-6
MURRAY STATE	W	18-8
<i>College World Series</i>	1-2 (T5th)	<i>Omaha, Neb.</i>
vs. Cal State Fullerton	W	6-1
vs. Texas	L	2-8
vs. Pepperdine	L	4-5

1981		4-2
<i>Atlantic Regional</i>	3-0 (1st)	<i>Clemson, S.C.</i>
vs. East Tennessee State	W	7-6
vs. Wichita State	W	5-1
vs. East Tennessee State	W	6-5
<i>College World Series</i>	1-2 (T-5th)	<i>Omaha, Neb.</i>
vs. Michigan	W	4-0
vs. Arizona State	L	3-4
vs. South Carolina	L	5-6
1983		3-2
<i>Central Regional</i>	3-2 (2nd)	<i>Austin, Texas</i>
vs. Tulane	W	4-2
at Texas	W	6-2
vs. Pan American	W	7-5
at Texas	L	0-7
at Texas	L	3-12
1984		3-2
<i>South II Regional</i>	3-2 (2nd)	<i>Starkville, Miss.</i>
SOUTH CAROLINA	L	1-4
NEW ORLEANS	W	11-4
EASTERN KENTUCKY	W	13-8
SOUTH CAROLINA	W	18-9
NEW ORLEANS	L	3-6
1985		4-3
<i>South I Regional</i>	3-1 (1st)	<i>Starkville, Miss.</i>
WEST VIRGINIA	W	10-1
NEW ORLEANS	W	8-4
MICHIGAN	L	6-14
MICHIGAN	W	19-8
<i>College World Series</i>	2-2 (T-3rd)	<i>Omaha, Neb.</i>
vs. Oklahoma State	W	12-3
vs. Arkansas	W	5-4
vs. Texas	L	7-12
vs. Miami (Fla.)	L	5-6
1987		1-2
<i>Midwest Regional</i>	1-2 (4th)	<i>Starkville, Miss.</i>
NC STATE	W	10-6
TEXAS A&M	L	4-7
WESTERN CAROLINA	L	1-8
1988		2-2
<i>South Regional</i>	2-2 (2nd)	<i>Starkville, Miss.</i>
WESTERN CAROLINA	W	7-4
CAL STATE FULLERTON	L	1-5
MIDDLE TENNESSEE STATE	W	12-4
CAL STATE FULLERTON	L	3-5
1989		4-2
<i>South Regional</i>	4-2 (2nd)	<i>Starkville, Miss.</i>
WESTERN CAROLINA	W	8-0
NICHOLLS STATE	W	11-2
NORTH CAROLINA	L	1-2
INDIANA STATE	W	11-2
NORTH CAROLINA	W	6-0
NORTH CAROLINA	L	1-7

1990		5-3
<i>South II Regional</i>	4-1 (1st)	<i>Starkville, Miss.</i>
BYU	W	16-5
ILLINOIS	W	5-3
FLORIDA STATE	W	11-8
FLORIDA STATE	L	9-11
FLORIDA STATE	W	4-3
<i>College World Series</i>	1-2 (T-5th)	<i>Omaha, Neb.</i>
vs. Georgia	L	0-3
vs. Georgia Southern	W	15-1
vs. Stanford	L	1-6
1991		2-2
<i>Northeast Regional</i>	2-2 (3rd)	<i>Orono, Maine</i>
vs. Towson	W	10-4
at Maine	W	6-5
vs. Clemson	L	9-10
at Maine	L	5-8
1992		2-2
<i>Midwest Regional</i>	2-2 (3rd)	<i>Starkville, Miss.</i>
NICHOLLS STATE	W	1-0
OKLAHOMA	W	9-6
OKLAHOMA	L	6-10
UCLA	L	2-3
1993		0-2
<i>East Regional</i>	0-2 (T-5th)	<i>Tallahassee, Fla.</i>
vs. Notre Dame	L	1-15
vs. Long Beach State	L	1-2
1996		1-2
<i>West Regional</i>	1-2 (4th)	<i>Palo Alto, Calif.</i>
vs. UC Santa Barbara	W	6-2
at Stanford	L	6-8
vs. Cal State Northridge	L	19-20
1997		6-3
<i>Midwest Regional</i>	5-1 (1st)	<i>Starkville, Miss.</i>
OHIO STATE	W	8-5
WASHINGTON	L	4-5
TENNESSEE TECH	W	25-5
GEORGIA TECH	W	10-2
WASHINGTON	W	7-5
WASHINGTON	W	4-3
<i>College World Series</i>	1-2 (T5th)	<i>Omaha, Neb.</i>
vs. Alabama	L	2-3
vs. UCLA	W	7-5
vs. Alabama	L	5-9
1998		5-3
<i>Central Regional</i>	4-1 (1st)	<i>College Station, Texas</i>
vs. Washington	W	7-6
at Texas A&M	L	3-4
vs. Rice	W	15-14
at Texas A&M	W	10-9
at Texas A&M	W	11-5
<i>College World Series</i>	1-2 (T5th)	<i>Omaha, Neb.</i>
vs. Florida	W	14-13
vs. LSU	L	8-10
vs. USC	L	1-7

1999		2-2
<i>Columbus Regional</i>	2-2 (2nd)	<i>Columbus, Ohio</i>
vs. Nebraska	W	18-14
at Ohio State	L	3-6
vs. Nebraska	W	13-7
at Ohio State	L	7-10
2000		3-3
<i>Starkville Regional</i>	3-1 (1st)	<i>Starkville, Miss.</i>
SOUTH ALABAMA	W	9-2
NOTRE DAME	W	9-1
NOTRE DAME	L	0-7
NOTRE DAME	W	10-9
<i>Clemson Super Regional</i>	0-2	<i>Clemson, S.C.</i>
at Clemson	L	4-11
at Clemson	L	4-9
2001		3-2
<i>Columbus Regional</i>	3-0 (1st)	<i>Columbus, Ohio</i>
vs. Kent State	W	9-8 (10)
vs. Delaware	W	4-3
vs. Kent State	W	14-4
<i>Fullerton Super Regional</i>	0-2	<i>Fullerton, Calif.</i>
at Cal State Fullerton	L	2-13
at Cal State Fullerton	L	3-9
2003		2-2
<i>Starkville Regional</i>	2-2 (2nd)	<i>Starkville, Miss.</i>
MIDDLE TENNESSEE STATE	W	10-4
NORTH CAROLINA	L	5-10
MISSOURI	W	10-5
NORTH CAROLINA	L	6-8 (11)
2004		1-2
<i>Atlanta Regional</i>	1-2 (3rd)	<i>Atlanta, Ga.</i>
vs. Texas Tech	L	6-10
vs. Jacksonville State	W	7-6
vs. Texas Tech	L	7-17
2005		2-2
<i>Coral Gables Regional</i>	2-2 (2nd)	<i>Coral Gables, Fla.</i>
vs. FAU	W	13-2
at Miami (Fla.)	L	1-4
vs. FAU	W	8-4
at Miami (Fla.)	L	4-10
2006		2-2
<i>Clemson Regional</i>	2-2 (2nd)	<i>Clemson, S.C.</i>
vs. Elon	L	4-5
vs. UNC Asheville	W	5-4
vs. Elon	W	12-3
at Clemson	L	6-8
2007		5-2
<i>Tallahassee Regional</i>	3-0 (1st)	<i>Tallahassee, Fla.</i>
vs. Stetson	W	6-3
at Florida State	W	3-0
at Florida State	W	9-4
<i>Starkville Super Regional</i>	2-0	<i>Starkville, Miss.</i>
CLEMSON	W	8-6
CLEMSON	W	8-5
<i>College World Series</i>	0-2 (7th)	<i>Omaha, Neb.</i>
vs. North Carolina	L	5-8
vs. Louisville	L	4-12

2011		4-2
<i>Atlanta Regional</i>	3-0 (1st)	<i>Atlanta, Ga.</i>
vs. Southern Miss	W	3-0
vs. Austin Peay	W	8-3
at Georgia Tech	W	7-3
<i>Gainesville Super Regional</i>	1-2	<i>Gainesville, Fla.</i>
at Florida	L	1-11
at Florida	W	4-3
at Florida	L	6-8
2012		1-2
<i>Tallahassee Regional</i>	1-2 (3rd)	<i>Tallahassee, Fla.</i>
vs. Samford	L	0-5
vs. UAB	W	8-1
vs. Samford	L	2-3
2013		8-3
<i>Starkville Regional</i>	3-1 (1st)	<i>Starkville, Miss.</i>
CENTRAL ARKANSAS	W	5-3
SOUTH ALABAMA	W	6-2
CENTRAL ARKANSAS	L	2-5
CENTRAL ARKANSAS	W	6-1
<i>Charlottesville Super Regional</i>	2-0	<i>Charlottesville, Va.</i>
at Virginia	W	11-6
at Virginia	W	6-5
<i>College World Series</i>	3-2 (2nd)	<i>Omaha, Neb.</i>
vs. Oregon State	W	5-4
vs. Indiana	W	5-4
vs. Oregon State	W	4-1
vs. UCLA (CWS Finals)	L	1-3
vs. UCLA (CWS Finals)	L	0-8
2014		2-2
<i>Lafayette Regional</i>	2-2 (2nd)	<i>Lafayette, La.</i>
vs. San Diego State	W	5-2
vs. Jackson State	W	3-1
at Louisiana-Lafayette	L	8-14
at Louisiana-Lafayette	L	3-5
2016		3-2
<i>Starkville Regional</i>	3-0 (1st)	<i>Starkville, Miss.</i>
SOUTHEAST MISSOURI	W	9-5
CAL STATE FULLERTON	W	4-1
LOUISIANA TECH	W	4-0
<i>Starkville Super Regional</i>	0-2	<i>Starkville, Miss.</i>
ARIZONA	L	0-1
ARIZONA	L	5-6
2017		4-3
<i>Hattiesburg Regional</i>	4-1 (1st)	<i>Hattiesburg, Miss.</i>
vs. South Alabama	L	3-6
vs. UIC	W	5-4
vs. South Alabama	W	7-3
at Southern Miss	W	8-1
at Southern Miss	W	8-6
<i>Baton Rouge Super Regional</i>	0-2	<i>Baton Rouge, La.</i>
at LSU	L	3-4
at LSU	L	4-14

2018		8-4
<i>Tallahassee Regional</i>	4-1 (1st)	<i>Tallahassee, Fla.</i>
vs. Oklahoma	L	10-20
at Florida State	W	3-2
vs. Samford	W	9-8
vs. Oklahoma	W	13-5
vs. Oklahoma	W	8-1
<i>Nashville Super Regional</i>	2-1	<i>Nashville, Tenn.</i>
at Vanderbilt	W	10-8
at Vanderbilt	L	3-4
at Vanderbilt	W	10-6
<i>College World Series</i>	2-2 (T-3rd)	<i>Omaha, Neb.</i>
vs. Washington	W	1-0
vs. North Carolina	W	12-2
vs. Oregon State	L	2-12
vs. Oregon State	L	2-5
2019		6-2
<i>Starkville Regional</i>	3-0 (1st)	<i>Starkville, Miss.</i>
SOUTHERN	W	11-6
CENTRAL MICHIGAN	W	7-2
MIAMI (Fla.)	W	5-2
<i>Starkville Super Regional</i>	2-0	<i>Starkville, Miss.</i>
STANFORD	W	6-2
STANFORD	W	8-1
<i>College World Series</i>	1-2 (T-5th)	<i>Omaha, Neb.</i>
vs. Auburn	W	5-4
vs. Vanderbilt	L	3-6
vs. Louisville	L	3-4



2021 Roster

Numerical

#	Name	Pos.	B/T	Ht.	Wt.	Cl./Exp.	Hometown/High School (Previous School)
2	KC Hunt	RHP	L/R	6-3	200	So./Fr.	Wycoff, N.J./Ramapo
3	Scotty Dubrule	IF	L/R	5-10	175	Gr./Sr.	Venice, Fla./Venice (Jacksonville)
4	Rowdey Jordan	OF	S/R	5-10	190	Sr./Jr.	Auburn, Ala./Auburn
5	Tanner Allen	OF	L/R	5-11	190	Sr./Jr.	Theodore, Ala./UMS- Wright Prep
6	Kamren James	IF	R/R	6-2	205	So./Fr.	Southaven, Miss./DeSoto Central
7	Brandon Smith	RHP	R/R	6-3	220	Jr./So.	Richland, Miss./Richland
8	Drew McGowan	OF	L/R	6-1	180	So./Fr.	Hopkinsville, Ky./University Heights Academy
10	Josh Hatcher	IF/OF	L/L	6-2	200	Sr./Jr.	Albany, Ga./Lee County
11	Kellum Clark	IF	L/R	6-4	205	Fr./Fr.	Brandon, Miss./Brandon
12	Davis Meche	IF	L/R	5-10	165	Fr./Fr.	Lake Charles, La./Barbe
13	Davis Rokose	LHP	L/L	6-0	205	So./Fr.	Johns Creek, Ga./Chattahoochee
14	Riley Self	RHP	R/R	6-4	230	Gr./Sr.	Coldwater, Miss./Magnolia Heights School
15	Cade Smith	RHP	L/R	6-1	190	Fr./Fr.	Southaven, Miss./DeSoto Central
17	Stone Simmons	RHP	R/R	6-4	235	So./Fr.	Houston, Texas/ The Kinkaid School (Furman)
18	Chase Patrick	RHP	R/R	5-9	170	So./Fr.	Ellaville, Ga./Schley County (Chattahoochee C.C.)
19	Logan Tanner	C	R/R	6-0	230	So./Fr.	Lucedale, Miss./George County
20	Luke Hancock	C	L/R	5-11	195	Jr./So.	Houston, Miss./Houston
23	Landon Sims	RHP	R/R	6-2	235	So./Fr.	Cumming, Ga./South Forsythe
24	Will Bednar	RHP	R/R	6-2	235	So./Fr.	Valencia, Pa./Mars Area
25	Kyte McDonald	OF	R/R	5-10	180	So./Fr.	San Antonio, Texas/ Antonian
26	Xavier Lovett	RHP	R/R	5-11	185	So./Fr.	Houston, Texas/ Westfield
27	Jackson Fristoe	RHP	R/R	6-4	210	Fr./Fr.	Paducah, Ky./Paducah Tilghman
28	Christian MacLeod	LHP	L/L	6-4	220	Jr./Fr.	Huntsville, Ala./Huntsville
29	Carlisle Koestler	RHP	R/R	5-11	190	Gr./Sr.	Vicksburg, Miss./Warren Central (Southeastern Louisiana)
31	Tanner Leggett	IF	R/R	5-10	155	Sr./Jr.	Raymond, Miss./Central Hinds Academy (Northwest Mississippi C.C.)
32	Parker Stinnett	RHP	R/R	6-1	190	Jr./So.	Oxford, Miss./Oxford (Northwest Mississippi C.C.)
33	Brad Cumbest	OF	R/R	6-5	250	Jr./So.	Hurley, Miss./East Central
35	Preston Johnson	RHP	R/R	6-4	250	Jr./So.	Crystal Springs, Miss./Copiah Academy (Hinds C.C.)
36	Brayland Skinner	OF	L/L	5-10	175	Sr./So.	Lake Cormorant, Miss./Lake Cormorant (Northwest Mississippi C.C.)
37	Eric Cerantola	RHP	R/R	6-5	225	Jr./So.	Oakville, Ontario/Ecole Secondaire Catholique Sainte-Trinite
39	Mikey Tepper	RHP	L/R	6-0	210	Fr./Fr.	Fort Mill, S.C./Fort Mill
43	Lane Forsythe	IF	R/R	5-10	170	Fr./Fr.	Humboldt, Tenn./Trinity Christian Academy
44	Kace Garner	C	R/R	6-1	195	Jr./So.	Brandon, Miss./ Northwest Rankin (Meridian C.C.)
45	Cam Tullar	LHP	R/L	6-1	215	Jr./So.	Brighton, Mich./Brighton (Wabash Valley (Ill.) College)
47	Drew Talley	RHP	R/R	6-3	220	Sr./Jr.	Huntsville, Ala./Huntsville (Wallace State C.C.-Hanceville)
48	Houston Harding	LHP	L/L	6-1	230	Sr./Jr.	Walls, Miss./Evangelical Christian School (Itawamba C.C.)
50	Brandon Pimentel	IF/OF	L/L	6-3	220	Jr./So.	El Paso, Texas/Socorro (Howard C.C.)
51	Dylan Carmouche	LHP	S/L	6-5	225	Fr./Fr.	Denham Springs, La./LSU Laboratory

22 Chris Lemonis - Head Coach (Third Season at Mississippi State, Sixth Overall; The Citadel, 1992)
21 Jake Gautreau - Assistant Coach (Fourth Season; Tulane, 2011)
42 Scott Foxhall - Assistant Coach (Third Season; College of Charleston, 2004)
0 Kyle Cheesebrough - Volunteer Assistant Coach (Third Season; Louisville, 2010)

Alphabetical

#	Name	Pos.	B/T	Ht.	Wt.	Cl./Exp.
5	Allen, Tanner	OF	L/R	5-11	190	Sr./Jr.
24	Bednar, Will	RHP	R/R	6-2	235	So./Fr.
51	Carmouche, Dylan	LHP	S/L	6-5	225	Fr./Fr.
37	Cerantola, Eric	RHP	R/R	6-5	225	Jr./So.
0	Cheesebrough, Kyle	Assistant Coach				
11	Clark, Kellum	IF	L/R	6-4	205	Fr./Fr.
33	Cumbest, Brad	OF	R/R	6-5	250	Jr./So.
3	Dubrule, Scotty	IF	L/R	5-10	175	Gr./Sr.
43	Forsythe, Lane	IF	R/R	5-10	170	Fr./Fr.
42	Foxhall, Scott	Assistant Coach				
27	Fristoe, Jackson	RHP	R/R	6-4	210	Fr./Fr.
44	Garner, Kace	C	R/R	6-1	195	Jr./So.
21	Gautreau, Jake	Assistant Coach				
20	Hancock, Luke	C	L/R	5-11	195	Jr./So.
48	Harding, Houston	LHP	L/L	6-1	230	Sr./Jr.
10	Hatcher, Josh	IF/OF	L/L	6-2	200	Sr./Jr.
2	Hunt, KC	RHP	L/R	6-3	200	So./Fr.
6	James, Kamren	IF	R/R	6-2	205	So./Fr.
35	Johnson, Preston	RHP	R/R	6-4	250	Jr./So.
4	Jordan, Rowdey	OF	S/R	5-10	190	Sr./Jr.
29	Koestler, Carlisle	RHP	R/R	5-11	190	Gr./Sr.
31	Leggett, Tanner	IF	R/R	5-10	155	Sr./Jr.
22	Lemonis, Chris	Head Coach				
26	Lovett, Xavier	RHP	R/R	5-11	185	So./Fr.
28	MacLeod, Christian	LHP	L/L	6-4	220	Jr./Fr.
25	McDonald, Kyte	OF	R/R	5-10	180	So./Fr.
8	McGowan, Drew	OF	L/R	6-1	180	So./Fr.
12	Meche, Davis	IF	L/R	5-10	165	Fr./Fr.
18	Patrick, Chase	RHP	R/R	5-9	170	Sr./Jr.
50	Pimentel, Brandon	IF/OF	L/L	6-3	220	Jr./So.
13	Rokose, Davis	LHP	L/L	6-0	205	So./Fr.
14	Self, Riley	RHP	R/R	6-4	230	Gr./Sr.
17	Simmons, Stone	RHP	R/R	6-4	235	So./Fr.
23	Sims, Landon	RHP	R/R	6-2	235	So./Fr.
36	Skinner, Brayland	OF	L/L	5-10	175	Sr./So.
7	Smith, Brandon	RHP	R/R	6-3	220	Jr./So.
15	Smith, Cade	RHP	L/R	6-1	190	Fr./Fr.
32	Stinnett, Parker	RHP	R/R	6-1	190	Jr./So.
47	Talley, Drew	RHP	R/R	6-3	220	Sr./Jr.
19	Tanner, Logan	C	R/R	6-0	230	So./Fr.
39	Tepper, Mikey	RHP	L/R	6-0	210	Fr./Fr.
45	Tullar, Cam	LHP	R/L	6-1	215	Jr./So.

Program Quick Facts

School Information	
Location	Starkville, Mississippi
Founded	1878
Enrollment	22,226
President	Dr. Mark E. Keenum
Faculty Representative	Dr. Steven Turner
Director of Athletics	John Cohen
Twitter	@JohnCohenAD
Affiliation	NCAA Division I
Conference	Southeastern - Western Division
Nickname	Bulldogs
Colors	Maroon and White

Stadium

Name	Dudy Noble Field, Polk-DeMent Stadium
Capacity	15,000+
Field Dimensions	Left-330, Left Center-385, Center-400, Right Center-380, Right-305

2020 Team Information

Overall Record (SEC; Finish)	12-4 (--)
Home/Away/Neutral	10-2/1-2/2-0
Postseason	--
Lettermen Returning/Lost	24/7
Position Starters Returning/Lost	8/2
Pitchers Returning/Lost	12/2
Newcomers	19 (10 Freshmen, 9 Transfers)

Program Information

First Year of Baseball	1885 (131st season)
First Year in SEC	1933 (Charter Member)
All-Time Record (Win %)	2,744-1,595-29 (.631)
All-Time SEC Record (Win %)	979-832-3 (.540)
SEC Championships (Last)	11 (2016)
SEC Tournament Championships (Last)	7 (2012)
NCAA Tournaments (Last)	38 (2019)
NCAA Super Regionals (Last)	9 (2019)
College World Series (Last)	11 (2019)

Pronunciation Guide

Dylan Carmouche	car-MOO-sh
Eric Cerantola	Sare-an-TOE-la
Scotty Dubrule	Duh-bruul
Jaxen Forrester	Jackson Forest-er
Jake Gautreau	Go-TRO (long o)
Rowdey Jordan	Rouw-D
Carlisle Koestler	Car-lie-ul Kess-lur
Chris Lemonis	Luh-MOE-niss
Xavier Lovett	Pronounce the X
Christian MacLeod	Mc-CLOUD
Davis Meche	Mesh
Brandon Pimentel	Pim-in-tell
Davis Rokose	Row-cohs
Mikey Tepper	Mike-EE
Cam Tullar	TUH-lur



CHRIS LEMONIS

22 HEAD COACH (THIRD SEASON)

MYRTLE BEACH, S.C.

ALMA MATER: THE CITADEL, 1992



After arguably the most successful first year by a Southeastern Conference head baseball coach in conference history, Chris Lemonis begins his third season as the leader of the Mississippi State baseball program.

The 18th head coach in the storied history of the program, a journey of nearly 40 years came full circle when he was introduced on June 25, 2018 on Adkerson Plaza inside Dudy Noble Field. The son of a 1973 State graduate, Lemonis resided in Starkville as a child and now leads one of the perennial powerhouses in college baseball.

In his first season at the helm of the Diamond Dawgs, Lemonis became the winningest first-year head coach in SEC history and in the process led the 2019 edition to the second-most victories in program history at 52 (54; 1989). The 40 victories over MSU's first 50 games marked the third-most in the first 50 games of a season in program history and set the tone for State's second straight trip to the College World Series.

Lemonis became one of just three SEC head coaches to advance to the College World Series in their inaugural season in the conference, joining Jake Gibbs (Ole Miss, 1972) and fellow Diamond Dawg skipper Pat McMahon (Mississippi State, 1998).

Over his first two seasons, five Diamond Dawgs earned All-America honors and a trio of pitchers have garnered national specialty awards. Left-handed pitcher Ethan Small was tabbed the 2019 National Pitcher of the Year (College Baseball Foundation; American Baseball Coaches Association), while right-handed pitcher JT Ginn (2019) and left-handed pitcher Christian MacLeod (2020) earned back-to-back National Freshman of the Year honors. Ginn and Small each earned specialty awards from the SEC, as well, grabbing the conference's Freshman and Pitcher of the Year, respectively, in 2019.

After a school-record-tying 11 Diamond Dawgs heard their names called in the 2019 Major League Baseball First Year Player Draft, State tied for the most players drafted in the first two rounds of the 2020 MLB event. Small became the 15th Diamond Dawg taken in the first round of the MLB Draft in 2019, while Justin Foscue and Jordan Westburg each went in the first round of the 2020 event.

Owning a head coaching record of 205-110-2, Lemonis was also a part of nearly 800 wins as an assistant coach and three trips to the College World Series. During his time at Indiana, Lemonis' teams averaged 35.3 wins per season, including a 40-win campaign during his final season in Bloomington. He averaged 39.2 victories per year during his career in an assistant role (784 wins), bolstered by a 44.9 wins-per-season average at Louisville. The Cardinals were college baseball's winningest program during that eight-year span and made the program's first three trips to Omaha.

Lemonis not only understands what it takes to get to Omaha as a coach but also as a student-athlete. A 1992 graduate of The Citadel, Lemonis added a 1990 appearance in the College World Series as a student-athlete. The appearance makes The Citadel one of just three schools in Southern Conference history (Duke, Wake Forest) and only current member of the conference to advance to Omaha.

One of the top recruiters and player development coaches in the country, Lemonis has seen success at every coaching stop. After helping his alma mater, The Citadel, to five NCAA Regional appearances in 12 seasons as an assistant coach, Lemonis joined college teammate Dan McDonald's staff at Louisville and quickly turned the Cardinals into a consistent Omaha contender.

After helping Louisville to seven postseason berths in eight years, the 2013 American Baseball Coaches Association/Baseball America Assistant Coach of the Year headed to Indiana to take his first head coaching job with the Hoosier program in 2015.

In each of his head coaching stops, Lemonis has led his team to the NCAA postseason in his first season at the helm. He helped the Hoosiers into the NCAA Tournament field during his initial season in Bloomington, before he guided Mississippi State to the College World Series in 2019 — his first season in Starkville.

Overall, Lemonis enters his 27th season as a collegiate coach in 2021, making one College World Series appearance as a head coach, taking three trips to Omaha as an assistant, earning 16 NCAA tournament berths and aiding in four 50-win seasons. His pupils have earned 30 All-America honors, 15 Freshman All-America laurels and 82 have signed professional baseball contracts, with 17 getting the call up to Major League Baseball.

RECRUITING AND DEVELOPMENT

Widely regarded as one of the elite recruiters and developers of talent in all of college baseball, a total of 95 student-athletes have been selected in the Major League Baseball Draft under Lemonis' watch, with 17 of those reaching the highest level of professional baseball.

Since arriving at Louisville for the 2006-07 academic year, Lemonis has been a part of 13 nationally-ranked recruiting classes, including his first three classes at MSU. His initial Bulldog recruiting class was tabbed as the No. 12 class nationally by Baseball America and Perfect Game, while it earned the No. 9 ranking from Collegiate Baseball Newspaper. In 2019, he and his staff brought in another top-10 ranked class, finishing as high as No. 6 by Baseball America.

Over his first two seasons in Starkville, Lemonis has tutored 14 picks in the MLB First Year Player Draft, including three first rounders and one second rounder. Sixteen of Lemonis' Indiana players were taken in the MLB Draft in his final four years in Bloomington and 14 signed professional contracts. He also recruited and coached nine of the Hoosier's school-record 10 MLB Draft choices in 2019.

From 2007-14, Lemonis saw seven-straight classes ranked among the top-30 nationally, including the No. 12 national class for the 2011 recruiting cycle. In 2017, Baseball America revisited the Cardinals' 2013 class, re-ranking it No. 2 in the nation after the on-field success under Lemonis' watch. In 2018, the publication tabbed an un-ranked 2014 recruiting class — which included 2015 National Freshman of the Year and 2017 Golden Spikes Award winner Brendan McKay — as the No. 1 class in the publication's re-rankings.

Lemonis mentored and or recruited 47 student-athletes that signed professional contracts after being selected in the MLB Draft during his eight years as the top assistant and recruiting coordinator at Louisville, including a school-record 10 selections in the 2010 MLB Draft. He helped produce 10 first or second round draft choices over a seven-year span.

To date, 15 Cardinals who were recruited by and played for Lemonis have gone on to reach the big leagues. Those players include Nick Burdi, Adam Duvall, Chris Dominguez, Cody Ege, Adam Engel, Chad Green, Dean Kiekhefer, Matt Koch, Trystan Magnuson, Justin Marks, Kyle McGrath, Brendan McKay, B.J. Rosenberg, Nick Solak and Tony Zych. Over \$28 million in signing bonuses were accrued by Lemonis' Louisville draftees.

MISSISSIPPI STATE

Inheriting a team that is coming off of a trip to the College World Series doesn't always translate into immediate success, but Lemonis was able to build off that momentum as he began writing his chapter in Mississippi State history.

The 2020 squad was off to a 12-4 start with two wins each over Oregon State and No. 2 Texas Tech, before the season was shut down due to the COVID-19 pandemic. Though many publications didn't hand out postseason honors, Collegiate Baseball Newspaper tabbed left-handed pitcher Christian MacLeod the Co-National Freshman of the Year.

Along with the second-most single-season victories (52) during the 2019 season, his team also posted the second-best 20-, 30- and 40-game starts (18-2, 25-5, 32-8) in program history. He joined Pat McMahon as the only two Diamond Dawg dugout bosses to lead the program to the College World Series in their initial campaign and his 52 wins were the most by a first-year SEC head coach in the conference's history.

State saw four student-athletes earn first-team All-SEC, tying for the fourth-most selections in a single season in program history behind the five selections in 1949, 1971 and 1977. Ethan Small posted one of the most dominant seasons on the mound in program history, leading the nation in strikeouts and earning National and Southeastern Conference Pitcher of the Year honors. Right-handed pitcher JT Ginn was tabbed National Freshman of the Year and Southeastern Conference Freshman of the Year.

Along with Small, Tanner Allen, Justin Foscue and Jake Mangum each earned top honors from the SEC, and Foscue, Mangum and Small each grabbed at least one first-team All-America honor. Small became Mississippi State's seventh unanimous first-team All-American, joining Jeff Brantley (1985) and Chris Stratton (2012) as the only pitchers to accomplish the feat.

On the team side of things, State's offense led the nation in doubles to mark the first time in program history the Diamond Dawgs led the NCAA in an offensive or pitching category. The 166 doubles set a school record and rank No. 4 all-time in SEC history.

Personal

Hometown:	Myrtle Beach, S.C.
Wife:	Jill
Children:	Marissa & Mackenzie
College:	The Citadel, 1992

Coaching Career

2019-	Mississippi State Head Coach
2015-18	Indiana Head Coach
2007-14	Louisville Assistant Coach
2003-06	The Citadel Associate Head Coach
1995-2002	The Citadel Assistant Coach

Lemonis Year-by-Year

As a Head Coach		* - NCAA postseason canceled	
	School	Record	Postseason
2021	Mississippi State	40-15	---
2020 *	Mississippi State	12-4	---
2019	Mississippi State	52-15	College World Series
2018	Indiana	40-19	NCAA Regional
2017	Indiana	34-24-2	NCAA Regional
2016	Indiana	32-24	---
2015	Indiana	35-24	NCAA Regional
at MSU	3rd Season	104-34	1 College World Series
Career	7th Season	245-125-2	4 NCAA Regionals
			1 Super Regional, 1 College World Series

As an Assistant Coach

	School	Record	Postseason
2014	Louisville	50-17	College World Series
2013	Louisville	51-14	College World Series
2012	Louisville	41-22	NCAA Regional
2011	Louisville	32-29	---
2010	Louisville	50-14	NCAA Regional
2009	Louisville	47-18	NCAA Super Regional
2008	Louisville	41-21	NCAA Regional
2007	Louisville	47-24	College World Series
2006	The Citadel	34-27	---
2005	The Citadel	25-34	---
2004	The Citadel	39-28	NCAA Regional
2003	The Citadel	32-25	---
2002	The Citadel	31-26	---
2001	The Citadel	38-24	NCAA Regional
2000	The Citadel	39-20	---
1999	The Citadel	41-20	NCAA Regional
1998	The Citadel	37-24	NCAA Regional
1997	The Citadel	37-21	---
1996	The Citadel	33-26	---
1995	The Citadel	39-21	NCAA Regional
Totals	20 Seasons	784-455	15 NCAA Regionals
			Four NCAA Super Regionals, Three College World Series





Mississippi State When...

	2019	2020	2021
Overall	52-15	12-4	40-15
vs. Top-5 Teams	7-4	2-0	2-6
vs. Top-10 Teams	5-6	2-0	7-9
vs. Top-25 Teams	16-13	2-0	12-10
Non-Conference	32-5	12-4	20-5
SEC	20-10	--	20-10
SEC East	9-3	--	7-5
SEC West	11-7	--	13-5
At Home	37-5	9-2	25-8
On the Road	10-6	1-2	12-4
At Neutral Sites	5-4	2-0	3-3
In Day Games	25-7	10-3	15-12
In Night Games	27-8	2-1	25-3
vs. Teams .500 Or Better	37-13	3-2	26-12
vs. Teams Worse Than .500	15-0	9-2	14-3
vs. Left-Handed Starter	17-3	5-1	9-7
vs. Right-Handed Starter	35-12	7-3	31-8
When Starter Receives Decision	30-11	6-3	22-10
When Reliever Receives Decision	22-4	6-1	18-5
When Starter Goes 5+ Innings	31-10	7-3	19-3
When Starter Goes <5 Innings	21-5	5-1	21-12
When Scoring First	30-5	10-2	32-5
When Opponent Scores First	22-10	2-2	8-10
When Leading After 6 Innings	41-2	9-0	32-1
When Trailing After 6 Innings	5-12	2-3	5-13
When Tied After 6 Innings	6-1	1-1	2-1
When Leading After 8 Innings	47-1	11-0	36-1
When Trailing After 8 Innings	1-11	1-4	3-12
When Tied After 8 Innings	3-1	--	0-1
In One-Run Games	11-6	2-0	7-3
In Two-Run Games	5-3	--	2-1
In 5+ Run Games	27-5	1-1	20-7
Weekend Series W-L-T	11-2-0	3-1-0	10-3-0
Series Sweeps/Times Swept	5/1	2/0	5/1
When Scoring 0-2 Runs	1-8	0-3	0-6
When Scoring 3-5 Runs	11-6	4-1	12-7
When Scoring 6-9 Runs	21-1	8-0	16-1
When Scoring 10+ Runs	19-0	--	12-1
Shutouts/Times Shut Out	5/3	1/1	7/1
In Extra Innings	2-1	--	1-1
When Opponent Scores 4 Runs Or Less	36-6	11-0	30-2
When Opponent Scores 5 Runs Or More	16-9	1-4	10-13
When Out-Hitting Opponent	45-4	11-1	34-3
When Out-Hit by Opponent	4-8	1-3	5-10
When Hits Are Equal	3-3	--	1-2
When Hitting A Home Run	34-5	8-1	28-7
When Opponent Hits A Home Run	22-9	3-1	15-12
When Errorless	20-6	6-0	18-4
When Committing One Error	15-5	3-1	12-5
When Committing 2+ Errors	17-4	3-3	10-6
When Opponent is Errorless	12-9	3-3	9-6
When Opponent Commits One Error	13-5	5-1	17-5
When Opponent Commits 2+ Errors	27-1	4-0	14-4
Game 1 of Weekend	11-3	3-1	11-3
Game 2 of Weekend	10-4	4-0	9-5
Game 3 of Weekend	9-4	2-2	9-5
Monday	--	--	1-0
Tuesday	7-0	1-1	6-0
Wednesday	9-1	2-0	5-1
Thursday	2-3	--	2-2
Friday	12-5	3-1	9-4
Saturday	12-6	4-0	11-4
Sunday	10-0	2-2	5-5

Uniform breakdown on page 9

How It Was Won

(* - Walk-off hit)

Below is a chart representing how the eventual game-winning run was recorded for Mississippi State in 2021.

Gm	Opponent	Final	Player	Inn.	Outs	Play	Score at Time
1.	vs. No. 9 Texas	8-3	Rowdey Jordan	4	2	Reached on an error	3-0
2.	vs. No. 10 TCU	2-3	--	--	--	--	--
3.	vs. No. 3 Texas Tech	11-5	Scotty Dubrule	8	2	RBI infield single	5-5
4.	JACKSON STATE	7-3	Landon Jordan	5	2	RBI single	3-0
5.	TULANE	3-7	--	--	--	--	--
6.	TULANE	9-5	Luke Hancock *	9	--	Grand slam	5-5
7.	TULANE	5-4	Tanner Allen *	9	2	2RBI single	3-4
8.	vs. Southern Miss	4-1	Rowdey Jordan	3	--	Sacrifice fly	1-1
9.	KENT STATE	8-3	Luke Hancock	5	--	2RBI single	3-3
10.	KENT STATE	5-9	--	--	--	--	--
11.	KENT STATE	13-0	Kamren James	1	1	RBI single	0-0
12.	GRAMBLING	10-0	Rowdey Jordan	3	1	Sacrifice fly	0-0
13.	LOUISIANA-LAFAYETTE	4-0	Scotty Dubrule	1	1	Scored on a wild pitch	0-0
14.	EASTERN MICHIGAN	14-0	Logan Tanner	2	1	RBI single	0-0
15.	EASTERN MICHIGAN	4-1	Logan Tanner *	9	--	3-run home run	1-1
16.	EASTERN MICHIGAN	4-1	Scotty Dubrule	2	1	3RBI double	0-0
17.	SAMFORD	10-2	Luke Hancock	4	--	2-run home run	1-0
18.	at No. 10 LSU	6-1	Brayland Skinner	5	--	2-run home run	0-0
19.	at No. 10 LSU	3-0	Lane Forsythe	5	1	Sacrifice fly	0-0
20.	at No. 10 LSU	3-8	--	--	--	--	--
21.	NORTH ALABAMA	18-1	Kamren James	1	1	2RBI single	0-0
22.	ARKANSAS	2-8	--	--	--	--	--
23.	ARKANSAS	5-11	--	--	--	--	--
24.	ARKANSAS	4-6	--	--	--	--	--
25.	KENTUCKY	8-1	Luke Hancock	3	1	Sacrifice fly	1-0
26.	KENTUCKY	3-2	Luke Hancock	8	1	Sacrifice fly	2-2
27.	KENTUCKY	4-3	Logan Tanner	4	--	Solo home run	3-1
28.	SOUTHERN	1-0	Tanner Leggett	2	1	Scored on passed ball	1-0
29.	at Auburn	6-5	Tanner Leggett	8	2	Scored on a wild pitch	5-5
30.	at Auburn	7-2	Kamren James	3	--	2-run home run	1-1
31.	at Auburn	19-10	Luke Hancock	1	2	2RBI single	8-0
32.	Arkansas State	18-10	Luke Hancock	8	--	RBI ground out	10-3
33.	No. 6 Ole Miss	5-2	Kamren James	6	1	Sacrifice fly	2-2
34.	No. 6 Ole Miss	0-9	--	--	--	--	--
35.	No. 6 Ole Miss	7-5	Tanner Allen	6	2	3RBI triple	4-4
36.	UAB	19-7	Scotty Dubrule	3	1	RBI single	7-3
37.	at Vanderbilt	2-6	--	--	--	--	--
38.	at Vanderbilt	7-4	Logan Tanner	7	1	RBI double	4-1
39.	at Vanderbilt	4-7	--	--	--	--	--
40.	Texas A&M	8-7	Tanner Allen *	12	--	Solo home run	7-7
41.	Texas A&M-1	3-2	Brad Cumbest	5	1	Sacrifice fly	2-0
42.	Texas A&M-2	10-5	Brad Cumbest	7	2	RBI single	5-3
43.	at The Citadel	10-2	Brad Cumbest	3	1	2RBI single	2-0
44.	at No. 12 South Carolina	9-0	Kamren James	1	--	RBI single	0-0
45.	at No. 12 South Carolina	9-6	Tanner Allen	5	1	RBI single	6-1
46.	at No. 12 South Carolina	3-4	--	--	--	--	--
47.	Missouri	5-4	Scotty Dubrule	7	2	2RBI single	3-4
48.	Missouri	6-7	--	--	--	--	--
49.	Missouri	8-16	--	--	--	--	--
50.	Jacksonville State	6-1	Luke Hancock	1	2	Two-run home run	0-0
51.	at Alabama	4-2	Tanner Allen	7	1	2RBI double	2-2
52.	at Alabama	7-0	Kamren James	2	1	Solo home run	0-0
53.	at Alabama	7-3	Rowdey Jordan	5	2	Scored on an error	3-3
54.	vs. Florida	1-13	--	--	--	--	--
55.	vs. Tennessee	2-12	--	--	--	--	--

Career Game-Winning Plays

WO = Walk-off game-winning play

	'18	'19	'20	'21	WO	Total		'18	'19	'20	'21	WO	Total
Allen, Tanner	5	9	1	4	3	18	James, Kamren	--	--	1	6	--	7
Cumbest, Brad	--	1	--	3	--	4	Jordan, Rowdey	1	5	--	4	--	10
Dubrule, Scotty	--	--	--	5	--	5	Leggett, Tanner	--	--	--	3	--	3
Forsythe, Lane	--	--	--	1	--	1	Pimentel, Brandon	--	--	2	--	--	2
Hancock, Luke	--	--	2	8	1	10	Skinner, Brayland	--	--	--	1	--	1
Hatcher, Josh	1	3	3	--	1	7	Tanner, Logan	--	--	--	4	1	4

Scorecard Summaries

2021 statistics listed | Probable starters based on previous games

Pos.	Name	Elg.	B/T	Ht./Wt.	Avg.	R	H	RBI	Notes
C	Logan Tanner	Fr. (2Y)	R/R	6-0/230	.287	36	56	40	Newcomer All-SEC; First collegiate hit was a home run; Team best 11 home runs; Has thrown out 10 of 33 potential base stealers (27%); His 23 stolen bases are the second fewest in the SEC (min. 30 attempts against)
1B	Luke Hancock	So.	L/R	5-11/195	.267	35	50	52	Hit walk-off grand slam in middle game vs. Tulane (2/27); Hit two home runs against Samford (3/16); Career on-base percentage of .402
2B	Scotty Dubrule	Gr.	L/R	5-10/175	.287	36	51	22	NCAA career active leader in hits (300) and games played (251); Owns 15 multi-hit games in 2021
SS	Lane Forsythe	Fr.	R/R	5-10/170	.253	28	37	17	Made first career start against Kent State (3/7) and capped no-hitter with over-the-shoulder grab for final out
3B	Tanner Leggett	Jr.	R/R	5-10/155	.228	17	18	9	Hit first career HR vs. UAB (4/20); Has seen time at all four infield positions in 2021
LF	Kellum Clark	Fr.	L/L	6-2/200	.250	14	12	7	Started the last 10 games, starting with series finale at South Carolina (5/9); Owns nine hits, eight runs scored and three RBIs in his last 10 games
CF	Rowdey Jordan	Jr.	S/R	5-10/190	.314	57	62	38	Owns 221 career hits and 22 home runs; Career batting average of .307; Made 188 career starts in the outfield One of two SEC hitters to reach base in all 30 SEC games; Second-team All-SEC pick in the outfield
RF	Tanner Allen	Jr.	L/R	5-11/190	.384	55	81	54	Career .333 hitter with 262 hits, 170 RBIs and 159 runs scored; Hit over .400 against five of 10 SEC opponents in 2021; SEC Player of the Year; Only SEC hitter with a .300 average and top-10 ranking in the conference in runs scored, hits and RBIs (overall games); Reached base in 52 of 55 games; One of four hitters nationally - two in the Power 5 - with 50 runs scored, 70 hits and 50 RBIs in the regular season
DH	Kamren James	Fr. (2Y)	R/R	6-2/205	.263	36	52	48	Has at least one RBI in 23 games this season; Tabbed SEC Newcomer of the Week after hitting .467 during week eight (Southern, at Auburn)

NCAA Tournament Nuggets

- Mississippi State will host an NCAA Regional for the 15th time in program history from June 4-7, with its opening game against long-time foe Samford.
- Campbell and VCU round out the Starkville Regional field. All games will be played at 2 p.m. and 7 p.m., with Monday's if necessary game slated for 3 p.m.
- State is making its 39th appearance in the NCAA Championships, which ranks No. 9 in the tournament's history. In 11 of those, Mississippi State has advanced to the College World Series, which is No. 13 among Division I programs.
- The Bulldogs have made 32 NCAA Regional appearances and own an 84-43 (.661) record all-time on their way to 15 regional titles.
- Mississippi State owns a 42-18 record over 14 NCAA Regionals played at Dudy Noble Field, as well as a seven-game win streak in regional games played in Starkville.
- The Diamond Dawgs are the only program in the country to an active streak of four straight NCAA Super Regionals.
- Mississippi State owns a 14-2 record in regional play alone during that span as well as a seven-game win streak going back to the 2018 Tallahassee Regional.
- State will open all-time record ledgers against two Starkville Regional opponents, having never played No. 2 seed VCU and No. 3 seed Campbell.
- MSU owns a 37-10 all-time record against Starkville Regional No. 4 seed Samford and a 1-2 record against SU in NCAA Tournament play. The two teams last met in regional play at the 2018 Tallahassee Regional, where State eliminated Samford, 9-8.
- Notable Diamond Dawgs in NCAA Regional play:
 - Rowdey Jordan (2018-19): 17-35 (.486), 9 R, 4 2B, 3 HR, 11 RBIs
 - Tanner Allen (2018-19): 12-36 (.333), 9 R, 3 2B, 3 HR, 5 RBIs
 - Josh Hatcher (2018-19): 6-16 (.375), 1 R, 2 2B, 4 RBIs

Career Situational Statistics

Runners On Base (H-AB)

Name	'18	'19	'20	'21	Total	Avg.
Allen, Tanner	48-143	55-152	5-16	42-114	150-425	.353
Clark, Kellum	--	--	--	7-28	7-28	.250
Cumbest, Brad	--	11-28	1-8	10-45	22-81	.272
Dubrule, Scotty	--	--	--	30-83	30-83	.361
Forsythe, Lane	--	--	--	22-67	22-67	.328
Garner, Kace	--	--	--	2-9	2-9	.222
Hancock, Luke	--	8-18	3-11	31-99	42-128	.328
Hatcher, Josh	19-92	20-56	6-28	15-63	60-239	.251
James, Kamren	--	--	10-29	30-113	40-142	.282
Jordan, Rowdey	34-102	44-142	7-21	27-79	112-344	.326
Leggett, Tanner	--	--	1-7	9-43	10-50	.200
McDonald, Kyte	--	--	--	4-10	4-10	.400
McGowan, Drew	--	--	0-4	4-21	4-25	.160
Meche, Davis	--	--	--	2-8	2-8	.250
Pimentel, Brandon	--	--	8-30	3-8	11-38	.289
Skinner, Brayland	--	--	--	10-37	10-37	.270
Tanner, Logan	--	--	5-23	26-92	31-115	.270
TOTAL					559-1829	.306

Runners in Scoring Position (H-AB)

Name	2018	2019	2020	2021	Total	Avg.
Allen, Tanner	26-92	36-101	3-9	26-66	91-268	.340
Clark, Kellum	--	--	--	3-17	3-17	.176
Cumbest, Brad	--	6-17	0-4	7-32	13-53	.245
Dubrule, Scotty	--	--	--	18-46	18-46	.391
Forsythe, Lane	--	--	--	15-48	15-48	.313
Garner, Kace	--	--	--	2-6	2-6	.333
Hancock, Luke	--	9-25	2-6	23-71	34-102	.333
Hatcher, Josh	9-52	15-34	3-17	4-31	31-134	.231
James, Kamren	--	--	7-16	18-63	25-79	.316
Jordan, Rowdey	17-57	28-82	5-13	18-54	68-206	.330
Leggett, Tanner	--	--	0-3	3-25	3-28	.107
McDonald, Kyte	--	--	--	2-7	2-7	.286
McGowan, Drew	--	--	0-1	3-10	3-11	.273
Meche, Davis	--	--	--	1-5	1-5	.200
Pimentel, Brandon	--	--	5-16	3-4	8-20	.400
Skinner, Brayland	--	--	--	9-25	9-25	.360
Tanner, Logan	--	--	3-15	18-58	21-73	.288
TOTAL					347-1128	.308

Inside The Series

Scouting The Opponent

- Samford enters with a 35-22 overall record and have won four straight games dating back to the final game of the regular season. They finished 20-10 in Southern Conference play, won the Blue Division and finished second to Wofford (21-9).
- As an offense, Samford is averaging 7.2 runs and 9.6 hits per game. The pitching staff is allowing a nearly identical 7.2 runs and 9.6 hits per game.
- Junior Tyler McManus leads Samford with a .335 batting average and sits No. 2 in SoCon in RBIs (52). He has 11 home runs and 41 runs scored.
- Sophomore Sonny DiChiara is hitting .265 with a team-high .425 on-base percentage. He is No. 11 nationally in walks (47) and No. 37 in the NCAA in home runs (15).
- Zach Hester and Samuel Strickland are No. 2 nationally in games started (15). Strickland has fanned 69 batters in 76 1/3 innings and Hester limits opponents to a .224 average in 55 2/3 innings.
- Carson Cupo is No. 15 nationally in victories (9) in 28 relief appearances with two saves.

Series Notes

- Mississippi State and Samford will meet for the 48th time overall and the second time in 2021 to open the 2021 NCAA Starkville Regional, with State owning a 37-10 edge all time.

Overall	Mississippi State leads 37-10
NCAA Tournament:	Samford leads 2-1
In Starkville	Mississippi State leads 30-4
In Birmingham	Mississippi State leads 4-3
Neutral Site	Tied 2-2
- The first meeting came in 1909 when MSU swept three-straight games from the Samford in Starkville.
- With Friday's meeting, four of the last 10 meetings will have come at an NCAA Regional. State lost a pair of games to Samford at the 2012 Tallahassee Regional, before grabbing a win in the 2018 event at Florida State.
- These two teams met in an elimination game at the Tallahassee Regional in 2018, a game won by Mississippi State, 9-8, on June 3.
- Head coach Chris Lemonis is 2-0 against Samford as a head coach. In 2019, State traveled to Samford and claimed a 6-4 victory, its first trip to J.L. Griffin Field since 2002. The Diamond Dawgs also won a 10-2 contest on March 16, 2021.

Series History

Date	Location	Rankings MSU	SU	Result
3/16/2021	Starkville, Miss.	2	--	MSU, 10-2
3/20/2019	Birmingham, Ala.	2	--	MSU, 6-4
6/3/2018 !	Tallahassee, Fla. %	--	--	MSU, 9-8
3/1/2015	Starkville, Miss.	13	--	MSU, 6-2
2/28/2015	Starkville, Miss.	13	--	MSU, 8-2
2/24/2013	Starkville, Miss.	5	--	MSU, 8-1
2/23/2013	Starkville, Miss.	5	--	MSU, 8-2
6/3/2012 !	Tallahassee, Fla. %	14	--	SU, 2-3
6/1/2012 !	Tallahassee, Fla. %	14	--	MSU, 0-5
3/21/2007	Starkville, Miss.	--	--	MSU, 7-6
3/21/2007	Starkville, Miss.	--	--	MSU, 7-6
4/13/2005	Starkville, Miss.	--	--	MSU, 13-1
4/5/2005	Jackson, Miss.	--	--	MSU, 14-5
3/24/2004	Starkville, Miss.	--	--	SU, 0-6
4/16/2003	Starkville, Miss.	--	--	MSU, 5-4 (12)
5/15/2002	Birmingham, Ala.	--	--	MSU, 13-7
4/9/2002	Starkville, Miss.	--	--	MSU, 7-2
3/1/2001	Starkville, Miss.	--	--	SU, 3-9
5/3/2000	Birmingham, Ala.	--	--	MSU, 20-7
3/23/1999	Starkville, Miss.	--	--	MSU, 11-1
3/25/1998	Starkville, Miss.	--	--	MSU, 16-3
2/21/1997	Starkville, Miss.	--	--	MSU, 15-5
4/8/1996	Starkville, Miss.	--	--	MSU, 10-1
4/18/1995	Starkville, Miss.	--	--	MSU, 15-0
4/3/1995	Starkville, Miss.	--	--	MSU, 18-3

Rankings from Baseball America | # - SEC Tournament | ! - NCAA Tournament



WILL BEDNAR

24

RIGHT-HANDED PITCHER

VALENCIA, PA. | MARS AREA

MAJOR: BUSINESS ADMINISTRATION



2021 Biography

Season: Appeared in 14 games with 11 starts on the mound ... No. 2 starter during the SEC season ... Earned wins at LSU, at Auburn, at Vanderbilt, against Texas A&M, at South Carolina and at Alabama ... Walked two-or-fewer batters in 12 of 14 appearances, including nine of 11 starts ... Owns five starts in 2021 with one-or-fewer walks ... Posted four double-digit strikeout games: Arkansas (10), Kentucky (10), at South Carolina (13) and at Alabama (11) ... Threw at least five innings in nine of 11 starts.

Kent State (3/5-7): Made season debut in the series opener ... Threw a clean inning with two strikeouts. **Grambling (3/9):** Threw two scoreless innings in a start ... Allowed one hit and struck out five. **Eastern Michigan (3/12-14):** Fired four scoreless innings with one hit allowed ... Struck out seven. **at LSU (3/19-21):** Fired five scoreless innings in his first SEC start ... After the first two hitters reached base, he retired 13 straight batters between the first and fifth innings ... Only one base runner reached third base ... Allowed just three hits, walked one and punched out seven. **Arkansas (3/26-28):** Allowed five runs - four earned - on six hits in five innings ... Struck out 10 and walked one. **Kentucky (4/1-3):** Fired six innings in a no decision ... Allowed two runs on three hits ... Fanned 10 and walked two - one intentional. **at Auburn (4/9-11):** Allowed one run over seven innings of work to earn the win ... Struck out 10 and didn't walk a batter ... Allowed just four hits and retired 12 straight batters between the third and seventh inning. **Ole Miss (4/16-18):** Threw three innings and allowed six runs on seven hits ... Walked two and struck out four in the loss. **at Vanderbilt (4/23-25):** Allowed one run on three hits in five innings of work to earn the win ... Walked three and struck out eight ... First-inning sacrifice fly accounted for his only run allowed. **Texas A&M (4/20-5/2):** Earned the win with five innings of one run work in the start ... Allowed five hits, walked three and struck out seven. **at South Carolina (5/7-9):** Struck out 13 batters in six innings of work to earn the win ... Allowed three runs on six hits with zero walks ... Struck out the first four batters he faced ... Fanned multiple batters in five of six innings. **Missouri (5/13-15):** Allowed three runs - two earned - on seven hits over five innings in a no decision ... Walked two and struck out six. **at Alabama (5/20-22):** Picked up the win with eight shutout innings on 112 pitches ... Allowed three hits and walked two batters ... Struck out 11 ... Only one base runner reached third base in the game ... Retired nine straight batters between the fifth and eighth innings. **SEC Tournament (5/26-27):** Appeared in one game in relief. **vs. Tennessee (5/27):** Tossed two innings in relief ... Allowed three runs on five hits ... Walked one and fanned four batters.

2021 Game-by-Game

Opponent (Date)	Dec.	IP	H	R (ER)	BB	K
vs. Texas (F20)		--	DNP--			
vs. TCU (F21)		--	DNP--			
vs. Texas Tech (F22)		--	DNP--			
Jackson State (F24)		--	DNP--			
Tulane (F26)		--	DNP--			
Tulane (F27)		--	DNP--			
Tulane (F28)		--	DNP--			
vs. Southern Miss (Mr2)		--	DNP--			
Kent State(Mr5)	--	1.0	--	-- (--)	--	2
Kent State (Mr6)		--	DNP--			
Kent State (Mr7)		--	DNP--			
Grambling (Mr9) *	--	2.0	1	-- (--)	--	5
Louisiana-Lafayette (Mr10)		--	DNP--			
Eastern Michigan (Mr12)		--	DNP--			
Eastern Michigan (Mr13)		--	DNP--			
Eastern Michigan (Mr14)	--	4.0	1	-- (--)	--	5
Samford (Mr16)		--	DNP--			
at LSU (Mr19)		--	DNP--			
at LSU (Mr20) *	W	5.0	3	-- (--)	1	7
at LSU (Mr21)		--	DNP--			
North Alabama (Mr23)		--	DNP--			
Arkansas (Mr26)		--	DNP--			
Arkansas (Mr27) *	--	5.0	6	5 (4)	1	10
Arkansas (Mr28)		--	DNP--			
Miss. Valley State (Mr30)		--	DNP--			
Kentucky (A1)		--	DNP--			
Kentucky (A2) *	--	6.0	3	2 (2)	2	10
Kentucky (A3)		--	DNP--			
Southern (A6)		--	DNP--			
at Auburn (A9)		--	DNP--			
at Auburn (A10) *	W	7.0	4	1 (1)	--	7
at Auburn (A11)		--	DNP--			
Arkansas State (A13)		--	DNP--			
Ole Miss (A16)		--	DNP--			
Ole Miss (A17) *	L	3.0	7	6 (6)	2	4
Ole Miss (A18)		--	DNP--			
UAB (A20)		--	DNP--			
at Vanderbilt (A23)		--	DNP--			
at Vanderbilt (A24) *	W	5.0	3	1 (1)	3	8
at Vanderbilt (A25)		--	DNP--			
Texas A&M (A30)		--	DNP--			
Texas A&M (My1) *	W	5.0	5	1 (1)	3	7
Texas A&M (My2)		--	DNP--			
at The Citadel (My5)		--	DNP--			
at South Carolina (My7)		--	DNP--			
at South Carolina (My8) *	W	6.0	6	3 (3)	--	13
at South Carolina (My9)		--	DNP--			
Missouri (My13)		--	DNP--			
Missouri (My14) *	--	5.0	7	3 (2)	2	6
Missouri (My15)		--	DNP--			
Jacksonville State (My18)		--	DNP--			
at Alabama (My20)		--	DNP--			
at Alabama (My21) *	W	8.0	3	-- (--)	2	11
at Alabama (My22)		--	DNP--			
vs. Florida (My26)		--	DNP--			
vs. Tennessee (My27)	--	2.0	5	3 (3)	1	4

* - Denotes Game Started | (W)in, (L)oss, H(old), S(ave), B(lown) Save

Bednar's Single-Game Career Highs

Innings Pitched	8.0	at Alabama, 5/21/21	Wild Pitches	2	Wright State, 2/15/20
Fewest Hits (Start)	1	Twice: Grambling, 3/9/21	Hit-by-Pitch	1	Five Times; Texas A&M-1, 5/1/21
Fewest Runs (Start)	0	Five Times; Last at Alabama, 5/2/21	Total Pitches	112	at Alabama, 5/21/21
Fewest Earned Runs (Start)	0	Five Times; Last at Alabama, 5/2/21			
Walks	3	Twice; Texas A&M-1, 5/1/21			
Strikeouts	13	at South Carolina, 5/8/21			

Bednar's Career Statistics

	ERA	W-L	App	GS	CG	SHO/CBO	SV	IP	H	R	ER	BB	SO	2B	3B	HR	BF	BAA	WP	HBP	BK	SFA	SHA
2020	1.76	0-0	4	1	0	0/1	1	15.1	9	3	3	6	23	3	0	0	63	.161	2	1	0	0	0
2021	3.23	6-1	14	11	0	0/3	0	64.0	54	25	23	17	101	9	1	8	261	.228	2	4	1	2	1
Total	2.95	6-1	18	12	0	0/4	1	79.1	63	28	26	23	124	12	1	8	324	.215	4	5	1	2	1

Allen Tabbed SEC Player of the Year; Five Earn Postseason SEC Awards

For the second time in the last four seasons, the SEC Player of the Year hails from Mississippi State, as junior **Tanner Allen** was named the conference's top player and five total Diamond Dawgs earned honors from the conference office on Monday (May 24).

With Allen's player of the year award, Mississippi State has captured six specialty awards in the last five seasons, including **Brent Rooker's** Southeastern Conference Player of the Year award in 2017. **Ethan Small** (Pitcher of the Year) and **JT Ginn** (Freshman of the Year) each won an award in 2019, and **John Cohen** (Coach of the Year) and **Jake Mangum** (Freshman of the Year) each won an award in 2016.

Allen was also tabbed first-team All-SEC to give State a first-team honoree in eight of the last nine years, with 16 total selections over that span.

The second-team All-SEC squad included **Rowdey Jordan** (OF) and **Landon Sims** (RP), while the SEC All-Newcomer team had three Bulldogs as a part of it: Sims, **Will Bednar** and **Logan Tanner**. The All-Newcomer list was formed for the 2021 season to honor those freshmen that played their first season during the COVID-19 pandemic.

Allen has been at his best against the best in college baseball, as the left-handed hitter led the SEC in overall batting average (.387) and was the only SEC hitter to finish with an average over .400 in SEC play (.411). Allen produced 25 multi-hit games and 17 multi-RBI contests this season and reached base multiple times in 36 of 52 games played. Allen was the only SEC student-athlete to rank among the top-10 in average, on-base percentage, slugging percentage, runs scored, RBIs, total bases and hits in the regular season.

On the season, Allen hit .300-or-better against eight of 10 SEC opponents, including a .400 average against Auburn, Vanderbilt and Texas A&M. He hit .500 against Missouri and .615 in three games at South Carolina. In conference play, Allen was on base in 29 of 30 games with a conference-leading 16 multi-hit and 12 multi-RBI contests. The left-handed hitter led the SEC in conference-only average (.411), hits (51) and total bases (87). He was the only SEC hitter to post a .400 average and 50 hits in conference only games in 2021.

Allen one of two Power 5 hitters – and one of four nationally – to produce at least 50 runs scored, 70 hits and 50 RBIs in the regular season. Allen currently sits among the top 35 nationally in hits (No. 6; 79), triples (No. 9; 5), runs scored (No. 26; 53), total bases (No. 28; 126) and batting average (No. 35; .387).

Jordan was one of two Southeastern Conference hitters to reach base safely in all 30 SEC games this season and ended the year hitting .333 in conference only games with a SEC-leading 34 runs scored versus conference foes. He ranked No. 4 in SEC play with a .469 on-base percentage, which included 39 hits, 19 walks and 11 hit-by-pitch to just 17 strikeouts.

Overall, Jordan carries a 38-game reached base streak into the postseason, which is the fourth longest single season streak at MSU since 2002. He has 16 multi-hit and nine multi-RBI games and is riding a career-long 12-game hitting streak. Overall in 2021, Jordan has 63 hits, 38 RBIs and a team-best 57 runs scored. His .315 batting average is bolstered by a .431 on-base percentage.

Sims started the season with a monster outing against Texas in the series opener with four perfect innings of relief and 10 strikeouts and did not slow down. He finished the season as one of the most dominant bullpen arms in the nation. Overall, Sims owns a .049 ERA, 0.72 WHIP and 73 strikeouts in 37 innings of work. He limited opponents to a .120 batting average on his way to a 3-0 record and eight saves. Two wins and four saves came against ranked opponents and seven of his eight saves came in SEC play. Of his 111 outs recorded, 66% came via strikeout.

Of his 17 appearances, Sims did now allowed a run of his own in 15 of those and stranded five of eight inherited runners on the season. He held opponents to one-or-fewer base runners in 10 of the appearances and factored into 11 decisions. In his 17 appearances, Mississippi State won 16 games he pitched in. Sims did not hit a batter during the regular season and threw just two wild pitches.

In SEC play, Sims owned 12 appearances with a 0.36 ERA and 43 strikeouts in 25 1/3 innings of work. He allowed only one run on nine hits with nine walks in SEC appearances. Hitters posted a .108 batting average and just one hit went for extra bases in SEC play.

In his first full season on campus, Bednar was up to the task in his first tour through the SEC with his six victories against conference teams ranking just behind the SEC leaders (five tied with 7). In 10 starts in the SEC, Bednar was a part of two shutouts and owned a 3.27 ERA in 55 innings of work. He struck out 83 batters – including four double-digit strikeout games – walked just 16 and SEC competition hit only .229 against the right-hander.

Overall, Bednar is closing in on becoming the 25th MSU pitcher to reach 100 strikeouts in a single season as he has fanned 97 in 62 innings of work. He allowed just 20 earned runs over 13 appearances and help opponents to a .217 batting average. He walked just 16 and hit only four batters to post a 2.90 ERA, which was No. 8 among SEC pitchers this season. His 14.08 strikeouts per nine innings pitched ranks No. 9 nationally.

2021 SEC Awards

Specialty Award Winners

Player of the Year: Tanner Allen, Mississippi State

Pitcher of the Year: Kevin Kopps, Arkansas
Newcomer of the Year: Jack Leiter, Vanderbilt
Freshman of the Year: Enrique Bradfield, Jr., Vanderbilt
Coach of the Year: Dave Van Horn, Arkansas
Scholar-Athlete of the Year: Tim Elko, Ole Miss

First-Team All-SEC

C: Sam Praytor, Alabama
1B: Will Frizzell, Texas A&M
2B: Robert Moore, Arkansas
3B: Jake Rucker, Tennessee
SS: Liam Spence, Tennessee
OF: **Tanner Allen, Mississippi State**
OF: Enrique Bradfield Jr., Vanderbilt
OF: Jud Fabian, Florida
DH/UT: Matt Goodheart, Arkansas
SP: Kumar Rocker, Vanderbilt
SP: Doug Ninkhazy, Ole Miss*
SP: Jack Leiter, Vanderbilt*
RP: Kevin Kopps, Arkansas

Second-Team All-SEC Team

C: Hayden Dunhurst, Ole Miss
1B: Tre' Morgan, LSU
2B: Peyton Wilson, Alabama
3B: Justin Bench, Ole Miss
SS: Ryan Bliss, Auburn
OF: Dylan Crews, LSU
OF: Christian Franklin, Arkansas
OF: **Rowdey Jordan, Mississippi State**
DH/UT: Wes Clarke, South Carolina
SP: Landon Marceaux, LSU
SP: Patrick Wicklander, Arkansas
RP: **Landon Sims, Mississippi State**

Freshman All-SEC

Tre' Morgan, LSU
Enrique Bradfield Jr., Vanderbilt
Dylan Crews, LSU
Cayden Wallace, Arkansas
Jacob Gonzalez, Ole Miss
TJ McCants, Ole Miss
Blade Tidwell, Tennessee
Will Sanders, South Carolina
Jordan Thompson, LSU
Jaden Woods, Georgia
Corey Collins, Georgia
Jack Bulger, Vanderbilt*
Sterlin Thompson, Florida*

Newcomer All-SEC

Jack Leiter, Vanderbilt
Robert Moore, Arkansas
Landon Sims, Mississippi State
Hayden Dunhurst, Ole Miss
Zane Denton, Alabama
Will Bednar, Mississippi State
Hunter Barco, Florida
Peyton Wilson, Alabama
Logan Tanner, Mississippi State
Carter Young, Vanderbilt
Nathan Hickey, Florida
Peyton Pallette, Arkansas

* Ties in voting are not broken





SEC Update

Standings

Western Division										
SEC	Pct.	GB	Division	Overall	Pct.	Home	Away	Neutral	L10	Streak
Arkansas	22-8	.733	-	13-5	46-10	.821	26-5	13-5	7-0	9-1 W8
Mississippi State	20-10	.667	2.0	13-5	40-15	.727	25-8	12-4	3-3	5-5 L2
Ole Miss	18-12	.600	4.0	10-8	41-19	.683	27-10	8-7	6-2	6-4 L1
LSU	13-17	.433	9.0	10-8	34-22	.607	24-14	10-7	0-1	5-5 L1
Alabama	12-17	.414	9.5	7-11	31-24	.564	19-13	10-9	2-2	3-7 L2
Auburn	10-20	.333	12.0	5-13	25-27	.481	15-14	9-11	1-2	6-4 L2
Texas A&M	9-21	.300	13.0	5-13	29-27	.518	21-13	5-13	3-1	5-5 L2
Eastern Division										
SEC	Pct.	GB	Division	Overall	Pct.	Home	Away	Neutral	L10	Streak
Tennessee	20-10	.667	-	12-6	45-16	.738	26-9	16-5	3-2	6-4 L1
Vanderbilt	19-10	.655	0.5	11-7	40-15	.727	27-6	12-7	1-2	5-5 L2
Florida	17-13	.567	3.0	10-8	38-20	.655	28-7	7-12	3-1	5-5 L1
South Carolina	16-14	.533	4.0	12-6	33-21	.611	22-8	10-11	1-2	6-4 L2
Georgia	13-17	.433	7.0	9-9	31-25	.554	20-13	10-10	1-2	3-7 L2
Kentucky	12-18	.400	8.0	6-12	29-23	.558	22-13	7-9	0-1	2-8 L1
Missouri	8-22	.267	12.0	3-15	15-36	.294	6-15	9-17	0-4	3-7 W1

Schedule/Results

all times central

Columbia Regional (Columbia, S.C.)

6/4	11 a.m.	Virginia vs. South Carolina	ESPN2
6/4	6 p.m.	No. 11 Old Dominion vs. Jacksonville	ESPN3

Fayetteville Regional (Fayetteville, Ark.)

6/4	2 p.m.	No. 1 Arkansas vs. NJIT	ESPN3
6/4	7 p.m.	Northeastern vs. Nebraska	ESPN3

Gainesville Regional (Gainesville, Fla.)

6/4	11 a.m.	No. 15 Florida vs. USF	SEC Network
6/4	4 p.m.	South Alabama vs. Miami (Fla.)	ESPN3

Knoxville Regional (Knoxville, Tenn.)

6/4	11 a.m.	Duke vs. Liberty	ESPN3
6/4	5 p.m.	No. 3 Tennessee vs. Wright State	ESPN3

Nashville Regional (Nashville, Tenn.)

6/4	Noon	Indiana State vs. Georgia Tech	ESPN3
6/4	6 p.m.	No. 4 Vanderbilt vs. Presbyterian	SEC Network

Ruston Regional (Ruston, La.)

6/4	1 p.m.	Alabama vs. NC State	ESPN3
6/4	6 p.m.	No. 16 Louisiana Tech vs. Rider	ESPN3

Oxford Regional (Oxford, Miss.)

6/4	2 p.m.	Florida State vs. Southern Miss	ESPN3
6/4	7 p.m.	No. 12 Ole Miss vs. SE Missouri State	ESPN3

Starkville Regional (Starkville, Miss.)

6/4	2 p.m.	No. 7 Mississippi State vs. Samford	ESPN3
6/4	7 p.m.	Campbell vs. VCU	ESPN3

Week-by-Week Polls

Week	BA	CB	D1	BW	PG	USA	RPI
Preseason	8	9	7	7	12	7	--
Week 2 - Feb. 23	8	12	5	6	8	--	--
Week 3 - March 1	2	10	3	5	6	6	--
Week 4 - March 8	2	8	3	4	5	4	--
Week 5 - March 15	2	6	3	3	3	3	27
Week 6 - March 22	2	6	3	2	2	4	12
Week 7 - March 29	5	12	8	8	13	7	25
Week 8 - April 5	4	12	5	6	8	5	11
Week 9 - April 12	3	11	4	5	6	4	10
Week 10 - April 19	2	4	4	4	4	4	10
Week 11 - April 26	4	4	6	5	5	5	6
Week 12 - May 3	4	4	4	4	2	4	2
Week 13 - May 10	3	3	3	3	2	3	2
Week 14 - May 17	6	3	10	6	4	6	7
Week 15 - May 24	6	3	8	6	4	6	5
Regionals - May 31	8	3	11	12	--	T-7	7

BA - Baseball America, CB - Collegiate Baseball Newspaper, D1 - D1Baseball, BW - National Collegiate Baseball Writers Association, PG - Perfect Game, USA - USA Today Coaches Poll, RPI - NCAA RPI

(--) - No poll/RPI released by the publication.

In The Polls

Baseball America			Collegiate Baseball			D1Baseball			NCBWA			Perfect Game*			USA Today/Coaches		
1. Arkansas	46-10	1	1. Arkansas	46-10	1	1. Arkansas	46-10	1	1. Arkansas	46-10	1	1. Arkansas	42-10	1	1. Arkansas	46-10	1
2. Vanderbilt	40-15	2	2. Vanderbilt	40-15	2	2. Tennessee	45-16	4	2. Texas	42-15	2	2. Texas	40-13	2	2. Tennessee	45-16	4
3. Tennessee	45-16	5	3. Mississippi State	40-15	3	3. Texas	42-15	2	3. Tennessee	45-16	4	3. Vanderbilt	39-13	3	3. Vanderbilt	40-15	3
4. Notre Dame	30-11	3	4. Texas	42-15	4	4. Vanderbilt	40-15	3	4. Vanderbilt	40-15	3	4. Mississippi State	40-13	4	4. Texas	42-15	2
5. Texas	42-15	4	5. Tennessee	45-16	5	5. Arizona	40-15	6	5. Arizona	40-15	7	5. Notre Dame	29-10	5	5. Arizona	40-15	7
6. Arizona	40-15	8	6. Arizona	40-15	6	6. Notre Dame	30-11	7	6. TCU	40-17	14	6. Tennessee	42-14	6	6. Notre Dame	30-11	8
7. Stanford	32-14	10	7. Notre Dame	30-11	7	7. Stanford	33-14	9	7. Texas Tech	36-15	5	7. Texas Tech	35-13	8	7. Texas Tech	36-15	5
8. Mississippi State	40-15	6	8. TCU	40-17	8	8. TCU	40-17	15	8. Ole Miss	41-19	10	8. Arizona	38-14	11	7. Mississippi State	40-15	6
9. Texas Tech	36-15	7	9. Stanford	33-14	9	9. Texas Tech	36-15	5	9. Oregon	37-14	9	9. Stanford	31-13	14	9. Stanford	33-14	12
10. Ole Miss	41-19	11	10. Oregon	37-14	10	10. Oregon	37-14	10	10. Notre Dame	30-11	8	10. East Carolina	38-13	10	10. TCU	40-17	14
11. TCU	36-16	21	11. Texas Tech	36-15	11	11. Mississippi State	40-15	8	11. Stanford	33-14	12	11. Florida	35-19	7	11. Ole Miss	41-19	11
12. Florida	38-20	12	12. Florida	38-20	12	12. East Carolina	41-15	11	12. Mississippi State	40-15	6	12. Ole Miss	38-17	15	12. Oregon	37-14	9
13. Oregon	37-14	13	13. East Carolina	41-15	13	13. Ole Miss	41-19	12	13. Florida	38-20	13	13. Liberty	37-12	17	13. Florida	38-20	13
14. Old Dominion	42-14	18	14. Ole Miss	41-19	14	14. Florida	38-20	13	14. Old Dominion	42-14	20	14. Oregon	35-13	13	14. East Carolina	41-15	10
15. UC Irvine	39-16	14	15. UC Irvine	40-16	15	15. Old Dominion	42-14	24	15. East Carolina	41-15	11	15. UC Irvine	36-16	16	15. Old Dominion	42-14	21
16. NC State	30-17	15	16. South Carolina	33-21	16	16. NC State	30-17	16	16. UC Irvine	40-16	15	16. NC State	28-15	--	16. UC Irvine	40-16	15
17. East Carolina	41-15	9	17. UCLA	35-18	20	17. UC Irvine	40-16	17	17. Louisiana Tech	40-18	21	17. Florida State	29-21	9	17. NC State	30-17	17
18. Florida State	30-21	17	18. Nebraska	31-12	24	18. Louisiana Tech	40-18	18	18. UCLA	35-18	19	18. Gonzaga	32-15	19	18. Louisiana Tech	40-18	20
19. Nebraska	31-12	19	19. Duke	32-20	--	19. Nebraska	31-12	20	19. Oklahoma State	35-17-1	27	19. Charlotte	39-17	21	19. Nebraska	31-12	25
20. Louisiana Tech	40-18	22	20. Oklahoma State	35-17-1	22	20. Southern Miss	37-19	19	20. Nebraska	31-12	26	20. Nebraska	29-11	--	20. Southern Miss	37-19	16
21. UCLA	35-18	--	21. Georgia Tech	29-23	17	21. UCLA	35-18	--	21. South Carolina	33-21	22	21. TCU	36-16	12	21. UCLA	35-18	--
22. Oklahoma State	35-17-1	--	22. NC State	30-17	18	22. Duke	32-20	--	22. Southern Miss	37-19	16	22. Old Dominion	38-14	23	22. Gonzaga	33-17	18
23. Southern Miss	37-19	23	23. Arizona State	32-20	19	23. Oklahoma State	35-17-1	--	23. NC State	30-17	25	23. Arizona State	32-17	24	23. Oklahoma State	35-17	--
24. Duke	32-20	--	24. Old Dominion	42-14	--	24. Maryland	28-16	25	24. Charlotte	39-19	17	24. South Carolina	33-20	18	24. Florida State	30-22	22
25. Charlotte	39-19	16	25. Louisiana Tech	40-18	27	25. Gonzaga	33-17	14	25. Florida State	30-22	24	25. VCU	34-14	--	25. Charlotte	39-19	19
			26. Central Michigan	40-16	--				26. Gonzaga	33-17	18						
			27. VCU	37-14	28				27. Duke	32-20	--						
			28. Miami (Fla.)	32-19	21				28. Arizona State	32-20	23						
			29. Charlotte	39-19	23				29. Dallas Baptist	37-15	30						
			30. Connecticut	33-17	30				30. Fairfield	37-3	28						

* - May 24 poll

2021 Scheduled Opponents in Bold

DuBrule Leads NCAA Active Leaders

- Graduate student **Scotty DuBrule** sits among active Division I student-athletes in seven offensive categories, including the No. 1 spot in games played (251) and hits (300).

Games Played	1st	251
Hits	1st	300
At-Bats	3rd	948
Runs Scored	9th	174
Walks	18th	123
Total Bases	31st	350
RBIs	47th	137

- Junior **Tanner Allen** sits among the top active NCAA student-athletes in a host of categories, as well.

Triples	8th	12
Total Bases	8th	403
RBIs	8th	170
Doubles	8th	57
Hits	10th	262
Runs Scored	27th	159
At-Bats	37th	786

- Junior **Rowdey Jordan** is also among the top hitters on the NCAA active leader charts.

Runs	16th	168
Sacrifice Flies	27th	13
Doubles	31st	47
Total Bases	37th	342
Hits	56th	221

Opening Against The Ranks

- Mississippi State opened 2021 against three top 10 opponents for the first time in program history and faced the highest-ranked season-opening opponent since 2001.
- It was the ninth time since 1990 that MSU played a ranked opponent on opening weekend, with seven season opening games coming against ranked foes during that 31-year span.
- The last time Mississippi State opened the season against a top 10 team was the 2001 season at home against No. 9 Notre Dame.

Big League Talent

- Mississippi State is great at turning out major league talent, with 52 Diamond Dawgs reaching the highest level of the sport, but it is also great at keeping student-athletes on campus.
- The 2021 roster featured three Bulldogs that had been drafted prior to the season,

Name (Pos.)	Year	Round	Organization
Tanner Allen (IF/OF)	2017	36th	Chicago Cubs
	2019	34th	Colorado Rockies
Eric Cerantola (LHP)	2018	30th	Tampa Bay Rays
Josh Hatcher (IF/OF)	2017	39th	Los Angeles Angels

- The 2020 MLB Draft saw three Diamond Dawgs drafted in the first two rounds, with **Justin Foscoe** (No. 14; Texas Rangers) and **Jordan Westburg** (No. 30; Baltimore Orioles) each drafted in the first round.
- In 2019, Mississippi State saw a program-record 11 student-athletes drafted in the MLB First Year Player Draft, including junior **Tanner Allen** for the second time in his career.

In the Last 10 Games... (MORE ON PAGE 22)

- Mississippi State owns a 5-5 mark over its last 10 games, which includes a sweep of Alabama in Tuscaloosa.
- Offensively, State is averaging 8.6 hits per game and 3.2 walks per game for a .332 on-base percentage.
- Tanner Allen** continues to pace the offense with a team-best .390 average over the last 10 games. **Scotty DuBrule** (.316) and **Logan Tanner** (.306) are also hitting over .300 during that span.
- Allen has a team-best nine RBIs, while **Rowdey Jordan** has provided eight runs batted in.
- Kellum Clark** has started each of the last 10 games and leads the team with eight runs scored. He has nine hits - four for extra bases - and three RBIs.
- Will Bednar** has made two starts and one relief appearance during that span with 15 innings of work and five earned runs allowed. He has 21 strikeouts and five walks over that span.
- The bullpen has two of the five wins, with **Houston Harding** and **Preston Johnson** each collecting victories.
- State has fanned 96 batters to 45 walks over the last 10 games, the first time this season the staff hasn't averaged 10.0 strikeouts per game over a 10-game span all season.

We're Going Streaking

- Earlier in 2021, the Mississippi State baseball program rattled off seven straight SEC wins thanks to series sweeps against Kentucky and at Auburn and a series-opening win over Ole Miss.
- Overall, the seven game streak is the longest by an SEC program in conference play this season.
- State then won five straight conference games between a sweep of Texas A&M and two victories over South Carolina to start the series in Columbia.
- It is the first time since 2000 and the seventh time in program history that MSU has two five-game conference winning streaks in the same season.

Filling the New Dude

- Mississippi State opened the new Dudy Noble Field in stying, averaging a school-record 8,899 fans over 41 home dates in 2019.
- With attendance restrictions early in the season, the Diamond Dawgs continue to sit among the national leaders in attendance, even topping the 10,000 mark on two occasions.
- The two 10,000-plus crowd against Ole Miss in April pushed the program's total to 63 all-time at Dudy Noble Field.
- The 13,338 fans that entered the gate for the Saturday, April 17th contest rank No. 11 in program history and give MSU 16 of the top 17 on-campus crowds in NCAA history.

Uni Watch

- The old adage states, "look good, feel good." And, when you feel good you usually preform well. Below is a list of how MSU fared in each of its uniforms over the past three seasons;

Uniform	2019	2020	2021
Black '85s	10-0	2-1	4-2
Maroon '85s	14-5	3-2	10-4
White '85s	9-3	1-1	7-2
Cream Script State	--	--	6-3
Grey Vests	2-1	--	--
White Pinstripes	4-1	2-0	5-1
Grey Script State	--	1-0	5-1
Grey Pinstripes	4-4	--	3-2

Free Shirts!

- In a normal year, the fans at Dudy Noble Field enjoy the t-shirt toss in the third inning, but the Mississippi State baseball student-athletes are more focused on the t-shirt toss at the end of the game.
- Since his arrival at MSU, head coach Chris Lemonis has handed out a shirt to signify the top performance of each victory. Each shirt is numbered by victory and here is who they've went to

Game	Student-Athlete, Position (# in 2021)
1 vs. Texas	Landon Sims, RHP (1)
2 vs. Texas Tech	Jackson Fristoe, RHP (1)
3 Jackson State	Kamren James, IF (1)
4 Tulane	Luke Hancock, C (1)
5 Tulane	Tanner Allen, OF (1)
6 vs. Southern Miss	Houston Harding, LHP (1)
7 Kent State	Brandon Smith, RHP (1)
8 Kent State	Jackson Fristoe, RHP (2)
9 Grambling	Brad Cumbest, OF (1)
10 Louisiana-Lafayette	Houston Harding, LHP (2)
11 Eastern Michigan	Christian MacLeod, LHP (1)
12 Eastern Michigan	Logan Tanner, C (1)
13 Eastern Michigan	Scotty DuBrule, IF (1)
14 Samford	Luke Hancock, C (2)
15 at LSU	Brayland Skinner, OF (1)
16 at LSU	Will Bednar, RHP (1)
17 North Alabama	Mikey Tepper, RHP (1)
18 Kentucky	Christian MacLeod, LHP (2)
19 Kentucky	Landon Sims, RHP (2)
20 Kentucky	Jackson Fristoe, RHP (3)
21 Southern	Rowdey Jordan, OF (1)
22 at Auburn	Tanner Allen, OF (1)
23 at Auburn	Will Bednar, RHP (2)
24 at Auburn	Logan Tanner, C (2)
25 Arkansas State	Lane Forsythe, IF (1)
26 Ole Miss	Tanner Allen, OF (2)
27 Ole Miss	Tanner Allen, OF (3)
28 UAB	Logan Tanner, C (3)
29 at Vanderbilt	Logan Tanner, C (4)
30 Texas A&M	Tanner Allen, OF (4)
31 Texas A&M	Will Bednar, RHP (3)
32 Texas A&M	Houston Harding, LHP (3)
33 Texas A&M	Cade Smith, RHP (1)
34 at South Carolina	Christian MacLeod, LHP (3)
35 at South Carolina	Will Bednar, RHP (4)
36 Missouri	Landon Sims (3)
37 Jacksonville State	Logan Tanner, 1B (5)
38 at Alabama	Christian MacLeod, LHP (4)
39 at Alabama	Will Bednar, RHP (5)
40 at Alabama	Houston Harding, LHP (4)



Hitting Totals/Streaks

MULTI-HIT GAMES	2	3	4	5+	2021	Career
Allen, Tanner	17	6	2	--	25	77
Jordan, Rowdey	13	3	1	--	17	59
Dubrule, Scotty	13	2	--	--	15	15
Hancock, Luke	13	2	--	--	15	19
Tanner, Logan	8	6	--	--	14	16
James, Kamren	9	4	1	--	14	18
Forsythe, Lane	6	4	--	--	10	10
Cumbest, Brad	6	2	--	--	8	11
Hatcher, Josh	7	--	--	--	7	36
Clark, Kellum	2	1	--	--	3	3
Leggett, Tanner	3	--	--	--	3	3
McGowan, Drew	2	--	--	--	2	2
Pimentel, Brandon	1	--	--	--	1	1
McDonald, Kyte	1	--	--	--	1	1
Skinner, Brayland	--	1	--	--	1	1
TEAM	102	31	4	--	137	

MULTI-RBI GAMES	2	3	4	5+	2021	Career
Allen, Tanner	10	6	1	--	17	37
Hancock, Luke	8	5	1	--	14	18
Tanner, Logan	6	3	--	2	11	11
James, Kamren	2	4	3	1	10	10
Jordan, Rowdey	6	3	--	--	9	34
Dubrule, Scotty	4	1	--	--	5	5
Leggett, Tanner	2	1	--	--	3	3
Skinner, Brayland	2	1	--	--	3	3
Cumbest, Brad	--	1	1	--	2	4
McDonald, Kyte	2	--	--	--	2	2
Pimentel, Brandon	1	--	--	--	1	3
Forsythe, Lane	--	1	--	--	1	1
Clark, Kellum	--	1	--	--	1	1
--						
Hatcher, Josh	--	--	--	--	--	14
TEAM	44	27	6	3	80	

HITTING STREAKS	Current	2021 Long	Career
Allen, Tanner	18	18	18
Jordan, Rowdey	1	12	12
Hancock, Luke	--	8	8
James, Kamren	1	6	7
Leggett, Tanner	--	6	6
Dubrule, Scotty	1	6	--
Tanner, Logan	5	6	6 (2x)
Hatcher, Josh	1	4	10 [^]
Forsythe, Lane	--	4	4
Cumbest, Brad	--	3	3
McGowan, Drew	--	3	3
McDonald, Kyte	--	3	3
Skinner, Brayland	--	2	2 (3x)
Clark, Kellum	--	2	2 (2x)
Meche, Davis	2	2	2 (2x)
Pimentel, Brandon	--	2	4
Garner, Kace	--	1	1

REACHED BASED	CURRENT	2021	CAREER
Jordan, Rowdey	1	38	38
Allen, Tanner	21	21	26*
Tanner, Logan	18	18	18
Dubrule, Scotty	1	14	--
Hancock, Luke	4	14	14
Forsythe, Lane	1	10	10
James, Kamren	1	8	8
Hatcher, Josh	1	8	14 [^]
Leggett, Tanner	--	6	6
Clark, Kellum	--	6	6
McGowan, Drew	--	5	5
Skinner, Brayland	--	5	5
Pimentel, Brandon	--	4	6 [^]
McDonald, Kyte	--	4	5
Meche, Davis	3	3	3
Cumbest, Brad	2	3	4
Garner, Kace	--	2	2

* - Streak spanned the 2019 and 2020 seasons.

^ - Streak spans 2020 and 2021 seasons

A Dawg Among Dawgs: Tanner Allen

Allen Among Elite SEC Hitters

- **Tanner Allen** finished SEC play with a league-bests .411 batting average in conference play and averaged nearly one run per game, 1.7 hits per game and 1.1 RBIs per game in 30 conference games.
- He also led the SEC in conference-only games in total bases (87), RBIs (34) and was the only SEC hitter with 50-plus hits (51). He was No. 2 in slugging percentage (.702) and No. 3 in slugging percentage (.472).
- In 10 SEC weekend series, Allen hit .300 or better against eight of the 10 opponents, including a .400 average on five SEC weekends. He hit .615 in three games at South Carolina.
- Allen is the only SEC hitter to rank among the top 10 in batting average, runs scored, hits and RBIs overall in 2021 and was one of two Power 5 hitters to finish the season with 70 hits, 50 runs scored and 50 RBIs (*Braden Boissiere, Arizona*).

Allen in Rare Air

- **Tanner Allen** has hit from the moment he showed up at Mississippi State and joined a couple of exclusive clubs in Diamond Dawg history.
- Along with ranking among the career leaders in doubles and triples, Allen became the second student-athlete in MSU history to produce 50 doubles, 20 home runs and 10 triples in a career.
Rex Buckner (1990-93): 52 2B, 26 HR, 10 3B
Tanner Allen (2018-pres.): 57 2B, 20 HR, 12 3B
- Along those same lines, Allen has eclipsed 250 hits, 150 runs scored and 150 RBIs for his career. He is just the ninth Diamond Dawg to reach all three marks in a career, joining:

Tanner Allen (2018-present): 262/159/170

Rex Buckner (1990-93): 260/169/172

Connor Powers (2007-10): 251/172/204

Travis Chapman (1997-2000): 327/221/202

Brad Freeman (1995-98): 265/192/158

Brad Hildreth (1986-89): 275/173/157

Richard Lee (1995-98): 328/219/265

Rafael Palmeiro (1983-85): 268/224/239

Tommy Raffo (1987-90): 278/186/207

Record Book Wrecker

- As the 2021 season nears postseason play, **Tanner Allen** continues to move up some of Mississippi State's career charts, with a chance to end his tenure in Starkville as one of the most complete hitters in program history.
- Allen currently ranks tied for No. 4 on the career doubles list (54) and is tied for No. 3 on the career triples charts (12), while ranking among the top 50 in program history in 13 total offensive categories.

Player (Seasons) 2B

1. Mangum, Jake (2016-19)	73
2. Chapman, Travis (1997-2000)	71
3. Lee, Richard (1995-98)	66
4. Allen, Tanner (2018-present)	57
5. Young, Pete (1987-89)	56
6. Van Cleve, Dan (1981-85)	55

Player (Seasons) 3B

1. Kelley, Mike (1976-79)	20
2. Milton, Ted (1969-72)	14
3. Allen, Tanner (2018-present)	12
Winkler, Brad (1980-83)	12
5. Maniscalco, Matthew (2000-03)	11

- The left-handed hitter is also nearing the top-10 in career hits, RBIs and total bases sitting among the top 15 in each category.

Player (Seasons) Hits


10. Palmeiro, Rafael (1983-85)	268
11. Kelley, Mike (1976-79)	267
12. Freeman, Brad (1995-98)	265
13. Allen, Tanner (2018-present)	262
14. Berkery, Thomas (2003-06)	261
15. Buckner, Rex (1990-93)	260

Player (Seasons) RBIs

10. Mitchell, John (1984-87)	179
11. Winkler, Brad (1980-83)	172
12. Allen, Tanner (2018-present)	170
13. Young, Pete (1987-89)	169
14. Cohen, John (1988-90)	168
15. Brinson, Matthew (2001-03)	166

Player (Seasons) Total Bases

10. Rea, Jeffery (2004-07)	416
11. Castoria, Bruce (1979-82)	413
12. Wiese, Brian (1996-99)	411
13. Buckner, Rex (1990-93)	410
14. Allen, Tanner (2018-present)	403
15. Maniscalco, Matthew (2000-03)	391
Masters, Burke (1987-90)	391





Mr. Jordan Gets Rowdey

Auburn Made

- **Rowdey Jordan** grew up on The Plains, attended games at Plainsman Park and graduated from Auburn High School, so there is a level of comfort when he sees the blue and orange threads.
- Now at Mississippi State, Jordan has played some of his best baseball against his hometown team, with a career .351 batting average in nine games versus Auburn.
- In his first two seasons in Starkville, Jordan used the Auburn series as a springboard to Freshman All-America honors in 2018 and then a second trip to Omaha in 2019.
- In 2020, Jordan made his final trip to his hometown and guided MSU to a series sweep.
- Jordan's numbers against the Tigers are below:
2018: .375/.625/.375, 3-for-8, 1 R, 1 RBI, 2 2B
2019: .360/.529/.421, 6-for-17, 4 R, 6 RBIs, 3 2B
2021: .333/.500/.529, 4-for-12, 6 R, 1 RBI, 2 2B
- In 2018, Jordan hit .392 following the Auburn series and, in 2019, finished on a .345 clip after playing the Tigers.

Rowdey in the Record Books

- Junior **Rowdey Jordan** is quietly putting together one of the most noted careers in Mississippi State baseball history, as he enters the weekend among the top Diamond Dawgs in a bevy of career categories.
- Jordan currently sits among the top 50 in MSU history in:

Sacrifice Flies	13	T-11th
Doubles	47	T-21st
Runs Scored	168	23rd
Hits	221	29th
Stolen Bases	23	T-29th
Total Bases	342	32nd
Home Runs	22	T-32nd
RBIs	130	34th
Games Played	195	T-39th
Walks	89	T-41st

Streking at the Plate

- Since 2002, there have been nine reached base streaks of 30 games or longer. That list includes **Rowdey Jordan's** streak of 38 games in 2021.
- The streak for Jordan began on March 14 against Eastern Michigan and ended against Florida at the SEC Tournament.
- It included 13 multi-hit games and 28 games in which he reached base at least twice. He scored a run in 25 games and owned an RBI in 20 of those contests.
- Of his 49 hits, 29 went for extra bases, and he was walked 22 times and hit-by-pitch 15 times.
- The list of 30-plus game single season streaks since 2002 are below:

Streak	Name (Year)
43	Brett Pirtle (2013)
41	Jarrod Parks (2011)
39	Brett Pirtle (2014)
38	Rowdey Jordan (2021)
36	Thomas Berkery (2006)
32	Matthew Maniscalco (2003)
31	Elijah MacNamee (2018)
31	Matthew Brinson (2003)
30	Seth Heck (2014)

- In terms of streaks that spanned multiple seasons, below are notable streaks since 2002 of 25-or-more games.

Streak	Name (Year)
40	Nick Vickerson (28, 2010; 12, 2011)
31	Jeffrey Rea (10, 2006; 21, 2007)
30	Jordan Westburg (20, 2019; 10, 2020)
30	Steve Gendron (7, 2002; 23, 2003)
27	Jake Mangum (13, 2016; 14, 2017)
26	Tanner Allen (21, 2019; 5, 2020)

State to The Show

Diamond Dawgs in Major League Baseball (9)

Name (Yrs. at MSU)	Pos.	Organization
Adam Frazier (2011-13)	IF	Pittsburgh Pirates
Kendall Graveman (2010-13)	RHP	Seattle Mariners
Jonathan Holder (2010-13)	RHP	Chicago Cubs
Dakota Hudson (2014-16)	RHP	St. Louis Cardinals
Nathaniel Lowe (2016)	IF	Texas Rangers
Mitch Moreland (2005-07)	IF	Oakland Athletics
Hunter Renfroe (2011-13)	RF	Boston Red Sox
Chris Stratton (2010-12)	RHP	Pittsburgh Pirates
Brandon Woodruff (2012-14)	LHP	Milwaukee Brewers

Diamond Dawgs in Minor League Baseball (25)

Name (Yrs. at MSU)	Pos.	Organization (Level)
Trysten Barlow (2017-19)	LHP	Colorado Rockies (A+)
Ben Bracewell (2010-14)	RHP	Oakland Athletics (AAA)
Gavin Collins (2014-16)	C	Cleveland Indians (AAA)
Justin Foscoe (2018-20)	IF	Texas Rangers (A+)
J.P. France (2018)	RHP	Houston Astros (AA)
JT Ginn (2019-20)	RHP	New York Mets (R)
Cole Gordon (2016-19)	RHP	New York Mets (AA)
Ryan Girdley (2015-2017)	IF	Oakland Athletics (AA)
Zac Houston (2014-16)	RHP	Detroit Tigers (AA)
Reid Humphreys (2014-16)	RHP	Colorado Rockies (AA)
Keegan James (2016, 18-19)	RHP	Colorado Rockies (A-)
Jack Kruger (2016)	C	Texas Rangers (AAA)
Jared Liebelt (2018-19)	RHP	Arizona Diamondbacks (A-)
Jacob Lindgren (2012-14)	LHP	Chicago White Sox (AAA)
Jake Mangum (2016-19)	OF	New York Mets (A+)
Zach Neff (2018)	LHP	Minnesota Twins (AA)
Konnor Pilkington (2016-18)	LHP	Chicago White Sox (AA)
Peyton Plumlee (2017, 19)	RHP	Houston Astros (A-)
Jacob Robson (2013-16)	OF	Detroit Tigers (AA)
Brent Rooker (2014-2017)	IF	Minnesota Twins (AAA)
Dustin Skelton (2017-19)	C	Miami Marlins (A+)
Ethan Small (2016, 18-19)	LHP	Milwaukee Brewers (AA)
Hunter Stovall (2016-18)	IF	Colorado Rockies (A+)
Jordan Westburg (2018-20)	IF	Baltimore Orioles (A-)
Colby White (2019)	RHP	Tampa Bay Rays (A-)

Diamond Dawgs Coaching in Professional Baseball

Name (Yrs. at MSU)	Organization	Team (Level)
Chris Young (2000-02)	Chicago Cubs	Chicago Cubs (MLB)

Diamond Dawgs Working in Professional Baseball

Name (Yrs. at MSU)	Organization	Role
Jeff Brantley (1982-85)	Cincinnati Reds	Broadcaster
Will Clark (1983-85)	San Francisco Giants	Special Assistant



Honors Tracker

Tanner Allen, OF

Preseason All-SEC (*first team*)
 Dick Howser Trophy finalist
 SEC Player of the Year
 All-SEC (*first team*)
 Ferriss Trophy winner (*Mississippi's college player of the year*)
 Collegiate Baseball All-America Team (*first team*)

Will Bednar, RHP

Baseball America Breakout Candidate (*No. 13*)
 Baseball America Top 100 MLB Draft Prospect (*No. 59*)
 MLB Pipeline Top 100 MLB Draft Prospect (*No. 41*)
 D1Baseball Top 100 Collegiate MLB Draft Prospects (*No. 20*)
 SEC Newcomer of the Week (*May 24*)
 Newcomer All-SEC

Eric Cerantola, RHP

Baseball America Top 100 MLB Draft Prospect (*No. 34*)
 MLB Pipeline Top 100 MLB Draft Prospect (*No. 50*)
 D1Baseball Top 100 Collegiate MLB Draft Prospects (*No. 28*)

Scotty Dubrule, IF

Baseball America Top 25 New Addition (*No. 23*)
 SENIOR Class Award Candidate

Jackson Fristoe, RHP

SEC Freshman of the Week (*March 8*)

Josh Hatcher, IF

Preseason All-SEC (*second team*)

Kamren James, IF

D1Baseball Top 100 Collegiate MLB Draft Prospects (*No. 49*)
 SEC Newcomer of the Week (*April 12*)

Rowdey Jordan, OF

Preseason All-SEC (*second team*)
 All-SEC (*second team*)

Christian MacLeod, LHP

Golden Spikes Award Preseason Watch List
 Collegiate Baseball Newspaper Preseason All-America (*second team*)
 D1Baseball Preseason All-America (*third team*)
 Perfect Game Preseason All-America (*third team*)
 Baseball America Top 100 MLB Draft Prospect (*No. 23*)
 MLB Pipeline Top 100 MLB Draft Prospect (*No. 40*)
 D1Baseball Top 100 Collegiate MLB Draft Prospects (*No. 26*)
 SEC Pitcher of the Week (*April 5*)
 College Baseball Foundation Pitcher of the Week (*April 6*)
 SEC Pitcher of the Week (*May 10*)

Landon Sims, RHP

SEC Co-Pitcher of the Week (*Feb. 23*)
 USA Baseball Golden Spikes Performer of the Week (*Feb. 23*)
 SEC Newcomer of the Week (*April 19*)
 NCBWA Stopper of the Year Midseason Watch List
 Dick Howser Trophy finalist
 All-SEC (*second team*)
 Newcomer All-SEC
 Ferriss Trophy finalist (*Mississippi's college player of the year*)
 Collegiate Baseball All-America Team (*second team*)

Logan Tanner, C

Buster Posey Award semifinalist
 Newcomer All-SEC

Every Day is Bump Day

Sims Shutting 'Em Down

- Bases loaded, no outs is never an ideal situation for a reliever to enter the game, however that is the situation **Landon Sims** started his season.
- The second-year freshman proceeded to strike out the side against No. 9 Texas and retired all 12 batters he faced in four perfect innings of work.
- Of his 12 outs, 10 were strikeouts, and he hasn't slowed that pace down since.
- Then, in a tie game versus Texas A&M in the series opener, Sims entered in the 10th and allowed just one base runner - a one-out walk in the 11th - and struck out seven of nine batters to earn the win.
- In 37 1/3 innings pitched, 74 of his 112 outs have come via strikeout (66.1%) and he has surrendered just six runs on 20 hits. His strikeouts per nine innings sits at 17.8.
- He owns a 3-0 record with eight saves and has been a part of three shutouts, including State's first no-hitter since 1999.
- Opponents are hitting just .153 against the reliever.

Ks for Days

- The Mississippi State pitching staff struck out 43 batters in its second weekend series of 2021 against Tulane to mark the second time in as many weekends it reached the 40 K mark.
- State also fanned 41 batters on the opening weekend at the State Farm College Baseball Classic.
- The 43 strikeouts of Green Wave batters are tied for the most in a three-game series for MSU since at least 2005, which equaled the 43 punchouts against Youngstown State to open the 2019 campaign.
- State then equaled that total against Arkansas during the opening weekend of SEC play. MSU fanned 13 in the series opener, 19 in the middle game and 13 in the finale.

No-No Against the Flashes

- For the ninth time in program history, MSU spun a no-hitter on the mound, as the quartet of **Jackson Fristoe** (6 IP), **Landon Sims** (1 IP), **Mikey Tepper** (1 2/3 IP) and **Cam Tullar** (1/3 IP) combined for the first no-hitter at Mississippi State since 1999.
- A seventh inning error and walk, along with a ninth inning free pass were the only blemishes on the scorecard.
- The 1999 no-hitter came on March 16 against Alcorn State in a 21-1 victory, as **Scott Polk**, **Justin Estel** and **Brian Compton** combined on the feat.
- Against the Braves, Polk allowed an unearned run over six innings with two walks and nine strikeouts. Estel fired one inning and walked one, while Compton walked one and struck out three in two innings of work.

Moving Up the Record Books

- In **Scott Foxhall's** first season at Mississippi State, his pitching staff helped State to the second-most wins in a single season and punched out a school-record 718 batters in 67 games.
- That season was the first in Mississippi State history that a pitching staff eclipsed the 700-strikeout mark and bested the previous mark by 63 punchouts (655; 1997).
- In 2021, his pitching staff will look for another deep postseason run to help them reach 700 strikeouts again.
- The 12.4 strikeouts per nine innings this season is nearly two strikeouts more than the next closest full season in MSU history, which was the 2019 team at 10.77 K/9.

Season (Games)	Strikeouts
1. 2019 (67 games)	718
2. 2021 (55 games)	673
3. 1997 (68 games)	655
4. 2018 (68 games)	619
5. 2013 (71 games)	588
6. 1999 (63 games)	582
7. 2016 (63 games)	576
8. 2017 (67 games)	562
9. 2001 (58 games)	539
10. 2012 (64 games)	536

10 Ks in 21 Straight

- Mississippi State piled up double-digit strikeouts in program-record 21 straight games from March 24-May 1, including at least 12 strikeouts in 16 of those games.
- In all, State has punched out double-digit batters in 43 of 55 games on the season.
- The 21-game streak featured 190 innings pitched and just 170 hits allowed to go along with 272 strikeouts (12.8 sopg). State walked just 89 and owned a .234 batting average against.
- That streak is 11 more than the previous mark of 10, which occurred twice. Earlier in 2021, State fanned at least 10 batters in 10 straight from February 26 against Tulane to March 12 versus Eastern Michigan.
- During the 10-game streak in 2021, State tossed 90 innings over 10 straight games of 10-plus Ks. MSU recorded 56 percent of the outs via strikeout. Of the 270 total outs, 150 of those came via strikeout for 15.0 strikeouts per nine innings.
- The 10 straight games equaled a streak from the 2001 pitching staff from April 11-22. That staff struck out 119 batters in 92 innings of work, an 11.6 strikeout per nine innings ratio.





Reliable Riley

- While his season has ended due to injury, senior **Riley Self** was a staple in the MSU bullpen for five seasons and sits No. 4 in all-time relief appearances at Mississippi State.

Player (Seasons)	RA
1. Johnson, Van (1995-98)	115
2. Harden, Jon (1989-92)	110
3. Reed, Caleb (2009-12)	92
4. Self, Riley (2017-present)	86
Mitchell, Ross (2012-15)	86
6. Holder, Jonathan (2012-14)	81

- The right-hander's 86 appearances came via 31 as a freshman, 18 as a sophomore, 23 during his junior season, seven in 2020 and 7 games in 2021.
- Self owns a 13-2 career record and nine saves in 112 1/3 innings of work.
- While he ranks among the top 10 in career relief appearances, he is also No. 6 all-time in total appearances at MSU.

Player (Seasons)	RA
1. Johnson, Van (1995-98)	115
2. Harden, Jon (1989-92)	110
3. Mitchell, Ross (2012-15)	100
4. Reed, Caleb (2009-12)	96
5. Polk, Scott (1995-99)	90
6. Self, Riley (2017-present)	86
7. Girodo, Chad (2010-13)	83
8. Tanksley, Scott (1993-95)	82
Intorcja, Trent (1983-86)	82
10. Martin, Mike (1986-88)	81
Holder, Jonathan (2012-14)	81

20K Club

- On Wednesday, March 3 in Pearl, Mississippi, the Bulldog pitching staff accomplished something that hadn't been done in 19 years: strike out 20 batters in a game.
- The MSU staff fanned 20 Golden Eagles, with **Houston Harding** (9), **Preston Johnson** (6), **Cam Tullar** (2) and **Stone Simmons** (5) combining to reach the mark.
- Prior to that, State last racked up 20 strikeouts exactly 19 years prior on March 3, 2002 against Jacksonville State. That day, **Joey Collums** (15) and **Jonathan Papelbon** (5) helped MSU reach the 20 K mark.

Streaking on the Mound

- On Saturday, March 12 the Mississippi State pitching staff closed out a 14-0 shutout of Eastern Michigan to mark its fourth straight shutout.
- State's four shutouts ran from March 7-12 and the overall scoreless innings streak spanned five games. It ultimately ended at 39 innings to set the school record for consecutive shutout innings.
- The streak included 65 strikeouts and just 21 base runners - only four of which reached third base.
- Only the 1909 team owned a longer streak, as that team shutout five straight opponents, and it is the 10th time in program history that an MSU pitching staff put together three-or-more straight shutouts:

Year	# of Games	Other
2021	4	36 IP, 61 K, 12 H, 6 BB 39 straight innings overall (school record) Includes no-hitter vs. Kent State (3/7)
1976	3	21 IP, 14 K, 9 H, 3 BB 29 straight innings overall
1973	3	23 IP
1972	3	27 IP
1971	3	21 IP, 22 K, 7 H, 1 BB 30 straight innings overall Includes no-hitter vs. Illinois Wesleyan (3/26-2)
1970	3	21 IP
1933	3	--
1918	3	--
1909	5	--
1907	3	--

Pitching Potables

Record By Starter

Pitcher	Starts	Team Record
Bednar, Will	11	8-3
Cerantola, Eric	4	2-2
Fristoe, Jackson	12	9-3
Koestler, Carlisle	2	2-0
MacLeod, Christian	14	11-3
Harding, Houston	5	3-2
Smith, Brandon	1	1-0
Smith, Cade	1	1-0
Stinnett, Parker	1	1-0
Tepper, Mikey	2	2-0

Starting Pitcher Run Support

Pitcher	Starts	Runs *	Runs Per Start
Bednar, Will	11	60	5.4
Cerantola, Eric	4	21	5.1
Fristoe, Jackson	12	89	7.4
Koestler, Carlisle	2	34	17.0
MacLeod, Christian	14	88	6.3
Harding, Houston	5	28	5.6
Smith, Brandon	1	7	7.0
Smith, Cade	1	10	10.0
Stinnett, Parker	1	6	6.0
Tepper, Mikey	2	37	18.5

* - Runs are based on total runs scored by the team in each pitchers starts, not just runs scored while the starting pitcher is in the game.



Going Yard

Below is a listing of all of the home runs for the 2021 season, including expanded data for those home runs hits at home.

Gm	Name	Inn.	On Base	Exit Velocity	Launch Angle	Distance
1	Hancock, Luke	4	--	--	--	--
1	Jordan, Rowdey	8	--	--	--	--
2	Jordan, Rowdey !	6	--	--	--	--
3	Hancock, Luke	6	1	--	--	--
4	James, Kamren	1	1	97	14	390 feet
6	Allen, Tanner	1	1	96	39	350 feet
6	James, Kamren !	6	--	99	27	392 feet
6	Hancock, Luke *	9	3	101	27	404 feet
7	James, Kamren	6	2	104	23	410 feet
11	James, Kamren	5	1	105	20	455 feet
12	Allen, Tanner	5	1	103	21	395 feet
15	Tanner, Logan *	9	2	105	22	405 feet
16	Tanner, Logan	3	--	101	29	388 feet
17	Hancock, Luke	4	1	101	22	357 feet
17	Hatcher, Josh	4	--	102	24	398 feet
17	Hancock, Luke !	6	--	96	28	379 feet
18	Skinner, Brayland	5	1	101	25	391 feet
23	James, Kamren !	3	--	106	23	433 feet
23	Allen, Tanner !	5	--	99	29	388 feet
24	Hancock, Luke !	6	--	99	34	389 feet
24	Tanner, Logan	6	--	105	19	374 feet
25	Jordan, Rowdey	6	--	95	27	353 feet
27	Hancock, Luke !	2	--	106	23	421 feet
27	Tanner, Logan !	4	--	97	28	318 feet
28	Jordan, Rowdey	5	2	102	33	370 feet
28	Cumbest, Brad	7	--	107	19	378 feet
28	Pimentel, Brandon	7	--	101	32	363 feet
29	Allen, Tanner	5	1	96	--	337 feet
29	James, Kamren	5	--	100	--	395 feet
30	James, Kamren	3	1	99	33	431 feet
30	Allen, Tanner	4	2	102	20	398 feet
30	Hatcher, Josh	6	--	107	22	390 feet
31	Tanner, Logan	8	2	107	26	437 feet
32	Jordan, Rowdey ^	1	--	101	36	381 feet
32	Forsythe, Lane	5	--	99	24	401 feet
32	Cumbest, Brad !	8	--	--	--	--
32	McDonald, Kyte	8	1	105	17	340 feet
32	Clark, Kellum	8	2	101	31	391 feet
33	James, Kamren !	4	--	107	23	391 feet
35	Jordan, Rowdey	5	--	97	38	374 feet
36	Tanner, Logan	1	2	104	25	412 feet
36	Leggett, Tanner	8	1	99	25	380 feet
38	Jordan, Rowdey ^	1	--	100	30	371 feet
38	Tanner, Logan	5	1	104	23	414 feet
39	Allen, Tanner	2	--	104	24	417 feet
40	Tanner, Logan	7	2	99	26	382 feet
40	Allen, Tanner !*	12	--	103	18	367 feet
42	Cumbest, Brad	2	1	103	22	410 feet
43	Tanner, Logan	5	1	--	--	--
43	Cumbest, Brad	5	1	--	--	--
45	Hancock, Luke	1	1	102	28	409 feet
45	Tanner, Logan	3	--	105	22	405 feet
45	Jordan, Rowdey	4	--	101	29	368 feet
46	Allen, Tanner !	5	--	102	24	391 feet
46	Jordan, Rowdey	6	--	97	34	391 feet
48	Clark, Kellum !	6	--	100	32	397 feet
49	Hancock, Luke !	4	--	100	18	358 feet
49	Tanner, Logan	4	--	105	25	417 feet
50	Hancock, Luke	1	1	105	18	365 feet
52	James, Kamren	2	--	--	--	--

60 total home run in 2021

! - Home run led off an inning | ^ - Leadoff home run (bottom/top 1st)

* - Walk-off home run

NOTE: Data not available for College Baseball Showdown or games at The Citadel.

The Last Time...

- SEC Tournament | % - NCAA Regional | ^ - NCAA Super Regional | \$ - College World Series

A MISSISSIPPI STATE TEAM...	
Won 15+ Consecutive Games	17 - February 15-March 8, 2013
Won 10+ Consecutive Games	14 - February 23-March 16, 2019
Won 10+ Consecutive SEC Games	12 - April 30-May 25, 2016
Won 5+ Consecutive SEC Games	5 - April 30-May 8, 2021
Lost 5+ Consecutive Games	6 - May 7-16, 2015
Lost 5+ Consecutive SEC Games	6 - May 7-16, 2015
Swept a Three-Game Series	Texas A&M; April 30-May 2, 2021
at Home	Texas A&M; April 30-May 2, 2021
on The Road	at Auburn; April 9-11, 2021
Swept a Non-Conference Three-Game Series	Eastern Michigan; March 12-14 2021
at Home	Eastern Michigan; March 12-14 2021
on The Road	at Hawaii-Hilo; 1985
Swept a Three-Game SEC Series	Texas A&M; April 30-May 2, 2021
at Home	Texas A&M; April 30-May 2, 2021
on The Road	at Auburn; April 9-11, 2021
Was Swept in a Three-Game Series	Arkansas; March 26-28, 2021
at Home	Arkansas; March 26-28, 2021
on The Road	at Arkansas; April 18-20, 2019
Was Swept in a Three-Game Non-Conference Series	at Southern Miss; February 16-18, 2018
at Home	Southeastern Louisiana; February 26-28, 2010
on The Road	at Southern Miss; February 16-18, 2018
Was Swept in a Three-Game SEC Series	Arkansas; March 26-28, 2021
at Home	Arkansas; March 26-28, 2021
on The Road	at Arkansas; April 18-20, 2019
Played An Extra-Inning Game	W, 8-7 (12 innings) - Texas A&M; April 30, 2021
Won An Extra-Inning Game	W, 8-7 (12 innings) - Texas A&M; April 30, 2021
Lost An Extra-Inning Game	L, 0-1 (10 innings) - Southern Miss; February 22, 2019
Played Consecutive Extra-Inning Games	May 4-5, 2018; at Alabama, W, 14-12 (10 innings) and L, 3-4 (10 innings)
Won Consecutive Games in Extra-Inning	May 10-11, 2014; Tennessee, W, 1-0 (10 innings) and W, 4-3 (12 innings)
Won on a Walk-Off	W, 8-7 (12 innings) - Texas A&M; April 30, 2021
Tanner Allen solo home run in the 12th inning	February 27-28, 2021; Tulane, W, 9-5 and W, 5-4
Luke Hancock grand slam in the ninth inning	
Tanner Allen two-RBI single in the ninth inning	

A MISSISSIPPI STATE OFFENSE...	
Scored 30+ Runs	32 - Jackson State; April 29, 1988
Scored 25+ Runs	27 - Alcorn State; April 20, 2010
Scored 20+ Runs	24 - South Carolina; May 16, 2019
Scored 15+ Runs	19 - UAB; April 20, 2021
Scored 10+ Runs In An Inning	12 - Arkansas State (8th); April 13, 2021
Scored 9+ Runs In An Inning	10 - at Auburn (1st); April 11, 2021
Scored 8+ Runs In An Inning	10 - at Auburn (1st); April 11, 2021
Had 30+ Hits	30 - Kentucky; April 30, 1989
Had 25+ Hits	26 - Little Rock; February 28, 1999
Had 20+ Hits	21 - South Carolina; May 16, 2019
Had 20+ Hits in Back-to-Back Games	Auburn (20, 21); March 23-24, 2019
Had 6+ Home Runs	6 - at UAB; March 18, 2008
Had 5+ Home Runs	5 - Arkansas State; April 13, 2021
Hit Back-To-Back Home Runs	4th Inning, Luke Hancock (Solo)/Logan Tanner (Solo) - Missouri; May 15, 2021
Hit Back-To-Back-To-Back Home Runs	8th Inning, Russ Sneed (2R HR)/Connor Powers (Solo)/Ryan Duffy (Solo) - Alabama; May 3, 2009
Had 3+ Triples	3 - Southern Cal; March 14, 2004
Had 8+ Doubles	8 - Auburn; March 24, 2019
Had 7+ Doubles	7 - UAB; April 20, 2021
Had 6+ Doubles	7 - UAB; April 20, 2021
Had 10+ Walks	11 - Texas A&M-1; May 1, 2021
Had 9+ Stolen Bases	10 - Arkansas-Pine Bluff; March 18, 2017
Had 8+ Stolen Bases	10 - Arkansas-Pine Bluff; March 18, 2017
Didn't Strikeout in a Game	Jackson State; February 26, 2019
Had Two or Fewer Strikeouts	2 - vs. Tennessee (7 innings); May 27, 2021
Was Shut Out	Ole Miss (0-9); April 17, 2021
at Home	Ole Miss (0-9); April 17, 2021
on The Road	at Long Beach State (0-4); February 28, 2020
Back-To-Back Games	Auburn (0-5, 0-4); March 27-28, 2015
Three-Straight Games	vs. Southern Miss (0-3); March 24, 2018 and Auburn (0-5, 0-4); March 27-28, 2015

A MISSISSIPPI STATE DEFENSE...	
Turned 5+ Double Plays	5 - San Diego; March 8, 2015
Turned 4+ Double Plays	5 - San Diego; March 8, 2015
Turned 3+ Double Plays	3 - Texas A&M-1; May 1, 2021
Turned A Triple Play	Auburn-Montgomery; March 9, 1991
Had 5+ Errors	5 - at Vanderbilt; March 18, 2011
Had 4+ Errors	4 - Missouri; May 15, 2021
Threw Out 3 Base Runners	3 - Logan Tanner; Tulane; February 26, 2021



MISSISSIPPI STATE PITCHING STAFF...

Threw a No-Hitter	Jackson Fristoe (6 IP), Landon Sims (1 IP), Mikey Tepper (1 2/3 IP), Cam Tullar (1/3 IP); Kent State, March 7, 2021
Held Opponent To 1 Hit	at Texas A&M; May 3, 2019
Held Opponent To 2 Hits	Eastern Michigan; March 13, 2021
NOTE: Jacksonville State (5/18/21) had just two hits in a five-inning, rain-shortened game	
Struck Out 20+ Batters	20 - vs. Southern Miss; March 3, 2021
Struck Out 15+ Batters	16 - at South Carolina; May 8, 2021
Did Not Issue A Walk	at Auburn; April 10, 2021
Shut Out An Opponent	at South Carolina (9-0); May 7, 2021
at Home	Eastern Michigan (14-0); March 12, 2021
on The Road	at South Carolina (9-0); May 7, 2021
Neutral Site Game	vs. Washington (1-0); June 16, 2018
Postseason Game	vs. Washington (1-0); June 16, 2018
Back-To-Back Shutouts	2021 (Kent State, March 7 [13-0]; Grambling, March 9 [10-0] and Louisiana-Lafayette, March 10 [4-0])
Three Straight Shutouts	2021 (Kent State, March 7 [13-0]; Grambling, March 9 [10-0] and Louisiana-Lafayette, March 10 [4-0]; Eastern Michigan, March 12 [14-0])
Four Straight Shutouts	2021 (Kent State, March 7 [13-0]; Grambling, March 9 [10-0] and Louisiana-Lafayette, March 10 [4-0]; Eastern Michigan, March 12 [14-0])
Shut Out An SEC Opponent	at South Carolina (9-0); May 7, 2021
at Home	Alabama (6-0); April 12, 2019
On The Road	at South Carolina (9-0); May 7, 2021
Neutral Site	vs. Georgia (3-0); May 24, 2017

A MISSISSIPPI STATE BATTER HAD...

Hit for the Cycle	Brad Freeman; South Alabama, February 17, 1998
Walk-Off Hit	Tanner Allen (solo HR); Texas A&M, April 30, 2021
8+ At-Bats	8 - Jordan Westburg, Tanner Allen & Rowdey Jordan vs. LSU, May 22, 2019
6+ Hits	6 - Adam Frazier; at Virginia, June 8, 2013
5+ Hits	5 - Tanner Allen; South Carolina, May 16, 2019
4+ Hits	4 - Tanner Allen; Texas A&M, April 30, 2021
2+ Hits In An Inning	Tanner Allen (1B, 3B; 1st inning); at Auburn, April 11, 2021
5+ Runs	5 - Jon Knott; Little Rock, February 28, 1999
4+ Runs	4 - Tanner Allen; at South Carolina, May 8, 2021
3+ Doubles	3 - Justin Foscoe; Georgia, April 26, 2019
2+ Triples	2 - C.T. Bradford; at Arizona, March 9, 2014
3+ Home Runs	3 - Brent Rooker; vs. Kentucky, April 8, 2017
2+ Home Runs	2 - Luke Hancock; Samford, March 16, 2021
Inside-The-Park Home Run	Cody Brown; vs. Kentucky, April 7, 2017
Pinch Hit Home Run	Kyte McDonald; Arkansas State, April 13, 2021
Leadoff Home Run (Top or bottom of 1st inning)	Rowdey Jordan (Bottom 1st); Arkansas State, April 13, 2021
Walk-Off Home Run	Tanner Allen (solo); Texas A&M, April 30, 2021
Hit a Grand Slam	Luke Hancock; Tulane, February 28, 2021
Multiple Grand Slams	Never
A Pinch Hit Grand Slam	Never
10+ RBIs	11 - Jason Nappi; at UAB, March 18, 2008
9+ RBIs	9 - Ryan Duffy; vs. Jackson State, April 6, 2010
8+ RBIs	8 - Brent Rooker; vs. Indiana State, February 24, 2017
7+ RBIs	7 - Jordan Westburg; vs. North Carolina, June 19, 2018
10+ Total Bases	13 - Brent Rooker; vs. Kentucky, April 8, 2017
4+ Walks	4 - Logan Tanner; Kent State, March 5, 2021
3+ Walks	3 - Kamren James & Rowdey Jordan; Texas A&M-1, May 1, 2021
4+ Stolen Bases	4 - Derrick Armstrong; vs. Michigan State, March 1, 2014
3+ Stolen Bases	3 - Tanner Leggett; Southern, April 6, 2021
Stole Home	Kamren James; Jackson State, February 24, 2021
4+ Hit By Pitches	4 - Rowdey Jordan; at Auburn, April 11, 2021
3+ Hit By Pitches	4 - Rowdey Jordan; at Auburn, April 11, 2021

A MISSISSIPPI STATE PITCHER HAD...

A Perfect Game	J.T. Peatross; Mississippi College (1-0), 1918
A No-Hitter	Jackson Fristoe (6 IP), Landon Sims (1 IP), Mikey Tepper (1 2/3 IP), Cam Tullar (1/3 IP); Kent State, March 7, 2021
A Complete Game No-Hitter	Gene Morgan (7 IP); at Hawaii-Hilo (2-0), April 6, 1985
A Complete Game (9 Inn.)	Jacob Billingsley; at Southern Miss (8-1), June 6, 2017
A Complete Game (7 Inn.)	JT Ginn; at Texas A&M-1 (0-1), May 4, 2019
Complete-Game 1-Hitter	Unknown
Complete-Game 2-Hitter	Ricky Bowen; vs. Ole Miss, March 16, 2008
Consecutive Complete Games	Dakota Hudson; 2016 (at Auburn (4-0), May 13 and Arkansas (7-0), May 19)
A Complete-Game Shutout	Dakota Hudson; vs. Arkansas (7-0), May 19, 2016
at Home	Dakota Hudson; vs. Arkansas (7-0), May 19, 2016
on The Road	Dakota Hudson; at Auburn (4-0), May 13, 2016
SEC Game	Dakota Hudson; vs. Arkansas (7-0), May 19, 2016
as a Freshman	Scott Tanksley; vs. Mississippi College (6-0), April 20, 1993
Postseason Game	B.J. Wallace; vs. Nicholls State (1-0), May 21, 1992
17+ Strikeouts	17 - Chris Stratton; at LSU, March 16, 2012
15+ Strikeouts	15 - Ethan Small; Alabama, April 14, 2019
10+ Strikeouts	13 - Will Bednar; at South Carolina, May 8, 2021
Recorded Two Saves In One Day	Trevor Fitts; vs. Marshall and Alabama A&M, February 22, 2015

Hit It Hard

Top 10 Exit Velocities

Below is a listing of the top-10 hardest hit balls by MSU in 2021.

Exit Velocity	Name	Opponent	Result
111.43	Tanner, Logan	at South Carolina (5/7)	Single
111.22	Tanner, Logan	Tulane (2/27)	Single
111.21	Cumbest, Brad	Southern (4/6)	Single
110.38	Jordan, Rowdey	at Auburn (4/9)	Error
109.61	Allen, Tanner	Ole Miss (4/18)	Triple
109.47	James, Kamren	Tulane (2/27)	Ground Out
109.11	Allen, Tanner	Kent State (3/7)	Line Out
108.92	Jordan, Rowdey	Samford (3/16)	Double
108.91	Tanner, Logan	at Vanderbilt (4/250)	Ground Out
108.79	Cumbest, Brad	at Vanderbilt (4/25)	Single

NOTE: Data not available for College Baseball Showdown.

Individual Exit Velocities

Below is a listing of each MSU student-athlete's average and top exit velocity of the 2021 season.

Name	Top EV	Average EV
Allen, Tanner	109.61	92.13
Clark, Kellum	108.34	89.11
Cumbest, Brad	111.21	93.50
Dubrule, Scotty	102.94	86.04
Forsythe, Lane	103.70	87.44
Garner, Kace	95.28	87.84
Hancock, Luke	107.16	89.23
Hatcher, Josh	107.43	87.40
James, Kamren	109.47	87.76
Jordan, Rowdey	110.38	89.62
Leggett, Tanner	103.96	84.71
McDonald, Kyte	104.98	88.00
McGowan, Drew	106.08	79.91
Pimentel, Brandon	102.71	89.50
Skinner, Brayland	106.77	89.64
Tanner, Logan	111.44	89.57

NOTE: Data not available for College Baseball Showdown.

Barrel Count

Below is a listing of each MSU student-athlete's total barreled balls in 2021.

Name	2021 Barrels	2020 Barrels
Allen, Tanner	28	1
Clark, Kellum	11	--
Cumbest, Brad	4	1
Dubrule, Scotty	3	--
Forsythe, Lane	7	--
Garner, Kace	1	--
Hancock, Luke	19	--
Hatcher, Josh	15	8
James, Kamren	23	6
Jordan, Rowdey	17	3
Leggett, Tanner	4	--
McDonald, Kyte	5	--
McGowan, Drew	--	--
Pimentel, Brandon	1	4
Skinner, Brayland	3	--
Tanner, Logan	18	2

NOTE: A barreled ball is 98-plus exit velocity and a 10-35 degree launch angle. Barreled balls include all balls put in play ... Data not available for College Baseball Showdown.



Season Statistics

Record: 40-15 Home: 25-8 Away: 12-4 Neutral: 3-3 SEC: 20-10

Player	avg	gp-gs	ab	r	h	2b	3b	hr	rbi	tb	slg%	bb	hp	so	gdp	ob%	sf	sh	sb-att	po	a	e	fld%
5 Allen, Tanner	.384	54-54	211	55	81	14	5	8	54	129	.611	17	13	28	4	.455	3	0	8-11	68	5	0	1.000
4 Jordan, Rowdey	.314	55-55	207	57	65	15	3	9	38	113	.546	28	16	33	3	.427	4	0	7-8	96	2	2	.980
19 Tanner, Logan	.287	54-53	195	36	56	10	0	11	40	99	.508	30	0	36	6	.381	1	0	0-1	554	23	3	.995
3 Dubrulle, Scotty	.287	54-48	178	36	51	6	0	0	22	57	.320	27	1	23	3	.383	0	3	5-9	79	97	3	.983
20 Hancock, Luke	.267	55-55	187	35	50	4	0	10	52	84	.449	36	7	13	7	.394	6	0	3-3	188	14	1	.995
6 James, Kamren	.263	54-54	198	36	52	10	0	9	48	89	.449	23	6	45	2	.348	6	0	15-16	27	58	13	.867

25 McDonald, Kyte	.389	12-1	18	5	7	4	0	1	6	14	.778	1	0	2	0	.421	0	0	0-0	0	0	0	.000
33 Cumbest, Brad	.329	37-21	76	16	25	5	1	4	15	44	.579	8	2	22	1	.398	2	0	2-2	27	1	2	.933
50 Pimentel, Brandon	.286	10-1	14	3	4	0	0	1	6	7	.500	3	0	6	1	.412	0	0	0-0	19	2	0	1.000
9 Jordan, Landon	.281	12-9	32	2	9	2	0	0	5	11	.344	6	1	8	1	.410	0	1	2-2	3	13	0	1.000
43 Forsythe, Lane	.253	46-45	146	28	37	5	0	1	17	45	.308	19	3	44	1	.347	2	3	1-1	45	90	13	.912
11 Clark, Kellum	.250	20-13	48	14	12	3	1	2	7	23	.479	7	2	11	1	.368	0	0	1-1	10	1	1	.917
12 Meche, Davis	.250	10-0	12	4	3	1	0	0	1	4	.333	2	1	4	0	.400	0	0	0-0	2	7	0	1.000
31 Leggett, Tanner	.228	38-19	79	17	18	4	0	1	9	25	.316	9	3	25	3	.326	1	4	5-7	23	35	7	.892
36 Skinner, Brayland	.215	40-20	79	15	17	3	1	1	10	25	.316	10	4	20	1	.333	0	0	5-6	37	1	0	1.000
8 McGowan, Drew	.212	24-8	33	6	7	2	0	0	7	9	.273	8	1	3	1	.364	2	0	2-3	12	1	0	1.000
10 Hatcher, Josh	.190	48-39	142	15	27	8	0	2	12	41	.289	8	3	29	3	.248	0	1	5-6	232	23	3	.988
44 Garner, Kace	.154	11-0	13	4	2	1	0	0	3	3	.231	3	0	3	0	.313	0	0	0-0	19	0	0	1.000
Totals	.280	55	1868	384	523	97	11	60	352	822	.440	245	63	355	38	.377	27	12	61-76	1466	413	55	.972
Opponents	.221	55	1831	240	404	61	5	52	217	631	.345	214	39	673	25	.314	11	12	29-47	1403	521	68	.966

LOB - Team (430), Opp (401). DPs turned - Team (38), Opp (44). CI - Team (0), Opp (2). IBB - Team (5), James 1, Hatcher 1, Clark 1, Hancock 1, Allen 1, Opp (6). Picked off - Jordan, R. 1.

(All games Sorted by Earned run avg)

Player	era	w-l	app	gs	cg	sho	sv	ip	h	r	er	bb	so	2b	3b	hr	b/avg	wp	hp	bk	sfa	sha
24 Bednar, Will	3.23	6-1	14	11	0	0/3	0	64.0	54	25	23	17	101	9	1	8	.228	2	4	1	2	1
28 MacLeod, Christian	3.60	5-4	15	15	0	0/2	0	70.0	62	34	28	24	94	6	0	13	.233	5	3	0	1	2

38 Alford, Kole	0.00	0-0	1	0	0	0/0	0	0.1	1	0	0	1	1	0	0	0	.500	0	0	0	0	0
18 Patrick, Chase	0.79	0-0	15	0	0	0/0	0	11.1	9	1	1	4	8	0	0	1	.237	4	1	0	0	1
51 Carmouche, Dylan	1.23	1-0	9	0	0	0/1	0	7.1	6	2	1	3	11	1	0	0	.222	1	1	0	1	0
23 Sims, Landon	1.45	3-0	18	0	0	0/3	8	37.1	20	6	6	13	74	5	0	0	.153	2	0	0	0	1
32 Stinnett, Parker	1.65	1-0	14	1	0	0/2	1	16.1	5	3	3	13	27	2	0	0	.091	7	4	1	0	0
48 Harding, Houston	2.64	6-2	17	5	0	0/1	0	44.1	37	17	13	13	45	7	0	5	.224	4	2	1	0	2
15 Smith, Cade	3.48	2-0	6	1	0	0/0	0	10.1	6	5	4	6	14	1	0	1	.158	0	1	0	0	0
17 Simmons, Stone	3.74	1-1	16	0	0	0/0	2	21.2	17	11	9	6	26	3	0	0	.210	1	1	0	0	1
29 Koestler, Carlisle	4.12	3-0	11	2	0	0/0	0	19.2	20	9	9	7	23	3	0	2	.260	3	3	0	1	1
7 Smith, Brandon	4.31	4-3	17	2	0	0/2	1	31.1	30	20	15	8	36	5	0	4	.238	4	1	0	1	1
35 Johnson, Preston	4.50	2-0	16	0	0	0/3	0	20.0	15	12	10	10	34	0	0	2	.211	0	3	0	1	0
2 Hunt, KC	4.85	0-0	13	0	0	0/2	0	13.0	14	9	7	7	14	2	0	1	.280	8	2	0	1	0
39 Tepper, Mikey	5.25	2-0	11	2	0	0/1	0	12.0	8	8	7	9	14	2	0	1	.174	6	0	2	0	0
27 Fristoe, Jackson	5.29	3-3	14	12	0	0/1	0	47.2	39	29	28	34	67	4	3	8	.219	5	3	1	0	1
14 Self, Riley	5.40	0-0	7	0	0	0/2	0	5.0	9	4	3	4	7	1	0	0	.375	0	0	0	0	0
37 Cerantola, Eric	5.71	0-1	10	4	0	0/0	0	17.1	13	11	11	11	24	0	1	2	.206	4	6	0	0	0
40 Forrester, Jaxen	6.00	0-0	3	0	0	0/1	0	3.0	2	2	2	2	1	1	0	0	.200	2	0	0	1	0
45 Tullar, Cam	6.63	0-0	21	0	0	0/1	1	19.0	22	14	14	10	25	5	0	1	.289	2	1	0	2	1
26 Lovett, Xavier	6.75	0-0	6	0	0	0/1	0	4.0	3	4	3	2	1	2	0	0	.188	1	1	0	0	0
55 Price, Spencer	7.36	1-0	9	0	0	0/1	0	7.1	5	6	6	5	13	0	0	2	.179	2	1	0	0	0
47 Talley, Drew	9.00	0-0	4	0	0	0/1	0	3.0	5	4	3	1	7	2	0	0	.357	0	0	0	0	0
13 Rokose, Davis	10.80	0-0	4	0	0	0/0	0	3.1	2	4	4	4	6	0	0	1	.167	0	1	0	0	0
Totals	3.87	40-15	55	55	0	7/7	13	488.2	404	240	210	214	673	61	5	52	.221	63	39	6	11	12
Opponents	6.50	15-40	55	55	3	1/0	6	467.2	523	384	338	245	355	97	11	60	.280	56	63	6	27	12

PB - Team (3), Tanner 2, Hancock 1, Opp (8). Pickoffs - Team (2), Harding 1, Patrick 1, Opp (1). SBA/ATT - Tanner (23-33), MacLeod (6-12), Bednar (7-9), Hancock (6-7), Patrick (0-3), Fristoe (1-3), Tepper (3-3), Harding (2-3), Cerantola (2-2), Johnson (2-2), Self (0-1), Hunt (0-1), Tullar (0-1), Talley (0-1), Stinnett (1-1), Smith, C. (1-1), Price (1-1), Sims (1-1),

Southeastern Conference Statistics

Record: 20-10 Home: 9-6 Away: 11-4 SEC: 20-10

Player	avg	gp-gs	ab	r	h	2b	3b	hr	rbi	tb	slg%	bb	hp	so	gdp	ob%	sf	sh	sb-att	po	a	e	fld%
5 Allen, Tanner	.411	30-30	124	27	51	8	5	6	34	87	.702	8	9	13	3	.472	3	0	2-5	39	1	0	1.000
4 Jordan, Rowdey	.333	30-30	117	34	39	8	1	5	18	64	.547	19	11	17	3	.469	0	0	3-3	62	1	1	.984
19 Tanner, Logan	.274	30-30	117	19	32	7	0	7	20	60	.513	16	0	22	3	.361	0	0	0-0	346	12	2	.994
3 Dubrule, Scotty	.260	29-25	96	14	25	2	0	0	7	27	.281	11	1	14	1	.343	0	1	2-4	48	49	0	1.000
6 James, Kamren	.257	30-30	113	18	29	5	0	5	23	49	.434	18	2	27	2	.360	3	0	4-5	12	29	5	.891
20 Hancock, Luke	.239	30-30	109	16	26	1	0	4	24	39	.358	15	4	9	3	.338	5	0	1-1	83	7	1	.989
43 Forsythe, Lane	.204	30-30	103	13	21	2	0	0	9	23	.223	9	2	37	0	.276	2	3	0-0	36	65	11	.902

11 Clark, Kellum	.300	10-7	30	8	9	2	1	1	3	16	.533	2	1	8	0	.364	0	0	1-1	6	0	1	.857
33 Cumbest, Brad	.268	16-10	41	4	11	3	0	1	6	17	.415	4	0	10	1	.326	1	0	1-1	13	0	1	.929
36 Skinner, Brayland	.197	26-17	61	9	12	3	0	1	7	18	.295	8	3	17	1	.319	0	0	5-6	31	1	0	1.000
31 Leggett, Tanner	.180	22-13	50	7	9	3	0	0	6	12	.240	3	3	20	1	.263	1	3	0-1	16	25	5	.891
10 Hatcher, Josh	.145	25-18	69	5	10	3	0	1	4	16	.232	1	0	17	1	.157	0	1	0-1	103	13	1	.991
50 Pimentel, Brandon	.000	1-0	2	0	0	0	0	0	0	0	.000	0	0	1	1	.000	0	0	0-0	3	0	0	1.000
25 McDonald, Kyte	.000	2-0	2	0	0	0	0	0	0	0	.000	0	0	1	0	.000	0	0	0-0	0	0	0	.000
12 Meche, Davis	.000	1-0	1	0	0	0	0	0	0	0	.000	0	0	0	0	.000	0	0	0-0	1	1	0	1.000
8 McGowan, Drew	.000	3-0	0	0	0	0	0	0	0	0	.000	0	0	0	0	.000	0	0	0-0	0	0	0	.000
44 Garner, Kace	.000	1-0	0	0	0	0	0	0	0	0	.000	0	0	0	0	.000	0	0	0-0	1	0	0	1.000
Totals	.265	30	1035	174	274	47	7	31	161	428	.414	114	36	213	20	.353	15	8	19-28	814	229	30	.972
Opponents	.231	30	1025	146	237	32	3	35	132	380	.371	127	14	355	18	.322	7	10	14-21	798	268	28	.974

LOB - Team (237), Opp (223). DPs turned - Team (26), Opp (24). CI - Team (0), Opp (1). IBB - Team (4), James 1, Hancock 1, Clark 1, Allen 1, Opp (5). Picked off - Jordan, R. 1.

(SEC games only Sorted by Earned run avg)

Player	era	w-l	app	gs	cg	sho	sv	ip	h	r	er	bb	so	2b	3b	hr	b/avg	wp	hp	bk	sfa	sha
24 Bednar, Will	3.27	6-1	10	10	0	0/2	0	55.0	47	22	20	16	83	7	1	8	.229	2	3	1	2	1
28 MacLeod, Christian	3.51	4-2	10	10	0	0/1	0	51.1	43	22	20	17	62	4	0	8	.223	2	1	0	1	1

14 Self, Riley	0.00	0-0	1	0	0	0/0	0	0.1	0	0	0	1	0	0	0	0	.000	0	0	0	0	0
55 Price, Spencer	0.00	0-0	1	0	0	0/0	0	0.1	0	0	0	0	0	0	0	0	.000	0	0	0	0	0
23 Sims, Landon	0.36	2-0	12	0	0	0/1	7	25.1	9	1	1	9	43	1	0	0	.108	2	0	0	0	1
18 Patrick, Chase	1.59	0-0	8	0	0	0/0	0	5.2	5	1	1	4	3	0	0	1	.278	2	0	0	0	1
32 Stinnett, Parker	2.89	0-0	8	0	0	0/0	1	9.1	4	3	3	8	12	2	0	0	.125	6	2	0	0	0
17 Simmons, Stone	3.86	0-1	9	0	0	0/0	1	14.0	12	8	6	5	18	1	0	0	.222	1	1	0	0	1
48 Harding, Houston	4.01	4-1	11	1	0	0/0	0	24.2	24	14	11	8	18	2	0	4	.253	1	2	0	0	2
7 Smith, Brandon	4.70	1-2	10	0	0	0/1	1	15.1	18	13	8	4	19	4	0	3	.269	2	1	0	0	1
45 Tullar, Cam	5.06	0-0	12	0	0	0/0	1	10.2	13	6	6	3	15	3	0	0	.295	2	1	0	2	0
37 Cerantola, Eric	6.00	0-0	3	1	0	0/0	0	3.0	0	2	2	3	2	0	0	0	.000	2	1	0	0	0
35 Johnson, Preston	6.08	2-0	11	0	0	0/2	0	13.1	12	11	9	8	20	0	0	2	.245	0	1	0	0	0
51 Carmouche, Dylan	6.75	0-0	2	0	0	0/0	0	1.1	3	2	1	1	2	1	0	0	.429	1	0	0	1	0
27 Fristoe, Jackson	7.58	1-3	9	8	0	0/0	0	29.2	31	26	25	28	44	4	2	5	.265	5	1	1	0	1
29 Koestler, Carlisle	9.00	0-0	3	0	0	0/0	0	4.0	6	4	4	2	4	1	0	1	.375	0	0	0	1	1
15 Smith, Cade	9.00	0-0	1	0	0	0/0	0	2.0	2	2	2	2	3	0	0	1	.250	0	0	0	0	0
2 Hunt, KC	9.00	0-0	2	0	0	0/1	0	2.0	2	2	2	3	3	0	0	1	.250	0	0	0	0	0
39 Tepper, Mikey	15.75	0-0	5	0	0	0/0	0	4.0	6	7	7	5	4	2	0	1	.333	3	0	1	0	0
Totals	4.25	20-10	30	30	0	3/3	11	271.1	237	146	128	127	355	32	3	35	.231	31	14	3	7	10
Opponents	5.18	10-20	30	30	2	1/0	5	266.0	274	174	153	114	213	47	7	31	.265	26	36	1	15	8

PB - Team (2), Tanner 1, Hancock 1, Opp (3). Pickoffs - Team (0), Opp (1). SBA/ATT - Tanner (13-18), MacLeod (3-6), Bednar (5-5), Patrick (0-2), Fristoe (1-2), Stinnett (1-1), Johnson (1-1), Cerantola (1-1), Simmons (1-1), Hancock (1-1), Tullar (0-1), Carmouche (1-1).



Last 10 Games Statistics

Record: 5-5 Home: 2-2 Away: 3-1 Neutral: 0-2 SEC: 4-3

Player	avg	gp-gs	ab	r	h	2b	3b	hr	rbi	tb	slg%	bb	hp	so	gdp	ob%	sf	sh	sb-att	po	a	e	fld%
5 Allen, Tanner	.390	10-10	41	6	16	4	1	1	9	25	.610	3	0	2	1	.422	1	0	0-0	8	0	0	1.000
3 Dubrule, Scotty	.316	10-10	38	4	12	0	0	0	2	12	.316	3	0	5	1	.366	0	0	1-1	15	23	1	.974
19 Tanner, Logan	.306	10-10	36	4	11	0	0	1	3	14	.389	6	0	3	1	.405	0	0	0-0	96	2	1	.990
4 Jordan, Rowdey	.282	10-10	39	6	11	4	0	1	8	18	.462	4	3	9	0	.391	0	0	1-1	25	0	0	1.000
11 Clark, Kellum	.265	10-10	34	8	9	2	1	1	3	16	.471	3	0	6	1	.324	0	0	1-1	7	1	1	.889
20 Hancock, Luke	.257	10-10	35	5	9	0	0	2	9	15	.429	4	1	1	1	.341	1	0	0-0	64	3	0	1.000
43 Forsythe, Lane	.156	10-10	32	6	5	1	0	0	3	6	.188	3	1	8	0	.250	0	1	0-0	12	20	4	.889
6 James, Kamren	.135	10-10	37	3	5	1	0	1	4	9	.243	3	0	8	1	.195	1	0	1-1	1	5	0	1.000

10 Hatcher, Josh	.333	4-0	3	0	1	0	0	0	0	1	.333	0	0	0	0	.333	0	0	0-0	7	3	0	1.000
36 Skinner, Brayland	.273	8-2	11	2	3	1	0	0	0	4	.364	1	0	2	0	.333	0	0	1-1	8	0	0	1.000
31 Leggett, Tanner	.188	8-5	16	4	3	2	0	0	3	5	.313	1	0	5	0	.222	1	2	0-0	3	10	4	.765
33 Cumbest, Brad	.125	5-3	8	1	1	1	0	0	1	2	.250	1	1	1	0	.273	1	0	0-0	2	1	1	.750
Totals	.261	10	330	49	86	16	2	7	45	127	.385	32	6	50	6	.332	5	3	5-5	251	77	13	.962
Opponents	.281	10	338	62	95	13	0	9	56	135	.399	45	9	96	4	.377	3	5	9-12	249	88	10	.971

LOB - Team (78), Opp (87). DPs turned - Team (4), Opp (6). IBB - Team (2), Clark 1, Allen 1, Opp (3).

(Last 10 Games Sorted by Earned run avg)

Player	era	w-l	app	gs	cg	sho	sv	ip	h	r	er	bb	so	2b	3b	hr	b/avg	wp	hp	bk	sfa	sha
24 Bednar, Will	3.00	1-0	3	2	0	0/1	0	15.0	15	6	5	5	21	2	0	0	.254	0	0	1	1	0
28 MacLeod, Christian	5.79	1-1	3	3	0	0/0	0	14.0	16	10	9	4	15	1	0	3	.291	1	1	0	0	1

18 Patrick, Chase	0.00	0-0	1	0	0	0/0	0	1.2	0	0	0	3	2	0	0	0	.000	1	0	0	0	0
37 Cerantola, Eric	0.00	0-0	2	0	0	0/0	0	1.2	1	0	0	1	1	0	0	0	.167	0	0	0	0	0
55 Price, Spencer	0.00	0-0	1	0	0	0/0	0	0.1	0	0	0	0	1	0	0	0	.000	0	0	0	0	0
17 Simmons, Stone	1.50	0-1	4	0	0	0/0	0	6.0	4	3	1	1	6	0	0	0	.182	0	1	0	0	1
32 Stinnett, Parker	1.93	1-0	3	1	0	0/0	0	4.2	2	1	1	7	7	0	0	0	.125	1	2	0	0	0
48 Harding, Houston	3.72	1-1	3	1	0	0/0	0	9.2	10	6	4	3	1	1	0	1	.256	0	2	0	0	1
15 Smith, Cade	4.50	0-0	2	0	0	0/0	0	4.0	2	2	2	3	3	0	0	1	.133	0	0	0	0	0
29 Koestler, Carlisle	5.40	0-0	1	0	0	0/0	0	1.2	2	1	1	0	1	1	0	0	.286	0	1	0	0	0
23 Sims, Landon	6.75	0-0	4	0	0	0/0	2	5.1	7	4	4	3	11	1	0	0	.304	0	0	0	0	0
35 Johnson, Preston	6.75	1-0	4	0	0	0/0	0	2.2	4	3	2	2	7	0	0	1	.333	0	0	0	0	0
27 Fristoe, Jackson	7.50	0-0	3	2	0	0/0	0	6.0	3	5	5	7	6	0	0	1	.150	2	1	0	0	1
7 Smith, Brandon	10.29	0-2	4	1	0	0/1	0	7.0	13	8	8	2	9	3	0	1	.394	2	0	0	1	0
2 Hunt, KC	18.00	0-0	1	0	0	0/0	0	1.0	5	4	2	0	0	1	0	0	.714	0	0	0	1	0
45 Tullar, Cam	23.62	0-0	4	0	0	0/0	0	2.2	10	7	7	3	4	3	0	0	.588	0	1	0	0	1
39 Tepper, Mikey	54.00	0-0	1	0	0	0/0	0	0.1	1	2	2	1	1	0	0	1	.500	1	0	0	0	0
Totals	5.70	5-5	10	10	0	1/1	2	83.2	95	62	53	45	96	13	0	9	.281	8	9	1	3	5
Opponents	4.66	5-5	10	10	1	0/0	0	83.0	86	49	43	32	50	16	2	7	.261	9	6	1	5	3

PB - Team (1), Tanner 1, Opp (2). SBA/ATT - Tanner (9-10), MacLeod (3-5), Bednar (3-3), Fristoe (1-1), Smith, C. (1-1), Simmons (1-1), Patrick (0-1).

Team Game-by-Game (Hitting)

Date	Opponent	ab	r	h	rbi	2b	3b	hr	tb	bb	ibb	sb	cs	hbp	sac	sf	gdp	k	po	a	e	lob	avg
Feb 20	vs Texas	40	8	12	7	1	0	2	19	5	0	1	0	0	0	0	0	10	27	2	0	10	.300
Feb 21	vs TCU	33	2	7	2	1	0	1	11	2	0	0	0	0	0	0	2	11	27	9	2	6	.260
Feb 22	vs Texas Tech	37	11	12	10	1	1	1	18	6	0	0	1	0	0	0	1	5	27	8	0	5	.282
Feb 24	JACKSON STATE	33	7	10	5	3	0	1	16	7	0	5	0	2	0	0	1	3	27	14	3	11	.287
Feb 26	TULANE	34	3	6	2	3	0	0	9	2	0	1	0	1	0	0	0	6	27	6	4	7	.266
Feb 27	TULANE	34	9	10	9	0	0	3	19	7	1	1	0	0	0	0	1	4	27	10	0	9	.270
Feb 28	TULANE	32	5	7	5	2	0	1	12	7	0	1	0	0	0	0	1	10	27	5	3	8	.263
Mar 03	vs Southern Miss	30	4	9	4	1	1	0	12	5	0	1	0	0	1	1	2	5	27	4	2	9	.267
Mar 05	KENT STATE	29	8	6	8	0	1	0	8	9	0	6	1	3	0	0	0	6	27	7	1	9	.262
Mar 06	KENT STATE	34	5	10	5	3	0	0	13	4	0	0	0	0	1	0	1	5	27	13	1	7	.265
Mar 07	KENT STATE	37	13	16	12	2	0	1	21	6	0	1	0	2	0	1	1	6	27	4	1	9	.282
Mar 09	GRAMBLING	32	10	11	10	2	0	1	16	8	0	0	0	2	1	1	2	4	27	7	0	10	.286
Mar 10	LOUISIANA	25	4	4	2	1	0	0	5	3	0	1	1	1	0	2	0	8	27	7	0	3	.279
Mar 12	EASTERN MICHIGAN	37	14	14	14	7	0	0	21	10	0	4	0	0	0	1	0	8	27	4	0	10	.287
Mar 13	EASTERN MICHIGAN	28	4	4	4	0	0	1	7	3	0	1	0	2	0	0	2	4	27	12	0	5	.279
Mar 14	EASTERN MICHIGAN	32	4	8	4	1	0	1	12	1	0	0	1	3	0	0	0	2	27	5	1	8	.277
Mar 16	SAMFORD	33	10	10	10	1	0	3	20	8	0	2	1	1	0	0	0	7	27	15	1	8	.279
*Mar 19	at LSU	37	6	11	6	2	0	1	16	2	1	1	0	2	0	0	1	4	27	8	1	8	.280
*Mar 20	at LSU	28	3	4	3	1	0	0	5	5	0	0	2	0	1	1	0	5	27	6	1	5	.274
*Mar 21	at LSU	31	3	6	3	2	0	0	8	2	0	1	0	1	0	1	1	7	24	9	0	5	.270
Mar 24	NORTH ALABAMA	41	18	14	14	1	1	0	17	10	0	3	0	2	0	0	0	9	27	4	0	11	.274
*Mar 26	ARKANSAS	30	2	4	2	0	0	0	4	5	0	0	0	2	0	0	1	5	27	5	1	8	.268
*Mar 27	ARKANSAS	36	5	10	5	3	0	2	19	2	0	0	0	1	0	0	2	12	27	8	2	7	.269
*Mar 28	ARKANSAS	37	4	13	4	1	0	2	20	2	0	0	1	1	0	0	2	7	27	5	1	9	.273
*Apr 01	KENTUCKY	29	8	6	8	2	0	1	11	7	0	1	0	4	1	2	0	8	27	5	1	11	.270
*Apr 02	KENTUCKY	28	3	6	3	0	0	0	6	1	0	0	0	2	0	2	0	5	27	9	1	6	.268
*Apr 03	KENTUCKY	30	4	7	4	1	1	2	16	0	0	1	0	3	0	1	0	5	27	10	1	6	.267
Apr 06	SOUTHERN	42	15	16	11	4	0	3	29	5	0	7	0	1	0	0	0	7	27	4	0	9	.272
*Apr 09	at Auburn	35	6	8	5	3	0	2	17	3	0	2	0	1	1	0	1	9	27	6	2	7	.271
*Apr 10	at Auburn	35	7	11	7	1	0	3	21	3	0	1	0	1	0	0	1	6	27	7	0	5	.272
*Apr 11	at Auburn	42	19	17	16	2	1	1	24	9	0	1	0	5	0	0	2	4	27	8	0	10	.278
Apr 13	ARKANSAS STATE	38	18	15	15	3	0	5	33	7	0	1	1	2	0	1	0	3	27	6	1	6	.282
*Apr 16	OLE MISS	30	5	7	5	2	1	1	14	0	0	0	0	0	0	2	0	9	27	9	2	3	.280
*Apr 17	OLE MISS	27	0	1	0	0	0	0	1	2	0	0	0	0	0	0	0	12	27	8	0	2	.275
*Apr 18	OLE MISS	36	7	12	7	1	1	1	18	2	0	1	0	1	0	0	0	6	27	11	2	8	.276
Apr 20	UAB	41	19	17	19	7	0	2	30	4	0	5	0	2	0	2	0	4	27	6	1	6	.281
*Apr 23	at Vanderbilt	31	2	3	2	1	0	0	4	0	0	0	0	1	0	0	0	8	24	8	0	3	.277
*Apr 24	at Vanderbilt	36	7	10	7	3	0	2	19	5	0	1	1	1	0	0	0	12	27	3	0	9	.277
*Apr 25	at Vanderbilt	32	4	7	4	2	0	1	12	7	0	0	0	0	0	0	2	9	24	6	2	8	.275
*Apr 30	TEXAS A&M	47	8	14	8	2	0	2	22	5	0	1	0	3	0	1	0	15	36	6	2	15	.276
*May 01	TEXAS A&M	26	3	6	1	0	0	0	6	11	1	0	2	1	1	1	1	4	27	15	0	13	.275
*May 01	TEXAS A&M	41	10	17	10	1	0	1	21	4	0	1	1	0	0	0	1	3	27	5	0	11	.279
May 05	at The Citadel	38	10	13	10	3	0	2	22	6	0	1	0	1	1	2	1	7	27	10	0	11	.281
*May 07	at South Carolina	37	9	12	7	3	0	0	15	6	0	0	0	1	0	0	1	8	27	12	0	8	.282
*May 08	at South Carolina	37	9	14	8	1	1	3	26	5	0	2	2	1	1	0	1	8	27	5	2	8	.284
*May 09	at South Carolina	41	3	9	3	1	1	2	18	6	2	2	0	1	0	1	0	9	31	9	1	13	.282
*May 13	MISSOURI	31	5	7	4	1	0	0	8	6	0	0	0	0	0	0	0	6	27	5	2	8	.281
*May 14	MISSOURI	36	6	9	6	2	1	1	16	5	0	1	0	1	0	0	1	5	27	11	1	9	.281
*May 15	MISSOURI	42	8	16	7	3	0	2	25	2	0	0	0	0	0	1	0	5	27	13	4	10	.283
May 18	JACKSONVILLE STATE	17	6	6	6	1	0	1	10	4	0	0	0	0	0	1	0	4	15	6	2	4	.284
*May 20	at Alabama	34	4	7	4	2	0	0	9	2	0	1	0	0	2	0	0	7	27	2	0	7	.282
*May 21	at Alabama	34	7	8	7	4	0	1	15	3	0	1	0	1	0	2	0	3	27	4	0	6	.281
*May 22	at Alabama	39	7	12	5	0	0	0	12	2	0	0	0	1	1	0	2	7	27	11	1	9	.282
May 26	vs Florida	26	1	4	1	1	0	0	5	0	0	0	0	1	0	0	1	2	21	8	2	5	.280
May 27	vs Tennessee	30	2	8	2	1	0	0	9	2	0	0	0	1	0	0	2	2	22	8	0	7	.280
Totals		1868	384	523	352	97	11	60	822	245	5	61	15	63	12	27	38	355	1466	413	55	430	.280



Team Game-by-Game (Pitching)

Date	Opponent	ip	h	r	er	bb	so	2b	3b	hr	wp	bk	hbp	dp	ibb	score	w-l	sv	era
Feb 20	vs Texas	9.0	9	3	3	1	18	2	0	1	0	0	0	0	0	8-3	1-0	0	3.00
Feb 21	vs TCU	9.0	4	3	2	7	8	2	0	0	3	0	0	1	0	2-3	1-1	0	2.50
Feb 22	vs Texas Tech	9.0	6	5	5	10	15	1	0	0	2	0	4	1	0	11-5	2-1	0	3.33
Feb 24	JACKSON STATE	9.0	2	3	2	1	7	0	0	0	4	0	1	0	0	7-3	3-1	0	3.00
Feb 26	TULANE	9.0	8	7	2	5	14	1	0	1	2	0	2	0	0	3-7	3-2	0	2.80
Feb 27	TULANE	9.0	10	5	5	5	15	1	0	1	0	0	2	0	0	9-5	4-2	0	3.17
Feb 28	TULANE	9.0	12	4	4	2	14	1	1	3	1	0	0	2	1	5-4	5-2	0	3.29
Mar 03	vs Southern Miss	9.0	3	1	1	3	20	1	0	0	1	0	0	0	0	4-1	6-2	1	3.00
Mar 05	KENT STATE	9.0	4	3	2	4	15	0	0	1	1	0	0	1	0	8-3	7-2	1	2.89
Mar 06	KENT STATE	9.0	13	9	8	6	11	2	0	1	1	0	1	2	0	5-9	7-3	1	3.40
Mar 07	KENT STATE	9.0	0	0	0	2	13	0	0	0	0	0	0	0	0	13-0	8-3	1	3.09
Mar 09	GRAMBLING	9.0	2	0	0	2	13	1	0	0	0	0	0	0	0	10-0	9-3	1	2.83
Mar 10	LOUISIANA	9.0	7	0	0	1	17	2	0	0	1	1	0	1	0	4-0	10-3	1	2.62
Mar 12	EASTERN MICHIGAN	9.0	3	0	0	1	18	0	0	0	1	0	0	0	0	14-0	11-3	1	2.43
Mar 13	EASTERN MICHIGAN	9.0	2	1	1	1	8	0	0	1	0	0	2	1	0	4-1	12-3	1	2.33
Mar 14	EASTERN MICHIGAN	9.0	4	1	1	2	13	1	0	1	0	0	1	0	0	4-1	13-3	2	2.25
Mar 16	SAMFORD	9.0	7	2	2	2	9	4	0	0	4	0	0	1	0	10-2	14-3	2	2.24
*Mar 19	at LSU	9.0	4	1	1	2	12	1	0	0	0	0	0	1	0	6-1	15-3	3	2.17
*Mar 20	at LSU	9.0	5	0	0	3	10	0	0	0	1	0	0	1	0	3-0	16-3	4	2.05
*Mar 21	at LSU	8.0	7	8	8	6	9	3	0	2	3	0	1	2	0	3-8	16-4	4	2.36
Mar 24	NORTH ALABAMA	9.0	6	1	1	4	15	1	0	0	2	0	1	0	0	18-1	17-4	4	2.30
*Mar 26	ARKANSAS	9.0	10	8	7	5	13	0	0	4	2	0	0	1	0	2-8	17-5	4	2.51
*Mar 27	ARKANSAS	9.0	13	11	10	4	16	2	0	4	0	0	1	0	0	5-11	17-6	4	2.84
*Mar 28	ARKANSAS	9.0	7	6	6	6	13	1	1	1	2	0	0	0	0	4-6	17-7	4	2.97
*Apr 01	KENTUCKY	9.0	5	1	0	3	15	1	0	0	2	0	0	0	0	8-1	18-7	4	2.85
*Apr 02	KENTUCKY	9.0	5	2	2	2	12	1	0	1	1	0	0	1	1	3-2	19-7	4	2.82
*Apr 03	KENTUCKY	9.0	6	3	3	5	12	2	0	0	1	0	0	2	1	4-3	20-7	5	2.83
Apr 06	SOUTHERN	9.0	7	1	1	5	17	0	0	0	4	1	1	0	0	15-1	21-7	5	2.76
*Apr 09	at Auburn	9.0	7	5	4	4	12	0	0	2	0	0	1	0	0	6-5	22-7	6	2.80
*Apr 10	at Auburn	9.0	7	2	2	0	10	1	0	1	0	0	0	1	0	7-2	23-7	6	2.78
*Apr 11	at Auburn	9.0	11	10	10	8	12	2	0	3	3	1	0	1	0	19-10	24-7	6	3.01
Apr 13	ARKANSAS STATE	9.0	11	10	10	6	15	2	0	2	1	0	3	0	0	18-10	25-7	6	3.23
*Apr 16	OLE MISS	9.0	6	2	2	3	12	1	0	1	0	0	0	3	0	5-2	26-7	7	3.19
*Apr 17	OLE MISS	9.0	17	9	9	3	10	4	1	1	2	0	1	1	0	0-9	26-8	7	3.36
*Apr 18	OLE MISS	9.0	6	5	4	6	10	2	0	2	0	0	1	1	0	7-5	27-8	8	3.38
Apr 20	UAB	9.0	7	7	6	4	11	1	0	1	2	0	3	0	0	19-7	28-8	8	3.46
*Apr 23	at Vanderbilt	8.0	8	6	6	5	10	1	0	0	0	0	0	0	0	2-6	28-9	8	3.53
*Apr 24	at Vanderbilt	9.0	5	4	4	5	16	0	0	0	1	0	1	2	0	7-4	29-9	8	3.55
*Apr 25	at Vanderbilt	8.0	7	7	6	4	13	0	1	1	1	0	0	0	0	4-7	29-10	8	3.62
*Apr 30	TEXAS A&M	12.0	12	7	5	3	18	2	0	2	2	0	1	0	0	8-7	30-10	8	3.62
*May 01	TEXAS A&M	9.0	7	2	2	4	10	1	0	1	0	0	1	3	0	3-2	31-10	9	3.59
*May 01	TEXAS A&M	9.0	11	5	5	8	9	0	0	0	2	1	0	2	0	10-5	32-10	10	3.62
May 05	at The Citadel	9.0	5	2	2	1	13	0	1	1	1	1	1	2	0	10-2	33-10	10	3.58
*May 07	at South Carolina	9.0	3	0	0	4	8	0	0	0	0	0	0	0	0	9-0	34-10	10	3.50
*May 08	at South Carolina	9.0	8	6	3	1	16	0	0	3	1	0	0	0	0	9-6	35-10	11	3.49
*May 09	at South Carolina	10.1	10	4	4	8	12	2	0	1	1	0	3	1	1	3-4	35-11	11	3.49
*May 13	MISSOURI	9.0	8	4	3	3	14	1	0	0	2	0	0	0	0	5-4	36-11	12	3.48
*May 14	MISSOURI	9.0	13	7	6	4	12	1	0	0	1	1	1	1	0	6-7	36-12	12	3.53
*May 15	MISSOURI	9.0	15	16	11	8	9	2	0	4	2	0	2	0	2	8-16	36-13	12	3.68
May 18	JACKSONVILLE STATE	5.0	2	1	1	4	7	1	0	0	0	0	2	0	0	6-1	37-13	12	3.66
*May 20	at Alabama	9.0	6	2	2	2	15	0	0	1	0	0	0	1	0	4-2	38-13	13	3.63
*May 21	at Alabama	9.0	3	0	0	2	13	1	0	0	0	0	0	0	0	7-0	39-13	13	3.56
*May 22	at Alabama	9.0	5	3	3	6	2	0	0	0	1	0	0	1	0	7-3	40-13	13	3.55
May 26	vs Florida	7.0	18	13	11	5	3	3	0	1	1	0	0	0	0	1-13	40-14	13	3.70
May 27	vs Tennessee	7.1	15	12	12	3	9	2	0	2	0	0	1	0	0	2-12	40-15	13	3.87
Totals		488.2	404	240	210	214	673	61	5	52	63	6	39	38	6	384-240	40-15	13	3.87



Non-Starter Statistics

Player	avg	gp-gs	ab	r	h	2b	3b	hr	rbi	tb	slg%	bb	hp	so	gdp	ob%	sf	sh	sb-att	po	a	e	fld%
3 Dubrule, Scotty	.500	6-0	6	2	3	0	0	0	3	3	.500	1	0	0	0	.571	0	0	0-0	2	3	0	1.000
25 McDonald, Kyte	.429	11-0	14	4	6	3	0	1	6	12	.857	1	0	2	0	.467	0	0	0-0	0	0	0	.000
33 Cumbest, Brad	.375	16-0	16	4	6	1	0	1	2	10	.625	2	2	3	0	.500	0	0	0-0	8	0	0	1.000
36 Skinner, Brayland	.357	20-0	14	2	5	1	0	0	1	6	.429	1	1	4	0	.438	0	0	1-1	4	0	0	1.000
9 Jordan, Landon	.333	3-0	3	0	1	0	0	0	2	1	.333	2	0	0	0	.600	0	0	0-0	1	0	0	1.000
11 Clark, Kellum	.286	7-0	7	3	2	0	0	1	4	5	.714	1	1	4	0	.444	0	0	0-0	3	0	0	1.000
31 Leggett, Tanner	.263	19-0	19	6	5	0	0	1	3	8	.421	4	0	4	0	.391	0	0	1-2	5	4	1	.900
12 Meche, Davis	.250	10-0	12	4	3	1	0	0	1	4	.333	2	1	4	0	.400	0	0	0-0	2	7	0	1.000
50 Pimentel, Brandon	.250	9-0	12	3	3	0	0	1	6	6	.500	3	0	6	1	.400	0	0	0-0	19	2	0	1.000
8 McGowan, Drew	.200	16-0	15	6	3	2	0	0	4	5	.333	5	1	1	1	.409	1	0	1-2	3	1	0	1.000
10 Hatcher, Josh	.167	9-0	6	0	1	0	0	0	0	1	.167	0	0	0	1	.167	0	0	0-1	14	6	0	1.000
44 Garner, Kace	.154	11-0	13	4	2	1	0	0	3	3	.231	3	0	3	0	.313	0	0	0-0	19	0	0	1.000
19 Tanner, Logan	.000	1-0	1	0	0	0	0	0	0	0	.000	0	0	0	0	.000	0	0	0-0	0	0	0	.000
43 Forsythe, Lane	.000	1-0	0	0	0	0	0	0	0	0	.000	0	0	0	0	.000	0	0	0-0	0	0	0	.000
Totals	.290	55	138	38	40	9	0	5	35	64	.464	25	6	31	3	.418	1	0	3-6	95	49	5	.966
Opponents	.197	55	122	15	24	7	0	4	21	43	.352	14	3	54	1	.291	2	1	0-1	68	46	10	.919

(All games Sorted by Earned run avg)

Player	era	w-l	app	gs	cg	sho	sv	ip	h	r	er	bb	so	2b	3b	hr	b/avg	wp	hp	bk	sfa	sha
38 Alford, Kole	0.00	0-0	1	0	0	0/0	0	0.1	1	0	0	1	1	0	0	0	.500	0	0	0	0	0
18 Patrick, Chase	0.79	0-0	15	0	0	0/0	0	11.1	9	1	1	4	8	0	0	1	.237	4	1	0	0	1
51 Carmouche, Dylan	1.23	1-0	9	0	0	0/1	0	7.1	6	2	1	3	11	1	0	0	.222	1	1	0	1	0
23 Sims, Landon	1.45	3-0	18	0	0	0/3	8	37.1	20	6	6	13	74	5	0	0	.153	2	0	0	0	1
37 Cerantola, Eric	1.59	0-0	6	0	0	0/0	0	5.2	3	1	1	2	11	0	1	0	.150	2	0	0	0	0
27 Fristoe, Jackson	1.80	0-1	2	0	0	0/0	0	5.0	3	1	1	2	7	1	0	1	.176	0	0	0	0	0
32 Stinnett, Parker	1.88	0-0	13	0	0	0/2	1	14.1	5	3	3	9	23	2	0	0	.104	7	3	1	0	0
48 Harding, Houston	2.81	4-0	12	0	0	0/0	0	25.2	21	9	8	8	21	1	0	4	.226	1	1	0	0	1
7 Smith, Brandon	2.96	3-2	15	0	0	0/2	1	27.1	22	14	9	6	33	4	0	3	.206	3	1	0	0	1
29 Koestler, Carlisle	3.38	2-0	9	0	0	0/0	0	16.0	14	6	6	6	20	3	0	1	.233	2	3	0	1	1
17 Simmons, Stone	3.74	1-1	16	0	0	0/0	2	21.2	17	11	9	6	26	3	0	0	.210	1	1	0	0	1
24 Bednar, Will	3.86	0-0	3	0	0	0/0	0	7.0	6	3	3	1	13	1	0	0	.231	0	1	0	0	0
35 Johnson, Preston	4.50	2-0	16	0	0	0/3	0	20.0	15	12	10	10	34	0	0	2	.211	0	3	0	1	0
2 Hunt, KC	4.85	0-0	13	0	0	0/2	0	13.0	14	9	7	7	14	2	0	1	.280	8	2	0	1	0
15 Smith, Cade	4.91	1-0	5	0	0	0/0	0	7.1	5	5	4	6	11	1	0	1	.172	0	1	0	0	0
14 Self, Riley	5.40	0-0	7	0	0	0/2	0	5.0	9	4	3	4	7	1	0	0	.375	0	0	0	0	0
40 Forrester, Jaxen	6.00	0-0	3	0	0	0/1	0	3.0	2	2	2	2	1	1	0	0	.200	2	0	0	1	0
45 Tullar, Cam	6.63	0-0	21	0	0	0/1	1	19.0	22	14	14	10	25	5	0	1	.289	2	1	0	2	1
26 Lovett, Xavier	6.75	0-0	6	0	0	0/1	0	4.0	3	4	3	2	1	2	0	0	.188	1	1	0	0	0
39 Tepper, Mikey	7.00	0-0	9	0	0	0/1	0	9.0	7	8	7	8	11	2	0	1	.194	5	0	2	0	0
55 Price, Spencer	7.36	1-0	9	0	0	0/1	0	7.1	5	6	6	5	13	0	0	2	.179	2	1	0	0	0
47 Talley, Drew	9.00	0-0	4	0	0	0/1	0	3.0	5	4	3	1	7	2	0	0	.357	0	0	0	0	0
13 Rokose, Davis	10.80	0-0	4	0	0	0/0	0	3.1	2	4	4	4	6	0	0	1	.167	0	1	0	0	0
Totals	3.66	18-4	55	0	0	7/7	13	273.0	216	129	111	120	378	37	1	19	.213	43	22	3	7	7
Opponents	7.64	6-10	55	0	0	1/0	6	214.1	257	209	182	139	179	50	2	31	.292	39	32	3	8	5

National Rankings

Hitting	NCAA	SEC	Total
Base on Balls	39	6	245
Batting Average	81	6	.280
Doubles	65	6	97
Doubles Per Game	100	4	1.76
Hit by Pitch	81	5	63
Hits	43	7	523
Home Runs	52	12	60
Home Runs Per Game	69	12	1.09
On Base Percentage	79	5	.377
Runs	27	5	384
Sacrifice Bunts	225	11	12
Sacrifice Flies	51	7	25
Scoring	40	5	7
Slugging Percentage	79	9	.440
Stolen Bases	68	5	61
Stolen Bases Per Game	104	5	1.11
Triples	110	6	11
Triples Per Game	147	5	0.2
Pitching	NCAA	SEC	Total
Earned Run Average	31	5	3.87
Hit Batters	242	11	39
Hits Allowed Per Nine Innings	9	2	7.44
Shutouts	8	1	7
Strikeout-to-Walk Ratio	11	3	3.14
Strikeouts Per Nine Innings	1	1	12.4
WHIP	19	4	1.26
Walks Allowed Per Nine Innings	101	11	3.94
Fielding	NCAA	SEC	Total
Fielding Percentage	91	12	.972
Double Plays	63	5	38
Double Plays Per Game	109	5	0.69

Hitting	Name	NCAA	SEC	Total
Base on Balls	Luke Hancock	81	11	36
Batting Average	Tanner Allen	41	1	.384
Doubles	Rowdey Jordan	127	3	15
Hit by Pitch	Rowdey Jordan	30	3	16
	Tanner Allen	87	6	13
Hits	Tanner Allen	11	2	81
Home Runs	Logan Tanner	143	25	11
On Base Percentage	Tanner Allen	124	4	.455
Runs	Rowdey Jordan	32	4	57
	Tanner Allen	47	6	55
Runs Batted In	Tanner Allen	50	5	54
	Luke Hancock	72	9	52
	Kamren James	125	15	48
Sacrifice Bunts	--	--	--	--
Sacrifice Flies	Luke Hancock	64	8	5
	Kamren James	64	8	5
Slugging Percentage	Tanner Allen	108	7	.611
Stolen Bases	Kamren James	113	4	15
Total Bases	Tanner Allen	44	5	129
	Rowdey Jordan	120	21	113
Toughest to Strike Out	Luke Hancock	6	1	14.5
Triples	Tanner Allen	9	1	5
	Rowdey Jordan	101	5	3

Pitching	Name	NCAA	SEC	Total
Complete Games	--	--	--	--
Earned Run Average	Will Bednar	157	8	3.23
Games Started	Christian MacLeod	2	1	15
Hit Batters	--	--	--	--
Hits Allowed Per Nine Innings	--	--	--	--
Pitching Appearances	--	--	--	--
Saves	Landon Sims	35	3	8
	Stone Simmons	320	19	2
	Parker Stinnett	514	35	1
	Brandon Smith	514	35	1
	Cameron Tullar	514	35	1
Strikeout-to-Walk Ratio	Will Bednar	34	2	5.94
Strikeouts	Will Bednar	49	9	101
	Christian MacLeod	73	12	94
Strikeouts Per Nine Innings	Will Bednar	8	3	14.2
	Christian MacLeod	43	8	12.09
Victories	--	--	--	--
WHIP	Will Bednar	109	11	1.11
Walks Allowed Per Nine Innings	--	--	--	--



Pen Production

Below is a listing of decisions (win or loss), holds and saves/blown saves from the Mississippi State bullpen in 2021.

NOTE: A hold occurs when a relief pitcher enters the game in a save situation and maintains the team's lead, while recording at least one out. In order for a pitcher to be credited with a hold one of two conditions must be met: 1) He enters with a lead of three runs or less and maintains that lead while recording at least one out. 2) He enters the game with the tying run on-deck, at the plate or on the bases, and records an out.

Opponent (Date)	Result	Pitcher	Line	Opponent (Date)	Result	Pitcher	Line	Opponent (Date)	Result	Pitcher	Line
vs. Texas (2/20)	Win (1)	Sims, Landon	4.0 IP, 10 K	Southern (4/6)	Hold (1)	Smith, Cade	1.0 IP, 1 HBP, 2K	at Alabama (4/20)	Save (8)	Sims, Landon	2.0 IP, 1 H, 1 BB, 5K
vs. Texas Tech (2/22)	Win (1)	Koestler, Carlisle	2.2 IP, 2 H, 1 R, 1 ER, 2 BB, 6 K	at Auburn (4/9)	Hold (1)	Tepper, Mikey	1.0 IP, 1 H, 1 BB, 3 K	at Alabama (4/22)	Win (4)	Harding, Houston	5.2 IP, 2 H, 2 BB
	Hold (1)	Hunt, KC	1.0 IP, 1 H		Hold (3)	Hunt, KC	1.0 IP, 1 H, 1 BB, 2 K		Hold (6)	Johnson, Preston	0.1 IP
Jackson State (2/24)	Hold (1)	Rokose, Davis	2.0 IP, 4 K		Blown Save (1)	Harding, Houston	0.1 IP, 1 H, 1 R	at Auburn (4/11)	Win (1)	Harding, Houston	3.0 IP, 2 H, 1 R, 1 ER, 1 BB, 4 K
		Tepper, Mikey	1.1 IP, 1 R, 1 BB, 1 K		Win (3)	Smith, Brandon	0.2 IP, 1 H, 2 K				
		Patrick, Chase	0.2 IP	Save (3)	Sims, Landon	2.0 IP, 4 K					
		Lovett, Xavier	1.0 IP								
Tulane (2/27)	Win (1)	Simmons, Stone	1.0 IP, 1 H	Arkansas State (4/13)	Win (1)	Smith, Cade	2.0 IP, 1 BB, 5 K	vs. Southern Miss	Hold (1)	Johnson, Preston	2.0 IP, 1 H, 1 BB, 6 K
	Blown Save(1)	Price, Spencer	1.0, 2 H, 2 R, 2 ER, 2 K		Hold (4)	Johnson, Preston	1.0 IP, 3 K		Hold (1)	Tullar, Cam	1.0 IP, 2 K
	Win (1)				Hold (1)	Stinnett, Parker	1.0 IP, 1 K		Save (1)	Simmons, Stone	1.0 IP, 1 BB, 3 K
Kent State (3/5)	Win (1)	Smith, Brandon	4.1 IP, 5 K	Ole Miss (4/18)	Win (2)	Harding, Houston	3.1 IP, 2 H, 3 R, 3 ER, 1 BB, 5 K	Ole Miss (4/16)	Win (1)	Johnson, Preston	2.0 IP, 1 BB, 4 K
	Win (1)	Carmouche, Dylan	1.0 IP, 1 BB, 2 K		Hold (4)	Stinnett, Parker	1.0 IP, 1 H, 1 BB		Save (4)	Sims, Landon	2.0 IP, 1 H, 3 K
Grambling (3/9)	Win (1)	Self, Riley	1.0 IP, 1 H, 1 K		Hold (2)	Smith, Brandon	1.0 IP, 1 H, 1 R, 1 K	Ole Miss (4/18)	Win (2)	Harding, Houston	3.1 IP, 2 H, 3 R, 3 ER, 1 BB, 5 K
	Hold (1)	Hunt, KC	1.0 IP, 1 K		Save (5)	Sims, Landon	1.0 IP, 1 K		Hold (4)	Stinnett, Parker	1.0 IP, 1 H, 1 BB
Eastern Mich. (3/13)	Win (2)	Koestler, Carlisle	3.0 IP, 1 H, 2 K	at Vanderbilt (4/24)	Hold (5)	Johnson, Preston	1.1 IP, 2 R, 2 ER, 1 BB, 2 K	Texas A&M (4/30)	Win (3)	Sims, Landon	3.0 IP, 1 BB, 7 K
Eastern Mich. (3/14)	Hold (1)	Bednar, Will	4.0 IP, 1 H, 7 K		Texas A&M-1 (5/1)	Hold (2)	Smith, Brandon		2.0 IP, 2 H, 1 R, 1 ER, 3 BB, 7 K	Texas A&M-2 (5/1)	Win (3)
Samford (3/16)	Win (2)	Smith, Brandon	1.2 IP, 1 K	Texas A&M-2 (5/1)	Hold (3)	Tullar, Cam	0.2 IP, 1 K	Save (1)	Tullar, Cam		1.2 IP, 2 K
	at LSU (3/19)	Win (2)	Smith, Brandon		3.0 IP, 1 H, 3 K	Save (2)	Simmons, Stone	1.1 IP, 1 BB, 1 K	at South Carolina (5/8)	Save (6)	Sims, Landon
at LSU (3/20)	Hold (2)	Johnson, Preston	2.0 IP, 2 BB, 1 K	at South Carolina (5/9)	Hold (3)	Stinnett, Parker	1.0 IP, 1 H, 1 BB	at South Carolina (5/9)		Hold (3)	Simmons, Stone
at LSU (3/21)	Save (2)	Sims, Landon	2.0 IP, 2 H, 2 K		Blown Save (1)	Johnson, Preston	0.1 IP, 2 H, 1 R, 1 ER, 1 K		Missouri (5/13)	Win (2)	Johnson, Preston
	Loss (1)	Fristoe, Jackson	4.0 IP, 3 H, 1 R, 1 ER, 2 BB, 6 K	Loss (2)	Smith, Brandon	2.0 IP, 3 H, 1 R, 1 ER, 3 K	Save (7)	Sims, Landon		2.0 IP, 4 K	
Arkansas (3/27)	Loss (1)	Smith, Brandon	1.0 IP, 4 H, 5 R, 5 ER, 2 BB, 2 K	Missouri (5/14)	Blown Save(1)	Stinnett, Parker	1.2 IP, 1 H, 1 R, 1 ER, 2 BB, 3 K	Missouri (5/14)	Blown Save(1)	Stinnett, Parker	1.2 IP, 1 H, 1 R, 1 ER, 2 BB, 3 K
Kentucky (4/1)	Hold (1)	Harding, Houston	0.1 IP		Loss (1)	Simmons, Stone	2.0 IP, 4 H, 1 R, 1 ER, 2 K		Loss (1)	Simmons, Stone	2.0 IP, 4 H, 1 R, 1 ER, 2 K
Kentucky (4/2)	Win (2)	Sims, Landon	2.0 IP, 2 H, 2 K								
Kentucky (4/3)	Hold (3)	Johnson, Preston	2.0 IP, 2 H, 1 R, 1 ER, 2 K								
	Hold (1)	Price, Spencer	0.1 IP								
	Hold (2)	Tullar, Cam	0.2 IP, 1 K								
	Save (1)	Stinnett, Parker	1.0 IP, 1 BB, 1 K								

Individual Relief Breakdown (Statistics include only relief appearances)

Name	Win	Hold/Save	Loss/Blown Save	Name	Win	Hold/Save	Loss/Blown Save	Name	Win	Hold/Save	Loss/Blown Save
Bednar, Will	--	1/--	--/--	Lovett, Xavier	--	1/--	--/--	Smith, Brandon	3	2/1	2/--
Carmouche, Dylan	1	1/--	--/--	Patrick, Chase	--	1/--	--/--	Smith, Cade	1	1/--	--/--
Fristoe, Jackson	--	--/--	1/--	Price, Spencer	1	1/--	--/1	Stinnett, Parker	--	3/1	--/1
Harding, Houston	4	1/--	--/1	Rokose, Davis	--	1/--	--/--	Tepper, Mikey	--	2/--	--/--
Hunt, KC	--	3/--	--/--	Self, Riley	--	1/--	--/--	Tullar, Cam	--	3/1	--/--
Johnson, Preston	2	6/--	--/1	Simmons, Stone	1	--/3	1/--				
Koestler, Carlisle	2	--/--	--/--	Sims, Landon	3	--/8	--/--				



Dudy Noble Field

Biography

The largest on-campus facility in college baseball, Dudy Noble Field hosted its 55th season of Mississippi State baseball at the current site in 2021. With over 1,600 games played at the venue, the Diamond Dawgs own a .730 winning percentage at the facility, which recently received a \$68-million upgrade.

The field is named in honor of longtime MSU baseball coach, athletics director and ABCA Hall of Famer Clarke Randolph "Dudy" Noble. On April 27, 1998 the facility was renamed Dudy Noble Field, Polk-DeMent Stadium, honoring another ABCA Hall of Famer, former Bulldog skipper Ron Polk, and the late Gordon DeMent, a successful businessman and longtime fan of the Diamond Dawgs from Indianola, Mississippi.

The Origin

From 1929 until 1964, Mississippi State hosted its baseball games at the original on-campus venue, Hardy Field, which was located several hundred yards to the south of the Bulldogs' home football venue, Davis Wade Stadium at Scott Field. The baseball field was closed following the 1964 season to make way for the construction of Dorman Hall and for the next two seasons the Diamond Dawgs played their home games at Redbird Park in Columbus, Mississippi, capturing SEC titles both seasons at their temporary home.

The tin-roofed grandstand and 2,000-seat bleachers from the original Dudy Noble Field were transported to the stadium's present site, which became playable for the 1967 campaign. Since that time, facility enhancements have followed at a steady pace to make the "Carnegie Hall of College Baseball" one of the finest all-around facilities on the road to Omaha. Among with numerous upgrades, the current site has seen two complete demolitions and reconstructions, the latest occurring during a three-year span (2017-19) and opening prior to the start of the 2019 campaign.

Leading the Attendance Boom

With a laundry list of legendary names on its all-time roster, it comes as no surprise that Mississippi State ranks among the nation's attendance leaders year in and year out. The Dudy Noble Field faithful have sold out the reserved seating allotment every season since 1987.

Along with routinely hosting some of the largest crowds in the SEC, 11 of the last 13 three-day Super Bulldog Weekend series have drawn more than 25,000 fans.

MSU eclipsed the 200,000 mark in paid attendance at Dudy Noble Field for six-straight seasons between 2012-17, marking the first such occurrence in the program's history. In 2013, the Diamond Dawgs' five-millionth fan walked through the turnstiles at Dudy Noble Field. Since home attendance figures were charted starting in 1976, the "Carnegie Hall of College Baseball" has seen 6,720,459 fans rush through the gates.

In 20 of the last 21 seasons, Mississippi State has averaged 6,000 fans per game, including a record average of 8,899 during the 2019 campaign. Overall, State has eclipsed the 200,000-fan mark 12 times since 2002, with a school-record 373,784 viewing the 2019 home schedule.

Of the top 25 all-time college baseball on-campus attendances, Dudy Noble Field finds itself on the list 19 times, most notably owning the all-time on-campus attendance record of 15,586 on April 12, 2014. The Bulldogs own 16 of the top 17 marks in NCAA on-campus history and is the only NCAA baseball program to boast on-campus attendances of 14,000 or more. The five largest NCAA Super Regional crowds have all assembled in Starkville, Mississippi, as well.

From April 11-13, 2014, the Bulldog faithful flooded the gates at Dudy Noble Field to the tune of 39,181 fans for a three-game series versus Ole Miss. The nearly 40,000 fans on the weekend set an NCAA on-campus attendance record for a three-game series.

Dudy Noble Field has ushered in crowds of 10,000 or better 64 times, including 2007 NCAA Super Regional-record draws of 13,715 and 12,620 for nationally-televised, late-morning games against Clemson. In 2019, the first season of the "New Dude," the Diamond Dawgs garnered crowds of 10,000-plus a school-record 10 times.

Mississippi State has hosted 25 postseason events at the facility, including three NCAA District III Tournaments (1973-75), five SEC tournaments (1979, 81, 83, 88 & 95), 15 NCAA Regionals (1979, 84-85, 87-89, 90, 92, 97, 2000, 03, 13, 16 & 19) and three NCAA Super Regionals (2007, 16 & 19).

The Left Field Lounge

The aura of Mississippi State baseball at Dudy Noble Field is certainly not confined to the loyal legions in the impressive grandstand, pro-style luxury sky suites or luxurious Left Field Lofts.

In fact, some of the more highly-prized seats at Bulldog baseball games are found beyond the outfield fence in the Left Field Lounge™. Waiting lists greet those seeking to purchase one of the 96 outfield lounges in the iconic two-level outfield tailgate.

Once a colorful assortment of pickup trucks, motor homes, and trailers — most equipped with grills — lined the outfield fence, completing a circle of humanity at Dudy Noble Field. Now, the permanent lounge spaces are connected to the concourse, allowing everyone to stroll through and experience the iconic lounge culture.

What began in the late 1960s as a popular gathering spot for baseball-loving MSU supporters now forms college baseball's largest tailgate party.

The "New Dude"

The second demolition at the current site occurred following the 2017 season and the \$68 million facility opened its gates for the 2019 campaign. Architect Wier Boerner Allin, along with consultants Populous and famed stadium architect/State alum Janet Marie Smith designed the project, while construction manager ICM and general contractor JESCO Construction, Inc. oversaw the construction.

Covering 12 acres of land on the Mississippi State University campus, the 230,000 square foot facility carries on Dudy Noble Field's legacy as the "Carnegie Hall of College Baseball." Installation of the second largest scoreboard in college baseball, measuring 43 feet wide by 60 feet high, started the project in 2017. The board, which was the largest in college baseball upon installation, is larger than boards owned by three Major League Baseball teams. The addition of 96 permanent Left Field Lounge rigs encircling the outfield followed during the fall of 2018.

The concourse and lower-level grandstands were in place for the 2018 season, with the Diamond Suites, upper-deck reserved seating area and three unique club areas — Farm Bureau Triple Crown Club, Charlie and Dana Stephenson Omaha Club and The Rooftop Club — were completed prior to the 2019 campaign. The newest version of Dudy Noble Field also features increased restroom facilities and concession points of sale.

The player spaces also received an upgrade, expanding to cover 18,000 square feet underneath the facility. The fully-equipped Bruce and Julie Martin Locker Room includes an embedded equipment room, houses 40 wooden lockers and features an oversized, dimensional halo-lit '85 Script Mississippi State sign suspended overhead in the middle of the room.

The more spacious locker room includes an attached training room with whirlpool and fully-functional fueling station. The Mitch Moreland Hitting Tunnel, which is equipped with HitTrax, and Turner & Gloria Wingo Team Lounge are easily accessed from the home dugout, with the eye-popping player entrance and Hassell H. Franklin Omaha Room greeting players as they enter the facility. The Pat McMahon Pitching Lab is also housed under the stadium, featuring arm care and conditioning equipment, one oversized turfed mound with three pitching rubbers and state of the art video equipment.

Top-25 Crowds

	Attendance	Opponent	Date
1.	15,586 *	Ole Miss	April 12, 2014
2.	15,078	Texas A&M	April 16, 2016
3.	14,991	Florida	April 22, 1989
4.	14,562	Auburn	April 20, 2013
5.	14,378	LSU	April 16, 1988
6.	13,761	Arkansas	April 25, 1992
7.	13,715 ^	Clemson	June 9, 2007
8.	13,691	Kentucky	April 8, 2017
9.	13,617	Georgia	April 8, 2006
10.	13,452 ^	Arizona	June 11, 2016
11.	13,338	Ole Miss	April 17, 2021
12.	13,224	Ole Miss	April 11, 2014
13.	13,132 ^	Stanford	June 8, 2019
14.	13,123	Ole Miss	April 15, 2000
15.	13,004	Florida	April 18, 2015
16.	12,913 ^	Arizona	June 10, 2016
17.	12,708	Auburn	April 24, 1993
18.	12,620 ^	Clemson	June 8, 2007
19.	12,360	Georgia	April 6, 2002
20.	12,343	Auburn	March 23, 2019
21.	12,034	Oregon State	February 22, 2020
22.	11,763	Auburn	April 12, 2003
23.	11,648	LSU	March 30, 2019
24.	11,597 ^	Stanford	June 9, 2019
25.	11,515	Ole Miss	April 2, 2016

* - NCAA on-campus attendance record

^ - NCAA Regional

- NCAA Super Regional

NOTE: Mississippi State owns 64 crowds of 10,000-plus in the history of the program. The top seven (6) crowds in Dudy Noble Field history are also the top seven (6) on-campus crowds in NCAA history.



Media Roster



2 | KC Hunt
RHP | L/R | So./Fr.
Wycoff, N.J.




3 | Scotty Dubrule
IF | L/R | Gr./Sr.
Venice, Fla.



4 | Rowdey Jordan
OF | S/R | Sr./Jr.
Auburn, Ala.



5 | Tanner Allen
OF | L/R | Sr./Jr.
Theodore, Ala.



6 | Kamren James
IF | R/R | So./Fr.
Southaven, Miss.



7 | Brandon Smith
RHP | R/R | Jr./So.
Richland, Miss.



8 | Drew McGowan
OF | L/R | So./Fr.
Hopkinsville, Ky.



10 | Josh Hatcher
IF/OF | L/L | Sr./Jr.
Albany, Ga.



11 | Kellum Clark
IF | L/R | Fr./Fr.
Brandon, Miss.



12 | Davis Meche
IF | L/R | Fr./Fr.
Lake Charles, La.



13 | Davis Rokose
LHP | L/L | So./Fr.
Johns Creek, Ga.



14 | Riley Self
RHP | R/R | Gr./Sr.
Coldwater, Miss.




15 | Cade Smith
RHP | L/R | Fr./Fr.
Southaven, Miss.




17 | Stone Simmons
RHP | R/R | So./Fr.
Houston, Texas



18 | Chase Patrick
RHP | R/R | Sr./Jr.
Ellaville, Ga.



19 | Logan Tanner
C | R/R | So./Fr.
Lucedale, Miss.




20 | Luke Hancock
C | L/R | Jr./So.
Houston, Miss.



23 | Landon Sims
RHP | R/R | So./Fr.
Cumming, Ga.



24 | Will Bednar
RHP | R/R | So./Fr.
Valencia, Pa.



25 | Kyte McDonald
OF | R/R | So./Fr.
San Antonio, Texas



26 | Xavier Lovett
RHP | R/R | So./Fr.
Houston, Texas



27 | Jackson Fristoe
RHP | R/R | Fr./Fr.
Paducah, Ky.



28 | Christian MacLeod
LHP | L/L | Jr./Fr.
Huntsville, Ala.



29 | Carlisle Koestler
RHP | R/R | Gr./Sr.
Vicksburg, Miss.




31 | Tanner Leggett
IF | R/R | Sr./Jr.
Raymond, Miss.



32 | Parker Stinnett
RHP | R/R | Jr./So.
Oxford, Miss.



33 | Brad Cumbest
OF | R/R | Jr./So.
Hurley, Miss.



35 | Preston Johnson
RHP | R/R | Jr./So.
Crystal Springs, Miss.



36 | Brayland Skinner
OF | L/L | Sr./So.
Lake Cormorant, Miss.



37 | Eric Cerantola
RHP | R/R | Jr./So.
Oakville, Ontario



39 | Mikey Tepper
RHP | L/R | Fr./Fr.
Fort Mill, S.C.



43 | Lane Forsythe
IF | R/R | Fr./Fr.
Humboldt, Tenn.



44 | Kace Garner
C | R/R | Jr./So.
Brandon, Miss.



45 | Cam Tullar
LHP | R/L | Jr./So.
Brighton, Mich./



47 | Drew Talley
RHP | R/R | Sr./Jr.
Huntsville, Ala.



48 | Houston Harding
LHP | L/L | Sr./Jr.
Walls, Miss.



50 | Brandon Pimentel
IF/OF | L/L | Jr./So.
El Paso, Texas



51 | Dylan Carmouche
LHP | S/L | Fr./Fr.
Denham Springs, La.