



JUNE 12-14, 2021

131 SEASONS

39 NCAA APPEARANCES

11 COLLEGE WORLD SERIES APPEARANCES

17 MLB FIRST ROUND DRAFT PICKS

## 2021 Schedule &amp; Results

February (5-2, 0-0 SEC)

State Farm College Baseball Showdown (Arlington, Texas; Globe Life Field)

20	vs. No. 9 Texas	FloBaseball.tv	W, 8-3
21	vs. No. 10 TCU	FloBaseball.tv	L, 2-3
22	vs. No. 3 Texas Tech	FloBaseball.tv	W, 11-5
24	JACKSON STATE	SECN+	W, 7-3
26	TULANE	SECN+	L, 3-7
27	TULANE	SECN+	W, 5-5
28	TULANE	SECN+	W, 9-4

March (12-5, 2-4 SEC)

Trustmark College Series (Pearl, Miss.; Trustmark Park)

2	vs. Southern Miss	--	W, 4-1
5	KENT STATE	SECN+	W, 8-3
6	KENT STATE	SECN+	L, 5-9
7	KENT STATE	SECN+	W, 13-0
9	GRAMBLING	SECN+	W, 10-0
10	LOUISIANA-LAFAYETTE	SECN+	W, 4-0
12	EASTERN MICHIGAN	SECN+	W, 14-0
13	EASTERN MICHIGAN	SECN+	W, 4-1
14	EASTERN MICHIGAN	SECN+	W, 4-1
16	SAMFORD	SECN+	W, 10-2
19	at No. 10 LSU *	SEC Network	W, 6-1
20	at No. 10 LSU *	SECN+	W, 3-0
21	at No. 10 LSU *	SECN+	L, 3-8
24	NORTH ALABAMA	SECN+	W, 18-1
26	No. 1 ARKANSAS *	SECN+	L, 2-8
27	No. 1 ARKANSAS *	SECN+	L, 5-11
28	No. 1 ARKANSAS *	SEC Network	L, 4-6

April (13-3, 10-3 SEC)

1	No. 21 KENTUCKY *	ESPNU	W, 8-1
2	No. 21 KENTUCKY *	SEC Network	W, 3-2
3	No. 21 KENTUCKY *	SECN+	W, 4-3
6	SOUTHERN	SECN+	W, 15-1
9	at Auburn *	SECN+	W, 6-5
10	at Auburn *	SECN+	W, 7-2
11	at Auburn *	SEC Network	W, 19-10
13	ARKANSAS STATE	SECN+	W, 18-10
16	No. 6 OLE MISS *	SEC Network	W, 5-2
17	No. 6 OLE MISS *	SECN+	L, 0-9
18	No. 6 OLE MISS *	SECN+	W, 7-5
20	UAB	SECN+	W, 19-7
23	at No. 3 Vanderbilt *	SEC Network	L, 2-6
24	at No. 3 Vanderbilt *	ESPNU	W, 7-4
25	at No. 3 Vanderbilt *	SECN+	L, 4-7
30	TEXAS A&M *	SECN+	W, 8-7 (12 inn.)

May (10-5, 8-3 SEC)

1	TEXAS A&M *	SECN+	W, 3-2
2	TEXAS A&M *	SEC Network	W, 10-5
5	at The Citadel	ESPNU	W, 10-2
7	at No. 12 South Carolina *	SECN+	W, 9-0
8	at No. 12 South Carolina *	SECN+	W, 9-6
9	at No. 12 South Carolina *	SEC Network	L, 3-4 (11)
13	MISSOURI *	ESPNU	W, 5-4
14	MISSOURI *	SECN+	L, 6-7
15	MISSOURI *	SECN+	L, 8-16
18	JACKSONVILLE STATE	SECN+	W, 6-1 (5)
20	at Alabama *	SECN+	W, 4-2
21	at Alabama *	SECN+	W, 7-0
22	at Alabama *	SECN+	W, 7-3

SEC Tournament (Hoover, Ala.; Hoover Metropolitan Stadium)

26	vs. No. 11 Florida	SEC Network	L, 1-13 (7)
27	vs. No. 4 Tennessee	SEC Network	L, 2-12 (8)

June (3-0)

NCAA Starkville Regional (Starkville, Miss.; Dudy Noble Field)

4	SAMFORD	ESPNU	W, 8-4
5	No. 25 VCU	ESPNU	W, 16-4
7	CAMPBELL	ESPNU	W, 6-5

NCAA Starkville Super Regional (Starkville, Miss.; Dudy Noble Field)

12	No. 4 Notre Dame	ESPN	1 p.m.
13	No. 4 Notre Dame	ESPN2/ESPNU	5 p.m.
14	No. 4 Notre Dame	ESPN2/ESPNU	6 p.m.

All times central and subject to change

HOME GAMES IN BOLD CAPS | \* - Southeastern Conference game

## Mississippi State

Record (SEC): 43-15 (20-10)

H/A/N: 28-8 / 12-4 / 3-3

Rankings: Baseball America - 8, CBN - 3  
D1Baseball - 11, NCBWA - 8  
Perfect Game - 9, USA Today - T-7

Head Coach: Chris Lemonis

Record at MSU (Yrs.): 107-34 (3rd)

Career Record (Yrs): 248-125-2 (7th)

Batting Average: .283

Runs Per-Game: 7.1

Hits Per-Game: 9.6

Slugging Percentage: .446

ERA: 3.87

K's/BB Ratio: 3.17/1

Batting Average Against: .221

First Year of Baseball: 1885 (131st season)

Program Record: 2,747-1,595-29 (.631)

## Notre Dame

Record (ACC): 33-11 (25-10)

H/A/N: 16-6 / 15-4 / 2-1

Rankings: Baseball America - 4, CBN - 7  
D1Baseball - 6, NCBWA - 7  
Perfect Game - 5, USA Today - 6

Head Coach: Link Jarrett

Record at ND (Yrs.): 44-13 (2nd)

Career Record (Yrs): 259-179 (9th)

Batting Average: .281

Runs Per-Game: 7.0

Hits Per-Game: 9.5

Slugging Percentage: .470

ERA: 3.80

K's/BB Ratio: 1.95/1

Batting Average Against: .241

## Follow Along

Location: Starkville, Miss.

Stadium: Dudy Noble Field

TV: ESPN (Fri.)/ESPN2 or ESPNU (Sat. &amp; Sun.)

Dave Neal (pbp), Kyle Peterson (analyst)

Internet Stream: ESPN.com/Watch

Radio: MSU Radio Network

Audio Stream: HailState.com/plus

## The Rotation

Saturday, June 12, 2021

MSU: Will Bednar, RHP, Fr. (2Y) 7-1, 3.17 ERA

ND: John Michael Bertrand, LHP, Gr. 8-2, 2.98 ERA

Sunday, June 13, 2021

MSU: Christian MacLeod, LHP, Fr. (3Y) 6-4, 3.91 ERA

ND: TBA

Monday, June 14, 2021 (if necessary)

MSU: TBA

ND: TBA

## Notables

- The Diamond Dawgs earned their fifth straight trip to the NCAA Super Regional, the longest active streak in the NCAA, after they swept the NCAA Starkville Regional.
- Mississippi State pushed its NCAA Regional winning streak to 10 games with a victory over Campbell in the Regional final. State won the final four games of the 2018 Tallahassee Regional, swept the 2019 Starkville Regional and captured its first two games in 2021.
- In home postseason games, Mississippi State has won eight straight postseason games after going 5-0 during the 2019 postseason and winning three in 2021 at The Dude. That is the longest home postseason winning streak in program history.
- Mississippi State will meet Notre Dame for the seventh time in program history on Saturday, with four of the previous six meetings coming in NCAA postseason play.
- The Diamond Dawg pitching staff reached the 700-strikeout mark for the second time in program history with 17 punchouts versus VCU. The 2019 staff fanned a school-record 718 batters and the 2021 edition sits No. 2 on the single-season list with 715.
- State fanned 10 batters in each of its NCAA Tournament games to make it 46 of 58 games in 2021 with double-digit strikeouts. That includes a program-record streak of 21 games from March 21-May 1.
- Mississippi State piled up 16 runs against VCU on Saturday to tie for the seventh most runs in an NCAA postseason game. It is the 10th time in program history MSU scored 15-plus runs in an NCAA Tournament game and the first 1999 (18; vs. Nebraska).

- Will Bednar** struck out eight batters on Friday to move his total to 109 strikeouts on the season. In his first full season of college baseball, Bednar has tied **Eric DuBose** (109; 1995) for the most punchouts in a freshman season.
- Christian MacLeod** followed with 13 punchouts against VCU to join Bednar in the century club and give Mississippi State its fifth season with a 100-strikeout tandem in program history.
- It is the third straight full season with a 100-strikeout duo:
 

1992	BJ Wallace (145) & Jon Harden (108)
1999	Hank Thoms (121) & Matt Ginter (108)
2018	Ethan Small (122) & Konnor Pilkington (107)
2019	Ethan Small (168) & JT Ginn (103)
2021	<b>Will Bednar</b> (109) & <b>Christian MacLeod</b> (106)
- Tanner Allen** moved his hitting streak to 21 games with a two-hit game against Campbell. It also extended his reached base streak to 24 games, which is the second-longest on the team this season (38; Rowdey Jordan) and of his career (26; 2019-20).
- Rowdey Jordan** posted multiple hits in each of the three NCAA Regional games in 2021. For his career in NCAA Regional play, Jordan is 25-for-50 (.500) with 16 runs scored, eight doubles, three home runs and 12 RBIs.
- Kamren James** blasted his 10th and 11th home runs of the season into the NCAA Starkville Regional to earn MVP honors. In reaching double digits, Mississippi State now has three hitters with 10-plus home runs. It is the first time since 1999 that MSU has seen three Diamond Dawgs hit double-digit home runs in the same season.

## What's Inside

P2-4	NCAA Regional News & Notes	10	Starting Pitcher	P18-19	The Last Time...
P2	Tournament Bracket	P11	Allen Tabbed SEC Player of the Year/All-SEC	18	Home Run Tracker
P3	NCAA Tournament By The Numbers	P12	SEC Update/National Polls	19	Exit Velocities
P4-5	NCAA Tournament History	P13-17	News & Notes	P20-26	2021 Statistics
P6	Roster & Quick Facts	13	Free Shirts	25	National Rankings
P7	Head coach Chris Lemonis	14	Tanner Allen/Multi Games/Streaks	26	Pen Production
P8	Mississippi State When.../How It Was Won	15	Rowdey Jordan/State to The Show	P27	Dudy Noble Field
P9	Scorecard Summaries/Inside the Series	16	Bump Day/Honors Tracker	P28	Media Roster
	Career Hitting Superlatives	17	Streaking on the Mound		

# 2021 NCAA Tournament Bracket

#1 *Arkansas (46 - 10) vs. #4 NJIT (26 - 22)	#1 *Texas (42 - 15) vs. #4 Southern U. (20 - 28)
#3 Northeastern (36 - 10) vs. #2 Nebraska (31 - 12)	#3 Fairfield (37 - 3) vs. #2 Arizona St. (32 - 20)
#1 *Louisiana Tech (40 - 18) vs. #4 Rider (23 - 16)	#1 *Florida (38 - 20) vs. #4 South Fla. (28 - 27)
#3 Alabama (31 - 24) vs. #2 NC State (30 - 17)	#3 South Alabama (33 - 20) vs. #2 Miami (FL) (32 - 19)
#1 *Stanford (33 - 14) vs. #4 North Dakota St. (41 - 17)	#1 *Notre Dame (30 - 11) vs. #4 Central Mich. (40 - 16)
#3 Nevada (25 - 18) vs. #2 UC Irvine (40 - 16)	#3 Michigan (27 - 17) vs. #2 UConn (33 - 17)
#1 *Texas Tech (36 - 15) vs. #4 Army West Point (28 - 23)	#1 *Mississippi St. (40 - 15) vs. #4 Samford (35 - 22)
#3 North Carolina (27 - 25) vs. #2 UCLA (35 - 18)	#3 Campbell (35 - 16) vs. #2 VCU (37 - 14)
#1 *Arizona (40 - 15) vs. #4 Grand Canyon (39 - 19 - 1)	#1 *TCU (40 - 17) vs. #4 McNeese (32 - 28)
#3 UC Santa Barbara (39 - 18) vs. #2 Oklahoma St. (35 - 17 - 1)	#3 DBU (37 - 15) vs. #2 Oregon St. (34 - 22)
#1 *Ole Miss (41 - 19) vs. #4 Southeast Mo. St. (30 - 20)	#1 Old Dominion (42 - 14) vs. #4 Jacksonville (16 - 32)
#3 Florida St. (30 - 22) vs. #2 Southern Miss. (37 - 19)	#3 Virginia (29 - 23) vs. #2 *South Carolina (33 - 21)
#1 *East Carolina (41 - 15) vs. #4 Norfolk St. (25 - 26)	#1 *Oregon (37 - 14) vs. #4 Central Conn. St. (28 - 13)
#3 Maryland (28 - 16) vs. #2 Charlotte (39 - 19)	#3 LSU (34 - 22) vs. #2 Gonzaga (33 - 17)
#1 *Vanderbilt (40 - 15) vs. #4 Presbyterian (22 - 21)	#1 *Tennessee (45 - 16) vs. #4 Wright St. (35 - 11)
#3 Indiana St. (30 - 19) vs. #2 Georgia Tech (29 - 23)	#3 Liberty (39 - 14) vs. #2 Duke (32 - 20)



## National Top 16 Seeds

1. Arkansas (46-10)
2. Texas (42-15)
3. Tennessee (45-16)
4. Vanderbilt (40-15)
5. Arizona (40-15)
6. TCU (40-17)
7. Mississippi St. (40-15)
8. Texas Tech (36-15)
9. Stanford (33-14)
10. Notre Dame (30-11)
11. Old Dominion (42-14)
12. Ole Miss (41-19)
13. East Carolina (41-15)
14. Oregon (37-14)
15. Florida (38-20)
16. Louisiana Tech (40-18)

#1 *Arkansas (46 - 10) vs. #4 NJIT (26 - 22)	#1 *Texas (42 - 15) vs. #4 Southern U. (20 - 28)
#3 Northeastern (36 - 10) vs. #2 Nebraska (31 - 12)	#3 Fairfield (37 - 3) vs. #2 Arizona St. (32 - 20)
#1 *Louisiana Tech (40 - 18) vs. #4 Rider (23 - 16)	#1 *Florida (38 - 20) vs. #4 South Fla. (28 - 27)
#3 Alabama (31 - 24) vs. #2 NC State (30 - 17)	#3 South Alabama (33 - 20) vs. #2 Miami (FL) (32 - 19)
#1 *Stanford (33 - 14) vs. #4 North Dakota St. (41 - 17)	#1 *Notre Dame (30 - 11) vs. #4 Central Mich. (40 - 16)
#3 Nevada (25 - 18) vs. #2 UC Irvine (40 - 16)	#3 Michigan (27 - 17) vs. #2 UConn (33 - 17)
#1 *Texas Tech (36 - 15) vs. #4 Army West Point (28 - 23)	#1 *Mississippi St. (40 - 15) vs. #4 Samford (35 - 22)
#3 North Carolina (27 - 25) vs. #2 UCLA (35 - 18)	#3 Campbell (35 - 16) vs. #2 VCU (37 - 14)
#1 *Arizona (40 - 15) vs. #4 Grand Canyon (39 - 19 - 1)	#1 *TCU (40 - 17) vs. #4 McNeese (32 - 28)
#3 UC Santa Barbara (39 - 18) vs. #2 Oklahoma St. (35 - 17 - 1)	#3 DBU (37 - 15) vs. #2 Oregon St. (34 - 22)
#1 *Ole Miss (41 - 19) vs. #4 Southeast Mo. St. (30 - 20)	#1 Old Dominion (42 - 14) vs. #4 Jacksonville (16 - 32)
#3 Florida St. (30 - 22) vs. #2 Southern Miss. (37 - 19)	#3 Virginia (29 - 23) vs. #2 *South Carolina (33 - 21)
#1 *East Carolina (41 - 15) vs. #4 Norfolk St. (25 - 26)	#1 *Oregon (37 - 14) vs. #4 Central Conn. St. (28 - 13)
#3 Maryland (28 - 16) vs. #2 Charlotte (39 - 19)	#3 LSU (34 - 22) vs. #2 Gonzaga (33 - 17)
#1 *Vanderbilt (40 - 15) vs. #4 Presbyterian (22 - 21)	#1 *Tennessee (45 - 16) vs. #4 Wright St. (35 - 11)
#3 Indiana St. (30 - 19) vs. #2 Georgia Tech (29 - 23)	#3 Liberty (39 - 14) vs. #2 Duke (32 - 20)

STREAMING LIVE  
ON  
ESPN2

ESPN 3

ESPN 2

ESPN

ESPN  
SQUEEZE PLAY

Don't Bet On It.



© 2021 National Collegiate Athletic Association. No commercial use without the NCAA's written permission.

\* Host Institution



## By The Numbers: NCAA Tournament

### Overall

Appearances:	39
Record:	118-87 (.575)

### NCAA Regional (Since 1975)

Regional Appearances:	33
Regional Titles:	14
Regional Record:	87-43 (.669)

### NCAA District Playoffs (1954-74)

District III Appearances:	6
District III Titles:	1
District III Record:	9-11 (.450)

### NCAA Super Regional (Since 1999)

Super Regional Appearances:	10
Super Regional Titles:	4
Super Regional Record:	9-11 (.450)

### College World Series (Since 1947)

College World Series Appearances:	11
Best College World Series Finish:	2013 (Finalist)
College World Series Record:	13-22 (.371)

### Individual Honors

NCAA All-Regional Selections:	128
NCAA Regional MVP:	17
College World Series All-Tournament Team:	10

## NCAA Tournament by Opponent

### All-Time NCAA Tournament Opponents

(39 appearances, 91 different opponents)

Opponent	Record	Opponent	Record	Opponent	Record	Opponent	Record
Alabama	0-2	Furman	0-1	NC State	1-0	Stetson	1-0
Arizona	0-2	Georgia	0-1	Nebraska	2-0	Tennessee Tech	1-0
Arizona State	0-1	Georgia Southern	1-0	New Orleans	3-2	Texas	1-4
Arkansas	1-0	Georgia Tech	3-1	Nicholls State	2-0	Texas A&M	2-2
Auburn	1-0	Illinois	1-0	North Carolina	2-6	Texas Tech	0-2
Austin Peay	1-0	Indiana	1-0	<b>Notre Dame</b>	<b>2-2</b>	Towson	1-0
Baylor	0-2	Indiana State	1-0	Ohio State	1-2	Tulane	2-0
BYU	1-1	Jackson State	1-0	Oklahoma	3-2	Tulsa	0-1
Cal State Fullerton	2-4	Jacksonville State	1-0	Oklahoma State	1-0	UAB	1-0
Cal State Northridge	0-1	Kent State	2-0	Oregon State	2-2	UC Santa Barbara	1-0
<b>Campbell</b>	<b>1-0</b>	Kentucky	0-1	Pan American	2-0	UCLA	1-3
Central Arkansas	2-1	Long Beach State	0-1	Pepperdine	0-1	UIC	1-0
Central Michigan	1-0	Louisiana Tech	2-0	Rice	1-0	UNC Asheville	1-0
Clemson	2-4	Louisiana-Lafayette	0-2	Richmond	1-0	USC	0-1
Delaware	1-0	Louisville	0-2	Rollins	1-0	Vanderbilt	2-2
Duke	0-2	LSU	0-3	<b>Samford</b>	<b>2-2</b>	<b>VCU</b>	<b>1-0</b>
East Carolina	1-0	Maine	1-1	San Diego State	1-0	Virginia	2-0
East Tennessee State	2-0	Maryland	2-1	South Alabama	3-1	Wake Forest	0-1
Eastern Kentucky	1-0	Miami (Fla.)	2-3	South Carolina	1-2	Washington	4-1
Elon	1-1	Michigan	2-1	Southeast Missouri	1-0	West Virginia	1-0
FAU	2-0	Middle Tennessee State	2-0	Southern	1-0	Western Carolina	2-1
Florida	2-2	Missouri	1-0	Southern Miss	3-0	Wichita State	1-0
Florida State	7-4	Murray State	2-0	Stanford	2-2		

### All-Time NCAA Regional Opponents

(33 appearances, 65 different opponents)

Opponent	Record	Opponent	Record	Opponent	Record	Opponent	Record
Austin Peay	1-0	Indiana State	1-0	NC State	1-0	Texas A&M	2-2
Baylor	0-2	Jackson State	1-0	Notre Dame	2-2	Texas Tech	0-2
BYU	1-0	Jacksonville State	1-0	Ohio State	1-2	Towson	1-0
Cal State Fullerton	1-2	Kent State	2-0	Oklahoma	3-2	Tulane	2-0
Cal State Northridge	0-1	Long Beach State	0-1	Pan American	2-0	UAB	1-0
<b>Campbell</b>	<b>1-0</b>	Louisiana-Lafayette	0-2	Rice	1-0	UC Santa Barbara	1-0
Central Arkansas	2-1	Louisiana Tech	2-0	<b>Samford</b>	<b>2-2</b>	UCLA	0-1
Central Michigan	1-0	Maine	1-1	San Diego State	1-0	UIC	1-0
Clemson	0-2	Miami (Fla.)	1-2	South Alabama	3-1	UNC Asheville	1-0
Delaware	1-0	Michigan	1-1	South Carolina	1-1	<b>VCU</b>	<b>1-0</b>
East Tennessee State	2-0	Middle Tennessee State	2-0	Southeast Missouri	1-0	Washington	3-1
Eastern Kentucky	1-0	Missouri	1-0	Southern	1-0	West Virginia	1-0
Elon	1-1	Murray State	2-0	Southern Miss	3-0	Western Carolina	2-1
FAU	2-0	Nebraska	2-0	Stanford	0-1	Wichita State	1-0
Florida State	5-1	New Orleans	3-2	Stetson	1-0		
Georgia Tech	2-0	Nicholls State	2-0	Tennessee Tech	1-0		
Illinois	1-0	North Carolina	1-4	Texas	1-2		

### All-Time NCAA Super Regional Opponents

(10 appearances, 9 different opponents)

Opponent	Record	Opponent	Record	Opponent	Record
Arizona	0-2	Florida	1-2	Stanford	2-0
Cal State Fullerton	0-2	LSU	0-2	Vanderbilt	2-1
Clemson	2-2	<b>Notre Dame</b>	--	Virginia	2-0

## NCAA Regional All-Time All-Tournament Team

Year	Pos.	Player	Year	Pos.	Player	Year	Pos.	Player	Year	Pos.	Player
1978	CF	Mike Kelley	1990	OF	Tracy Echols	2003	OF	Brad Corley	2014	OF	C.T. Bradford
	1B	Tim Weisheim		3B	Burke Masters		P	Jamie Gant		P	Jonathan Holder
1979	SS	Boyd Conner		SS	Jon Shave		3B	Steve Gendron		2B	Brett Pirtle
	OF	Mike Kelley		1B	Tommy Raffo		DH	Robby Goodson	2016	SS	Ryan Gridley
	C	John McDonald		P	Bobby Reed		SS	Matthew Maniscalco		P	Zac Houston
	UT	Larry Pavlou		1B	Rob Norman		C	Craig Tatum		OF	Reid Humphreys
1981	P	Steve D'Ercole	1991	OF	Ron Brown		OF	Joseph Hunter		C	Jack Kruger
	OF	Mark Gillaspie		C	Matt Carpenter		OF	Jeff Butts		OF	Jake Mangum
	C	Terry Loe		SS	Paul Petrulis		OF	Brad Corley		DH	Brent Rooker
	OF	Brad Winkler		P	B.J. Wallace		DH	Brian LaNinfa	2017	P	Jacob Billingsley
1983	OF	Brad Winkler		1B	Richard Lee		C	Joseph McGaskill		OF	Cody Brown
1984	1B	Will Clark	1996	OF	Brooks Bryan		OF	Mitch Moreland		SS	Ryan Gridley
	OF	Bobby Locke		2B	Travis Chapman		P	Justin Pigott		OF	Jake Mangum
	OF	Rafael Palmeiro		P	Eric DuBose		3B	Russ Sneed		2B	Hunter Stovall
	OF	Dan Van Cleve		C	Barry Patton		2B	Brandon Turner	2018	C	Dustin Skelton
	P	Jeff Brantley		3B	Adam Platt		OF	Jeffrey Rea		OF	Elijah MacNamee
1985	1B	Will Clark		OF	Rusty Thoms		P	Justin Pigott		<b>OF</b>	<b>Rowdey Jordan</b>
	C	Roark McDonald		OF	Brooks Bryan		2B	Nick Vickerson		OF	Jake Mangum
	P	Gene Morgan		1B	Richard Lee		1B	Cody Freeman		P	J.P. France
	OF	Rafael Palmeiro	1999	SS	Travis Chapman		OF	Brent Brownlee	2019	<b>1B</b>	<b>Tanner Allen</b>
	2B	Gator Thiesen		OF	Brian Wiese		OF	C.T. Bradford		2B	Justin Foscue
	OF	Dan Van Cleve		1B	Cliff Wren		OF	Jaron Shepherd		<b>DH</b>	<b>Josh Hatcher</b>
1987	2B	Burke Masters		3B	Travis Chapman		P	Evan Mitchell		<b>OF</b>	<b>Rowdey Jordan</b>
	1B	John Mitchell		P	Mark Freed		P	Nick Routt		C	Dustin Skelton
	SS	Brad Hildreth		OF	Shane Kelly		1B	Wes Rea		P	Ethan Small
1988	OF	Jody Hurst		DH	Ty Martin		2B	Matthew Britton	2020	<b>OF</b>	<b>Tanner Allen</b>
	C	Barry Winford		OF	Phillip Willingham		SS	Adam Frazier		<b>P</b>	<b>Will Bednar</b>
1989	OF	Tracy Echols		2B	Daron Wright		C	Mitch Slauter		<b>P</b>	<b>Houston Harding</b>
	DH	Burke Masters	2001	1B	Matthew Brinson		3B	Alex Detz		<b>IF</b>	<b>Kamren James</b>
	1B	Tommy Raffo		3B	Steve Gendron		P	Chad Girodo		<b>OF</b>	<b>Rowdey Jordan</b>
	P	Bobby Reed		P	Paul Maholm		2B	Brett Pirtle			
	C	Barry Winford		OF	Casey Long		1B	Wes Rea			
	3B	Pete Young					OF	Hunter Renfroe			



## NCAA Tournament History

<b>1949</b>		<b>1-2</b>
<i>District III Tournament</i>	1-2	<i>Charlotte, N.C.</i>
vs. Richmond	W	2-0
vs. Wake Forest	L	3-4
vs. Kentucky	L	2-5
<b>1953</b>		<b>1-2</b>
<i>District III Tournament</i>	1-2	<i>Durham, N.C.</i>
at Duke	L	3-9
vs. Rollins	W	6-5
at Duke	L	4-5
<b>1965</b>		<b>1-2</b>
<i>District III Tournament</i>		<i>Gastonia, N.C.</i>
vs. Florida State	W	6-3
vs. Furman	L	2-5
vs. Florida State	L	2-6
<b>1966</b>		<b>1-2</b>
<i>District III Tournament</i>	1-2	<i>Gastonia, N.C.</i>
vs. Florida State	W	4-3
vs. North Carolina	L	4-5
vs. Florida State	L	0-7
<b>1970</b>		<b>2-2</b>
<i>District III Tournament</i>	2-2	<i>Gastonia, N.C.</i>
vs. Maryland	L	2-3
vs. East Carolina	W	12-6
vs. Maryland	W	8-4
vs. Florida State	L	4-5
<b>1971</b>		<b>3-3</b>
<i>District III Tournament</i>	3-1 (1st)	<i>Gastonia, N.C.</i>
vs. Maryland	W	2-1
vs. Miami (Fla.)	W	7-3
vs. Georgia Tech	L	8-20
vs. Georgia Tech	W	5-2
<i>College World Series</i>	0-2 (T7th)	<i>Omaha, Neb.</i>
vs. Tulsa	L	2-5
vs. BYU	L	1-3
<b>1978</b>		<b>2-2</b>
<i>South Central Regional</i>	2-2 (2nd)	<i>Arlington, Texas</i>
vs. Baylor	L	0-3
vs. Louisiana Tech	W	6-5
vs. Pan American	W	7-5
vs. Baylor	L	3-6
<b>1979</b>		<b>5-3</b>
<i>South Regional</i>	4-1 (1st)	<i>Starkville, Miss.</i>
NEW ORLEANS	L	11-13
TULANE	W	12-4
NEW ORLEANS	W	13-10
MURRAY STATE	W	8-6
MURRAY STATE	W	18-8
<i>College World Series</i>	1-2 (T5th)	<i>Omaha, Neb.</i>
vs. Cal State Fullerton	W	6-1
vs. Texas	L	2-8
vs. Pepperdine	L	4-5

<b>1981</b>		<b>4-2</b>
<i>Atlantic Regional</i>	3-0 (1st)	<i>Clemson, S.C.</i>
vs. East Tennessee State	W	7-6
vs. Wichita State	W	5-1
vs. East Tennessee State	W	6-5
<i>College World Series</i>	1-2 (T-5th)	<i>Omaha, Neb.</i>
vs. Michigan	W	4-0
vs. Arizona State	L	3-4
vs. South Carolina	L	5-6
<b>1983</b>		<b>3-2</b>
<i>Central Regional</i>	3-2 (2nd)	<i>Austin, Texas</i>
vs. Tulane	W	4-2
at Texas	W	6-2
vs. Pan American	W	7-5
at Texas	L	0-7
at Texas	L	3-12
<b>1984</b>		<b>3-2</b>
<i>South II Regional</i>	3-2 (2nd)	<i>Starkville, Miss.</i>
SOUTH CAROLINA	L	1-4
NEW ORLEANS	W	11-4
EASTERN KENTUCKY	W	13-8
SOUTH CAROLINA	W	18-9
NEW ORLEANS	L	3-6
<b>1985</b>		<b>4-3</b>
<i>South I Regional</i>	3-1 (1st)	<i>Starkville, Miss.</i>
WEST VIRGINIA	W	10-1
NEW ORLEANS	W	8-4
MICHIGAN	L	6-14
MICHIGAN	W	19-8
<i>College World Series</i>	2-2 (T-3rd)	<i>Omaha, Neb.</i>
vs. Oklahoma State	W	12-3
vs. Arkansas	W	5-4
vs. Texas	L	7-12
vs. Miami (Fla.)	L	5-6
<b>1987</b>		<b>1-2</b>
<i>Midwest Regional</i>	1-2 (4th)	<i>Starkville, Miss.</i>
NC STATE	W	10-6
TEXAS A&M	L	4-7
WESTERN CAROLINA	L	1-8
<b>1988</b>		<b>2-2</b>
<i>South Regional</i>	2-2 (2nd)	<i>Starkville, Miss.</i>
WESTERN CAROLINA	W	7-4
CAL STATE FULLERTON	L	1-5
MIDDLE TENNESSEE STATE	W	12-4
CAL STATE FULLERTON	L	3-5
<b>1989</b>		<b>4-2</b>
<i>South Regional</i>	4-2 (2nd)	<i>Starkville, Miss.</i>
WESTERN CAROLINA	W	8-0
NICHOLLS STATE	W	11-2
NORTH CAROLINA	L	1-2
INDIANA STATE	W	11-2
NORTH CAROLINA	W	6-0
NORTH CAROLINA	L	1-7

<b>1990</b>		<b>5-3</b>
<i>South II Regional</i>	4-1 (1st)	<i>Starkville, Miss.</i>
BYU	W	16-5
ILLINOIS	W	5-3
FLORIDA STATE	W	11-8
FLORIDA STATE	L	9-11
FLORIDA STATE	W	4-3
<i>College World Series</i>	1-2 (T-5th)	<i>Omaha, Neb.</i>
vs. Georgia	L	0-3
vs. Georgia Southern	W	15-1
vs. Stanford	L	1-6
<b>1991</b>		<b>2-2</b>
<i>Northeast Regional</i>	2-2 (3rd)	<i>Orono, Maine</i>
vs. Towson	W	10-4
at Maine	W	6-5
vs. Clemson	L	9-10
at Maine	L	5-8
<b>1992</b>		<b>2-2</b>
<i>Midwest Regional</i>	2-2 (3rd)	<i>Starkville, Miss.</i>
NICHOLLS STATE	W	1-0
OKLAHOMA	W	9-6
OKLAHOMA	L	6-10
UCLA	L	2-3
<b>1993</b>		<b>0-2</b>
<i>East Regional</i>	0-2 (T-5th)	<i>Tallahassee, Fla.</i>
vs. Notre Dame	L	1-15
vs. Long Beach State	L	1-2
<b>1996</b>		<b>1-2</b>
<i>West Regional</i>	1-2 (4th)	<i>Palo Alto, Calif.</i>
vs. UC Santa Barbara	W	6-2
at Stanford	L	6-8
vs. Cal State Northridge	L	19-20
<b>1997</b>		<b>6-3</b>
<i>Midwest Regional</i>	5-1 (1st)	<i>Starkville, Miss.</i>
OHIO STATE	W	8-5
WASHINGTON	L	4-5
TENNESSEE TECH	W	25-5
GEORGIA TECH	W	10-2
WASHINGTON	W	7-5
WASHINGTON	W	4-3
<i>College World Series</i>	1-2 (T5th)	<i>Omaha, Neb.</i>
vs. Alabama	L	2-3
vs. UCLA	W	7-5
vs. Alabama	L	5-9
<b>1998</b>		<b>5-3</b>
<i>Central Regional</i>	4-1 (1st)	<i>College Station, Texas</i>
vs. Washington	W	7-6
at Texas A&M	L	3-4
vs. Rice	W	15-14
at Texas A&M	W	10-9
at Texas A&M	W	11-5
<i>College World Series</i>	1-2 (T5th)	<i>Omaha, Neb.</i>
vs. Florida	W	14-13
vs. LSU	L	8-10
vs. USC	L	1-7

1999		2-2
<i>Columbus Regional</i>	2-2 (2nd)	<i>Columbus, Ohio</i>
vs. Nebraska	W	18-14
at Ohio State	L	3-6
vs. Nebraska	W	13-7
at Ohio State	L	7-10
2000		3-3
<i>Starkville Regional</i>	3-1 (1st)	<i>Starkville, Miss.</i>
SOUTH ALABAMA	W	9-2
NOTRE DAME	W	9-1
NOTRE DAME	L	0-7
NOTRE DAME	W	10-9
<i>Clemson Super Regional</i>	0-2	<i>Clemson, S.C.</i>
at Clemson	L	4-11
at Clemson	L	4-9
2001		3-2
<i>Columbus Regional</i>	3-0 (1st)	<i>Columbus, Ohio</i>
vs. Kent State	W	9-8 (10)
vs. Delaware	W	4-3
vs. Kent State	W	14-4
<i>Fullerton Super Regional</i>	0-2	<i>Fullerton, Calif.</i>
at Cal State Fullerton	L	2-13
at Cal State Fullerton	L	3-9
2003		2-2
<i>Starkville Regional</i>	2-2 (2nd)	<i>Starkville, Miss.</i>
MIDDLE TENNESSEE STATE	W	10-4
NORTH CAROLINA	L	5-10
MISSOURI	W	10-5
NORTH CAROLINA	L	6-8 (11)
2004		1-2
<i>Atlanta Regional</i>	1-2 (3rd)	<i>Atlanta, Ga.</i>
vs. Texas Tech	L	6-10
vs. Jacksonville State	W	7-6
vs. Texas Tech	L	7-17
2005		2-2
<i>Coral Gables Regional</i>	2-2 (2nd)	<i>Coral Gables, Fla.</i>
vs. FAU	W	13-2
at Miami (Fla.)	L	1-4
vs. FAU	W	8-4
at Miami (Fla.)	L	4-10
2006		2-2
<i>Clemson Regional</i>	2-2 (2nd)	<i>Clemson, S.C.</i>
vs. Elon	L	4-5
vs. UNC Asheville	W	5-4
vs. Elon	W	12-3
at Clemson	L	6-8
2007		5-2
<i>Tallahassee Regional</i>	3-0 (1st)	<i>Tallahassee, Fla.</i>
vs. Stetson	W	6-3
at Florida State	W	3-0
at Florida State	W	9-4
<i>Starkville Super Regional</i>	2-0	<i>Starkville, Miss.</i>
CLEMSON	W	8-6
CLEMSON	W	8-5
<i>College World Series</i>	0-2 (7th)	<i>Omaha, Neb.</i>
vs. North Carolina	L	5-8
vs. Louisville	L	4-12

2011		4-2
<i>Atlanta Regional</i>	3-0 (1st)	<i>Atlanta, Ga.</i>
vs. Southern Miss	W	3-0
vs. Austin Peay	W	8-3
at Georgia Tech	W	7-3
<i>Gainesville Super Regional</i>	1-2	<i>Gainesville, Fla.</i>
at Florida	L	1-11
at Florida	W	4-3
at Florida	L	6-8
2012		1-2
<i>Tallahassee Regional</i>	1-2 (3rd)	<i>Tallahassee, Fla.</i>
vs. Samford	L	0-5
vs. UAB	W	8-1
vs. Samford	L	2-3
2013		8-3
<i>Starkville Regional</i>	3-1 (1st)	<i>Starkville, Miss.</i>
CENTRAL ARKANSAS	W	5-3
SOUTH ALABAMA	W	6-2
CENTRAL ARKANSAS	L	2-5
CENTRAL ARKANSAS	W	6-1
<i>Charlottesville Super Regional</i>	2-0	<i>Charlottesville, Va.</i>
at Virginia	W	11-6
at Virginia	W	6-5
<i>College World Series</i>	3-2 (2nd)	<i>Omaha, Neb.</i>
vs. Oregon State	W	5-4
vs. Indiana	W	5-4
vs. Oregon State	W	4-1
vs. UCLA (CWS Finals)	L	1-3
vs. UCLA (CWS Finals)	L	0-8
2014		2-2
<i>Lafayette Regional</i>	2-2 (2nd)	<i>Lafayette, La.</i>
vs. San Diego State	W	5-2
vs. Jackson State	W	3-1
at Louisiana-Lafayette	L	8-14
at Louisiana-Lafayette	L	3-5
2016		3-2
<i>Starkville Regional</i>	3-0 (1st)	<i>Starkville, Miss.</i>
SOUTHEAST MISSOURI	W	9-5
CAL STATE FULLERTON	W	4-1
LOUISIANA TECH	W	4-0
<i>Starkville Super Regional</i>	0-2	<i>Starkville, Miss.</i>
ARIZONA	L	0-1
ARIZONA	L	5-6
2017		4-3
<i>Hattiesburg Regional</i>	4-1 (1st)	<i>Hattiesburg, Miss.</i>
vs. South Alabama	L	3-6
vs. UIC	W	5-4
vs. South Alabama	W	7-3
at Southern Miss	W	8-1
at Southern Miss	W	8-6
<i>Baton Rouge Super Regional</i>	0-2	<i>Baton Rouge, La.</i>
at LSU	L	3-4
at LSU	L	4-14

2018		8-4
<i>Tallahassee Regional</i>	4-1 (1st)	<i>Tallahassee, Fla.</i>
vs. Oklahoma	L	10-20
at Florida State	W	3-2
vs. Samford	W	9-8
vs. Oklahoma	W	13-5
vs. Oklahoma	W	8-1
<i>Nashville Super Regional</i>	2-1	<i>Nashville, Tenn.</i>
at Vanderbilt	W	10-8
at Vanderbilt	L	3-4
at Vanderbilt	W	10-6
<i>College World Series</i>	2-2 (T-3rd)	<i>Omaha, Neb.</i>
vs. Washington	W	1-0
vs. North Carolina	W	12-2
vs. Oregon State	L	2-12
vs. Oregon State	L	2-5
2019		6-2
<i>Starkville Regional</i>	3-0 (1st)	<i>Starkville, Miss.</i>
SOUTHERN	W	11-6
CENTRAL MICHIGAN	W	7-2
MIAMI (Fla.)	W	5-2
<i>Starkville Super Regional</i>	2-0	<i>Starkville, Miss.</i>
STANFORD	W	6-2
STANFORD	W	8-1
<i>College World Series</i>	1-2 (T-5th)	<i>Omaha, Neb.</i>
vs. Auburn	W	5-4
vs. Vanderbilt	L	3-6
vs. Louisville	L	3-4
2021		3-0
<i>Starkville Regional</i>	3-0 (1st)	<i>Starkville, Miss.</i>
SAMFORD	W	8-4
VCU	W	16-4
CAMPBELL	W	6-5





## 2021 Roster

### Numerical

#	Name	Pos.	B/T	Ht.	Wt.	Cl./Exp.	Hometown/High School (Previous School)
2	KC Hunt	RHP	L/R	6-3	200	So./Fr.	Wycoff, N.J./Ramapo
3	Scotty Dubrule	IF	L/R	5-10	175	Gr./Sr.	Venice, Fla./Venice (Jacksonville)
4	Rowdey Jordan	OF	S/R	5-10	190	Sr./Jr.	Auburn, Ala./Auburn
5	Tanner Allen	OF	L/R	5-11	190	Sr./Jr.	Theodore, Ala./UMS- Wright Prep
6	Kamren James	IF	R/R	6-2	205	So./Fr.	Southaven, Miss./DeSoto Central
7	Brandon Smith	RHP	R/R	6-3	220	Jr./So.	Richland, Miss./Richland
8	Drew McGowan	OF	L/R	6-1	180	So./Fr.	Hopkinsville, Ky./University Heights Academy
10	Josh Hatcher	IF/OF	L/L	6-2	200	Sr./Jr.	Albany, Ga./Lee County
11	Kellum Clark	IF	L/R	6-4	205	Fr./Fr.	Brandon, Miss./Brandon
12	Davis Meche	IF	L/R	5-10	165	Fr./Fr.	Lake Charles, La./Barbe
13	Davis Rokose	LHP	L/L	6-0	205	So./Fr.	Johns Creek, Ga./Chattahoochee
14	Riley Self	RHP	R/R	6-4	230	Gr./Sr.	Coldwater, Miss./Magnolia Heights School
15	Cade Smith	RHP	L/R	6-1	190	Fr./Fr.	Southaven, Miss./DeSoto Central
17	Stone Simmons	RHP	R/R	6-4	235	So./Fr.	Houston, Texas/ The Kinkaid School (Furman)
18	Chase Patrick	RHP	R/R	5-9	170	So./Fr.	Ellaville, Ga./Schley County (Chattahoochee C.C.)
19	Logan Tanner	C	R/R	6-0	230	So./Fr.	Lucedale, Miss./George County
20	Luke Hancock	C	L/R	5-11	195	Jr./So.	Houston, Miss./Houston
23	Landon Sims	RHP	R/R	6-2	235	So./Fr.	Cumming, Ga./South Forsythe
24	Will Bednar	RHP	R/R	6-2	235	So./Fr.	Valencia, Pa./Mars Area
25	Kyte McDonald	OF	R/R	5-10	180	So./Fr.	San Antonio, Texas/ Antonian
26	Xavier Lovett	RHP	R/R	5-11	185	So./Fr.	Houston, Texas/ Westfield
27	Jackson Fristoe	RHP	R/R	6-4	210	Fr./Fr.	Paducah, Ky./Paducah Tilghman
28	Christian MacLeod	LHP	L/L	6-4	220	Jr./Fr.	Huntsville, Ala./Huntsville
29	Carlisle Koestler	RHP	R/R	5-11	190	Gr./Sr.	Vicksburg, Miss./Warren Central (Southeastern Louisiana)
31	Tanner Leggett	IF	R/R	5-10	155	Sr./Jr.	Raymond, Miss./Central Hinds Academy (Northwest Mississippi C.C.)
32	Parker Stinnett	RHP	R/R	6-1	190	Jr./So.	Oxford, Miss./Oxford (Northwest Mississippi C.C.)
33	Brad Cumbest	OF	R/R	6-5	250	Jr./So.	Hurley, Miss./East Central
35	Preston Johnson	RHP	R/R	6-4	250	Jr./So.	Crystal Springs, Miss./Copiah Academy (Hinds C.C.)
36	Brayland Skinner	OF	L/L	5-10	175	Sr./So.	Lake Cormorant, Miss./Lake Cormorant (Northwest Mississippi C.C.)
37	Eric Cerantola	RHP	R/R	6-5	225	Jr./So.	Oakville, Ontario/Ecole Secondaire Catholique Sainte-Trinite
39	Mikey Tepper	RHP	L/R	6-0	210	Fr./Fr.	Fort Mill, S.C./Fort Mill
43	Lane Forsythe	IF	R/R	5-10	170	Fr./Fr.	Humboldt, Tenn./Trinity Christian Academy
44	Kace Garner	C	R/R	6-1	195	Jr./So.	Brandon, Miss./ Northwest Rankin (Meridian C.C.)
45	Cam Tullar	LHP	R/L	6-1	215	Jr./So.	Brighton, Mich./Brighton (Wabash Valley (Ill.) College)
47	Drew Talley	RHP	R/R	6-3	220	Sr./Jr.	Huntsville, Ala./Huntsville (Wallace State C.C.-Hanceville)
48	Houston Harding	LHP	L/L	6-1	230	Sr./Jr.	Walls, Miss./Evangelical Christian School (Itawamba C.C.)
50	Brandon Pimentel	IF/OF	L/L	6-3	220	Jr./So.	El Paso, Texas/Socorro (Howard C.C.)
51	Dylan Carmouche	LHP	S/L	6-5	225	Fr./Fr.	Denham Springs, La./LSU Laboratory

22 Chris Lemonis - Head Coach (Third Season at Mississippi State, Sixth Overall; The Citadel, 1992)  
21 Jake Gautreau - Assistant Coach (Fourth Season; Tulane, 2011)  
42 Scott Foxhall - Assistant Coach (Third Season; College of Charleston, 2004)  
0 Kyle Cheesebrough - Volunteer Assistant Coach (Third Season; Louisville, 2010)

### Alphabetical

#	Name	Pos.	B/T	Ht.	Wt.	Cl./Exp.
5	Allen, Tanner	OF	L/R	5-11	190	Sr./Jr.
24	Bednar, Will	RHP	R/R	6-2	235	So./Fr.
51	Carmouche, Dylan	LHP	S/L	6-5	225	Fr./Fr.
37	Cerantola, Eric	RHP	R/R	6-5	225	Jr./So.
0	Cheesebrough, Kyle	Assistant Coach				
11	Clark, Kellum	IF	L/R	6-4	205	Fr./Fr.
33	Cumbest, Brad	OF	R/R	6-5	250	Jr./So.
3	Dubrule, Scotty	IF	L/R	5-10	175	Gr./Sr.
43	Forsythe, Lane	IF	R/R	5-10	170	Fr./Fr.
42	Foxhall, Scott	Assistant Coach				
27	Fristoe, Jackson	RHP	R/R	6-4	210	Fr./Fr.
44	Garner, Kace	C	R/R	6-1	195	Jr./So.
21	Gautreau, Jake	Assistant Coach				
20	Hancock, Luke	C	L/R	5-11	195	Jr./So.
48	Harding, Houston	LHP	L/L	6-1	230	Sr./Jr.
10	Hatcher, Josh	IF/OF	L/L	6-2	200	Sr./Jr.
2	Hunt, KC	RHP	L/R	6-3	200	So./Fr.
6	James, Kamren	IF	R/R	6-2	205	So./Fr.
35	Johnson, Preston	RHP	R/R	6-4	250	Jr./So.
4	Jordan, Rowdey	OF	S/R	5-10	190	Sr./Jr.
29	Koestler, Carlisle	RHP	R/R	5-11	190	Gr./Sr.
31	Leggett, Tanner	IF	R/R	5-10	155	Sr./Jr.
22	Lemonis, Chris	Head Coach				
26	Lovett, Xavier	RHP	R/R	5-11	185	So./Fr.
28	MacLeod, Christian	LHP	L/L	6-4	220	Jr./Fr.
25	McDonald, Kyte	OF	R/R	5-10	180	So./Fr.
8	McGowan, Drew	OF	L/R	6-1	180	So./Fr.
12	Meche, Davis	IF	L/R	5-10	165	Fr./Fr.
18	Patrick, Chase	RHP	R/R	5-9	170	Sr./Jr.
50	Pimentel, Brandon	IF/OF	L/L	6-3	220	Jr./So.
13	Rokose, Davis	LHP	L/L	6-0	205	So./Fr.
14	Self, Riley	RHP	R/R	6-4	230	Gr./Sr.
17	Simmons, Stone	RHP	R/R	6-4	235	So./Fr.
23	Sims, Landon	RHP	R/R	6-2	235	So./Fr.
36	Skinner, Brayland	OF	L/L	5-10	175	Sr./So.
7	Smith, Brandon	RHP	R/R	6-3	220	Jr./So.
15	Smith, Cade	RHP	L/R	6-1	190	Fr./Fr.
32	Stinnett, Parker	RHP	R/R	6-1	190	Jr./So.
47	Talley, Drew	RHP	R/R	6-3	220	Sr./Jr.
19	Tanner, Logan	C	R/R	6-0	230	So./Fr.
39	Tepper, Mikey	RHP	L/R	6-0	210	Fr./Fr.
45	Tullar, Cam	LHP	R/L	6-1	215	Jr./So.

### Program Quick Facts

School Information	
Location	Starkville, Mississippi
Founded	1878
Enrollment	22,226
President	Dr. Mark E. Keenum
Faculty Representative	Dr. Steven Turner
Director of Athletics	John Cohen
Twitter	@JohnCohenAD
Affiliation	NCAA Division I
Conference	Southeastern - Western Division
Nickname	Bulldogs
Colors	Maroon and White

#### Stadium

Name	Dudy Noble Field, Polk-DeMent Stadium
Capacity	15,000+
Field Dimensions	Left-330, Left Center-385, Center-400, Right Center-380, Right-305

#### 2020 Team Information

Overall Record (SEC; Finish)	12-4 (--)
Home/Away/Neutral	10-2/1-2/2-0
Postseason	--
Lettermen Returning/Lost	24/7
Position Starters Returning/Lost	8/2
Pitchers Returning/Lost	12/2
Newcomers	19 (10 Freshmen, 9 Transfers)

#### Program Information

First Year of Baseball	1885 (131st season)
First Year in SEC	1933 (Charter Member)
All-Time Record (Win %)	2,747-1,595-29 (.631)
All-Time SEC Record (Win %)	979-832-3 (.540)
SEC Championships (Last)	11 (2016)
SEC Tournament Championships (Last)	7 (2012)
NCAA Tournaments (Last)	39 (2021)
NCAA Super Regionals (Last)	10 (2021)
College World Series (Last)	11 (2019)

### Pronunciation Guide

Dylan Carmouche	car-MOO-sh
Eric Cerantola	Sare-an-TOE-la
Scotty Dubrule	Duh-bruul
Jaxen Forrester	Jackson Forest-er
Jake Gautreau	Go-TRO (long o)
Rowdey Jordan	Rouw-D
Carlisle Koestler	Car-lie-ul Kess-lur
Chris Lemonis	Luh-MOE-niss
Xavier Lovett	Pronounce the X
Christian MacLeod	Mc-CLOUD
Davis Meche	Mesh
Brandon Pimentel	Pim-in-tell
Davis Rokose	Row-cohs
Mikey Tepper	Mike-EE
Cam Tullar	TUH-lur



# CHRIS LEMONIS

## 22 HEAD COACH (THIRD SEASON)

### MYRTLE BEACH, S.C.

ALMA MATER: THE CITADEL, 1992



After arguably the most successful first year by a Southeastern Conference head baseball coach in conference history, Chris Lemonis begins his third season as the leader of the Mississippi State baseball program.

The 18th head coach in the storied history of the program, a journey of nearly 40 years came full circle when he was introduced on June 25, 2018 on Adkerson Plaza inside Dudy Noble Field. The son of a 1973 State graduate, Lemonis resided in Starkville as a child and now leads one of the perennial powerhouses in college baseball.

In his first season at the helm of the Diamond Dawgs, Lemonis became the winningest first-year head coach in SEC history and in the process led the 2019 edition to the second-most victories in program history at 52 (54; 1989). The 40 victories over MSU's first 50 games marked the third-most in the first 50 games of a season in program history and set the tone for State's second straight trip to the College World Series.

Lemonis became one of just three SEC head coaches to advance to the College World Series in their inaugural season in the conference, joining Jake Gibbs (Ole Miss, 1972) and fellow Diamond Dawg skipper Pat McMahon (Mississippi State, 1998).

Over his first two seasons, five Diamond Dawgs earned All-America honors and a trio of pitchers have garnered national specialty awards. Left-handed pitcher Ethan Small was tabbed the 2019 National Pitcher of the Year (College Baseball Foundation; American Baseball Coaches Association), while right-handed pitcher JT Ginn (2019) and left-handed pitcher Christian MacLeod (2020) earned back-to-back National Freshman of the Year honors. Ginn and Small each earned specialty awards from the SEC, as well, grabbing the conference's Freshman and Pitcher of the Year, respectively, in 2019.

After a school-record-tying 11 Diamond Dawgs heard their names called in the 2019 Major League Baseball First Year Player Draft, State tied for the most players drafted in the first two rounds of the 2020 MLB event. Small became the 15th Diamond Dawg taken in the first round of the MLB Draft in 2019, while Justin Foscue and Jordan Westburg each went in the first round of the 2020 event.

Owning a head coaching record of 205-110-2, Lemonis was also a part of nearly 800 wins as an assistant coach and three trips to the College World Series. During his time at Indiana, Lemonis' teams averaged 35.3 wins per season, including a 40-win campaign during his final season in Bloomington. He averaged 39.2 victories per year during his career in an assistant role (784 wins), bolstered by a 44.9 wins-per-season average at Louisville. The Cardinals were college baseball's winningest program during that eight-year span and made the program's first three trips to Omaha.

Lemonis not only understands what it takes to get to Omaha as a coach but also as a student-athlete. A 1992 graduate of The Citadel, Lemonis added a 1990 appearance in the College World Series as a student-athlete. The appearance makes The Citadel one of just three schools in Southern Conference history (Duke, Wake Forest) and only current member of the conference to advance to Omaha.

One of the top recruiters and player development coaches in the country, Lemonis has seen success at every coaching stop. After helping his alma mater, The Citadel, to five NCAA Regional appearances in 12 seasons as an assistant coach, Lemonis joined college teammate Dan McDonald's staff at Louisville and quickly turned the Cardinals into a consistent Omaha contender.

After helping Louisville to seven postseason berths in eight years, the 2013 American Baseball Coaches Association/Baseball America Assistant Coach of the Year headed to Indiana to take his first head coaching job with the Hoosier program in 2015.

In each of his head coaching stops, Lemonis has led his team to the NCAA postseason in his first season at the helm. He helped the Hoosiers into the NCAA Tournament field during his initial season in Bloomington, before he guided Mississippi State to the College World Series in 2019 — his first season in Starkville.

Overall, Lemonis enters his 27th season as a collegiate coach in 2021, making one College World Series appearance as a head coach, taking three trips to Omaha as an assistant, earning 16 NCAA tournament berths and aiding in four 50-win seasons. His pupils have earned 30 All-America honors, 15 Freshman All-America laurels and 82 have signed professional baseball contracts, with 17 getting the call up to Major League Baseball.

#### RECRUITING AND DEVELOPMENT

Widely regarded as one of the elite recruiters and developers of talent in all of college baseball, a total of 95 student-athletes have been selected in the Major League Baseball Draft under Lemonis' watch, with 17 of those reaching the highest level of professional baseball.

Since arriving at Louisville for the 2006-07 academic year, Lemonis has been a part of 13 nationally-ranked recruiting classes, including his first three classes at MSU. His initial Bulldog recruiting class was tabbed as the No. 12 class nationally by Baseball America and Perfect Game, while it earned the No. 9 ranking from Collegiate Baseball Newspaper. In 2019, he and his staff brought in another top-10 ranked class, finishing as high as No. 6 by Baseball America.

Over his first two seasons in Starkville, Lemonis has tutored 14 picks in the MLB First Year Player Draft, including three first rounders and one second rounder. Sixteen of Lemonis' Indiana players were taken in the MLB Draft in his final four years in Bloomington and 14 signed professional contracts. He also recruited and coached nine of the Hoosier's school-record 10 MLB Draft choices in 2019.

From 2007-14, Lemonis saw seven-straight classes ranked among the top-30 nationally, including the No. 12 national class for the 2011 recruiting cycle. In 2017, Baseball America revisited the Cardinals' 2013 class, re-ranking it No. 2 in the nation after the on-field success under Lemonis' watch. In 2018, the publication tabbed an un-ranked 2014 recruiting class — which included 2015 National Freshman of the Year and 2017 Golden Spikes Award winner Brendan McKay — as the No. 1 class in the publication's re-rankings.

Lemonis mentored and or recruited 47 student-athletes that signed professional contracts after being selected in the MLB Draft during his eight years as the top assistant and recruiting coordinator at Louisville, including a school-record 10 selections in the 2010 MLB Draft. He helped produce 10 first or second round draft choices over a seven-year span.

To date, 15 Cardinals who were recruited by and played for Lemonis have gone on to reach the big leagues. Those players include Nick Burdi, Adam Duvall, Chris Dominguez, Cody Ege, Adam Engel, Chad Green, Dean Kiekhefer, Matt Koch, Trystan Magnuson, Justin Marks, Kyle McGrath, Brendan McKay, B.J. Rosenberg, Nick Solak and Tony Zych. Over \$28 million in signing bonuses were accrued by Lemonis' Louisville draftees.

#### MISSISSIPPI STATE

Inheriting a team that is coming off of a trip to the College World Series doesn't always translate into immediate success, but Lemonis was able to build off that momentum as he began writing his chapter in Mississippi State history.

The 2020 squad was off to a 12-4 start with two wins each over Oregon State and No. 2 Texas Tech, before the season was shut down due to the COVID-19 pandemic. Though many publications didn't hand out postseason honors, Collegiate Baseball Newspaper tabbed left-handed pitcher Christian MacLeod the Co-National Freshman of the Year.

Along with the second-most single-season victories (52) during the 2019 season, his team also posted the second-best 20-, 30- and 40-game starts (18-2, 25-5, 32-8) in program history. He joined Pat McMahon as the only two Diamond Dawg dugout bosses to lead the program to the College World Series in their initial campaign and his 52 wins were the most by a first-year SEC head coach in the conference's history.

State saw four student-athletes earn first-team All-SEC, tying for the fourth-most selections in a single season in program history behind the five selections in 1949, 1971 and 1977. Ethan Small posted one of the most dominant seasons on the mound in program history, leading the nation in strikeouts and earning National and Southeastern Conference Pitcher of the Year honors. Right-handed pitcher JT Ginn was tabbed National Freshman of the Year and Southeastern Conference Freshman of the Year.

Along with Small, Tanner Allen, Justin Foscue and Jake Mangum each earned top honors from the SEC, and Foscue, Mangum and Small each grabbed at least one first-team All-America honor. Small became Mississippi State's seventh unanimous first-team All-American, joining Jeff Brantley (1985) and Chris Stratton (2012) as the only pitchers to accomplish the feat.

On the team side of things, State's offense led the nation in doubles to mark the first time in program history the Diamond Dawgs led the NCAA in an offensive or pitching category. The 166 doubles set a school record and rank No. 4 all-time in SEC history.

#### Personal

<b>Hometown:</b>	Myrtle Beach, S.C.
<b>Wife:</b>	Jill
<b>Children:</b>	Marissa & Mackenzie
<b>College:</b>	The Citadel, 1992

#### Coaching Career

2019-	Mississippi State Head Coach
2015-18	Indiana Head Coach
2007-14	Louisville Assistant Coach
2003-06	The Citadel Associate Head Coach
1995-2002	The Citadel Assistant Coach

#### Lemonis Year-by-Year

As a Head Coach		* - NCAA postseason canceled	
	School	Record	Postseason
2021	Mississippi State	43-15	---
2020 *	Mississippi State	12-4	---
2019	Mississippi State	52-15	College World Series
2018	Indiana	40-19	NCAA Regional
2017	Indiana	34-24-2	NCAA Regional
2016	Indiana	32-24	---
2015	Indiana	35-24	NCAA Regional
<b>at MSU</b>	<b>3rd Season</b>	<b>107-34</b>	<b>1 College World Series</b>
<b>Career</b>	<b>7th Season</b>	<b>248-125-2</b>	<b>5 NCAA Regionals</b>
			<b>2 Super Regional, 1 College World Series</b>

#### As an Assistant Coach

	School	Record	Postseason
2014	Louisville	50-17	College World Series
2013	Louisville	51-14	College World Series
2012	Louisville	41-22	NCAA Regional
2011	Louisville	32-29	---
2010	Louisville	50-14	NCAA Regional
2009	Louisville	47-18	NCAA Super Regional
2008	Louisville	41-21	NCAA Regional
2007	Louisville	47-24	College World Series
2006	The Citadel	34-27	---
2005	The Citadel	25-34	---
2004	The Citadel	39-28	NCAA Regional
2003	The Citadel	32-25	---
2002	The Citadel	31-26	---
2001	The Citadel	38-24	NCAA Regional
2000	The Citadel	39-20	---
1999	The Citadel	41-20	NCAA Regional
1998	The Citadel	37-24	NCAA Regional
1997	The Citadel	37-21	---
1996	The Citadel	33-26	---
1995	The Citadel	39-21	NCAA Regional
<b>Totals</b>	<b>20 Seasons</b>	<b>784-455</b>	<b>15 NCAA Regionals</b>
			<b>Four NCAA Super Regionals, Three College World Series</b>





## Mississippi State When...

	2019	2020	2021
Overall	52-15	12-4	43-15
vs. Top-5 Teams	7-4	2-0	2-6
vs. Top-10 Teams	5-6	2-0	7-9
vs. Top-25 Teams	16-13	2-0	13-10
Non-Conference	32-5	12-4	23-5
SEC	20-10	--	20-10
SEC East	9-3	--	7-5
SEC West	11-7	--	13-5
At Home	37-5	9-2	28-8
On the Road	10-6	1-2	12-4
At Neutral Sites	5-4	2-0	3-3
In Day Games	25-7	10-3	17-12
In Night Games	27-8	2-1	26-3
vs. Teams .500 Or Better	37-13	3-2	29-12
vs. Teams Worse Than .500	15-0	9-2	14-3
vs. Left-Handed Starter	17-3	5-1	10-7
vs. Right-Handed Starter	35-12	7-3	33-8
When Starter Receives Decision	30-11	6-3	24-10
When Reliever Receives Decision	22-4	6-1	19-5
When Starter Goes 5+ Innings	31-10	7-3	21-3
When Starter Goes <5 Innings	21-5	5-1	22-12
When Scoring First	30-5	10-2	34-5
When Opponent Scores First	22-10	2-2	9-10
When Leading After 6 Innings	41-2	9-0	35-1
When Trailing After 6 Innings	5-12	2-3	5-13
When Tied After 6 Innings	6-1	1-1	2-1
When Leading After 8 Innings	47-1	11-0	39-1
When Trailing After 8 Innings	1-11	1-4	3-12
When Tied After 8 Innings	3-1	--	0-1
In One-Run Games	11-6	2-0	8-3
In Two-Run Games	5-3	--	2-1
In 5+ Run Games	27-5	1-1	21-7
Weekend Series W-L-T	11-2-0	3-1-0	10-3-0
Series Sweeps/Times Swept	5/1	2/0	5/1
When Scoring 0-2 Runs	1-8	0-3	0-6
When Scoring 3-5 Runs	11-6	4-1	12-7
When Scoring 6-9 Runs	21-1	8-0	18-1
When Scoring 10+ Runs	19-0	--	13-1
Shutouts/Times Shut Out	5/3	1/1	7/1
In Extra Innings	2-1	--	1-1
When Opponent Scores 4 Runs Or Less	36-6	11-0	32-2
When Opponent Scores 5 Runs Or More	16-9	1-4	11-13
When Out-Hitting Opponent	45-4	11-1	37-3
When Out-Hit by Opponent	4-8	1-3	5-10
When Hits Are Equal	3-3	--	1-2
When Hitting A Home Run	34-5	8-1	30-7
When Opponent Hits A Home Run	22-9	3-1	18-12
When Errorless	20-6	6-0	20-4
When Committing One Error	15-5	3-1	13-5
When Committing 2+ Errors	17-4	3-3	10-6
When Opponent is Errorless	12-9	3-3	9-6
When Opponent Commits One Error	13-5	5-1	18-5
When Opponent Commits 2+ Errors	27-1	4-0	16-4
Game 1 of Weekend	11-3	3-1	11-3
Game 2 of Weekend	10-4	4-0	9-5
Game 3 of Weekend	9-4	2-2	9-5
Monday	--	--	2-0
Tuesday	7-0	1-1	6-0
Wednesday	9-1	2-0	5-1
Thursday	2-3	--	2-2
Friday	12-5	3-1	10-4
Saturday	12-6	4-0	12-4
Sunday	10-0	2-2	5-5

Uniform breakdown on page 9

## How It Was Won

(\* - Walk-off hit)

Below is a chart representing how the eventual game-winning run was recorded for Mississippi State in 2021.

Gm	Opponent	Final	Player	Inn.	Outs	Play	Score at Time
1.	vs. No. 9 Texas	8-3	Rowdey Jordan	4	2	Reached on an error	3-0
2.	vs. No. 10 TCU	2-3	--	--	--	--	--
3.	vs. No. 3 Texas Tech	11-5	Scotty Dubrule	8	2	RBI infield single	5-5
4.	JACKSON STATE	7-3	Landon Jordan	5	2	RBI single	3-0
5.	TULANE	3-7	--	--	--	--	--
6.	TULANE	9-5	Luke Hancock *	9	--	Grand slam	5-5
7.	TULANE	5-4	Tanner Allen *	9	2	2RBI single	3-4
8.	vs. Southern Miss	4-1	Rowdey Jordan	3	--	Sacrifice fly	1-1
9.	KENT STATE	8-3	Luke Hancock	5	--	2RBI single	3-3
10.	KENT STATE	5-9	--	--	--	--	--
11.	KENT STATE	13-0	Kamren James	1	1	RBI single	0-0
12.	GRAMBLING	10-0	Rowdey Jordan	3	1	Sacrifice fly	0-0
13.	LOUISIANA-LAFAYETTE	4-0	Scotty Dubrule	1	1	Scored on a wild pitch	0-0
14.	EASTERN MICHIGAN	14-0	Logan Tanner	2	1	RBI single	0-0
15.	EASTERN MICHIGAN	4-1	Logan Tanner *	9	--	3-run home run	1-1
16.	EASTERN MICHIGAN	4-1	Scotty Dubrule	2	1	3RBI double	0-0
17.	SAMFORD	10-2	Luke Hancock	4	--	2-run home run	1-0
18.	at No. 10 LSU	6-1	Brayland Skinner	5	--	2-run home run	0-0
19.	at No. 10 LSU	3-0	Lane Forsythe	5	1	Sacrifice fly	0-0
20.	at No. 10 LSU	3-8	--	--	--	--	--
21.	NORTH ALABAMA	18-1	Kamren James	1	1	2RBI single	0-0
22.	ARKANSAS	2-8	--	--	--	--	--
23.	ARKANSAS	5-11	--	--	--	--	--
24.	ARKANSAS	4-6	--	--	--	--	--
25.	KENTUCKY	8-1	Luke Hancock	3	1	Sacrifice fly	1-0
26.	KENTUCKY	3-2	Luke Hancock	8	1	Sacrifice fly	2-2
27.	KENTUCKY	4-3	Logan Tanner	4	--	Solo home run	3-1
28.	SOUTHERN	1-0	Tanner Leggett	2	1	Scored on passed ball	1-0
29.	at Auburn	6-5	Tanner Leggett	8	2	Scored on a wild pitch	5-5
30.	at Auburn	7-2	Kamren James	3	--	2-run home run	1-1
31.	at Auburn	19-10	Luke Hancock	1	2	2RBI single	8-0
32.	Arkansas State	18-10	Luke Hancock	8	--	RBI ground out	10-3
33.	No. 6 Ole Miss	5-2	Kamren James	6	1	Sacrifice fly	2-2
34.	No. 6 Ole Miss	0-9	--	--	--	--	--
35.	No. 6 Ole Miss	7-5	Tanner Allen	6	2	3RBI triple	4-4
36.	UAB	19-7	Scotty Dubrule	3	1	RBI single	7-3
37.	at Vanderbilt	2-6	--	--	--	--	--
38.	at Vanderbilt	7-4	Logan Tanner	7	1	RBI double	4-1
39.	at Vanderbilt	4-7	--	--	--	--	--
40.	Texas A&M	8-7	Tanner Allen *	12	--	Solo home run	7-7
41.	Texas A&M-1	3-2	Brad Cumbest	5	1	Sacrifice fly	2-0
42.	Texas A&M-2	10-5	Brad Cumbest	7	2	RBI single	5-3
43.	at The Citadel	10-2	Brad Cumbest	3	1	2RBI single	2-0
44.	at No. 12 South Carolina	9-0	Kamren James	1	--	RBI single	0-0
45.	at No. 12 South Carolina	9-6	Tanner Allen	5	1	RBI single	6-1
46.	at No. 12 South Carolina	3-4	--	--	--	--	--
47.	Missouri	5-4	Scotty Dubrule	7	2	2RBI single	3-4
48.	Missouri	6-7	--	--	--	--	--
49.	Missouri	8-16	--	--	--	--	--
50.	Jacksonville State	6-1	Luke Hancock	1	2	Two-run home run	0-0
51.	at Alabama	4-2	Tanner Allen	7	1	2RBI double	2-2
52.	at Alabama	7-0	Kamren James	2	1	Solo home run	0-0
53.	at Alabama	7-3	Rowdey Jordan	5	2	Scored on an error	3-3
54.	vs. Florida	1-13	--	--	--	--	--
55.	vs. Tennessee	2-12	--	--	--	--	--
56.	Samford	8-4	Tanner Allen	4	1	RBI groundout	4-1
57.	VCU	16-4	Kellum Clark	4	--	Solo home run	4-1
58.	Campbell	6-5	Logan Tanner	5	1	Solo home run	5-3

## Career Game-Winning Plays

WO = Walk-off game-winning play

	'18	'19	'20	'21	WO	Total		'18	'19	'20	'21	WO	Total
Allen, Tanner	5	9	1	5	3	19	James, Kamren	--	--	1	6	--	7
Clark, Kellum	--	--	--	1	--	1	Jordan, Rowdey	1	5	--	4	--	10
Cumbest, Brad	--	1	--	3	--	4	Leggett, Tanner	--	--	--	3	--	3
Dubrule, Scotty	--	--	--	5	--	5	Pimentel, Brandon	--	--	2	--	--	2
Forsythe, Lane	--	--	--	1	--	1	Skinner, Brayland	--	--	--	1	--	1
Hancock, Luke	--	--	2	8	1	10	Tanner, Logan	--	--	--	5	1	5
Hatcher, Josh	1	3	3	--	1	7							



Scorecard Summaries

2021 statistics listed | Probable starters based on previous games

Pos.	Name	Elg.	B/T	Ht./Wt.	Avg.	R	H	RBI	Notes
C	Logan Tanner	Fr. (2Y)	R/R	6-0/230	.286	39	59	43	Newcomer All-SEC; First collegiate hit was a home run; Team best 12 home runs; Has thrown out 10 of 33 potential base stealers (27%); His 23 stolen bases are the second fewest in the SEC (min. 30 attempts against)
1B	Luke Hancock	So.	L/R	5-11/195	.269	36	53	56	Hit walk-off grand slam in middle game vs. Tulane (2/27); Hit two home runs against Samford (3/16); Career on-base percentage of .408
2B	Scotty Dubrule	Gr.	L/R	5-10/175	.284	37	54	23	NCAA career active leader in hits (303) and games played (254); Owns 16 multi-hit games in 2021
SS	Lane Forsythe	Fr.	R/R	5-10/170	.236	29	37	18	Made first career start against Kent State (3/7) and capped no-hitter with over-the-shoulder grab for final out
DH	Kamren James	Fr. (2Y)	R/R	6-2/205	.270	42	57	55	Has at least one RBI in 23 games this season; Tabbed SEC Newcomer of the Week after hitting .467 during week eight (Southern, at Auburn); Named NCAA Starkville Regional MVP after hitting .385 (5-for-13) with two doubles, two home runs and seven RBIs in three games
LF	Brad Cumbest	So.	R/R	6-5/250	.322	20	28	17	Had one hit in each of the three NCAA Starkville Regional games; Scored twice and drove in two RBIs against VCU (6/5)
CF	Rowdey Jordan	Jr.	S/R	5-10/190	.329	64	73	40	Owns 229 career hits and 22 home runs; Career batting average of .312; Made 191 career starts in the outfield; One of two SEC hitters to reach base in all 30 SEC games; Second-team All-SEC pick in the outfield; Hit .533 (8-for-15) with seven runs scored and two RBIs in three games at the NCAA Starkville Regional; Four of eight hits were doubles
RF	Tanner Allen	Jr.	L/R	5-11/190	.395	59	88	58	Career .337 hitter with 269 hits, 174 RBIs and 163 runs scored; Hit over .400 against five of 10 SEC opponents in 2021; SEC Player of the Year; Only SEC hitter with a .300 average and top-10 ranking in the conference in runs scored, hits and RBIs (overall games); Reached base in 55 of 58 games; One of four hitters nationally - two in the Power 5 - with 50 runs scored, 70 hits and 50 RBIs in the regular season
DH	Kellum Clark	Fr.	L/L	6-2/200	.250	17	15	10	Started the last 13 games, starting with series finale at South Carolina (5/9); Owns 12 hits, 11 runs scored and six RBIs in that stretch

NCAA Tournament Nuggets	
<ul style="list-style-type: none"><li>Mississippi State will host an NCAA Super Regional for the fourth time in program history from June 12-14, with Notre Dame coming to Dudy Noble Field for the best two-of-three series.</li><li>The Diamond Dawgs are the only program in the country to an active streak of four straight NCAA Super Regionals.</li><li>The Bulldogs have hosted Clemson (2007), Arizona (2016) and Stanford (2019) in the three previous Super Regionals, with each of those taking just two games to decide.</li><li>State won two games over Clemson and Stanford to earn trips to the College World Series in 2007 and 2019, but fell to Arizona.</li><li>MSU is making its 39th appearance in the NCAA Championships, which ranks No. 9 in the tournament's history. In 11 of those, Mississippi State has advanced to the College World Series, which is No. 13 among Division I programs.</li><li>The Bulldogs have made 33 NCAA Regional appearances and own an 87-43 (.669) record all-time on their way to 16 regional titles.</li></ul>	<ul style="list-style-type: none"><li>Mississippi State owns a 47-18 (.723) record over 15 NCAA Regionals played at Dudy Noble Field, as well as a 10-game win streak in regional games played in Starkville.</li><li>In Super Regional games, Mississippi State is 9-11 (.450) overall, but have won four of the last five Super Regional games it has played. State was 2-1 at the 2018 Nashville Super Regional and swept the 2019 Starkville Super Regional.</li><li>All-time against Notre Dame, Mississippi State is 2-4, with four of the six meetings coming in the NCAA postseason. Notre Dame defeated MSU in the 1993 NCAA Tallahassee Regional opener, before State took 2-of-3 games in the 2000 Starkville Regional.</li></ul>

Career Situational Statistics						
Runners On Base (H-AB)						
Name	'18	'19	'20	'21	Total	Avg.
Allen, Tanner	48-143	55-152	5-16	46-123	154-434	0.355
Clark, Kellum	--	--	--	8-32	8-32	0.250
Cumbest, Brad	--	11-28	1-8	10-47	22-83	0.265
Dubrule, Scotty	--	--	--	32-88	32-88	0.364
Forsythe, Lane	--	--	--	22-71	22-71	0.310
Garner, Kace	--	--	--	2-9	2-9	0.222
Hancock, Luke	--	8-18	3-11	33-105	44-134	0.328
Hatcher, Josh	19-92	20-56	6-28	15-63	60-239	0.251
James, Kamren	--	--	10-29	34-124	44-153	0.288
Jordan, Rowdey	34-102	44-142	7-21	29-84	114-349	0.327
Leggett, Tanner	--	--	1-7	9-43	10-50	0.200
McDonald, Kyte	--	--	--	4-10	4-10	0.400
McGowan, Drew	--	--	0-4	4-21	4-25	0.160
Meche, Davis	--	--	--	2-8	2-8	0.250
Pimentel, Brandon	--	--	8-30	3-8	11-38	0.289
Skinner, Brayland	--	--	--	10-37	10-37	0.270
Tanner, Logan	--	--	5-23	28-100	33-123	0.268
TOTAL					576-1,883	.306
Runners in Scoring Position (H-AB)						
Name	2018	2019	2020	2021	Total	Avg.
Allen, Tanner	26-92	36-101	3-9	29-73	94-275	.342
Clark, Kellum	--	--	--	3-20	3-20	.150
Cumbest, Brad	--	6-17	0-4	7-34	13-55	.236
Dubrule, Scotty	--	--	--	19-49	19-49	.388
Forsythe, Lane	--	--	--	15-52	15-52	.288
Garner, Kace	--	--	--	2-6	2-6	.333
Hancock, Luke	--	9-25	2-6	25-77	36-108	.333
Hatcher, Josh	9-52	15-34	3-17	4-31	31-134	.231
James, Kamren	--	--	7-16	19-68	26-84	.310
Jordan, Rowdey	17-57	28-82	5-13	20-59	70-211	.332
Leggett, Tanner	--	--	0-3	3-25	3-28	.107
McDonald, Kyte	--	--	--	2-7	2-7	.286
McGowan, Drew	--	--	0-1	3-10	3-11	.273
Meche, Davis	--	--	--	1-5	1-5	.200
Pimentel, Brandon	--	--	5-16	3-4	8-20	.400
Skinner, Brayland	--	--	--	9-25	9-25	.360
Tanner, Logan	--	--	3-15	19-62	22-77	.286
TOTAL					357-1,167	.306

Inside The Series

Scouting The Opponent	
<ul style="list-style-type: none"><li>Notre Dame enters after sweeping the NCAA South Bend Regional to push its record to 33-11 overall. The Fighting Irish finished second in the ACC with a 25-10 conference mark.</li><li>As a team, the Irish lead the nation in fielding percentage at .984 and rank No. 11 in double plays per game (0.93). The pitching staff led the ACC in shutouts (6) and the offense ranks second in the conference in stolen bases per game (1.43).</li><li>Golden Spikes Award semifinalist Niko Kavadas powers the Irish offense with a team-best 62 RBIs and 21 home runs to go along with his .309 batting average. He has walked 47 times and struck out just 50 times in 44 games played.</li><li>John Michael Bertrand has been the ace of the staff in 2021, as the only Notre Dame pitcher with double-digit starts on the season. He is 8-2 with a 2.98 ERA in 84 2/3 innings of work.</li><li>The pitching staff had three of the top ERAs in the ACC this season, as Tanner Kohlhepp (2.93) and Aidan Tyrell (2.91) joined Bertrand on the list. Tyrell made seven starts over 16 appearances, while Kohlhepp had one start over 22 appearances.</li></ul>	

Series Notes	
<ul style="list-style-type: none"><li>Mississippi State and Notre Dame will meet for the seventh time in program history to open the NCAA Starkville Super Regional, with Fighting Irish owning a 4-2 edge all time.</li></ul>	
Overall	Notre Dame leads 4-2
NCAA Tournament:	Tied 2-2
In Starkville	Notre Dame leads 3-2
In South Bend	--
Neutral Site	Notre Dame leads 1-0
<ul style="list-style-type: none"><li>Four of the six meetings in program history have come in the regional round of the NCAA Tournament, with Notre Dame winning a single game in 1993, before Mississippi State won two of three meetings to advance to the 2000 NCAA Super Regional.</li><li>The first meeting came in Tallahassee, Florida, when Notre Dame won a 15-1 decision.</li><li>In 2000, the Irish traveled to Starkville for the 2000 NCAA Regional and State won two of three games in the event to punch its ticket to the Super Regional versus Clemson.</li><li>In 2001, Notre Dame traveled to Starkville to open the season and took both games in the truncated NBC Classic at Dudy Noble Field.</li></ul>	

Series History		
Date	Location	Result
5/27/1993 !	Tallahassee, Fla.	ND, 1-15
5/27/2000 !	Starkville, Miss.	MSU, 8-1
5/28/2000 !	Starkville, Miss.	ND, 0-7
5/28/2000 !	Starkville, Miss.	MSU, 10-9
2/17/2001	Starkville, Miss.	ND, 5-7
2/18/2001	Starkville, Miss.	ND, 2-4 (11)
! - NCAA Tournament		



# WILL BEDNAR

## 24 RIGHT-HANDED PITCHER

VALENCIA, PA. | MARS AREA

MAJOR: BUSINESS ADMINISTRATION



### 2021 Biography

#### Career Notes & Records

**Season:** 2021: Is the 25th Diamond Dawg overall and third freshman to reach the century mark for strikeouts in a single season vs. Samford (6/4) in the opening game of the NCAA Regional ... Joined **Eric DuBose** (109; 1995) and **JT Ginn** (105; 2019) on the list ... Teamed with **Christian MacLeod** - who reached 100 strikeouts the next day - to be the only freshman teammates to reach 100 strikeouts in the same season in 2021.

#### 2021 Season

**Season:** Appeared in 15 games with 12 starts on the mound ... No. 2 starter during the SEC season ... Earned wins at LSU, at Auburn, at Vanderbilt, against Texas A&M, at South Carolina, at Alabama and over Samford in the NCAA Regional ... Walked two-or-fewer batters in 13 of 15 appearances, including 10 of 12 starts ... Owns six starts in 2021 with one-or-fewer walk ... Posted four double-digit strikeout games: Arkansas (10), Kentucky (10), at South Carolina (13) and at Alabama (11) ... Threw at least five innings in 10 of 12 starts.

**Kent State (3/5-7):** Made season debut in the series opener ... Threw a clean inning with two strikeouts. **Grambling (3/9):** Threw two scoreless innings in a start ... Allowed one hit and struck out five. **Eastern Michigan (3/12-14):** Fired four scoreless innings with one hit allowed ... Struck out seven. **at LSU (3/19-21):** Fired five scoreless innings in his first SEC start ... After the first two hitters reached base, he retired 13 straight batters between the first and fifth innings ... Only one base runner reached third base ... Allowed just three hits, walked one and punched out seven. **Arkansas (3/26-28):** Allowed five runs - four earned - on six hits in five innings ... Struck out 10 and walked one. **Kentucky (4/1-3):** Fired six innings in a no decision ... Allowed two runs on three hits ... Fanned 10 and walked two - one intentional. **at Auburn (4/9-11):** Allowed one run over seven innings of work to earn the win ... Struck out 10 and didn't walk a batter ... Allowed just four hits and retired 12 straight batters between the third and seventh inning. **Ole Miss (4/16-18):** Threw three innings and allowed six runs on seven hits ... Walked two and struck out four in the loss. **at Vanderbilt (4/23-25):** Allowed one run on three hits in five innings of work to earn the win ... Walked three and struck out eight ... First-inning sacrifice fly accounted for his only run allowed. **Texas A&M (4/20-5/2):** Earned the win with five innings of one run work in the start ... Allowed five hits, walked three and struck out seven. **at South Carolina (5/7-9):** Struck out 13 batters in six innings of work to earn the win ... Allowed three runs on six hits with zero walks ... Struck out the first four batters he faced ... Fanned multiple batters in five of six innings. **Missouri (5/13-15):** Allowed three runs - two earned - on seven hits over five innings in a no decision ... Walked two and struck out six. **at Alabama (5/20-22):** Picked up the win with eight shutout innings on 112 pitches ... Allowed three hits and walked two batters ... Struck out 11 ... Only one base runner reached third base in the game ... Retired nine straight batters between the fifth and eighth innings. **SEC Tournament (5/26-27):** Appeared in one game in relief. vs. *Tennessee* (5/27): Tossed two innings in relief ... Allowed three runs on five hits ... Walked one and fanned four batters. **NCAA Starkville Regional (6/4-7):** Earned NCAA Starkville Regional All-Tournament Team. *Samford* (6/4): Earned the win with seven innings of work and three runs - two earned - allowed ... Gave up a lead-off home run, before retiring 12 of the next 13 batters to settle in ... Struck out eight and walked one.

### Bednar's Single-Game Career Highs

Innings Pitched	8.0	at Alabama, 5/21/21	Wild Pitches	2	Wright State, 2/15/20
Fewest Hits ( <i>Start</i> )	1	Twice: Grambling, 3/9/21	Hit-by-Pitch	1	Six Times; Samford, 6/4/21
Fewest Runs ( <i>Start</i> )	0	Five Times; Last at Alabama, 5/2/21	Total Pitches	117	Samford, 6/4/21
Fewest Earned Runs ( <i>Start</i> )	0	Five Times; Last at Alabama, 5/2/21			
Walks	3	Twice; Texas A&M-1, 5/1/21			
Strikeouts	13	at South Carolina, 5/8/21			

### Bednar's Career Statistics

	ERA	W-L	App	GS	CG	SHO/CBO	SV	IP	H	R	ER	BB	SO	2B	3B	HR	BF	BAA	WP	HBP	BK	SFA	SHA
2020	1.76	0-0	4	1	0	0/1	1	15.1	9	3	3	6	23	3	0	0	63	.161	2	1	0	0	0
2021	3.17	7-1	15	12	0	0/3	0	71.0	60	28	25	18	109	11	1	10	290	.228	2	5	1	3	1
CAREER	2.92	7-1	19	13	0	0/4	1	86.1	69	31	28	24	132	14	1	10	353	.216	4	6	1	3	1

### 2021 Game-by-Game

Opponent (Date)	Dec.	IP	H	R (ER)	BB	K
vs. Texas (F20)		--DNP--				
vs. TCU (F21)		--DNP--				
vs. Texas Tech (F22)		--DNP--				
Jackson State (F24)		--DNP--				
Tulane (F26)		--DNP--				
Tulane (F27)		--DNP--				
Tulane (F28)		--DNP--				
vs. Southern Miss (Mr2)		--DNP--				
Kent State(Mr5)	--	1.0	--	--(--)	--	2
Kent State (Mr6)		--DNP--				
Kent State (Mr7)		--DNP--				
Grambling (Mr9) *	--	2.0	1	--(--)	--	5
Louisiana-Lafayette (Mr10)		--DNP--				
Eastern Michigan (Mr12)		--DNP--				
Eastern Michigan (Mr13)		--DNP--				
Eastern Michigan (Mr14)	--	4.0	1	--(--)	--	5
Samford (Mr16)		--DNP--				
at LSU (Mr19)		--DNP--				
at LSU (Mr20) *	W	5.0	3	--(--)	1	7
at LSU (Mr21)		--DNP--				
North Alabama (Mr23)		--DNP--				
Arkansas (Mr26)		--DNP--				
Arkansas (Mr27) *	--	5.0	6	5 (4)	1	10
Arkansas (Mr28)		--DNP--				
Miss. Valley State (Mr30)		--DNP--				
Kentucky (A1)		--DNP--				
Kentucky (A2) *	--	6.0	3	2 (2)	2	10
Kentucky (A3)		--DNP--				
Southern (A6)		--DNP--				
at Auburn (A9)		--DNP--				
at Auburn (A10) *	W	7.0	4	1 (1)	--	7
at Auburn (A11)		--DNP--				
Arkansas State (A13)		--DNP--				
Ole Miss (A16)		--DNP--				
Ole Miss (A17) *	L	3.0	7	6 (6)	2	4
Ole Miss (A18)		--DNP--				
UAB (A20)		--DNP--				
at Vanderbilt (A23)		--DNP--				
at Vanderbilt (A24) *	W	5.0	3	1 (1)	3	8
at Vanderbilt (A25)		--DNP--				
Texas A&M (A30)		--DNP--				
Texas A&M (My1) *	W	5.0	5	1 (1)	3	7
Texas A&M (My2)		--DNP--				
at The Citadel (My5)		--DNP--				
at South Carolina (My7)		--DNP--				
at South Carolina (My8) *	W	6.0	6	3 (3)	--	13
at South Carolina (My9)		--DNP--				
Missouri (My13)		--DNP--				
Missouri (My14) *	--	5.0	7	3 (2)	2	6
Missouri (My15)		--DNP--				
Jacksonville State (My18)		--DNP--				
at Alabama (My20)		--DNP--				
at Alabama (My21) *	W	8.0	3	--(--)	2	11
at Alabama (My22)		--DNP--				
vs. Florida (My26)		--DNP--				
vs. Tennessee (My27)	--	2.0	5	3 (3)	1	4
Samford (Jn4)	W	7.0	6	3 (2)	1	8
VCU (Jn5)		--DNP--				
Campbell (Jn7)		--DNP--				

\* - Denotes Game Started | (W)in, (L)oss, H(old), (S)ave, (B)lowdown Save

## Allen Tabbed SEC Player of the Year; Five Earn Postseason SEC Awards

For the second time in the last four seasons, the SEC Player of the Year hails from Mississippi State, as junior **Tanner Allen** was named the conference's top player and five total Diamond Dawgs earned honors from the conference office on Monday (May 24).

With Allen's player of the year award, Mississippi State has captured six specialty awards in the last five seasons, including **Brent Rooker's** Southeastern Conference Player of the Year award in 2017. **Ethan Small** (Pitcher of the Year) and **JT Ginn** (Freshman of the Year) each won an award in 2019, and **John Cohen** (Coach of the Year) and **Jake Mangum** (Freshman of the Year) each won an award in 2016.

Allen was also tabbed first-team All-SEC to give State a first-team honoree in eight of the last nine years, with 16 total selections over that span.

The second-team All-SEC squad included **Rowdey Jordan** (OF) and **Landon Sims** (RP), while the SEC All-Newcomer team had three Bulldogs as a part of it: Sims, **Will Bednar** and **Logan Tanner**. The All-Newcomer list was formed for the 2021 season to honor those freshmen that played their first season during the COVID-19 pandemic.

Allen has been at his best against the best in college baseball, as the left-handed hitter led the SEC in overall batting average (.387) and was the only SEC hitter to finish with an average over .400 in SEC play (.411). Allen produced 25 multi-hit games and 17 multi-RBI contests this season and reached base multiple times in 36 of 52 games played. Allen was the only SEC student-athlete to rank among the top-10 in average, on-base percentage, slugging percentage, runs scored, RBIs, total bases and hits in the regular season.

On the season, Allen hit .300-or-better against eight of 10 SEC opponents, including a .400 average against Auburn, Vanderbilt and Texas A&M. He hit .500 against Missouri and .615 in three games at South Carolina. In conference play, Allen was on base in 29 of 30 games with a conference-leading 16 multi-hit and 12 multi-RBI contests. The left-handed hitter led the SEC in conference-only average (.411), hits (51) and total bases (87). He was the only SEC hitter to post a .400 average and 50 hits in conference only games in 2021.

Allen one of two Power 5 hitters – and one of four nationally – to produce at least 50 runs scored, 70 hits and 50 RBIs in the regular season. Allen currently sits among the top 35 nationally in hits (No. 6; 79), triples (No. 9; 5), runs scored (No. 26; 53), total bases (No. 28; 126) and batting average (No. 35; .387).

Jordan was one of two Southeastern Conference hitters to reach base safely in all 30 SEC games this season and ended the year hitting .333 in conference only games with a SEC-leading 34 runs scored versus conference foes. He ranked No. 4 in SEC play with a .469 on-base percentage, which included 39 hits, 19 walks and 11 hit-by-pitch to just 17 strikeouts.

Overall, Jordan carries a 38-game reached base streak into the postseason, which is the fourth longest single season streak at MSU since 2002. He has 16 multi-hit and nine multi-RBI games and is riding a career-long 12-game hitting streak. Overall in 2021, Jordan has 63 hits, 38 RBIs and a team-best 57 runs scored. His .315 batting average is bolstered by a .431 on-base percentage.

Sims started the season with a monster outing against Texas in the series opener with four perfect innings of relief and 10 strikeouts and did not slow down. He finished the season as one of the most dominant bullpen arms in the nation. Overall, Sims owns a .049 ERA, 0.72 WHIP and 73 strikeouts in 37 innings of work. He limited opponents to a .120 batting average on his way to a 3-0 record and eight saves. Two wins and four saves came against ranked opponents and seven of his eight saves came in SEC play. Of his 111 outs recorded, 66% came via strikeout.

Of his 17 appearances, Sims did now allowed a run of his own in 15 of those and stranded five of eight inherited runners on the season. He held opponents to one-or-fewer base runners in 10 of the appearances and factored into 11 decisions. In his 17 appearances, Mississippi State won 16 games he pitched in. Sims did not hit a batter during the regular season and threw just two wild pitches.

In SEC play, Sims owned 12 appearances with a 0.36 ERA and 43 strikeouts in 25 1/3 innings of work. He allowed only one run on nine hits with nine walks in SEC appearances. Hitters posted a .108 batting average and just one hit went for extra bases in SEC play.

In his first full season on campus, Bednar was up to the task in his first tour through the SEC with his six victories against conference teams ranking just behind the SEC leaders (five tied with 7). In 10 starts in the SEC, Bednar was a part of two shutouts and owned a 3.27 ERA in 55 innings of work. He struck out 83 batters – including four double-digit strikeout games – walked just 16 and SEC competition hit only .229 against the right-hander.

Overall, Bednar is closing in on becoming the 25th MSU pitcher to reach 100 strikeouts in a single season as he has fanned 97 in 62 innings of work. He allowed just 20 earned runs over 13 appearances and help opponents to a .217 batting average. He walked just 16 and hit only four batters to post a 2.90 ERA, which was No. 8 among SEC pitchers this season. His 14.08 strikeouts per nine innings pitched ranks No. 9 nationally.

## 2021 SEC Awards

### Specialty Award Winners

#### Player of the Year: Tanner Allen, Mississippi State

Pitcher of the Year: Kevin Kopps, Arkansas  
Newcomer of the Year: Jack Leiter, Vanderbilt  
Freshman of the Year: Enrique Bradfield, Jr., Vanderbilt  
Coach of the Year: Dave Van Horn, Arkansas  
Scholar-Athlete of the Year: Tim Elko, Ole Miss

### First-Team All-SEC

C: Sam Praytor, Alabama  
1B: Will Frizzell, Texas A&M  
2B: Robert Moore, Arkansas  
3B: Jake Rucker, Tennessee  
SS: Liam Spence, Tennessee  
OF: **Tanner Allen, Mississippi State**  
OF: Enrique Bradfield Jr., Vanderbilt  
OF: Jud Fabian, Florida  
DH/UT: Matt Goodheart, Arkansas  
SP: Kumar Rocker, Vanderbilt  
SP: Doug Ninkhazy, Ole Miss\*  
SP: Jack Leiter, Vanderbilt\*  
RP: Kevin Kopps, Arkansas

### Second-Team All-SEC Team

C: Hayden Dunhurst, Ole Miss  
1B: Tre' Morgan, LSU  
2B: Peyton Wilson, Alabama  
3B: Justin Bench, Ole Miss  
SS: Ryan Bliss, Auburn  
OF: Dylan Crews, LSU  
OF: Christian Franklin, Arkansas  
OF: **Rowdey Jordan, Mississippi State**  
DH/UT: Wes Clarke, South Carolina  
SP: Landon Marceaux, LSU  
SP: Patrick Wicklander, Arkansas  
RP: **Landon Sims, Mississippi State**

### Freshman All-SEC

Tre' Morgan, LSU  
Enrique Bradfield Jr., Vanderbilt  
Dylan Crews, LSU  
Cayden Wallace, Arkansas  
Jacob Gonzalez, Ole Miss  
TJ McCants, Ole Miss  
Blade Tidwell, Tennessee  
Will Sanders, South Carolina  
Jordan Thompson, LSU  
Jaden Woods, Georgia  
Corey Collins, Georgia  
Jack Bulger, Vanderbilt\*  
Sterlin Thompson, Florida\*

### Newcomer All-SEC

Jack Leiter, Vanderbilt  
Robert Moore, Arkansas  
**Landon Sims, Mississippi State**  
Hayden Dunhurst, Ole Miss  
Zane Denton, Alabama  
**Will Bednar, Mississippi State**  
Hunter Barco, Florida  
Peyton Wilson, Alabama  
**Logan Tanner, Mississippi State**  
Carter Young, Vanderbilt  
Nathan Hickey, Florida  
Peyton Pallette, Arkansas

\* Ties in voting are not broken





## SEC Update

### Standings

Western										
					Division					
	SEC	Pct.	GB	Division	Overall	Pct.	Home	Away	Neutral	L10
Arkansas	22-8	.733	-	13-5	49-11	.817	29-6	13-5	7-0	9-1
Mississippi State	20-10	.667	2.0	13-5	43-15	.741	28-8	12-4	3-3	7-3
Ole Miss	18-12	.600	4.0	10-8	44-20	.688	30-11	8-7	6-2	6-4
LSU	13-17	.433	9.0	10-8	38-23	.623	24-14	12-7	2-2	6-4
Alabama	12-17	.414	9.5	7-11	32-26	.552	19-13	10-10	3-3	3-7
Auburn	10-20	.333	12.0	5-13	25-27	.481	15-14	9-11	1-2	6-4
Texas A&M	9-21	.300	13.0	5-13	29-27	.518	21-13	5-13	3-1	5-5
Eastern										
					Division					
	SEC	Pct.	GB	Division	Overall	Pct.	Home	Away	Neutral	L10
Tennessee	20-10	.667	-	12-6	48-16	.750	29-9	16-5	3-2	7-3
Vanderbilt	19-10	.655	0.5	11-7	43-15	.741	30-6	12-7	1-2	7-3
Florida	17-13	.567	3.0	10-8	38-22	.633	28-9	7-12	3-1	3-7
South Carolina	16-14	.533	4.0	12-6	34-23	.596	23-10	10-11	1-2	5-5
Georgia	13-17	.433	7.0	9-9	31-25	.554	20-13	10-10	1-2	3-7
Kentucky	12-18	.400	8.0	6-12	29-23	.558	22-13	7-9	0-1	2-8
Missouri	8-22	.267	12.0	3-15	15-36	.294	6-15	9-17	0-4	3-7

### Schedule/Results

all times central

#### Fayetteville Super Regional (Fayetteville, Ark.)

6/11	Arkansas vs. NC State	5 p.m. (ESPN)
6/12	Arkansas vs. NC State	2 p.m. (ESPN2)
6/13	Arkansas vs. NC State	5 p.m. (ESPN2/ESPNU)

#### Knoxville Super Regional (Knoxville, Tenn.)

6/12	Tennessee vs. LSU	6 p.m. (ESPN2)
6/13	Tennessee vs. LSU	11 a.m. or 2 p.m. (ESPN2/ESPNU)
6/14	Tennessee vs. LSU	3 p.m. or 6 p.m. (ESPN2/ESPNU)

#### Nashville Super Regional (Nashville, Tenn.)

6/11	Vanderbilt vs. East Carolina	11 a.m. (ESPN2)
6/12	Vanderbilt vs. East Carolina	11 a.m. (ESPN2)
6/13	Vanderbilt vs. East Carolina	2 p.m. (ESPN2/ESPNU)

#### Starkville Regional (Starkville, Miss.)

6/12	Mississippi State vs. Notre Dame	1 p.m. (ESPN)
6/13	Mississippi State vs. Notre Dame	5 p.m. (ESPN2/ESPNU)
6/14	Mississippi State vs. Notre Dame	6 p.m. (ESPN2/ESPNU)

#### Tucson Regional (Tucson, Ariz.)

6/11	Arizona vs. Ole Miss	8 p.m. (ESPNU)
6/12	Arizona vs. Ole Miss	9 p.m. (ESPN2/ESPNU)
6/13	Arizona vs. Ole Miss	8 p.m. (ESPN2/ESPNU)

## Week-by-Week Polls

Week	BA	CB	D1	BW	PG	USA	RPI
Preseason	8	9	7	7	12	7	--
Week 2 - Feb. 23	8	12	5	6	8	--	--
Week 3 - March 1	2	10	3	5	6	6	--
Week 4 - March 8	2	8	3	4	5	4	--
Week 5 - March 15	2	6	3	3	3	3	27
Week 6 - March 22	2	6	3	2	2	4	12
Week 7 - March 29	5	12	8	8	13	7	25
Week 8 - April 5	4	12	5	6	8	5	11
Week 9 - April 12	3	11	4	5	6	4	10
Week 10 - April 19	2	4	4	4	4	4	10
Week 11 - April 26	4	4	6	5	5	5	6
Week 12 - May 3	4	4	4	4	2	4	2
Week 13 - May 10	3	3	3	3	2	3	2
Week 14 - May 17	6	3	10	6	4	6	7
Week 15 - May 24	6	3	8	6	4	6	5
Regionals - May 31	8	3	11	12	9	T-7	7
Super Regionals - June 8	--	3	--	8	--	--	--

BA - Baseball America, CB - Collegiate Baseball Newspaper, D1 - D1Baseball, BW - National Collegiate Baseball Writers Association, PG - Perfect Game, USA - USA Today Coaches Poll, RPI - NCAA RPI

(-- ) - No poll/RPI released by the publication.

## In The Polls

Baseball America			Collegiate Baseball*			D1Baseball			NCBWA*			Perfect Game			USA Today/Coaches		
1. Arkansas	46-10	1	1. Arkansas	49-11	1	1. Arkansas	46-10	1	1. Arkansas	49-11	1	1. Arkansas	46-10	1	1. Arkansas	46-10	1
2. Vanderbilt	40-15	2	2. Vanderbilt	43-15	2	2. Tennessee	45-16	4	2. Texas	45-15	2	2. Tennessee	45-16	6	2. Tennessee	45-16	4
3. Tennessee	45-16	5	3. Mississippi State	43-15	3	3. Texas	42-15	2	3. Vanderbilt	43-15	4	3. Texas	42-15	2	3. Vanderbilt	40-15	3
4. Notre Dame	30-11	3	4. Texas	45-15	4	4. Vanderbilt	40-15	3	4. Tennessee	48-16	3	4. Vanderbilt	40-15	3	4. Texas	42-15	2
5. Texas	42-15	4	5. Tennessee	48-16	5	5. Arizona	40-15	6	5. Arizona	43-15	5	5. Notre Dame	30-11	5	5. Arizona	40-15	7
6. Arizona	40-15	8	6. Arizona	43-15	6	6. Notre Dame	30-11	7	6. Texas Tech	39-15	7	6. Arizona	40-15	8	6. Notre Dame	30-11	8
7. Stanford	32-14	10	7. Notre Dame	33-11	7	7. Stanford	33-14	9	7. Notre Dame	33-11	10	7. Stanford	33-14	9	7. Texas Tech	36-15	5
8. Mississippi State	40-15	6	8. Stanford	36-15	9	8. TCU	40-17	15	8. Mississippi State	43-15	12	8. Florida	38-20	11	7. Mississippi State	40-15	6
9. Texas Tech	36-15	7	9. Texas Tech	39-15	11	9. Texas Tech	36-15	5	9. Stanford	36-15	11	9. Mississippi State	40-15	4	9. Stanford	33-14	12
10. Ole Miss	41-19	11	10. East Carolina	44-15	13	10. Oregon	37-14	10	10. East Carolina	44-15	15	10. Ole Miss	41-19	12	10. TCU	40-17	14
11. TCU	36-16	21	11. Ole Miss	44-20	14	11. Mississippi State	40-15	8	11. Ole Miss	44-20	8	11. Oregon	37-14	14	11. Ole Miss	41-19	11
12. Florida	38-20	12	12. NC State	33-17	22	12. East Carolina	41-15	11	12. NC State	33-17	23	12. TCU	40-17	21	12. Oregon	37-14	9
13. Oregon	37-14	13	13. Dallas Baptist	40-16	--	13. Ole Miss	41-19	12	13. Dallas Baptist	40-16	29	13. UC Irvine	40-16	15	13. Florida	38-20	13
14. Old Dominion	42-14	18	14. LSU	38-23	--	14. Florida	38-20	13	14. Virginia	33-24	RV	14. Texas Tech	36-15	7	14. East Carolina	41-15	10
15. UC Irvine	39-16	14	15. Virginia	33-24	--	15. Old Dominion	42-14	24	15. LSU	38-23	RV	15. East Carolina	41-15	10	15. Old Dominion	42-14	21
16. NC State	30-17	15	16. South Florida	31-28	--	16. NC State	30-17	16	16. USF	31-28	RV	16. Nebraska	31-12	20	16. UC Irvine	40-16	15
17. East Carolina	41-15	9	17. Oregon	39-16	10	17. UC Irvine	40-16	17	17. Old Dominion	44-16	14	17. Old Dominion	42-14	22	17. NC State	30-17	17
18. Florida State	30-21	17	18. TCU	41-19	8	18. Louisiana Tech	40-18	18	18. Nebraska	34-20	20	18. Duke	32-20	NR	18. Louisiana Tech	40-18	20
19. Nebraska	31-12	19	19. UC Irvine	43-18	15	19. Nebraska	31-12	20	19. UC Irvine	43-18	16	19. Liberty	39-14	13	19. Nebraska	31-12	25
20. Louisiana Tech	40-18	22	20. UCLA	37-20	17	20. Southern Miss	37-19	19	20. Oregon	39-16	9	20. NC State	30-17	16	20. Southern Miss	37-19	16
21. UCLA	35-18	--	21. Nebraska	34-14	18	21. UCLA	35-18	--	21. Louisiana Tech	42-20	17	21. Louisiana Tech	40-18	NR	21. UCLA	35-18	--
22. Oklahoma State	35-17-1	--	22. Georgia Tech	31-25	21	22. Duke	32-20	--	22. TCU	41-19	6	22. VCU	37-14	25	22. Gonzaga	33-17	18
23. Southern Miss	37-19	23	23. UC Santa Barbara	41-20	--	23. Oklahoma State	35-17-1	--	23. Southern Miss	40-21	22	23. Oklahoma State	35-17-1	NR	23. Oklahoma State	35-17	--
24. Duke	32-20	--	24. Oklahoma State	36-19-1	20	24. Maryland	28-16	25	24. UCLA	37-20	18	24. Florida State	30-22	17	24. Florida State	30-22	22
25. Charlotte	39-19	16	25. South Alabama	36-22	--	25. Gonzaga	33-17	14	25. Florida	38-22	13	25. Gonzaga	33-17	18	25. Charlotte	39-19	19
			26. Old Dominion	44-16	24				26. Oregon State	37-24	RV						
			27. South Carolina	34-23	16				27. Fairfield	39-5	30						
			28. Fairfield	39-5	--				28. Oklahoma State	36-19-1	19						
			29. Louisiana Tech	42-20	25				29. Charlotte	40-21	24						
			30. Central Michigan	42-18	26				30. UC Santa Barbara	41-20	RV						

\* - Updated after NCAA Regionals  
2021 Scheduled Opponents in Bold



## DuBrule Leads NCAA Active Leaders

- Graduate student **Scotty DuBrule** sits among active Division I student-athletes in seven offensive categories, including the No. 1 spot in games played (252) and hits (302).

Games Played	1st	254
Hits	1st	303
At-Bats	3rd	960
Runs Scored	9th	175
Walks	18th	124
Total Bases	31st	353
RBI's	47th	138

- Junior **Tanner Allen** sits among the top active NCAA student-athletes in a host of categories, as well.

Triples	8th	12
Total Bases	8th	411
RBI's	8th	174
Doubles	8th	58
Hits	10th	269
Runs Scored	27th	163
At-Bats	37th	798

- Junior **Rowdey Jordan** is also among the top hitters on the NCAA active leader charts.

Runs	16th	175
Sacrifice Flies	27th	13
Doubles	31st	51
Total Bases	37th	354
Hits	56th	229

## Launching Long Balls

- With **Kamren James** hitting his 10th home run of the season on Saturday against VCU in the NCAA Starkville Regional, Mississippi State has three hitters with double-digit home runs this season.
- The last time Mississippi State has seen three student-athletes with 10-plus home runs came during the 1999 season: **Brian Wiese** (19), **Jon Knott** (14) and **Cliff Wren** (13).
- This season, James joined **Luke Hancock** (10) and **Logan Tanner** (11) as double-digit home run hitters this year. **Rowdey Jordan** (9) and **Tanner Allen** (8) also have a chance to join that club.

## Regional Run Scorers

- Mississippi State scored 16 runs in its NCAA Regional semifinal against VCU to mark the 10th time in program history it scored 15-or-more runs in a postseason game.

Runs	Year	W/L	Opponent
25	1997	R	Tennessee Tech
19	1996	R	Cal State Northridge
19	1985	R	Michigan
18	1999	R	Nebraska
18	1984	R	South Carolina
18	1979	R	Murray State
<b>16</b>	<b>2021</b>	<b>R</b>	<b>VCU</b>
16	1990	R	BYU
15	1990	CWS	Georgia Southern
15	1997	R	Rice

- Nine of the 10 games have come in NCAA Regional play, with a 15-1 win over Georgia Southern coming at the 1990 College World Series.
- Six of those games have come in Starkville and one each in Palo Alto, California, College Station, Texas, Columbus, Ohio and Omaha, Nebraska.

## In the Last 10 Games...

- Mississippi State owns a 7-4 mark over its last 10 games, which includes a sweep of Alabama in Tuscaloosa and three wins in the NCAA Starkville Regional.
- Offensively, State is averaging 9.6 hits per game and 2.9 walks per game for a .358 on-base percentage. The Dawgs have averaged 6.5 runs per game over that span.
- Tanner Allen** continues to pace the offense with a team-best .450 average over the last 10 games. **Rowdey Jordan** (.372) and **Luke Hancock** (.324) are also hitting over .300 during that span.
- Hancock and Allen pace the club in RBI's with 11 and 10, respectively, while **Kamren James** has added nine RBI's.
- State has fanned 100 batters to 41 walks over the last 10 games, while limiting the opposition to a .265 batting average.
- Will Bednar, Houston Harding and Christian MacLeod have each earned two wins over the last 10 games and combined for 60 of MSU 100 strikeouts as a pitching staff.

## SEC Streaking

- Earlier in 2021, the Mississippi State baseball program rattled off seven straight SEC wins thanks to series sweeps against Kentucky and at Auburn and a series-opening win over Ole Miss.
- Overall, the seven game streak is the longest by an SEC program in conference play this season.
- State then won five straight conference games between a sweep of Texas A&M and two victories over South Carolina to start the series in Columbia.
- It is the first time since 2000 and the seventh time in program history that MSU has two five-game conference winning streaks in the same season.

## Filling the New Dude

- Mississippi State opened the new Dudy Noble Field in stying, averaging a school-record 8,899 fans over 41 home dates in 2019.
- With attendance restrictions early in the season, the Diamond Dawgs continue to sit among the national leaders in attendance, even topping the 10,000 mark on four occasions.
- The three 10,000-plus crowd against Ole Miss in April and 10,011 fans against VCU in the NCAA Starkville Regional pushed the program's total to 65 all-time at Dudy Noble Field.
- The 13,338 fans that entered the gate for the Saturday, April 17th contest versus Ole Miss ranks No. 11 in program history and give MSU 16 of the top 17 on-campus crowds in NCAA history.

## Uni Watch

- The old adage states, "look good, feel good." And, when you feel good you usually preform well. Below is a list of how MSU fared in each of its uniforms over the past three seasons;

Uniform	2019	2020	2021
Black '85s	10-0	2-1	4-2
Maroon '85s	14-5	3-2	11-4
White '85s	9-3	1-1	8-2
Cream Script State	--	--	6-3
Grey Vests	2-1	--	--
White Pinstripes	4-1	2-0	5-1
Grey Script State	--	1-0	6-1
Grey Pinstripes	4-4	--	3-2

## Free Shirts!

- In a normal year, the fans at Dudy Noble Field enjoy the t-shirt toss in the third inning, but the Mississippi State baseball student-athletes are more focused on the t-shirt toss at the end of the game.
- Since his arrival at MSU, head coach Chris Lemonis has handed out a shirt to signify the top performance of each victory. Each shirt is numbered by victory and here is who they've went to

Game	Student-Athlete, Position (# in 2021)
1 vs. Texas	Landon Sims, RHP (1)
2 vs. Texas Tech	Jackson Fristoe, RHP (1)
3 Jackson State	Kamren James, IF (1)
4 Tulane	Luke Hancock, C (1)
5 Tulane	Tanner Allen, OF (1)
6 vs. Southern Miss	Houston Harding, LHP (1)
7 Kent State	Brandon Smith, RHP (1)
8 Kent State	Jackson Fristoe, RHP (2)
9 Grambling	Brad Cumbest, OF (1)
10 Louisiana-Lafayette	Houston Harding, LHP (2)
11 Eastern Michigan	Christian MacLeod, LHP (1)
12 Eastern Michigan	Logan Tanner, C (1)
13 Eastern Michigan	Scotty DuBrule, IF (1)
14 Samford	Luke Hancock, C (2)
15 at LSU	Brayland Skinner, OF (1)
16 at LSU	Will Bednar, RHP (1)
17 North Alabama	Mikey Tepper, RHP (1)
18 Kentucky	Christian MacLeod, LHP (2)
19 Kentucky	Landon Sims, RHP (2)
20 Kentucky	Jackson Fristoe, RHP (3)
21 Southern	Rowdey Jordan, OF (1)
22 at Auburn	Tanner Allen, OF (1)
23 at Auburn	Will Bednar, RHP (2)
24 at Auburn	Logan Tanner, C (2)
25 Arkansas State	Lane Forsythe, IF (1)
26 Ole Miss	Tanner Allen, OF (2)
27 Ole Miss	Tanner Allen, OF (3)
28 UAB	Logan Tanner, C (3)
29 at Vanderbilt	Logan Tanner, C (4)
30 Texas A&M	Tanner Allen, OF (4)
31 Texas A&M	Will Bednar, RHP (3)
32 Texas A&M	Houston Harding, LHP (3)
33 at The Citadel	Cade Smith, RHP (1)
34 at South Carolina	Christian MacLeod, LHP (3)
35 at South Carolina	Will Bednar, RHP (4)
36 Missouri	Landon Sims (3)
37 Jacksonville State	Logan Tanner, 1B (5)
38 at Alabama	Christian MacLeod, LHP (4)
39 at Alabama	Will Bednar, RHP (5)
40 at Alabama	Houston Harding, LHP (4)
41 Samford	Will Bednar, RHP (6)
42 VCU	Kamren James, IF (2)
43 Campbell	Houston Harding, LHP (5)



## Hitting Totals/Streaks

MULTI-HIT GAMES	2	3	4	5+	2021	Career
Allen, Tanner	19	7	2	--	28	80
Jordan, Rowdey	14	5	1	--	20	62
Hancock, Luke	13	3	--	--	16	20
James, Kamren	10	5	1	--	16	20
Dubrule, Scotty	14	2	--	--	16	16
Tanner, Logan	9	6	--	--	15	17
Forsythe, Lane	6	4	--	--	10	10
Cumbest, Brad	6	2	--	--	8	11
Hatcher, Josh	7	--	--	--	7	36
Clark, Kellum	3	1	--	--	4	4
Leggett, Tanner	3	--	--	--	3	3
McGowan, Drew	2	--	--	--	2	2
Pimentel, Brandon	1	--	--	--	1	1
McDonald, Kyte	1	--	--	--	1	1
Skinner, Brayland	--	1	--	--	1	1
<b>TEAM</b>	<b>109</b>	<b>36</b>	<b>4</b>	<b>--</b>	<b>149</b>	

MULTI-RBI GAMES	2	3	4	5+	2021	Career
Allen, Tanner	10	7	1	--	18	38
Hancock, Luke	8	6	1	--	15	19
James, Kamren	4	5	3	1	13	13
Tanner, Logan	6	3	--	2	11	11
Jordan, Rowdey	7	3	--	--	10	35
Dubrule, Scotty	4	1	--	--	5	5
Cumbest, Brad	1	1	1	--	3	5
Skinner, Brayland	2	1	--	--	3	3
Leggett, Tanner	2	1	--	--	3	3
Clark, Kellum	--	2	--	--	2	2
McDonald, Kyte	2	--	--	--	2	2
Pimentel, Brandon	1	--	--	--	1	3
Forsythe, Lane	--	1	--	--	1	1
Hatcher, Josh	--	--	--	--	--	14
<b>TEAM</b>	<b>48</b>	<b>31</b>	<b>6</b>	<b>3</b>	<b>88</b>	

HITTING STREAKS	Current	2021 Long	Career
Allen, Tanner	21	21	21
Jordan, Rowdey	4	12	12
Hancock, Luke	--	8	8
Tanner, Logan	2	6	6 (2x)
Leggett, Tanner	--	6	6
Dubrule, Scotty	2	6	--
James, Kamren	2	6	7
Hatcher, Josh	1	4	10^
Forsythe, Lane	--	4	4
McDonald, Kyte	--	3	3
McGowan, Drew	--	3	3
Cumbest, Brad	3	3 (2x)	3 (2x)
Skinner, Brayland	--	2	2 (3x)
Pimentel, Brandon	--	2	4
Clark, Kellum	--	2	2 (3x)
Meche, Davis	2	2 (2x)	2 (2x)
Garner, Kace	--	1	1

REACHED BASED	CURRENT	2021	CAREER
Jordan, Rowdey	4	38	38
Allen, Tanner	24	24	26*
Tanner, Logan	2	18	18
Hancock, Luke	7	14	14
Dubrule, Scotty	2	14	--
Forsythe, Lane	1	10	10
James, Kamren	4	8	8
Hatcher, Josh	1	8	14^
Leggett, Tanner	--	6	6
Clark, Kellum	--	6	6
McGowan, Drew	--	5	5
Cumbest, Brad	5	5	5
Skinner, Brayland	--	5	5
Pimentel, Brandon	--	4	6^
McDonald, Kyte	--	4	5
Meche, Davis	3	3	3
Garner, Kace	--	2	2

\* - Streak spanned the 2019 and 2020 seasons.

^ - Streak spans 2020 and 2021 seasons

## A Dawg Among Dawgs: Tanner Allen

### Allen Among Elite SEC Hitters

- **Tanner Allen** finished SEC play with a league-bests .411 batting average in conference play and averaged nearly one run per game, 1.7 hits per game and 1.1 RBIs per game in 30 conference games.
- He also led the SEC in conference-only games in total bases (87), RBIs (34) and was the only SEC hitter with 50-plus hits (51). He was No. 2 in slugging percentage (.702) and No. 3 in slugging percentage (.472).
- In 10 SEC weekend series, Allen hit .300 or better against eight of the 10 opponents, including a .400 average on five SEC weekends. He hit .615 in three games at South Carolina.
- Allen is the only SEC hitter to rank among the top 10 in batting average, runs scored, hits and RBIs overall in 2021 and was one of two Power 5 hitters to finish the regular season with 70 hits, 50 runs scored and 50 RBIs (*Braden Boissiere, Arizona*).

### Allen in Rare Air

- **Tanner Allen** has hit from the moment he showed up at Mississippi State and joined a couple of exclusive clubs in Diamond Dawg history.
- Along with ranking among the career leaders in doubles and triples, Allen became the second student-athlete in MSU history to produce 50 doubles, 20 home runs and 10 triples in a career.

Rex Buckner (1990-93): 52 2B, 26 HR, 10 3B

**Tanner Allen (2018-pres.): 58 2B, 20 HR, 12 3B**

- Along those same lines, Allen has eclipsed 250 hits, 150 runs scored and 150 RBIs for his career. He is just the ninth Diamond Dawg to reach all three marks in a career, joining:

**Tanner Allen (2018-present): 269/163/174**

Rex Buckner (1990-93): 260/169/172

Connor Powers (2007-10): 251/172/204

Travis Chapman (1997-2000): 327/221/202

Brad Freeman (1995-98): 265/192/158

Brad Hildreth (1986-89): 275/173/157

Richard Lee (1995-98): 328/219/265

Rafael Palmeiro (1983-85): 268/224/239

Tommy Raffo (1987-90): 278/186/207

### Record Book Wrecker

- As the 2021 season nears postseason play, **Tanner Allen** continues to move up some of Mississippi State's career charts, with a chance to end his tenure in Starkville as one of the most complete hitters in program history.
- Allen currently ranks No. 4 on the career doubles list (58) and is tied for No. 3 on the career triples charts (12), while ranking among the top 50 in program history in 13 total offensive categories.

Player (Seasons)	2B
1. Mangum, Jake (2016-19)	73
2. Chapman, Travis (1997-2000)	71
3. Lee, Richard (1995-98)	66
<b>4. Allen, Tanner (2018-present)</b>	<b>58</b>
5. Young, Pete (1987-89)	56
6. Van Cleve, Dan (1981-85)	55

Player (Seasons)	3B
1. Kelley, Mike (1976-79)	20
2. Milton, Ted (1969-72)	14
<b>3. Allen, Tanner (2018-present)</b>	<b>12</b>
Winkler, Brad (1980-83)	12
5. Maniscalco, Matthew (2000-03)	11

- The left-handed hitter has reached or is nearing the top-10 in career hits, RBIs and total bases sitting among the top 15 in each category.

Player (Seasons)	Hits
8. Raffo, Tommy (1987-90)	278
9. Hildreth, Brad (1986-89)	275
<b>10. Allen, Tanner (2018-present)</b>	<b>267</b>
11. Palmeiro, Rafael (1983-85)	268
12. Kelley, Mike (1976-79)	267

Player (Seasons)	RBIs
10. Mitchell, John (1984-87)	179
<b>11. Allen, Tanner (2018-present)</b>	<b>174</b>
12. Winkler, Brad (1980-83)	172
13. Young, Pete (1987-89)	169
14. Cohen, John (1988-90)	168
15. Brinson, Matthew (2001-03)	166

Player (Seasons)	Total Bases
9. Echols, Tracy (1986-87, 89-90)	420
10. Rea, Jeffery (2004-07)	416
11. Castoria, Bruce (1979-82)	413
<b>12. Allen, Tanner (2018-present)</b>	<b>411</b>
Wiese, Brian (1996-99)	411
14. Buckner, Rex (1990-93)	410







## Mr. Jordan Gets Rowdey

### Auburn Made

- **Rowdey Jordan** grew up on The Plains, attended games at Plainsman Park and graduated from Auburn High School, so there is a level of comfort when he sees the blue and orange threads.
- Now at Mississippi State, Jordan has played some of his best baseball against his hometown team, with a career .351 batting average in nine games versus Auburn.
- In his first two seasons in Starkville, Jordan used the Auburn series as a springboard to Freshman All-America honors in 2018 and then a second trip to Omaha in 2019.
- In 2020, Jordan made his final trip to his hometown and guided MSU to a series sweep.
- Jordan's numbers against the Tigers are below:  
2018: .375/.625/.375, 3-for-8, 1 R, 1 RBI, 2 2B  
2019: .360/.529/.421, 6-for-17, 4 R, 6 RBIs, 3 2B  
2021: .333/.500/.529, 4-for-12, 6 R, 1 RBI, 2 2B
- In 2018, Jordan hit .392 following the Auburn series and, in 2019, finished on a .345 clip after playing the Tigers.

### Rowdey in the Record Books

- Junior **Rowdey Jordan** is quietly putting together one of the most noted careers in Mississippi State baseball history, as ranks among the top Diamond Dawgs in a bevy of career categories.
  - Jordan currently sits among the top 50 in MSU history in:
- |                 |     |        |
|-----------------|-----|--------|
| Sacrifice Flies | 13  | T-11th |
| Doubles         | 51  | T-13th |
| Runs Scored     | 175 | 17th   |
| Hits            | 229 | 25th   |
| Stolen Bases    | 24  | T-26th |
| Total Bases     | 354 | T-29th |
| Home Runs       | 22  | T-32nd |
| RBIs            | 132 | 33rd   |
| Games Played    | 198 | T-37th |
| Walks           | 90  | 41st   |

### Streaking at the Plate

- Since 2002, there have been nine reached base streaks of 30 games or longer. That list includes **Rowdey Jordan's** streak of 38 games in 2021.
  - The streak for Jordan began on March 14 against Eastern Michigan and ended against Florida at the SEC Tournament.
  - It included 13 multi-hit games and 28 games in which he reached base at least twice. He scored a run in 25 games and owned an RBI in 20 of those contests.
  - Of his 49 hits, 29 went for extra bases, and he was walked 22 times and hit-by-pitch 15 times.
  - The list of 30-plus game single season streaks since 2002 are below:
- | Streak | Name (Year)                 |
|--------|-----------------------------|
| 43     | Brett Pirtle (2013)         |
| 41     | Jarrod Parks (2011)         |
| 39     | Brett Pirtle (2014)         |
| 38     | <b>Rowdey Jordan (2021)</b> |
| 36     | Thomas Berkery (2006)       |
| 32     | Matthew Maniscalco (2003)   |
| 31     | Elijah MacNamee (2018)      |
| 31     | Matthew Brinson (2003)      |
| 30     | Seth Heck (2014)            |
- In terms of streaks that spanned multiple seasons, below are notable streaks since 2002 of 25-or-more games.
- | Streak | Name (Year)                             |
|--------|---|
| 40     | Nick Vickerson (28, 2010; 12, 2011)     |
| 31     | Jeffrey Rea (10, 2006; 21, 2007)        |
| 30     | Jordan Westburg (20, 2019; 10, 2020)    |
| 30     | Steve Gendron (7, 2002; 23, 2003)       |
| 27     | Jake Mangum (13, 2016; 14, 2017)        |
| 26     | <b>Tanner Allen (21, 2019; 5, 2020)</b> |

### Regional Rowdey

- Mississippi State has made five straight NCAA Super Regional appearances and a big part of the last three has been junior **Rowdey Jordan**.
- Jordan is just the fourth Diamond Dawg to ever earn three NCAA Regional All-Tournament honor in a career, joining **Burke Masters** (1987-89-90), **Travis Chapman** (1997-99-2000) and **Jake Mangum** (2016-17-18).
- In his career, Jordan is hitting .500 in regional play (25-for-50) with 16 runs scored, eight doubles, three home runs and 12 RBIs.
- Jordan was named the MVP of the 2019 NCAA Starkville Regional after leading the tournament in RBIs.

## State to The Show

### Diamond Dawgs in Major League Baseball (9)

Name (Yrs. at MSU)	Pos.	Organization
Adam Frazier (2011-13)	IF	Pittsburgh Pirates
Kendall Graveman (2010-13)	RHP	Seattle Mariners
Jonathan Holder (2010-13)	RHP	Chicago Cubs
Dakota Hudson (2014-16)	RHP	St. Louis Cardinals
Nathaniel Lowe (2016)	IF	Texas Rangers
Mitch Moreland (2005-07)	IF	Oakland Athletics
Hunter Renfroe (2011-13)	RF	Boston Red Sox
Chris Stratton (2010-12)	RHP	Pittsburgh Pirates
Brandon Woodruff (2012-14)	LHP	Milwaukee Brewers

### Diamond Dawgs in Minor League Baseball (25)

Name (Yrs. at MSU)	Pos.	Organization (Level)
Trysten Barlow (2017-19)	LHP	Colorado Rockies (A+)
Ben Bracewell (2010-14)	RHP	Oakland Athletics (AAA)
Gavin Collins (2014-16)	C	Cleveland Indians (AAA)
Justin Foscoe (2018-20)	IF	Texas Rangers (A+)
J.P. France (2018)	RHP	Houston Astros (AA)
JT Ginn (2019-20)	RHP	New York Mets (R)
Cole Gordon (2016-19)	RHP	New York Mets (AA)
Ryan Girdley (2015-2017)	IF	Oakland Athletics (AA)
Zac Houston (2014-16)	RHP	Detroit Tigers (AA)
Reid Humphreys (2014-16)	RHP	Colorado Rockies (AA)
Keegan James (2016, 18-19)	RHP	Colorado Rockies (A-)
Jack Kruger (2016)	C	Texas Rangers (AAA)
Jared Liebelt (2018-19)	RHP	Arizona Diamondbacks (--)
Jacob Lindgren (2012-14)	LHP	Chicago White Sox (AAA)
Jake Mangum (2016-19)	OF	New York Mets (A+)
Zach Neff (2018)	LHP	Minnesota Twins (AA)
Konnor Pilkington (2016-18)	LHP	Chicago White Sox (AA)
Peyton Plumlee (2017, 19)	RHP	Houston Astros (A-)
Jacob Robson (2013-16)	OF	Detroit Tigers (AA)
Brent Rooker (2014-2017)	IF	Minnesota Twins (AAA)
Dustin Skelton (2017-19)	C	Miami Marlins (A+)
Ethan Small (2016, 18-19)	LHP	Milwaukee Brewers (AA)
Hunter Stovall (2016-18)	IF	Colorado Rockies (A+)
Jordan Westburg (2018-20)	IF	Baltimore Orioles (A-)
Colby White (2019)	RHP	Tampa Bay Rays (A-)

### Diamond Dawgs Coaching in Professional Baseball

Name (Yrs. at MSU)	Organization	Team (Level)
Chris Young (2000-02)	Chicago Cubs	Chicago Cubs (MLB)

### Diamond Dawgs Working in Professional Baseball

Name (Yrs. at MSU)	Organization	Role
Jeff Brantley (1982-85)	Cincinnati Reds	Broadcaster
Will Clark (1983-85)	San Francisco Giants	Special Assistant



## Honors Tracker

### Tanner Allen, OF

Golden Spikes Award finalist  
Dick Howser Trophy finalist  
SEC Player of the Year  
All-SEC (first team)  
Ferriss Trophy winner (*Mississippi's college player of the year*)  
Collegiate Baseball All-America Team (first team)  
NCAA Starkville Regional All-Tournament Team

### Will Bednar, RHP

Baseball America Breakout Candidate (No. 13)  
Baseball America Top 100 MLB Draft Prospect (No. 59)  
MLB Pipeline Top 100 MLB Draft Prospect (No. 41)  
D1Baseball Top 100 Collegiate MLB Draft Prospects (No. 20)  
SEC Newcomer of the Week (May 24)  
Newcomer All-SEC  
NCAA Starkville Regional All-Tournament Team

### Eric Cerantola, RHP

Baseball America Top 100 MLB Draft Prospect (No. 34)  
MLB Pipeline Top 100 MLB Draft Prospect (No. 50)  
D1Baseball Top 100 Collegiate MLB Draft Prospects (No. 28)

### Scotty Dubrule, IF

Baseball America Top 25 New Addition (No. 23)  
SENIOR Class Award finalist

### Jackson Fristoe, RHP

SEC Freshman of the Week (March 8)

### Houston Harding, LHP

NCAA Starkville Regional All-Tournament Team

### Kamren James, IF

D1Baseball Top 100 Collegiate MLB Draft Prospects (No. 49)  
SEC Newcomer of the Week (April 12)  
NCAA Starkville Regional All-Tournament Team  
NCAA Starkville Regional MVP

### Rowdey Jordan, OF

Preseason All-SEC (second team)  
All-SEC (second team)  
NCAA Starkville Regional All-Tournament Team

### Christian MacLeod, LHP

Golden Spikes Award Preseason Watch List  
Collegiate Baseball Newspaper Preseason All-America (second team)  
D1Baseball Preseason All-America (third team)  
Perfect Game Preseason All-America (third team)  
Baseball America Top 100 MLB Draft Prospect (No. 23)  
MLB Pipeline Top 100 MLB Draft Prospect (No. 40)  
D1Baseball Top 100 Collegiate MLB Draft Prospects (No. 26)  
SEC Pitcher of the Week (April 5)  
College Baseball Foundation Pitcher of the Week (April 6)  
SEC Pitcher of the Week (May 10)

### Landon Sims, RHP

SEC Co-Pitcher of the Week (Feb. 23)  
USA Baseball Golden Spikes Performer of the Week (Feb. 23)  
SEC Newcomer of the Week (April 19)  
NCBWA Stopper of the Year finalist  
Dick Howser Trophy finalist  
All-SEC (second team)  
Newcomer All-SEC  
Ferriss Trophy finalist (*Mississippi's college player of the year*)  
Collegiate Baseball All-America Team (second team)

### Logan Tanner, C

Buster Posey Award semifinalist  
Newcomer All-SEC

## Every Day is Bump Day

### Sims Shutting 'Em Down

- Bases loaded, no outs is never an ideal situation for a reliever to enter the game, however that is the situation **Landon Sims** started his season.
- The second-year freshman proceeded to strike out the side against No. 9 Texas and retired all 12 batters he faced in four perfect innings of work.
- Of his 12 outs, 10 were strikeouts, and he hasn't slowed that pace down since.
- Then, in a tie game versus Texas A&M in the series opener, Sims entered in the 10th and allowed just one base runner - a one-out walk in the 11th - and struck out seven of nine batters to earn the win.
- In 40 1/3 innings pitched, 78 of his 121 outs have come via strikeout (64%) and he has surrendered just six runs on 22 hits. His strikeouts per nine innings sits at 17.4.
- He owns a 3-0 record with nine saves and has been a part of three shutouts, including State's first no-hitter since 1999.
- Opponents are hitting just .155 against the reliever.

### Ks for Days

- The Mississippi State pitching staff struck out 43 batters in its second weekend series of 2021 against Tulane to mark the second time in as many weekends it reached the 40 K mark.
- State also fanned 41 batters on the opening weekend at the State Farm College Baseball Classic.
- The 43 strikeouts of Green Wave batters are tied for the most in a three-game series for MSU since at least 2005, which equaled the 43 punchouts against Youngstown State to open the 2019 campaign.
- State then equaled that total against Arkansas during the opening weekend of SEC play. MSU fanned 13 in the series opener, 19 in the middle game and 13 in the finale.

### All-Regional Mound Men

- In 39 NCAA Regional appearances, Mississippi State has seen 22 pitchers earn NCAA Regional All-Tournament Team, including the pair of **Will Bednar** and **Houston Harding** during the 2021 NCAA Starkville Regional.
- Of those 22, Bednar and Harding became just the third set of pitchers to earn the honor at the same regional.
- They joined the 2011 duo of **Evan Mitchell** and **Nick Routt** and the 1985 pair of **Gene Morgan** and Regional MVP **Jeff Brantley**.
- Bednar punched out eight and walked one over seven innings of work to earn the win over Samford in the Regional opener.
- Harding came on in relief and fanned 10 batters in five innings of work to grab the victory in the Regional-clinching game against Campbell.

### Moving Up the Record Books

- In **Scott Foxhall's** first season at Mississippi State, his pitching staff helped State to the second-most wins in a single season and punched out a school-record 718 batters in 67 games.
- That season was the first in Mississippi State history that a pitching staff eclipsed the 700-strikeout mark and bested the previous mark by 63 punchouts (655; 1997).
- In 2021, his pitching staff became the second staff to fan 700 batters, reaching the mark with 17 strikeouts against VCU in the NCAA Starkville Regional on June 5.
- The 12.4 strikeouts per nine innings this season is nearly two strikeouts more than the next closest full season in MSU history, which was the 2019 team at 10.77 K/9.

Season (Games)	Strikeouts
1. 2019 (67 games)	718
2. <b>2021 (58 games)</b>	<b>715</b>
3. 1997 (68 games)	655
4. 2018 (68 games)	619
5. 2013 (71 games)	588
6. 1999 (63 games)	582
7. 2016 (63 games)	576
8. 2017 (67 games)	562
9. 2001 (58 games)	539
10. 2012 (64 games)	536

### 10 Ks in 21 Straight

- Mississippi State piled up double-digit strikeouts in program-record 21 straight games from March 24-May 1, including at least 12 strikeouts in 16 of those games.
- In all, State has punched out double-digit batters in 46 of 58 games on the season.
- The 21-game streak featured 190 innings pitched and just 170 hits allowed to go along with 272 strikeouts (12.8 sopg). State walked just 89 and owned a .234 batting average against.
- That streak is 11 more than the previous mark of 10, which occurred twice. Earlier in 2021, State fanned at least 10 batters in 10 straight from February 26 against Tulane to March 12 versus Eastern Michigan.
- During the 10-game streak in 2021, State tossed 90 innings over 10 straight games of 10-plus Ks. MSU recorded 56 percent of the outs via strikeout. Of the 270 total outs, 150 of those came via strikeout for 15.0 strikeouts per nine innings.
- The 10 straight games equaled a streak from the 2001 pitching staff from April 11-22. That staff struck out 119 batters in 92 innings of work, an 11.6 strikeout per nine innings ratio.







### Rookies Rack Up Punchies

- In one of the most unique years in college athletics, pitchers **Will Bednar** and **Christian MacLeod** became the first set of freshmen teammates to reach the 100-strikeout mark in the same season.
- In Mississippi State history, only four freshman pitchers have reached the century mark in strikeouts, with three of them coming over the last two full seasons.
- Bednar is currently tied for the freshman record with 109 strikeouts, equaling the mark of Eric DuBose from the 1992 season.

Player (Season)	SO
1. <b>Bednar, Will (2021)</b>	<b>109</b>
DuBose, Eric (1995)	109
3. <b>MacLeod, Christian (2021)</b>	<b>106</b>
4. Ginn, JT (2019)	105

- The pair also become the fifth pair of teammates in program history to strikeout 100 batters in the same season.

#### MORE IN 100K DUO NOTE

- MacLeod redshirted his first season on campus in 2019, before earning his eligibility back after the COVID-19 pandemic cut the 2020 season short.
- Bednar made four appearances during his initial season in 2020, before also earning a year back from the pandemic.

### 100K Duo

- Only five times in program history has Mississippi State seen two pitchers reach 100 strikeouts in the same season, with three of those in the last three full seasons, including 2021.
- The 2021 edition of the Mississippi State pitching staff added to that history in the NCAA Starkville Regional, as **Will Bednar** (109) and **Christian MacLeod** (106) each reached the mark.
- Bednar and MacLeod are the first set of freshmen to each eclipse the 100-strikeout mark in the same season.
- The five duos include:

1992	BJ Wallace (145) & Jon Harden (108)
1999	Hank Thoms (121) & Matt Ginter (108)
2018	Ethan Small (122) & Konnor Pilkington (107)
2019	Ethan Small (168) & JT Ginn (103)
2021	<b>Will Bednar (109) &amp; Christian MacLeod (106)</b>

### 20K Club

- On Wednesday, March 3 in Pearl, Mississippi, the Bulldog pitching staff accomplished something that hadn't been done in 19 years: strike out 20 batters in a game.
- The MSU staff fanned 20 Golden Eagles, with **Houston Harding** (9), **Preston Johnson** (6), **Cam Tullar** (2) and **Stone Simmons** (5) combining to reach the mark.
- Prior to that, State last racked up 20 strikeouts exactly 19 years prior on March 3, 2002 against Jacksonville State. That day, **Joey Collums** (15) and **Jonathan Papelon** (5) helped MSU reach the 20 K mark.

### Streaking on the Mound

- On Saturday, March 12 the Mississippi State pitching staff closed out a 14-0 shutout of Eastern Michigan to mark its fourth straight shutout.
- State's four shutouts ran from March 7-12 and the overall scoreless innings streak spanned five games. It ultimately ended at 39 innings to set the school record for consecutive shutout innings.
- The streak included 65 strikeouts and just 21 base runners - only four of which reached third base.
- Only the 1909 team owned a longer streak, as that team shutout five straight opponents, and it is the 10th time in program history that an MSU pitching staff put together three-or-more straight shutouts:

Year	# of Games	Other
2021	4	36 IP, 61 K, 12 H, 6 BB 39 straight innings overall (school record) Includes no-hitter vs. Kent State (3/7)
1976	3	21 IP, 14 K, 9 H, 3 BB 29 straight innings overall
1973	3	23 IP
1972	3	27 IP
1971	3	21 IP, 22 K, 7 H, 1 BB 30 straight innings overall Includes no-hitter vs. Illinois Wesleyan (3/26-2)
1970	3	21 IP
1933	3	--
1918	3	--
1909	5	--
1907	3	--

### No-No Against the Flashes

- For the ninth time in program history, MSU spun a no-hitter on the mound, as the quartet of **Jackson Fristoe** (6 IP), **Landon Sims** (1 IP), **Mikey Tepper** (1 2/3 IP) and **Cam Tullar** (1/3 IP) combined for the first no-hitter at Mississippi State since 1999.
- A seventh inning error and walk, along with a ninth inning free pass were the only blemishes on the scorecard.
- The 1999 no-hitter came on March 16 against Alcorn State in a 21-1 victory, as **Scott Polk**, **Justin Estel** and **Brian Compton** combined on the feat.
- Against the Braves, Polk allowed an unearned run over six innings with two walks and nine strikeouts. Estel fired one inning and walked one, while Compton walked one and struck out three in two innings of work.

### Pitching Potables

#### Record By Starter

Pitcher	Starts	Team Record
Bednar, Will	12	9-3
Cerantola, Eric	4	2-2
Fristoe, Jackson	13	10-3
Koestler, Carlisle	2	2-0
MacLeod, Christian	16	13-3
Harding, Houston	5	3-2
Smith, Brandon	1	1-0
Smith, Cade	1	1-0
Stinnett, Parker	1	1-0
Tepper, Mikey	2	2-0

#### Starting Pitcher Run Support

Pitcher	Starts	Runs *	Runs Per Start
Bednar, Will	12	68	5.6
Cerantola, Eric	4	21	5.1
Fristoe, Jackson	13	95	7.3
Koestler, Carlisle	2	34	17.0
MacLeod, Christian	16	120	7.5
Harding, Houston	5	28	5.6
Smith, Brandon	1	7	7.0
Smith, Cade	1	10	10.0
Stinnett, Parker	1	6	6.0
Tepper, Mikey	2	37	18.5

\* - Runs are based on total runs scored by the team in each pitchers starts, not just runs scored while the starting pitcher is in the game.



## Going Yard

Below is a listing of all of the home runs for the 2021 season, including expanded data for those home runs hits at home.

Gm	Name	Inn.	On Base	Exit Velocity	Launch Angle	Distance
1	Hancock, Luke	4	--	--	--	--
1	Jordan, Rowdey	8	--	--	--	--
2	Jordan, Rowdey !	6	--	--	--	--
3	Hancock, Luke	6	1	--	--	--
4	James, Kamren	1	1	97	14	390 feet
6	Allen, Tanner	1	1	96	39	350 feet
6	James, Kamren !	6	--	99	27	392 feet
6	Hancock, Luke *	9	3	101	27	404 feet
7	James, Kamren	6	2	104	23	410 feet
11	James, Kamren	5	1	105	20	455 feet
12	Allen, Tanner	5	1	103	21	395 feet
15	Tanner, Logan *	9	2	105	22	405 feet
16	Tanner, Logan	3	--	101	29	388 feet
17	Hancock, Luke	4	1	101	22	357 feet
17	Hatcher, Josh	4	--	102	24	398 feet
17	Hancock, Luke !	6	--	96	28	379 feet
18	Skinner, Brayland	5	1	101	25	391 feet
23	James, Kamren !	3	--	106	23	433 feet
23	Allen, Tanner !	5	--	99	29	388 feet
24	Hancock, Luke !	6	--	99	34	389 feet
24	Tanner, Logan	6	--	105	19	374 feet
25	Jordan, Rowdey	6	--	95	27	353 feet
27	Hancock, Luke !	2	--	106	23	421 feet
27	Tanner, Logan !	4	--	97	28	318 feet
28	Jordan, Rowdey	5	2	102	33	370 feet
28	Cumbest, Brad	7	--	107	19	378 feet
28	Pimentel, Brandon	7	--	101	32	363 feet
29	Allen, Tanner	5	1	96	--	337 feet
29	James, Kamren	5	--	100	--	395 feet
30	James, Kamren	3	1	99	33	431 feet
30	Allen, Tanner	4	2	102	20	398 feet
30	Hatcher, Josh	6	--	107	22	390 feet
31	Tanner, Logan	8	2	107	26	437 feet
32	Jordan, Rowdey ^	1	--	101	36	381 feet
32	Forsythe, Lane	5	--	99	24	401 feet
32	Cumbest, Brad !	8	--	--	--	--
32	McDonald, Kyte	8	1	105	17	340 feet
32	Clark, Kellum	8	2	101	31	391 feet
33	James, Kamren !	4	--	107	23	391 feet
35	Jordan, Rowdey	5	--	97	38	374 feet
36	Tanner, Logan	1	2	104	25	412 feet
36	Leggett, Tanner	8	1	99	25	380 feet
38	Jordan, Rowdey ^	1	--	100	30	371 feet
38	Tanner, Logan	5	1	104	23	414 feet
39	Allen, Tanner	2	--	104	24	417 feet
40	Tanner, Logan	7	2	99	26	382 feet
40	Allen, Tanner !*	12	--	103	18	367 feet
42	Cumbest, Brad	2	1	103	22	410 feet
43	Tanner, Logan	5	1	--	--	--
43	Cumbest, Brad	5	1	--	--	--
45	Hancock, Luke	1	1	102	28	409 feet
45	Tanner, Logan	3	--	105	22	405 feet
45	Jordan, Rowdey	4	--	101	29	368 feet
46	Allen, Tanner !	5	--	102	24	391 feet
46	Jordan, Rowdey	6	--	97	34	391 feet
48	Clark, Kellum !	6	--	100	32	397 feet
49	Hancock, Luke !	4	--	100	18	358 feet
49	Tanner, Logan	4	--	105	25	417 feet
50	Hancock, Luke	1	1	105	18	365 feet
52	James, Kamren	2	--	--	--	--
57	Cumbest, Brad !	4	--	--	--	--
57	Clark, Kellum	4	--	--	--	--
57	James, Kamren	6	1	--	--	--
58	James, Kamren	3	1	--	--	--
58	Tanner, Logan	5	--	--	--	--

65 total home run in 2021

! - Home run led off an inning | ^ - Leadoff home run (bottom/top 1st)

\* - Walk-off home run

NOTE: Data not available for College Baseball Showdown or games at The Citadel...  
No data available for the NCAA Tournament.

## The Last Time...

# - SEC Tournament | % - NCAA Regional | ^ - NCAA Super Regional | S - College World Series

<b>A MISSISSIPPI STATE TEAM...</b>	
Won 15+ Consecutive Games . . . . .	17 - February 15-March 8, 2013
Won 10+ Consecutive Games . . . . .	14 - February 23-March 16, 2019
Won 10+ Consecutive SEC Games . . . . .	12 - April 30-May 25, 2016
Won 5+ Consecutive SEC Games . . . . .	5 - April 30-May 8, 2021
Lost 5+ Consecutive Games . . . . .	6 - May 7-16, 2015
Lost 5+ Consecutive SEC Games . . . . .	6 - May 7-16, 2015
Swept a Three-Game Series . . . . .	Texas A&M; April 30-May 2, 2021
at Home . . . . .	Texas A&M; April 30-May 2, 2021
on The Road . . . . .	at Auburn; April 9-11, 2021
Swept a Non-Conference Three-Game Series . . . . .	Eastern Michigan; March 12-14 2021
at Home . . . . .	Eastern Michigan; March 12-14 2021
on The Road . . . . .	at Hawaii-Hilo; 1985
Swept a Three-Game SEC Series . . . . .	Texas A&M; April 30-May 2, 2021
at Home . . . . .	Texas A&M; April 30-May 2, 2021
on The Road . . . . .	at Auburn; April 9-11, 2021
Was Swept in a Three-Game Series . . . . .	Arkansas; March 26-28, 2021
at Home . . . . .	Arkansas; March 26-28, 2021
on The Road . . . . .	at Arkansas; April 18-20, 2019
Was Swept in a Three-Game Non-Conference Series . . . . .	at Southern Miss; February 16-18, 2018
at Home . . . . .	Southeastern Louisiana; February 26-28, 2010
on The Road . . . . .	at Southern Miss; February 16-18, 2018
Was Swept in a Three-Game SEC Series . . . . .	Arkansas; March 26-28, 2021
at Home . . . . .	Arkansas; March 26-28, 2021
on The Road . . . . .	at Arkansas; April 18-20, 2019
Played An Extra-Inning Game . . . . .	W, 8-7 (12 innings) - Texas A&M; April 30, 2021
Won An Extra-Inning Game . . . . .	W, 8-7 (12 innings) - Texas A&M; April 30, 2021
Lost An Extra-Inning Game . . . . .	L, 0-1 (10 innings) - Southern Miss; February 22, 2019
Played Consecutive Extra-Inning Games . . . . .	May 4-5, 2018; at Alabama, W, 14-12 (10 innings) and L, 3-4 (10 innings)
Won Consecutive Games in Extra-Inning . . . . .	May 10-11, 2014; Tennessee, W, 1-0 (10 innings) and W, 4-3 (12 innings)
Won on a Walk-Off . . . . .	W, 8-7 (12 innings) - Texas A&M; April 30, 2021
Tanner Allen solo home run in the 12th inning	
Won Consecutive Games Via A Walk-Off . . . . .	February 27-28, 2021; Tulane, W, 9-5 and W, 5-4
Luke Hancock grand slam in the ninth inning	
Tanner Allen two-RBI single in the ninth inning	

<b>A MISSISSIPPI STATE OFFENSE...</b>	
Scored 30+ Runs . . . . .	32 - Jackson State; April 29, 1988
Scored 25+ Runs . . . . .	27 - Alcorn State; April 20, 2010
Scored 20+ Runs . . . . .	24 - South Carolina; May 16, 2019
Scored 15+ Runs . . . . .	19 - UAB; April 20, 2021
Scored 10+ Runs In An Inning . . . . .	12 - Arkansas State (8th); April 13, 2021
Scored 9+ Runs In An Inning . . . . .	10 - at Auburn (1st); April 11, 2021
Scored 8+ Runs In An Inning . . . . .	10 - at Auburn (1st); April 11, 2021
Had 30+ Hits . . . . .	30 - Kentucky; April 30, 1989
Had 25+ Hits . . . . .	26 - Little Rock; February 28, 1999
Had 20+ Hits . . . . .	21 - South Carolina; May 16, 2019
Had 20+ Hits in Back-to-Back Games . . . . .	Auburn (20, 21); March 23-24, 2019
Had 6+ Home Runs . . . . .	6 - at UAB; March 18, 2008
Had 5+ Home Runs . . . . .	5 - Arkansas State; April 13, 2021
Hit Back-To-Back Home Runs . . . . .	4th Inning, Brad Cumbest (Solo)/Kellum Clark (Solo) - VCU; June 5, 2021 %
Hit Back-To-Back-To-Back Home Runs . . . . .	8th Inning, Russ Sneed (2R HR)/Connor Powers (Solo)/Ryan Duffy (Solo) - Alabama; May 3, 2009
Had 3+ Triples . . . . .	3 - Southern Cal; March 14, 2004
Had 8+ Doubles . . . . .	8 - Auburn; March 24, 2019
Had 7+ Doubles . . . . .	7 - UAB; April 20, 2021
Had 6+ Doubles . . . . .	7 - UAB; April 20, 2021
Had 10+ Walks . . . . .	11 - Texas A&M-1; May 1, 2021
Had 9+ Stolen Bases . . . . .	10 - Arkansas-Pine Bluff; March 18, 2017
Had 8+ Stolen Bases . . . . .	10 - Arkansas-Pine Bluff; March 18, 2017
Didn't Strikeout in a Game . . . . .	Jackson State; February 26, 2019
Had Two or Fewer Strikeouts . . . . .	2 - vs. Tennessee (7 innings); May 27, 2021
Was Shut Out . . . . .	Ole Miss (0-9); April 17, 2021
at Home . . . . .	Ole Miss (0-9); April 17, 2021
on The Road . . . . .	at Long Beach State (0-4); February 28, 2020
Back-To-Back Games . . . . .	Auburn (0-5, 0-4); March 27-28, 2015
Three-Straight Games . . . . .	vs. Southern Miss (0-3); March 24, 2018 and Auburn (0-5, 0-4); March 27-28, 2015

<b>A MISSISSIPPI STATE DEFENSE...</b>	
Turned 5+ Double Plays . . . . .	5 - San Diego; March 8, 2015
Turned 4+ Double Plays . . . . .	5 - San Diego; March 8, 2015
Turned 3+ Double Plays . . . . .	3 - Texas A&M-1; May 1, 2021
Turned A Triple Play . . . . .	Auburn-Montgomery; March 9, 1991
Had 5+ Errors . . . . .	5 - at Vanderbilt; March 18, 2011
Had 4+ Errors . . . . .	4 - Missouri; May 15, 2021
Threw Out 3 Base Runners . . . . .	3 - Logan Tanner; Tulane; February 26, 2021



#### MISSISSIPPI STATE PITCHING STAFF...

Threw a No-Hitter	Jackson Fristoe (6 IP), Landon Sims (1 IP), Mikey Tepper (1 2/3 IP), Cam Tullar (1/3 IP); Kent State, March 7, 2021
Held Opponent To 1 Hit	at Texas A&M; May 3, 2019
Held Opponent To 2 Hits	Eastern Michigan; March 13, 2021
NOTE: Jacksonville State (5/18/21) had just two hits in a five-inning, rain-shortened game	
Struck Out 20+ Batters	20 - vs. Southern Miss; March 3, 2021
Struck Out 15+ Batters	15 - Campbell; June 7, 2021 %
Did Not Issue A Walk	at Auburn; April 10, 2021
Shut Out An Opponent	at South Carolina (9-0); May 7, 2021
at Home	Eastern Michigan (14-0); March 12, 2021
on The Road	at South Carolina (9-0); May 7, 2021
Neutral Site Game	vs. Washington (1-0); June 16, 2018 \$
Postseason Game	vs. Washington (1-0); June 16, 2018 \$
Back-To-Back Shutouts	2021 (Kent State, March 7 [13-0]; Grambling, March 9 [10-0] and Louisiana-Lafayette, March 10 [4-0])
Three Straight Shutouts	2021 (Kent State, March 7 [13-0]; Grambling, March 9 [10-0] and Louisiana-Lafayette, March 10 [4-0]; Eastern Michigan, March 12 [14-0])
Four Straight Shutouts	2021 (Kent State, March 7 [13-0]; Grambling, March 9 [10-0] and Louisiana-Lafayette, March 10 [4-0]; Eastern Michigan, March 12 [14-0])
Shut Out An SEC Opponent	at South Carolina (9-0); May 7, 2021
at Home	Alabama (6-0); April 12, 2019
On The Road	at South Carolina (9-0); May 7, 2021
Neutral Site	vs. Georgia (3-0); May 24, 2017 #

#### A MISSISSIPPI STATE BATTER HAD...

Hit for the Cycle	Brad Freeman; South Alabama, February 17, 1998
Walk-Off Hit	Tanner Allen (solo HR); Texas A&M, April 30, 2021
8+ At-Bats	8 - Jordan Westburg, Tanner Allen & Rowdey Jordan vs. LSU, May 22, 2019 #
6+ Hits	6 - Adam Frazier; at Virginia, June 8, 2013
5+ Hits	5 - Tanner Allen; South Carolina, May 16, 2019
4+ Hits	4 - Tanner Allen; Texas A&M, April 30, 2021
2+ Hits In An Inning	Kamren James (1B, HR; 6th inning); VCU, June 5, 2021 %
5+ Runs	5 - Jon Knott; Little Rock, February 28, 1999
4+ Runs	4 - Tanner Allen; at South Carolina, May 8, 2021
3+ Doubles	3 - Justin Foscoe; Georgia, April 26, 2019
2+ Triples	2 - C.T. Bradford; at Arizona, March 9, 2014
3+ Home Runs	3 - Brent Rooker; vs. Kentucky, April 8, 2017
2+ Home Runs	2 - Luke Hancock; Samford, March 16, 2021
Inside-The-Park Home Run	Cody Brown; vs. Kentucky, April 7, 2017
Pinch Hit Home Run	Kyte McDonald; Arkansas State, April 13, 2021
Leadoff Home Run (Top or bottom of 1st inning)	Rowdey Jordan (Bottom 1st); Arkansas State, April 13, 2021
Walk-Off Home Run	Tanner Allen (solo); Texas A&M, April 30, 2021
Hit a Grand Slam	Luke Hancock; Tulane, February 28, 2021
Multiple Grand Slams	Never
A Pinch Hit Grand Slam	Never
10+ RBIs	11 - Jason Nappi; at UAB, March 18, 2008
9+ RBIs	9 - Ryan Duffy; vs. Jackson State, April 6, 2010
8+ RBIs	8 - Brent Rooker; vs. Indiana State, February 24, 2017
7+ RBIs	7 - Jordan Westburg; vs. North Carolina, June 19, 2018 \$
10+ Total Bases	13 - Brent Rooker; vs. Kentucky, April 8, 2017
4+ Walks	4 - Logan Tanner; Kent State, March 5, 2021
3+ Walks	3 - Kamren James & Rowdey Jordan; Texas A&M-1, May 1, 2021
4+ Stolen Bases	4 - Derrick Armstrong; vs. Michigan State, March 1, 2014
3+ Stolen Bases	3 - Tanner Leggett; Southern, April 6, 2021
Stole Home	Kamren James; Jackson State, February 24, 2021
4+ Hit By Pitches	4 - Rowdey Jordan; at Auburn, April 11, 2021
3+ Hit By Pitches	4 - Rowdey Jordan; at Auburn, April 11, 2021

#### A MISSISSIPPI STATE PITCHER HAD...

A Perfect Game	J.T. Peatross; Mississippi College (1-0), 1918
A No-Hitter	Jackson Fristoe (6 IP), Landon Sims (1 IP), Mikey Tepper (1 2/3 IP), Cam Tullar (1/3 IP); Kent State, March 7, 2021
A Complete Game No-Hitter	Gene Morgan (7 IP); at Hawaii-Hilo (2-0), April 6, 1985
A Complete Game (9 Inn.)	Jacob Billingsley; at Southern Miss (8-1), June 6, 2017 %
A Complete Game (7 Inn.)	JT Ginn; at Texas A&M-1 (0-1), May 4, 2019
Complete-Game 1-Hitter	Unknown
Complete-Game 2-Hitter	Ricky Bowen; vs. Ole Miss, March 16, 2008
Consecutive Complete Games	Dakota Hudson; 2016 (at Auburn (4-0), May 13 and Arkansas (7-0), May 19)
A Complete-Game Shutout	Dakota Hudson; vs. Arkansas (7-0), May 19, 2016
at Home	Dakota Hudson; vs. Arkansas (7-0), May 19, 2016
on The Road	Dakota Hudson; at Auburn (4-0), May 13, 2016
SEC Game	Dakota Hudson; vs. Arkansas (7-0), May 19, 2016
as a Freshman	Scott Tanksley; vs. Mississippi College (6-0), April 20, 1993
Postseason Game	B.J. Wallace; vs. Nicholls State (1-0), May 21, 1992 %
17+ Strikeouts	17 - Chris Stratton; at LSU, March 16, 2012
15+ Strikeouts	15 - Ethan Small; Alabama, April 14, 2019
10+ Strikeouts	10 - Houston Harding; Campbell, June 7, 2021 %
Recorded Two Saves In One Day	Trevor Fitts; vs. Marshall and Alabama A&M, February 22, 2015

## Hit It Hard

### Top 10 Exit Velocities

Below is a listing of the top-10 hardest hit balls by MSU in 2021.

Exit Velocity	Name	Opponent	Result
111.43	Tanner, Logan	at South Carolina (5/7)	Single
111.22	Tanner, Logan	Tulane (2/27)	Single
111.21	Cumbest, Brad	Southern (4/6)	Single
110.38	Jordan, Rowdey	at Auburn (4/9)	Error
109.61	Allen, Tanner	Ole Miss (4/18)	Triple
109.47	James, Kamren	Tulane (2/27)	Ground Out
109.11	Allen, Tanner	Kent State (3/7)	Line Out
108.92	Jordan, Rowdey	Samford (3/16)	Double
108.91	Tanner, Logan	at Vanderbilt (4/250)	Ground Out
108.79	Cumbest, Brad	at Vanderbilt (4/25)	Single

NOTE: Data not available for College Baseball Showdown or games at The Citadel ...  
No data available for the NCAA Tournament.

### Individual Exit Velocities

Below is a listing of each MSU student-athlete's average and top exit velocity of the 2021 season.

Name	Top EV	Average EV
Allen, Tanner	109.61	92.13
Clark, Kellum	108.34	89.11
Cumbest, Brad	111.21	93.50
Dubrule, Scotty	102.94	86.04
Forsythe, Lane	103.70	87.44
Garner, Kace	95.28	87.84
Hancock, Luke	107.16	89.23
Hatcher, Josh	107.43	87.40
James, Kamren	109.47	87.76
Jordan, Rowdey	110.38	89.62
Leggett, Tanner	103.96	84.71
McDonald, Kyte	104.98	88.00
McGowan, Drew	106.08	79.91
Pimentel, Brandon	102.71	89.50
Skinner, Brayland	106.77	89.64
Tanner, Logan	111.44	89.57

NOTE: Data not available for College Baseball Showdown or games at The Citadel ...  
No data available for the NCAA Tournament.

### Barrel Count

Below is a listing of each MSU student-athlete's total barreled balls in 2021.

Name	2021 Barrels	2020 Barrels
Allen, Tanner	28	1
Clark, Kellum	11	--
Cumbest, Brad	4	1
Dubrule, Scotty	3	--
Forsythe, Lane	7	--
Garner, Kace	1	--
Hancock, Luke	19	--
Hatcher, Josh	15	8
James, Kamren	23	6
Jordan, Rowdey	17	3
Leggett, Tanner	4	--
McDonald, Kyte	5	--
McGowan, Drew	--	--
Pimentel, Brandon	1	4
Skinner, Brayland	3	--
Tanner, Logan	18	2

NOTE: A barreled ball is 98-plus exit velocity and a 10-35 degree launch angle ...  
Barreled balls include all balls put in play ... Data not available for College Baseball Showdown or games at The Citadel ... No data available for the NCAA Tournament.





## Season Statistics

Record: 43-15 Home: 28-8 Away: 12-4 Neutral: 3-3 SEC: 20-10

Player	avg	gp-gs	ab	r	h	2b	3b	hr	rbi	tb	slg%	bb	hp	so	gdp	ob%	sf	sh	sb-att	po	a	e	fld%
5 Allen, Tanner	.395	57-57	223	59	88	15	5	8	58	137	.614	20	13	29	4	.467	3	0	9-12	75	5	0	1.000
4 Jordan, Rowdey	.329	58-58	222	64	73	19	3	9	40	125	.563	29	16	35	3	.435	4	0	8-9	100	2	2	.981
19 Tanner, Logan	.286	57-56	206	39	59	10	0	12	43	105	.510	32	0	38	9	.379	2	0	0-1	595	26	3	.995
3 Dubrule, Scotty	.284	57-51	190	37	54	6	0	0	23	60	.316	28	1	24	4	.379	0	3	5-9	85	104	3	.984
6 James, Kamren	.270	57-57	211	42	57	12	0	11	55	102	.483	24	7	46	2	.355	6	0	17-18	28	63	13	.875
20 Hancock, Luke	.269	58-58	197	36	53	4	0	10	56	87	.442	40	8	13	7	.402	6	0	3-3	202	14	1	.995
-----																							
25 McDonald, Kyte	.389	12-1	18	5	7	4	0	1	6	14	.778	1	0	2	0	.421	0	0	0-0	0	0	0	.000
33 Cumbest, Brad	.322	40-24	87	20	28	6	1	5	17	51	.586	8	4	24	1	.396	2	0	2-2	29	2	2	.939
50 Pimentel, Brandon	.286	10-1	14	3	4	0	0	1	6	7	.500	3	0	6	1	.412	0	0	0-0	19	2	0	1.000
9 Jordan, Landon	.281	12-9	32	2	9	2	0	0	5	11	.344	6	1	8	1	.410	0	1	2-2	3	13	0	1.000
11 Clark, Kellum	.250	23-16	60	17	15	4	1	3	10	30	.500	8	2	13	1	.357	0	0	1-1	10	1	1	.917
12 Meche, Davis	.250	10-0	12	4	3	1	0	0	1	4	.333	2	1	4	0	.400	0	0	0-0	2	7	0	1.000
43 Forsythe, Lane	.236	49-48	157	29	37	5	0	1	18	45	.287	20	3	47	1	.328	3	3	1-1	48	95	13	.917
31 Leggett, Tanner	.228	38-19	79	17	18	4	0	1	9	25	.316	9	3	25	3	.326	1	4	5-7	23	35	7	.892
36 Skinner, Brayland	.215	42-20	79	15	17	3	1	1	10	25	.316	10	4	20	1	.333	0	0	5-6	37	1	0	1.000
8 McGowan, Drew	.212	24-8	33	6	7	2	0	0	7	9	.273	8	1	3	1	.364	2	0	2-3	12	1	0	1.000
10 Hatcher, Josh	.190	50-39	142	15	27	8	0	2	12	41	.289	8	3	29	3	.248	0	1	5-6	235	23	3	.989
44 Garner, Kace	.154	11-0	13	4	2	1	0	0	3	3	.231	3	0	3	0	.313	0	0	0-0	19	0	0	1.000
Totals	.283	58	1975	414	558	106	11	65	379	881	.446	259	67	369	42	.379	29	12	65-80	1547	434	56	.973
Opponents	.221	58	1931	253	426	65	5	58	230	675	.350	225	41	715	27	.313	12	12	32-50	1478	553	74	.965

LOB - Team (452), Opp (421). DPs turned - Team (40), Opp (48). CI - Team (0), Opp (2). IBB - Team (6), Allen 2, Hatcher 1, Hancock 1, Clark 1, James 1, Opp (6). Picked off - Jordan, R. 1.

### (All games Sorted by Earned run avg)

Player	era	w-l	app	gs	cg	sho	sv	ip	h	r	er	bb	so	2b	3b	hr	b/avg	wp	hp	bk	sfa	sha
24 Bednar, Will	3.17	7-1	15	12	0	0/3	0	71.0	60	28	25	18	109	11	1	10	.228	2	5	1	3	1
28 MacLeod, Christian	3.81	6-4	16	16	0	0/2	0	75.2	67	38	32	27	106	6	0	15	.233	7	3	0	1	2
-----																						
38 Alford, Kole	0.00	0-0	1	0	0	0/0	0	0.1	1	0	0	1	1	0	0	0	.500	0	0	0	0	0
18 Patrick, Chase	0.79	0-0	15	0	0	0/0	0	11.1	9	1	1	4	8	0	0	1	.237	4	1	0	0	1
51 Carmouche, Dylan	1.23	1-0	9	0	0	0/1	0	7.1	6	2	1	3	11	1	0	0	.222	1	1	0	1	0
23 Sims, Landon	1.34	3-0	19	0	0	0/3	9	40.1	22	6	6	13	78	6	0	0	.155	2	0	0	0	1
32 Stinnett, Parker	1.56	1-0	15	1	0	0/2	1	17.1	5	3	3	13	30	2	0	0	.086	7	4	1	0	0
48 Harding, Houston	2.74	7-2	18	5	0	0/1	0	49.1	40	19	15	15	55	7	0	5	.219	4	2	1	0	2
15 Smith, Cade	3.48	2-0	6	1	0	0/0	0	10.1	6	5	4	6	14	1	0	1	.158	0	1	0	0	0
17 Simmons, Stone	3.57	1-1	17	0	0	0/0	2	22.2	17	11	9	7	27	3	0	0	.202	2	1	0	0	1
7 Smith, Brandon	4.01	4-3	18	2	0	0/2	1	33.2	33	20	15	9	38	6	0	4	.244	5	1	0	1	1
29 Koestler, Carlisle	4.12	3-0	11	2	0	0/0	0	19.2	20	9	9	7	23	3	0	2	.260	3	3	0	1	1
35 Johnson, Preston	4.57	2-0	18	0	0	0/3	0	21.2	17	13	11	11	36	0	0	3	.221	0	3	0	1	0
2 Hunt, KC	4.85	0-0	13	0	0	0/2	0	13.0	14	9	7	7	14	2	0	1	.280	8	2	0	1	0
39 Tepper, Mikey	5.25	2-0	11	2	0	0/1	0	12.0	8	8	7	9	14	2	0	1	.174	6	0	2	0	0
14 Self, Riley	5.40	0-0	7	0	0	0/2	0	5.0	9	4	3	4	7	1	0	0	.375	0	0	0	0	0
37 Cerantola, Eric	5.71	0-1	10	4	0	0/0	0	17.1	13	11	11	11	24	0	1	2	.206	4	6	0	0	0
27 Fristoe, Jackson	5.81	3-3	15	13	0	0/1	0	48.0	40	32	31	36	67	4	3	9	.222	5	4	1	0	1
40 Forrester, Jaxen	6.00	0-0	3	0	0	0/1	0	3.0	2	2	2	2	1	1	0	0	.200	2	0	0	1	0
45 Tullar, Cam	6.63	0-0	21	0	0	0/1	1	19.0	22	14	14	10	25	5	0	1	.289	2	1	0	2	1
26 Lovett, Xavier	6.75	0-0	6	0	0	0/1	0	4.0	3	4	3	2	1	2	0	0	.188	1	1	0	0	0
55 Price, Spencer	7.36	1-0	9	0	0	0/1	0	7.1	5	6	6	5	13	0	0	2	.179	2	1	0	0	0
47 Talley, Drew	9.00	0-0	4	0	0	0/1	0	3.0	5	4	3	1	7	2	0	0	.357	0	0	0	0	0
13 Rokose, Davis	10.80	0-0	4	0	0	0/0	0	3.1	2	4	4	4	6	0	0	1	.167	0	1	0	0	0
Totals	3.87	43-15	58	58	0	7/7	14	515.2	426	253	222	225	715	65	5	58	.221	67	41	6	12	12
Opponents	6.59	15-43	58	58	3	1/0	6	492.2	558	414	361	259	369	106	11	65	.283	63	67	6	29	12

PB - Team (3), Tanner 2, Hancock 1, Opp (8). Pickoffs - Team (2), Harding 1, Patrick 1, Opp (1). SBA/ATT - Tanner (26-36), MacLeod (6-12), Bednar (8-10), Hancock (6-7), Harding (4-5), Fristoe (1-3), Tepper (3-3), Patrick (0-3), Cerantola (2-2), Johnson (2-2), Smith, C. (1-1), Sims (1-1), Simmons (1-1), Self (0-1), Stinnett (1-1), Talley (0-1), Tullar (0-1), Hunt



# Southeastern Conference Statistics

Record: 20-10 Home: 9-6 Away: 11-4 SEC: 20-10

Player	avg	gp-gs	ab	r	h	2b	3b	hr	rbi	tb	slg%	bb	hp	so	gdp	ob%	sf	sh	sb-att	po	a	e	fld%
5 Allen, Tanner	.411	30-30	124	27	51	8	5	6	34	87	.702	8	9	13	3	.472	3	0	2-5	39	1	0	1.000
4 Jordan, Rowdey	.333	30-30	117	34	39	8	1	5	18	64	.547	19	11	17	3	.469	0	0	3-3	62	1	1	.984
19 Tanner, Logan	.274	30-30	117	19	32	7	0	7	20	60	.513	16	0	22	3	.361	0	0	0-0	346	12	2	.994
3 Dubrule, Scotty	.260	29-25	96	14	25	2	0	0	7	27	.281	11	1	14	1	.343	0	1	2-4	48	49	0	1.000
6 James, Kamren	.257	30-30	113	18	29	5	0	5	23	49	.434	18	2	27	2	.360	3	0	4-5	12	29	5	.891
20 Hancock, Luke	.239	30-30	109	16	26	1	0	4	24	39	.358	15	4	9	3	.338	5	0	1-1	83	7	1	.989
43 Forsythe, Lane	.204	30-30	103	13	21	2	0	0	9	23	.223	9	2	37	0	.276	2	3	0-0	36	65	11	.902
-----																							
11 Clark, Kellum	.300	10-7	30	8	9	2	1	1	3	16	.533	2	1	8	0	.364	0	0	1-1	6	0	1	.857
33 Cumbest, Brad	.268	16-10	41	4	11	3	0	1	6	17	.415	4	0	10	1	.326	1	0	1-1	13	0	1	.929
36 Skinner, Brayland	.197	26-17	61	9	12	3	0	1	7	18	.295	8	3	17	1	.319	0	0	5-6	31	1	0	1.000
31 Leggett, Tanner	.180	22-13	50	7	9	3	0	0	6	12	.240	3	3	20	1	.263	1	3	0-1	16	25	5	.891
10 Hatcher, Josh	.145	25-18	69	5	10	3	0	1	4	16	.232	1	0	17	1	.157	0	1	0-1	103	13	1	.991
50 Pimentel, Brandon	.000	1-0	2	0	0	0	0	0	0	0	.000	0	0	1	1	.000	0	0	0-0	3	0	0	1.000
25 McDonald, Kyte	.000	2-0	2	0	0	0	0	0	0	0	.000	0	0	1	0	.000	0	0	0-0	0	0	0	.000
12 Meche, Davis	.000	1-0	1	0	0	0	0	0	0	0	.000	0	0	0	0	.000	0	0	0-0	1	1	0	1.000
8 McGowan, Drew	.000	3-0	0	0	0	0	0	0	0	0	.000	0	0	0	0	.000	0	0	0-0	0	0	0	.000
44 Garner, Kace	.000	1-0	0	0	0	0	0	0	0	0	.000	0	0	0	0	.000	0	0	0-0	1	0	0	1.000
Totals	.265	30	1035	174	274	47	7	31	161	428	.414	114	36	213	20	.353	15	8	19-28	814	229	30	.972
Opponents	.231	30	1025	146	237	32	3	35	132	380	.371	127	14	355	18	.322	7	10	14-21	798	268	28	.974

LOB - Team (237), Opp (223). DPs turned - Team (26), Opp (24). CI - Team (0), Opp (1). IBB - Team (4), James 1, Hancock 1, Clark 1, Allen 1, Opp (5). Picked off - Jordan, R. 1.

## (SEC games only Sorted by Earned run avg)

Player	era	w-l	app	gs	cg	sho	sv	ip	h	r	er	bb	so	2b	3b	hr	b/avg	wp	hp	bk	sfa	sha
24 Bednar, Will	3.27	6-1	10	10	0	0/2	0	55.0	47	22	20	16	83	7	1	8	.229	2	3	1	2	1
28 MacLeod, Christian	3.51	4-2	10	10	0	0/1	0	51.1	43	22	20	17	62	4	0	8	.223	2	1	0	1	1
-----																						
14 Self, Riley	0.00	0-0	1	0	0	0/0	0	0.1	0	0	0	1	0	0	0	0	.000	0	0	0	0	0
55 Price, Spencer	0.00	0-0	1	0	0	0/0	0	0.1	0	0	0	0	0	0	0	0	.000	0	0	0	0	0
23 Sims, Landon	0.36	2-0	12	0	0	0/1	7	25.1	9	1	1	9	43	1	0	0	.108	2	0	0	0	1
18 Patrick, Chase	1.59	0-0	8	0	0	0/0	0	5.2	5	1	1	4	3	0	0	1	.278	2	0	0	0	1
32 Stinnett, Parker	2.89	0-0	8	0	0	0/0	1	9.1	4	3	3	8	12	2	0	0	.125	6	2	0	0	0
17 Simmons, Stone	3.86	0-1	9	0	0	0/0	1	14.0	12	8	6	5	18	1	0	0	.222	1	1	0	0	1
48 Harding, Houston	4.01	4-1	11	1	0	0/0	0	24.2	24	14	11	8	18	2	0	4	.253	1	2	0	0	2
7 Smith, Brandon	4.70	1-2	10	0	0	0/1	1	15.1	18	13	8	4	19	4	0	3	.269	2	1	0	0	1
45 Tullar, Cam	5.06	0-0	12	0	0	0/0	1	10.2	13	6	6	3	15	3	0	0	.295	2	1	0	2	0
37 Cerantola, Eric	6.00	0-0	3	1	0	0/0	0	3.0	0	2	2	3	2	0	0	0	.000	2	1	0	0	0
35 Johnson, Preston	6.08	2-0	11	0	0	0/2	0	13.1	12	11	9	8	20	0	0	2	.245	0	1	0	0	0
51 Carmouche, Dylan	6.75	0-0	2	0	0	0/0	0	1.1	3	2	1	1	2	1	0	0	.429	1	0	0	1	0
27 Fristoe, Jackson	7.58	1-3	9	8	0	0/0	0	29.2	31	26	25	28	44	4	2	5	.265	5	1	1	0	1
29 Koestler, Carlisle	9.00	0-0	3	0	0	0/0	0	4.0	6	4	4	2	4	1	0	1	.375	0	0	0	1	1
15 Smith, Cade	9.00	0-0	1	0	0	0/0	0	2.0	2	2	2	2	3	0	0	1	.250	0	0	0	0	0
2 Hunt, KC	9.00	0-0	2	0	0	0/1	0	2.0	2	2	2	3	3	0	0	1	.250	0	0	0	0	0
39 Tepper, Mikey	15.75	0-0	5	0	0	0/0	0	4.0	6	7	7	5	4	2	0	1	.333	3	0	1	0	0
Totals	4.25	20-10	30	30	0	3/3	11	271.1	237	146	128	127	355	32	3	35	.231	31	14	3	7	10
Opponents	5.18	10-20	30	30	2	1/0	5	266.0	274	174	153	114	213	47	7	31	.265	26	36	1	15	8

PB - Team (2), Tanner 1, Hancock 1, Opp (3). Pickoffs - Team (0), Opp (1). SBA/ATT - Tanner (13-18), MacLeod (3-6), Bednar (5-5), Patrick (0-2), Fristoe (1-2), Stinnett (1-1), Johnson (1-1), Cerantola (1-1), Simmons (1-1), Hancock (1-1), Tullar (0-1), Carmouche (1-1).



## Last 10 Games Statistics

Record: 7-3 Home: 4-1 Away: 3-0 Neutral: 0-2 SEC: 3-1

Player	avg	gp-gs	ab	r	h	2b	3b	hr	rbi	tb	slg%	bb	hp	so	gdp	ob%	sf	sh	sb-att	po	a	e	fld%
5 Allen, Tanner	.450	10-10	40	7	18	4	0	0	10	22	.550	4	0	1	1	.489	1	0	1-1	15	0	0	1.000
4 Jordan, Rowdey	.372	10-10	43	10	16	7	0	0	8	23	.535	2	1	8	0	.413	0	0	1-1	23	0	0	1.000
20 Hancock, Luke	.324	10-10	34	5	11	0	0	2	11	17	.500	5	2	0	1	.429	1	0	0-0	59	1	0	1.000
3 Dubrule, Scotty	.297	10-10	37	5	11	0	0	0	1	11	.297	3	0	4	2	.350	0	0	0-0	16	23	1	.975
19 Tanner, Logan	.278	10-10	36	7	10	0	0	2	5	16	.444	5	0	5	4	.357	1	0	0-0	99	5	0	1.000
11 Clark, Kellum	.265	10-10	34	8	9	3	0	1	5	15	.441	3	0	6	1	.324	0	0	1-1	7	1	1	.889
6 James, Kamren	.225	10-10	40	7	9	3	0	3	9	21	.525	2	1	7	0	.279	0	0	2-2	1	6	0	1.000
43 Forsythe, Lane	.097	10-10	31	6	3	1	0	0	4	4	.129	3	1	8	0	.194	1	1	0-0	10	19	3	.906
-----																							
10 Hatcher, Josh	.500	4-0	2	0	1	0	0	0	0	1	.500	0	0	0	0	.500	0	0	0-0	7	2	0	1.000
36 Skinner, Brayland	.333	8-1	6	1	2	0	0	0	0	2	.333	0	0	0	0	.333	0	0	1-1	4	0	0	1.000
33 Cumbest, Brad	.250	6-4	12	5	3	1	0	1	3	7	.583	1	3	2	0	.412	1	0	0-0	2	2	0	1.000
31 Leggett, Tanner	.214	6-5	14	4	3	2	0	0	3	5	.357	1	0	3	0	.250	1	2	0-0	3	9	3	.800
Totals	.292	10	329	65	96	21	0	9	59	144	.438	29	8	44	9	.358	6	3	6-6	247	73	10	.970
Opponents	.265	10	325	60	86	13	0	14	56	141	.434	41	7	100	4	.356	3	4	6-8	240	94	14	.960

LOB - Team (70), Opp (73). DPs turned - Team (4), Opp (9). IBB - Team (1), Allen 1, Opp (2).

### (Last 10 Games Sorted by Earned run avg)

Player	era	w-l	app	gs	cg	sho	sv	ip	h	r	er	bb	so	2b	3b	hr	b/avg	wp	hp	bk	sfa	sha
24 Bednar, Will	2.65	2-0	3	2	0	0/1	0	17.0	14	6	5	4	23	3	0	2	.219	0	1	0	1	0
48 Harding, Houston	4.26	2-1	3	1	0	0/0	0	12.2	11	8	6	4	11	1	0	1	.224	0	1	0	0	1
28 MacLeod, Christian	5.94	2-1	3	3	0	0/0	0	16.2	15	11	11	5	26	1	0	5	.242	2	1	0	0	1
-----																						
17 Simmons, Stone	0.00	0-0	3	0	0	0/0	0	3.1	0	2	0	1	1	0	0	0	.000	1	1	0	0	0
32 Stinnett, Parker	0.00	1-0	2	1	0	0/0	0	3.0	0	0	0	4	7	0	0	0	.000	0	1	0	0	0
37 Cerantola, Eric	0.00	0-0	2	0	0	0/0	0	1.2	1	0	0	1	1	0	0	0	.167	0	0	0	0	0
18 Patrick, Chase	0.00	0-0	1	0	0	0/0	0	1.2	0	0	0	3	2	0	0	0	.000	1	0	0	0	0
55 Price, Spencer	0.00	0-0	1	0	0	0/0	0	0.1	0	0	0	0	1	0	0	0	.000	0	0	0	0	0
15 Smith, Cade	4.50	0-0	2	0	0	0/0	0	4.0	2	2	2	3	3	0	0	1	.133	0	0	0	0	0
29 Koestler, Carlisle	5.40	0-0	1	0	0	0/0	0	1.2	2	1	1	0	1	1	0	0	.286	0	1	0	0	0
23 Sims, Landon	5.68	0-0	4	0	0	0/0	2	6.1	9	4	4	3	11	2	0	0	.321	0	0	0	0	0
35 Johnson, Preston	9.00	0-0	4	0	0	0/0	0	2.0	4	3	2	2	2	0	0	2	.444	0	0	0	0	0
7 Smith, Brandon	10.12	0-1	3	1	0	0/1	0	5.1	11	6	6	3	5	2	0	1	.440	2	0	0	1	0
27 Fristoe, Jackson	16.20	0-0	3	2	0	0/0	0	3.1	3	6	6	5	2	0	0	1	.250	1	1	0	0	1
2 Hunt, KC	18.00	0-0	1	0	0	0/0	0	1.0	5	4	2	0	0	1	0	0	.714	0	0	0	1	0
45 Tullar, Cam	22.50	0-0	2	0	0	0/0	0	2.0	8	5	5	2	3	2	0	0	.615	0	0	0	0	1
39 Tepper, Mikey	54.00	0-0	1	0	0	0/0	0	0.1	1	2	2	1	1	0	0	1	.500	1	0	0	0	0
Totals	5.68	7-3	10	10	0	1/1	2	82.1	86	60	52	41	100	13	0	14	.265	8	7	0	3	4
Opponents	6.19	3-7	10	10	1	0/0	0	80.0	96	65	55	29	44	21	0	9	.292	14	8	0	6	3

PB - Team (1), Tanner 1, Opp (1). SBA/ATT - Tanner (6-7), Bednar (3-3), Harding (2-2), Patrick (0-1), Smith, C. (1-1), MacLeod (0-1).

# Team Game-by-Game (Hitting)

Date	Opponent	ab	r	h	rbi	2b	3b	hr	tb	bb	ibb	sb	cs	hbp	sac	sf	gdp	k	po	a	e	lob	avg
Feb 20	vs Texas	40	8	12	7	1	0	2	19	5	0	1	0	0	0	0	0	10	27	2	0	10	.300
Feb 21	vs TCU	33	2	7	2	1	0	1	11	2	0	0	0	0	0	0	2	11	27	9	2	6	.260
Feb 22	vs Texas Tech	37	11	12	10	1	1	1	18	6	0	0	1	0	0	0	1	5	27	8	0	5	.282
Feb 24	JACKSON STATE	33	7	10	5	3	0	1	16	7	0	5	0	2	0	0	1	3	27	14	3	11	.287
Feb 26	TULANE	34	3	6	2	3	0	0	9	2	0	1	0	1	0	0	0	6	27	6	4	7	.266
Feb 27	TULANE	34	9	10	9	0	0	3	19	7	1	1	0	0	0	0	1	4	27	10	0	9	.270
Feb 28	TULANE	32	5	7	5	2	0	1	12	7	0	1	0	0	0	0	1	10	27	5	3	8	.263
Mar 03	vs Southern Miss	30	4	9	4	1	1	0	12	5	0	1	0	0	1	1	2	5	27	4	2	9	.267
Mar 05	KENT STATE	29	8	6	8	0	1	0	8	9	0	6	1	3	0	0	0	6	27	7	1	9	.262
Mar 06	KENT STATE	34	5	10	5	3	0	0	13	4	0	0	0	0	1	0	1	5	27	13	1	7	.265
Mar 07	KENT STATE	37	13	16	12	2	0	1	21	6	0	1	0	2	0	1	1	6	27	4	1	9	.282
Mar 09	GRAMBLING	32	10	11	10	2	0	1	16	8	0	0	0	2	1	1	2	4	27	7	0	10	.286
Mar 10	LOUISIANA	25	4	4	2	1	0	0	5	3	0	1	1	1	0	2	0	8	27	7	0	3	.279
Mar 12	EASTERN MICHIGAN	37	14	14	14	7	0	0	21	10	0	4	0	0	0	1	0	8	27	4	0	10	.287
Mar 13	EASTERN MICHIGAN	28	4	4	4	0	0	1	7	3	0	1	0	2	0	0	2	4	27	12	0	5	.279
Mar 14	EASTERN MICHIGAN	32	4	8	4	1	0	1	12	1	0	0	1	3	0	0	0	2	27	5	1	8	.277
Mar 16	SAMFORD	33	10	10	10	1	0	3	20	8	0	2	1	1	0	0	0	7	27	15	1	8	.279
*Mar 19	at LSU	37	6	11	6	2	0	1	16	2	1	1	0	2	0	0	1	4	27	8	1	8	.280
*Mar 20	at LSU	28	3	4	3	1	0	0	5	5	0	0	2	0	1	1	0	5	27	6	1	5	.274
*Mar 21	at LSU	31	3	6	3	2	0	0	8	2	0	1	0	1	0	1	1	7	24	9	0	5	.270
Mar 24	NORTH ALABAMA	41	18	14	14	1	1	0	17	10	0	3	0	2	0	0	0	9	27	4	0	11	.274
*Mar 26	ARKANSAS	30	2	4	2	0	0	0	4	5	0	0	0	2	0	0	1	5	27	5	1	8	.268
*Mar 27	ARKANSAS	36	5	10	5	3	0	2	19	2	0	0	0	1	0	0	2	12	27	8	2	7	.269
*Mar 28	ARKANSAS	37	4	13	4	1	0	2	20	2	0	0	1	1	0	0	2	7	27	5	1	9	.273
*Apr 01	KENTUCKY	29	8	6	8	2	0	1	11	7	0	1	0	4	1	2	0	8	27	5	1	11	.270
*Apr 02	KENTUCKY	28	3	6	3	0	0	0	6	1	0	0	0	2	0	2	0	5	27	9	1	6	.268
*Apr 03	KENTUCKY	30	4	7	4	1	1	2	16	0	0	1	0	3	0	1	0	5	27	10	1	6	.267
Apr 06	SOUTHERN	42	15	16	11	4	0	3	29	5	0	7	0	1	0	0	0	7	27	4	0	9	.272
*Apr 09	at Auburn	35	6	8	5	3	0	2	17	3	0	2	0	1	1	0	1	9	27	6	2	7	.271
*Apr 10	at Auburn	35	7	11	7	1	0	3	21	3	0	1	0	1	0	0	1	6	27	7	0	5	.272
*Apr 11	at Auburn	42	19	17	16	2	1	1	24	9	0	1	0	5	0	0	2	4	27	8	0	10	.278
Apr 13	ARKANSAS STATE	38	18	15	15	3	0	5	33	7	0	1	1	2	0	1	0	3	27	6	1	6	.282
*Apr 16	OLE MISS	30	5	7	5	2	1	1	14	0	0	0	0	0	0	2	0	9	27	9	2	3	.280
*Apr 17	OLE MISS	27	0	1	0	0	0	0	1	2	0	0	0	0	0	0	0	12	27	8	0	2	.275
*Apr 18	OLE MISS	36	7	12	7	1	1	1	18	2	0	1	0	1	0	0	0	6	27	11	2	8	.276
Apr 20	UAB	41	19	17	19	7	0	2	30	4	0	5	0	2	0	2	0	4	27	6	1	6	.281
*Apr 23	at Vanderbilt	31	2	3	2	1	0	0	4	0	0	0	0	1	0	0	0	8	24	8	0	3	.277
*Apr 24	at Vanderbilt	36	7	10	7	3	0	2	19	5	0	1	1	1	0	0	0	12	27	3	0	9	.277
*Apr 25	at Vanderbilt	32	4	7	4	2	0	1	12	7	0	0	0	0	0	0	2	9	24	6	2	8	.275
*Apr 30	TEXAS A&M	47	8	14	8	2	0	2	22	5	0	1	0	3	0	1	0	15	36	6	2	15	.276
*May 01	TEXAS A&M	26	3	6	1	0	0	0	6	11	1	0	2	1	1	1	1	4	27	15	0	13	.275
*May 01	TEXAS A&M	41	10	17	10	1	0	1	21	4	0	1	1	0	0	0	1	3	27	5	0	11	.279
May 05	at The Citadel	38	10	13	10	3	0	2	22	6	0	1	0	1	1	2	1	7	27	10	0	11	.281
*May 07	at South Carolina	37	9	12	7	3	0	0	15	6	0	0	0	1	0	0	1	8	27	12	0	8	.282
*May 08	at South Carolina	37	9	14	8	1	1	3	26	5	0	2	2	1	1	0	1	8	27	5	2	8	.284
*May 09	at South Carolina	41	3	9	3	1	1	2	18	6	2	2	0	1	0	1	0	9	31	9	1	13	.282
*May 13	MISSOURI	31	5	7	4	1	0	0	8	6	0	0	0	0	0	0	0	6	27	5	2	8	.281
*May 14	MISSOURI	36	6	9	6	2	1	1	16	5	0	1	0	1	0	0	1	5	27	11	1	9	.281
*May 15	MISSOURI	42	8	16	7	3	0	2	25	2	0	0	0	0	0	1	0	5	27	13	4	10	.283
May 18	JACKSONVILLE STATE	17	6	6	6	1	0	1	10	4	0	0	0	0	0	1	0	4	15	6	2	4	.284
*May 20	at Alabama	34	4	7	4	2	0	0	9	2	0	1	0	0	2	0	0	7	27	2	0	7	.282
*May 21	at Alabama	34	7	8	7	4	0	1	15	3	0	1	0	1	0	2	0	3	27	4	0	6	.281
*May 22	at Alabama	39	7	12	5	0	0	0	12	2	0	0	0	1	1	0	2	7	27	11	1	9	.282
May 26	vs Florida	26	1	4	1	1	0	0	5	0	0	0	0	1	0	0	1	2	21	8	2	5	.280
May 27	vs Tennessee	30	2	8	2	1	0	0	9	2	0	0	0	1	0	0	2	2	22	8	0	7	.280
Jun 04	SAMFORD	32	8	11	8	4	0	0	15	1	0	2	0	2	0	2	2	3	27	7	1	5	.281
Jun 05	VCU	39	16	14	15	3	0	3	26	8	0	1	0	2	0	0	1	6	27	7	0	9	.283
Jun 07	CAMPBELL	36	6	10	4	2	0	2	18	5	1	1	0	0	0	0	1	5	27	7	0	8	.283
Totals		1975	414	558	379	106	11	65	881	259	6	65	15	67	12	29	42	369	1547	434	56	452	.283





## Team Game-by-Game (Pitching)

Date	Opponent	ip	h	r	er	bb	so	2b	3b	hr	wp	bk	hbp	dp	ibb	score	w-l	sv	era
Feb 20	vs Texas	9.0	9	3	3	1	18	2	0	1	0	0	0	0	0	8-3	1-0	0	3.00
Feb 21	vs TCU	9.0	4	3	2	7	8	2	0	0	3	0	0	1	0	2-3	1-1	0	2.50
Feb 22	vs Texas Tech	9.0	6	5	5	10	15	1	0	0	2	0	4	1	0	11-5	2-1	0	3.33
Feb 24	JACKSON STATE	9.0	2	3	2	1	7	0	0	0	4	0	1	0	0	7-3	3-1	0	3.00
Feb 26	TULANE	9.0	8	7	2	5	14	1	0	1	2	0	2	0	0	3-7	3-2	0	2.80
Feb 27	TULANE	9.0	10	5	5	5	15	1	0	1	0	0	2	0	0	9-5	4-2	0	3.17
Feb 28	TULANE	9.0	12	4	4	2	14	1	1	3	1	0	0	2	1	5-4	5-2	0	3.29
Mar 03	vs Southern Miss	9.0	3	1	1	3	20	1	0	0	1	0	0	0	0	4-1	6-2	1	3.00
Mar 05	KENT STATE	9.0	4	3	2	4	15	0	0	1	1	0	0	1	0	8-3	7-2	1	2.89
Mar 06	KENT STATE	9.0	13	9	8	6	11	2	0	1	1	0	1	2	0	5-9	7-3	1	3.40
Mar 07	KENT STATE	9.0	0	0	0	2	13	0	0	0	0	0	0	0	0	13-0	8-3	1	3.09
Mar 09	GRAMBLING	9.0	2	0	0	2	13	1	0	0	0	0	0	0	0	10-0	9-3	1	2.83
Mar 10	LOUISIANA	9.0	7	0	0	1	17	2	0	0	1	1	0	1	0	4-0	10-3	1	2.62
Mar 12	EASTERN MICHIGAN	9.0	3	0	0	1	18	0	0	0	1	0	0	0	0	14-0	11-3	1	2.43
Mar 13	EASTERN MICHIGAN	9.0	2	1	1	1	8	0	0	1	0	0	2	1	0	4-1	12-3	1	2.33
Mar 14	EASTERN MICHIGAN	9.0	4	1	1	2	13	1	0	1	0	0	1	0	0	4-1	13-3	2	2.25
Mar 16	SAMFORD	9.0	7	2	2	2	9	4	0	0	4	0	0	1	0	10-2	14-3	2	2.24
*Mar 19	at LSU	9.0	4	1	1	2	12	1	0	0	0	0	0	1	0	6-1	15-3	3	2.17
*Mar 20	at LSU	9.0	5	0	0	3	10	0	0	0	1	0	0	1	0	3-0	16-3	4	2.05
*Mar 21	at LSU	8.0	7	8	8	6	9	3	0	2	3	0	1	2	0	3-8	16-4	4	2.36
Mar 24	NORTH ALABAMA	9.0	6	1	1	4	15	1	0	0	2	0	1	0	0	18-1	17-4	4	2.30
*Mar 26	ARKANSAS	9.0	10	8	7	5	13	0	0	4	2	0	0	1	0	2-8	17-5	4	2.51
*Mar 27	ARKANSAS	9.0	13	11	10	4	16	2	0	4	0	0	1	0	0	5-11	17-6	4	2.84
*Mar 28	ARKANSAS	9.0	7	6	6	6	13	1	1	1	2	0	0	0	0	4-6	17-7	4	2.97
*Apr 01	KENTUCKY	9.0	5	1	0	3	15	1	0	0	2	0	0	0	0	8-1	18-7	4	2.85
*Apr 02	KENTUCKY	9.0	5	2	2	2	12	1	0	1	1	0	0	1	1	3-2	19-7	4	2.82
*Apr 03	KENTUCKY	9.0	6	3	3	5	12	2	0	0	1	0	0	2	1	4-3	20-7	5	2.83
Apr 06	SOUTHERN	9.0	7	1	1	5	17	0	0	0	4	1	1	0	0	15-1	21-7	5	2.76
*Apr 09	at Auburn	9.0	7	5	4	4	12	0	0	2	0	0	1	0	0	6-5	22-7	6	2.80
*Apr 10	at Auburn	9.0	7	2	2	0	10	1	0	1	0	0	0	1	0	7-2	23-7	6	2.78
*Apr 11	at Auburn	9.0	11	10	10	8	12	2	0	3	3	1	0	1	0	19-10	24-7	6	3.01
Apr 13	ARKANSAS STATE	9.0	11	10	10	6	15	2	0	2	1	0	3	0	0	18-10	25-7	6	3.23
*Apr 16	OLE MISS	9.0	6	2	2	3	12	1	0	1	0	0	0	3	0	5-2	26-7	7	3.19
*Apr 17	OLE MISS	9.0	17	9	9	3	10	4	1	1	2	0	1	1	0	0-9	26-8	7	3.36
*Apr 18	OLE MISS	9.0	6	5	4	6	10	2	0	2	0	0	1	1	0	7-5	27-8	8	3.38
Apr 20	UAB	9.0	7	7	6	4	11	1	0	1	2	0	3	0	0	19-7	28-8	8	3.46
*Apr 23	at Vanderbilt	8.0	8	6	6	5	10	1	0	0	0	0	0	0	0	2-6	28-9	8	3.53
*Apr 24	at Vanderbilt	9.0	5	4	4	5	16	0	0	0	1	0	1	2	0	7-4	29-9	8	3.55
*Apr 25	at Vanderbilt	8.0	7	7	6	4	13	0	1	1	1	0	0	0	0	4-7	29-10	8	3.62
*Apr 30	TEXAS A&M	12.0	12	7	5	3	18	2	0	2	2	0	1	0	0	8-7	30-10	8	3.62
*May 01	TEXAS A&M	9.0	7	2	2	4	10	1	0	1	0	0	1	3	0	3-2	31-10	9	3.59
*May 01	TEXAS A&M	9.0	11	5	5	8	9	0	0	0	2	1	0	2	0	10-5	32-10	10	3.62
May 05	at The Citadel	9.0	5	2	2	1	13	0	1	1	1	1	1	2	0	10-2	33-10	10	3.58
*May 07	at South Carolina	9.0	3	0	0	4	8	0	0	0	0	0	0	0	0	9-0	34-10	10	3.50
*May 08	at South Carolina	9.0	8	6	3	1	16	0	0	3	1	0	0	0	0	9-6	35-10	11	3.49
*May 09	at South Carolina	10.1	10	4	4	8	12	2	0	1	1	0	3	1	1	3-4	35-11	11	3.49
*May 13	MISSOURI	9.0	8	4	3	3	14	1	0	0	2	0	0	0	0	5-4	36-11	12	3.48
*May 14	MISSOURI	9.0	13	7	6	4	12	1	0	0	1	1	1	1	0	6-7	36-12	12	3.53
*May 15	MISSOURI	9.0	15	16	11	8	9	2	0	4	2	0	2	0	2	8-16	36-13	12	3.68
May 18	JACKSONVILLE STATE	5.0	2	1	1	4	7	1	0	0	0	0	2	0	0	6-1	37-13	12	3.66
*May 20	at Alabama	9.0	6	2	2	2	15	0	0	1	0	0	0	1	0	4-2	38-13	13	3.63
*May 21	at Alabama	9.0	3	0	0	2	13	1	0	0	0	0	0	0	0	7-0	39-13	13	3.56
*May 22	at Alabama	9.0	5	3	3	6	2	0	0	0	1	0	0	1	0	7-3	40-13	13	3.55
May 26	vs Florida	7.0	18	13	11	5	3	3	0	1	1	0	0	0	0	1-13	40-14	13	3.70
May 27	vs Tennessee	7.1	15	12	12	3	9	2	0	2	0	0	1	0	0	2-12	40-15	13	3.87
Jun 04	SAMFORD	9.0	7	4	3	2	10	2	0	3	1	0	1	1	0	8-4	41-15	13	3.85
Jun 05	VCU	9.0	8	4	4	4	17	1	0	2	3	0	0	1	0	16-4	42-15	13	3.85
Jun 07	CAMPBELL	9.0	7	5	5	5	15	1	0	1	0	0	1	0	0	6-5	43-15	14	3.87
Totals		515.2	426	253	222	225	715	65	5	58	67	6	41	40	6	414-253	43-15	14	3.87



## Non-Starter Statistics

Player	avg	gp-gs	ab	r	h	2b	3b	hr	rbi	tb	slg%	bb	hp	so	gdp	ob%	sf	sh	sb-att	po	a	e	fld%
3 Dubrule, Scotty	.500	6-0	6	2	3	0	0	0	3	3	.500	1	0	0	0	.571	0	0	0-0	2	3	0	1.000
25 McDonald, Kyte	.429	11-0	14	4	6	3	0	1	6	12	.857	1	0	2	0	.467	0	0	0-0	0	0	0	.000
33 Cumbest, Brad	.375	16-0	16	4	6	1	0	1	2	10	.625	2	2	3	0	.500	0	0	0-0	8	0	0	1.000
36 Skinner, Brayland	.357	22-0	14	2	5	1	0	0	1	6	.429	1	1	4	0	.438	0	0	1-1	4	0	0	1.000
9 Jordan, Landon	.333	3-0	3	0	1	0	0	0	2	1	.333	2	0	0	0	.600	0	0	0-0	1	0	0	1.000
11 Clark, Kellum	.286	7-0	7	3	2	0	0	1	4	5	.714	1	1	4	0	.444	0	0	0-0	3	0	0	1.000
31 Leggett, Tanner	.263	19-0	19	6	5	0	0	1	3	8	.421	4	0	4	0	.391	0	0	1-2	5	4	1	.900
12 Meche, Davis	.250	10-0	12	4	3	1	0	0	1	4	.333	2	1	4	0	.400	0	0	0-0	2	7	0	1.000
50 Pimentel, Brandon	.250	9-0	12	3	3	0	0	1	6	6	.500	3	0	6	1	.400	0	0	0-0	19	2	0	1.000
8 McGowan, Drew	.200	16-0	15	6	3	2	0	0	4	5	.333	5	1	1	1	.409	1	0	1-2	3	1	0	1.000
10 Hatcher, Josh	.167	11-0	6	0	1	0	0	0	0	1	.167	0	0	0	1	.167	0	0	0-1	17	6	0	1.000
44 Garner, Kace	.154	11-0	13	4	2	1	0	0	3	3	.231	3	0	3	0	.313	0	0	0-0	19	0	0	1.000
19 Tanner, Logan	.000	1-0	1	0	0	0	0	0	0	0	.000	0	0	0	0	.000	0	0	0-0	0	0	0	.000
43 Forsythe, Lane	.000	1-0	0	0	0	0	0	0	0	0	.000	0	0	0	0	.000	0	0	0-0	0	0	0	.000
Totals	.290	58	138	38	40	9	0	5	35	64	.464	25	6	31	3	.418	1	0	3-6	98	49	5	.967
Opponents	.202	58	124	15	25	8	0	4	21	45	.363	15	3	55	1	.299	2	1	0-1	70	47	10	.921

(All games Sorted by Earned run avg)

Player	era	w-l	app	gs	cg	sho	sv	ip	h	r	er	bb	so	2b	3b	hr	b/avg	wp	hp	bk	sfa	sha
38 Alford, Kole	0.00	0-0	1	0	0	0/0	0	0.1	1	0	0	1	1	0	0	0	.500	0	0	0	0	0
18 Patrick, Chase	0.79	0-0	15	0	0	0/0	0	11.1	9	1	1	4	8	0	0	1	.237	4	1	0	0	1
51 Carmouche, Dylan	1.23	1-0	9	0	0	0/1	0	7.1	6	2	1	3	11	1	0	0	.222	1	1	0	1	0
23 Sims, Landon	1.34	3-0	19	0	0	0/3	9	40.1	22	6	6	13	78	6	0	0	.155	2	0	0	0	1
37 Cerantola, Eric	1.59	0-0	6	0	0	0/0	0	5.2	3	1	1	2	11	0	1	0	.150	2	0	0	0	0
32 Stinnett, Parker	1.76	0-0	14	0	0	0/2	1	15.1	5	3	3	9	26	2	0	0	.098	7	3	1	0	0
27 Fristoe, Jackson	1.80	0-1	2	0	0	0/0	0	5.0	3	1	1	2	7	1	0	1	.176	0	0	0	0	0
7 Smith, Brandon	2.73	3-2	16	0	0	0/2	1	29.2	25	14	9	7	35	5	0	3	.216	4	1	0	0	1
48 Harding, Houston	2.93	5-0	13	0	0	0/0	0	30.2	24	11	10	10	31	1	0	4	.216	1	1	0	0	1
29 Koestler, Carlisle	3.38	2-0	9	0	0	0/0	0	16.0	14	6	6	6	20	3	0	1	.233	2	3	0	1	1
17 Simmons, Stone	3.57	1-1	17	0	0	0/0	2	22.2	17	11	9	7	27	3	0	0	.202	2	1	0	0	1
24 Bednar, Will	3.86	0-0	3	0	0	0/0	0	7.0	6	3	3	1	13	1	0	0	.231	0	1	0	0	0
35 Johnson, Preston	4.57	2-0	18	0	0	0/3	0	21.2	17	13	11	11	36	0	0	3	.221	0	3	0	1	0
2 Hunt, KC	4.85	0-0	13	0	0	0/2	0	13.0	14	9	7	7	14	2	0	1	.280	8	2	0	1	0
15 Smith, Cade	4.91	1-0	5	0	0	0/0	0	7.1	5	5	4	6	11	1	0	1	.172	0	1	0	0	0
14 Self, Riley	5.40	0-0	7	0	0	0/2	0	5.0	9	4	3	4	7	1	0	0	.375	0	0	0	0	0
40 Forrester, Jaxen	6.00	0-0	3	0	0	0/1	0	3.0	2	2	2	2	1	1	0	0	.200	2	0	0	1	0
45 Tullar, Cam	6.63	0-0	21	0	0	0/1	1	19.0	22	14	14	10	25	5	0	1	.289	2	1	0	2	1
26 Lovett, Xavier	6.75	0-0	6	0	0	0/1	0	4.0	3	4	3	2	1	2	0	0	.188	1	1	0	0	0
39 Tepper, Mikey	7.00	0-0	9	0	0	0/1	0	9.0	7	8	7	8	11	2	0	1	.194	5	0	2	0	0
55 Price, Spencer	7.36	1-0	9	0	0	0/1	0	7.1	5	6	6	5	13	0	0	2	.179	2	1	0	0	0
47 Talley, Drew	9.00	0-0	4	0	0	0/1	0	3.0	5	4	3	1	7	2	0	0	.357	0	0	0	0	0
13 Rokose, Davis	10.80	0-0	4	0	0	0/0	0	3.1	2	4	4	4	6	0	0	1	.167	0	1	0	0	0
Totals	3.57	19-4	58	0	0	7/7	14	287.0	226	132	114	125	400	39	1	20	.212	45	22	3	7	7
Opponents	7.74	6-10	58	0	0	1/0	6	228.0	273	225	196	147	188	53	2	35	.292	43	35	3	10	5

## National Rankings (entering NCAA Super Regionals)

Hitting	NCAA	SEC	Total
Base on Balls	29	7	259
Batting Average	67	3	0.282
Doubles	42	3	106
Doubles Per Game	89	4	1.8
Hit by Pitch	66	5	67
Hits	24	6	558
Home Runs	44	11	65
Home Runs Per Game	67	12	1.1
On Base Percentage	70	5	0.379
Runs	21	5	414
Sacrifice Bunts	226	11	12
Sacrifice Flies	36	4	27
Scoring	39	5	7
Slugging Percentage	73	8	0.446
Stolen Bases	62	5	65
Stolen Bases Per Game	105	5	1.1
Triples	110	6	11
Triples Per Game	163	7	0.19
Pitching	NCAA	SEC	Total
Earned Run Average	30	5	3.87
Hit Batters	234	11	41
Hits Allowed Per Nine Innings	7	2	7.44
Shutouts	9	1	7
Strikeout-to-Walk Ratio	9	3	3.18
Strikeouts Per Nine Innings	1	1	12.5
WHIP	17	5	1.26
Walks Allowed Per Nine Innings	97	11	3.93
Fielding	NCAA	SEC	Total
Fielding Percentage	81	12	0.973
Double Plays	58	5	40
Double Plays Per Game	119	5	0.68

Hitting	Name	NCAA	SEC	Total
Base on Balls	Luke Hancock	52	6	40
	Logan Tanner	148	20	32
Batting Average	Tanner Allen	21	1	.395
Doubles	Rowdewy Jordan	25	1	19
	Tanner Allen	144	7	15
Hit by Pitch	Rowdewy Jordan	35	4	16
	Tanner Allen	91	7	13
Hits	Tanner Allen	5	1	88
	Rowdewy Jordan	71	12	73
Home Runs	Logan Tanner	119	25	12
On Base Percentage	Tanner Allen	79	3	.467
Runs	Rowdewy Jordan	10	2	64
	Tanner Allen	34	6	59
Runs Batted In	Tanner Allen	36	6	58
	Luke Hancock	50	7	56
	Kamren James	56	8	55
Sacrifice Bunts	--			
Sacrifice Flies	Luke Hancock	67	9	5
	Kamren James	67	9	5
Slugging Percentage	Tanner Allen	108	8	.614
	Rowdewy Jordan	215	13	.563
Stolen Bases	Kamren James	78	4	17
Total Bases	Tanner Allen	31	7	137
	Rowdewy Jordan	78	14	125
Toughest to Strike Out	Luke Hancock	5	1	15.2
	Scott Dubrule	146	6	7.9
Triples	Tanner Allen	9	1	5
	Rowdewy Jordan	104	5	3

Pitching	Name	NCAA	SEC	Total
Complete Games	--			
Earned Run Average	Will Bednar	143	8	3.17
Games Started	Christian MacLeod	2	1	16
Hit Batters	--			
Hits Allowed Per Nine Innings	--			
Pitching Appearances	--			
Saves	Landon Sims	26	3	9
	Stone Simmons	321	19	2
	Parker Stinnett	521	37	1
	Brandon Smith	521	37	1
	Cameron Tullar	521	37	1
Strikeout-to-Walk Ratio	Will Bednar	34	3	6.06
	Christian MacLeod	148	17	3.93
Strikeouts	Will Bednar	34	8	109
	Christian MacLeod	43	9	106
Strikeouts Per Nine Innings	Will Bednar	10	2	13.82
	Christian MacLeod	24	6	12.61
	Will Bednar	84	9	7
	Houston Harding	84	9	7
	Will Bednar	94	9	1.10
Walks Allowed Per Nine Innings	--			



## Pen Production

Below is a listing of decisions (win or loss), holds and saves/blown saves from the Mississippi State bullpen in 2021.

**NOTE:** A hold occurs when a relief pitcher enters the game in a save situation and maintains the team's lead, while recording at least one out. In order for a pitcher to be credited with a hold one of two conditions must be met: 1) He enters with a lead of three runs or less and maintains that lead while recording at least one out. 2) He enters the game with the tying run on-deck, at the plate or on the bases, and records an out.

Opponent (Date)	Result	Pitcher	Line	Opponent (Date)	Result	Pitcher	Line	Opponent (Date)	Result	Pitcher	Line	
vs. Texas (2/20)	Win (1)	Sims, Landon	4.0 IP, 10 K	Southern (4/6)	Hold (1)	Smith, Cade	1.0 IP, 1 HBP, 2K	at Alabama (5/20)	Save (8)	Sims, Landon	2.0 IP, 1 H, 1 BB, 5K	
vs. Texas Tech (2/22)	Win (1)	Koestler, Carlisle	2.2 IP, 2 H, 1 R, 1 ER, 2 BB, 6 K	Hold (1)	Tepper, Mikey	1.0 IP, 1 H, 1 BB, 3 K	at Alabama (5/22)	Win (4)	Harding, Houston	5.2 IP, 2 H, 2 BB		
	Hold (1)	Hunt, KC	1.0 IP, 1 H	Hold (3)	Hunt, KC	1.0 IP, 1 H, 1 BB, 2 K		Hold (6)	Johnson, Preston	0.1 IP		
Jackson State (2/24)	Hold (1)	Rokose, Davis	2.0 IP, 4 K	at Auburn (4/9)	Blown Save (1)	Harding, Houston	0.1 IP, 1 H, 1 R	VCU (6/5)	Hold (3)	Smith, Brandon	2.1 IP, 3 H, 1 BB, 2 K	
	Hold (1)	Tepper, Mikey	1.1 IP, 1 R, 1 BB, 1 K		Win (3)	Smith, Brandon	0.2 IP, 1 H, 2 K	Campbell (6/7)	Win (5)	Harding, Houston	5.0 IP, 3 H, 2 R, 2 ER, 2 BB, 10 K	
	Hold (1)	Patrick, Chase	0.2 IP		Save (3)	Sims, Landon	2.0 IP, 4 K		Hold (7)	Johnson, Preston	0.2 IP, 1 H, 1 BB, 1 K	
	Hold (1)	Lovett, Xavier	1.0 IP		at Auburn (4/11)	Win (1)	Harding, Houston	3.0 IP, 2 H, 1 R, 1 ER, 1 BB, 4 K	Save (9)	Sims, Landon	3.0 IP, 2 H, 4 K	
Tulane (2/27)	Win (1)	Simmons, Stone	1.0 IP, 1 H	Arkansas State (4/13)	Win (1)	Smith, Cade	2.0 IP, 1 BB, 5 K	vs. Southern Miss	Hold (1)	Johnson, Preston	2.0 IP, 1 H, 1 BB, 6 K	
	Blown Save(1)	Price, Spencer	1.0, 2 H, 2 R, 2 ER, 2 K		Hold (4)	Johnson, Preston	1.0 IP, 3 K		Hold (1)	Tullar, Cam	1.0 IP, 2 K	
Win (1)			Hold (1)		Stinnett, Parker	1.0 IP, 1 K	Save (1)		Simmons, Stone	1.0 IP, 1 BB, 3 K		
Kent State (3/5)	Win (1)	Smith, Brandon	4.1 IP, 5 K	Ole Miss (4/16)	Win (1)	Johnson, Preston	2.0 IP, 1 BB, 4 K	Kent State (3/9)	Win (1)	Carmouche, Dylan	1.0 IP, 1 BB, 2 K	
	Win (1)	Carmouche, Dylan	1.0 IP, 1 BB, 2 K		Save (4)	Sims, Landon	2.0 IP, 1 H, 3 K		Hold (1)	Self, Riley	1.0 IP, 1 H, 1 K	
Grambling (3/9)	Hold (1)	Self, Riley	1.0 IP, 1 H, 1 K		Ole Miss (4/18)	Win (2)	Harding, Houston	3.1 IP, 2 H, 3 R, 3 ER, 1 BB, 5 K	Hold (2)	Hunt, KC	1.0 IP, 1 K	
	Hold (2)	Hunt, KC	1.0 IP, 1 K	Hold (4)		Stinnett, Parker	1.0 IP, 1 H, 1 BB	Hold (2)				
Eastern Mich. (3/13)	Win (2)	Koestler, Carlisle	3.0 IP, 1 H, 2 K	Save (5)		Sims, Landon	1.0 IP, 1 K	at Vanderbilt (4/24)	Hold (5)	Johnson, Preston	1.1 IP, 2 R, 2 ER, 1 BB, 2 K	
	Eastern Mich. (3/14)	Hold (1)	Bednar, Will	4.0 IP, 1 H, 7 K	Texas A&M (4/30)	Win (3)	Sims, Landon		3.0 IP, 1 BB, 7 K			
Eastern Mich. (3/14)	Save (1)	Sims, Landon	1.0 IP, 3 K	Texas A&M-1 (5/1)	Hold (2)	Smith, Brandon	2.0 IP, 2 H, 1 R, 1 ER, 3 BB, 7 K	at LSU (3/19)	Win (2)	Smith, Brandon	3.0 IP, 1 H, 3 K	
	Samford (3/16)	Win (2)	Smith, Brandon		1.2 IP, 1 K	Hold (3)	Tullar, Cam		0.2 IP, 1 K	at LSU (3/20)	Hold (2)	Johnson, Preston
at LSU (3/19)	Win (2)	Smith, Brandon	3.0 IP, 1 H, 3 K		Save (2)	Simmons, Stone	1.1 IP, 1 BB, 1 K	Texas A&M-2 (5/1)	Win (3)	Harding, Houston	5.0 IP, 4 H, 2 BB, 4 K	
	at LSU (3/20)	Hold (2)	Johnson, Preston	2.0 IP, 2 BB, 1 K	Save (1)	Tullar, Cam	1.2 IP, 2 K		Save (1)	Tullar, Cam	1.2 IP, 2 K	
at LSU (3/20)	Save (2)	Sims, Landon	2.0 IP, 2 H, 2 K	at South Carolina (5/8)	Save (6)	Sims, Landon	2.0 IP, 1 BB, 3 K	at South Carolina (5/9)	Save (6)	Sims, Landon	2.0 IP, 1 BB, 3 K	
	at LSU (3/21)	Loss (1)	Fristoe, Jackson		4.0 IP, 3 H, 1 R, 1 ER, 2 BB, 6 K	at South Carolina (5/9)	Hold (3)		Stinnett, Parker	1.0 IP, 1 H, 1 BB		
Arkansas (3/27)	Loss (1)	Smith, Brandon	1.0 IP, 4 H, 5 R, 5 ER, 2 BB, 2 K	Hold (3)	Simmons, Stone	1.2 IP, 1 BB, 4 K	Missouri (5/13)	Win (2)	Johnson, Preston	2.0 IP, 1 BB, 6 K		
	Kentucky (4/1)	Hold (1)	Harding, Houston	0.1 IP	Blown Save (1)	Johnson, Preston		0.1 IP, 2 H, 1 R, 1 ER, 1 K	Save (7)	Sims, Landon	2.0 IP, 4 K	
Kentucky (4/2)	Win (2)	Sims, Landon	2.0 IP, 2 H, 2 K	Loss (2)	Smith, Brandon	2.0 IP, 3 H, 1 R, 1 ER, 3 K	Missouri (5/14)	Blown Save(1)	Stinnett, Parker	1.2 IP, 1 H, 1 R, 1 ER, 2 BB, 3 K		
	Kentucky (4/3)	Hold (3)	Johnson, Preston	2.0 IP, 2 H, 1 R, 1 ER, 2 K	Missouri (5/13)	Win (2)		Johnson, Preston	2.0 IP, 1 BB, 6 K			
Kentucky (4/3)	Hold (1)	Price, Spencer	0.1 IP	Missouri (5/14)	Blown Save(1)	Stinnett, Parker	1.2 IP, 1 H, 1 R, 1 ER, 2 BB, 3 K	Missouri (5/14)	Blown Save(1)	Stinnett, Parker	1.2 IP, 1 H, 1 R, 1 ER, 2 BB, 3 K	
	Hold (2)	Tullar, Cam	0.2 IP, 1 K		Loss (1)	Simmons, Stone	2.0 IP, 4 H, 1 R, 1 ER, 2 K		Loss (1)	Simmons, Stone	2.0 IP, 4 H, 1 R, 1 ER, 2 K	
	Save (1)	Stinnett, Parker	1.0 IP, 1 BB, 1 K									

### Individual Relief Breakdown (Statistics include only relief appearances)

Name	Win	Hold/Save	Loss/Blown Save	Name	Win	Hold/Save	Loss/Blown Save	Name	Win	Hold/Save	Loss/Blown Save
Bednar, Will	--	1/--	--/--	Lovett, Xavier	--	1/--	--/--	Smith, Brandon	3	3/1	2/--
Carmouche, Dylan	1	1/--	--/--	Patrick, Chase	--	1/--	--/--	Smith, Cade	1	1/--	--/--
Fristoe, Jackson	--	--/--	1/--	Price, Spencer	1	1/--	--/1	Stinnett, Parker	--	3/1	--/1
Harding, Houston	5	1/--	--/1	Rokose, Davis	--	1/--	--/--	Tepper, Mikey	--	2/--	--/--
Hunt, KC	--	3/--	--/--	Self, Riley	--	1/--	--/--	Tullar, Cam	--	3/1	--/--
Johnson, Preston	2	7/--	--/1	Simmons, Stone	1	--/3	1/--				
Koestler, Carlisle	2	--/--	--/--	Sims, Landon	3	--/9	--/--				





## Dudy Noble Field

### Biography

The largest on-campus facility in college baseball, Dudy Noble Field hosted its 55th season of Mississippi State baseball at the current site in 2021. With over 1,600 games played at the venue, the Diamond Dawgs own a .730 winning percentage at the facility, which recently received a \$68-million upgrade.

The field is named in honor of longtime MSU baseball coach, athletics director and ABCA Hall of Famer Clarke Randolph "Dudy" Noble. On April 27, 1998 the facility was renamed Dudy Noble Field, Polk-DeMent Stadium, honoring another ABCA Hall of Famer, former Bulldog skipper Ron Polk, and the late Gordon DeMent, a successful businessman and longtime fan of the Diamond Dawgs from Indianola, Mississippi.

### The Origin

From 1929 until 1964, Mississippi State hosted its baseball games at the original on-campus venue, Hardy Field, which was located several hundred yards to the south of the Bulldogs' home football venue, Davis Wade Stadium at Scott Field. The baseball field was closed following the 1964 season to make way for the construction of Dorman Hall and for the next two seasons the Diamond Dawgs played their home games at Redbird Park in Columbus, Mississippi, capturing SEC titles both seasons at their temporary home.

The tin-roofed grandstand and 2,000-seat bleachers from the original Dudy Noble Field were transported to the stadium's present site, which became playable for the 1967 campaign. Since that time, facility enhancements have followed at a steady pace to make the "Carnegie Hall of College Baseball" one of the finest all-around facilities on the road to Omaha. Among with numerous upgrades, the current site has seen two complete demolitions and reconstructions, the latest occurring during a three-year span (2017-19) and opening prior to the start of the 2019 campaign.

### Leading the Attendance Boom

With a laundry list of legendary names on its all-time roster, it comes as no surprise that Mississippi State ranks among the nation's attendance leaders year in and year out. The Dudy Noble Field faithful have sold out the reserved seating allotment every season since 1987.

Along with routinely hosting some of the largest crowds in the SEC, 11 of the last 13 three-day Super Bulldog Weekend series have drawn more than 25,000 fans.

MSU eclipsed the 200,000 mark in paid attendance at Dudy Noble Field for six-straight seasons between 2012-17, marking the first such occurrence in the program's history. In 2013, the Diamond Dawgs' five-millionth fan walked through the turnstiles at Dudy Noble Field. Since home attendance figures were charted starting in 1976, the "Carnegie Hall of College Baseball" has seen 6,720,459 fans rush through the gates.

In 20 of the last 21 seasons, Mississippi State has averaged 6,000 fans per game, including a record average of 8,899 during the 2019 campaign. Overall, State has eclipsed the 200,000-fan mark 12 times since 2002, with a school-record 373,784 viewing the 2019 home schedule.

Of the top 25 all-time college baseball on-campus attendances, Dudy Noble Field finds itself on the list 19 times, most notably owning the all-time on-campus attendance record of 15,586 on April 12, 2014. The Bulldogs own 16 of the top 17 marks in NCAA on-campus history and is the only NCAA baseball program to boast on-campus attendances of 14,000 or more. The five largest NCAA Super Regional crowds have all assembled in Starkville, Mississippi, as well.

From April 11-13, 2014, the Bulldog faithful flooded the gates at Dudy Noble Field to the tune of 39,181 fans for a three-game series versus Ole Miss. The nearly 40,000 fans on the weekend set an NCAA on-campus attendance record for a three-game series.

Dudy Noble Field has ushered in crowds of 10,000 or better 64 times, including 2007 NCAA Super Regional-record draws of 13,715 and 12,620 for nationally-televised, late-morning games against Clemson. In 2019, the first season of the "New Dude," the Diamond Dawgs garnered crowds of 10,000-plus a school-record 10 times.

Mississippi State has hosted 26 postseason events at the facility, including three NCAA District III Tournaments (1973-75), five SEC tournaments (1979, 81, 83, 88 & 95), 15 NCAA Regionals (1979, 84-85, 87-89, 90, 92, 97, 2000, 03, 13, 16, 19 & 21) and three NCAA Super Regionals (2007, 16 & 19).

### The Left Field Lounge

The aura of Mississippi State baseball at Dudy Noble Field is certainly not confined to the loyal legions in the impressive grandstand, pro-style luxury sky suites or luxurious Left Field Lofts.

In fact, some of the more highly-prized seats at Bulldog baseball games are found beyond the outfield fence in the Left Field Lounge™. Waiting lists greet those seeking to purchase one of the 96 outfield lounges in the iconic two-level outfield tailgate.

Once a colorful assortment of pickup trucks, motor homes, and trailers — most equipped with grills — lined the outfield fence, completing a circle of humanity at Dudy Noble Field. Now, the permanent lounge spaces are connected to the concourse, allowing everyone to stroll through and experience the iconic lounge culture.

What began in the late 1960s as a popular gathering spot for baseball-loving MSU supporters now forms college baseball's largest tailgate party.

### The "New Dude"

The second demolition at the current site occurred following the 2017 season and the \$68 million facility opened its gates for the 2019 campaign. Architect Wier Boerner Allin, along with consultants Populous and famed stadium architect/State alum Janet Marie Smith designed the project, while construction manager ICM and general contractor JESCO Construction, Inc. oversaw the construction.

Covering 12 acres of land on the Mississippi State University campus, the 230,000 square foot facility carries on Dudy Noble Field's legacy as the "Carnegie Hall of College Baseball." Installation of the second largest scoreboard in college baseball, measuring 43 feet wide by 60 feet high, started the project in 2017. The board, which was the largest in college baseball upon installation, is larger than boards owned by three Major League Baseball teams. The addition of 96 permanent Left Field Lounge rigs encircling the outfield followed during the fall of 2018.

The concourse and lower-level grandstands were in place for the 2018 season, with the Diamond Suites, upper-deck reserved seating area and three unique club areas — Farm Bureau Triple Crown Club, Charlie and Dana Stephenson Omaha Club and The Rooftop Club — were completed prior to the 2019 campaign. The newest version of Dudy Noble Field also features increased restroom facilities and concession points of sale.

The player spaces also received an upgrade, expanding to cover 18,000 square feet underneath the facility. The fully-equipped Bruce and Julie Martin Locker Room includes an embedded equipment room, houses 40 wooden lockers and features an oversized, dimensional halo-lit '85 Script Mississippi State sign suspended overhead in the middle of the room.

The more spacious locker room includes an attached training room with whirlpool and fully-functional fueling station. The Mitch Moreland Hitting Tunnel, which is equipped with HitTrax, and Turner & Gloria Wingo Team Lounge are easily accessed from the home dugout, with the eye-popping player entrance and Hassell H. Franklin Omaha Room greeting players as they enter the facility. The Pat McMahon Pitching Lab is also housed under the stadium, featuring arm care and conditioning equipment, one oversized turfed mound with three pitching rubbers and state of the art video equipment.

### Top-25 Crowds

	Attendance	Opponent	Date
1.	15,586 *	Ole Miss	April 12, 2014
2.	15,078	Texas A&M	April 16, 2016
3.	14,991	Florida	April 22, 1989
4.	14,562	Auburn	April 20, 2013
5.	14,378	LSU	April 16, 1988
6.	13,761	Arkansas	April 25, 1992
7.	13,715 ^	Clemson	June 9, 2007
8.	13,691	Kentucky	April 8, 2017
9.	13,617	Georgia	April 8, 2006
10.	13,452 ^	Arizona	June 11, 2016
11.	13,338	Ole Miss	April 17, 2021
12.	13,224	Ole Miss	April 11, 2014
13.	13,132 ^	Stanford	June 8, 2019
14.	13,123	Ole Miss	April 15, 2000
15.	13,004	Florida	April 18, 2015
16.	12,913 ^	Arizona	June 10, 2016
17.	12,708	Auburn	April 24, 1993
18.	12,620 ^	Clemson	June 8, 2007
19.	12,360	Georgia	April 6, 2002
20.	12,343	Auburn	March 23, 2019
21.	12,034	Oregon State	February 22, 2020
22.	11,763	Auburn	April 12, 2003
23.	11,648	LSU	March 30, 2019
24.	11,597 ^	Stanford	June 9, 2019
25.	11,515	Ole Miss	April 2, 2016

\* - NCAA on-campus attendance record

^ - NCAA Regional

# - NCAA Super Regional

**NOTE:** Mississippi State owns 65 crowds of 10,000-plus in the history of the program. The top seven crowds in Dudy Noble Field history are also the top seven on-campus crowds in NCAA history.



## Media Roster



**2 | KC Hunt**  
RHP | L/R | So./Fr.  
Wycoff, N.J.




**3 | Scotty Dubrule**  
IF | L/R | Gr./Sr.  
Venice, Fla.



**4 | Rowdey Jordan**  
OF | S/R | Sr./Jr.  
Auburn, Ala.




**5 | Tanner Allen**  
OF | L/R | Sr./Jr.  
Theodore, Ala.




**6 | Kamren James**  
IF | R/R | So./Fr.  
Southaven, Miss.



**7 | Brandon Smith**  
RHP | R/R | Jr./So.  
Richland, Miss.



**8 | Drew McGowan**  
OF | L/R | So./Fr.  
Hopkinsville, Ky.



**10 | Josh Hatcher**  
IF/OF | L/L | Sr./Jr.  
Albany, Ga.



**11 | Kellum Clark**  
IF | L/R | Fr./Fr.  
Brandon, Miss.



**12 | Davis Meche**  
IF | L/R | Fr./Fr.  
Lake Charles, La.




**13 | Davis Rokose**  
LHP | L/L | So./Fr.  
Johns Creek, Ga.



**14 | Riley Self**  
RHP | R/R | Gr./Sr.  
Coldwater, Miss.




**15 | Cade Smith**  
RHP | L/R | Fr./Fr.  
Southaven, Miss.




**17 | Stone Simmons**  
RHP | R/R | So./Fr.  
Houston, Texas



**18 | Chase Patrick**  
RHP | R/R | Sr./Jr.  
Ellaville, Ga.



**19 | Logan Tanner**  
C | R/R | So./Fr.  
Lucedale, Miss.



**20 | Luke Hancock**  
C | L/R | Jr./So.  
Houston, Miss.



**23 | Landon Sims**  
RHP | R/R | So./Fr.  
Cumming, Ga.



**24 | Will Bednar**  
RHP | R/R | So./Fr.  
Valencia, Pa.



**25 | Kyte McDonald**  
OF | R/R | So./Fr.  
San Antonio, Texas



**26 | Xavier Lovett**  
RHP | R/R | So./Fr.  
Houston, Texas



**27 | Jackson Fristoe**  
RHP | R/R | Fr./Fr.  
Paducah, Ky.



**28 | Christian MacLeod**  
LHP | L/L | Jr./Fr.  
Huntsville, Ala.




**29 | Carlisle Koestler**  
RHP | R/R | Gr./Sr.  
Vicksburg, Miss.




**31 | Tanner Leggett**  
IF | R/R | Sr./Jr.  
Raymond, Miss.



**32 | Parker Stinnett**  
RHP | R/R | Jr./So.  
Oxford, Miss.



**33 | Brad Cumbest**  
OF | R/R | Jr./So.  
Hurley, Miss.




**35 | Preston Johnson**  
RHP | R/R | Jr./So.  
Crystal Springs, Miss.



**36 | Brayland Skinner**  
OF | L/L | Sr./So.  
Lake Cormorant, Miss.



**37 | Eric Cerantola**  
RHP | R/R | Jr./So.  
Oakville, Ontario



**39 | Mikey Tepper**  
RHP | L/R | Fr./Fr.  
Fort Mill, S.C.



**43 | Lane Forsythe**  
IF | R/R | Fr./Fr.  
Humboldt, Tenn.



**44 | Kace Garner**  
C | R/R | Jr./So.  
Brandon, Miss.



**45 | Cam Tullar**  
LHP | R/L | Jr./So.  
Brighton, Mich./



**47 | Drew Talley**  
RHP | R/R | Sr./Jr.  
Huntsville, Ala.



**48 | Houston Harding**  
LHP | L/L | Sr./Jr.  
Walls, Miss.



**50 | Brandon Pimentel**  
IF/OF | L/L | Jr./So.  
El Paso, Texas



**51 | Dylan Carmouche**  
LHP | S/L | Fr./Fr.  
Denham Springs, La.