



131 SEASONS | 39 NCAA APPEARANCES | 12 COLLEGE WORLD SERIES APPEARANCES | 17 MLB FIRST ROUND DRAFT PICKS

2021

MISSISSIPPI STATE

2021 Schedule & Results

February (5-2)		
<i>State Farm College Baseball Showdown (Arlington, Texas; Globe Life Field)</i>		
20	vs. No. 9 Texas	FloBaseball.tv W, 8-3
21	vs. No. 10 TCU	FloBaseball.tv L, 2-3
22	vs. No. 3 Texas Tech	FloBaseball.tv W, 11-5
24	JACKSON STATE	SECN+ W, 7-3
26	TULANE	SECN+ L, 3-7
27	TULANE	SECN+ W, 9-5
28	TULANE	SECN+ W, 5-4
March (12-5, 2-4 SEC)		
<i>Trustmark College Series (Pearl, Miss.; Trustmark Park)</i>		
2	vs. Southern Miss	-- W, 4-1
5	KENT STATE	SECN+ W, 8-3
6	KENT STATE	SECN+ L, 5-9
7	KENT STATE	SECN+ W, 13-0
9	GRAMBLING	SECN+ W, 10-0
10	LOUISIANA-LAFAYETTE	SECN+ W, 4-0
12	EASTERN MICHIGAN	SECN+ W, 14-0
13	EASTERN MICHIGAN	SECN+ W, 4-1
14	EASTERN MICHIGAN	SECN+ W, 4-1
16	SAMFORD	SECN+ W, 10-2
19	at No. 10 LSU *	SEC Network W, 6-1
20	at No. 10 LSU *	SECN+ W, 3-0
21	at No. 10 LSU *	SECN+ L, 3-8
24	NORTH ALABAMA	SECN+ W, 18-1
26	No. 1 ARKANSAS *	SECN+ L, 2-8
27	No. 1 ARKANSAS *	SECN+ L, 5-11
28	No. 1 ARKANSAS *	SEC Network L, 4-6
April (13-3, 10-3 SEC)		
1	No. 21 KENTUCKY *	ESPNU W, 8-1
2	No. 21 KENTUCKY *	SEC Network W, 3-2
3	No. 21 KENTUCKY *	SECN+ W, 4-3
6	SOUTHERN	SECN+ W, 15-1
9	at Auburn *	SECN+ W, 6-5
10	at Auburn *	SECN+ W, 7-2
11	at Auburn *	SEC Network W, 19-10
13	ARKANSAS STATE	SECN+ W, 18-10
16	No. 6 OLE MISS *	SEC Network W, 5-2
17	No. 6 OLE MISS *	SECN+ L, 0-9
18	No. 6 OLE MISS *	SECN+ W, 7-5
20	UAB	SECN+ W, 19-7
23	at No. 3 Vanderbilt *	SEC Network L, 2-6
24	at No. 3 Vanderbilt *	ESPNU W, 7-4
25	at No. 3 Vanderbilt *	SECN+ L, 4-7
30	TEXAS A&M *	SECN+ W, 8-7 (12 Inn.)
May (10-5, 8-3 SEC)		
1	TEXAS A&M *	SECN+ W, 3-2
2	TEXAS A&M *	SEC Network W, 10-5
5	at The Citadel	ESPNU W, 10-2
7	at No. 12 South Carolina *	SECN+ W, 9-0
8	at No. 12 South Carolina *	SECN+ W, 9-6
9	at No. 12 South Carolina *	SEC Network L, 3-4 (11)
13	MISSOURI *	ESPNU W, 5-4
14	MISSOURI *	SECN+ L, 6-7
15	MISSOURI *	SECN+ L, 8-16
18	JACKSONVILLE STATE	SECN+ W, 6-1 (5)
20	at Alabama *	SECN+ W, 4-2
21	at Alabama *	SECN+ W, 7-0
22	at Alabama *	SECN+ W, 7-3
SEC Tournament (Hoover, Ala.; Hoover Metropolitan Stadium)		
26	vs. No. 11 Florida	SEC Network L, 1-13 (7)
27	vs. No. 4 Tennessee	SEC Network L, 2-12 (8)
June (8-2)		
<i>NCAA Starkville Regional (Starkville, Miss.; Dudy Noble Field)</i>		
4	SAMFORD	ESPN3 W, 8-4
5	No. 25 VCU	ESPN3 W, 16-4
7	CAMPBELL	ESPN3 W, 6-5
<i>NCAA Starkville Super Regional (Starkville, Miss.; Dudy Noble Field)</i>		
12	NO. 4 NOTRE DAME	ESPN W, 9-8
13	NO. 4 NOTRE DAME	ESPNU L, 1-9
14	NO. 4 NOTRE DAME	ESPN2 W, 11-7
<i>NCAA College World Series (Omaha, Neb.; TD Ameritrade Park)</i>		
20	vs. No. 2 Texas	ESPN2 W, 2-1
22	vs. No. 8 Virginia	ESPN2 W, 6-5
25	vs. No. 2 Texas	ESPN L, 5-8
26	vs. No. 2 Texas	ESPN2 W, 4-3
28	vs. No. 2 Vanderbilt	ESPN2 6 p.m.
29	vs. No. 2 Vanderbilt	ESPN 6 p.m.
30	vs. No. 2 Vanderbilt (if necessary)	ESPN2 6 p.m.

All times central and subject to change
HOME GAMES IN BOLD CAPS | * - Southeastern Conference game

Mississippi State

Record (SEC):	48-17 (20-10)
H/A/N:	30-9 / 12-4 / 6-4
Rankings:	Baseball America - 8, CBN - 3 D1Baseball - 11, NCBWA - 8 Perfect Game - 9, USA Today - T-7
Head Coach:	Chris Lemonis
Record at MSU (Yrs.):	112-36 (3rd)
Career Record (Yrs):	253-127-2 (7th)
Batting Average:	.278
Runs Per-Game:	6.9
Hits Per-Game:	9.4
Slugging Percentage:	.441
ERA:	4.07
K's/BB Ratio:	3.12/1
Batting Average Against:	.224
First Year of Baseball:	1885 (131st season)
Program Record:	2,752-1,597-29 (.631)

Vanderbilt

Record (SEC):	48-16 (19-10)
H/A/N:	30-6 / 12-7 / 6-3
Rankings:	Baseball America - 2, CBN - 2 D1Baseball - 4, NCBWA - 3 Perfect Game - 4, USA Today - 3
Head Coach:	Tim Corbin
Record at VU (Yrs.):	801-375-1 (19th)
Career Record (Yrs):	907-513-1 (25th)
Batting Average:	.292
Runs Per-Game:	6.9
Hits Per-Game:	10.0
Slugging Percentage:	.383
ERA:	3.27
K's/BB Ratio:	3.29/1
Batting Average Against:	.187

Follow Along

Location:	Omaha, Neb.
Stadium:	TD Ameritrade Park
TV:	ESPN <i>Karl Ravech (pbp), Kyle Peterson (analyst) & Eduardo Pérez (analyst)</i>
Internet Stream:	ESPN.com/Watch
Radio:	MSU Radio Network
Audio Stream:	HailState.com/plus

The Rotation

Monday, June 28, 2021

MSU: Christian MacLeod, LHP, Fr. (3Y) 6-5, 4.61 ERA
VU: Jack Leiter, RHP, So. 10-4, 2.08 ERA

Notables

- Mississippi State has reached the Championship Series at the College World Series for the second time in program history. The 2013 squad faced UCLA in the best-of-three series, which started in 2003.
- Five of Mississippi State's eight wins in the NCAA postseason have come in one-run games, including the NCAA Regional-clinching win over Campbell in extra innings and the CWS bracket winner over Texas in walk-off fashion.
- While many of them came against non-conference opponents, Mississippi State is 15-1 this season and 34-3 under **Chris Lemonis** in games played on Monday, Tuesday or Wednesday.
MORE ON PAGE 12
- Under head coach **Chris Lemonis**, the Diamond Dawgs have also been very good in the following situations: 96-8 when out-hitting an opponent, 25-9 in one-run games and 101-2 when leading after eight innings.
MORE ON PAGE 12
- The Mississippi State pitching staff has been a part of four College World Series records in 2021. Along with the most strikeouts in a game (21) and most combined strikeouts in a game (33), MSU also used a record-tying eight pitchers in a win over Virginia and finished the latest game in TD Ameritrade Park's tenure hosting the CWS.
- The walk-off win over Texas was the fifth of the season for Mississippi State, with someone named Tanner involved in four of them. **Tanner Allen** has two, while **Logan Tanner** and **Tanner Leggett** each have one. **Luke Hancock** has the other for MSU in 2021.
- Landon Sims** has factored into six of Mississippi State's eight decisions this postseason. He has four saves and two wins over his six appearances and has struck out 22 batters to just one walk in 16 innings pitched.
- Sims hit his first batter of the season on Saturday in the ninth inning. He had gone 52 1/3 innings on the year without hitting a batter.
- Sims is closing in on joining **Will Bednar** (135) and **Christian MacLeod** (113) in the 100K club in 2021. It would mark just the fourth trio in SEC history to reach the 100-strikeout mark in the same season.
- Tanner Allen and Rowdy Jordan and moving their names to the top of the Mississippi State College World Series record books in a bevy of categories. The duo are tops in games played and hits, and trail only Will Clark in the total bases category entering the championship series.
MORE ON PAGE 5
- Kamren James** enters the championship series with an 11-game reached base streak - the longest of his career. He is the only Diamond Dawg to have reached base in every postseason game this season.
- Tanner Allen** is averaging 1.4 hits, 1.2 RBIs and 1.1 runs scored in 10 NCAA postseason starts in 2021. Of his 14 hits, six have gone for extra bases and he has five walks, one hit-by-pitch and just five strikeouts in 46 plate appearances.

What's Inside

P2-4	NCAA Regional News & Notes	P14-19	News & Notes	P22-30	2021 Statistics
P2	Tournament Bracket	14	Career Hitting Superlatives	27	National Rankings
P3	NCAA Tournament By The Numbers	15	Free Shirts	28	NCAA Tournament Statistics
P4-7	College World Series Record Books	16	Tanner Allen/Multi Games/Streaks	29	College World Series
P8-9	NCAA Tournament History	17	Rowdy Jordan/State to The Show	30	Pen Production
P10	Roster & Quick Facts	18	Bump Day/Honors Tracker	P31	Dudy Noble Field
P11	Head coach Chris Lemonis	19	Strikeout Kings/Hiters Beware	P32	Media Roster
P12	Mississippi State When.../How It Was Won	P20-21	The Last Time...		
P13	Starting Pitcher Bio (MacLeod)	18	Home Run Tracker		
		19	Exit Velocities		



2021 NCAA Tournament Bracket



2021 NCAA Men's College World Series TD Ameritrade Park Omaha - Omaha, Nebraska June 19-29/30

BRACKET 1

*Stanford (38-15)

Game 1
Saturday, June 19
1 p.m.
ESPN

NC State (35-18)

*NC State 10-4

Game 6
Monday, June 21
6 p.m.
ESPN

*Vanderbilt (45-15)

Game 2
Saturday, June 19
6 p.m.
ESPN

Arizona (45-16)

Vanderbilt 7-6 (12 inn.)

*NC State 1-0

Game 11
Friday, June 25
1 p.m.
ESPN2

Vanderbilt 3-1

***Bracket 1**
(if necessary)
Saturday, June 26
1 p.m.

*Vanderbilt (NC)

**BRACKET 1
WINNER**

Stanford

Game 5
Monday, June 21
1 p.m.
ESPNU

*Arizona

Game 9
Wednesday, June 23
6 p.m.

Stanford 14-5

Vanderbilt 6-5

NC State

ESPN ESPN2



BRACKET 2

*Tennessee (50-16)

Game 3
Sunday, June 20
1 p.m.
ESPN2

Virginia (35-25)

*Virginia 6-0

Game 8
Tuesday, June 22
6 p.m.
ESPN2

*Texas (47-15)

Game 4
Sunday, June 20
6 p.m.
ESPN2

Mississippi St. (45-16)

Mississippi St. 2-1

* Mississippi St. 6-5

Game 12
Friday, June 25
6 p.m.
ESPN

* Mississippi St.

****Bracket 2**
(if necessary)
Saturday, June 26
6 p.m.
ESPN2

Mississippi St. 4-3

**BRACKET 2
WINNER**

Tennessee

Game 7
Tuesday, June 22
1 p.m.
ESPNU

*Texas

Game 10
Thursday, June 24
6 p.m.

Texas 8-4

Texas 6-2

ESPN3

STREAMING LIVE
WATCH ESPN

CWS Finals
(Best two-of-three and all games on channel)
Game One - Monday, June 28 - 6 p.m. (ESPN2)
Game Two - Tuesday, June 29 - 6 p.m. (ESPN)
#Game Three - Wednesday, June 30 - 6 p.m. (ESPN2)

**NATIONAL
CHAMPION**

All times Central and subject to change. *Home Team

*Bracket 1 will be necessary if the winner of Game 9 also wins Game 11.

**Bracket 2 will be necessary if the winner of Game 10 also wins Game 12. If it is the only game scheduled for that day, the game will tentatively start at 6 p.m. If there are two games for that day, the game will tentatively start at 6 p.m.

#CWS Finals Game 3 will be necessary if the winner of CWS Finals Game 1 loses CWS Finals Game 2.





By The Numbers: NCAA Tournament

Overall

Appearances:	39
Record:	122-88 (.580)

NCAA Regional (Since 1975)

Regional Appearances:	33
Regional Titles:	14
Regional Record:	87-43 (.669)

NCAA District Playoffs (1954-74)

District III Appearances:	6
District III Titles:	1
District III Record:	9-11 (.450)

NCAA Super Regional (Since 1999)

Super Regional Appearances:	10
Super Regional Titles:	5
Super Regional Record:	11-12 (.478)

College World Series (Since 1947)

College World Series Appearances:	12
Best College World Series Finish:	2013 (Finalist)
College World Series Record:	16-22 (.421)

Individual Honors

NCAA All-Regional Selections:	128
NCAA Regional MVP:	17
College World Series All-Tournament Team:	10

NCAA Tournament by Opponent

All-Time NCAA Tournament Opponents

(39 appearances, 91 different opponents)

Opponent	Record	Opponent	Record	Opponent	Record	Opponent	Record
Alabama	0-2	Furman	0-1	NC State	1-0	Stetson	1-0
Arizona	0-2	Georgia	0-1	Nebraska	2-0	Tennessee Tech	1-0
Arizona State	0-1	Georgia Southern	1-0	New Orleans	3-2	Texas	3-5
Arkansas	1-0	Georgia Tech	3-1	Nicholls State	2-0	Texas A&M	2-2
Auburn	1-0	Illinois	1-0	North Carolina	2-6	Texas Tech	0-2
Austin Peay	1-0	Indiana	1-0	Notre Dame	4-3	Towson	1-0
Baylor	0-2	Indiana State	1-0	Ohio State	1-2	Tulane	2-0
BYU	1-1	Jackson State	1-0	Oklahoma	3-2	Tulsa	0-1
Cal State Fullerton	2-4	Jacksonville State	1-0	Oklahoma State	1-0	UAB	1-0
Cal State Northridge	0-1	Kent State	2-0	Oregon State	2-2	UC Santa Barbara	1-0
Campbell	1-0	Kentucky	0-1	Pan American	2-0	UCLA	1-3
Central Arkansas	2-1	Long Beach State	0-1	Pepperdine	0-1	UIC	1-0
Central Michigan	1-0	Louisiana Tech	2-0	Rice	1-0	UNC Asheville	1-0
Clemson	2-4	Louisiana-Lafayette	0-2	Richmond	1-0	USC	0-1
Delaware	1-0	Louisville	0-2	Rollins	1-0	Vanderbilt	2-2
Duke	0-2	LSU	0-3	Samford	2-2	VCU	1-0
East Carolina	1-0	Maine	1-1	San Diego State	1-0	Virginia	3-0
East Tennessee State	2-0	Maryland	2-1	South Alabama	3-1	Wake Forest	0-1
Eastern Kentucky	1-0	Miami (Fla.)	2-3	South Carolina	1-2	Washington	4-1
Elon	1-1	Michigan	2-1	Southeast Missouri	1-0	West Virginia	1-0
FAU	2-0	Middle Tennessee State	2-0	Southern	1-0	Western Carolina	2-1
Florida	2-2	Missouri	1-0	Southern Miss	3-0	Wichita State	1-0
Florida State	7-4	Murray State	2-0	Stanford	2-2		

All-Time NCAA College World Series Opponents

(12 appearances, 27 different opponents)

Opponent	Record	Opponent	Record	Opponent	Record	Opponent	Record
Alabama	0-2	Georgia	0-1	North Carolina	1-1	Tulsa	0-1
Arizona State	0-1	Georgia Southern	1-0	Oklahoma State	1-0	UCLA	1-2
Arkansas	1-0	Indiana	1-0	Oregon State	2-2	USC	0-1
Auburn	1-0	Louisville	0-2	Pepperdine	0-1	Vanderbilt	0-1
BYU	0-1	LSU	0-1	South Carolina	0-1	Virginia	1-0
Cal State Fullerton	1-0	Miami (Fla.)	0-1	Stanford	0-1	Washington	1-0
Florida	1-0	Michigan	1-0	Texas	3-3		

NCAA Regional All-Time All-Tournament Team

Year	Pos.	Player	Year	Pos.	Player	Year	Pos.	Player	Year	Pos.	Player		
1978	CF	Mike Kelley	1990	OF	Tracy Echols	2003	OF	Brad Corley	2014	OF	C.T. Bradford		
	1B	Tim Weisheim		3B	Burke Masters		P	Jamie Gant		P	Jonathan Holder		
1979	SS	Boyd Conner		SS	Jon Shave		3B	Steve Gendron		2B	Brett Pirtle		
	OF	Mike Kelley		1B	Tommy Raffo		DH	Robby Goodson	2016	SS	Ryan Gridley		
	C	John McDonald	MVP	P	Bobby Reed		SS	Matthew Maniscalco		P	Zac Houston		
	UT	Larry Pavlou		1B	Rob Norman		C	Craig Tatum		OF	Reid Humphreys		
1981	P	Steve D'Ercole	MVP	1992	OF	Ron Brown	2004	OF	Joseph Hunter		C	Jack Kruger	
	OF	Mark Gillaspie		C	Matt Carpenter	2005	OF	Jeff Butts		OF	Jake Mangum		
	C	Terry Loe		SS	Paul Petrulis		OF	Brad Corley		DH	Brent Rooker		
	OF	Brad Winkler		P	B.J. Wallace	MVP	2006	DH	Brian LaNinfa	2017	P	Jacob Billingsley	
1983	OF	Brad Winkler		1996	1B	Richard Lee		C	Joseph McCaskill		OF	Cody Brown	
1984	1B	Will Clark		1997	OF	Brooks Bryan		OF	Mitch Moreland		SS	Ryan Gridley	
	OF	Bobby Locke			2B	Travis Chapman		P	Justin Pigott		OF	Jake Mangum	
	OF	Rafael Palmeiro			P	Eric DuBose	MVP	2007	3B	Russ Sneed		2B	Hunter Stovall
	OF	Dan Van Cleve			C	Barry Patton		2B	Brandon Turner	2018	C	Dustin Skelton	
	P	Jeff Brantley	MVP		3B	Adam Platt		OF	Jeffrey Rea		OF	Elijah MacNamee	
	1B	Will Clark			OF	Rusty Thoms		P	Justin Pigott	MVP	OF	Rowdey Jordan	
	C	Roark McDonald		1998	OF	Brooks Bryan	MVP	2011	2B	Nick Vickerson		OF	Jake Mangum
	P	Gene Morgan			1B	Richard Lee		1B	Cody Freeman		P	J.P. France	
	OF	Rafael Palmeiro		1999	SS	Travis Chapman		OF	Brent Brownlee	2019	1B	Tanner Allen	
	2B	Gator Thiesen			OF	Brian Wiese		OF	C.T. Bradford	MVP	2B	Justin Foscoe	
	OF	Dan Van Cleve			1B	Cliff Wren		OF	Jaron Shepherd		DH	Josh Hatcher	
1987	2B	Burke Masters		2000	3B	Travis Chapman		P	Evan Mitchell		OF	Rowdey Jordan	
	1B	John Mitchell			P	Mark Freed		P	Nick Routt		C	Dustin Skelton	
	SS	Brad Hildreth			OF	Shane Kelly		2012	1B	Wes Rea		P	Ethan Small
1988	OF	Jody Hurst			DH	Ty Martin	MVP	2B	Matthew Britton	2020	OF	Tanner Allen	
	C	Barry Winford			OF	Phillip Willingham		SS	Adam Frazier		P	Will Bednar	
1989	OF	Tracy Echols			2B	Daron Wright		C	Mitch Slauter		P	Houston Harding	
	DH	Burke Masters		2001	1B	Matthew Brinson	MVP	2013	3B	Alex Detz	MVP	IF	Kamren James
	1B	Tommy Raffo			3B	Steve Gendron		P	Chad Girodo		OF	Rowdey Jordan	
	P	Bobby Reed			P	Paul Maholm		2B	Brett Pirtle				
	C	Barry Winford			OF	Casey Long		1B	Wes Rea				
	3B	Pete Young						OF	Hunter Renfroe				



NCAA Tournament Record Book - Single Game

Hitting

BATTING AVERAGE (min. 4 at-bats)

	<i>Player</i>	<i>Opponent, Date</i>
1.	.750 Lotterhos, Chris	Florida, 5/30/98
	.750 Westburg, Jordan	North Carolina, 6/19/18
	.750 Stovall, Hunter	Washington, 6/16/18
	.750 Alexander, Luke	Washington, 6/16/18
	.750 Rea, Jeffrey	Louisville, 6/17/07
	.750 Lee, Richard	Alabama, 6/3/97
	.750 Shave, Jon	Georgia Southern, 6/3/90
	.750 Van Cleve, Dan	Texas, 6/7/85
	.750 Clark, Will	Arkansas, 6/3/85
	.750 Van Cleve, Dan	Oklahoma State, 5/31/85
	.750 Clark, Will	Oklahoma State, 5/31/85
	.750 Davis, Donny	Tulsa, 6/13/71

SLUGGING PERCENTAGE (min. 4 at-bats)

	<i>Player</i>	<i>Opponent, Date</i>
1.	2.000 Van Cleve, Dan	Texas, 6/7/1985
	2.000 Clark, Will	Arkansas, 6/3/1985
3.	1.750 Westburg, Jordan	North Carolina, 6/19/18
4.	1.250 Still, Phil	Tulsa, 6/13/71
	1.250 Shave, Jon	Georgia Southern, 6/3/90
	1.250 Patton, Barry	Florida, 5/30/98
	1.250 Castoria, Bruce	South Carolina, 6/4/81
	1.250 Gilbert, Marshall	Vanderbilt, 6/19/19
	1.250 Turner, Brandon	Louisville, 6/17/07
	1.250 Moreland, Mitch	North Carolina, 6/15/07

AT-BATS

	<i>Player</i>	<i>Opponent, Date</i>
1.	6 Thoms, Rusty	Florida, 5/30/98
2.	5 43 Times	
	Last: Allen, Tanner & Jordan, Rowdey	Texas, 6/25/21

RUNS SCORED

	<i>Player</i>	<i>Opponent, Date</i>
1.	3 McDonald, Roark	Oklahoma State, 5/31/85
	3 Robinson, Jim	Georgia Southern, 6/3/90
	3 Thoms, Rusty	Florida, 5/30/98
3.	2 30 Times	
	Last: <i>Skelton, Dustin</i>	<i>Auburn, 6/16/19</i>

HITS

	<i>Player</i>	<i>Opponent, Date</i>
1.	3 Westburg, Jordan	North Carolina, 6/19/18
	3 Stovall, Hunter	Washington, 6/16/18
	3 Alexander, Luke	Washington, 6/16/18
	3 Pirtle, Brett	Indiana, 6/17/13
	3 Rea, Jeffrey	Louisville, 6/17/07
	3 Bryan, Brooks	Florida, 5/30/98
	3 Lotterhos, Chris	Florida, 5/30/98
	3 Lee, Richard	Alabama, 6/3/97
	3 Robinson, Jim	Georgia Southern, 6/3/90
	3 Cohen, John	Georgia Southern, 6/3/90
	3 Shave, Jon	Georgia Southern, 6/3/90
	3 Van Cleve, Dan	Texas, 6/7/85
	3 Clark, Will	Arkansas, 6/3/85
	3 Clark, Will	Oklahoma State, 5/31/85
	3 Van Cleve, Dan	Oklahoma State, 5/31/85
	3 White, Pete	South Carolina, 6/4/81
	3 Davis, Donny	Tulsa, 6/13/71
	3 Crosswell, Bobby	BYU, 6/12/71

DOUBLES

	<i>Player</i>	<i>Opponent, Date</i>
1.	2 Rea, Wes	Oregon State, 6/15/13
	2 Shave, Jon	Georgia Southern, 6/3/90
	2 Winkler, Brad	Michigan, 5/30/81
4.	1 45 times	
	Last: Clark, Kellum	Texas, 6/26/21
		Cumbest, Brad & Tanner, Logan

TRIPLES

	<i>Player</i>	<i>Opponent, Date</i>
1.	1 Thompson, Jerry	Tulsa, 6/13/71
	1 Dixon, Rick	Pepperdine, 6/4/79
	1 Gage, Tony	South Carolina, 6/4/81
	1 Van Cleve, Dan	Texas, 6/7/85
	1 Clark, Will	Arkansas, 6/3/85
	1 Thiesen, Gator	Arkansas, 6/3/85
	1 Mitchell, Scott	Georgia Southern, 6/3/90
	1 Cumbest, Brad	Texas, 6/20/21

HOME RUNS

	<i>Player</i>	<i>Opponent, Date</i>
1.	1 Allen, Tanner	Virginia, 6/22/21
	1 Clark, Kellum	Virginia, 6/22/21
	1 Gilbert, Marshall	Vanderbilt, 6/19/19
	1 Westburg, Jordan	North Carolina, 6/19/18
	1 Renfro, Hunter	Oregon State, 6/21/13
	1 Turner, Brandon	Louisville, 6/17/07
	1 Moreland, Mitch	North Carolina, 6/15/07
	1 Lee, Richard	LSU, 6/1/98
	1 Thoms, Rusty	Florida, 5/30/98
	1 Bryan, Brooks	Florida, 5/30/98
	1 Patton, Barry	Florida, 5/30/98
	1 Piatt, Adam	Alabama, 6/3/97
	1 Mitchell, Scott	Stanford, 6/5/90
	1 Robinson, Jim	Georgia Southern, 6/3/90
	1 Thigpen, Bobby	Miami (Fla.), 6/8/85
	1 Van Cleve, Dan	Texas, 6/7/85
	1 Mitchell, John	Texas, 6/7/85
	1 Clark, Will	Texas, 6/7/85
	1 Clark, Will	Arkansas, 6/3/85
	1 Mitchell, John	Oklahoma State, 5/31/85
	1 Palmeiro, Rafael	Oklahoma State, 5/31/85
	1 Castoria, Bruce	South Carolina, 6/4/81
	1 Gillaspie, Mark	Michigan, 5/30/81
	1 Still, Phil	Tulsa, 6/13/71

TOTAL BASES

	<i>Player</i>	<i>Opponent, Date</i>
1.	8 Van Cleve, Dan	Texas, 6/7/85
	8 Clark, Will	Arkansas, 6/3/85
3.	7 Westburg, Jordan	North Carolina, 6/19/18
4.	6 Lee, Richard	LSU, 6/1/98
	6 Bryan, Brooks	Florida, 5/30/98
	6 Robinson, Jim	Georgia Southern, 6/3/90
7.	5 Gilbert, Marshall	Vanderbilt, 6/19/19
	5 Turner, Brandon	Louisville, 6/17/07
	5 Moreland, Mitch	North Carolina, 6/15/07
	5 Thoms, Rusty	Florida, 5/30/98
	5 Patton, Barry	Florida, 5/30/98
	5 Shave, Jon	Georgia Southern, 6/3/90
	5 Mitchell, John	Texas, 6/7/85
	5 Castoria, Bruce	South Carolina, 6/4/81
	5 Still, Phil	Tulsa, 6/13/71

RUNS BATTED IN

	<i>Player</i>	<i>Opponent, Date</i>
1.	7 Westburg, Jordan	North Carolina, 6/19/18
2.	4 Bryan, Brooks	Florida, 5/30/98
	4 Thigpen, Bobby	Miami (Fla.), 6/8/85
	4 Clark, Will	Arkansas, 6/3/85
5.	3 Allen, Tanner	Virginia, 6/22/21
	3 Renfro, Hunter	Oregon State, 6/21/13
	3 LaNinfa, Brian	Louisville, 6/17/07
	3 Lee, Richard	LSU, 6/1/98
	3 Thoms, Rusty	Florida, 5/30/98
	3 Patton, Barry	Florida, 5/30/98
	3 Palmeiro, Rafael	Oklahoma State, 5/31/85
	3 Van Cleve, Dan	Oklahoma State, 5/31/85
	3 Gillaspie, Mark	Michigan, 5/30/81

HIT-BY-PITCH

	<i>Player</i>	<i>Opponent, Date</i>
1.	1 25 times	
	Last: Clark, Kellum	Texas, 6/26/21

STOLEN BASES

	<i>Player</i>	<i>Opponent, Date</i>
1.	1 Conner, Boyd	Cal State Fullerton, 6/2/79
	1 Winkler, Brad	Michigan, 5/30/81
	1 Thiesen, Gator	Miami (Fla.), 6/8/85
	1 Van Cleve, Dan	Miami (Fla.), 6/8/85
	1 Thigpen, Bobby	Texas, 6/7/85
	1 Van Cleve, Dan	Arkansas, 6/3/85
	1 Van Cleve, Dan	Oklahoma State, 5/31/85
	1 Thigpen, Bobby	Oklahoma State, 5/31/85
	1 Echols, Tracy	Stanford, 6/5/90
	1 Wiese, Brian	Florida, 5/30/98
	1 Frazier, Adam	UCLA, 6/25/13
	1 Frazier, Adam	Indiana, 6/17/13
	1 Westburg, Jordan	Auburn, 6/16/19
	1 James, Kamren	Texas, 6/20/21
	1 Allen, Tanner	Texas, 6/25/21
	1 Skinner, Brayland	Texas, 6/26/21

Pitching

INNINGS PITCHED

	<i>Player</i>	<i>Opponent, Date</i>
1.	10.0 Thompson, Jerry	Tulsa, 6/13/71
2.	9.0 Kurtz, Ken	Cal State Fullerton, 6/2/79
	9.0 Mundie, Don	Michigan, 5/30/81
	9.0 Mundie, Don	South Carolina, 6/4/81
	9.0 Morgan, Gene	Oklahoma State, 5/31/85
	9.0 Brantley, Jeff	Arkansas, 6/3/85
7.	8.0 Proffitt, Mike	BYU, 6/12/71
	8.0 Susce, Steve	Arizona State, 6/2/81
	8.0 Brantley, Jeff	Miami (Fla.), 6/8/85
	8.0 Reed, Bobby	Georgia, 6/1/90
	8.0 DuBose, Eric	Alabama, 5/31/97

FEWEST HITS ALLOWED (starters only; min. 5 IP)

	<i>Player (IP)</i>	<i>Opponent, Date</i>
1.	1 Bednar, Will (6.0)	Texas, 6/20/21
2.	3 Ginn, JT (6.0)	Louisville, 6/20/19
	3 Small, Ethan (5.0)	Auburn, 6/16/19
4.	4 Bednar, Will (6.1)	Texas, 6/26/21
	4 Graveman, Kendall (5.2)	Oregon State, 6/21/13
	4 Reinike, Chris (5.1)	UCLA, 6/2/97
	4 Jobs, Tracy (6.0)	Georgia Southern, 6/3/90
8.	5 Reed, Bobby (8.0)	Georgia, 6/1/90
	5 Kurtz, Ken (9.0)	Cal State Fullerton, 6/2/79
10.	6 Pilkington, Konnor (6.0)	North Carolina, 6/19/18
	6 Ginter, Matt (5.0)	Florida, 5/30/98
	6 Mundie, Don (9.0)	Michigan, 5/30/81
	6 Proffitt, Mike (8.0)	BYU, 6/12/71

FEWEST EARNED RUNS ALLOWED (starters only; min. 5 IP)

	<i>Player (IP)</i>	<i>Opponent, Date</i>
1.	0 Mundie, Don (9.0)	Michigan, 5/30/81
	0 Ginn, JT (6.0)	Louisville, 6/20/19
	0 Bednar, Will (6.0)	Texas, 6/20/21
4.	1 Jobs, Tracy (6.0)	Georgia Southern, 6/3/90
	1 Graveman, Kendall (5.2)	Oregon State, 6/21/13
	1 Kurtz, Ken (9.0)	Cal State Fullerton, 6/2/79
7.	2 Pilkington, Konnor (6.0)	North Carolina, 6/19/18
	2 Proffitt, Mike (8.0)	BYU, 6/12/71
	2 Morgan, Gene (9.0)	Oklahoma State, 5/31/85
	3 Reed, Bobby (8.0)	Georgia, 6/1/90
	3 DuBose, Eric (8.0)	Alabama, 5/31/97
	3 Reinike, Chris (5.1)	UCLA, 6/2/97
	3 Small, Ethan (5.0)	Auburn, 6/16/19
	3 Bednar, Will (6.1)	Texas, 6/26/21

FEWEST RUNS ALLOWED (starters only; min. 5 IP)

	<i>Player (IP)</i>	<i>Opponent, Date</i>
1.	0 Mundie, Don (9.0)	Michigan, 5/30/81
	0 Ginn, JT (6.0)	Louisville, 6/20/19
	0 Bednar, Will (6.0)	Texas, 6/20/21
4.	1 Graveman, Kendall (5.2)	Oregon State, 6/21/13
	1 Jobs, Tracy (6.0)	Georgia Southern, 6/3/90
	1 Kurtz, Ken (9.0)	Cal State Fullerton, 6/2/79
7.	2 Pilkington, Konnor (6.0)	North Carolina, 6/19/18
	2 Reed, Bobby (8.0)	Georgia, 6/1/90
2.	2 Mundie, Don (9.0)	South Carolina, 6/4/81
10.	3 Proffitt, Mike (8.0)	BYU, 6/12/71
	3 Susce, Steve (8.0)	Arizona State, 6/2/81
	3 Morgan, Gene (9.0)	Oklahoma State, 5/31/85
	3 Brantley, Jeff (9.0)	Arkansas, 6/3/85
	3 Brantley, Jeff (8.0)	Miami (Fla.), 6/8/85
	3 DuBose, Eric (8.0)	Alabama, 5/31/97
	3 Reinike, Chris (5.1)	UCLA, 6/2/97
	3 Small, Ethan (5.0)	Auburn, 6/16/19
	3 Bednar, Will (6.1)	Texas, 6/26/21

STRIKEOUTS

	<i>Player</i>	<i>Opponent, Date</i>
1.	15 Bednar, Will	Texas, 6/20/21
2.	10 Susce, Steve	Arizona State, 6/2/81
	10 Girono, Chad	Indiana, 6/17/13
	10 Jobs, Tracy	Georgia Southern, 6/3/90
5.	9 Girono, Chad	UCLA, 6/24/13
6.	8 Cliburn, Perry	Pepperdine, 6/4/79
	8 Small, Ethan	Auburn, 6/16/19
	8 Brantley, Jeff	Arkansas, 6/3/85
8.	7 Reinike, Chris	UCLA, 6/2/97
	7 Bednar, Will	Texas, 6/26/21

FEWEST WALKS (starters only; min. 5 IP)

	<i>Player (IP)</i>	<i>Opponent, Date</i>
1.	0 Mundie, Don (9.0)	South Carolina, 6/4/81
2.	1 Proffitt, Mike (8.0)	BYU, 6/12/71
	1 Susce, Steve (8.0)	Arizona State, 6/2/81
	1 Brantley, Jeff (9.0)	Arkansas, 6/3/85
	1 Reed, Bobby (6.1)	Stanford, 6/5/90
	1 Graveman, Kendall (5.2)	Oregon State, 6/21/13
	1 Ginn, JT (6.0)	Louisville, 6/20/19
	1 Bednar, Will (6.0)	Texas, 6/20/21
9.	2 Thompson, Jerry (10.0)	Tulsa, 6/13/71
	2 Kurtz, Ken (9.0)	Cal State Fullerton, 6/2/79
	2 Morgan, Gene (6.0)	Texas, 6/7/85
	2 Reed, Bobby (8.0)	Georgia, 6/1/90
	2 Jobs, Tracy (6.0)	Georgia Southern, 6/3/90
	2 Pigott, Justin (5.1)	North Carolina, 6/15/07
	2 Pilkington, Konnor (6.0)	North Carolina, 6/19/18
	2 Bednar, Will (6.1)	Texas, 6/26/21

WILD PITCHES

	<i>Player</i>	<i>Opponent, Date</i>
1.	2 Reinike, Chris	UCLA, 6/2/97
	2 Cliburn, Perry	Texas, 6/3/79
	2 Bowen, Ricky	North Carolina, 6/15/07
	2 James, Keegan	Vanderbilt, 6/19/19
	2 Ginter, Matt	Florida, 5/30/98
6.	1 19 times	
	Last: Sims, Landon	Texas, 6/26/21

BALKS

	<i>Player</i>	<i>Opponent, Date</i>
1.	1 Small, Ethan	Oregon State, 6/23/18
	1 Cliburn, Perry	Pepperdine, 6/4/79
	1 Small, Ethan	Washington, 6/16/18
	1 Thoms, Hank	USC, 6/2/98

HIT-BY-PITCH

	<i>Player</i>	<i>Opponent, Date</i>
1.	2 Girono, Chad	Indiana, 6/17/13
	2 Girono, Chad	UCLA, 6/24/13
	2 Houston, Greg	Louisville, 6/17/07
	2 Liebelt, Jared	Auburn, 6/16/19
5.	1 19 times	
	Last: Sims, Landon	Texas, 6/26/21



NCAA Tournament Record Book - Career

Hitting

GAMES PLAYED

<i>Player (Seasons)</i>	<i>GP</i>
1. Allen, Tanner (2018-19, 21)	11
Jordan, Rowdey (2018-19, 21)	11
3. Foscue, Justin (2018-19)	7
MacNamee, Elijah (2018-19)	7
Mangum, Jake (2018-19)	7
Skelton, Dustin (2018-19)	7
Westburg, Jordan (2018-19)	7
8. Bryan, Brooks (1997-98)	6
Chapman, Travis (1997-98)	6
Freeman, Brad (1997-98)	6
Lee, Richard (1997-98)	6
Patton, Barry (1997-98)	6
Thoms, Rusty (1997-98)	6
Wiese, Brian (1997-98)	6

GAMES STARTED

<i>Player (Seasons)</i>	<i>GS</i>
1. Allen, Tanner (2018-19, 21)	11
Jordan, Rowdey (2018-19, 21)	11
3. Foscue, Justin (2018-19)	7
MacNamee, Elijah (2018-19)	7
Mangum, Jake (2018-19)	7
Skelton, Dustin (2018-19)	7
Westburg, Jordan (2018-19)	7
8. Bryan, Brooks (1997-98)	6
Chapman, Travis (1997-98)	6
Freeman, Brad (1997-98)	6
Lee, Richard (1997-98)	6
Patton, Barry (1997-98)	6
Thoms, Rusty (1997-98)	6
Wiese, Brian (1997-98)	6

CAREER BATTING AVERAGE (*min. 12 at-bats*)

<i>Player (Seasons)</i>	<i>AB</i>	<i>AVG</i>
1. Clark, Will (1985)	15	.467
2. Van Cleve, Dan (1985)	16	.438
3. Thigpen, Bobby (1985)	14	.429
4. Davis, Frank (1985)	12	.417
5. Conner, Boyd (1979)	13	.385
6. Patton, Barry (1997-98)	21	.381
7. Mangum, Jake (2018-19)	25	.360
8. Alexander, Luke (2018)	14	.357
9. Stovall, Hunter (2018)	17	.353
10. Pirtle, Brett (2013)	20	.350

CAREER ON-BASE PERCENTAGE (*min. 12 at-bats*)

<i>Player (Seasons)</i>	<i>AB</i>	<i>OB%</i>
1. Clark, Will (1985)	15	.556
2. Van Cleve, Dan (1985)	16	.526
3. Thigpen, Bobby (1985)	14	.500
4. Davis, Frank (1985)	12	.500
5. Mangum, Jake (2018-19)	25	.484
6. Freeman, Brad (1997-98)	22	.464
7. Alexander, Luke (2018)	14	.438
8. Patton, Barry (1997-98)	21	.435
9. Conner, Boyd (1979)	13	.429
10. Chapman, Travis (1997-98)	18	.400

CAREER SLUGGING PERCENTAGE (*min. 12 at-bats*)

<i>Player (Seasons)</i>	<i>AB</i>	<i>SLG</i>
1. Clark, Will (1985)	15	1.067
2. Thigpen, Bobby (1985)	14	.786
3. Van Cleve, Dan (1985)	16	.750
4. Mitchell, John (1985)	17	.647
5. Davis, Frank (1985)	12	.583
6. Patton, Barry (1997-98)	21	.571
7. Palmeiro, Rafael (1985)	16	.563
8. Clark, Kellum (2021)	13	.538
9. Gilbert, Marshall (2018-19)	12	.500
10. Mangum, Jake (2018-19)	25	.480

AT-BATS

<i>Player (Seasons)</i>	<i>AB</i>
1. Allen, Tanner (2018-19, 21)	45
2. Jordan, Rowdey (2018-19, 21)	44
3. Bryan, Brooks (1997-98)	28
4. MacNamee, Elijah (2018-19)	27
Westburg, Jordan (2018-19)	27
Foscue, Justin (2018-19)	27
7. Thoms, Rusty (1997-98)	26
8. Mangum, Jake (2018-19)	25
9. Lee, Richard (1997-98)	23
Wiese, Brian (1997-98)	23

RUNS SCORED

<i>Player (Seasons)</i>	<i>R</i>
1. Wiese, Brian (1997-98)	6
Clark, Will (1985)	6
3. Jordan, Rowdey (2018-19-21)	5
MacNamee, Elijah (2018-19)	5
Thoms, Rusty (1997-98)	5
Mangum, Jake (2018-19)	5
Freeman, Brad (1997-98)	5
Thigpen, Bobby (1985)	5
8. Six tied	4
<i>Last: Allen, Tanner (2018-19-21)</i>	

HITS

<i>Player (Seasons)</i>	<i>H</i>
1. Jordan, Rowdey (2018-19-21)	11
2. Allen, Tanner (2018-19-21)	10
3. Thoms, Rusty (1997-98)	9
Mangum, Jake (2018-19)	9
5. Patton, Barry (1997-98)	8
6. Clark, Will (1985)	7
Freeman, Brad (1997-98)	7
Pirtle, Brett (2013)	7
Van Cleve, Dan (1985)	7
Bryan, Brooks (1997-98)	7

DOUBLES

<i>Player (Seasons)</i>	<i>2B</i>
1. Mangum, Jake (2018-19)	3
Rea, Wes (2013)	3
3. Allen, Tanner (2018-19-21)	2
Jordan, Rowdey (2018-19-21)	2
Freeman, Brad (1997-98)	2
Thigpen, Bobby (1985)	2
Lee, Richard (1997-98)	2
Westburg, Jordan (2018-19)	2
Shave, Jon (1990)	2
Davis, Frank (1985)	2
Palmeiro, Rafael (1985)	2
Winkler, Brad (1981)	2

TRIPLES

<i>Player (Seasons)</i>	<i>3B</i>
1. Thompson, Jerry (1971)	1
Dixon, Rick (1979)	1
Gage, Tony (1981)	1
Clark, Will (1985)	1
Van Cleve, Dan (1985)	1
Thiesen, Gator (1985)	1
Mitchell, Scott (1990)	1
Cumbest, Brad (2021)	1

HOME RUNS

<i>Player (Seasons)</i>	<i>HR</i>
1. Clark, Will (1985)	2
Mitchell, John (1990)	2
3. 20 tied	1
<i>Last: Clark, Kellum (2021) & Allen, Tanner (2018-19-21)</i>	

TOTAL BASES

<i>Player (Seasons)</i>	<i>TB</i>
1. Clark, Will (1985)	16
2. Allen, Tanner (2018-19-21)	15
3. Jordan, Rowdey (2018-19-21)	13
4. Van Cleve, Dan (1985)	12
Patton, Barry (1997-98)	12
Thoms, Rusty (1997-98)	12
Mangum, Jake (2018-19)	12
8. Thigpen, Bobby (1985)	11
Westburg, Jordan (2018-19)	11
Lee, Richard (1997-98)	11
Mitchell, John (1990)	11

RUNS BATTED IN

<i>Player (Seasons)</i>	<i>RBI</i> s
1. Bryan, Brooks (1997-98)	9
2. Allen, Tanner (2018-19-21)	8
3. Westburg, Jordan (2018-19)	7
4. Clark, Will (1985)	5
Thigpen, Bobby (1985)	5
Lee, Richard (1997-98)	5
Palmeiro, Rafael (1985)	5
Patton, Barry (1997-98)	5
Thoms, Rusty (1997-98)	5
Freeman, Brad (1997-98)	5

WALKS

<i>Player (Seasons)</i>	<i>BB</i>
1. Gillaspie, Mark (1981)	7
2. Dubrule, Scotty (2021)	6
McDonald, Roark (1979)	6
4. Chapman, Travis (1997-98)	5
5. Lee, Richard (1997-98)	4
Freeman, Brad (1997-98)	4
Wiese, Brian (1997-98)	4
8. Eight tied	3
<i>Last: Mangum, Jake (2018-19) and Skelton, Dustin (2018-19)</i>	

HIT-BY-PITCH

<i>Player (Seasons)</i>	<i>HBP</i>
1. Mangum, Jake (2018-19)	3
2. Allen, Tanner (2018-19-21)	2
Freeman, Brad (1997-98)	2
3. 19 tied	1
<i>Last: Clark, Kellum (2021) & Jordan, Rowdey (2018-19-21)</i>	

STOLEN BASES

<i>Player (Seasons)</i>	<i>SB</i>
1. Van Cleve, Dan (1985)	3
2. Frazier, Adam (2013)	2
Thigpen, Bobby (1985)	2
4. Conner, Boyd (1979)	1
Winkler, Brad (1981)	1
Thiesen, Gator (1985)	1
Echols, Tracy (1990)	1
Wiese, Brian (1997-98)	1
Westburg, Jordan (2018-19)	1
James, Kamren (2021)	1
Allen, Tanner (2018-19-21)	1
Skinner, Brayland (2021)	1

STRIKEOUTS

<i>Player (Seasons)</i>	<i>K</i>
1. Jordan, Rowdey (2018-19-21)	10
2. Allen, Tanner (2018-19-21)	8
Clark, Kellum (2021)	8
Wiese, Brian (1997-98)	8
5. Tanner, Logan (2021)	7
Westburg, Jordan (2018-19)	7
Patton, Barry (1997-98)	7
MacNamee, Elijah (2018-19)	7
9. James, Kamren (2021)	6
Lee, Richard (1997-98)	6
Skelton, Dustin (2018-19)	6
Bryan, Brooks (1997-98)	6
Sottile, Lou (1981)	6

SACRIFICE HITS

<i>Player (Seasons)</i>	<i>SH</i>
1. Patton, Barry (1997-98)	2
Skelton, Dustin (2018-19)	2
Chapman, Travis (1997-98)	2
Platt, Adam (1997)	2
5. Klipstein, Dave (1981)	1
Ammirati, Nick (2013)	1
Rea, Jeffrey (2007)	1
Henderson, Demarcus (2013)	1
Scioneaux, Damian (1997)	1

SACRIFICE FLIES

<i>Player (Seasons)</i>	<i>SF</i>
1. Croswell, Bobby (1971)	1
Palmeiro, Rafael (1985)	1
Masters, Burke (1990)	1
Chapman, Travis (1997-98)	1
Dubrule, Scotty (2021)	1



NCAA Tournament Record Book - Career

Pitching

APPEARANCES

<i>Player (Seasons)</i>	<i>App.</i>
1. Gordon, Cole (2018-19)	5
2. Holder, Jonathan (2013)	4
3. Sims, Landon (2021)	3
Mitchell, Ross (2013)	3
Mundie, Don (1979, 81)	3
Johnson, Van (1997-98)	3
Reinike, Chris (1997-98)	3
Thoms, Hank (1997-98)	3
Small, Ethan (2018-19)	3
10. 16 times	2
<i>Last: Bednar, Will (2021)</i>	

GAMES STARTED

<i>Player (Seasons)</i>	<i>GS</i>
1. Mundie, Don (1979, 81)	2
2. Brantley, Jeff (1985)	2
Morgan, Gene (1985)	2
Reed, Bobby (1990)	2
Fitts, Trevor (2013)	2
Graveman, Kendall (2013)	2
Small, Ethan (2018-19)	2
Bednar, Will (2021)	2
8. 23 times	1
<i>Last: Harding, Houston (2021) & MacLeod, Christian (2021)</i>	

VICTORIES

<i>Player (Seasons)</i>	<i>Wins</i>
1. Mundie, Don (1979, 81)	1
Kurtz, Ken (1979)	1
Brantley, Jeff (1985)	1
Morgan, Gene (1985)	1
Jobes, Tracy (1990)	1
Ginter, Matt (1997-98)	1
Thoms, Hank (1997-98)	1
Girodo, Chad (2013)	1
Graveman, Kendall (2013)	1
Mitchell, Ross (2013)	1
Pollorena, Luis (2013)	1
Pilkington, Konnor (2018)	1
Gordon, Cole (2019)	1
Bednar, Will (2021)	1
Smith, Cade (2021)	1
Sims, Landon (2021)	1

SAVES

<i>Player (Seasons)</i>	<i>Saves</i>
1. Holder, Jonathan (2013)	3
2. Sims, Landon (2021)	2
3. Johnson, Van (1997-98)	1
Gordon, Cole (2018-19)	1

COMPLETE GAMES

<i>Player (Seasons)</i>	<i>CG</i>
1. Mundie, Don (1979, 81)	2
2. Brantley, Jeff (1985)	1
Morgan, Gene (1985)	1
Kurtz, Ken (1979)	1
Reed, Bobby (1990)	1
Thompson, Jerry (1971)	1
Proffitt, Mike (1971)	1
Susce, Steve (1981)	1
DuBose, Eric (1997)	1

SHUTOUTS

<i>Player (Seasons)</i>	<i>Shutouts</i>
1. Mundie, Don (1979, 81)	1

CAREER EARNED RUN AVERAGE (min. 7 IP)

<i>Player (Seasons)</i>	<i>IP</i>	<i>ERA</i>
1. Gordon, Cole (2018-19)	9 2/3	0.93
2. James, Keegan (2018-19)	7 1/3	1.23
3. Sims, Landon (2021)	7	1.29
Girodo, Chad (2013)	14	1.29
5. Kurtz, Ken (1979)	11 1/3	1.59
6. Bednar, Will (2021)	12 1/3	2.19
7. Graveman, Kendall (2013)	10 1/3	2.61
8. Cliburn, Perry (1979)	9	3.00
9. Brantley, Jeff (1985)	17	3.18
10. Mundie, Don (1979, 81)	24 2/3	3.28

INNINGS PITCHED

<i>Player (Seasons)</i>	<i>App.</i>	<i>IP</i>
1. Mundie, Don (1979, 81)	3	24 2/3
2. Brantley, Jeff (1985)	2	17
3. Small, Ethan (2018-19)	3	16 2/3
4. Morgan, Gene (1985)	2	15
5. Reed, Bobby (1990)	2	14 1/3
6. Girodo, Chad (2013)	2	14
7. Bednar, Will	2	12 1/3
8. Kurtz, Ken (1979)	2	11 1/3
9. Graveman, Kendall (2013)	2	10 1/3
10. Thompson, Jerry (1971)	1	10

FEWEST HITS ALLOWED (min. 7 IP)

<i>Player (Seasons)</i>	<i>IP</i>	<i>H</i>
1. Sims, Landon (2021)	7	3
2. Bednar, Will (2021)	12 1/3	5
James, Keegan (2018-19)	7 1/3	5
4. Proffitt, Mike (1971)	8	6
5. Kurtz, Ken (1979)	11 1/3	7
6. Susce, Steve (1981)	8	8
Cliburn, Perry (1979)	9	8
Gordon, Cole (2018-19)	9 2/3	8
Reinike, Chris (1997-98)	9	9
Mitchell, Ross (2013)	7 1/3	9

FEWEST EARNED RUNS ALLOWED (min. 7 IP)

<i>Player (Seasons)</i>	<i>IP</i>	<i>ER</i>
1. Sims, Landon (2021)	7	1
James, Keegan (2018-19)	7 1/3	1
3. Kurtz, Ken (1979)	11 1/3	2
Gordon, Cole (2018-19)	9 2/3	2
5. Bednar, Will (2021)	12 1/3	3
Proffitt, Mike (1971)	8	3
Cliburn, Perry (1979)	9	3
Mitchell, Ross (2013)	7 1/3	3
DuBose, Eric (1997)	8	3
10. Susce, Steve (1981)	8	4
Girodo, Chad (2013)	14	4

FEWEST RUNS ALLOWED (min. 7 IP)

<i>Player (Seasons)</i>	<i>H-AB</i>	<i>R</i>
1. Sims, Landon (2021)	7	1
James, Keegan (2018-19)	7 1/3	1
3. Kurtz, Ken (1979)	11 1/3	2
Gordon, Cole (2018-19)	9 2/3	2
5. Bednar, Will (2021)	12 1/3	3
Proffitt, Mike (1971)	8	3
Cliburn, Perry (1979)	9	3
Mitchell, Ross (2013)	7 1/3	3
DuBose, Eric (1997)	8	3
10. Susce, Steve (1981)	8	4
Girodo, Chad (2013)	14	4

HIT-BY-PITCH

<i>Player (Seasons)</i>	<i>HBP</i>
1. Girodo, Chad (2013)	4
2. Thoms, Hank (1997-98)	2
James, Keegan (2018-19)	2
Liebelt, Jared (2019)	2
Houston, Greg (2007)	2
16 tied	1
<i>Last: Bednar, Will (2021), Johnson, Preston (2021) & Sims, Landon (2021)</i>	

STRIKEOUTS

<i>Player (Seasons)</i>	<i>IP</i>	<i>K</i>
1. Bednar, Will (2021)	12 1/3	22
2. Girodo, Chad (2013)	14	19
3. Small, Ethan (2018-19)	16 2/3	18
4. Brantley, Jeff (1985)	17	12
5. Sims, Landon (2021)	7	11
Cliburn, Perry (1979)	9	11
7. Jobes, Tracy (1990)	6	10
Susce, Steve (1981)	8	10
Thoms, Hank (1997-98)	7 2/3	10
10. Gordon, Cole (2018-19)	9/23	9
Reed, Bobby (1990)	14 1/3	9

FEWEST WALKS (min. 7 IP)

<i>Player (Seasons)</i>	<i>IP</i>	<i>BB</i>
1. Sims, Landon (2021)	7	0
2. Susce, Steve (1981)	8	1
Gordon, Cole (2018-19)	9 2/3	1
Proffitt, Mike (1971)	8	1
5. Cliburn, Perry (1979)	9	2
Thompson, Jerry (1971)	10	2
Graveman, Kendall (2013)	10 1/3	2
8. Bednar, Will (2021)	12 1/3	3
Girodo, Chad (2013)	14	3
Thoms, Hank (1997-98)	7 2/3	3
Reed, Bobby (1990)	14	3
Kurtz, Ken (1979)	11 1/3	3
Mitchell, Ross (2013)	7 1/3	3

WILD PITCHES

<i>Player (Seasons)</i>	<i>WP</i>
1. James, Keegan (2018-19)	3
2. Gordon, Cole (2018-19)	2
Cliburn, Perry (1979)	2
Thoms, Hank (1997-98)	2
Fitts, Trevor (2013)	2
Morgan, Gene (1985)	2
Ginter, Matt (1997-98)	2
Bowen, Ricky (2007)	2
Reinike, Chris (1997-98)	2
10. 10 tied	1
<i>Last: MacLeod, Christian (2021) & Sims, Landon (2021)</i>	

NCAA Tournament All-Time Results

1971 0-2 (T-7th)

Tulsa 5, Mississippi State 2 <i>June 11, 1971 at Omaha, Neb.</i>		
Tulsa	000 200 201	- 5 10 3
Mississippi State	000 001 001	- 2 8 3

Pitchers: UT - Rogers, Butcher, Kluhr; MSU - Thompson, Irvin.
Win-Rogers Save-Butcher Loss-Thompson
T-2:13 A-5,676
HR: UT - Tabb, Bowling; MSU - Still.

BYU 3, Mississippi State 1

<i>June 12, 1971 at Omaha, Neb.</i>		
Mississippi State	000 010 000	- 1 10 2
BYU	000 000 03X	- 3 6 1

Pitchers: MSU - Proffitt, Irvin; BYU - Dusek, Olsen, Cloward.
Win-Dusek Save-Olsen Loss-Proffitt
T-1:53 A-1,597
HR: BYU - Cardon.

1979 1-2 (T-5th)

Mississippi State 6, Cal State Fullerton 1 <i>June 3, 1979 at Omaha, Neb.</i>		
Cal State Fullerton	000 000 001	- 1 5 3
Mississippi State	400 100 100	- 6 10 0

Pitchers: CSF - Navilhon, Hudson, Kingsolver. MSU - Kurtz, McDonald.
Win-Kurtz Loss-Navilhon
T-2:26 A-11,047

Texas 8, Mississippi State 2

<i>June 3, 1979 at Omaha, Neb.</i>		
Mississippi State	020 000 000	- 2 5 1
Texas	000 250 100	- 8 13 2

Pitchers: MSU - Mundie, Cliburn, McDonald; UT - Wright, Creel, Shannon.
Win-Wright Loss-Mundie
T-2:20 A-11,659
HR: UT - Tjader.

Pepperdine 5, Mississippi State 4

<i>June 4, 1979 at Omaha, Neb.</i>		
Pepperdine	002 000 020	1 - 5 8 1
Mississippi State	020 002 000	0 - 4 6 0

Pitchers: PU - Kurtz, Elser, Fick; MSU - Reagan, Cliburn, Kurtz, McDonald.
Win-Elser (5-1) Loss-Kurtz (12-2)
T-2:53 A-7,881

1981 1-2 (T-5th)

Mississippi State 4, Michigan 0 <i>May 30, 1981 at Omaha, Neb.</i>		
Michigan	000 000 000	- 0 6 1
Mississippi State	000 030 100	- 4 6 2

Pitchers: UM - Elam, Ontiveros, Hool; MSU - Mundie, Loe.
Win-Mundie (14-4) Loss-Elam (11-3)
T-1:57 A-12,000
HR: MSU - Gillespie.

Arizona State 4, Mississippi State 3

<i>June 2, 1981 at Omaha, Neb.</i>		
Mississippi State	003 000 000	- 3 5 2
Arizona State	010 300 000	- 4 8 2

Pitchers: MSU - Susce, Loe; ASU - Newman, Dukes, Wilson.
Win-Dukes (7-2) Loss-Susce (11-5)
T-2:15 A-10,589
HR: ASU - Sodders.

South Carolina 6, Mississippi State 5

<i>June 4, 1981 at Omaha, Neb.</i>		
South Carolina	114 000 000	- 6 10 2
Mississippi State	000 200 300	- 5 11 4

Pitchers: USC - Baynham, Babel, Kish, Lowery;
MSU - Mundie, Loe.
Win-Baynham (10-1) Save-Kish (7) Loss-Mundie (14-5)
T-2:41 A-9,000
HR: USC - Lowery, Boyle; MSU - Castoria.

1985 2-2 (T-3rd)

Mississippi State 12, Oklahoma State 3 <i>May 31, 1985 at Omaha, Neb.</i>		
Oklahoma State	000 001 002	- 3 8 4
Mississippi State	033 104 100	- 12 14 0

Pitchers: OSU - Dillard, Bronkey, Trapasso, Rockman, Long, Johnson; MSU - Morgan.
Win-Morgan (14-1) Loss-Dillard (8-4)
T-3:02 A-12,301
HR: MSU - Palmeiro, Mitchell.

Mississippi State 5, Arkansas 4

<i>June 3, 1985 at Omaha, Neb.</i>		
Arkansas	100 111 000	- 4 11 0
Mississippi State	001 020 200	- 5 10 1

Pitchers: UA - Farwell, Deitz; MSU - Brantley.
Win-Brantley (18-2) Loss-Farwell (11-2)
T-2:36 A-10,587
HR: MSU - Clark.

Texas 12, Mississippi State 7

<i>June 7, 1985 at Omaha, Neb.</i>		
Mississippi State	200 011 102	- 7 12 5
Texas	000 002 64X	- 12 14 1

Pitchers: MSU - Morgan, King, Thigpen; UT - Ruffin, Poehl.
Win-Ruffin (13-2) Save-Poehl (4) Loss-Morgan (14-2)
T-3:14 A-13,223
HR: MSU - Van Cleve, Clark, Mitchell.



Miami (Fla.) 6, Mississippi State 5		
June 8, 1985 at Omaha, Neb.		
Mississippi State	000 004 010	- 5 5 4
Miami (Fla.)	200 010 012	- 6 9 1

Pitchers: MSU - Brantley, Thigpen; UM - Patenaude, Raether.
Win-Raether (6-2) Loss-Thigpen (1-4)
T-2:56 A-10,000
HR: MSU - Thigpen; UM - Leake, Ellena.

1990	1-2 (T-5th)
Georgia 3, Mississippi State 0	
June 1, 1990 at Omaha, Neb.	
Mississippi State	000 000 000 - 0 4 3
Georgia	001 010 010 - 3 5 1

Pitchers: MSU - Reed, Robinson; UGA - Fleming, Childers.
Win-Fleming (12-5) Loss-Reed (15-3)
T-2:07 A-12,732
HR: UGA - Cooper.

Mississippi State 15, Georgia Southern 1		
June 3, 1990 at Omaha, Neb.		
Mississippi State	(11)00 002 020	- 15 16 1
Georgia Southern	0 10 000 000	- 1 6 3

Pitchers: MSU - Jobses, Henderson, Daniel, Harden, Robinson, Polk; GSU - Bouma, Ryder, Berkner, Masi, Fitzpatrick, Holder.
Win-Jobes (8-5) Loss-Bouma (10-3)
T-2:35 A-8,000
HR: MSU - Robinson.

Stanford 6, Mississippi State 1		
June 5, 1990 at Omaha, Neb.		
Stanford	001 100 301	- 6 11 1
Mississippi State	001 000 000	- 1 9 3

Pitchers: SU - Reid, Weiss, Tallman; MSU - Reed, Harden, Robinson.
Win-Reid (7-1) Loss-Reed (15-4)
T-2:47 A-6,000
HR: SU - Turner; MSU - S. Mitchell.

1997	1-2 (T-5th)
Alabama 3, Mississippi State 2	
May 31, 1997 at Omaha, Neb.	
Mississippi State	000 010 001 - 2 7 0
Alabama	000 020 001 - 3 11 1

Pitchers: MSU - DuBose, Patton; UA - Henderson, Kingrey, Frick.
Win-Kingrey (9-1) Loss-DuBose (9-4)
T-2:37 A-22,640

Mississippi State 7, UCLA 5		
June 2, 1997 at Omaha, Neb.		
UCLA	002 100 101	- 5 10 3
Mississippi State	020 001 400	- 7 10 2

Pitchers: UCLA - Zamora, Klein, Henkel, Cloud, Green. MSU - Reinike, H. Thoms, Patton.
Win-H. Thoms (5-0) Loss-Henkel (3-3)
T-3:36 A-20,016
HR: UCLA - Glaus.

Alabama 9, Mississippi State 5		
June 3, 1997 at Omaha, Neb.		
Mississippi State	000 100 301	- 5 12 3
Alabama	000 040 050	- 9 13 0

Pitchers: MSU - Dilgard, Johnson, Ginter, Patton; UA - Daniel, Kingrey, Frick.
Win-Kingrey (10-1) Loss-Johnson (5-4)
T-2:35 A-20,991
HR: MSU - Piatt; UA - Phillips, Peer.

1998	1-2 (T-5th)
Mississippi State 14, Florida 13	
May 30, 1998 at Omaha, Neb.	
Mississippi State	050 500 004 - 14 14 3
Florida	030 103 015 - 13 13 0

Pitchers: MSU - Ginter, H. Thoms, Donovan, Polk, Reinike, Johnson, Patton, McGrath. UF - Wilkerson, Fogg, McClendon, Ross.
Win-Ginter (6-4) Save-Johnson (10) Loss-Wilkerson (10-5)
T-3:41 A-22,879
HR: MSU - R. Thoms, Bryan, Patton; UF - Ross, Dill.

LSU 10, Mississippi State 8		
June 1, 1998 at Omaha, Neb.		
Mississippi State	002 031 101	- 8 14 0
LSU	040 220 020	- 10 11 1

Pitchers: MSU - Jackson, Compton, Johnson, Patton; LSU - Keisler, Bowe, Thompson, Cresse.
Win-Keisler (9-5) Save-Thompson (1) Loss-Jackson (10-3)
T-3:05 A-20,738
HR: MSU - Lee; LSU - Higgins, Cresse, Earnhart, Davis, Barbier, Harris.

Southern California 7, Mississippi State 1		
June 2, 1998 at Omaha, Neb.		
Southern California	031 000 201	- 7 12 0
Mississippi State	000 000 010	- 1 5 2

Pitchers: USC - Currier, Weibling, Munson; MSU - Freed, Reinike, H. Thoms, Polk, Donovan, Patton.
Win-Currier (6-1) Loss-Freed (6-6)
T-3:11 A-21,581
HR USC - Ticehurst (2).

2007	0-2 (T-7th)
North Carolina 5, Mississippi State 5	
June 15, 2007 at Omaha, Neb.	
Mississippi State	040 000 100 - 5 12 2
North Carolina	000 206 01X - 8 12 0

Pitchers: UNC - Woodard, Warren, Wooten, Carignan; MSU - Pigott, Lalor, Bowen.
Win-Warren (11-0) Save-Carignan (16) Loss-Pigott (7-7)
T-2:52 A-23,568
HR: MSU - Moreland.

Louisville 12, Mississippi State 4		
June 17, 2007 at Omaha, Neb.		
Louisville	212 300 301	- 12 18 1
Mississippi State	000 003 100	- 4 10 1

Pitchers: UL - Marks, Hollander, Meade; MSU - Crosswhite, Houston, Whitney, Weatherford, Johnson.
Win-Marks (9-2) Loss-Crosswhite (8-5)
T-3:18 A-18,187
HR: UL - Johnson, Burton, Dominguez (2); MSU - Turner.

2013	3-2 (2nd - FINALIST)
Mississippi State 5, Oregon State 4	
June 15, 2013 at Omaha, Neb.	
Mississippi State	030 000 020 - 5 8 2
Oregon State	200 110 000 - 4 10 1

Pitchers: MSU - Graveman, R Mitchell, Holder; OSU - Moore, Boyd, Schultz.
Win-R Mitchell (13-0) Loss-Boyd (10-4)
T-3:10 A-24,473

Mississippi State 5, Indiana 4		
June 17, 2013 at Omaha, Neb.		
Mississippi State	100 001 030	- 5 11 1
Indiana	012 000 001	- 4 9 2

Pitchers: MSU - Fitts, Girodo, Holder; IU - Coursen-Carr, Halstead, Korte, Effross.
Win-Girodo (9-1) Loss-Halstead (4-5)
T-3:24 A-25,260

Mississippi State 4, Oregon State 1		
June 21, 2013 at Omaha, Neb.		
Oregon State	000 001 000	- 1 8 1
Mississippi State	000 130 00X	- 4 11 0

Pitchers: MSU - Graveman, R Mitchell, Holder; OSU - Moore, Fry.
Win-Graveman (8-5) Loss-Moore (14-2)
T-2:32 A-18,868
HR: MSU - Renfroe.

***** CHAMPIONSHIP SERIES *****

UCLA 3, Mississippi State 1		
June 24, 2013 at Omaha, Neb.		
UCLA	100 200 000	- 3 6 1
Mississippi State	000 100 000	- 1 6 1

Pitchers: UCLA - Plutko, Kaprielian, Weiss, Berg; MSU - Fitts, Girodo.
Win-Plutko (10-3) Loss-Fitts (0-1)
T-3:34 A-25,690

UCLA 8, Mississippi State 0		
June 25, 2013 at Omaha, Neb.		
Mississippi State	000 000 000	- 0 5 3
UCLA	102 201 02X	- 8 12 1

Pitchers: UCLA - Vander Tuig, Berg; MSU - Pollorena, Mitchell, Bracewell, Holder, Cox.
Win-Vander Tuig (14-4) Loss-Pollorena (6-4)
T-3:20 A-27,127

2018	2-2 (T-3rd)
Mississippi State 1, Washington 0	
June 16, 2018 at Omaha, Neb.	
Washington	000 000 000 - 0 6 0
Mississippi State	000 000 001 - 1 10 0

Pitchers: UW - DeMers, Hardy; MSU - Small, France, Gordon, Neff.
Win-Neff (4-3) Loss-Hardy (5-3)
T-2:44 A-24,758

Mississippi State 12, North Carolina 2		
June 19, 2018 at Omaha, Neb.		
Mississippi State	040 000 080	- 12 9 1
North Carolina	100 000 100	- 2 7 3

Pitchers: UNC - Bergner, Hiatt, Hutchison, Baum; MSU - Pilkington, Gordon.
Win-Pilkington (3-6) Save-Gordon (4) Loss-Bergner (7-3)
T-3:17 A-13,387
HR: MSU - Westburg.

Oregon State 12, Mississippi State 2		
June 22, 2018 at Omaha, Neb.		
Mississippi State	101 000 080	- 2 5 0
Oregon State	150 100 410	- 12 15 1

Pitchers: OSU - Fehmel, Eisert; MSU - Billingsley, James, McQuary, Smith.
Win-Esirt (5-3) Loss-Billingsley (5-4)
T-3:54 A-21,002

Oregon State 5, Mississippi State 2		
June 23, 2018 at Omaha, Neb.		
Oregon State	005 000 080	- 5 8 1
Mississippi State	001 000 001	- 2 4 0

Pitchers: OSU - Abel, Mulholland; MSU - Small, Gordon.
Win-Abel (6-1) Loss-Small (5-4)
T-3:02 A-21,821

2019	1-2 (T-5th)
Mississippi State 5, Auburn 4	
June 16, 2018 at Omaha, Neb.	
Auburn	020 100 010 - 4 6 2
Mississippi State	000 001 004 - 5 12 3

Pitchers: AU - Owen, Anderson, Greenhill, Fitts, Burns; MSU - Small, Self, Liebelt, Gordon.
Win-Gordon (5-0) Loss-Burns (4-4)
T-3:48 A-22,671
HR: AU - Julien.

Vanderbilt 6, Mississippi State 3		
June 19, 2018 at Omaha, Neb.		
Vanderbilt	010 050 000	- 6 9 1
Mississippi State	000 001 200	- 3 9 0

Pitchers: VU - Rocker, Raby, Brown; MSU - Plumlee, Barlow, Self, White, James, Cerantola.
Win-Rocker (11-5) Loss-Plumlee (7-5)
T-3:24 A-15,465
HR: VU - Scott (2); MSU - Gilbert.

Louisville 4, Mississippi State 3		
June 20, 2018 at Omaha, Neb.		
Mississippi State	000 200 100	- 3 8 1
Louisville	000 000 202	- 4 9 0

Pitchers: MSU - Ginn, Liebelt, Gordon; UL - Bennett, Hoeing, Schmeltz, Poland, Detmers.
Win-Detmers (13-4) Loss-Gordon (5-1)
T-3:31 A-24,201

2021	3-1
Mississippi State 2, Texas 1	
June 20, 2021 at Omaha, Neb.	
Mississippi State	000 200 000 - 2 5 1
Texas	000 000 001 - 1 4 1

Pitchers: MSU - Bednar, Sims; UT - Madden, Hansen.
Win-Bednar (8-1) Save-Sims (11) Loss-Madden (7-5)
T-2:45 A-23,885
HR: UT - Antico.

Mississippi State 6, Virginia 5		
June 22, 2021 at Omaha, Neb.		
Mississippi State	000 000 060	- 6 6 0
Virginia	130 000 010	- 5 12 0

Pitchers: MSU - MacLeod, Johnson, Patrick, Stinnett, Tullar, Smith, C., Simmons, Sims; UVA - McGarry, Messinger, Schoch, Savino, Whitten.
Win-C. Smith (3-0) Save-Sims (12) Loss-Schoch (4-2)
T-3:41 A-22,803
HR: MSU - Allen, Clark; UVA - Newell.

Texas 8, Mississippi State 5		
June 25, 2021 at Omaha, Neb.		
Texas	110 010 203	- 8 8 2
Mississippi State	200 000 030	- 5 6 0

Pitchers: UT - Madden, Witt, Nixon; MSU - Harding, Johnson, Tullar, Patrick, Smith B., Stinnett, Smith C.
Win-Nixon (4-3) Loss-Smith, B. (4-4)
T-4:04 A-24,003
HR: UT - Zubia, Melendez.

Mississippi State 4, Texas 3		
June 26, 2021 at Omaha, Neb.		
Texas	020 010 000	- 3 4 0
Mississippi State	001 011 001	- 4 11 0

Pitchers: UT - Stevens, Quintanilla; MSU - Bednar, Sims.
Win-Sims (5-0) Loss-Quintanilla (5-1)
T-2:44 A-21,883
HR: UT - Williams.



NCAA Tournament History

1949		1-2
District III Tournament	1-2	Charlotte, N.C.
vs. Richmond	W	2-0
vs. Wake Forest	L	3-4
vs. Kentucky	L	2-5
1953		1-2
District III Tournament	1-2	Durham, N.C.
at Duke	L	3-9
vs. Rollins	W	6-5
at Duke	L	4-5
1965		1-2
District III Tournament		Gastonia, N.C.
vs. Florida State	W	6-3
vs. Furman	L	2-5
vs. Florida State	L	2-6
1966		1-2
District III Tournament	1-2	Gastonia, N.C.
vs. Florida State	W	4-3
vs. North Carolina	L	4-5
vs. Florida State	L	0-7
1970		2-2
District III Tournament	2-2	Gastonia, N.C.
vs. Maryland	L	2-3
vs. East Carolina	W	12-6
vs. Maryland	W	8-4
vs. Florida State	L	4-5
1971		3-3
District III Tournament	3-1 (1st)	Gastonia, N.C.
vs. Maryland	W	2-1
vs. Miami (Fla.)	W	7-3
vs. Georgia Tech	L	8-20
vs. Georgia Tech	W	5-2
College World Series	0-2 (T7th)	Omaha, Neb.
vs. Tulsa	L	2-5
vs. BYU	L	1-3
1978		2-2
South Central Regional	2-2 (2nd)	Arlington, Texas
vs. Baylor	L	0-3
vs. Louisiana Tech	W	6-5
vs. Pan American	W	7-5
vs. Baylor	L	3-6
1979		5-3
South Regional	4-1 (1st)	Starkville, Miss.
NEW ORLEANS	L	11-13
TULANE	W	12-4
NEW ORLEANS	W	13-10
MURRAY STATE	W	8-6
MURRAY STATE	W	18-8
College World Series	1-2 (T5th)	Omaha, Neb.
vs. Cal State Fullerton	W	6-1
vs. Texas	L	2-8
vs. Pepperdine	L	4-5

1981		4-2
Atlantic Regional	3-0 (1st)	Clemson, S.C.
vs. East Tennessee State	W	7-6
vs. Wichita State	W	5-1
vs. East Tennessee State	W	6-5
College World Series	1-2 (T-5th)	Omaha, Neb.
vs. Michigan	W	4-0
vs. Arizona State	L	3-4
vs. South Carolina	L	5-6
1983		3-2
Central Regional	3-2 (2nd)	Austin, Texas
vs. Tulane	W	4-2
at Texas	W	6-2
vs. Pan American	W	7-5
at Texas	L	0-7
at Texas	L	3-12
1984		3-2
South II Regional	3-2 (2nd)	Starkville, Miss.
SOUTH CAROLINA	L	1-4
NEW ORLEANS	W	11-4
EASTERN KENTUCKY	W	13-8
SOUTH CAROLINA	W	18-9
NEW ORLEANS	L	3-6
1985		4-3
South I Regional	3-1 (1st)	Starkville, Miss.
WEST VIRGINIA	W	10-1
NEW ORLEANS	W	8-4
MICHIGAN	L	6-14
MICHIGAN	W	19-8
College World Series	2-2 (T-3rd)	Omaha, Neb.
vs. Oklahoma State	W	12-3
vs. Arkansas	W	5-4
vs. Texas	L	7-12
vs. Miami (Fla.)	L	5-6
1987		1-2
Midwest Regional	1-2 (4th)	Starkville, Miss.
NC STATE	W	10-6
TEXAS A&M	L	4-7
WESTERN CAROLINA	L	1-8
1988		2-2
South Regional	2-2 (2nd)	Starkville, Miss.
WESTERN CAROLINA	W	7-4
CAL STATE FULLERTON	L	1-5
MIDDLE TENNESSEE STATE	W	12-4
CAL STATE FULLERTON	L	3-5
1989		4-2
South Regional	4-2 (2nd)	Starkville, Miss.
WESTERN CAROLINA	W	8-0
NICHOLLS STATE	W	11-2
NORTH CAROLINA	L	1-2
INDIANA STATE	W	11-2
NORTH CAROLINA	W	6-0
NORTH CAROLINA	L	1-7

1990		5-3
South II Regional	4-1 (1st)	Starkville, Miss.
BYU	W	16-5
ILLINOIS	W	5-3
FLORIDA STATE	W	11-8
FLORIDA STATE	L	9-11
FLORIDA STATE	W	4-3
College World Series	1-2 (T-5th)	Omaha, Neb.
vs. Georgia	L	0-3
vs. Georgia Southern	W	15-1
vs. Stanford	L	1-6
1991		2-2
Northeast Regional	2-2 (3rd)	Orono, Maine
vs. Towson	W	10-4
at Maine	W	6-5
vs. Clemson	L	9-10
at Maine	L	5-8
1992		2-2
Midwest Regional	2-2 (3rd)	Starkville, Miss.
NICHOLLS STATE	W	1-0
OKLAHOMA	W	9-6
OKLAHOMA	L	6-10
UCLA	L	2-3
1993		0-2
East Regional	0-2 (T-5th)	Tallahassee, Fla.
vs. Notre Dame	L	1-15
vs. Long Beach State	L	1-2
1996		1-2
West Regional	1-2 (4th)	Palo Alto, Calif.
vs. UC Santa Barbara	W	6-2
at Stanford	L	6-8
vs. Cal State Northridge	L	19-20
1997		6-3
Midwest Regional	5-1 (1st)	Starkville, Miss.
OHIO STATE	W	8-5
WASHINGTON	L	4-5
TENNESSEE TECH	W	25-5
GEORGIA TECH	W	10-2
WASHINGTON	W	7-5
WASHINGTON	W	4-3
College World Series	1-2 (T5th)	Omaha, Neb.
vs. Alabama	L	2-3
vs. UCLA	W	7-5
vs. Alabama	L	5-9
1998		5-3
Central Regional	4-1 (1st)	College Station, Texas
vs. Washington	W	7-6
at Texas A&M	L	3-4
vs. Rice	W	15-14
at Texas A&M	W	10-9
at Texas A&M	W	11-5
College World Series	1-2 (T5th)	Omaha, Neb.
vs. Florida	W	14-13
vs. LSU	L	8-10
vs. USC	L	1-7



1999		2-2
<i>Columbus Regional</i>	2-2 (2nd)	<i>Columbus, Ohio</i>
vs. Nebraska	W	18-14
at Ohio State	L	3-6
vs. Nebraska	W	13-7
at Ohio State	L	7-10
2000		3-3
<i>Starkville Regional</i>	3-1 (1st)	<i>Starkville, Miss.</i>
SOUTH ALABAMA	W	9-2
NOTRE DAME	W	9-1
NOTRE DAME	L	0-7
NOTRE DAME	W	10-9
<i>Clemson Super Regional</i>	0-2	<i>Clemson, S.C.</i>
at Clemson	L	4-11
at Clemson	L	4-9
2001		3-2
<i>Columbus Regional</i>	3-0 (1st)	<i>Columbus, Ohio</i>
vs. Kent State	W	9-8 (10)
vs. Delaware	W	4-3
vs. Kent State	W	14-4
<i>Fullerton Super Regional</i>	0-2	<i>Fullerton, Calif.</i>
at Cal State Fullerton	L	2-13
at Cal State Fullerton	L	3-9
2003		2-2
<i>Starkville Regional</i>	2-2 (2nd)	<i>Starkville, Miss.</i>
MIDDLE TENNESSEE STATE	W	10-4
NORTH CAROLINA	L	5-10
MISSOURI	W	10-5
NORTH CAROLINA	L	6-8 (11)
2004		1-2
<i>Atlanta Regional</i>	1-2 (3rd)	<i>Atlanta, Ga.</i>
vs. Texas Tech	L	6-10
vs. Jacksonville State	W	7-6
vs. Texas Tech	L	7-17
2005		2-2
<i>Coral Gables Regional</i>	2-2 (2nd)	<i>Coral Gables, Fla.</i>
vs. FAU	W	13-2
at Miami (Fla.)	L	1-4
vs. FAU	W	8-4
at Miami (Fla.)	L	4-10
2006		2-2
<i>Clemson Regional</i>	2-2 (2nd)	<i>Clemson, S.C.</i>
vs. Elon	L	4-5
vs. UNC Asheville	W	5-4
vs. Elon	W	12-3
at Clemson	L	6-8
2007		5-2
<i>Tallahassee Regional</i>	3-0 (1st)	<i>Tallahassee, Fla.</i>
vs. Stetson	W	6-3
at Florida State	W	3-0
at Florida State	W	9-4
<i>Starkville Super Regional</i>	2-0	<i>Starkville, Miss.</i>
CLEMSON	W	8-6
CLEMSON	W	8-5
<i>College World Series</i>	0-2 (T7th)	<i>Omaha, Neb.</i>
vs. North Carolina	L	5-8
vs. Louisville	L	4-12

2011		4-2
<i>Atlanta Regional</i>	3-0 (1st)	<i>Atlanta, Ga.</i>
vs. Southern Miss	W	3-0
vs. Austin Peay	W	8-3
at Georgia Tech	W	7-3
<i>Gainesville Super Regional</i>	1-2	<i>Gainesville, Fla.</i>
at Florida	L	1-11
at Florida	W	4-3
at Florida	L	6-8
2012		1-2
<i>Tallahassee Regional</i>	1-2 (3rd)	<i>Tallahassee, Fla.</i>
vs. Samford	L	0-5
vs. UAB	W	8-1
vs. Samford	L	2-3
2013		8-3
<i>Starkville Regional</i>	3-1 (1st)	<i>Starkville, Miss.</i>
CENTRAL ARKANSAS	W	5-3
SOUTH ALABAMA	W	6-2
CENTRAL ARKANSAS	L	2-5
CENTRAL ARKANSAS	W	6-1
<i>Charlottesville Super Regional</i>	2-0	<i>Charlottesville, Va.</i>
at Virginia	W	11-6
at Virginia	W	6-5
<i>College World Series</i>	3-2 (2nd)	<i>Omaha, Neb.</i>
vs. Oregon State	W	5-4
vs. Indiana	W	5-4
vs. Oregon State	W	4-1
vs. UCLA (CWS Finals)	L	1-3
vs. UCLA (CWS Finals)	L	0-8
2014		2-2
<i>Lafayette Regional</i>	2-2 (2nd)	<i>Lafayette, La.</i>
vs. San Diego State	W	5-2
vs. Jackson State	W	3-1
at Louisiana-Lafayette	L	8-14
at Louisiana-Lafayette	L	3-5
2016		3-2
<i>Starkville Regional</i>	3-0 (1st)	<i>Starkville, Miss.</i>
SOUTHEAST MISSOURI	W	9-5
CAL STATE FULLERTON	W	4-1
LOUISIANA TECH	W	4-0
<i>Starkville Super Regional</i>	0-2	<i>Starkville, Miss.</i>
ARIZONA	L	0-1
ARIZONA	L	5-6
2017		4-3
<i>Hattiesburg Regional</i>	4-1 (1st)	<i>Hattiesburg, Miss.</i>
vs. South Alabama	L	3-6
vs. UIC	W	5-4
vs. South Alabama	W	7-3
at Southern Miss	W	8-1
at Southern Miss	W	8-6
<i>Baton Rouge Super Regional</i>	0-2	<i>Baton Rouge, La.</i>
at LSU	L	3-4
at LSU	L	4-14

2018		8-4
<i>Tallahassee Regional</i>	4-1 (1st)	<i>Tallahassee, Fla.</i>
vs. Oklahoma	L	10-20
at Florida State	W	3-2
vs. Samford	W	9-8
vs. Oklahoma	W	13-5
vs. Oklahoma	W	8-1
<i>Nashville Super Regional</i>	2-1	<i>Nashville, Tenn.</i>
at Vanderbilt	W	10-8
at Vanderbilt	L	3-4
at Vanderbilt	W	10-6
<i>College World Series</i>	2-2 (T-3rd)	<i>Omaha, Neb.</i>
vs. Washington	W	1-0
vs. North Carolina	W	12-2
vs. Oregon State	L	2-12
vs. Oregon State	L	2-5
2019		6-2
<i>Starkville Regional</i>	3-0 (1st)	<i>Starkville, Miss.</i>
SOUTHERN	W	11-6
CENTRAL MICHIGAN	W	7-2
MIAMI (Fla.)	W	5-2
<i>Starkville Super Regional</i>	2-0	<i>Starkville, Miss.</i>
STANFORD	W	6-2
STANFORD	W	8-1
<i>College World Series</i>	1-2 (T-5th)	<i>Omaha, Neb.</i>
vs. Auburn	W	5-4
vs. Vanderbilt	L	3-6
vs. Louisville	L	3-4
2021		8-2
<i>Starkville Regional</i>	3-0 (1st)	<i>Starkville, Miss.</i>
SAMFORD	W	8-4
VCU	W	16-4
CAMPBELL	W	6-5
<i>Starkville Super Regional</i>	2-1	<i>Starkville, Miss.</i>
NOTRE DAME	W	9-8
NOTRE DAME	L	1-9
NOTRE DAME	W	11-7
<i>College World Series</i>	3-1	<i>Omaha, Neb.</i>
vs. Texas	W	2-1
vs. Virginia	W	6-5
vs. Texas	L	5-8
vs. Texas	W	4-3



2021 Roster

Numerical

#	Name	Pos.	B/T	Ht.	Wt.	Cl./Exp.	Hometown/High School (Previous School)
2	KC Hunt	RHP	L/R	6-3	200	So./Fr.	Wycoff, N.J./Ramapo
3	Scotty Dubrule	IF	L/R	5-10	175	Gr./Sr.	Venice, Fla./Venice (Jacksonville)
4	Rowdey Jordan	OF	S/R	5-10	190	Sr./Jr.	Auburn, Ala./Auburn
5	Tanner Allen	OF	L/R	5-11	190	Sr./Jr.	Theodore, Ala./UMS- Wright Prep
6	Kamren James	IF	R/R	6-2	205	So./Fr.	Southaven, Miss./DeSoto Central
7	Brandon Smith	RHP	R/R	6-3	220	Jr./So.	Richland, Miss./Richland
8	Drew McGowan	OF	L/R	6-1	180	So./Fr.	Hopkinsville, Ky./University Heights Academy
10	Josh Hatcher	IF/OF	L/L	6-2	200	Sr./Jr.	Albany, Ga./Lee County
11	Kellum Clark	IF	L/R	6-4	205	Fr./Fr.	Brandon, Miss./Brandon
12	Davis Meche	IF	L/R	5-10	165	Fr./Fr.	Lake Charles, La./Barbe
13	Davis Rokose	LHP	L/L	6-0	205	So./Fr.	Johns Creek, Ga./Chattahoochee
14	Riley Self	RHP	R/R	6-4	230	Gr./Sr.	Coldwater, Miss./Magnolia Heights School
15	Cade Smith	RHP	L/R	6-1	190	Fr./Fr.	Southaven, Miss./DeSoto Central
17	Stone Simmons	RHP	R/R	6-4	235	So./Fr.	Houston, Texas/ The Kinkaid School (Furman)
18	Chase Patrick	RHP	R/R	5-9	170	So./Fr.	Ellaville, Ga./Schley County (Chattahoochee C.C.)
19	Logan Tanner	C	R/R	6-0	230	So./Fr.	Lucedale, Miss./George County
20	Luke Hancock	C	L/R	5-11	195	Jr./So.	Houston, Miss./Houston
23	Landon Sims	RHP	R/R	6-2	235	So./Fr.	Cumming, Ga./South Forsythe
24	Will Bednar	RHP	R/R	6-2	235	So./Fr.	Valencia, Pa./Mars Area
25	Kyte McDonald	OF	R/R	5-10	180	So./Fr.	San Antonio, Texas/ Antonian
26	Xavier Lovett	RHP	R/R	5-11	185	So./Fr.	Houston, Texas/ Westfield
27	Jackson Fristoe	RHP	R/R	6-4	210	Fr./Fr.	Paducah, Ky./Paducah Tilghman
28	Christian MacLeod	LHP	L/L	6-4	220	Jr./Fr.	Huntsville, Ala./Huntsville
29	Carlisle Koestler	RHP	R/R	5-11	190	Gr./Sr.	Vicksburg, Miss./Warren Central (Southeastern Louisiana)
31	Tanner Leggett	IF	R/R	5-10	155	Sr./Jr.	Raymond, Miss./Central Hinds Academy (Northwest Mississippi C.C.)
32	Parker Stinnett	RHP	R/R	6-1	190	Jr./So.	Oxford, Miss./Oxford (Northwest Mississippi C.C.)
33	Brad Cumbest	OF	R/R	6-5	250	Jr./So.	Hurley, Miss./East Central
35	Preston Johnson	RHP	R/R	6-4	250	Jr./So.	Crystal Springs, Miss./Copiah Academy (Hinds C.C.)
36	Brayland Skinner	OF	L/L	5-10	175	Sr./So.	Lake Cormorant, Miss./Lake Cormorant (Northwest Mississippi C.C.)
37	Eric Cerantola	RHP	R/R	6-5	225	Jr./So.	Oakville, Ontario/Ecole Secondaire Catholique Sainte-Trinite
39	Mikey Tepper	RHP	L/R	6-0	210	Fr./Fr.	Fort Mill, S.C./Fort Mill
43	Lane Forsythe	IF	R/R	5-10	170	Fr./Fr.	Humboldt, Tenn./Trinity Christian Academy
44	Kace Garner	C	R/R	6-1	195	Jr./So.	Brandon, Miss./ Northwest Rankin (Meridian C.C.)
45	Cam Tullar	LHP	R/L	6-1	215	Jr./So.	Brighton, Mich./Brighton (Wabash Valley (Ill.) College)
47	Drew Talley	RHP	R/R	6-3	220	Sr./Jr.	Huntsville, Ala./Huntsville (Wallace State C.C.-Hanceville)
48	Houston Harding	LHP	L/L	6-1	230	Sr./Jr.	Walls, Miss./Evangelical Christian School (Itawamba C.C.)
50	Brandon Pimentel	IF/OF	L/L	6-3	220	Jr./So.	El Paso, Texas/Socorro (Howard C.C.)
51	Dylan Carmouche	LHP	S/L	6-5	225	Fr./Fr.	Denham Springs, La./LSU Laboratory

22 Chris Lemonis - Head Coach (Third Season at Mississippi State, Sixth Overall; The Citadel, 1992)
21 Jake Gautreau - Assistant Coach (Fourth Season; Tulane, 2011)
42 Scott Foxhall - Assistant Coach (Third Season; College of Charleston, 2004)
0 Kyle Cheesebrough - Volunteer Assistant Coach (Third Season; Louisville, 2010)

Alphabetical

#	Name	Pos.	B/T	Ht.	Wt.	Cl./Exp.
5	Allen, Tanner	OF	L/R	5-11	190	Sr./Jr.
24	Bednar, Will	RHP	R/R	6-2	235	So./Fr.
51	Carmouche, Dylan	LHP	S/L	6-5	225	Fr./Fr.
37	Cerantola, Eric	RHP	R/R	6-5	225	Jr./So.
0	Cheesebrough, Kyle	Assistant Coach				
11	Clark, Kellum	IF	L/R	6-4	205	Fr./Fr.
33	Cumbest, Brad	OF	R/R	6-5	250	Jr./So.
3	Dubrule, Scotty	IF	L/R	5-10	175	Gr./Sr.
43	Forsythe, Lane	IF	R/R	5-10	170	Fr./Fr.
42	Foxhall, Scott	Assistant Coach				
27	Fristoe, Jackson	RHP	R/R	6-4	210	Fr./Fr.
44	Garner, Kace	C	R/R	6-1	195	Jr./So.
21	Gautreau, Jake	Assistant Coach				
20	Hancock, Luke	C	L/R	5-11	195	Jr./So.
48	Harding, Houston	LHP	L/L	6-1	230	Sr./Jr.
10	Hatcher, Josh	IF/OF	L/L	6-2	200	Sr./Jr.
2	Hunt, KC	RHP	L/R	6-3	200	So./Fr.
6	James, Kamren	IF	R/R	6-2	205	So./Fr.
35	Johnson, Preston	RHP	R/R	6-4	250	Jr./So.
4	Jordan, Rowdey	OF	S/R	5-10	190	Sr./Jr.
29	Koestler, Carlisle	RHP	R/R	5-11	190	Gr./Sr.
31	Leggett, Tanner	IF	R/R	5-10	155	Sr./Jr.
22	Lemonis, Chris	Head Coach				
26	Lovett, Xavier	RHP	R/R	5-11	185	So./Fr.
28	MacLeod, Christian	LHP	L/L	6-4	220	Jr./Fr.
25	McDonald, Kyte	OF	R/R	5-10	180	So./Fr.
8	McGowan, Drew	OF	L/R	6-1	180	So./Fr.
12	Meche, Davis	IF	L/R	5-10	165	Fr./Fr.
18	Patrick, Chase	RHP	R/R	5-9	170	Sr./Jr.
50	Pimentel, Brandon	IF/OF	L/L	6-3	220	Jr./So.
13	Rokose, Davis	LHP	L/L	6-0	205	So./Fr.
14	Self, Riley	RHP	R/R	6-4	230	Gr./Sr.
17	Simmons, Stone	RHP	R/R	6-4	235	So./Fr.
23	Sims, Landon	RHP	R/R	6-2	235	So./Fr.
36	Skinner, Brayland	OF	L/L	5-10	175	Sr./So.
7	Smith, Brandon	RHP	R/R	6-3	220	Jr./So.
15	Smith, Cade	RHP	L/R	6-1	190	Fr./Fr.
32	Stinnett, Parker	RHP	R/R	6-1	190	Jr./So.
47	Talley, Drew	RHP	R/R	6-3	220	Sr./Jr.
19	Tanner, Logan	C	R/R	6-0	230	So./Fr.
39	Tepper, Mikey	RHP	L/R	6-0	210	Fr./Fr.
45	Tullar, Cam	LHP	R/L	6-1	215	Jr./So.

Program Quick Facts

School Information	
Location	Starkville, Mississippi
Founded	1878
Enrollment	22,226
President	Dr. Mark E. Keenum
Faculty Representative	Dr. Steven Turner
Director of Athletics	John Cohen
Twitter	@JohnCohenAD
Affiliation	NCAA Division I
Conference	Southeastern - Western Division
Nickname	Bulldogs
Colors	Maroon and White

Stadium	
Name	Dudy Noble Field, Polk-DeMent Stadium
Capacity	15,000+
Field Dimensions	Left-330, Left Center-385, Center-400, Right Center-380, Right-305

2020 Team Information	
Overall Record (SEC; Finish)	12-4 (--)
Home/Away/Neutral	10-2/1-2/2-0
Postseason	--
Lettermen Returning/Lost	24/7
Position Starters Returning/Lost	8/2
Pitchers Returning/Lost	12/2
Newcomers	19 (10 Freshmen, 9 Transfers)

Program Information	
First Year of Baseball	1885 (131st season)
First Year in SEC	1933 (Charter Member)
All-Time Record (Win %)	2,752-1,597-29 (.631)
All-Time SEC Record (Win %)	979-832-3 (.540)
SEC Championships (Last)	11 (2016)
SEC Tournament Championships (Last)	7 (2012)
NCAA Tournaments (Last)	39 (2021)
NCAA Super Regionals (Last)	10 (2021)
College World Series (Last)	12 (2021)

Pronunciation Guide

Dylan Carmouche	car-MOO-sh
Eric Cerantola	Sare-an-TOE-la
Scotty Dubrule	Duh-bruul
Jaxen Forrester	Jackson Forest-er
Jake Gautreau	Go-TRO (long o)
Rowdey Jordan	Rouw-D
Carlisle Koestler	Car-lie-ul Kess-lur
Chris Lemonis	Luh-MOE-niss
Xavier Lovett	Pronounce the X
Christian MacLeod	Mc-CLOUD
Davis Meche	Mesh
Brandon Pimentel	Pim-in-tell
Davis Rokose	Row-cohs
Mikey Tepper	Mike-EE
Cam Tullar	TUH-lur



CHRIS LEMONIS

22 HEAD COACH (THIRD SEASON)

MYRTLE BEACH, S.C.

ALMA MATER: THE CITADEL, 1992



After arguably the most successful first year by a Southeastern Conference head baseball coach in conference history, Chris Lemonis begins his third season as the leader of the Mississippi State baseball program.

The 18th head coach in the storied history of the program, a journey of nearly 40 years came full circle when he was introduced on June 25, 2018 on Adkerson Plaza inside Dudy Noble Field. The son of a 1973 State graduate, Lemonis resided in Starkville as a child and now leads one of the perennial powerhouses in college baseball.

In his first season at the helm of the Diamond Dawgs, Lemonis became the winningest first-year head coach in SEC history and in the process led the 2019 edition to the second-most victories in program history at 52 (54; 1989). The 40 victories over MSU's first 50 games marked the third-most in the first 50 games of a season in program history and set the tone for State's second straight trip to the College World Series.

Lemonis became one of just three SEC head coaches to advance to the College World Series in their inaugural season in the conference, joining Jake Gibbs (Ole Miss, 1972) and fellow Diamond Dawg skipper Pat McMahon (Mississippi State, 1998).

Over his first two seasons, five Diamond Dawgs earned All-America honors and a trio of pitchers have garnered national specialty awards. Left-handed pitcher Ethan Small was tabbed the 2019 National Pitcher of the Year (College Baseball Foundation; American Baseball Coaches Association), while right-handed pitcher JT Ginn (2019) and left-handed pitcher Christian MacLeod (2020) earned back-to-back National Freshman of the Year honors. Ginn and Small each earned specialty awards from the SEC, as well, grabbing the conference's Freshman and Pitcher of the Year, respectively, in 2019.

After a school-record-tying 11 Diamond Dawgs heard their names called in the 2019 Major League Baseball First Year Player Draft, State tied for the most players drafted in the first two rounds of the 2020 MLB event. Small became the 15th Diamond Dawg taken in the first round of the MLB Draft in 2019, while Justin Foscue and Jordan Westburg each went in the first round of the 2020 event.

Owning a head coaching record of 205-110-2, Lemonis was also a part of nearly 800 wins as an assistant coach and three trips to the College World Series. During his time at Indiana, Lemonis' teams averaged 35.3 wins per season, including a 40-win campaign during his final season in Bloomington. He averaged 39.2 victories per year during his career in an assistant role (784 wins), bolstered by a 44.9 wins-per-season average at Louisville. The Cardinals were college baseball's winningest program during that eight-year span and made the program's first three trips to Omaha.

Lemonis not only understands what it takes to get to Omaha as a coach but also as a student-athlete. A 1992 graduate of The Citadel, Lemonis added a 1990 appearance in the College World Series as a student-athlete. The appearance makes The Citadel one of just three schools in Southern Conference history (Duke, Wake Forest) and only current member of the conference to advance to Omaha.

One of the top recruiters and player development coaches in the country, Lemonis has seen success at every coaching stop. After helping his alma mater, The Citadel, to five NCAA Regional appearances in 12 seasons as an assistant coach, Lemonis joined college teammate Dan McDonald's staff at Louisville and quickly turned the Cardinals into a consistent Omaha contender.

After helping Louisville to seven postseason berths in eight years, the 2013 American Baseball Coaches Association/Baseball America Assistant Coach of the Year headed to Indiana to take his first head coaching job with the Hoosier program in 2015.

In each of his head coaching stops, Lemonis has led his team to the NCAA postseason in his first season at the helm. He helped the Hoosiers into the NCAA Tournament field during his initial season in Bloomington, before he guided Mississippi State to the College World Series in 2019 — his first season in Starkville.

Overall, Lemonis enters his 27th season as a collegiate coach in 2021, making one College World Series appearance as a head coach, taking three trips to Omaha as an assistant, earning 16 NCAA tournament berths and aiding in four 50-win seasons. His pupils have earned 30 All-America honors, 15 Freshman All-America laurels and 82 have signed professional baseball contracts, with 17 getting the call up to Major League Baseball.

RECRUITING AND DEVELOPMENT

Widely regarded as one of the elite recruiters and developers of talent in all of college baseball, a total of 95 student-athletes have been selected in the Major League Baseball Draft under Lemonis' watch, with 17 of those reaching the highest level of professional baseball.

Since arriving at Louisville for the 2006-07 academic year, Lemonis has been a part of 13 nationally-ranked recruiting classes, including his first three classes at MSU. His initial Bulldog recruiting class was tabbed as the No. 12 class nationally by Baseball America and Perfect Game, while it earned the No. 9 ranking from Collegiate Baseball Newspaper. In 2019, he and his staff brought in another top-10 ranked class, finishing as high as No. 6 by Baseball America.

Over his first two seasons in Starkville, Lemonis has tutored 14 picks in the MLB First Year Player Draft, including three first rounders and one second rounder. Sixteen of Lemonis' Indiana players were taken in the MLB Draft in his final four years in Bloomington and 14 signed professional contracts. He also recruited and coached nine of the Hoosier's school-record 10 MLB Draft choices in 2019.

From 2007-14, Lemonis saw seven-straight classes ranked among the top-30 nationally, including the No. 12 national class for the 2011 recruiting cycle. In 2017, Baseball America revisited the Cardinals' 2013 class, re-ranking it No. 2 in the nation after the on-field success under Lemonis' watch. In 2018, the publication tabbed an un-ranked 2014 recruiting class — which included 2015 National Freshman of the Year and 2017 Golden Spikes Award winner Brendan McKay — as the No. 1 class in the publication's re-rankings.

Lemonis mentored and or recruited 47 student-athletes that signed professional contracts after being selected in the MLB Draft during his eight years as the top assistant and recruiting coordinator at Louisville, including a school-record 10 selections in the 2010 MLB Draft. He helped produce 10 first or second round draft choices over a seven-year span.

To date, 15 Cardinals who were recruited by and played for Lemonis have gone on to reach the big leagues. Those players include Nick Burdi, Adam Duvall, Chris Dominguez, Cody Ege, Adam Engel, Chad Green, Dean Kiekhefer, Matt Koch, Trystan Magnuson, Justin Marks, Kyle McGrath, Brendan McKay, B.J. Rosenberg, Nick Solak and Tony Zych. Over \$28 million in signing bonuses were accrued by Lemonis' Louisville draftees.

MISSISSIPPI STATE

Inheriting a team that is coming off of a trip to the College World Series doesn't always translate into immediate success, but Lemonis was able to build off that momentum as he began writing his chapter in Mississippi State history.

The 2020 squad was off to a 12-4 start with two wins each over Oregon State and No. 2 Texas Tech, before the season was shut down due to the COVID-19 pandemic. Though many publications didn't hand out postseason honors, Collegiate Baseball Newspaper tabbed left-handed pitcher Christian MacLeod the Co-National Freshman of the Year.

Along with the second-most single-season victories (52) during the 2019 season, his team also posted the second-best 20-, 30- and 40-game starts (18-2, 25-5, 32-8) in program history. He joined Pat McMahon as the only two Diamond Dawg dugout bosses to lead the program to the College World Series in their initial campaign and his 52 wins were the most by a first-year SEC head coach in the conference's history.

State saw four student-athletes earn first-team All-SEC, tying for the fourth-most selections in a single season in program history behind the five selections in 1949, 1971 and 1977. Ethan Small posted one of the most dominant seasons on the mound in program history, leading the nation in strikeouts and earning National and Southeastern Conference Pitcher of the Year honors. Right-handed pitcher JT Ginn was tabbed National Freshman of the Year and Southeastern Conference Freshman of the Year.

Along with Small, Tanner Allen, Justin Foscue and Jake Mangum each earned top honors from the SEC, and Foscue, Mangum and Small each grabbed at least one first-team All-America honor. Small became Mississippi State's seventh unanimous first-team All-American, joining Jeff Brantley (1985) and Chris Stratton (2012) as the only pitchers to accomplish the feat.

On the team side of things, State's offense led the nation in doubles to mark the first time in program history the Diamond Dawgs led the NCAA in an offensive or pitching category. The 166 doubles set a school record and rank No. 4 all-time in SEC history.

Personal

Hometown: Myrtle Beach, S.C.
Wife: Jill
Children: Marissa & Mackenzie
College: The Citadel, 1992

Coaching Career

2019- Mississippi State Head Coach
 2015-18 Indiana Head Coach
 2007-14 Louisville Assistant Coach
 2003-06 The Citadel Associate Head Coach
 1995-2002 The Citadel Assistant Coach

Lemonis Year-by-Year

As a Head Coach		* - NCAA postseason canceled	
	School	Record	Postseason
2021	Mississippi State	48-17	College World Series
2020 *	Mississippi State	12-4	***
2019	Mississippi State	52-15	College World Series
2018	Indiana	40-19	NCAA Regional
2017	Indiana	34-24-2	NCAA Regional
2016	Indiana	32-24	--
2015	Indiana	35-24	NCAA Regional
at MSU	3rd Season	112-36	2 College World Series
Career	7th Season	253-127-2	5 NCAA Regionals
			2 Super Regional, 2 College World Series

As an Assistant Coach

	School	Record	Postseason
2014	Louisville	50-17	College World Series
2013	Louisville	51-14	College World Series
2012	Louisville	41-22	NCAA Regional
2011	Louisville	32-29	
2010	Louisville	50-14	NCAA Regional
2009	Louisville	47-18	NCAA Super Regional
2008	Louisville	41-21	NCAA Regional
2007	Louisville	47-24	College World Series
2006	The Citadel	34-27	
2005	The Citadel	25-34	
2004	The Citadel	39-28	NCAA Regional
2003	The Citadel	32-25	
2002	The Citadel	31-26	
2001	The Citadel	38-24	NCAA Regional
2000	The Citadel	39-20	
1999	The Citadel	41-20	NCAA Regional
1998	The Citadel	37-24	NCAA Regional
1997	The Citadel	37-21	
1996	The Citadel	33-26	
1995	The Citadel	39-21	NCAA Regional
Totals	20 Seasons	784-455	15 NCAA Regionals
			Four NCAA Super Regionals, Three College World Series



Mississippi State When...

	2019	2020	2021
Overall	52-15	12-4	48-17
vs. Top-5 Teams	7-4	2-0	6-8
vs. Top-10 Teams	5-6	2-0	12-11
vs. Top-25 Teams	16-13	2-0	18-13
Non-Conference	32-5	12-4	28-7
SEC	20-10	--	20-10
SEC East	9-3	--	7-5
SEC West	11-7	--	13-5
At Home	37-5	9-2	30-9
On the Road	10-6	1-2	12-4
At Neutral Sites	5-4	2-0	6-4
In Day Games	25-7	10-3	18-12
In Night Games	27-8	2-1	30-5
vs. Teams .500 Or Better	37-13	3-2	34-14
vs. Teams Worse Than .500	15-0	9-2	14-3
vs. Left-Handed Starter	17-3	5-1	12-8
vs. Right-Handed Starter	35-12	7-3	36-9
When Starter Receives Decision	30-11	6-3	25-11
When Reliever Receives Decision	22-4	6-1	23-6
When Starter Goes 5+ Innings	31-10	7-3	23-4
When Starter Goes <5 Innings	21-5	5-1	25-13
When Scoring First	30-5	10-2	35-6
When Opponent Scores First	22-10	2-2	13-11
When Leading After 6 Innings	41-2	9-0	38-1
When Trailing After 6 Innings	5-12	2-3	6-15
When Tied After 6 Innings	6-1	1-1	3-1
When Leading After 8 Innings	47-1	11-0	43-1
When Trailing After 8 Innings	1-11	1-4	3-13
When Tied After 8 Innings	3-1	--	1-2
In One-Run Games	11-6	2-0	12-3
In Two-Run Games	5-3	--	2-1
In 5+ Run Games	27-5	1-1	21-8
Weekend Series W-L-T	11-2-0	3-1-0	10-3-0
Series Sweeps/Times Swept	5/1	2/0	5/1
When Scoring 0-2 Runs	1-8	0-3	1-7
When Scoring 3-5 Runs	11-6	4-1	13-8
When Scoring 6-9 Runs	21-1	8-0	20-1
When Scoring 10+ Runs	19-0	--	14-1
Shutouts/Times Shut Out	5/3	1/1	7/1
In Extra Innings	2-1	--	1-1
When Opponent Scores 4 Runs Or Less	36-6	11-0	34-2
When Opponent Scores 5 Runs Or More	16-9	1-4	14-15
When Out-Hitting Opponent	45-4	11-1	40-3
When Out-Hit by Opponent	4-8	1-3	7-12
When Hits Are Equal	3-3	--	1-2
When Hitting A Home Run	34-5	8-1	33-7
When Opponent Hits A Home Run	22-9	3-1	23-14
When Errorless	20-6	6-0	23-5
When Committing One Error	15-5	3-1	15-5
When Committing 2+ Errors	17-4	3-3	10-7
When Opponent is Errorless	12-9	3-3	11-6
When Opponent Commits One Error	13-5	5-1	20-6
When Opponent Commits 2+ Errors	27-1	4-0	17-5
Game 1 of Weekend	11-3	3-1	11-3
Game 2 of Weekend	10-4	4-0	9-5
Game 3 of Weekend	9-4	2-2	9-5
Monday	--	--	3-0
Tuesday	7-0	1-1	7-0
Wednesday	9-1	2-0	5-1
Thursday	2-3	--	2-2
Friday	12-5	3-1	10-5
Saturday	12-6	4-0	14-4
Sunday	10-0	2-2	6-6

Uniform breakdown on page 9

How It Was Won

(* - Walk-off hit)

Below is a chart representing how the eventual game-winning run was recorded for Mississippi State in 2021.

Gm	Opponent	Final	Player	Inn.	Outs	Play	Score at Time
1.	vs. No. 9 Texas	8-3	Rowdey Jordan	4	2	Reached on an error	3-0
2.	vs. No. 10 TCU	2-3	--	--	--	--	--
3.	vs. No. 3 Texas Tech	11-5	Scotty Dubrule	8	2	RBI infield single	5-5
4.	JACKSON STATE	7-3	Landon Jordan	5	2	RBI single	3-0
5.	TULANE	3-7	--	--	--	--	--
6.	TULANE	9-5	Luke Hancock *	9	--	Grand slam	5-5
7.	TULANE	5-4	Tanner Allen *	9	2	2RBI single	3-4
8.	vs. Southern Miss	4-1	Rowdey Jordan	3	--	Sacrifice fly	1-1
9.	KENT STATE	8-3	Luke Hancock	5	--	2RBI single	3-3
10.	KENT STATE	5-9	--	--	--	--	--
11.	KENT STATE	13-0	Kamren James	1	1	RBI single	0-0
12.	GRAMBLING	10-0	Rowdey Jordan	3	1	Sacrifice fly	0-0
13.	LOUISIANA-LAFAYETTE	4-0	Scotty Dubrule	1	1	Scored on a wild pitch	0-0
14.	EASTERN MICHIGAN	14-0	Logan Tanner	2	1	RBI single	0-0
15.	EASTERN MICHIGAN	4-1	Logan Tanner *	9	--	3-run home run	1-1
16.	EASTERN MICHIGAN	4-1	Scotty Dubrule	2	1	3RBI double	0-0
17.	SAMFORD	10-2	Luke Hancock	4	--	2-run home run	1-0
18.	at No. 10 LSU	6-1	Brayland Skinner	5	--	2-run home run	0-0
19.	at No. 10 LSU	3-0	Lane Forsythe	5	1	Sacrifice fly	0-0
20.	at No. 10 LSU	3-8	--	--	--	--	--
21.	NORTH ALABAMA	18-1	Kamren James	1	1	2RBI single	0-0
22.	ARKANSAS	2-8	--	--	--	--	--
23.	ARKANSAS	5-11	--	--	--	--	--
24.	ARKANSAS	4-6	--	--	--	--	--
25.	KENTUCKY	8-1	Luke Hancock	3	1	Sacrifice fly	1-0
26.	KENTUCKY	3-2	Luke Hancock	8	1	Sacrifice fly	2-2
27.	KENTUCKY	4-3	Logan Tanner	4	--	Solo home run	3-1
28.	SOUTHERN	1-0	Tanner Leggett	2	1	Scored on passed ball	1-0
29.	at Auburn	6-5	Tanner Leggett	8	2	Scored on a wild pitch	5-5
30.	at Auburn	7-2	Kamren James	3	--	2-run home run	1-1
31.	at Auburn	19-10	Luke Hancock	1	2	2RBI single	8-0
32.	Arkansas State	18-10	Luke Hancock	8	--	RBI ground out	10-3
33.	No. 6 Ole Miss	5-2	Kamren James	6	1	Sacrifice fly	2-2
34.	No. 6 Ole Miss	0-9	--	--	--	--	--
35.	No. 6 Ole Miss	7-5	Tanner Allen	6	2	3RBI triple	4-4
36.	UAB	19-7	Scotty Dubrule	3	1	RBI single	7-3
37.	at Vanderbilt	2-6	--	--	--	--	--
38.	at Vanderbilt	7-4	Logan Tanner	7	1	RBI double	4-1
39.	at Vanderbilt	4-7	--	--	--	--	--
40.	Texas A&M	8-7	Tanner Allen *	12	--	Solo home run	7-7
41.	Texas A&M-1	3-2	Brad Cumbest	5	1	Sacrifice fly	2-0
42.	Texas A&M-2	10-5	Brad Cumbest	7	2	RBI single	5-3
43.	at The Citadel	10-2	Brad Cumbest	3	1	2RBI single	2-0
44.	at No. 12 South Carolina	9-0	Kamren James	1	--	RBI single	0-0
45.	at No. 12 South Carolina	9-6	Tanner Allen	5	1	RBI single	6-1
46.	at No. 12 South Carolina	3-4	--	--	--	--	--
47.	Missouri	5-4	Scotty Dubrule	7	2	2RBI single	3-4
48.	Missouri	6-7	--	--	--	--	--
49.	Missouri	8-16	--	--	--	--	--
50.	Jacksonville State	6-1	Luke Hancock	1	2	Two-run home run	0-0
51.	at Alabama	4-2	Tanner Allen	7	1	2RBI double	2-2
52.	at Alabama	7-0	Kamren James	2	1	Solo home run	0-0
53.	at Alabama	7-3	Rowdey Jordan	5	2	Scored on an error	3-3
54.	vs. Florida	1-13	--	--	--	--	--
55.	vs. Tennessee	2-12	--	--	--	--	--
56.	Samford	8-4	Tanner Allen	4	1	RBI groundout	4-1
57.	VCU	16-4	Kellum Clark	4	--	Solo home run	4-1
58.	Campbell	6-5	Logan Tanner	5	1	Solo home run	5-3
59.	Notre Dame	9-8	Logan Tanner	7	2	Solo home run	8-8
60.	Notre Dame	1-9	--	--	--	--	--
61.	Notre Dame	11-7	Tanner Allen	3	1	Solo home run	7-2
62.	vs. Texas	2-1	Brad Cumbest	4	2	RBI triple	1-0
63.	vs. Virginia	6-5	Scotty Dubrule	8	2	RBI single	5-4
64.	vs. Texas	5-8	--	--	--	--	--
65.	vs. Texas	4-3	Tanner Leggett *	9	1	RBI single	3-3

Career Game-Winning Plays

WO = Walk-off game-winning play

	'18	'19	'20	'21	WO	Total		'18	'19	'20	'21	WO	Total
Allen, Tanner	5	9	1	6	3	20	James, Kamren	--	--	1	6	--	7
Clark, Kellum	--	--	--	1	--	1	Jordan, Rowdey	1	5	--	4	--	10
Cumbest, Brad	--	1	--	4	--	5	Leggett, Tanner	--	--	--	4	1	4
Dubrule, Scotty	--	--	--	6	--	6	Pimentel, Brandon	--	--	2	--	--	2
Forsythe, Lane	--	--	--	1	--	1	Skinner, Brayland	--	--	--	1	--	1
Hancock, Luke	--	--	2	8	1	10	Tanner, Logan	--	--	--	6	1	6
Hatcher, Josh	1	3	3	--	1	7							



CHRISTIAN MacLEOD

28

LEFT-HANDED PITCHER

HUNTSVILLE, ALA. | HUNTSVILLE

MAJOR: FINANCE



2021 Biography

Career Notes & Records

Season: 2021: Is the 26th Diamond Dawg overall and fourth freshman to reach the century mark for strikeouts in a single season vs. VCU (6/5) in the second game of the NCAA Regional ... Joined **Eric DuBose** (109; 1995) and **JT Ginn** (105; 2019) and **Will Bednar** (128; 2021) on the list ... Teamed with **Bednar** to become the only freshman teammates to reach 100 strikeouts in the same season at Mississippi State in 2021.

Game: 2020: Struck out the most batters in a collegiate debut at Mississippi State with 11 versus Wright State (2/15) ... His 12 strikeouts versus Quinnipiac (3/6) rank tied for No. 4 on the freshman single season charts with **Nick Routt** (Auburn; 4/4/2009) and **Chris George** (Tennessee; 4/9/1989) ... His 11-strikeout effort versus Wright State (2/15) sits tied for No. 7 on the freshman single-season charts with **JT Ginn** (at Florida; 3/6/2019) and **Mark Freed** (UAB; 4/14/1998).

2021 Season

Season: Started 18 games on the mound ... Made the series opening start in all 14 regular season appearances ... Mississippi State has won 13 of his 18 starts ... Owns wins against Eastern Michigan (3/12), at LSU (3/19), Kentucky (4/1), at South Carolina (5/7), at Alabama (5/20) and VCU (6/5) ... Owns six starts with one-or-fewer walks ... Posted four double-digit strikeout games: Eastern Michigan (11), Kentucky (11), at Alabama (10) and VCU (12).

State Farm College Baseball Classic (2/20-22): Started the season opener. *vs. No. 9 Texas (2/20):* Threw into the fifth inning ... Allowed one run on six hits in four innings of work ... Fanned seven and didn't walk a batter. **Tulane (2/26-28):** Allowed three unearned runs in four innings of work ... Gave up three hits, walked two and struck out six in the loss. **Kent State (3/5-7):** Lasted just one and two-thirds innings in the no decision ... Allowed three runs - two earned - on four hits ... Walked three and struck out four. **Eastern Michigan (3/12-14):** Allowed one hit over five shutout innings ... Struck out 11 and walked one. **at LSU (3/19-21):** Went six innings and allowed one run on three hits to earn the win ... Walked two and struck out eight in his first career SEC start ... Retired 13 straight batters between the third and sixth innings. **Arkansas (3/26-28):** Allowed five runs on six hits in three and two-thirds innings ... Walked two and struck out four. **Kentucky (4/1-3):** Tossed six shutout innings ... Allowed two hits and didn't allow a base runner to reach third base ... Didn't walk a batter and fanned 11 to collect the win ... Retired 12 straight batters - eight via strikeout - between the second and sixth innings. **at Auburn (4/9-11):** Threw a career-high 102 pitches over six innings of work ... Allowed two runs on five hits ... Struck out six and walked two in a no decision. **Ole Miss (4/16-18):** Retired the first seven batters he faced ... Tossed five innings and allowed two runs on four hits ... Walked two and punched out five. **at Vanderbilt (4/23-25):** Struck out seven through the first three innings ... Tossed three and two-thirds innings and allowed four runs on four hits ... Walked four and struck out seven in the loss. **Texas A&M (4/20-5/2):** Allowed three runs - two earned - on seven hits in four innings of work ... Didn't walk a batter and fanned three. **at South Carolina (5/7-9):** Allowed just three base runners over seven shutout innings of work ... Scattered one hit and two walks ... Struck out six batters ... Retired the first seven batters he faced and the final 11 batters of the game. **Missouri (5/13-15):** Allowed three runs - two earned - on six hits over three innings of work ... Walked two and struck out one. **at Alabama (5/20-22):** Retired the first seven batters he faced, with five of his 10 punchouts over that span ... Allowed five hits and two runs in throwing 96 pitches ... Struck out 10 and walked just one in the outing. **SEC Tournament (5/26-27):** *vs. Tennessee (5/27):* Made the start and threw four innings ... Allowed five runs on five hits ... Walked one and struck out four in the loss. **NCAA Starkville Regional (6/4-7):** *VCU(6/5):* Picked up the win with five and two-thirds innings of work ... Allowed four runs on five hits ... Walked three and struck out 12 batters for his fourth double-digit strikeout game of the season ... Struck out multiple batters in four innings, including all three outs in the first and third innings. **NCAA Starkville Regional (6/4-7):** *Notre Dame (6/13):* Allowed seven runs - six earned - on five hits in five innings of work in a loss ... Struck out seven and walked just two ... Hit one batter. **College World Series:** *vs. Virginia (6/22):* Surrendered four runs on five hits over one and one-thirds innings ... Walked two ... Didn't strikeout a batter in the no decision.

MacLeod's Single-Game Bests

Innings Pitched	7.0	at Alabama, 5/20/21	Wild Pitches	2	Twice; Last VCU, 6/5/21
Fewest Hits	1	Four Times; Last at South Carolina, 5/7/21	Hit-by-Pitch	1	Four Times; Last Notre Dame, 6/13/21
Fewest Runs	0	Six Times; Last at South Carolina, 5/7/20	Total Pitches	123	VCU, 6/5/21
Fewest Earned Runs	0	Seven Times; Last at South Carolina, 5/7/20			
Walks	4	at Vanderbilt, 4/23/21			
Strikeouts	12	Two Times; Last: VCU, 6/5/21			

MacLeod's Career Statistics

	ERA	W-L	App	GS	CG	SHO/CBO	SV	IP	H	R	ER	BB	SO	2B	3B	HR	BF	BAA	WP	HBP	BK	SFA	SHA
2020	0.86	4-0	4	4	0	0/0	0	21.0	9	2	2	6	35	2	0	0	78	.127	3	0	0	1	0
2021	4.61	6-5	18	18	0	0/2	0	82.0	77	49	42	31	113	8	0	16	356	.244	8	4	0	1	5
CAREER	3.84	10-5	22	22	0	0/2	0	103	86	51	44	37	148	10	0	16	434	.223	11	4	0	2	5

2021 Game-by-Game

Opponent (Date)	Dec.	IP	H	R (ER)	BB	K
vs. Texas (F20)	ND	4.0	6	1 (1)	--	7
vs. TCU (F21)	--DNP--					
vs. Texas Tech (F22)	--DNP--					
Jackson State (F24)	--DNP--					
Tulane (F26)	L	4.0	3	3 (-)	2	6
Tulane (F27)	--DNP--					
Tulane (F28)	--DNP--					
vs. Southern Miss (Mr2)	--DNP--					
Kent State(Mr5)	ND	1.2	4	3 (2)	3	4
Kent State (Mr6)	--DNP--					
Kent State (Mr7)	--DNP--					
Grambling (Mr9)	--DNP--					
Louisiana-Lafayette (Mr10)	--DNP--					
Eastern Michigan (Mr12)	W	5.0	1	--	1	11
Eastern Michigan (Mr13)	--DNP--					
Eastern Michigan (Mr14)	--DNP--					
Samford (Mr16)	--DNP--					
at LSU (Mr19)	W	6.0	3	1 (1)	2	9
at LSU (Mr20)	--DNP--					
at LSU (Mr21)	--DNP--					
North Alabama (Mr23)	--DNP--					
Arkansas (Mr26)	L	3.2	6	5 (5)	2	4
Arkansas (Mr27)	--DNP--					
Arkansas (Mr28)	--DNP--					
Kentucky (A1)	W	6.0	2	--	--	11
Kentucky (A2)	--DNP--					
Kentucky (A3)	--DNP--					
Southern (A6)	--DNP--					
at Auburn (A9)	ND	6.0	5	2 (2)	2	6
at Auburn (A10)	--DNP--					
at Auburn (A11)	--DNP--					
Arkansas State (A13)	--DNP--					
Ole Miss (A16)	ND	5.0	4	2 (2)	2	5
Ole Miss (A17)	--DNP--					
Ole Miss (A18)	--DNP--					
UAB (A20)	--DNP--					
at Vanderbilt (A23)	L	3.2	4	4 (4)	4	7
at Vanderbilt (A24)	--DNP--					
at Vanderbilt (A25)	--DNP--					
Texas A&M (A30)	ND	4.0	7	3 (2)	--	3
Texas A&M (My1)	--DNP--					
Texas A&M (My2)	--DNP--					
at The Citadel (My5)	--DNP--					
at South Carolina (My7)	W	7.0	1	--	2	6
at South Carolina (My8)	--DNP--					
at South Carolina (My9)	--DNP--					
Missouri (My13)	ND	3.0	6	3 (2)	2	1
Missouri (My14)	--DNP--					
Missouri (My15)	--DNP--					
Jacksonville State (My18)	--DNP--					
at Alabama (My20)	W	7.0	5	2 (2)	1	10
at Alabama (My21)	--DNP--					
at Alabama (My22)	--DNP--					
vs. Florida (My26)	--DNP--					
vs. Tennessee (My27)	L	4.0	5	5 (5)	1	4
Samford (Jn4)	--DNP--					
VCU (Jn5)	W	5.2	5	4 (4)	3	12
Campbell (Jn7)	--DNP--					
Notre Dame (Jn2)	--DNP--					
Notre Dame (Jn13)	L	5.0	5	7 (6)	2	7
Notre Dame (Jn14)	--DNP--					
vs. Texas (Jn20)	--DNP--					
vs. Virginia (Jn22)	ND	1.1	5	4 (4)	2	--
vs. Texas (Jn25)	--DNP--					
vs. Texas (Jn26)	--DNP--					

* - Denotes Game Started | (W)in, (L)oss, (H)old, (S)ave, (B)lowdown Save



Inside The Series

Scouting The Opponent

- Vanderbilt enters with a 48-16 record and finished No. 4 overall in the SEC at 19-10. On the year, the Commodores are 6-3 at a neutral site, including a 3-1 mark at the 2021 College World Series.
- As a team, Vanderbilt leads the SEC with a .292 batting average with 10.0 hits per game and 6.9 runs per contest.
- The pitching staff is limiting opponents to a .187 batting average and are allowing just 3.7 runs per game. They rank No. 3 nationally with 758 strikeouts to just 230 walks in 572 innings pitched.
- Dominic Keegan (.359) and Enrique Bradfield Jr. (.346) pace the team in average, with each collecting 80-plus hits on the season. They are also the top two run scorers on the team in 2021.
- Bradfield has stolen a nation's best 46 bases on 52 attempts and has 44 walks to just 39 strikeouts as a freshman.
- Carter Young leads the team with 16 home runs, while Keegan has 15 long balls and a team-best 57 RBIs.
- The back end of the VU bullpen includes a pair of right-handed pitchers that have closed games this season. Nick Maldonado has eight saves and a 2.45 ERA, while Like Murphy owns nine saves and a 2.50 ERA.

Series Notes

- Mississippi State and Vanderbilt will meet for the 125th time to open its series on Friday at Hawkins Field, with MSU owning a 71-51-2 advantage all-time.

Overall	Mississippi State leads 72-53-2
SEC Tournament:	Mississippi State leads 6-3
NCAA Tournament:	Tied 2-2
In Starkville	Mississippi State leads 37-23-1
In Nashville	Mississippi State leads 31-26
Neutral Site	Tied 4-4-1
- Prior to the 2021 regular season series, the previous five meetings came in the postseason, including four in the NCAA Tournament.
- While MSU holds the overall lead in the series, Vanderbilt holds the edge in the recent meetings with a 15-10 edge in over the last 25 meetings.
- State and Vanderbilt will meet at the College World Series for the second straight full season, as the Commodores took a 6-3 win in the winner's bracket (1-0 game) at the 2019 event.

Series History

Date	Location	Rankings		Result
		MSU	VU	
4/6/2012	Starkville	--	--	MSU, 7-4
4/7/2012	Starkville	--	--	VU, 3-4 (12)
4/8/2012	Starkville	--	--	MSU, 8-7
5/27/2012	Hoover, Ala.	--	--	MSU, 3-0
4/26/2013	Nashville, Tenn.	16	3	VU, 1-3
4/27/2013	Nashville, Tenn.	16	3	VU, 2-5
4/28/2013	Nashville, Tenn.	16	3	VU, 3-8
5/25/2013	Hoover, Ala.	16	1	VU, 8-16
3/21/2014	Starkville	21	6	MSU, 17-2
3/22/2014	Starkville	21	6	MSU, 6-3
3/23/2014	Starkville	21	6	VU, 1-5
3/18/2016	Nashville, Tenn.	15	5	MSU, 2-1 (13)
3/19/2016	Nashville, Tenn.	15	5	MSU, 5-4
3/20/2016	Nashville, Tenn.	15	5	VU, 6-12
3/16/2018	Starkville	--	14	VU, 0-5
3/17/2018	Starkville	--	14	VU, 1-10
3/18/2018	Starkville	--	14	VU, 3-4
6/8/2018!	Nashville, Tenn.	--	--	MSU, 10-8
6/9/2018!	Nashville, Tenn.	--	--	VU, 3-4
6/10/2018!	Nashville, Tenn.	--	--	MSU, 10-6 (11)
5/23/2019 #	Hoover, Ala.	5	2	VU, 0-1
6/19/2019!	Omaha, Neb.	5	2	VU, 3-6
4/23/2021	Nashville, Tenn.	2	3	VU, 2-6
4/24/2021	Nashville, Tenn.	2	3	MSU, 7-4
4/25/2021	Nashville, Tenn.	2	3	VU, 4-7

Rankings from Baseball America | # - SEC Tournament | ! - NCAA Tournament

Into the CWS Record Books

- On Sunday, June 20 on college baseball's biggest stage, **Will Bednar** and **Landon Sims** made their first career appearances at the College World Series and promptly broke a College World Series record.
- The pair combined for 21 strikeouts to break the record for most strikeouts by a team in a CWS game. The previous mark was 20 by Ohio State in 1965 during a 15-inning game.
- The maroon and white clad duo needed just nine innings as 21 of the 27 outs came via punchout. Bednar racked up 15 strikeouts in six innings, while Sims fanned six in his three innings.
- Bednar's 15 punchouts set an MSU record for a single CWS game and with seven more in his second start set the Mississippi State CWS career record for punchouts at the event with 22.
- Against Virginia, Mississippi State tied the record for most pitchers used in a single game with eight, which has now happened nine times.

20K Club

- With a College World Series record 21 strikeouts against Texas on June 20 at TD Ameritrade Park, Mississippi State's pitching staff fanned 20-plus batters for the second time in 2021. **MORE IN NOTE ABOVE**
- It is the fourth 20-plus strikeout game in the programs modern history and ranks No. 2 all-time at Mississippi State. The only game better came in 1909 at LSU, when **Willie Mitchell** fanned 26 of 27 Tiger batters.
- The five 20-plus strikeout games at MSU include:

Ks	Date	Opponent
26	1909	at LSU
21	6/20/2021	vs. Texas
20	3/3/2021	vs. Southern Miss
20	3/3/2002	Jacksonville State
20	4/17/1997	Mississippi Valley State
- The accomplishment hadn't happened in 19 years before the Bulldog pitching staff fanned 20 Southern Miss hitters on March 3 in a neutral site game at Trustmark Park in Pearl, Mississippi.
- That night, **Houston Harding** (9), **Preston Johnson** (6), **Cam Tullar** (2) and **Stone Simmons** (5) combined to reach the mark.
- Prior to that, State last racked up 20 strikeouts exactly 19 years prior on March 3, 2002 against Jacksonville State. That day, **Joey Collums** (15) and **Jonathan Papelbon** (5) helped MSU reach the 20 K mark.

Bednar's Best

- Will Bednar** was at his best in the biggest moment to this point of his career in the College World Series opener against Texas.
- The right-hander threw 108 pitches, 65 for strikes and 15 that ended an at-bat with a strikeout. He didn't allow a run over six innings and walked just one.
- His 15 strikeouts are the most by a Bulldog at the event and tied for No. 6 on the all-time NCAA CWS list for a nine-inning game.
- In holding the Longhorns scoreless, Bednar joined **Don Mundie** in 1981 (9.0 IP; Michigan) and **JT Ginn** in 2019 (6.0; Louisville) as the only MSU pitchers to throw six or more scoreless innings in a College World Series game.

400-RBI Club

- While pitching has been a storyline this season for Mississippi State, the offense has been just as good for the Maroon and White in 2021.
- With two RBIs against Texas, the Diamond Dawgs moved past the 400-RBI mark for the 16th time in program history. It is also the second straight season with 400-plus RBIs.
- The Diamond Dawgs are closing in on the No. 12 spot after a three-RBI night against Texas in the CWS bracket final and have some work to do to catch the 1979 squad's 426 RBIs at No. 12.

Year	RBI
1. 1997	575
2. 1989	549
3. 1999	541

12. 1979	426
13. 2021	415
14. 2002	411
15. 1996	402

Career Situational Statistics

Runners On Base (H-AB)

Name	'18	'19	'20	'21	Total	Avg.
Allen, Tanner	48-143	55-152	5-16	48-134	156-445	.351
Clark, Kellum	--	--	--	11-44	11-44	.250
Cumbest, Brad	--	11-28	1-8	13-60	25-96	.260
Dubrule, Scotty	--	--	--	34-95	34-95	.358
Forsythe, Lane	--	--	--	22-79	22-79	.278
Garner, Kace	--	--	--	2-9	2-9	.222
Hancock, Luke	--	8-18	3-11	36-116	47-145	.324
Hatcher, Josh	19-92	20-56	6-28	15-65	60-241	.249
James, Kamren	--	--	10-29	39-136	49-165	.297
Jordan, Rowdey	34-102	44-142	7-21	31-97	116-362	.320
Leggett, Tanner	--	--	1-7	10-45	11-52	.212
McDonald, Kyte	--	--	--	4-10	4-10	.400
McGowan, Drew	--	--	0-4	4-21	4-25	.160
Meche, Davis	--	--	--	2-8	2-8	.250
Pimentel, Brandon	--	--	8-30	11-38	19-68	.289
Skinner, Brayland	--	--	--	10-37	10-37	.270
Tanner, Logan	--	--	5-23	31-110	36-133	.271
TOTAL					600-1,984	.302

Runners in Scoring Position (H-AB)

Name	2018	2019	2020	2021	Total	Avg.
Allen, Tanner	26-92	36-101	3-9	31-75	96-277	.347
Clark, Kellum	--	--	--	5-26	5-26	.192
Cumbest, Brad	--	6-17	0-4	9-39	15-60	.250
Dubrule, Scotty	--	--	--	21-54	21-54	.389
Forsythe, Lane	--	--	--	15-56	15-56	.268
Garner, Kace	--	--	--	2-6	2-6	.333
Hancock, Luke	--	9-25	2-6	26-83	37-114	.325
Hatcher, Josh	9-52	15-34	3-17	4-32	31-135	.230
James, Kamren	--	--	7-16	23-76	30-92	.326
Jordan, Rowdey	17-57	28-82	5-13	20-64	70-216	.324
Leggett, Tanner	--	--	0-3	4-27	4-30	.133
McDonald, Kyte	--	--	--	2-7	2-7	.286
McGowan, Drew	--	--	0-1	3-10	3-11	.273
Meche, Davis	--	--	--	1-5	1-5	.200
Pimentel, Brandon	--	--	5-16	3-4	8-20	.400
Skinner, Brayland	--	--	--	9-25	9-25	.360
Tanner, Logan	--	--	3-15	22-70	25-85	.294
TOTAL					374-1,219	.307

DuBrule Leads NCAA Active Leaders

- Graduate student **Scotty DuBrule** sits among active Division I student-athletes in seven offensive categories.

Games Played	1st	259
Hits	1st	307
At-Bats	3rd	976
Runs Scored	9th	176
Walks	18th	128
Total Bases	31st	357
RBI's	47th	141

- Junior **Tanner Allen** sits among the top active NCAA student-athletes in a host of categories, as well.

Triples	8th	12
Total Bases	8th	429
RBI's	8th	182
Doubles	8th	60
Hits	10th	276
Runs Scored	27th	170
At-Bats	37th	824

- Junior **Rowdey Jordan** is also among the top hitters on the NCAA active leader charts.

Runs	16th	183
Sacrifice Flies	27th	13
Doubles	31st	53
Total Bases	37th	371
Hits	56th	239

Launching Long Balls

- With **Rowdey Jordan** and **Tanner Allen** reaching double-digits in the home run column during the Super Regional, MSU has five hitters with double-digit home runs in 2021.
- The last time Mississippi State had five student-athletes with 10-plus home runs came during the 1998 season: **Richard Lee** (19), **Brian Wieese** (14), **Jon Knott** (13), **Brad Freeman** (11) and **Travis Chapman** (10).
- This season, **Logan Tanner** (14), **Kamren James** (11) and **Luke Hancock** (10) are joined by Allen (11) and Jordan (10) in the double-digit home run club.
- State has clubbed 72 home runs in 2021 to mark the first 70-home run season since 1999. The total ranks tied for No. 9 on the all-time list at MSU.

Year	HR
1. 1989	96
2. 1984	83
1997	83
4. 1999	82
5. 1998	78
6. 1981	77
7. 1985	74
8. 1988	73
9. 2021	72
1983	72

Regional Run Scorers

- Mississippi State scored 16 runs in its NCAA Regional semifinal against VCU to mark the 10th time in program history it scored 15-or-more runs in a postseason game.

Runs	Year	W/L	Opponent
25	1997	R	Tennessee Tech
19	1996	R	Cal State Northridge
19	1985	R	Michigan
18	1999	R	Nebraska
18	1984	R	South Carolina
18	1979	R	Murray State
16	2021	R	VCU
16	1990	R	BYU
15	1990	CWS	Georgia Southern
15	1997	R	Rice

- Nine of the 10 games have come in NCAA Regional play, with a 15-1 win over Georgia Southern coming at the 1990 College World Series.

In the Last 10 Games...

- State owns a 8-2 mark over its last 10 games, which is exclusive to the NCAA postseason
- Offensively, State is averaging 6.8 hits per game and 4.3 walks per game for a .358 on-base percentage. The Dawgs have averaged 6.8 runs per game over that span.
- Rowdey Jordan** paces the offense with a team-best .391 average over the last 10 games. **Tanner Allen** (.368) and **Kamren James** (.308) are also hitting .300 or better during that span.
- Allen and James pace the club in RBI's with 12 and 11, respectively, while **Logan Tanner** has added nine RBI's.
- State has fanned 118 batters to 39 walks over the last 10 games, while limiting the opposition to a .242 batting average.
- On the flip side of MSU's pitching staff strikeout numbers, the State offense has struck out just 68 times to 43 walks.
- The quartet of **Will Bednar**, **Houston Harding**, **Christian MacLeod** and **Landon Sims** have combined for 93 of MSU 118 strikeouts in 64 of 89 of MSU's innings pitched.

SEC Streaking

- Earlier in 2021, the Mississippi State baseball program rattled off seven straight SEC wins thanks to series sweeps against Kentucky and at Auburn and a series-opening win over Ole Miss.
- Overall, the seven game streak is the longest by an SEC program in conference play this season.
- State then won five straight conference games between a sweep of Texas A&M and two victories over South Carolina to start the series in Columbia.
- It is the first time since 2000 and the seventh time in program history that MSU has two five-game conference winning streaks in the same season.

Filling the New Dude

- Mississippi State opened the new Dudy Noble Field in styling, averaging a school-record 8,899 fans over 41 home dates in 2019.
- With attendance restrictions early in the season, the Diamond Dawgs continue to sit among the national leaders in attendance, even topping the 10,000 mark on seven occasions.
- The three 10,000-plus crowd against Ole Miss in April and 10,011 fans against VCU in the NCAA Starkville Regional pushed the program's total to 65 all-time at Dudy Noble Field.
- The 13,338 fans that entered the gate for the Saturday, April 17th contest versus Ole Miss ranks No. 11 in program history and give MSU 16 of the top 17 on-campus crowds in NCAA history.
- Super Regional weekend versus Notre Dame helped break the NCAA three-game series record and mark the first time in an on-campus venue that a program topped 40,000 fans for a three-game series.
- The 14,385 fans for the Super Regional opener marked the fifth largest crowd in school history and the biggest to witness an NCAA postseason event on campus. That was followed by 13,971 (No. 7 all-time in MSU and NCAA history) on Sunday and 11,784 on Monday to push the series total to 40,140.

Uni Watch

- The old adage states, "look good, feel good." And, when you feel good you usually preform well. Below is a list of how MSU fared in each of its uniforms over the past three seasons;

Uniform	2019	2020	2021
Black '85s	10-0	2-1	4-3
Maroon '85s	14-5	3-2	13-5
White '85s	9-3	1-1	10-2
Cream Script State	--	--	6-3
White Pinstripes	4-1	2-0	5-1
Grey Script State	--	1-0	7-1
Grey Pinstripes	4-4	--	3-2

Free Shirts!

- In a normal year, the fans at Dudy Noble Field enjoy the t-shirt toss in the third inning, but the Mississippi State baseball student-athletes are more focused on the t-shirt toss at the end of the game.
- Since his arrival at MSU, head coach Chris Lemonis has handed out a shirt to signify the top performance of each victory. Each shirt is numbered by victory and here is who they've went to

Game	Student-Athlete, Position (# in 2021)
1 vs. Texas	Landon Sims, RHP (1)
2 vs. Texas Tech	Jackson Fristoe, RHP (1)
3 Jackson State	Kamren James, IF (1)
4 Tulane	Luke Hancock, C (1)
5 Tulane	Tanner Allen, OF (1)
6 vs. Southern Miss	Houston Harding, LHP (1)
7 Kent State	Brandon Smith, RHP (1)
8 Kent State	Jackson Fristoe, RHP (2)
9 Grambling	Brad Cumbest, OF (1)
10 Louisiana-Lafayette	Houston Harding, LHP (2)
11 Eastern Michigan	Christian MacLeod, LHP (1)
12 Eastern Michigan	Logan Tanner, C (1)
13 Eastern Michigan	Scotty DuBrule, IF (1)
14 Samford	Luke Hancock, C (2)
15 at LSU	Brayland Skinner, OF (1)
16 at LSU	Will Bednar, RHP (1)
17 North Alabama	Mikey Tepper, RHP (1)
18 Kentucky	Christian MacLeod, LHP (2)
19 Kentucky	Landon Sims, RHP (2)
20 Kentucky	Jackson Fristoe, RHP (3)
21 Southern	Rowdey Jordan, OF (1)
22 at Auburn	Tanner Allen, OF (1)
23 at Auburn	Will Bednar, RHP (2)
24 at Auburn	Logan Tanner, C (2)
25 Arkansas State	Lane Forsythe, IF (1)
26 Ole Miss	Tanner Allen, OF (2)
27 Ole Miss	Tanner Allen, OF (3)
28 UAB	Logan Tanner, C (3)
29 at Vanderbilt	Logan Tanner, C (4)
30 Texas A&M	Tanner Allen, OF (4)
31 Texas A&M	Will Bednar, RHP (3)
32 Texas A&M	Houston Harding, LHP (3)
33 at The Citadel	Cade Smith, RHP (1)
34 at South Carolina	Christian MacLeod, LHP (3)
35 at South Carolina	Will Bednar, RHP (4)
36 Missouri	Landon Sims, RHP (3)
37 Jacksonville State	Logan Tanner, 1B (5)
38 at Alabama	Christian MacLeod, LHP (4)
39 at Alabama	Will Bednar, RHP (5)
40 at Alabama	Houston Harding, LHP (4)
41 Samford	Will Bednar, RHP (6)
42 VCU	Kamren James, IF (2)
43 Campbell	Houston Harding, LHP (5)
44 Notre Dame	Rowdey Jordan, OF (2)
45 Notre Dame	Landon Sims, RHP (4)
46 vs. Texas	Will Bednar, RHP (7)
47 vs. Virginia	Kellum Clark, DH (1)
48 vs. Texas	Tanner Leggett, SS (1)



Hitting Totals/Streaks

MULTI-HIT GAMES	2	3	4	5+	2021	Career
Allen, Tanner	21	7	2	--	30	82
Jordan, Rowdey	16	6	1	--	23	65
James, Kamren	12	5	1	--	18	22
Tanner, Logan	11	6	--	--	17	19
Dubrule, Scotty	15	2	--	--	17	17
Hancock, Luke	13	3	--	--	16	20
Cumbest, Brad	8	2	--	--	10	13
Forsythe, Lane	6	4	--	--	10	10
Hatcher, Josh	7	--	--	--	7	36
Clark, Kellum	4	1	--	--	5	5
Leggett, Tanner	3	--	--	--	3	3
McGowan, Drew	2	--	--	--	2	2
Pimentel, Brandon	1	--	--	--	1	1
McDonald, Kyte	1	--	--	--	1	1
Skinner, Brayland	--	1	--	--	1	1
TEAM	121	37	4	--	162	

MULTI-RBI GAMES	2	3	4	5+	2021	Career
Allen, Tanner	11	8	1	--	20	40
Hancock, Luke	9	6	1	--	16	20
James, Kamren	5	5	3	1	14	14
Tanner, Logan	6	4	--	2	12	12
Jordan, Rowdey	8	3	--	--	11	36
Dubrule, Scotty	4	1	--	--	5	5
Cumbest, Brad	2	1	1	--	4	6
Leggett, Tanner	2	1	--	--	3	3
Skinner, Brayland	2	1	--	--	3	3
Clark, Kellum	1	2	--	--	3	3
McDonald, Kyte	2	--	--	--	2	2
Pimentel, Brandon	1	--	--	--	1	3
Forsythe, Lane	--	1	--	--	1	1
Hatcher, Josh	--	--	--	--	--	14
TEAM	54	33	6	3	96	

HITTING STREAKS	Current	2021 Long	Career
Allen, Tanner	3	22	22
Jordan, Rowdey	4	12	12
Hancock, Luke	1	8	8
Cumbest, Brad	2	7	7
Tanner, Logan	2	6	6 (2x)
Leggett, Tanner	1	6	6
Dubrule, Scotty	--	6	--
James, Kamren	--	6 (2x)	7
Hatcher, Josh	--	4	10^
Forsythe, Lane	--	4	4
McGowan, Drew	--	3	3
McDonald, Kyte	--	3	3
Pimentel, Brandon	--	2	4
Meche, Davis	2	2 (2x)	2 (2x)
Clark, Kellum	1	2 (3x)	2 (3x)
Skinner, Brayland	--	2 (3x)	2 (3x)
Garner, Kace	--	1	1

REACHED BASED	CURRENT	2021	CAREER
Jordan, Rowdey	4	38	38
Allen, Tanner	3	27	26
Tanner, Logan	3	18	18
Hancock, Luke	5	14	14
Dubrule, Scotty	6	14	--
James, Kamren	11	11	11
Forsythe, Lane	--	10	10
Cumbest, Brad	2	9	9
Hatcher, Josh	--	8	14^
Clark, Kellum	1	6	6
Leggett, Tanner	2	6	6
McGowan, Drew	--	5	5
Skinner, Brayland	--	5	5
McDonald, Kyte	--	4	5
Pimentel, Brandon	--	4	6^
Meche, Davis	3	3	3
Garner, Kace	--	2	2

^ - Streak spans 2020 and 2021 seasons

A Dawg Among Dawgs: Tanner Allen

Allen Among Elite SEC Hitters

- **Tanner Allen** finished SEC play with a league-best .411 batting average in conference play and averaged nearly one run per game, 1.7 hits per game and 1.1 RBIs per game in 30 conference games.
- He also led the SEC in conference-only games in total bases (87), RBIs (34) and was the only SEC hitter with 50-plus hits (51). He was No. 2 in slugging percentage (.702) and No. 3 in slugging percentage (.472).
- In 10 SEC weekend series, Allen hit .300 or better against eight of the 10 opponents, including a .400 average on five SEC weekends. He hit .615 in three games at South Carolina.
- Allen is the only SEC hitter to rank among the top 10 in batting average, runs scored, hits and RBIs overall in 2021 and was one of two Power 5 hitters to finish the regular season with 70 hits, 50 runs scored and 50 RBIs (*Braden Boissiere, Arizona*).

Allen in Rare Air

- **Tanner Allen** has hit from the moment he showed up at Mississippi State and joined a couple of exclusive clubs in Diamond Dawg history.
- Along with ranking among the career leaders in doubles and triples, Allen became the second student-athlete in MSU history to produce 50 doubles, 20 home runs and 10 triples in a career.

Rex Buckner (1990-93): 52 2B, 26 HR, 10 3B

Tanner Allen (2018-pres.): 60 2B, 23 HR, 12 3B

- Along those same lines, Allen has eclipsed 250 hits, 150 runs scored and 150 RBIs for his career. He is just the ninth Diamond Dawg to reach all three marks in a career, joining:

Tanner Allen (2018-present): 276/170/182

Rex Buckner (1990-93): 260/169/172

Connor Powers (2007-10): 251/172/204

Travis Chapman (1997-2000): 327/221/202

Brad Freeman (1995-98): 265/192/158

Brad Hildreth (1986-89): 275/173/157

Richard Lee (1995-98): 328/219/265

Rafael Palmeiro (1983-85): 268/224/239

Tommy Raffo (1987-90): 278/186/207

Record Book Wrecker

- As the 2021 season nears postseason play, **Tanner Allen** continues to move up some of Mississippi State's career charts, with a chance to end his tenure in Starkville as one of the most complete hitters in program history.
- Allen currently ranks No. 4 on the career doubles list (59) and is tied for No. 3 on the career triples charts (12), while ranking among the top 50 in program history in 13 total offensive categories.

Player (Seasons) 2B

1.	Mangum, Jake (2016-19)	73
2.	Chapman, Travis (1997-2000)	71
3.	Lee, Richard (1995-98)	66
4.	Allen, Tanner (2018-present)	60
5.	Young, Pete (1987-89)	56
6.	Van Cleve, Dan (1981-85)	55

Player (Seasons) 3B

1.	Kelley, Mike (1976-79)	20
2.	Milton, Ted (1969-72)	14
3.	Allen, Tanner (2018-present)	12
	Winkler, Brad (1980-83)	12
5.	Maniscalco, Matthew (2000-03)	11

- The left-handed hitter has reached or is nearing the top-10 in career hits, RBIs and total bases sitting among the top 15 in each category.

Player (Seasons) Hits

7.	Maniscalco, Matthew (2000-03)	279
8.	Raffo, Tommy (1987-90)	278
9.	Allen, Tanner (2018-present)	276
10.	Hildreth, Brad (1986-89)	275
11.	Palmeiro, Rafael (1983-85)	268

Player (Seasons) RBIs

7.	Chapman, Travis (1997-2000)	202
8.	Clark, Will (1983-85)	199
9.	Allen, Tanner (2018-present)	182
	Echols, Tracy (1986-87, 89-90)	182
11.	Mitchell, John (1984-87)	179

Player (Seasons) Total Bases

7.	Knott, Jon (1998-2001)	460
8.	Clark, Will (1983-85)	433
9.	Allen, Tanner (2018-present)	429
10.	Echols, Tracy (1986-87, 89-90)	420
11.	Rea, Jeffery (2004-07)	416





Mr. Jordan Gets Rowdey

Auburn Made

- **Rowdey Jordan** grew up on The Plains, attended games at Plainsman Park and graduated from Auburn High School, so there is a level of comfort when he sees the blue and orange threads.
- Now at Mississippi State, Jordan has played some of his best baseball against his hometown team, with a career .351 batting average in nine games versus Auburn.
- In his first two seasons in Starkville, Jordan used the Auburn series as a springboard to Freshman All-America honors in 2018 and then a second trip to Omaha in 2019.
- In 2020, Jordan made his final trip to his hometown and guided MSU to a series sweep.
- Jordan's numbers against the Tigers are below:
2018: .375/.625/.375, 3-for-8, 1 R, 1 RBI, 2 2B
2019: .360/.529/.421, 6-for-17, 4 R, 6 RBIs, 3 2B
2021: .333/.500/.529, 4-for-12, 6 R, 1 RBI, 2 2B
- In 2018, Jordan hit .392 following the Auburn series and, in 2019, finished on a .345 clip after playing the Tigers.

Rowdey in the Record Books

- Junior **Rowdey Jordan** is quietly putting together one of the most noted careers in Mississippi State baseball history, as ranks among the top Diamond Dawgs in a bevy of career categories.
- Jordan sits tied for No. 9 in program history in doubles at 52 two-baggers and needs just one more to equal former Diamond Dawg outfielder and current MSU Director of Athletics John Cohen.

Player (Seasons)	2B
Maniscalco, Matthew (2000-03)	54
8. Jordan, Rowdey (2018-present)	53
Cohen, John (1988-90)	53
9. Four tied	52

- Jordan currently sits among the top 50 in MSU history in:

Doubles	53	T-8th
Sacrifice Flies	13	T-11th
Runs Scored	183	13th
Hits	239	22nd
Stolen Bases	25	T-25th
Total Bases	371	27th
Home Runs	23	T-27th
RBIs	135	33rd
Games Played	205	T-30th
Walks	90	41st

Streaking at the Plate

- Since 2002, there have been nine reached base streaks of 30 games or longer. That list includes **Rowdey Jordan's** streak of 38 games in 2021.
- The streak for Jordan began on March 14 against Eastern Michigan and ended against Florida at the SEC Tournament.
- It included 13 multi-hit games and 28 games in which he reached base at least twice. He scored a run in 25 games and owned an RBI in 20 of those contests.
- Of his 49 hits, 29 went for extra bases, and he was walked 22 times and hit-by-pitch 15 times.
- The list of 30-plus game single season streaks since 2002 are below:

Streak Name (Year)

43	Brett Pirtle (2013)
41	Jarrod Parks (2011)
39	Brett Pirtle (2014)
38	Rowdey Jordan (2021)
36	Thomas Berkery (2006)
32	Matthew Maniscalco (2003)
31	Elijah MacNamee (2018)
31	Matthew Brinson (2003)
30	Seth Heck (2014)

- In terms of streaks that spanned multiple seasons, below are notable streaks since 2002 of 25-or-more games.

Streak Name (Year)

40	Nick Vickerson (28, 2010; 12, 2011)
31	Jeffrey Rea (10, 2006; 21, 2007)
30	Jordan Westburg (20, 2019; 10, 2020)
30	Steve Gendron (7, 2002; 23, 2003)
27	Jake Mangum (13, 2016; 14, 2017)
26	Tanner Allen (21, 2019; 5, 2020)

Regional Rowdey

- Mississippi State has made five straight NCAA Super Regional appearances and a big part of the last three has been junior **Rowdey Jordan**.
- Jordan is just the fourth Diamond Dawg to ever earn three NCAA Regional All-Tournament honor in a career, joining **Burke Masters** (1987-89-90), **Travis Chapman** (1997-99-2000) and **Jake Mangum** (2016-17-18).
- In his career, Jordan is hitting .500 in regional play (25-for-50) with 16 runs scored, eight doubles, three home runs and 12 RBIs.
- Jordan was named the MVP of the 2019 NCAA Starkville Regional after leading the tournament in RBIs.

State to The Show

Diamond Dawgs in Major League Baseball (9)

Name (Yrs. at MSU)	Pos.	Organization
Adam Frazier (2011-13)	IF	Pittsburgh Pirates
Kendall Graveman (2010-13)	RHP	Seattle Mariners
Jonathan Holder (2010-13)	RHP	Chicago Cubs
Dakota Hudson (2014-16)	RHP	St. Louis Cardinals
Nathaniel Lowe (2016)	IF	Texas Rangers
Mitch Moreland (2005-07)	IF	Oakland Athletics
Hunter Renfroe (2011-13)	RF	Boston Red Sox
Chris Stratton (2010-12)	RHP	Pittsburgh Pirates
Brandon Woodruff (2012-14)	LHP	Milwaukee Brewers

Diamond Dawgs in Minor League Baseball (24)

Name (Yrs. at MSU)	Pos.	Organization (Level)
Trysten Barlow (2017-19)	LHP	Colorado Rockies (A+)
Ben Bracewell (2010-14)	RHP	Oakland Athletics (AAA)
Gavin Collins (2014-16)	C	Cleveland Indians (AAA)
Justin Foscoe (2018-20)	IF	Texas Rangers (A+)
J.P. France (2018)	RHP	Houston Astros (AA)
JT Ginn (2019-20)	RHP	New York Mets (R)
Cole Gordon (2016-19)	RHP	New York Mets (AA)
Zac Houston (2014-16)	RHP	Detroit Tigers (AA)
Reid Humphreys (2014-16)	RHP	Colorado Rockies (AA)
Keegan James (2016, 18-19)	RHP	Colorado Rockies (A-)
Jack Kruger (2016)	C	Texas Rangers (AAA)
Jared Liebelt (2018-19)	RHP	Arizona Diamondbacks (--)
Jacob Lindgren (2012-14)	LHP	Chicago White Sox (AAA)
Jake Mangum (2016-19)	OF	New York Mets (AA)
Zach Neff (2018)	LHP	Minnesota Twins (AA)
Konnor Pilkington (2016-18)	LHP	Chicago White Sox (AA)
Peyton Plumlee (2017, 19)	RHP	Houston Astros (A-)
Jacob Robson (2013-16)	OF	Detroit Tigers (AA)
Brent Rooker (2014-2017)	IF	Minnesota Twins (AAA)
Dustin Skelton (2017-19)	C	Miami Marlins (A+)
Ethan Small (2016, 18-19)	LHP	Milwaukee Brewers (AA)
Hunter Stovall (2016-18)	IF	Colorado Rockies (A+)
Jordan Westburg (2018-20)	IF	Baltimore Orioles (A-)
Colby White (2019)	RHP	Tampa Bay Rays (A-)

Diamond Dawgs Coaching in Professional Baseball

Name (Yrs. at MSU)	Organization	Team (Level)
Chris Young (2000-02)	Chicago Cubs	Chicago Cubs (MLB)

Diamond Dawgs Working in Professional Baseball

Name (Yrs. at MSU)	Organization	Role
Jeff Brantley (1982-85)	Cincinnati Reds	Broadcaster
Will Clark (1983-85)	San Francisco Giants	Special Assistant



Honors Tracker

Tanner Allen, OF

Golden Spikes Award finalist
Dick Howser Trophy finalist
Ferriss Trophy winner (*Mississippi's college player of the year*)
SEC Player of the Year
All-SEC (*first team*)
NCAA Starkville Regional All-Tournament Team
ABCA All-South Region (*first team*)
American Baseball Coaches Association All-America Team (*first team*)
Baseball America All-America Team (*first team*)
College Baseball Foundation All-America Team (*first-team*)
Collegiate Baseball All-America Team (*first team*)
NCBWA All-America Team (*first team*)

Will Bednar, RHP

Baseball America Breakout Candidate (*No. 13*)
Baseball America Top 100 MLB Draft Prospect (*No. 59*)
MLB Pipeline Top 100 MLB Draft Prospect (*No. 41*)
D1Baseball Top 100 Collegiate MLB Draft Prospects (*No. 20*)
SEC Newcomer of the Week (*May 24*)
Newcomer All-SEC
NCBWA All-America Team (*third team*)
NCAA Starkville Regional All-Tournament Team

Scotty Dubrule, IF

Baseball America Top 25 New Addition (*No. 23*)
Senior CLASS Award finalist

Jackson Fristoe, RHP

SEC Freshman of the Week (*March 8*)

Houston Harding, LHP

NCAA Starkville Regional All-Tournament Team

Kamren James, IF

SEC Newcomer of the Week (*April 12*)
NCAA Starkville Regional All-Tournament Team
NCAA Starkville Regional MVP

Rowdy Jordan, OF

Preseason All-SEC (*second team*)
All-SEC (*second team*)
NCAA Starkville Regional All-Tournament Team

Christian MacLeod, LHP

Golden Spikes Award Preseason Watch List
Baseball America Top 100 MLB Draft Prospect (*No. 23*)
MLB Pipeline Top 100 MLB Draft Prospect (*No. 40*)
D1Baseball Top 100 Collegiate MLB Draft Prospects (*No. 26*)
SEC Pitcher of the Week (*April 5*)
College Baseball Foundation Pitcher of the Week (*April 6*)
SEC Pitcher of the Week (*May 10*)

Landon Sims, RHP

SEC Co-Pitcher of the Week (*Feb. 23*)
USA Baseball Golden Spikes Performer of the Week (*Feb. 23*)
SEC Newcomer of the Week (*April 19*)
NCBWA Stopper of the Year finalist
Dick Howser Trophy finalist
All-SEC (*second team*)
Newcomer All-SEC
ABCA All-South Region (*first team*)
Ferriss Trophy finalist (*Mississippi's college player of the year*)
American Baseball Coaches Association All-America Team (*second team*)
Baseball America All-America Team (*first team*)
College Baseball Foundation All-America Team (*first-team*)
Collegiate Baseball All-America Team (*second team*)
NCBWA All-America Team (*first team*)

Logan Tanner, C

Buster Posey Award semifinalist
Newcomer All-SEC
ABCA All-South Region (*first team*)

Every Day is Bump Day

Sims Shutting 'Em Down

- Bases loaded, no outs is never an ideal situation for a reliever to enter the game, however that is the situation **Landon Sims** started his season with.
- The second-year freshman proceeded to strike out the side against No. 9 Texas and retired all 12 batters he faced in four perfect innings of work. Of his 12 outs, 10 were strikeouts, and he hasn't slowed that pace down since.
- Then, in a tie game versus Texas A&M in the series opener, Sims entered in the 10th and allowed just one base runner – a one-out walk in the 11th – and struck out seven of nine batters to earn the win.
- In 53 1/3 innings pitched, 96 of his 160 outs have come via strikeout (60%) and he has surrendered just nine runs on 28 hits. His strikeouts per nine innings sits at 16.2.
- He owns a 5-0 record with 12 saves and has been a part of three shutouts, including State's first no-hitter since 1999.
- His 12 saves rank tied for No. 5 in a single season at MSU with **Adam Larson** (2000) and **Caleb Reed** (2011).
- Opponents are hitting just .151 against the reliever.

Ks for Days

- The Mississippi State pitching staff struck out 43 batters in its second weekend series of 2021 against Tulane to mark the second time in as many weekends it reached the 40 K mark.
- The 43 strikeouts of Green Wave batters are tied for the most in a three-game series for MSU since at least 2005, which equaled the total against Youngstown State to open 2019.
- State then equaled that total against Arkansas during the opening weekend of SEC play. MSU fanned 13 in the series opener, 19 in the middle game and 13 in the finale.
- In all, MSU struck out 40-plus batters in three weekend series, while reaching the 30-strikeout mark in all 14 regular season weekends.

All-Regional Mound Men

- In 39 NCAA Regional appearances, Mississippi State has seen 22 pitchers earn NCAA Regional All-Tournament Team, including the pair of **Will Bednar** and **Houston Harding** during the 2021 NCAA Starkville Regional.
- Of those 22, Bednar and Harding became just the third set of pitchers to earn the honor at the same regional.
- They joined the 2011 duo of **Evan Mitchell** and **Nick Routt** and the 1985 pair of **Gene Morgan** and Regional MVP **Jeff Brantley**.
- Bednar punched out eight and walked one over seven innings of work to earn the win over Samford in the Regional opener.
- Harding came on in relief and fanned 10 batters in five innings of work to grab the victory in the Regional-clinching game against Campbell.

Scoreless Streaking

- On Saturday, March 12 the Mississippi State pitching staff closed out a 14-0 shutout of Eastern Michigan to mark its fourth straight shutout.
- State's four shutouts ran from March 7-12 and the overall scoreless innings streak spanned five games. It ultimately ended at 39 innings to set the school record for consecutive shutout innings.
- The streak included 65 strikeouts and just 21 base runners – only four of which reached third base.
- Only the 1909 team owned a longer streak, with five straight shutouts, and it is the 10th time in program history MSU put together three-or-more straight shutouts on the mound:

Year	# of Games	Other
2021	4	36 IP, 61 K, 12 H, 6 BB 39 straight innings overall (school record) Includes no-hitter vs. Kent State (3/7)
1976	3	21 IP, 14 K, 9 H, 3 BB 29 straight innings overall
1973	3	23 IP
1972	3	27 IP
1971	3	21 IP, 22 K, 7 H, 1 BB 30 straight innings overall Includes no-hitter vs. Illinois Wesleyan (3/26-2)
1970	3	21 IP
1933	3	--
1918	3	--
1909	5	--
1907	3	--

10 Ks in 21 Straight

- Mississippi State piled up double-digit strikeouts in program-record 21 straight games from March 24-May 1, including at least 12 strikeouts in 16 of those games.
- In all, State has punched out double-digit batters in 50 of 65 games on the season.
- The 21-game streak featured 190 innings pitched and just 170 hits allowed to go along with 272 strikeouts (12.8 sopg). State walked just 89 and owned a .234 batting average against.
- That streak is 11 more than the previous mark of 10, which occurred twice. Earlier in 2021, State fanned at least 10 batters in 10 straight from February 26 against Tulane to March 12 versus Eastern Michigan.
- During the 10-game streak in 2021, State tossed 90 innings over 10 straight games of 10-plus Ks. MSU recorded 56 percent of the outs via strikeout. Of the 270 total outs, 150 of those came via strikeout for 15.0 strikeouts per nine innings.
- The 10 straight games equaled a streak from the 2001 pitching staff from April 11-22. That staff struck out 119 batters in 92 innings of work, an 11.6 strikeout per nine innings ratio.





Rookies Rack Up Punchies

- In one of the most unique years in college athletics, pitchers **Will Bednar** and **Christian MacLeod** became the first set of freshmen teammates to reach the 100-strikeout mark in the same season.
- In Mississippi State history, only four freshman pitchers have reached the century mark in strikeouts, with three of them coming over the last two full seasons.
- MacLeod and Bednar hold the top two spots on the rookie strikeout charts, both passing **Eric DuBose** (109; 1995).

Player (Season)	SO
1. Bednar, Will (2021)	135
2. MacLeod, Christian (2021)	113
3. DuBose, Eric (1995)	109
4. Ginn, JT (2019)	105

- The pair also become the fifth pair of teammates in program history to strikeout 100 batters in the same season.

MORE IN 100K DUO NOTE

- MacLeod redshirted in 2019, then the pair each had the 2020 season cut short by the COVID-19 pandemic.

No-No Against the Flashes

- For the ninth time in program history, MSU spun a no-hitter on the mound, as the quartet of **Jackson Fristoe** (6 IP), **Landon Sims** (1 IP), **Mikey Tepper** (1 2/3 IP) and **Cam Tullar** (1/3 IP) combined for the first no-hitter at Mississippi State since 1999.
- A seventh inning error and walk, along with a ninth inning free pass were the only blemishes on the scorecard.
- The 1999 no-hitter came on March 16 against Alcorn State in a 21-1 victory, as **Scott Polk**, **Justin Estel** and **Brian Compton** combined on the feat.
- Against the Braves, Polk allowed an unearned run over six innings with two walks and nine strikeouts. Estel fired one inning and walked one, while Compton walked one and struck out three in two innings of work.

Pitching Potables

Record By Starter

Pitcher	Starts	Team Record
Bednar, Will	15	12-3
Cerantola, Eric	4	2-2
Fristoe, Jackson	13	10-3
Koestler, Carlisle	2	2-0
MacLeod, Christian	18	13-5
Harding, Houston	7	4-3
Smith, Brandon	1	1-0
Smith, Cade	1	1-0
Stinnett, Parker	1	1-0
Tepper, Mikey	2	2-0

100K Duo

- Only five times in program history has Mississippi State seen two pitchers reach 100 strikeouts in the same season, with three of those in the last three full seasons, including 2021.
- The 2021 edition of the Mississippi State pitching staff added to that history in the NCAA Starkville Regional, as **Will Bednar** and **Christian MacLeod** each reached the mark.
- Bednar and MacLeod are the first set of freshmen to each eclipse the 100-strikeout mark in the same season.
- The five duos include:

1992	BJ Wallace (145) & Jon Harden (108)
1999	Hank Thoms (121) & Matt Ginter (108)
2018	Ethan Small (122) & Konnor Pilkington (107)
2019	Ethan Small (168) & JT Ginn (103)
2021	Will Bednar (135) & Christian MacLeod (113)
- Landon Sims** is close to reaching the mark, as well, at 91 strikeouts on the year. No MSU team has ever had three student-athletes reach the 100 mark in the same season.

Strikeout Kings

- In **Scott Foxhall's** first season at Mississippi State, his pitching staff helped State to the second-most wins in a single season and punched out a then-school-record 718 batters in 67 games.
- That season was the first in Mississippi State history that a pitching staff eclipsed the 700-strikeout mark and bested the previous mark by 63 punchouts (655; 1997).
- In 2021, his pitching staff became the second staff to fan 700 batters, and in the Super Regional opener against Notre Dame established itself as the top strikeout staff in NCAA history.
- At the College World Series, MSU's arsenal of arms set the NCAA single-season mark for strikeouts with its 766th punchout of the season. That moved the past Ole Miss (765; 2021). Prior to 2021, the previous record was 732 by Arizona State in 1972 (70 games).
- Mississippi State also leads the nation with 12.3 strikeouts per nine innings, which would be the best mark in NCAA history by over 1.0 strikeouts per nine innings pitched.
- The 12.3 strikeouts per nine innings are on pace to become the most in a single season in NCAA history, besting the 11.1 K/9IP from Ball State in 2019.

- With nine more strikeouts in 2021, Mississippi State becomes the first pitching staff to fan 800 batters in a season in NCAA history.

Season (Games)	Strikeouts
1. 2021 (60 games)	791
2. 2019 (67 games)	718
3. 1997 (68 games)	655
4. 2018 (68 games)	619
5. 2013 (71 games)	588
6. 1999 (63 games)	582
7. 2016 (63 games)	576
8. 2017 (67 games)	562
9. 2001 (58 games)	539
10. 2012 (64 games)	536

Hitters Beware

- The 2021 edition of the Diamond Dawg pitching staff currently owns the second lowest batting average against of any MSU pitching staff with at least 300 innings pitched in a season.

Season (Games)	Strikeouts
1. 1970 (323.1 IP)	.207
2. 2021 (577.2 IP)	.224
3. 2019 (600.0 IP)	.226
4. 2013 (642.1 IP)	.227
5. 1979 (500.1 IP)	.231
6. 1977 (385.0 IP)	.236
7. 1971 (366.2 IP)	.238
8. 2012 (585.0 IP)	.240
1976 (356.0 IP)	.240
10. 2014 (571.1 IP)	.242

Starting Pitcher Run Support

Pitcher	Starts	Runs *	Runs Per Start
Bednar, Will	15	83	5.5
Cerantola, Eric	4	21	5.1
Fristoe, Jackson	13	95	7.3
Koestler, Carlisle	2	34	17.0
MacLeod, Christian	18	127	7.0
Harding, Houston	7	44	6.2
Smith, Brandon	1	7	7.0
Smith, Cade	1	10	10.0
Stinnett, Parker	1	6	6.0
Tepper, Mikey	2	37	18.5

* - Runs are based on total runs scored by the team in each pitchers starts, not just runs scored while the starting pitcher is in the game.



Going Yard

Below is a listing of all of the home runs for the 2021 season, including expanded data for those home runs hits at home.

Gm	Name	Inn.	On Base	Exit Velocity	Launch Angle	Distance
1	Hancock, Luke	4	--	--	--	--
1	Jordan, Rowdey	8	--	--	--	--
2	Jordan, Rowdey !	6	--	--	--	--
3	Hancock, Luke	6	1	--	--	--
4	James, Kamren	1	1	97	14	390 feet
6	Allen, Tanner	1	1	96	39	350 feet
6	James, Kamren !	6	--	99	27	392 feet
6	Hancock, Luke *	9	3	101	27	404 feet
7	James, Kamren	6	2	104	23	410 feet
11	James, Kamren	5	1	105	20	455 feet
12	Allen, Tanner	5	1	103	21	395 feet
15	Tanner, Logan *	9	2	105	22	405 feet
16	Tanner, Logan	3	--	101	29	388 feet
17	Hancock, Luke	4	1	101	22	357 feet
17	Hatcher, Josh	4	--	102	24	398 feet
17	Hancock, Luke !	6	--	96	28	379 feet
18	Skinner, Brayland	5	1	101	25	391 feet
23	James, Kamren !	3	--	106	23	433 feet
23	Allen, Tanner !	5	--	99	29	388 feet
24	Hancock, Luke !	6	--	99	34	389 feet
24	Tanner, Logan	6	--	105	19	374 feet
25	Jordan, Rowdey	6	--	95	27	353 feet
27	Hancock, Luke !	2	--	106	23	421 feet
27	Tanner, Logan !	4	--	97	28	318 feet
28	Jordan, Rowdey	5	2	102	33	370 feet
28	Cumbest, Brad	7	--	107	19	378 feet
28	Pimentel, Brandon	7	--	101	32	363 feet
29	Allen, Tanner	5	1	96	--	337 feet
29	James, Kamren	5	--	100	--	395 feet
30	James, Kamren	3	1	99	33	431 feet
30	Allen, Tanner	4	2	102	20	398 feet
30	Hatcher, Josh	6	--	107	22	390 feet
31	Tanner, Logan	8	2	107	26	437 feet
32	Jordan, Rowdey ^	1	--	101	36	381 feet
32	Forsythe, Lane	5	--	99	24	401 feet
32	Cumbest, Brad !	8	--	--	--	--
32	McDonald, Kyte	8	1	105	17	340 feet
32	Clark, Kellum	8	2	101	31	391 feet
33	James, Kamren !	4	--	107	23	391 feet
35	Jordan, Rowdey	5	--	97	38	374 feet
36	Tanner, Logan	1	2	104	25	412 feet
36	Leggett, Tanner	8	1	99	25	380 feet
38	Jordan, Rowdey ^	1	--	100	30	371 feet
38	Tanner, Logan	5	1	104	23	414 feet
39	Allen, Tanner	2	--	104	24	417 feet
40	Tanner, Logan	7	2	99	26	382 feet
40	Allen, Tanner !*	12	--	103	18	367 feet
42	Cumbest, Brad	2	1	103	22	410 feet
43	Tanner, Logan	5	1	--	--	--
43	Cumbest, Brad	5	1	--	--	--
45	Hancock, Luke	1	1	102	28	409 feet
45	Tanner, Logan	3	--	105	22	405 feet
45	Jordan, Rowdey	4	--	101	29	368 feet
46	Allen, Tanner !	5	--	102	24	391 feet
46	Jordan, Rowdey	6	--	97	34	391 feet
48	Clark, Kellum !	6	--	100	32	397 feet
49	Hancock, Luke !	4	--	100	18	358 feet
49	Tanner, Logan	4	--	105	25	417 feet
50	Hancock, Luke	1	1	105	18	365 feet
52	James, Kamren	2	--	--	--	--
57	Cumbest, Brad !	4	--	--	--	--
57	Clark, Kellum	4	--	--	--	--
57	James, Kamren	6	1	--	--	--
58	James, Kamren	3	1	--	--	--
58	Tanner, Logan	5	--	--	--	--
59	Allen, Tanner	1	--	--	--	--
59	Jordan, Rowdey	6	1	--	--	--
59	Tanner, Logan	7	--	--	--	--
61	Tanner, Logan	2	2	--	--	--
61	Allen, Tanner	3	--	--	--	--
63	Clark, Kellum	8	1	--	--	--
63	Allen, Tanner	8	1	--	--	--

72 total home run in 2021

! - Home run led off an inning | ^ - Leadoff home run (bottom/top 1st)

* - Walk-off home run

NOTE: Data not available for College Baseball Showdown or games at The Citadel...
No data available for the NCAA Tournament.

The Last Time...

- SEC Tournament | % - NCAA Regional | ^ - NCAA Super Regional | \$ - College World Series

A MISSISSIPPI STATE TEAM...

Won 15+ Consecutive Games	17 - February 15-March 8, 2013
Won 10+ Consecutive Games	14 - February 23-March 16, 2019
Won 10+ Consecutive SEC Games	12 - April 30-May 25, 2016
Won 5+ Consecutive SEC Games	5 - April 30-May 8, 2021
Lost 5+ Consecutive Games	6 - May 7-16, 2015
Lost 5+ Consecutive SEC Games	6 - May 7-16, 2015
Swept a Three-Game Series	Texas A&M; April 30-May 2, 2021
at Home	Texas A&M; April 30-May 2, 2021
on The Road	at Auburn; April 9-11, 2021
Swept a Non-Conference Three-Game Series	Eastern Michigan; March 12-14 2021
at Home	Eastern Michigan; March 12-14 2021
on The Road	at Hawaii-Hilo; 1985
Swept a Three-Game SEC Series	Texas A&M; April 30-May 2, 2021
at Home	Texas A&M; April 30-May 2, 2021
on The Road	at Auburn; April 9-11, 2021
Was Swept in a Three-Game Series	Arkansas; March 26-28, 2021
at Home	Arkansas; March 26-28, 2021
on The Road	at Arkansas; April 18-20, 2019
Was Swept in a Three-Game Non-Conference Series	at Southern Miss; February 16-18, 2018
at Home	Southeastern Louisiana; February 26-28, 2010
on The Road	at Southern Miss; February 16-18, 2018
Was Swept in a Three-Game SEC Series	Arkansas; March 26-28, 2021
at Home	Arkansas; March 26-28, 2021
on The Road	at Arkansas; April 18-20, 2019
Played An Extra-Inning Game	.W, 8-7 (12 innings) - Texas A&M; April 30, 2021
Won An Extra-Inning Game	.W, 8-7 (12 innings) - Texas A&M; April 30, 2021
Lost An Extra-Inning Game	.L, 0-1 (10 innings) - Southern Miss; February 22, 2019
Played Consecutive Extra-Inning Games	May 4-5, 2018; at Alabama, W, 14-12 (10 innings) and L, 3-4 (10 innings)
Won Consecutive Games in Extra-Inning	May 10-11, 2014; Tennessee, W, 1-0 (10 innings) and W, 4-3 (12 innings)
Won on a Walk-Off	.W, 4-3 - Texas; June 26, 2021 \$ Tanner Leggett RBI single in the 9th inning
Won Consecutive Games Via A Walk-Off	February 27-28, 2021; Tulane, W, 9-5 and W, 5-4 Luke Hancock grand slam in the ninth inning Tanner Allen two-RBI single in the ninth inning

A MISSISSIPPI STATE OFFENSE...

Scored 30+ Runs	32 - Jackson State; April 29, 1988
Scored 25+ Runs	27 - Alcorn State; April 20, 2010
Scored 20+ Runs	24 - South Carolina; May 16, 2019
Scored 15+ Runs	19 - UAB; April 20, 2021
Scored 10+ Runs In An Inning	12 - Arkansas State (8th); April 13, 2021
Scored 9+ Runs In An Inning	10 - at Auburn (1st); April 11, 2021
Scored 8+ Runs In An Inning	10 - at Auburn (1st); April 11, 2021
Had 30+ Hits	30 - Kentucky; April 30, 1989
Had 25+ Hits	26 - Little Rock; February 28, 1999
Had 20+ Hits	21 - South Carolina; May 16, 2019
Had 20+ Hits in Back-to-Back Games	Auburn (20, 21); March 23-24, 2019
Had 6+ Home Runs	6 - at UAB; March 18, 2008
Had 5+ Home Runs	5 - Arkansas State; April 13, 2021
Hit Back-To-Back Home Runs	4th Inning, Brad Cumbest (Solo)/Kellum Clark (Solo) - VCU; June 5, 2021 %
Hit Back-To-Back-To-Back Home Runs	8th Inning, Russ Sneed (2R HR)/Connor Powers (Solo)/Ryan Duffy (Solo) - Alabama; May 3, 2009
Had 3+ Triples	3 - Southern Cal; March 14, 2004
Had 8+ Doubles	8 - Auburn; March 24, 2019
Had 7+ Doubles	7 - UAB; April 20, 2021
Had 6+ Doubles	7 - UAB; April 20, 2021
Had 10+ Walks	11 - Texas A&M-1; May 1, 2021
Had 9+ Stolen Bases	10 - Arkansas-Pine Bluff; March 18, 2017
Had 8+ Stolen Bases	10 - Arkansas-Pine Bluff; March 18, 2017
Didn't Strikeout in a Game	Jackson State; February 26, 2019
Had Two or Fewer Strikeouts	2 - vs. Tennessee (7 innings); May 27, 2021
Was Shut Out	Ole Miss (0-9); April 17, 2021
at Home	Ole Miss (0-9); April 17, 2021
on The Road	at Long Beach State (0-4); February 28, 2020
Back-To-Back Games	Auburn (0-5, 0-4); March 27-28, 2015
Three-Straight Games	vs. Southern Miss (0-3); March 24, 2018 and Auburn (0-5, 0-4); March 27-28, 2015

A MISSISSIPPI STATE DEFENSE...

Turned 5+ Double Plays	5 - San Diego; March 8, 2015
Turned 4+ Double Plays	5 - San Diego; March 8, 2015
Turned 3+ Double Plays	3 - Texas A&M-1; May 1, 2021
Turned A Triple Play	Auburn-Montgomery, March 9, 1991
Had 5+ Errors	5 - at Vanderbilt; March 18, 2011
Had 4+ Errors	4 - Missouri; May 15, 2021
Threw Out 3 Base Runners	3 - Logan Tanner; Tulane; February 26, 2021

MISSISSIPPI STATE PITCHING STAFF...

Threw a No-Hitter	Jackson Fristoe (6 IP), Landon Sims (1 IP), Mikey Tepper (1 2/3 IP), Cam Tullar (1/3 IP); Kent State, March 7, 2021
Held Opponent To 1 Hit	at Texas A&M; May 3, 2019
Held Opponent To 2 Hits	Eastern Michigan; March 13, 2021
NOTE: Jacksonville State (5/18/21) had just two hits in a five-inning, rain-shortened game	
Struck Out 25+ Batters	26 - at LSU; 1909
Struck Out 20+ Batters	21 - vs. Texas; June 20, 2021 \$
Struck Out 15+ Batters	21 - vs. Texas; June 20, 2021 \$
Did Not Issue A Walk	at Auburn; April 10, 2021
Shut Out An Opponent	at South Carolina (9-0); May 7, 2021
at Home	Eastern Michigan (14-0); March 12, 2021
on The Road	at South Carolina (9-0); May 7, 2021
Neutral Site Game	vs. Washington (1-0); June 16, 2018 \$
Postseason Game	vs. Washington (1-0); June 16, 2018 \$
Back-To-Back Shutouts	2021 (Kent State, March 7 [13-0]; Grambling, March 9 [10-0] and Louisiana-Lafayette, March 10 [4-0])
Three Straight Shutouts	2021 (Kent State, March 7 [13-0]; Grambling, March 9 [10-0] and Louisiana-Lafayette, March 10 [4-0]; Eastern Michigan, March 12 [14-0])
Four Straight Shutouts	2021 (Kent State, March 7 [13-0]; Grambling, March 9 [10-0] and Louisiana-Lafayette, March 10 [4-0]; Eastern Michigan, March 12 [14-0])
Shut Out An SEC Opponent	at South Carolina (9-0); May 7, 2021
At Home	Alabama (6-0); April 12, 2019
On The Road	at South Carolina (9-0); May 7, 2021
Neutral Site	vs. Georgia (3-0); May 24, 2017 #

A MISSISSIPPI STATE BATTER HAD...

Hit for the Cycle	Brad Freeman; South Alabama, February 17, 1998
Walk-Off Hit	Tanner Leggett (RBI single); Texas, June 26, 2021 \$
8+ At-Bats	8 - Jordan Westburg, Tanner Allen & Rowdey Jordan vs. LSU, May 22, 2019 #
6+ Hits	6 - Adam Frazier; at Virginia, June 8, 2013
5+ Hits	5 - Tanner Allen; South Carolina, May 16, 2019
4+ Hits	4 - Tanner Allen; Texas A&M, April 30, 2021
2+ Hits In An Inning	Kamren James (1B, HR; 6th inning); VCU, June 5, 2021 %
5+ Runs	5 - Jon Knott; Little Rock, February 28, 1999
4+ Runs	4 - Tanner Allen; at South Carolina, May 8, 2021
3+ Doubles	3 - Justin Foscue; Georgia, April 26, 2019
2+ Triples	2 - C.T. Bradford; at Arizona, March 9, 2014
3+ Home Runs	3 - Brent Rooker; vs. Kentucky, April 8, 2017
2+ Home Runs	2 - Luke Hancock; Samford, March 16, 2021
Inside-The-Park Home Run	Cody Brown; vs. Kentucky, April 7, 2017
Pinch Hit Home Run	Kyte McDonald; Arkansas State, April 13, 2021
Leadoff Home Run (Top or bottom of 1st inning)	Rowdey Jordan (Bottom 1st); Arkansas State, April 13, 2021
Walk-Off Home Run	Tanner Allen (solo); Texas A&M, April 30, 2021
Hit a Grand Slam	Luke Hancock; Tulane, February 28, 2021
Multiple Grand Slams	Never
A Pinch Hit Grand Slam	Never
10+ RBIs	11 - Jason Nappi; at UAB, March 18, 2008
9+ RBIs	9 - Ryan Duffy; vs. Jackson State, April 6, 2010
8+ RBIs	8 - Brent Rooker; vs. Indiana State, February 24, 2017
7+ RBIs	7 - Jordan Westburg; vs. North Carolina, June 19, 2018 \$
10+ Total Bases	13 - Brent Rooker; vs. Kentucky, April 8, 2017
4+ Walks	4 - Logan Tanner; Kent State, March 5, 2021
3+ Walks	3 - Kamren James & Rowdey Jordan; Texas A&M-1, May 1, 2021
4+ Stolen Bases	4 - Derrick Armstrong; vs. Michigan State, March 1, 2014
3+ Stolen Bases	3 - Tanner Leggett; Southern, April 6, 2021
Stole Home	Kamren James; Jackson State, February 24, 2021
4+ Hit By Pitches	4 - Rowdey Jordan; at Auburn, April 11, 2021
3+ Hit By Pitches	4 - Rowdey Jordan; at Auburn, April 11, 2021

A MISSISSIPPI STATE PITCHER HAD...

A Perfect Game	J.T. Peatross; Mississippi College (1-0), 1918
A No-Hitter	Jackson Fristoe (6 IP), Landon Sims (1 IP), Mikey Tepper (1 2/3 IP), Cam Tullar (1/3 IP); Kent State, March 7, 2021
A Complete Game No-Hitter	Gene Morgan (7 IP); at Hawaii-Hilo (2-0), April 6, 1985
A Complete Game (9 Inn.)	Jacob Billingsley; at Southern Miss (8-1), June 6, 2017 %
A Complete Game (7 Inn.)	JT Ginn; at Texas A&M-1 (0-1), May 4, 2019
Complete-Game 1-Hitter	Unknown
Complete-Game 2-Hitter	Ricky Bowen; vs. Ole Miss, March 16, 2008
Consecutive Complete Games	Dakota Hudson; 2016 (at Auburn (4-0), May 13 and Arkansas (7-0), May 19)
A Complete-Game Shutout	Dakota Hudson; vs. Arkansas (7-0), May 19, 2016
at Home	Dakota Hudson; vs. Arkansas (7-0), May 19, 2016
on The Road	Dakota Hudson; at Auburn (4-0), May 13, 2016
SEC Game	Dakota Hudson; vs. Arkansas (7-0), May 19, 2016
as a Freshman	Scott Tanksley; vs. Mississippi College (6-0), April 20, 1993
Postseason Game	B.J. Wallace; vs. Nicholls State (1-0), May 21, 1992 %
17+ Strikeouts	17 - Chris Stratton; at LSU, March 16, 2012
15+ Strikeouts	15 - Will Bednar; vs. Texas, June 20, 2021 \$
10+ Strikeouts	15 - Will Bednar; vs. Texas, June 20, 2021 \$
Recorded Two Saves In One Day	Trevor Fitts; vs. Marshall and Alabama A&M, February 22, 2015

Hit It Hard

Top 10 Exit Velocities

Below is a listing of the top-10 hardest hit balls by MSU in 2021.

Exit Velocity	Name	Opponent	Result
111.43	Tanner, Logan	at South Carolina (5/7)	Single
111.22	Tanner, Logan	Tulane (2/27)	Single
111.21	Cumbest, Brad	Southern (4/6)	Single
110.38	Jordan, Rowdey	at Auburn (4/9)	Error
109.61	Allen, Tanner	Ole Miss (4/18)	Triple
109.47	James, Kamren	Tulane (2/27)	Ground Out
109.11	Allen, Tanner	Kent State (3/7)	Line Out
108.92	Jordan, Rowdey	Samford (3/16)	Double
108.91	Tanner, Logan	at Vanderbilt (4/250)	Ground Out
108.79	Cumbest, Brad	at Vanderbilt (4/25)	Single

NOTE: Data not available for College Baseball Showdown or games at The Citadel ...
No data available for the NCAA Tournament.

Individual Exit Velocities

Below is a listing of each MSU student-athlete's average and top exit velocity of the 2021 season.

Name	Top EV	Average EV
Allen, Tanner	109.61	92.13
Clark, Kellum	108.34	89.11
Cumbest, Brad	111.21	93.50
Dubrule, Scotty	102.94	86.04
Forsythe, Lane	103.70	87.44
Garner, Kace	95.28	87.84
Hancock, Luke	107.16	89.23
Hatcher, Josh	107.43	87.40
James, Kamren	109.47	87.76
Jordan, Rowdey	110.38	89.62
Leggett, Tanner	103.96	84.71
McDonald, Kyte	104.98	88.00
McGowan, Drew	106.08	79.91
Pimentel, Brandon	102.71	89.50
Skinner, Brayland	106.77	89.64
Tanner, Logan	111.44	89.57

NOTE: Data not available for College Baseball Showdown or games at The Citadel ...
No data available for the NCAA Tournament.

Barrel Count

Below is a listing of each MSU student-athlete's total barreled balls in 2021.

Name	2021 Barrels	2020 Barrels
Allen, Tanner	28	1
Clark, Kellum	11	--
Cumbest, Brad	4	1
Dubrule, Scotty	3	--
Forsythe, Lane	7	--
Garner, Kace	1	--
Hancock, Luke	19	--
Hatcher, Josh	15	8
James, Kamren	23	6
Jordan, Rowdey	17	3
Leggett, Tanner	4	--
McDonald, Kyte	5	--
McGowan, Drew	--	--
Pimentel, Brandon	1	4
Skinner, Brayland	3	--
Tanner, Logan	18	2

NOTE: A barreled ball is 98-plus exit velocity and a 10-35 degree launch angle ...
Barreled balls include all balls put in play ... Data not available for College Baseball Showdown or games at The Citadel ... No data available for the NCAA Tournament.



Season Statistics

Record: 48-17 Home: 30-9 Away: 12-4 Neutral: 6-4 SEC: 20-10

Player	avg	gp-gs	ab	r	h	2b	3b	hr	rbi	tb	slg%	bb	hp	so	gdp	ob%	sf	sh	sb-att	po	a	e	fld%
5 Allen, Tanner	.382	64-64	249	66	95	17	5	11	66	155	.622	22	14	33	5	.452	5	0	10-13	89	5	1	.989
4 Jordan, Rowdey	.328	65-65	253	72	83	21	4	10	43	142	.561	29	17	39	3	.426	4	0	9-10	115	2	2	.983
19 Tanner, Logan	.279	64-63	233	43	65	12	0	14	49	119	.511	35	0	45	11	.370	2	0	0-1	675	29	4	.994
3 Dubrulle, Scotty	.275	64-58	211	38	58	6	0	0	27	64	.303	35	1	26	6	.379	1	4	6-11	100	117	3	.986
6 James, Kamren	.270	64-64	237	47	64	12	0	11	59	109	.460	29	7	56	2	.358	6	0	19-22	34	72	14	.883
20 Hancock, Luke	.256	65-65	223	39	57	4	0	10	59	91	.408	44	8	16	7	.388	6	0	3-3	238	17	1	.996

25 McDonald, Kyte	.389	12-1	18	5	7	4	0	1	6	14	.778	1	0	2	0	.421	0	0	0-0	0	0	0	.000
33 Cumbest, Brad	.316	47-31	114	23	36	9	2	5	21	64	.561	9	4	31	2	.380	2	0	2-2	36	2	2	.950
50 Pimentel, Brandon	.286	10-1	14	3	4	0	0	1	6	7	.500	3	0	6	1	.412	0	0	0-0	19	2	0	1.000
9 Jordan, Landon	.281	12-9	32	2	9	2	0	0	5	11	.344	6	1	8	1	.410	0	1	2-2	3	13	0	1.000
12 Meche, Davis	.250	10-0	12	4	3	1	0	0	1	4	.333	2	1	4	0	.400	0	0	0-0	2	7	0	1.000
11 Clark, Kellum	.247	30-23	81	21	20	6	1	4	13	40	.494	12	3	23	1	.365	0	0	1-1	10	1	1	.917
31 Leggett, Tanner	.235	41-19	81	18	19	4	0	1	10	26	.321	10	3	25	3	.337	1	4	5-7	23	36	7	.894
43 Forsythe, Lane	.223	56-55	175	29	39	5	0	1	18	47	.269	22	3	53	2	.315	3	3	1-1	52	112	13	.927
36 Skinner, Brayland	.215	47-20	79	16	17	3	1	1	10	25	.316	10	4	20	1	.333	0	0	6-7	39	1	0	1.000
8 McGowan, Drew	.212	24-8	33	6	7	2	0	0	7	9	.273	8	1	3	1	.364	2	0	2-3	12	1	0	1.000
10 Hatcher, Josh	.192	56-39	146	16	28	8	0	2	12	42	.288	8	3	30	3	.248	0	1	5-6	239	25	3	.989
44 Garner, Kace	.154	11-0	13	4	2	1	0	0	3	3	.231	3	0	3	0	.313	0	0	0-0	19	0	0	1.000
Totals	.278	65	2204	452	613	117	13	72	415	972	.441	288	70	423	49	.374	32	13	71-89	1733	489	60	.974
Opponents	.224	65	2161	294	484	76	6	69	270	779	.360	253	47	791	31	.317	13	21	35-54	1659	629	83	.965

LOB - Team (498), Opp (468). DPs turned - Team (44), Opp (56). CI - Team (0), Opp (2). IBB - Team (8), Allen 3, James 1, Clark 1, Hancock 1, Hatcher 1, Tanner 1, Opp (8). Picked off - Jordan, R. 1.

(All games Sorted by Earned run avg)

Player	era	w-l	app	gs	cg	sho	sv	ip	h	r	er	bb	so	2b	3b	hr	b/avg	wp	hp	bk	sfa	sha
24 Bednar, Will	3.34	8-1	18	15	0	0/3	0	86.1	72	35	32	23	135	14	1	12	.226	2	8	1	3	2
28 MacLeod, Christian	4.61	6-5	18	18	0	0/2	0	82.0	77	49	42	31	113	8	0	16	.244	8	4	0	1	5

38 Alford, Kole	0.00	0-0	1	0	0	0/0	0	0.1	1	0	0	1	1	0	0	0	.500	0	0	0	0	0
51 Carmouche, Dylan	1.23	1-0	9	0	0	0/1	0	7.1	6	2	1	3	11	1	0	0	.222	1	1	0	1	0
23 Sims, Landon	1.52	5-0	24	0	0	0/3	12	53.1	28	9	9	14	96	6	0	2	.151	3	1	0	0	2
18 Patrick, Chase	1.98	0-0	18	0	0	0/0	0	13.2	13	4	3	6	9	1	0	2	.277	4	1	0	0	1
32 Stinnett, Parker	2.41	1-0	17	1	0	0/2	1	18.2	8	5	5	16	31	2	0	1	.125	7	4	1	0	0
15 Smith, Cade	2.77	3-0	9	1	0	0/0	0	13.0	6	5	4	9	18	1	0	1	.130	0	1	0	0	0
48 Harding, Houston	3.10	7-2	20	7	0	0/1	0	58.0	48	24	20	19	63	8	0	7	.223	4	2	1	1	3
29 Koestler, Carlisle	4.12	3-0	11	2	0	0/0	0	19.2	20	9	9	7	23	3	0	2	.260	3	3	0	1	1
35 Johnson, Preston	4.18	3-0	21	0	0	0/3	0	28.0	23	15	13	12	43	3	0	3	.228	0	4	0	1	1
7 Smith, Brandon	4.34	4-4	20	2	0	0/2	1	37.1	36	23	18	12	40	6	1	5	.245	5	1	0	1	3
17 Simmons, Stone	4.81	1-1	19	0	0	0/0	2	24.1	22	15	13	8	29	4	0	1	.234	2	1	0	0	1
2 Hunt, KC	4.85	0-0	13	0	0	0/2	0	13.0	14	9	7	7	14	2	0	1	.280	8	2	0	1	0
39 Tepper, Mikey	5.25	2-0	11	2	0	0/1	0	12.0	8	8	7	9	14	2	0	1	.174	6	0	2	0	0
14 Self, Riley	5.40	0-0	7	0	0	0/2	0	5.0	9	4	3	4	7	1	0	0	.375	0	0	0	0	0
37 Cerantola, Eric	5.71	0-1	10	4	0	0/0	0	17.1	13	11	11	11	24	0	1	2	.206	4	6	0	0	0
27 Fristoe, Jackson	5.81	3-3	15	13	0	0/1	0	48.0	40	32	31	36	67	4	3	9	.222	5	4	1	0	1
40 Forrester, Jaxen	6.00	0-0	3	0	0	0/1	0	3.0	2	2	2	2	1	1	0	0	.200	2	0	0	1	0
26 Lovett, Xavier	6.75	0-0	6	0	0	0/1	0	4.0	3	4	3	2	1	2	0	0	.188	1	1	0	0	0
45 Tullar, Cam	6.86	0-0	23	0	0	0/1	1	19.2	23	15	15	11	25	5	0	1	.291	2	1	0	2	1
55 Price, Spencer	7.36	1-0	9	0	0	0/1	0	7.1	5	6	6	5	13	0	0	2	.179	2	1	0	0	0
47 Talley, Drew	9.00	0-0	4	0	0	0/1	0	3.0	5	4	3	1	7	2	0	0	.357	0	0	0	0	0
13 Rokose, Davis	10.80	0-0	4	0	0	0/0	0	3.1	2	4	4	4	6	0	0	1	.167	0	1	0	0	0
Totals	4.07	48-17	65	65	0	7/7	17	577.2	484	294	261	253	791	76	6	69	.224	69	47	6	13	21
Opponents	6.44	17-48	65	65	3	1/0	6	553.0	613	452	396	288	423	117	13	72	.278	65	70	6	32	13

PB - Team (5), Tanner 4, Hancock 1, Opp (8). Pickoffs - Team (2), Harding 1, Patrick 1, Opp (1). SBA/ATT - Tanner (29-40), MacLeod (6-12), Bednar (8-10), Hancock (6-7), Harding (6-7), Patrick (0-4), Tepper (3-3), Fristoe (1-3), Johnson (2-2), Cerantola (2-2), Stinnett (2-2), Talley (0-1), Tullar (0-1), Smith, C. (1-1), Hunt (0-1), Carmouche (1-1), Sims (1-1),

Southeastern Conference Statistics

Record: 20-10 Home: 9-6 Away: 11-4 SEC: 20-10

Player	avg	gp-gs	ab	r	h	2b	3b	hr	rbi	tb	slg%	bb	hp	so	gdp	ob%	sf	sh	sb-att	po	a	e	fld%
5 Allen, Tanner	.411	30-30	124	27	51	8	5	6	34	87	.702	8	9	13	3	.472	3	0	2-5	39	1	0	1.000
4 Jordan, Rowdey	.333	30-30	117	34	39	8	1	5	18	64	.547	19	11	17	3	.469	0	0	3-3	62	1	1	.984
19 Tanner, Logan	.274	30-30	117	19	32	7	0	7	20	60	.513	16	0	22	3	.361	0	0	0-0	346	12	2	.994
3 Dubrule, Scotty	.260	29-25	96	14	25	2	0	0	7	27	.281	11	1	14	1	.343	0	1	2-4	48	49	0	1.000
6 James, Kamren	.257	30-30	113	18	29	5	0	5	23	49	.434	18	2	27	2	.360	3	0	4-5	12	29	5	.891
20 Hancock, Luke	.239	30-30	109	16	26	1	0	4	24	39	.358	15	4	9	3	.338	5	0	1-1	83	7	1	.989
43 Forsythe, Lane	.204	30-30	103	13	21	2	0	0	9	23	.223	9	2	37	0	.276	2	3	0-0	36	65	11	.902

11 Clark, Kellum	.300	10-7	30	8	9	2	1	1	3	16	.533	2	1	8	0	.364	0	0	1-1	6	0	1	.857
33 Cumbest, Brad	.268	16-10	41	4	11	3	0	1	6	17	.415	4	0	10	1	.326	1	0	1-1	13	0	1	.929
36 Skinner, Brayland	.197	26-17	61	9	12	3	0	1	7	18	.295	8	3	17	1	.319	0	0	5-6	31	1	0	1.000
31 Leggett, Tanner	.180	22-13	50	7	9	3	0	0	6	12	.240	3	3	20	1	.263	1	3	0-1	16	25	5	.891
10 Hatcher, Josh	.145	25-18	69	5	10	3	0	1	4	16	.232	1	0	17	1	.157	0	1	0-1	103	13	1	.991
50 Pimentel, Brandon	.000	1-0	2	0	0	0	0	0	0	0	.000	0	0	1	1	.000	0	0	0-0	3	0	0	1.000
25 McDonald, Kyte	.000	2-0	2	0	0	0	0	0	0	0	.000	0	0	1	0	.000	0	0	0-0	0	0	0	.000
12 Meche, Davis	.000	1-0	1	0	0	0	0	0	0	0	.000	0	0	0	0	.000	0	0	0-0	1	1	0	1.000
8 McGowan, Drew	.000	3-0	0	0	0	0	0	0	0	0	.000	0	0	0	0	.000	0	0	0-0	0	0	0	.000
44 Garner, Kace	.000	1-0	0	0	0	0	0	0	0	0	.000	0	0	0	0	.000	0	0	0-0	1	0	0	1.000
Totals	.265	30	1035	174	274	47	7	31	161	428	.414	114	36	213	20	.353	15	8	19-28	814	229	30	.972
Opponents	.231	30	1025	146	237	32	3	35	132	380	.371	127	14	355	18	.322	7	10	14-21	798	268	28	.974

LOB - Team (237), Opp (223). DPs turned - Team (26), Opp (24). CI - Team (0), Opp (1). IBB - Team (4), James 1, Hancock 1, Clark 1, Allen 1, Opp (5). Picked off - Jordan, R. 1.

(SEC games only Sorted by Earned run avg)

Player	era	w-l	app	gs	cg	sho	sv	ip	h	r	er	bb	so	2b	3b	hr	b/avg	wp	hp	bk	sfa	sha
24 Bednar, Will	3.27	6-1	10	10	0	0/2	0	55.0	47	22	20	16	83	7	1	8	.229	2	3	1	2	1
28 MacLeod, Christian	3.51	4-2	10	10	0	0/1	0	51.1	43	22	20	17	62	4	0	8	.223	2	1	0	1	1

14 Self, Riley	0.00	0-0	1	0	0	0/0	0	0.1	0	0	0	1	0	0	0	0	.000	0	0	0	0	0
55 Price, Spencer	0.00	0-0	1	0	0	0/0	0	0.1	0	0	0	0	0	0	0	0	.000	0	0	0	0	0
23 Sims, Landon	0.36	2-0	12	0	0	0/1	7	25.1	9	1	1	9	43	1	0	0	.108	2	0	0	0	1
18 Patrick, Chase	1.59	0-0	8	0	0	0/0	0	5.2	5	1	1	4	3	0	0	1	.278	2	0	0	0	1
32 Stinnett, Parker	2.89	0-0	8	0	0	0/0	1	9.1	4	3	3	8	12	2	0	0	.125	6	2	0	0	0
17 Simmons, Stone	3.86	0-1	9	0	0	0/0	1	14.0	12	8	6	5	18	1	0	0	.222	1	1	0	0	1
48 Harding, Houston	4.01	4-1	11	1	0	0/0	0	24.2	24	14	11	8	18	2	0	4	.253	1	2	0	0	2
7 Smith, Brandon	4.70	1-2	10	0	0	0/1	1	15.1	18	13	8	4	19	4	0	3	.269	2	1	0	0	1
45 Tullar, Cam	5.06	0-0	12	0	0	0/0	1	10.2	13	6	6	3	15	3	0	0	.295	2	1	0	2	0
37 Cerantola, Eric	6.00	0-0	3	1	0	0/0	0	3.0	0	2	2	3	2	0	0	0	.000	2	1	0	0	0
35 Johnson, Preston	6.08	2-0	11	0	0	0/2	0	13.1	12	11	9	8	20	0	0	2	.245	0	1	0	0	0
51 Carmouche, Dylan	6.75	0-0	2	0	0	0/0	0	1.1	3	2	1	1	2	1	0	0	.429	1	0	0	1	0
27 Fristoe, Jackson	7.58	1-3	9	8	0	0/0	0	29.2	31	26	25	28	44	4	2	5	.265	5	1	1	0	1
29 Koestler, Carlisle	9.00	0-0	3	0	0	0/0	0	4.0	6	4	4	2	4	1	0	1	.375	0	0	0	1	1
15 Smith, Cade	9.00	0-0	1	0	0	0/0	0	2.0	2	2	2	2	3	0	0	1	.250	0	0	0	0	0
2 Hunt, KC	9.00	0-0	2	0	0	0/1	0	2.0	2	2	2	3	3	0	0	1	.250	0	0	0	0	0
39 Tepper, Mikey	15.75	0-0	5	0	0	0/0	0	4.0	6	7	7	5	4	2	0	1	.333	3	0	1	0	0
Totals	4.25	20-10	30	30	0	3/3	11	271.1	237	146	128	127	355	32	3	35	.231	31	14	3	7	10
Opponents	5.18	10-20	30	30	2	1/0	5	266.0	274	174	153	114	213	47	7	31	.265	26	36	1	15	8

PB - Team (2), Tanner 1, Hancock 1, Opp (3). Pickoffs - Team (0), Opp (1). SBA/ATT - Tanner (13-18), MacLeod (3-6), Bednar (5-5), Patrick (0-2), Fristoe (1-2), Stinnett (1-1), Johnson (1-1), Cerantola (1-1), Simmons (1-1), Hancock (1-1), Tullar (0-1), Carmouche (1-1).



Last 10 Games Statistics

Record: 8-2 Home: 5-1 Away: 0-0 Neutral: 3-1 SEC: 0-0

Player	avg	gp-gs	ab	r	h	2b	3b	hr	rbi	tb	slg%	bb	hp	so	gdp	ob%	sf	sh	sb-att	po	a	e	fld%
4 Jordan, Rowdey	.391	10-10	46	15	18	6	1	1	5	29	.630	1	1	6	0	.417	0	0	2-2	19	0	0	1.000
5 Allen, Tanner	.368	10-10	38	11	14	3	0	3	12	26	.684	5	1	5	1	.435	2	0	2-2	21	0	1	.955
6 James, Kamren	.308	10-10	39	11	12	2	0	2	11	20	.513	6	1	11	0	.413	0	0	4-6	7	14	1	.955
33 Cumbest, Brad	.289	10-10	38	7	11	4	1	1	6	20	.526	1	2	9	1	.341	0	0	0-0	9	1	0	1.000
11 Clark, Kellum	.242	10-10	33	7	8	3	0	2	6	17	.515	5	1	12	0	.359	0	0	0-0	0	0	0	.000
19 Tanner, Logan	.237	10-10	38	7	9	2	0	3	9	20	.526	5	0	9	5	.318	1	0	0-0	121	6	1	.992
3 Dubrule, Scotty	.212	10-10	33	2	7	0	0	0	5	7	.212	8	0	3	3	.357	1	1	1-2	21	20	0	1.000
20 Hancock, Luke	.194	10-10	36	4	7	0	0	0	7	7	.194	8	1	3	0	.356	0	0	0-0	50	3	0	1.000

31 Leggett, Tanner	.500	3-0	2	1	1	0	0	0	1	1	.500	1	0	0	0	.667	0	0	0-0	0	1	0	1.000
10 Hatcher, Josh	.250	8-0	4	1	1	0	0	0	0	1	.250	0	0	1	0	.250	0	0	0-0	7	2	0	1.000
43 Forsythe, Lane	.069	10-10	29	1	2	0	0	0	1	2	.069	3	0	9	1	.152	1	0	0-0	7	22	0	1.000
36 Skinner, Brayland	.000	7-0	0	1	0	0	0	0	0	0	.000	0	0	0	0	.000	0	0	1-1	2	0	0	1.000
Totals	.268	10	336	68	90	20	2	12	63	150	.446	43	7	68	11	.358	5	1	10-13	267	76	5	.986
Opponents	.242	10	330	54	80	15	1	17	53	148	.448	39	8	118	6	.335	2	9	6-7	256	108	15	.960

LOB - Team (68), Opp (67). DPs turned - Team (6), Opp (12). IBB - Team (3), Allen 2, Tanner 1, Opp (2).

(Last 10 Games Sorted by Earned run avg)

Player	era	w-l	app	gs	cg	sho	sv	ip	h	r	er	bb	so	2b	3b	hr	b/avg	wp	hp	bk	sfa	sha
23 Sims, Landon	1.69	2-0	6	0	0	0/0	4	16.0	8	3	3	1	22	1	0	2	.148	1	1	0	0	1
24 Bednar, Will	3.63	2-0	4	4	0	0/0	0	22.1	18	10	9	6	34	5	0	4	.220	0	4	0	1	1
48 Harding, Houston	4.61	1-0	3	2	0	0/0	0	13.2	11	7	7	6	18	1	0	2	.220	0	0	0	1	1
28 MacLeod, Christian	10.50	1-1	3	3	0	0/0	0	12.0	15	15	14	7	19	2	0	3	.306	3	1	0	0	3

15 Smith, Cade	0.00	1-0	3	0	0	0/0	0	2.2	0	0	0	3	4	0	0	0	.000	0	0	0	0	0
35 Johnson, Preston	3.38	1-0	5	0	0	0/0	0	8.0	8	3	3	2	9	3	0	1	.267	0	1	0	0	1
7 Smith, Brandon	4.50	0-1	3	0	0	0/0	0	6.0	6	3	3	4	4	1	1	1	.286	1	0	0	0	2
18 Patrick, Chase	7.71	0-0	3	0	0	0/0	0	2.1	4	3	2	2	1	1	0	1	.444	0	0	0	0	0
32 Stinnett, Parker	7.71	0-0	3	0	0	0/0	0	2.1	3	2	2	3	4	0	0	1	.333	0	0	0	0	0
17 Simmons, Stone	13.50	0-0	3	0	0	0/0	0	2.2	5	4	4	2	3	1	0	1	.385	1	0	0	0	0
45 Tullar, Cam	13.50	0-0	2	0	0	0/0	0	0.2	1	1	1	1	0	0	0	0	.333	0	0	0	0	0
27 Fristoe, Jackson	81.00	0-0	1	1	0	0/0	0	0.1	1	3	3	2	0	0	0	1	.500	0	1	0	0	0
Totals	5.16	8-2	10	10	0	0/0	4	89.0	80	54	51	39	118	15	1	17	.242	6	8	0	2	9
Opponents	6.12	2-8	10	10	0	0/0	0	85.1	90	68	58	43	68	20	2	12	.268	9	7	0	5	1

PB - Team (2), Tanner 2. SBA/ATT - Tanner (6-7), Harding (4-4), Patrick (0-1), Stinnett (1-1), Bednar (1-1).

Team Game-by-Game (Hitting)

Date	Opponent	ab	r	h	rbi	2b	3b	hr	tb	bb	ibb	sb	cs	hbp	sac	sf	gdp	k	po	a	e	lob	avg
Feb 20	vs Texas	40	8	12	7	1	0	2	19	5	0	1	0	0	0	0	0	10	27	2	0	10	.300
Feb 21	vs TCU	33	2	7	2	1	0	1	11	2	0	0	0	0	0	0	2	11	27	9	2	6	.260
Feb 22	vs Texas Tech	37	11	12	10	1	1	1	18	6	0	0	1	0	0	0	1	5	27	8	0	5	.282
Feb 24	JACKSON STATE	33	7	10	5	3	0	1	16	7	0	5	0	2	0	0	1	3	27	14	3	11	.287
Feb 26	TULANE	34	3	6	2	3	0	0	9	2	0	1	0	1	0	0	0	6	27	6	4	7	.266
Feb 27	TULANE	34	9	10	9	0	0	3	19	7	1	1	0	0	0	0	1	4	27	10	0	9	.270
Feb 28	TULANE	32	5	7	5	2	0	1	12	7	0	1	0	0	0	0	1	10	27	5	3	8	.263
Mar 03	vs Southern Miss	30	4	9	4	1	1	0	12	5	0	1	0	0	1	1	2	5	27	4	2	9	.267
Mar 05	KENT STATE	29	8	6	8	0	1	0	8	9	0	6	1	3	0	0	0	6	27	7	1	9	.262
Mar 06	KENT STATE	34	5	10	5	3	0	0	13	4	0	0	0	0	1	0	1	5	27	13	1	7	.265
Mar 07	KENT STATE	37	13	16	12	2	0	1	21	6	0	1	0	2	0	1	1	6	27	4	1	9	.282
Mar 09	GRAMBLING	32	10	11	10	2	0	1	16	8	0	0	0	2	1	1	2	4	27	7	0	10	.286
Mar 10	LOUISIANA	25	4	4	2	1	0	0	5	3	0	1	1	1	0	2	0	8	27	7	0	3	.279
Mar 12	EASTERN MICHIGAN	37	14	14	14	7	0	0	21	10	0	4	0	0	0	1	0	8	27	4	0	10	.287
Mar 13	EASTERN MICHIGAN	28	4	4	4	0	0	1	7	3	0	1	0	2	0	0	2	4	27	12	0	5	.279
Mar 14	EASTERN MICHIGAN	32	4	8	4	1	0	1	12	1	0	0	1	3	0	0	0	2	27	5	1	8	.277
Mar 16	SAMFORD	33	10	10	10	1	0	3	20	8	0	2	1	1	0	0	0	7	27	15	1	8	.279
*Mar 19	at LSU	37	6	11	6	2	0	1	16	2	1	1	0	2	0	0	1	4	27	8	1	8	.280
*Mar 20	at LSU	28	3	4	3	1	0	0	5	5	0	0	2	0	1	1	0	5	27	6	1	5	.274
*Mar 21	at LSU	31	3	6	3	2	0	0	8	2	0	1	0	1	0	1	1	7	24	9	0	5	.270
Mar 24	NORTH ALABAMA	41	18	14	14	1	1	0	17	10	0	3	0	2	0	0	0	9	27	4	0	11	.274
*Mar 26	ARKANSAS	30	2	4	2	0	0	0	4	5	0	0	0	2	0	0	1	5	27	5	1	8	.268
*Mar 27	ARKANSAS	36	5	10	5	3	0	2	19	2	0	0	0	1	0	0	2	12	27	8	2	7	.269
*Mar 28	ARKANSAS	37	4	13	4	1	0	2	20	2	0	0	1	1	0	0	2	7	27	5	1	9	.273
*Apr 01	KENTUCKY	29	8	6	8	2	0	1	11	7	0	1	0	4	1	2	0	8	27	5	1	11	.270
*Apr 02	KENTUCKY	28	3	6	3	0	0	0	6	1	0	0	0	2	0	2	0	5	27	9	1	6	.268
*Apr 03	KENTUCKY	30	4	7	4	1	1	2	16	0	0	1	0	3	0	1	0	5	27	10	1	6	.267
Apr 06	SOUTHERN	42	15	16	11	4	0	3	29	5	0	7	0	1	0	0	0	7	27	4	0	9	.272
*Apr 09	at Auburn	35	6	8	5	3	0	2	17	3	0	2	0	1	1	0	1	9	27	6	2	7	.271
*Apr 10	at Auburn	35	7	11	7	1	0	3	21	3	0	1	0	1	0	0	1	6	27	7	0	5	.272
*Apr 11	at Auburn	42	19	17	16	2	1	1	24	9	0	1	0	5	0	0	2	4	27	8	0	10	.278
Apr 13	ARKANSAS STATE	38	18	15	15	3	0	5	33	7	0	1	1	2	0	1	0	3	27	6	1	6	.282
*Apr 16	OLE MISS	30	5	7	5	2	1	1	14	0	0	0	0	0	0	2	0	9	27	9	2	3	.280
*Apr 17	OLE MISS	27	0	1	0	0	0	0	1	2	0	0	0	0	0	0	0	12	27	8	0	2	.275
*Apr 18	OLE MISS	36	7	12	7	1	1	1	18	2	0	1	0	1	0	0	0	6	27	11	2	8	.276
Apr 20	UAB	41	19	17	19	7	0	2	30	4	0	5	0	2	0	2	0	4	27	6	1	6	.281
*Apr 23	at Vanderbilt	31	2	3	2	1	0	0	4	0	0	0	0	1	0	0	0	8	24	8	0	3	.277
*Apr 24	at Vanderbilt	36	7	10	7	3	0	2	19	5	0	1	1	1	0	0	0	12	27	3	0	9	.277
*Apr 25	at Vanderbilt	32	4	7	4	2	0	1	12	7	0	0	0	0	0	0	2	9	24	6	2	8	.275
*Apr 30	TEXAS A&M	47	8	14	8	2	0	2	22	5	0	1	0	3	0	1	0	15	36	6	2	15	.276
*May 01	TEXAS A&M	26	3	6	1	0	0	0	6	11	1	0	2	1	1	1	1	4	27	15	0	13	.275
*May 01	TEXAS A&M	41	10	17	10	1	0	1	21	4	0	1	1	0	0	0	1	3	27	5	0	11	.279
May 05	at The Citadel	38	10	13	10	3	0	2	22	6	0	1	0	1	1	2	1	7	27	10	0	11	.281
*May 07	at South Carolina	37	9	12	7	3	0	0	15	6	0	0	0	1	0	0	1	8	27	12	0	8	.282
*May 08	at South Carolina	37	9	14	8	1	1	3	26	5	0	2	2	1	1	0	1	8	27	5	2	8	.284
*May 09	at South Carolina	41	3	9	3	1	1	2	18	6	2	2	0	1	0	1	0	9	31	9	1	13	.282
*May 13	MISSOURI	31	5	7	4	1	0	0	8	6	0	0	0	0	0	0	0	6	27	5	2	8	.281
*May 14	MISSOURI	36	6	9	6	2	1	1	16	5	0	1	0	1	0	0	1	5	27	11	1	9	.281
*May 15	MISSOURI	42	8	16	7	3	0	2	25	2	0	0	0	0	0	1	0	5	27	13	4	10	.283
May 18	JACKSONVILLE STATE	17	6	6	6	1	0	1	10	4	0	0	0	0	0	1	0	4	15	6	2	4	.284
*May 20	at Alabama	34	4	7	4	2	0	0	9	2	0	1	0	0	2	0	0	7	27	2	0	7	.282
*May 21	at Alabama	34	7	8	7	4	0	1	15	3	0	1	0	1	0	2	0	3	27	4	0	6	.281
*May 22	at Alabama	39	7	12	5	0	0	0	12	2	0	0	0	1	1	0	2	7	27	11	1	9	.282
May 26	vs Florida	26	1	4	1	1	0	0	5	0	0	0	0	1	0	0	1	2	21	8	2	5	.280
May 27	vs Tennessee	30	2	8	2	1	0	0	9	2	0	0	0	1	0	0	2	2	22	8	0	7	.280
Jun 04	SAMFORD	32	8	11	8	4	0	0	15	1	0	2	0	2	0	2	2	3	27	7	1	5	.281
Jun 05	VCU	39	16	14	15	3	0	3	26	8	0	1	0	2	0	0	1	6	27	7	0	9	.283
Jun 07	CAMPBELL	36	6	10	4	2	0	2	18	5	1	1	0	0	0	0	1	5	27	7	0	8	.283
Jun 12	NOTRE DAME	35	9	10	8	2	0	3	21	2	1	0	0	0	0	0	2	6	27	10	1	4	.283
Jun 13	NOTRE DAME	29	1	5	1	0	1	0	7	4	0	0	1	0	0	1	1	7	24	8	2	6	.281
Jun 14	NOTRE DAME	35	11	12	11	4	0	2	22	6	1	3	0	0	1	1	0	4	27	11	1	8	.282
Jun 20	vs Texas	30	2	5	2	0	1	0	7	2	0	1	2	0	0	1	0	12	27	3	0	4	.280
Jun 22	vs Virginia	33	6	6	6	1	0	2	13	5	0	0	0	2	0	0	0	9	27	10	0	7	.279
Jun 25	vs Texas	34	5	6	5	1	0	0	7	8	0	1	0	0	0	0	1	9	27	8	0	10	.277
Jun 26	vs Texas	33	4	11	3	3	0	0	14	2	0	1	0	1	0	0	3	7	27	5	0	7	.278
Totals		2204	452	613	415	117	13	72	972	288	8	71	18	70	13	32	49	423	1733	489	60	498	.278



Team Game-by-Game (Pitching)

Date	Opponent	ip	h	r	er	bb	so	2b	3b	hr	wp	bk	hbp	dp	ibb	score	w-l	sv	era
Feb 20	vs Texas	9.0	9	3	3	1	18	2	0	1	0	0	0	0	0	8-3	1-0	0	3.00
Feb 21	vs TCU	9.0	4	3	2	7	8	2	0	0	3	0	0	1	0	2-3	1-1	0	2.50
Feb 22	vs Texas Tech	9.0	6	5	5	10	15	1	0	0	2	0	4	1	0	11-5	2-1	0	3.33
Feb 24	JACKSON STATE	9.0	2	3	2	1	7	0	0	0	4	0	1	0	0	7-3	3-1	0	3.00
Feb 26	TULANE	9.0	8	7	2	5	14	1	0	1	2	0	2	0	0	3-7	3-2	0	2.80
Feb 27	TULANE	9.0	10	5	5	5	15	1	0	1	0	0	2	0	0	9-5	4-2	0	3.17
Feb 28	TULANE	9.0	12	4	4	2	14	1	1	3	1	0	0	2	1	5-4	5-2	0	3.29
Mar 03	vs Southern Miss	9.0	3	1	1	3	20	1	0	0	1	0	0	0	0	4-1	6-2	1	3.00
Mar 05	KENT STATE	9.0	4	3	2	4	15	0	0	1	1	0	0	1	0	8-3	7-2	1	2.89
Mar 06	KENT STATE	9.0	13	9	8	6	11	2	0	1	1	0	1	2	0	5-9	7-3	1	3.40
Mar 07	KENT STATE	9.0	0	0	0	2	13	0	0	0	0	0	0	0	0	13-0	8-3	1	3.09
Mar 09	GRAMBLING	9.0	2	0	0	2	13	1	0	0	0	0	0	0	0	10-0	9-3	1	2.83
Mar 10	LOUISIANA	9.0	7	0	0	1	17	2	0	0	1	1	0	1	0	4-0	10-3	1	2.62
Mar 12	EASTERN MICHIGAN	9.0	3	0	0	1	18	0	0	0	1	0	0	0	0	14-0	11-3	1	2.43
Mar 13	EASTERN MICHIGAN	9.0	2	1	1	1	8	0	0	1	0	0	2	1	0	4-1	12-3	1	2.33
Mar 14	EASTERN MICHIGAN	9.0	4	1	1	2	13	1	0	1	0	0	1	0	0	4-1	13-3	2	2.25
Mar 16	SAMFORD	9.0	7	2	2	2	9	4	0	0	4	0	0	1	0	10-2	14-3	2	2.24
*Mar 19	at LSU	9.0	4	1	1	2	12	1	0	0	0	0	0	1	0	6-1	15-3	3	2.17
*Mar 20	at LSU	9.0	5	0	0	3	10	0	0	0	1	0	0	1	0	3-0	16-3	4	2.05
*Mar 21	at LSU	8.0	7	8	8	6	9	3	0	2	3	0	1	2	0	3-8	16-4	4	2.36
Mar 24	NORTH ALABAMA	9.0	6	1	1	4	15	1	0	0	2	0	1	0	0	18-1	17-4	4	2.30
*Mar 26	ARKANSAS	9.0	10	8	7	5	13	0	0	4	2	0	0	1	0	2-8	17-5	4	2.51
*Mar 27	ARKANSAS	9.0	13	11	10	4	16	2	0	4	0	0	1	0	0	5-11	17-6	4	2.84
*Mar 28	ARKANSAS	9.0	7	6	6	6	13	1	1	1	2	0	0	0	0	4-6	17-7	4	2.97
*Apr 01	KENTUCKY	9.0	5	1	0	3	15	1	0	0	2	0	0	0	0	8-1	18-7	4	2.85
*Apr 02	KENTUCKY	9.0	5	2	2	2	12	1	0	1	1	0	0	1	1	3-2	19-7	4	2.82
*Apr 03	KENTUCKY	9.0	6	3	3	5	12	2	0	0	1	0	0	2	1	4-3	20-7	5	2.83
Apr 06	SOUTHERN	9.0	7	1	1	5	17	0	0	0	4	1	1	0	0	15-1	21-7	5	2.76
*Apr 09	at Auburn	9.0	7	5	4	4	12	0	0	2	0	0	1	0	0	6-5	22-7	6	2.80
*Apr 10	at Auburn	9.0	7	2	2	0	10	1	0	1	0	0	0	1	0	7-2	23-7	6	2.78
*Apr 11	at Auburn	9.0	11	10	10	8	12	2	0	3	3	1	0	1	0	19-10	24-7	6	3.01
Apr 13	ARKANSAS STATE	9.0	11	10	10	6	15	2	0	2	1	0	3	0	0	18-10	25-7	6	3.23
*Apr 16	OLE MISS	9.0	6	2	2	3	12	1	0	1	0	0	0	3	0	5-2	26-7	7	3.19
*Apr 17	OLE MISS	9.0	17	9	9	3	10	4	1	1	2	0	1	1	0	0-9	26-8	7	3.36
*Apr 18	OLE MISS	9.0	6	5	4	6	10	2	0	2	0	0	1	1	0	7-5	27-8	8	3.38
Apr 20	UAB	9.0	7	7	6	4	11	1	0	1	2	0	3	0	0	19-7	28-8	8	3.46
*Apr 23	at Vanderbilt	8.0	8	6	6	5	10	1	0	0	0	0	0	0	0	2-6	28-9	8	3.53
*Apr 24	at Vanderbilt	9.0	5	4	4	5	16	0	0	0	1	0	1	2	0	7-4	29-9	8	3.55
*Apr 25	at Vanderbilt	8.0	7	7	6	4	13	0	1	1	1	0	0	0	0	4-7	29-10	8	3.62
*Apr 30	TEXAS A&M	12.0	12	7	5	3	18	2	0	2	2	0	1	0	0	8-7	30-10	8	3.62
*May 01	TEXAS A&M	9.0	7	2	2	4	10	1	0	1	0	0	1	3	0	3-2	31-10	9	3.59
*May 01	TEXAS A&M	9.0	11	5	5	8	9	0	0	0	2	1	0	2	0	10-5	32-10	10	3.62
May 05	at The Citadel	9.0	5	2	2	1	13	0	1	1	1	1	1	2	0	10-2	33-10	10	3.58
*May 07	at South Carolina	9.0	3	0	0	4	8	0	0	0	0	0	0	0	0	9-0	34-10	10	3.50
*May 08	at South Carolina	9.0	8	6	3	1	16	0	0	3	1	0	0	0	0	9-6	35-10	11	3.49
*May 09	at South Carolina	10.1	10	4	4	8	12	2	0	1	1	0	3	1	1	3-4	35-11	11	3.49
*May 13	MISSOURI	9.0	8	4	3	3	14	1	0	0	2	0	0	0	0	5-4	36-11	12	3.48
*May 14	MISSOURI	9.0	13	7	6	4	12	1	0	0	1	1	1	1	0	6-7	36-12	12	3.53
*May 15	MISSOURI	9.0	15	16	11	8	9	2	0	4	2	0	2	0	2	8-16	36-13	12	3.68
May 18	JACKSONVILLE STATE	5.0	2	1	1	4	7	1	0	0	0	0	2	0	0	6-1	37-13	12	3.66
*May 20	at Alabama	9.0	6	2	2	2	15	0	0	1	0	0	0	1	0	4-2	38-13	13	3.63
*May 21	at Alabama	9.0	3	0	0	2	13	1	0	0	0	0	0	0	0	7-0	39-13	13	3.56
*May 22	at Alabama	9.0	5	3	3	6	2	0	0	0	1	0	0	1	0	7-3	40-13	13	3.55
May 26	vs Florida	7.0	18	13	11	5	3	3	0	1	1	0	0	0	0	1-13	40-14	13	3.70
May 27	vs Tennessee	7.1	15	12	12	3	9	2	0	2	0	0	1	0	0	2-12	40-15	13	3.87
Jun 04	SAMFORD	9.0	7	4	3	2	10	2	0	3	1	0	1	1	0	8-4	41-15	13	3.85
Jun 05	VCU	9.0	8	4	4	4	17	1	0	2	3	0	0	1	0	16-4	42-15	13	3.85
Jun 07	CAMPBELL	9.0	7	5	5	5	15	1	0	1	0	0	1	0	0	6-5	43-15	14	3.87
Jun 12	NOTRE DAME	9.0	12	8	7	3	10	4	0	2	0	0	2	2	1	9-8	44-15	15	3.93
Jun 13	NOTRE DAME	8.0	8	9	8	3	9	0	1	2	0	0	1	0	1	1-9	44-16	15	4.00
Jun 14	NOTRE DAME	9.0	10	7	7	4	10	2	0	2	0	0	0	1	0	11-7	45-16	15	4.05
Jun 20	vs Texas	9.0	4	1	1	1	21	0	0	1	0	0	1	0	0	2-1	46-16	16	4.00
Jun 22	vs Virginia	9.0	12	5	5	4	6	2	0	1	1	0	1	1	0	6-5	47-16	17	4.02
Jun 25	vs Texas	9.0	8	8	8	11	9	1	0	2	0	0	0	0	0	5-8	47-17	17	4.08
Jun 26	vs Texas	9.0	4	3	3	2	11	2	0	1	1	0	1	0	0	4-3	48-17	17	4.07
Totals		577.2	484	294	261	253	791	76	6	69	69	6	47	44	8	452-294	48-17	17	4.07

Non-Starter Statistics

Player	avg	gp-gs	ab	r	h	2b	3b	hr	rbi	tb	slg%	bb	hp	so	gdp	ob%	sf	sh	sb-att	po	a	e	fld%
3 Dubrule, Scotty	.500	6-0	6	2	3	0	0	0	3	3	.500	1	0	0	0	.571	0	0	0-0	2	3	0	1.000
25 McDonald, Kyte	.429	11-0	14	4	6	3	0	1	6	12	.857	1	0	2	0	.467	0	0	0-0	0	0	0	.000
33 Cumbest, Brad	.375	16-0	16	4	6	1	0	1	2	10	.625	2	2	3	0	.500	0	0	0-0	8	0	0	1.000
36 Skinner, Brayland	.357	27-0	14	3	5	1	0	0	1	6	.429	1	1	4	0	.438	0	0	2-2	6	0	0	1.000
9 Jordan, Landon	.333	3-0	3	0	1	0	0	0	2	1	.333	2	0	0	0	.600	0	0	0-0	1	0	0	1.000
31 Leggett, Tanner	.286	22-0	21	7	6	0	0	1	4	9	.429	5	0	4	0	.423	0	0	1-2	5	5	1	.909
11 Clark, Kellum	.286	7-0	7	3	2	0	0	1	4	5	.714	1	1	4	0	.444	0	0	0-0	3	0	0	1.000
12 Meche, Davis	.250	10-0	12	4	3	1	0	0	1	4	.333	2	1	4	0	.400	0	0	0-0	2	7	0	1.000
50 Pimentel, Brandon	.250	9-0	12	3	3	0	0	1	6	6	.500	3	0	6	1	.400	0	0	0-0	19	2	0	1.000
8 McGowan, Drew	.200	16-0	15	6	3	2	0	0	4	5	.333	5	1	1	1	.409	1	0	1-2	3	1	0	1.000
10 Hatcher, Josh	.200	17-0	10	1	2	0	0	0	0	2	.200	0	0	1	1	.200	0	0	0-1	21	8	0	1.000
44 Garner, Kace	.154	11-0	13	4	2	1	0	0	3	3	.231	3	0	3	0	.313	0	0	0-0	19	0	0	1.000
19 Tanner, Logan	.000	1-0	1	0	0	0	0	0	0	0	.000	0	0	0	0	.000	0	0	0-0	0	0	0	.000
43 Forsythe, Lane	.000	1-0	0	0	0	0	0	0	0	0	.000	0	0	0	0	.000	0	0	0-0	0	0	0	.000
Totals	.292	65	144	41	42	9	0	5	36	66	.458	26	6	32	3	.418	1	0	4-7	107	55	5	.970
Opponents	.200	65	125	15	25	8	0	4	21	45	.360	15	3	56	1	.297	2	1	0-1	71	50	10	.924

(All games Sorted by Earned run avg)

Player	era	w-l	app	gs	cg	sho	sv	ip	h	r	er	bb	so	2b	3b	hr	b/avg	wp	hp	bk	sfa	sha
38 Alford, Kole	0.00	0-0	1	0	0	0/0	0	0.1	1	0	0	1	1	0	0	0	.500	0	0	0	0	0
51 Carmouche, Dylan	1.23	1-0	9	0	0	0/1	0	7.1	6	2	1	3	11	1	0	0	.222	1	1	0	1	0
23 Sims, Landon	1.52	5-0	24	0	0	0/3	12	53.1	28	9	9	14	96	6	0	2	.151	3	1	0	0	2
37 Cerantola, Eric	1.59	0-0	6	0	0	0/0	0	5.2	3	1	1	2	11	0	1	0	.150	2	0	0	0	0
27 Frstoe, Jackson	1.80	0-1	2	0	0	0/0	0	5.0	3	1	1	2	7	1	0	1	.176	0	0	0	0	0
18 Patrick, Chase	1.98	0-0	18	0	0	0/0	0	13.2	13	4	3	6	9	1	0	2	.277	4	1	0	0	1
32 Stinnett, Parker	2.70	0-0	16	0	0	0/2	1	16.2	8	5	5	12	27	2	0	1	.140	7	3	1	0	0
48 Harding, Houston	2.93	5-0	13	0	0	0/0	0	30.2	24	11	10	10	31	1	0	4	.216	1	1	0	0	1
7 Smith, Brandon	3.24	3-3	18	0	0	0/2	1	33.1	28	17	12	10	37	5	1	4	.219	4	1	0	0	3
29 Koestler, Carlisle	3.38	2-0	9	0	0	0/0	0	16.0	14	6	6	6	20	3	0	1	.233	2	3	0	1	1
15 Smith, Cade	3.60	2-0	8	0	0	0/0	0	10.0	5	5	4	9	15	1	0	1	.135	0	1	0	0	0
24 Bednar, Will	3.86	0-0	3	0	0	0/0	0	7.0	6	3	3	1	13	1	0	0	.231	0	1	0	0	0
35 Johnson, Preston	4.18	3-0	21	0	0	0/3	0	28.0	23	15	13	12	43	3	0	3	.228	0	4	0	1	1
17 Simmons, Stone	4.81	1-1	19	0	0	0/0	2	24.1	22	15	13	8	29	4	0	1	.234	2	1	0	0	1
2 Hunt, KC	4.85	0-0	13	0	0	0/2	0	13.0	14	9	7	7	14	2	0	1	.280	8	2	0	1	0
14 Self, Riley	5.40	0-0	7	0	0	0/2	0	5.0	9	4	3	4	7	1	0	0	.375	0	0	0	0	0
40 Forrester, Jaxen	6.00	0-0	3	0	0	0/1	0	3.0	2	2	2	2	1	1	0	0	.200	2	0	0	1	0
26 Lovett, Xavier	6.75	0-0	6	0	0	0/1	0	4.0	3	4	3	2	1	2	0	0	.188	1	1	0	0	0
45 Tullar, Cam	6.86	0-0	23	0	0	0/1	1	19.2	23	15	15	11	25	5	0	1	.291	2	1	0	2	1
39 Tepper, Mikey	7.00	0-0	9	0	0	0/1	0	9.0	7	8	7	8	11	2	0	1	.194	5	0	2	0	0
55 Price, Spencer	7.36	1-0	9	0	0	0/1	0	7.1	5	6	6	5	13	0	0	2	.179	2	1	0	0	0
47 Talley, Drew	9.00	0-0	4	0	0	0/1	0	3.0	5	4	3	1	7	2	0	0	.357	0	0	0	0	0
13 Rokose, Davis	10.80	0-0	4	0	0	0/0	0	3.1	2	4	4	4	6	0	0	1	.167	0	1	0	0	0
Totals	3.70	23-5	65	0	0	7/7	17	318.2	254	150	131	140	435	44	2	26	.215	46	24	3	7	11
Opponents	7.68	7-13	65	0	0	1/0	6	250.2	296	244	214	162	206	59	2	40	.289	45	37	3	11	6

National Rankings (as of June 24, 2021)

Hitting	NCAA	SEC	Total	Hitting	Name	NCAA	SEC	Total	Pitching	Name	NCAA	SEC	Total
Base on Balls	14	4	288	Base on Balls	Luke Hancock	30	4	44	Complete Games	--			
Batting Average	90	6	.278		Scott Dubrule	105	16	35	Earned Run Average	Will Bednar	168	8	3.34
Doubles	19	3	117		Logan Tanner	105	16	35	Games Started	Christian MacLeod	2	2	18
Doubles Per Game	90	4	1.8	Batting Average	Tanner Allen	45	1	.382		Will Bednar	40	10	15
Hit by Pitch	54	4	70	Doubles	Rowdey Jordan	13	1	21	Hit Batters	--			
Hits	7	4	613		Tanner Allen	66	3	17	Hits Allowed Per Nine Innings	--			
Home Runs	29	8	72	Hit by Pitch	Rowdey Jordan	30	4	17	Pitching Appearances	Landon Sims	116	14	24
Home Runs Per Game	68	12	1.11		Tanner Allen	63	5	14	Saves	Landon Sims	7	2	12
On Base Percentage	90	5	.374	Hits	Tanner Allen	4	1	95		Stone Simmons	322	19	2
Runs	11	4	452		Rowdey Jordan	22	7	83		Parker Stinnett	523	37	1
Sacrifice Bunts	215	10	13	Home Runs	Logan Tanner	76	15	14		Brandon Smith	523	37	1
Sacrifice Flies	26	4	30	On Base Percentage	Tanner Allen	134	4	.452		Cameron Tullar	523	37	1
Scoring	40	5	7	Runs	Rowdey Jordan	5	2	72	Strikeout-to-Walk Ratio	Will Bednar	36	4	5.87
Slugging Percentage	79	9	.441		Tanner Allen	12	3	66	Strikeouts	Will Bednar	9	4	135
Stolen Bases	43	4	71	Runs Batted In	Luke Hancock	38	7	59		Christian MacLeod	30	8	113
Stolen Bases Per Game	108	4	1.09		Kamren James	38	7	59	Strikeouts Per Nine Innings	Landon Sims	74	13	96
Triples	66	4	13		Logan Tanner	132	21	49		Will Bednar	7	2	14.0
Triples Per Game	146	5	0.2	Sacrifice Bunts	--					Christian MacLeod	31	6	12.4
Pitching	NCAA	SEC	Total	Sacrifice Flies	Tanner Allen	69	9	5	Victories	Will Bednar	51	8	8
Earned Run Average	43	6	4.07		Luke Hancock	69	9	5		Houston Harding	86	10	7
Hit Batters	199	9	47		Kamren James	69	9	5	WHIP	Will Bednar	93	9	1.1
Hits Allowed Per Nine Innings	11	5	7.54	Slugging Percentage	Tanner Allen	96	7	.622	Walks Allowed Per Nine Innings	--			
Shutouts	10	2	7		Rowdey Jordan	218	13	.561					
Strikeout-to-Walk Ratio	12	4	3.13	Stolen Bases	Kamren James	53	3	19					
Strikeouts Per Nine Innings	1	1	12.3	Total Bases	Tanner Allen	8	2	155					
WHIP	21	5	1.28		Rowdey Jordan	25	6	142					
Walks Allowed Per Nine Innings	99	11	3.94		Logan Tanner	123	22	119					
Fielding	NCAA	SEC	Total	Toughest to Strike Out	Luke Hancock	9	1	14					
Fielding Percentage	65	10	0.974		Scott Dubrule	136	5	8.1					
Double Plays	31	5	44	Triples	Tanner Allen	9	1	5					
Double Plays Per Game	118	5	0.68		Rowdey Jordan	28	4	4					



NCAA Tournament Statistics

Record: 8-2 Home: 5-1 Away: 0-0 Neutral: 3-1 SEC: 0-0

Player	avg	gp-gs	ab	r	h	2b	3b	hr	rbi	tb	slg%	bb	hp	so	gdp	ob%	sf	sh	sb-att	po	a	e	fld%
4 Jordan, Rowdey	.391	10-10	46	15	18	6	1	1	5	29	.630	1	1	6	0	.417	0	0	2-2	19	0	0	1.000
5 Allen, Tanner	.368	10-10	38	11	14	3	0	3	12	26	.684	5	1	5	1	.435	2	0	2-2	21	0	1	.955
6 James, Kamren	.308	10-10	39	11	12	2	0	2	11	20	.513	6	1	11	0	.413	0	0	4-6	7	14	1	.955
33 Cumbest, Brad	.289	10-10	38	7	11	4	1	1	6	20	.526	1	2	9	1	.341	0	0	0-0	9	1	0	1.000
11 Clark, Kellum	.242	10-10	33	7	8	3	0	2	6	17	.515	5	1	12	0	.359	0	0	0-0	0	0	0	.000
19 Tanner, Logan	.237	10-10	38	7	9	2	0	3	9	20	.526	5	0	9	5	.318	1	0	0-0	121	6	1	.992
3 Dubrule, Scotty	.212	10-10	33	2	7	0	0	0	5	7	.212	8	0	3	3	.357	1	1	1-2	21	20	0	1.000
20 Hancock, Luke	.194	10-10	36	4	7	0	0	0	7	7	.194	8	1	3	0	.356	0	0	0-0	50	3	0	1.000

31 Leggett, Tanner	.500	3-0	2	1	1	0	0	0	1	1	.500	1	0	0	0	.667	0	0	0-0	0	1	0	1.000
10 Hatcher, Josh	.250	8-0	4	1	1	0	0	0	0	1	.250	0	0	1	0	.250	0	0	0-0	7	2	0	1.000
43 Forsythe, Lane	.069	10-10	29	1	2	0	0	0	1	2	.069	3	0	9	1	.152	1	0	0-0	7	22	0	1.000
36 Skinner, Brayland	.000	7-0	0	1	0	0	0	0	0	0	.000	0	0	0	0	.000	0	0	1-1	2	0	0	1.000
Totals	.268	10	336	68	90	20	2	12	63	150	.446	43	7	68	11	.358	5	1	10-13	267	76	5	.986
Opponents	.242	10	330	54	80	15	1	17	53	148	.448	39	8	118	6	.335	2	9	6-7	256	108	15	.960

LOB - Team (68), Opp (67). DPs turned - Team (6), Opp (12). IBB - Team (3), Allen 2, Tanner 1, Opp (2).

(NCAA Postseason Sorted by Earned run avg)

Player	era	w-l	app	gs	cg	sho	sv	ip	h	r	er	bb	so	2b	3b	hr	b/avg	wp	hp	bk	sfa	sha
23 Sims, Landon	1.69	2-0	6	0	0	0/0	4	16.0	8	3	3	1	22	1	0	2	.148	1	1	0	0	1
24 Bednar, Will	3.63	2-0	4	4	0	0/0	0	22.1	18	10	9	6	34	5	0	4	.220	0	4	0	1	1
48 Harding, Houston	4.61	1-0	3	2	0	0/0	0	13.2	11	7	7	6	18	1	0	2	.220	0	0	0	1	1
28 MacLeod, Christian	10.50	1-1	3	3	0	0/0	0	12.0	15	15	14	7	19	2	0	3	.306	3	1	0	0	3

15 Smith, Cade	0.00	1-0	3	0	0	0/0	0	2.2	0	0	0	3	4	0	0	0	.000	0	0	0	0	0
35 Johnson, Preston	3.38	1-0	5	0	0	0/0	0	8.0	8	3	3	2	9	3	0	1	.267	0	1	0	0	1
7 Smith, Brandon	4.50	0-1	3	0	0	0/0	0	6.0	6	3	3	4	4	1	1	1	.286	1	0	0	0	2
18 Patrick, Chase	7.71	0-0	3	0	0	0/0	0	2.1	4	3	2	2	1	1	0	1	.444	0	0	0	0	0
32 Stinnett, Parker	7.71	0-0	3	0	0	0/0	0	2.1	3	2	2	3	4	0	0	1	.333	0	0	0	0	0
17 Simmons, Stone	13.50	0-0	3	0	0	0/0	0	2.2	5	4	4	2	3	1	0	1	.385	1	0	0	0	0
45 Tullar, Cam	13.50	0-0	2	0	0	0/0	0	0.2	1	1	1	1	0	0	0	0	.333	0	0	0	0	0
27 Fristoe, Jackson	81.00	0-0	1	1	0	0/0	0	0.1	1	3	3	2	0	0	0	1	.500	0	1	0	0	0
Totals	5.16	8-2	10	10	0	0/0	4	89.0	80	54	51	39	118	15	1	17	.242	6	8	0	2	9
Opponents	6.12	2-8	10	10	0	0/0	0	85.1	90	68	58	43	68	20	2	12	.268	9	7	0	5	1

PB - Team (2), Tanner 2. SBA/ATT - Tanner (6-7), Harding (4-4), Patrick (0-1), Stinnett (1-1), Bednar (1-1).

College World Series Statistics

Record: 3-1 Home: 0-0 Away: 0-0 Neutral: 3-1 SEC: 0-0

Player	avg	gp-gs	ab	r	h	2b	3b	hr	rbi	tb	slg%	bb	hp	so	gdp	ob%	sf	sh	sb-att	po	a	e	fld%
4 Jordan, Rowdey	.353	4-4	17	2	6	1	0	0	0	7	.412	0	1	1	0	.389	0	0	0-0	6	0	0	1.000
5 Allen, Tanner	.235	4-4	17	2	4	1	0	1	4	8	.471	0	1	3	1	.278	0	0	1-1	10	0	0	1.000
11 Clark, Kellum	.231	4-4	13	2	3	1	0	1	2	7	.538	1	1	8	0	.333	0	0	0-0	0	0	0	.000
20 Hancock, Luke	.214	4-4	14	2	3	0	0	0	0	3	.214	3	0	1	0	.353	0	0	0-0	17	2	0	1.000
19 Tanner, Logan	.200	4-4	15	1	3	1	0	0	2	4	.267	2	0	7	0	.294	0	0	0-0	48	3	0	1.000
33 Cumbest, Brad	.200	4-4	15	1	3	1	1	0	3	6	.400	0	0	5	0	.200	0	0	0-0	5	0	0	1.000
6 James, Kamren	.143	4-4	14	3	2	0	0	0	1	2	.143	4	0	6	0	.333	0	0	1-2	6	5	0	1.000

31 Leggett, Tanner	.500	3-0	2	1	1	0	0	0	1	1	.500	1	0	0	0	.667	0	0	0-0	0	1	0	1.000
10 Hatcher, Josh	.250	4-0	4	1	1	0	0	0	0	1	.250	0	0	1	0	.250	0	0	0-0	3	0	0	1.000
43 Forsythe, Lane	.111	4-4	9	0	1	0	0	0	0	1	.111	0	0	4	1	.111	0	0	0-0	3	6	0	1.000
3 Dubrule, Scotty	.100	4-4	10	1	1	0	0	0	3	1	.100	6	0	1	2	.412	1	0	0-1	9	5	0	1.000
36 Skinner, Brayland	.000	3-0	0	1	0	0	0	0	0	0	.000	0	0	0	0	.000	0	0	1-1	1	0	0	1.000
Totals	.215	4	130	17	28	5	1	2	16	41	.315	17	3	37	4	.318	1	0	3-5	108	26	0	1.000
Opponents	.226	4	124	17	28	5	0	5	17	48	.387	18	3	47	1	.336	1	8	3-4	106	43	3	.980

LOB - Team (28), Opp (29). DPs turned - Team (1), Opp (5).

(College World Series Only Sorted by Earned run avg)

Player	era	w-l	app	gs	cg	sho	sv	ip	h	r	er	bb	so	2b	3b	hr	b/avg	wp	hp	bk	sfa	sha
23 Sims, Landon	1.29	1-0	3	0	0	0/0	2	7.0	3	1	1	0	11	0	0	1	.130	1	1	0	0	1
24 Bednar, Will	2.19	1-0	2	2	0	0/0	0	12.1	5	3	3	3	22	2	0	1	.122	0	1	0	0	1
48 Harding, Houston	5.79	0-0	1	1	0	0/0	0	4.2	4	3	3	2	4	0	0	1	.250	0	0	0	1	1

15 Smith, Cade	0.00	1-0	2	0	0	0/0	0	1.2	0	0	0	3	3	0	0	0	.000	0	0	0	0	0
18 Patrick, Chase	0.00	0-0	2	0	0	0/0	0	1.0	1	0	0	1	0	0	0	0	.500	0	0	0	0	0
35 Johnson, Preston	2.45	0-0	2	0	0	0/0	0	3.2	4	1	1	1	5	1	0	0	.286	0	1	0	0	1
7 Smith, Brandon	5.40	0-1	1	0	0	0/0	0	1.2	0	1	1	2	1	0	0	0	.000	0	0	0	0	2
32 Stinnett, Parker	13.50	0-0	2	0	0	0/0	0	1.1	3	2	2	3	1	0	0	1	.500	0	0	0	0	0
45 Tullar, Cam	13.50	0-0	2	0	0	0/0	0	0.2	1	1	1	1	0	0	0	0	.333	0	0	0	0	0
17 Simmons, Stone	13.50	0-0	1	0	0	0/0	0	0.2	2	1	1	0	0	0	0	1	.500	0	0	0	0	0
28 MacLeod, Christian	27.00	0-0	1	1	0	0/0	0	1.1	5	4	4	2	0	2	0	0	.714	1	0	0	0	2
Totals	4.25	3-1	4	4	0	0/0	2	36.0	28	17	17	18	47	5	0	5	.226	2	3	0	1	8
Opponents	4.33	1-3	4	4	0	0/0	0	35.1	28	17	17	17	37	5	1	2	.215	0	3	0	1	0

PB - Team (2), Tanner 2. SBA/ATT - Tanner (3-4), Harding (2-2), Patrick (0-1), Stinnett (1-1).



Pen Production

Below is a listing of decisions (win or loss), holds and saves/blown saves from the Mississippi State bullpen in 2021.

NOTE: A hold occurs when a relief pitcher enters the game in a save situation and maintains the team's lead, while recording at least one out. In order for a pitcher to be credited with a hold one of two conditions must be met: 1) He enters with a lead of three runs or less and maintains that lead while recording at least one out. 2) He enters the game with the tying run on-deck, at the plate or on the bases, and records an out.

Opponent (Date)	Result	Pitcher	Line	Opponent (Date)	Result	Pitcher	Line	Opponent (Date)	Result	Pitcher	Line			
vs. Texas (2/20)	Win (1)	Sims, Landon	4.0 IP, 10 K	Southern (4/6)	Hold (1)	Smith, Cade	1.0 IP, 1 HBP, 2K	at Alabama (5/20)	Save (8)	Sims, Landon	2.0 IP, 1 H, 1 BB, 5K			
vs. Texas Tech (2/22)	Win (1)	Koestler, Carlisle	2.2 IP, 2 H, 1 R, 1 ER, 2 BB, 6 K	at Auburn (4/9)	Hold (1)	Tepper, Mikey	1.0 IP, 1 H, 1 BB, 3 K	at Alabama (5/22)	Win (4)	Harding, Houston	5.2 IP, 2 H, 2 BB			
	Hold (1)	Hunt, KC	1.0 IP, 1 H		Hold (3)	Hunt, KC	1.0 IP, 1 H, 1 BB, 2 K		Hold (6)	Johnson, Preston	0.1 IP			
Jackson State (2/24)	Hold (1)	Rokose, Davis	2.0 IP, 4 K		Blown Save (1)	Harding, Houston	0.1 IP, 1 H, 1 R	VCU (6/5)	Hold (3)	Smith, Brandon	2.1 IP, 3 H, 1 BB, 2 K			
		Tepper, Mikey	1.1 IP, 1 R, 1 BB, 1 K		Win (3)	Smith, Brandon	0.2 IP, 1 H, 2 K	Campbell (6/7)	Win (5)	Harding, Houston	5.0 IP, 3 H, 2 R, 2 ER, 2 BB, 10 K			
		Patrick, Chase	0.2 IP	Save (3)	Sims, Landon	2.0 IP, 4 K	Hold (7)		Johnson, Preston	0.2 IP, 1 H, 1 BB, 1 K				
		Hold (1)	Lovett, Xavier	1.0 IP				Save (9)	Sims, Landon	3.0 IP, 2 H, 4 K				
Tulane (2/27)	Win (1)	Simmons, Stone	1.0 IP, 1 H	at Auburn (4/11)	Win (1)	Harding, Houston	3.0 IP, 2 H, 1 R, 1 ER, 1 BB, 4 K	Notre Dame (6/12)	Win (3)	Johnson, Preston	2.2 IP, 2 H, 1 R, 1 ER, 2 K			
	Blown Save(1)	Price, Spencer	1.0, 2 H, 2 R, 2 ER, 2 K	Arkansas State (4/13)	Win (1)	Smith, Cade	2.0 IP, 1 BB, 5 K		Save (10)	Sims, Landon	2.0 IP, 3K			
vs. Southern Miss	Hold (1)	Johnson, Preston	2.0 IP, 1 H, 1 BB, 6 K	Ole Miss (4/16)	Hold (4)	Johnson, Preston	1.0 IP, 3 K	Notre Dame (6/13)	Win (4)	Sims, Landon	4.0 IP, 3 H, 2 R, 2 ER, 1 BB, 4 K			
		Tullar, Cam	1.0 IP, 2 K		Hold (1)	Stinnett, Parker	1.0 IP, 1 K		Texas (6/20)	Save (11)	Sims, Landon	3.0 IP, 3 H, 1 R, 1 ER, 6 K		
		Save (1)	Simmons, Stone		1.0 IP, 1 BB, 3 K	Win (1)	Johnson, Preston	2.0 IP, 1 BB, 4 K		Virginia (6/22)	Win (2)	Smith, Cade	1.0 IP, 1 BB, 1 K	
Kent State (3/5)	Win (1)	Smith, Brandon	4.1 IP, 5 K	Save (4)	Sims, Landon	2.0 IP, 1 H, 3 K	Ole Miss (4/18)	Win (2)	Harding, Houston	3.1 IP, 2 H, 3 R, 3 ER, 1 BB, 5 K				
Grambling (3/9)	Win (1)	Carmouche, Dylan	1.0 IP, 1 BB, 2 K	Ole Miss (4/18)	Hold (4)	Stinnett, Parker		1.0 IP, 1 H, 1 BB	Hold (1)	Simmons, Stone	0.2 IP, 2 H, 1 R, 1 ER			
		Self, Riley	1.0 IP, 1 H, 1 K		Hold (2)	Smith, Brandon		1.0 IP, 1 H, 1 R, 1 K		Save (12)	Sims, Landon	1.1 IP, 1 K		
		Hold (2)	Hunt, KC		1.0 IP, 1 K	Save (5)	Sims, Landon	1.0 IP, 1 K	Texas (6/26)	Win (5)	Sims, Landon	2.2 IP, 4 K		
Eastern Mich. (3/13)	Win (2)	Koestler, Carlisle	3.0 IP, 1 H, 2 K	at Vanderbilt (4/24)	Hold (5)	Johnson, Preston	1.1 IP, 2 R, 2 ER, 1 BB, 2 K							
Eastern Mich. (3/14)	Hold (1)	Bednar, Will	4.0 IP, 1 H, 7 K	Texas A&M (4/30)	Win (3)	Sims, Landon	3.0 IP, 1 BB, 7 K							
		Save (1)	Sims, Landon	1.0 IP, 3 K	Texas A&M-1 (5/1)	Hold (2)	Smith, Brandon	2.0 IP, 2 H, 1 R, 1 ER, 3 BB, 7 K						
Samford (3/16)	Win (2)	Smith, Brandon	1.2 IP, 1 K	Hold (3)	Tullar, Cam	0.2 IP, 1 K	Texas A&M-2 (5/1)	Win (3)	Harding, Houston	5.0 IP, 4 H, 2 BB, 4 K				
				Save (2)	Simmons, Stone	1.1 IP, 1 BB, 1 K					Save (1)	Tullar, Cam	1.2 IP, 2 K	
at LSU (3/19)	Win (2)	Smith, Brandon	3.0 IP, 1 H, 3 K	at South Carolina (5/8)	Save (6)	Sims, Landon	2.0 IP, 1 BB, 3 K							
at LSU (3/20)	Hold (2)	Johnson, Preston	2.0 IP, 2 BB, 1 K	at South Carolina (5/9)	Hold (3)	Stinnett, Parker	1.0 IP, 1 H, 1 BB							
at LSU (3/21)	Loss (1)	Fristoe, Jackson	4.0 IP, 3 H, 1 R, 1 ER, 2 BB, 6 K		Hold (3)	Simmons, Stone	1.2 IP, 1 BB, 4 K							
					Blown Save (1)	Johnson, Preston	0.1 IP, 2 H, 1 R, 1 ER, 1 K							
Arkansas (3/27)	Loss (1)	Smith, Brandon	1.0 IP, 4 H, 5 R, 5 ER, 2 BB, 2 K	Loss (2)	Smith, Brandon	2.0 IP, 3 H, 1 R, 1 ER, 3 K								
Kentucky (4/1)	Hold (1)	Harding, Houston	0.1 IP	Missouri (5/13)	Win (2)	Johnson, Preston	2.0 IP, 1 BB, 6 K							
Kentucky (4/2)	Win (2)	Sims, Landon	2.0 IP, 2 H, 2 K	Missouri (5/14)	Save (7)	Sims, Landon	2.0 IP, 4 K							
Kentucky (4/3)	Hold (3)	Johnson, Preston	2.0 IP, 2 H, 1 R, 1 ER, 2 K		Blown Save(1)	Stinnett, Parker	1.2 IP, 1 H, 1 R, 1 ER, 2 BB, 3 K							
Kentucky (4/3)	Hold (1)	Price, Spencer	0.1 IP	Loss (1)	Simmons, Stone	2.0 IP, 4 H, 1 R, 1 ER, 2 K								
		Tullar, Cam	0.2 IP, 1 K											
		Save (1)	Stinnett, Parker	1.0 IP, 1 BB, 1 K										

Individual Relief Breakdown (Statistics include only relief appearances)

Name	Win	Hold/Save	Loss/Blown Save	Name	Win	Hold/Save	Loss/Blown Save	Name	Win	Hold/Save	Loss/Blown Save
Bednar, Will	--	1/--	--/--	Lovett, Xavier	--	1/--	--/--	Smith, Brandon	3	3/1	2/--
Carmouche, Dylan	1	1/--	--/--	Patrick, Chase	--	1/--	--/--	Smith, Cade	2	1/--	--/--
Fristoe, Jackson	--	--/--	1/--	Price, Spencer	1	1/--	--/1	Stinnett, Parker	--	3/1	--/1
Harding, Houston	5	1/--	--/1	Rokose, Davis	--	1/--	--/--	Tepper, Mikey	--	2/--	--/--
Hunt, KC	--	3/--	--/--	Self, Riley	--	1/--	--/--	Tullar, Cam	--	3/1	--/--
Johnson, Preston	3	7/--	--/1	Simmons, Stone	1	1/3	1/--				
Koestler, Carlisle	2	--/--	--/--	Sims, Landon	5	--/12	--/--				



Dudy Noble Field

Biography

The largest on-campus facility in college baseball, Dudy Noble Field hosted its 55th season of Mississippi State baseball at the current site in 2021. With over 1,600 games played at the venue, the Diamond Dawgs own a .730 winning percentage at the facility, which recently received a \$68-million upgrade.

The field is named in honor of longtime MSU baseball coach, athletics director and ABCA Hall of Famer Clarke Randolph "Dudy" Noble. On April 27, 1998 the facility was renamed Dudy Noble Field, Polk-DeMent Stadium, honoring another ABCA Hall of Famer, former Bulldog skipper Ron Polk, and the late Gordon DeMent, a successful businessman and longtime fan of the Diamond Dawgs from Indianola, Mississippi.

The Origin

From 1929 until 1964, Mississippi State hosted its baseball games at the original on-campus venue, Hardy Field, which was located several hundred yards to the south of the Bulldogs' home football venue, Davis Wade Stadium at Scott Field. The baseball field was closed following the 1964 season to make way for the construction of Dorman Hall and for the next two seasons the Diamond Dawgs played their home games at Redbird Park in Columbus, Mississippi, capturing SEC titles both seasons at their temporary home.

The tin-roofed grandstand and 2,000-seat bleachers from the original stadium were transported to the stadium's present site, which became playable for the 1967 campaign. Since that time, facility enhancements have followed at a steady pace to make the "Carnegie Hall of College Baseball" one of the finest all-around facilities on the road to Omaha. Among with numerous upgrades, the current site has seen two complete demolitions and reconstructions, the latest occurring during a three-year span (2017-19) and opening prior to the start of the 2019 campaign.

Leading the Attendance Boom

With a laundry list of legendary names on its all-time roster, it comes as no surprise that Mississippi State ranks among the nation's attendance leaders year in and year out. The Dudy Noble Field faithful have sold out the reserved seating allotment every season since 1987.

Along with routinely hosting some of the largest crowds in the SEC, 11 of the last 13 three-day Super Bulldog Weekend series have drawn more than 25,000 fans.

MSU eclipsed the 200,000 mark in paid attendance at Dudy Noble Field for six-straight seasons between 2012-17, marking the first such occurrence in the program's history. In 2013, the Diamond Dawgs' five-millionth fan walked through the turnstiles at Dudy Noble Field. Since home attendance figures were charted starting in 1976, the "Carnegie Hall of College Baseball" has seen 6,955,666 fans rush through the gates.

In 21 of the last 22 seasons, Mississippi State has averaged 6,000 fans per game, including a record average of 8,899 during the 2019 campaign. Overall, State has eclipsed the 200,000-fan mark 13 times since 2002, with a school-record 373,784 viewing the 2019 home schedule.

Of the top 25 all-time college baseball on-campus attendances, Dudy Noble Field finds itself on the list 20 times, most notably owning the all-time on-campus attendance record of 15,586 on April 12, 2014. The Bulldogs own 18 of the top 19 marks in NCAA on-campus history and is the only NCAA baseball program to boast on-campus attendances of 14,000 or more. The seven largest NCAA postseason crowds have all assembled in Starkville, Mississippi, as well.

From June 12-14, 2021, the Bulldog faithful flooded the gates at Dudy Noble Field to the tune of 40,140 fans for a three-game Super Regional series with Notre Dame. The over 40,000 fans on the weekend set an NCAA on-campus attendance record for a three-game series, with the previous record sitting at 39,181 from MSU's 2014 regular season series versus Ole Miss.

Dudy Noble Field has ushered in crowds of 10,000 or better 68 times, including an NCAA Super Regional-record crowd of 14,385 against Notre Dame in the opening game of the 2021 event. In 2019, the first season of the "New Dude," the Diamond Dawgs garnered crowds of 10,000-plus a school-record 10 times.

Mississippi State has hosted 27 postseason events at the facility, including three NCAA District III Tournaments (1973-75), five SEC tournaments (1979, 81, 83, 88 & 95), 15 NCAA Regionals (1979, 84-85, 87-89, 90, 92, 97, 2000, 03, 13, 16, 19 & 21) and four NCAA Super Regionals (2007, 16, 19 & 21).

The Left Field Lounge

The aura of Mississippi State baseball at Dudy Noble Field is certainly not confined to the loyal legions in the impressive grandstand, pro-style luxury sky suites or luxurious Left Field Lofts.

In fact, some of the more highly-prized seats at Bulldog baseball games are found beyond the outfield fence in the Left Field Lounge™. Waiting lists greet those seeking to purchase one of the 96 outfield lounges in the iconic two-level outfield tailgate.

Once a colorful assortment of pickup trucks, motor homes, and trailers — most equipped with grills — lined the outfield fence, completing a circle of humanity at Dudy Noble Field. Now, the permanent lounge spaces are connected to the concourse, allowing everyone to stroll through and experience the iconic lounge culture.

What began in the late 1960s as a popular gathering spot for baseball-loving MSU supporters now forms college baseball's largest tailgate party.

The "New Dude"

The second demolition at the current site occurred following the 2017 season and the \$68 million facility opened its gates for the 2019 campaign. Architect Wier Boerner Allin, along with consultants Populous and famed stadium architect/State alum Janet Marie Smith designed the project, while construction manager ICM and general contractor JESCO Construction, Inc. oversaw the construction.

Covering 12 acres of land on the Mississippi State University campus, the 230,000 square foot facility carries on Dudy Noble Field's legacy as the "Carnegie Hall of College Baseball." Installation of the second largest scoreboard in college baseball, measuring 43 feet wide by 60 feet high, started the project in 2017. The board, which was the largest in college baseball upon installation, is larger than boards owned by three Major League Baseball teams. The addition of 96 permanent Left Field Lounge rigs encircling the outfield followed during the fall of 2018.

The concourse and lower-level grandstands were in place for the 2018 season, with the Diamond Suites, upper-deck reserved seating area and three unique club areas — Farm Bureau Triple Crown Club, Charlie and Dana Stephenson Omaha Club and The Rooftop Club — were completed prior to the 2019 campaign. The newest version of Dudy Noble Field also features increased restroom facilities and concession points of sale.

The player spaces also received an upgrade, expanding to cover 18,000 square feet underneath the facility. The fully-equipped Bruce and Julie Martin Locker Room includes an embedded equipment room, houses 40 wooden lockers and features an oversized, dimensional halo-lit '85 Script Mississippi State sign suspended overhead in the middle of the room.

The more spacious locker room includes an attached training room with whirlpool and fully-functional fueling station. The Mitch Moreland Hitting Tunnel, which is equipped with HitTrax, and Turner & Gloria Wingo Team Lounge are easily accessed from the home dugout, with the eye-popping player entrance and Hassell H. Franklin Omaha Room greeting players as they enter the facility. The Pat McMahon Pitching Lab is also housed under the stadium, featuring arm care and conditioning equipment, one oversized turfed mound with three pitching rubbers and state of the art video equipment.

Updated: June 17, 2021

Top-25 Crowds

	Attendance	Opponent	Date
1.	15,586 *	Ole Miss	April 12, 2014
2.	15,078	Texas A&M	April 16, 2016
3.	14,991	Florida	April 22, 1989
4.	14,562	Auburn	April 20, 2013
5.	14,385 ^	Notre Dame	June 12, 2021
6.	14,378	LSU	April 16, 1988
7.	13,971 ^	Notre Dame	June 13, 2021
8.	13,761	Arkansas	April 25, 1992
9.	13,715 ^	Clemson	June 9, 2007
10.	13,691	Kentucky	April 8, 2017
11.	13,617	Georgia	April 8, 2006
12.	13,452 ^	Arizona	June 11, 2016
13.	13,338	Ole Miss	April 17, 2021
14.	13,224	Ole Miss	April 11, 2014
15.	13,132 ^	Stanford	June 8, 2019
16.	13,123	Ole Miss	April 15, 2000
17.	13,004	Florida	April 18, 2015
18.	12,913 ^	Arizona	June 10, 2016
19.	12,708	Auburn	April 24, 1993
20.	12,620 ^	Clemson	June 8, 2007
21.	12,360	Georgia	April 6, 2002
22.	12,343	Auburn	March 23, 2019
23.	12,034	Oregon State	February 22, 2020
24.	11,784 ^	Notre Dame	June 14, 2021
25.	11,763	Auburn	April 12, 2003

* - NCAA on-campus attendance record

^ - NCAA Regional

- NCAA Super Regional

NOTE: Mississippi State owns 68 crowds of 10,000-plus in the history of the program. The top eight crowds in Dudy Noble Field history are also the top eight on-campus crowds in NCAA history.



Media Roster



2 | KC Hunt
RHP | L/R | So./Fr.
Wycoff, N.J.




3 | Scotty Dubrule
IF | L/R | Gr./Sr.
Venice, Fla.



4 | Rowdey Jordan
OF | S/R | Sr./Jr.
Auburn, Ala.




5 | Tanner Allen
OF | L/R | Sr./Jr.
Theodore, Ala.



6 | Kamren James
IF | R/R | So./Fr.
Southaven, Miss.



7 | Brandon Smith
RHP | R/R | Jr./So.
Richland, Miss.



8 | Drew McGowan
OF | L/R | So./Fr.
Hopkinsville, Ky.



10 | Josh Hatcher
IF/OF | L/L | Sr./Jr.
Albany, Ga.



11 | Kellum Clark
IF | L/R | Fr./Fr.
Brandon, Miss.



12 | Davis Meche
IF | L/R | Fr./Fr.
Lake Charles, La.



13 | Davis Rokose
LHP | L/L | So./Fr.
Johns Creek, Ga.



14 | Riley Self
RHP | R/R | Gr./Sr.
Coldwater, Miss.




15 | Cade Smith
RHP | L/R | Fr./Fr.
Southaven, Miss.



17 | Stone Simmons
RHP | R/R | So./Fr.
Houston, Texas



18 | Chase Patrick
RHP | R/R | Sr./Jr.
Ellaville, Ga.



19 | Logan Tanner
C | R/R | So./Fr.
Lucedale, Miss.



20 | Luke Hancock
C | L/R | Jr./So.
Houston, Miss.



23 | Landon Sims
RHP | R/R | So./Fr.
Cumming, Ga.



24 | Will Bednar
RHP | R/R | So./Fr.
Valencia, Pa.



25 | Kyte McDonald
OF | R/R | So./Fr.
San Antonio, Texas



26 | Xavier Lovett
RHP | R/R | So./Fr.
Houston, Texas



27 | Jackson Fristoe
RHP | R/R | Fr./Fr.
Paducah, Ky.



28 | Christian MacLeod
LHP | L/L | Jr./Fr.
Huntsville, Ala.



29 | Carlisle Koestler
RHP | R/R | Gr./Sr.
Vicksburg, Miss.



31 | Tanner Leggett
IF | R/R | Sr./Jr.
Raymond, Miss.



32 | Parker Stinnett
RHP | R/R | Jr./So.
Oxford, Miss.



33 | Brad Cumbest
OF | R/R | Jr./So.
Hurley, Miss.



35 | Preston Johnson
RHP | R/R | Jr./So.
Crystal Springs, Miss.



36 | Brayland Skinner
OF | L/L | Sr./So.
Lake Cormorant, Miss.



37 | Eric Cerantola
RHP | R/R | Jr./So.
Oakville, Ontario



39 | Mikey Tepper
RHP | L/R | Fr./Fr.
Fort Mill, S.C.



43 | Lane Forsythe
IF | R/R | Fr./Fr.
Humboldt, Tenn.



44 | Kace Garner
C | R/R | Jr./So.
Brandon, Miss.



45 | Cam Tullar
LHP | R/L | Jr./So.
Brighton, Mich./



47 | Drew Talley
RHP | R/R | Sr./Jr.
Huntsville, Ala.



48 | Houston Harding
LHP | L/L | Sr./Jr.
Walls, Miss.



50 | Brandon Pimentel
IF/OF | L/L | Jr./So.
El Paso, Texas



51 | Dylan Carmouche
LHP | S/L | Fr./Fr.
Denham Springs, La.