



MISSISSIPPI STATE BASEBALL

2021 NATIONAL CHAMPIONS

133 Seasons | 39 NCAA Tournament Appearances | 12 College World Series Appearances | 19 MLB First Round Draft Picks

2023 SCHEDULE & RESULTS

February		(6-3)	
	TV	TIME	
17	VMI	SECN+	W, 11-2
18	VMI	SECN+	L, 14-13
19	VMI	SECN+	W, 9-3
21	ULM	SECN+	L, 11-5
22	ULM	SECN+	W, 14-3
24	ARIZONA STATE	SECN+	L, 13-4
25	ARIZONA STATE	SECN+	W, 5-1
26	ARIZONA STATE	SECN+	W, 16-3
28	vs. Southern Miss (1)	SECN+	W, 10-9

March		(1-2)	
3	vs. Ohio State (3)	D1Baseball	L, 8-3
4	vs. Oklahoma (3)	D1Baseball	L, 15-9
5	vs. California (3)	D1Baseball	W, 8-4
7	VALPARAISO	SECN+	6 p.m.
10	LIPSCOMB	SECN+	6 p.m.
11	LIPSCOMB	SECN+	2 p.m.
12	LIPSCOMB	SECN+	1 p.m.
14	vs. Nicholls State (2)	--	6 p.m.
15	vs. Louisiana (2)	--	5 p.m.
17	at Kentucky *	SECN+	5:30 p.m.
18	at Kentucky *	SECN+	1 p.m.
19	at Kentucky *	SEC Network	11 a.m.
21	ARKANSAS STATE	SECN+	6 p.m.
24	VANDERBILT *	SECN+	6 p.m.
25	VANDERBILT *	SECN+	2 p.m.
26	VANDERBILT *	SECN+	1 p.m.
28	SAMFORD	SECN+	6 p.m.
30	SOUTH CAROLINA *	SEC Network	6 p.m.
31	SOUTH CAROLINA *	SECN+	6 p.m.

April		(0-0)	
1	SOUTH CAROLINA *	SECN+	2 p.m.
4	GRAMBLING	SECN+	6 p.m.
6	at Alabama *	SECN+	6 p.m.
7	at Alabama *	ESPNU	6 p.m.
8	at Alabama *	SECN+	5 p.m.
11	at UAB	--	6 p.m.
14	OLE MISS *	SECN+	6 p.m.
15	OLE MISS *	SEC Network	3 p.m.
16	OLE MISS *	SECN+	1 p.m.
18	SOUTHERN	SECN+	6 p.m.
21	at Auburn *	SECN+	6 p.m.
22	at Auburn *	SECN+	2 p.m.
23	at Auburn *	SECN+	1 p.m.
25	vs. Ole Miss (1)	--	6 p.m.
27	at Tennessee *	SEC Network	6 p.m.
28	at Tennessee *	SECN+	5:30 p.m.
29	at Tennessee *	ESPNU	1 p.m.

May		(0-0)	
5	ARKANSAS *	SECN+	6 p.m.
6	ARKANSAS *	ESPNU	6:30 p.m.
7	ARKANSAS *	SECN+	1 p.m.
9	MEMPHIS	SECN+	6 p.m.
12	at LSU *	SEC Network	7:30 p.m.
13	at LSU *	SECN+	6 p.m.
14	at LSU *	SECN+	1 p.m.
16	NORTH ALABAMA	SECN+	6 p.m.
18	TEXAS A&M *	SECN+	6 p.m.
19	TEXAS A&M *	SECN+	6 p.m.
20	TEXAS A&M *	SECN+	2 p.m.

All times central and subject to change

HOME GAMES IN BOLD CAPS | * - Southeastern Conference game

(1) - Trustmark Park; Pearl, Miss. | (2) - MGM Park; Biloxi, Miss. | (3) - Riders Field; Frisco, Texas

Baseball Contact: Travis Rae | Email: TRae@athletics.msstate.edu | Twitter: @HailStateBB



Mississippi State

Record (SEC): 7-5 (0-0)
H/A/N: 5-3 / 0-0 / 2-2
Streak: W1
Rankings: Baseball America - NR, CBN - NR
D1Baseball - NR, NCBWA - RV
Perfect Game - NR, USA Today - NR
Head Coach: Chris Lemonis
Record at MSU (Yrs.): 147-72 (5th)
Career Record (Yrs.): 288-163-2 (9th)
First Year of Baseball: 1885
Program Record: 2,788-1,633-29 (.630)

MARCH 7, 2023

Mississippi State vs. Valparaiso
Dudy Noble Field | Starkville, Miss.

Wednesday: 6:00 p.m. CT



Valparaiso

Record (MVC): 6-3 (0-0)
H/A/N: 0-0 / 6-3 / 0-0
Streak: L1
Rankings: Baseball America - NR, CBN - NR
D1Baseball - NR, NCBWA - NR
Perfect Game - NR, USA Today - NR
Head Coach: Brian Schmack (10th Yr.)
Record at Valpo (Yrs.): 174-270 (10th)
Career Record (Yrs.): 174-270 (10th)
First Year of Baseball: 1916
Program Record: 1,382-1,584-21 (.466)

The Rotation

Tuesday, March 7

MSU: Bradley Loftin, LHP, Fr. 0-1, 3.00 ERA, 13 SO
VALPO: Griffin McCluskey, RHP, Jr. 1-1, 5.54 ERA, 15 SO

GAMEDAY INFORMATION

Mississippi State vs. Valparaiso

Dudy Noble Field at Polk-Dement Stadium (Starkville, Miss.)

Tuesday

First Pitch: 6:02 p.m. CT
TV: --
Internet Stream: SECN+
Radio: MSU Radio Network
(96.1 FM locally)
hailst.at/audio
Audio Stream: hailst.at/audio

DAWG BITES

- Nate Dohm has been a quality arm for the Dawgs out of the pen this season. He has pitched 12.1 innings and has 12 strikeouts on the season and hasn't given up an earned run. Following the Frisco Classic, Dohm earned All-Tournament Team honors. Earlier this season, Dohm was named to the NCBWA Stopper of the Year Watch List.
- Junior Colton Ledbetter has shined in his first 12 games this season. Over the first 12 games of the season, Ledbetter has found aways to collect RBIs. He has 21 RBIs the second most in the SEC. Over his last five games, Ledbetter has collected nine RBIs, including three against Southern Miss.
- Amani Larry and Nate Dohm earned All-Tournament honors following the Frisco Classic this past week. Larry hit .400 over the three games the Dawgs appeared in. He had two extra base hits, with one being a home run. Larry drove in one run for the Dawgs and drew four walks. Dohm made one appearance on the weekend, which was the best of any pitcher at the Frisco Classic. On Sunday, Dohm went five innings out of the pen and only allowed one hit.
- The Dawgs have a handful of players starting to heat up at the plate this season. Over the last five games, MSU has five

players hitting .300 or better. Bryce Chance leads the team over this stretch going 6-for-14 (.429). Over the last five games, the Dawgs have hit eight doubles and eight home runs.

- Mississippi State is great at turning out major league talent, with 66 Diamond Dawgs reaching the highest level of the sport, but it is also great at keeping student-athletes on campus. The Dawgs returned one player, KC Hunt, who was drafted in the 12th round by the Pittsburgh Pirates in 2022.
- Head Coach Chris Lemonis is closing in on 150 wins as the Mississippi State head coach. He will become just the fifth coach in Mississippi State history to earn 150 wins. Lemonis currently has 147 wins at Mississippi State.
- Mississippi State has the BEST fans in collegiate baseball, which showed during the season's first two weeks. The Dawgs averaged the most fans on opening weekend and led the nation drawing 11,127 per game. Over the first eight home games of the season, the Dawgs are averaging 11,127 per game, the most in the NCAA.



PROGRAM QUICK FACTS

School Information

Location	Starkville, Mississippi
Founded	1878
Enrollment	23,086
President	Dr. Mark E. Keenum
Faculty Representative	Dr. Brent Fountain
Director of Athletics	Zac Selmon
Twitter	@ZacSelmon
Affiliation	NCAA Division I
Conference	Southeastern - Western Division
Nickname	Bulldogs
Colors	Maroon and White

Stadium

Name	Dudy Noble Field, Polk-DeMent Stadium
Capacity	15,000+
Field Dimensions	Left-330, Left Center-385, Center-400, Right Center-380, Right-305

2022 Team Information

Overall Record (SEC)	26-30 (9-21)
Home / Away / Neutral	18-14 / 7-12 / 1-4
Postseason	--
Lettermen Returning/Lost	14/19
Position Starters Returning/Lost	5/4
Pitchers Returning/Lost	7/11
Newcomers	27 (14 Freshmen, 13 Transfers)

Program Information

First Year of Baseball	1885 (133rd season)
First Year in SEC	1933 (Charter Member)
All-Time Record (Win %)	2,788-1,633-29 (.630)
All-Time SEC Record (Win %)	988-853-3 (.537)
SEC Championships (Last)	11 (2016)
SEC Tournament Championships (Last)	7 (2012)
NCAA Tournaments (Last)	39 (2021)
NCAA Super Regionals (Last)	10 (2021)
College World Series (Last)	12 (2021)
National Championship (Last)	1 (2021)

MEDIA INFORMATION

BASEBALL MEDIA PORTAL

Mississippi State has created an online portal for media members covering the Bulldogs' baseball program. To access the portal, visit hailst.at/BBMedia.

The Baseball Press Box Page of HailState.com will include links to media guides, quick facts, game notes, box scores, recaps, pool photography and team and staff headshots.

PRESS BOX SERVICES

A complete NCAA box score and pertinent game facts are available to members of the working media following each game. Seats will be assigned, and masks covering the nose and mouth may be required, consistent with current university policy. A pregame meal is served in the press box approximately one hour prior to each game.

The press box is equipped with high-speed internet and telephone access. It is also set up to accommodate television and team radio/video personnel.

RADIO BROADCASTS

Dudy Noble Field houses radio lines to support home and visitor radio broadcasts. For more information on the phone lines, please contact Travis Rae in the Communications office.

POSTGAME INTERVIEWS

Requested MSU players, along with head coach Chris Lemonis, will be available for a postgame media session in the Omaha Room approximately 20 minutes after home games. The Mississippi State locker room and team spaces are closed to the media.

MSU PLAYER/COACH AVAILABILITY

Players and coaches will be made available to the media upon request. Those wishing to set up an interview must contact Travis Rae via phone or email at least 48 hours prior to the desired interview time. On gameday, players and coaches are only available postgame.

In most cases, players will be available for a brief time before or after practices which are typically scheduled on weekday afternoons.

Media members are NOT permitted to contact student-athletes on their own at any time. This includes phone, email, text or through social media platforms. Student-athletes' contact information will not be given out.

PHOTOGRAPHERS / VIDEOGRAPHERS

A limited number of photographers and videographers will be permitted to shoot in the photo wells at each end of home and visiting dugouts. Those wishing to shoot a game must request access at least 24 hours before the game.

To access the SEC's media FTP, contact licensing@xosdigital.com.

CONTACT INFORMATION:

TRAVIS RAE
Baseball

Office	(715) 205-0324
Email	TRA@athletics.msstate.edu
Twitter	@TravisRae





2023 ROSTER

NUMERICAL

#	Name	Pos.	B/T	Ht.	Wt.	CL./Exp.	Hometown/High School (Previous School)
2	KC Hunt	RHP	L/R	6-3	200	Sr./Jr.	Wyckoff, N.J./Ramapo
3	David Mershon	INF	S/R	5-8	165	Fr./Fr.	Taylor, S.C./Eastside
4	Aaron Nixon	RHP	R/R	6-0	210	Jr./Jr.	McAllen, Texas/McAllen (Texas)
5	Aaron Downs	INF/OF	R/R	6-0	210	So./So.	Pella, Iowa/Heritage Academy
6	Logan Forsythe	RHP	R/R	6-0	190	Fr./Fr.	D'Iberville, Miss./D'Iberville
7	Connor Hujak	INF/OF	R/R	6-2	200	Jr./Jr.	Goffstown, N.H./Goffstown (VCU)
8	Amani Larry	INF	R/R	5-11	190	Jr./Jr.	Bossier City, La./Parkway (East Central CC/New Orleans)
9	Pico Kohn	LHP	L/L	6-4	200	So./So.	Verbena, Ala./Chilton County
10	Colton Ledbetter	OF	L/R	6-2	205	Jr./Jr.	Hoover, Ala./Spain Park (Samford)
11	Kellum Clark	OF	L/R	6-4	205	Jr./Jr.	Brandon, Miss./Brandon
12	Evan Siary	RHP	R/R	6-1	190	Fr./Fr.	Columbus, Miss./Starkville Academy
13	Nate Chester	INF	R/R	6-2	190	So./So.	Kansas City, Mo./Liberty North (John A. Logan CC)
14	Will Gibbs	RHP	R/R	6-0	180	Fr./Fr.	Flowood, Miss./Jackson Prep
15	Cade Smith	RHP	L/R	6-2	190	Jr./Jr.	Southaven, Miss./DeSoto Central
16	Cole Cheatham	LHP	L/L	6-3	185	So./So.	Ardmore, Ala./Ardmore
17	Stone Simmons	RHP	R/R	6-4	235	Sr./Jr.	Houston, Texas/The Kinkaid School (Furman)
19	Max Miller	LHP	L/L	6-1	205	Fr./Fr.	Vance, Miss./Vance
20	Luke Hancock	C/INF	L/R	5-11	195	Gr./Sr.	Houston, Miss./Houston
21	Colby Holcombe	RHP	R/R	6-6	250	So./So.	Florence, Ala./Central (Northeast Mississippi CC)
22	Ross Highfill	C	R/R	6-0	200	Fr./Fr.	Madison, Miss./Madison Central
24	State Alford	INF	R/R	6-3	220	So./So.	Madison, Ala./Bob Jones
25	Nate Dohm	RHP	R/R	6-4	210	So./So.	Zionsville, Ind./Zionsville (Ball State)
26	Tyson Hardin	RHP	R/R	6-2	185	So./So.	Dover, Fla./Strawberry Crest (Daytona State College)
27	Wil Hoyle	INF	S/R	5-10	170	Gr./Sr.	Durham, N.C./Jordan (Duke)
28	Bryce Hubbard	C	L/R	5-11	210	Fr./Fr.	Norcross, Ga./Wesleyan
29	Nate Williams	RHP	R/R	6-3	230	So./So.	Acworth, Ga./North Cobb (Florence Darlington CC)
30	Bradley Loftin	LHP	L/L	6-3	197	Fr./Fr.	Southaven, Miss./DeSoto Central
32	Parker Stinnett	RHP	R/R	6-2	190	Sr./Jr.	Oxford, Miss./Oxford (Northwest Mississippi CC)
33	Von Seibert	INF/OF	L/L	6-4	245	Sr./Jr.	Daphne, Ala./Daphne (Pearl River CC)
36	Landon Gartman	RHP	R/R	6-0	215	Sr./Jr.	Bogue Chitto, Miss./Enterprise (Pearl River CC/Memphis)
37	Hollis Porter	INF/OF	L/R	6-4	220	Fr./Fr.	Hurley, Miss./East Central
38	Bryce Chance	OF	R/R	5-10	180	So./Fr.	Ridgeland, Miss./Madison-Ridgeland Academy
39	Graham Yntema	LHP	L/L	6-4	230	So./So.	Lilburn, Ga./Parkview (Lawson State)
40	Ryan Williams	C	S/R	6-2	170	Fr./Fr.	Cypress, Texas/Bridgeland
42	Dakota Jordan	OF	R/R	6-0	220	Fr./Fr.	Canton, Miss./Jackson Academy
43	Lane Forsythe	INF	R/R	5-11	175	Jr./Jr.	Humboldt, Tenn./Trinity Christian Academy
44	Hunter Hines	INF/OF	L/R	6-3	209	So./So.	Madison, Miss./Madison Central
45	Tyler Davis	LHP	L/L	6-2	210	Jr./Jr.	Newport News, Va./Menchville (VCU)
48	Brooks Auger	RHP	R/R	6-5	205	Jr./Jr.	Farmerville, La./Cedar Creek (Hinds CC)
50	Jurrangelo Cijntje	BHP	S/S	5-11	170	Fr./Fr.	Pembroke Pines, Fla./Chapman Catholic
55	Brock Tapper	LHP	L/L	6-1	185	Fr./Fr.	Nesbit, Miss./DeSoto Central

COACHING / SUPPORT STAFF

Chris Lemonis - Head Coach (Fifth Season at Mississippi State, Eighth Overall; The Citadel, 1992)

Jake Gautreau - Assistant Coach (Sixth Season; Tulane, 2011)

Scott Foxhall - Assistant Coach (Fifth Season; College of Charleston, 2004)

Kyle Cheesebrough - Volunteer Assistant Coach (Fifth Season; Louisville, 2010)

Roger Rodeheaver - Director of Operations (Fifth Season; Indiana, 2010)

Blake Loper - Coordinator of Operations (Second Season; Mississippi State, 2020)

Bobby Austin - Coordinator of Player Development (Third Season; NC State, 2019)

Scott Shipman - Strength and Conditioning Coach (First Season; Augusta University, 2013)

Jason Wire - Associate Athletic Trainer (13th Season; St. Cloud State, 2006)

ROSTER BREAKDOWN

BY POSITION

RHP - 14 (Auger, Dohm, Lo. Forsythe, Gartman, Gibbs, Hardin, Holcombe, Hunt, Nixon, Siary, Simmons, Smith, Stinnett, N. Williams)

LHP - 7 (Cheatham, Davis, Kohn, Loftin, Miller, Tapper, Yntema)

INF - 6 (Alford, Chester, La. Forsythe, Hoyle, Larry, Mershon)

OF - 4 (Chance, Clark, Jordan, Ledbetter)

C - 3 (Highfill, Hubbard, R. Williams)

C/INF - 1 (Hancock)

BHP - 1 (Cijntje)

BY CLASS

FRESHMEN - 13 (Cijntje, Lo. Forsythe, Gibbs, Highfill, Hubbard, Jordan, Loftin, Mershon, Miller, Porter, Siary, Tapper, R. Williams)

SOPHOMORES - 12 (Alford, Chance, Cheatham, Chester, Dohm, Downs, Hardin, Hines, Holcombe, Kohn, N. Williams, Yntema)

JUNIORS - 9 (Auger, Clark, Davis, La. Forsythe, Hujak, Larry, Ledbetter, Nixon, Smith)

SENIORS - 5 (Gartman, Hunt, Seibert, Simmons, Stinnett)

GRADUATES - 2 (Hancock, Hoyle)

BY EXPERIENCE

FRESHMEN - 14 (Chance, Cijntje, Lo. Forsythe, Gibbs, Highfill, Hubbard, Jordan, Loftin, Mershon, Miller, Porter, Siary, Tapper, R. Williams)

JUNIORS - 14 (Auger, Clark, Davis, La. Forsythe, Gartman, Hujak, Hunt, Larry, Ledbetter, Nixon, Seibert, Simmons, Smith, Stinnett)

SOPHOMORES - 11 (Alford, Cheatham, Chester, Dohm, Downs, Hardin, Hines, Holcombe, Kohn, N. Williams, Yntema)

SENIORS - 2 (Hancock, Hoyle)

BY STATE

MISS. - 16 (Chance, Clark, Lo. Forsythe, Gartman, Gibbs, Hancock, Highfill, Hines, Jordan, Loftin, Miller, Porter, Siary, Smith, Stinnett, Tapper)

ALA. - 6 (Alford, Cheatham, Holcombe, Kohn, Ledbetter, Seibert)

GA. - 3 (Hubbard, N. Williams, Yntema)

TEXAS - 3 (Nixon, Simmons, R. Williams)

FLA. - 2 (Cijntje, Hardin)

LA. - 2 (Auger, Larry)

IND. - 1 (Dohm)

IOWA - 1 (Downs)

MO. - 1 (Chester)

NEW HAMPSHIRE - 1 (Hujak)

NEW JERSEY - 1 (Hunt)

N. CAROLINA - 1 (Hoyle)

S. CAROLINA - 1 (Mershon)

TENNESSEE - 1 (La. Forsythe)

VIRGINIA - 1 (Davis)

PRONUNCIATION GUIDE

Jurrangelo **Cijntje** SAIN-ja

Nate **Dohm** Dome

Jake **Gautreau** Go-TRO (long o)

Connor **Hujak** hi-Zack

Pico **Kohn** Konn

Chris **Lemonis** Luh-MOE-niss

Evan **Siary** Sea-air-EE

Von **Seibert** SEE-burt

Graham **Yntema** Ein-tuh-muh



HEAD COACH CHRIS LEMONIS

Since arriving in Starkville, Chris Lemonis has guided the Bulldogs to unparalleled success, including capturing Mississippi State's first national championship in 2021. He is the first Division I head coach to reach the College World Series in his first two full seasons as head coach of a program in the Super Regional era (since 1999).

In four seasons at MSU, Lemonis has compiled a 140-67 record (.676 winning percentage) and taken his program to two College World Series appearances during that span. In each of his two complete seasons at the helm of the Bulldogs, Lemonis has won 50-plus games, posting a 52-15 record in 2019 and a 50-18 mark in 2021. Lemonis notched his 100th win at MSU, doing so in his first 130 games. He is the fastest head coach in program history to reach the 100-win mark.

Lemonis led Mississippi State to its first ever national championship in 2021 and was named the National Coach of the Year by Baseball America following a 50-18 campaign and an impressive 10-3 showing in the NCAA Tournament. He became the fourth person picked as Baseball America's National Coach of the Year as both an assistant and head coach and received a substantial raise and long-term contract extension as a result.

The 18th head coach in the storied history of the program, a journey of nearly 40 years came full circle when he was introduced on June 25, 2018, on Anderson Plaza inside Dudy Noble Field.

Following the 2022 season, Lemonis and the Bulldogs had six players drafted in the MLB Draft, increasing his total to 25 during his time in Starkville. He has extended his streak of having a first-round pick drafted as Landon Sims went early in the 2022 MLB Draft. Not only did the Bulldogs have success in the MLB Draft, but RJ Yeager was named Third Team All-American by the ABCA, NCBWA and Collegiate Baseball Newspapers. Hunter Hines earned Freshman All-American honors by Collegiate Baseball, NCBWA and D1 Baseball.

In 2021, the Bulldogs had five players drafted from their national championship squad, while a total of 19 players have been drafted by Major League Baseball during Lemonis' time in Starkville, including at least one first rounder in each year of his tenure. For the second straight full season, the Mississippi State baseball program saw a pair of student-athletes honored as All-Americans by the American Baseball Coaches Association in Tanner Allen and Landon Sims.

In his first season at the helm of the Diamond Dawgs, Lemonis became the winningest first-year head coach in SEC history and in the process led the 2019 edition to the second-most victories in program history at 52 (54; 1989). The 40 victories over MSU's first 50 games marked the third-most in the first 50 games of a season in program history and set the tone for State's second-straight trip to the College World Series.

Lemonis became one of just three SEC head coaches to advance to the College World Series in their inaugural season in the conference, joining Jake Gibbs (Ole Miss, 1972) and fellow Diamond Dawg skipper Pat McMahon (Mississippi State, 1998).

Four Diamond Dawgs earned All-American honors during Lemonis' first season, while left-handed pitcher Ethan Small was tabbed National Pitcher of the Year (College Baseball Foundation; American Baseball Coaches Association) and right-handed pitcher JT Ginn earned the National Freshman of the Year honor (Collegiate Baseball, Perfect Game). Ginn and Small each earned specialty awards from the SEC, as well, grabbing the conference's Freshman and Pitcher of the Year, respectively.

A school-record-tying 11 Diamond Dawgs heard their names called in the 2019 Major League Baseball First Year Player Draft, including three taken in the first 10 rounds. Small became the 15th Diamond Dawg taken in the first round of the MLB Draft, while SEC career hits leader Jake Mangum (4th; New York Mets) and Colby White (6th; Tampa Bay) each went in the first 10 rounds. The 11 selections were No. 3 nationally in 2019.

Owning a head coaching record of 281-158-2, Lemonis was also a part of nearly 800 wins as an assistant coach and three trips to the College World Series. During his time at Indiana, Lemonis' teams averaged 35.3 wins per season,

including a 40-win campaign during his final season in Bloomington. He averaged 39.2 victories per year during his career in an assistant role (784 wins), bolstered by a 44.9 wins-per-season average at Louisville. The Cardinals were college baseball's winningest program during that eight-year span and made the program's first three trips to Omaha.

Lemonis not only understands what it takes to get to Omaha as a coach but also as a player. A 1992 graduate of The Citadel, Lemonis added a 1990 appearance in the College World Series as a student-athlete. The appearance makes the Bulldogs one of just three schools in Southern Conference history and only current member of the conference to advance to Omaha.

One of the top recruiters and player development coaches in the country, Lemonis has seen success at every coaching stop. After helping his alma mater, The Citadel, to five NCAA Regional appearances in 12 seasons as an assistant coach, Lemonis joined college teammate Dan McDonald's staff at Louisville and quickly turned the Cardinals into an Omaha contender.

After helping Louisville to seven postseason berths in eight years, the 2013 American Baseball Coaches Association/Baseball America Assistant Coach of the Year headed to Indiana to take his first head coaching job with the Hoosier program in 2015.

In each of his head coaching stops, Lemonis has led his team to the NCAA postseason in his first season at the helm. He helped the Hoosiers into the NCAA Tournament field during his initial season in Bloomington, before he guided Mississippi State to the College World Series in 2019 – his first season in Starkville.

Overall, Lemonis enters his 29th season as a collegiate coach in 2023, making two College World Series appearance as a head coach, taking three trips to Omaha as an assistant, earning 17 NCAA tournament berths and aiding in five 50-win seasons. His pupils have earned 35 All-America honors, 18 Freshman All-America laurels and 94 have signed professional baseball contracts, with 18 getting the call up to Major League Baseball.

Widely regarded as one of the elite recruiters and developers of talent in all of college baseball, a total of 100 student-athletes have been selected in the Major League Baseball Draft under Lemonis' watch, with 18 of those reaching the highest level of professional baseball.

Since arriving at Louisville for the 2006-07 academic year, Lemonis has been a part of 14 nationally ranked recruiting classes, including his first three classes at Mississippi State. His initial Diamond Dawgs recruiting class was tabbed as the No. 12 class nationally by Baseball America and Perfect Game, while it earned the No. 9 ranking from Collegiate Baseball Newspaper. In 2019, he and his staff brought in another top-10 ranked class, finishing as high as No. 6 by Baseball America.

Over his first four seasons in Starkville, Lemonis has tutored 20 picks in the MLB First Year Player Draft, including four first rounders and two second rounders. Sixteen of Lemonis' Indiana players were taken in the MLB Draft in his final four years in Bloomington and 14 signed professional contracts. He also recruited and coached nine of the Hoosier's school-record 10 MLB Draft choices in 2019.

Along with the second-most single-season victories (52) during the 2019 season, his team also posted the second-best 20-, 30- and 40-game starts (18-2, 25-5, 32-8) in program history. He joined Pat McMahon as the only two Diamond Dawg dugout bosses to lead the program to the College World Series in their initial campaign and his 52 wins were the most by a first-year SEC head coach in the conference's history.

Lemonis and his wife, the former Jill MacEdowney, have two daughters, Marissa and Mackenzie. The Myrtle Beach, South Carolina native earned his Bachelor of Science in physical education from The Citadel in 1992 and received his Master of Arts in sport management in 1994.

He is also no stranger to Starkville, as he resided on campus as a newborn during his father's time as a student at State. His father, Thomas, was a 1973 Mississippi State graduate with a degree in electrical engineering.

THE LEMONIS FILE

Personal

Hometown:	Myrtle Beach, South Carolina
Wife:	Jill
Children:	Marissa & Mackenzie
College:	The Citadel, 1992

Coaching Career

2019-Present:	Mississippi State Head Coach
2015-18:	Indiana Head Coach
2007-14:	Louisville Assistant Coach
2003-06:	The Citadel Associate Head Coach
1995-2002:	The Citadel Assistant Coach

Lemonis Year-by-Year

As a Head Coach

Yr.	School	Record	Postseason
2015	Indiana	35-24	NCAA Regional
2016	Indiana	32-24	--
2017	Indiana	34-24-2	NCAA Regional
2018	Indiana	40-19	NCAA Regional
2019	Mississippi State	52-15	College World Series
2020	Mississippi State	12-4	**
2021	Mississippi State	50-18	National Champions
2022	Mississippi State	26-30	--
2023	Mississippi State	7-5	--
Totals	9th season	288-163-2	

2021 National Champions

Five NCAA Regionals

Two NCAA Super Regionals

Two NCAA College World Series

** No postseason due to COVID-19

As an Assistant Coach

1995	The Citadel	39-21	NCAA Regional
1996	The Citadel	33-26	--
1997	The Citadel	37-21	--
1998	The Citadel	37-24	NCAA Regional
1999	The Citadel	41-20	NCAA Regional
2000	The Citadel	39-20	--
2001	The Citadel	38-24	NCAA Regional
2002	The Citadel	31-26	--
2003	The Citadel	32-25	--
2004	The Citadel	39-28	NCAA Regional
2005	The Citadel	25-34	--
2006	The Citadel	34-27	--
2007	Louisville	47-24	College World Series
2008	Louisville	41-21	NCAA Regional
2009	Louisville	47-18	NCAA Super Regional
2010	Louisville	50-14	NCAA Regional
2011	Louisville	32-29	--
2012	Louisville	41-22	NCAA Regional
2013	Louisville	51-14	College World Series
2014	Louisville	50-17	College World Series
Totals	20 Seasons	784-455	

12 NCAA Regionals

Four NCAA Super Regionals

Three College World Series


SCORECARD SUMMARIES

2023 statistics listed | Probable starters based on previous games

Pos.	Name	Elg.	B/T	Ht./Wt.	Avg.	R	H	RBI	Notes
C	Ross Highfill	Fr.	R/R	6-0/200	.391	7	9	6	Hit his first home run of his career at the Frisco Classic; Hitting .333 over the Dawgs last five games
1B	Luke Hancock	Sr.	L/R	5-11/195	.342	13	13	8	Team captain; Hitting .313 over the last five games; Has two hits and two RBIs in each of the last two games
2B	Amani Larry	Jr.	R/R	5-11/190	.378	19	17	14	Over the last five games is hitting .412; Earned All-Tournament Honors at the Frisco Classic; Hit safely in five of last six games
SS	Lane Forsythe	Jr.	R/R	5-10/175	.278	11	10	10	Hitting .333 over the Dawgs last five games; Hit his second career home run against Arizona State; Drove in three runs at Frisco Classic
3B	Slate Alford	So.	R/R	6-3/220	.234	9	11	7	Hit is first homer of the season against ULM
LF	Bryce Chance	Fr.	R/R	5-10/180	.385	10	15	13	Hitting .429 over the last five games; Has an on-base percentage of .556 over last five
CF	Colton Ledbetter	Jr.	L/R	6-2/220	.333	11	15	21	Second in the SEC with 21 RBIs; Drove in nine runs over the last five games; Was perfect on the week on stolen bases
RF	Kellum Clark	Jr.	L/R	6-4/205	.205	13	8	7	Hit his third home run of the season against Cal at the Frisco Classic
DH	Hunter Hines	So.	L/R	6-3/210	.200	8	9	8	Hit two home runs and had six RBI over the last five games for the Dawgs

PITCHING PROBABLES

* - Game started



30 | Bradley Loftin | Fr. | LHP

Quick Stats

	W-L	ERA	BAA	IP	SO/BB
2023	0-1	3.00	.133	9.0	13/11
Career	0-1	3.00	.133	9.0	13/11

Last Three Appearances

2/21/23	Southern Miss*	W, 10-9
4.0 IP, 2 H, 4 R, 3 ER, 6 BB, 5 K (ND)		
2/21/23	ULM*	L, 11-5
4.0 IP, 2 H, 1 R, 0 ER, 4 BB, 8 K (L)		
2/19/23	VMI	W, 9-3
1.0 IP, 0 H, 0 R, 0 ER, 1 BB, 0 K (ND)		

CAREER SITUATIONAL STATISTICS

Runners On Base (H-AB)

Name	'19 & '20	'21	'22	'23	Total	Avg.
Alford, Slate	--	--	6-16	4-28	10-44	.227
Chance, Bryce	--	--	--	11-19	11-19	.579
Chester, Nate	--	--	--	1-2	1-2	.500
Clark, Kellum	--	12-51	23-87	4-18	39-156	.280
Downs, Aaron	--	--	2-14	1-2	3-16	.187
Forsythe, Lane	--	24-86	16-58	6-20	46-164	.280
Hancock, Luke	12-36	39-121	27-97	6-22	84-276	.304
Highfill, Ross	--	--	--	4-11	4-11	.363
Hines, Hunter	--	--	40-112	7-21	47-133	.353
Hoyle, Wil	--	--	--	0-3	0-3	.000
Hujsak, Conner	--	--	--	1-3	1-3	.333
Hubbard, Bryce	--	--	--	0-1	0-1	.000
Jordan, Dakota	--	--	--	5-24	5-24	.208
Larry, Amani	--	--	--	7-21	7-21	.333
Ledbetter, Colton	--	--	--	13-30	13-30	.433
Seibert, Von	--	--	7-21	--	7-21	.333
TOTAL					278-924	.301

Runners in Scoring Position (H-AB)

Name	'19 & '20	'21	'22	'23	Total	Avg.
Alford, Slate	--	--	3-11	3-18	6-29	.207
Chance, Bryce	--	--	--	8-10	8-10	.800
Chester, Nate	--	--	--	0-1	0-1	.000
Clark, Kellum	--	6-31	16-56	3-9	25-96	.260
Downs, Aaron	--	--	1-8	--	1-8	.125
Forsythe, Lane	--	16-60	10-44	4-11	30-115	.260
Hancock, Luke	10-24	28-87	16-65	1-11	55-197	.294
Hines, Hunter	--	--	20-60	2-13	22-73	.301
Hoyle, Wil	--	--	--	0-2	0-2	.000
Hujsak, Connor	--	--	--	1-2	1-2	.500
Hubbard, Bryce	--	--	--	0-1	0-1	.000
Jordan, Dakota	--	--	--	3-15	3-15	.200
Larry, Amani	--	--	--	5-12	5-12	.417
Ledbetter, Colton	--	--	--	11-18	11-18	.611
Seibert, Von	--	--	5-10	--	5-10	.500
TOTAL					174-586	.297

TEAM STATISTICAL RANKINGS



NCAA Category	Rank	Rank
Batting		
Base on Balls	7	115
Batting Average	90	67
Doubles	52	236
Doubles Per Game	89	195
Hit By Pitch	46	254
Hits	48	154
Home Runs	29	39
Home Runs Per Game	45	26
On Base Percentage	36	67
Runs Scored	27	134
Sacrifice Bunts	221	134
Sacrifice Flies	2	176
Scoring	35	65
Slugging Percentage	56	48
Stolen Bases	38	151
Stolen Bases Per Game	48	116
Triples	192	--
Triples Per Game	251	--

Pitching

Earned Run Average	147	107
Hit Batters	138	273
Hits Allowed Per 9 Inn.	72	117
Shutouts	--	--
Strikeout-to-Walk Ratio	161	98
Strikeouts Per 9 Innings	14	85
WHIP	177	107
Walks Allowed Per 9 Inn.	263	110

Miscellaneous

Double Plays Turned	198	117
Double Plays Per Game	234	85
Fielding Percentage	265	44
Triple Plays	--	--
W-L Percentage	107	64

National statistical rankings listed above will be updated prior to each weekend series and midweek games.



MSU RECORD WHEN...

	OVERALL	SEC
Overall	7-5	0-0
vs. Top-5 Teams	0-0	0-0
vs. Top-10 Teams	0-0	0-0
vs. Top-25 Teams	0-0	0-0
Non-Conference	7-5	0-0
SEC	0-0	0-0
SEC East	0-0	0-0
SEC West	0-0	0-0
At Home	5-3	0-0
On the Road	0-0	0-0
At Neutral Sites	2-2	0-0
In Day Games	5-4	0-0
In Night Games	2-1	0-0
vs. Teams .500 Or Better	7-3	0-0
vs. Teams Worse Than .500	0-2	0-0
vs. Left-Handed Starter	4-4	0-0
vs. Right-Handed Starter	3-1	0-0
When Starter Receives Decision	4-3	0-0
When Reliever Receives Decision	3-2	0-0
When Starter Goes 5+ Innings	3-0	0-0
When Starter Goes <5 Innings	4-5	0-0
When Scoring First	3-0	0-0
When Opponent Scores First	4-5	0-0
When Leading After 6 Innings	5-1	0-0
When Trailing After 6 Innings	1-4	0-0
When Tied After 6 Innings	1-0	0-0
When Leading After 8 Innings	7-0	0-0
When Trailing After 8 Innings	0-5	0-0
When Tied After 8 Innings	0-0	0-0
In One-Run Games	1-1	0-0
In Two-Run Games	0-0	0-0
In 5+ Run Games	4-4	0-0
Weekend Series W-L-T	2-0	0-0
Series Sweeps/Times Swept	0/0	0/0
When Scoring 0-2 Runs	0-0	0-0
When Scoring 3-5 Runs	1-3	0-0
When Scoring 6-9 Runs	2-1	0-0
When Scoring 10+ Runs	4-1	0-0
Shutouts/Times Shut Out	0/0	0/0
In Extra Innings	0-0	0-0
When Opponent Scores 4 Runs Or Less	6-0	0-0
When Opponent Scores 5 Runs Or More	1-5	0-0
When Out-Hitting Opponent	7-1	0-0
When Out-Hit by Opponent	0-4	0-0
When Hits Are Equal	0-0	0-0
When Hitting A Home Run	6-3	0-0
When Opponent Hits A Home Run	1-2	0-0
When Errorless	2-0	0-0
When Committing One Error	1-2	0-0
When Committing 2+ Errors	4-3	0-0
When Opponent is Errorless	3-1	0-0
When Opponent Commits One Error	1-0	0-0
When Opponent Commits 2+ Errors	3-4	0-0
Game 1 of Weekend	1-2	0-0
Game 2 of Weekend	1-2	0-0
Game 3 of Weekend	3-0	0-0
Monday	0-0	0-0
Tuesday	1-1	0-0
Wednesday	1-0	0-0
Thursday	0-0	0-0
Friday	1-2	0-0
Saturday	1-2	0-0
Sunday	3-0	0-0

COLLECTING RBIS

- Junior Colton Ledbetter has shined in his first 12 games this season. Over the first 12 games of the season, Ledbetter has found ways to collect RBIs. He has 21 RBIs the second most in the SEC.
- Over his last five games, Ledbetter has collected nine RBIs, including three against Southern Miss.
- He tallied a season-high six RBIs against VMI in the second game of the season.
- Ledbetter has five multi-RBI games this season, including four of the last five games.
- Over his first four games of the season, Ledbetter only tallied six RBIs.
- Ledbetter is no stranger to picking up RBIs in games as he had two games at Samford, where he tallied nine RBIs.
- Besides collecting RBIs, Ledbetter was a perfect 3-for-3 on stolen bases over the third week of the season.
- Over the last five games, Ledbetter has picked up nine RBIs and is hitting .267. He has an on-base percentage of .520 over this stretch.

DOHMINATING

- Nate Dohm has been a quality arm for the Dawgs out of the pen this season. He has pitched 12.1 innings and has 12 strikeouts on the season and hasn't given up an earned run.
- Following the Frisco Classic, Dohm earned All-Tournament Team honors.
- Earlier this season, Dohm was named to the NCBWA Stopper of the Year Watch List.
- On Sunday, Dohm pitched a season-high five innings and tallied six strikeouts. He limited the Cal bats to one hit over the final five innings of the contest.
- Dohm also picked up the win against Cal, his second win of the season. The first game on Tuesday when he pitched 2.1 innings Against Southern Miss to help lead the Dawgs to the victory. Both games he came out of the pen.
- He had ten strikeouts on the week, including four against Southern Miss.

TAKING DOWN NO. 25 SOUTHERN MISS

- Earlier this week, the Dawgs traveled to Pearl, Miss. to take on the Southern Miss Golden Eagles. This was the first trip away from Dudy Noble Field and the Dawgs took down No. 25 Southern Miss, 10-9.
- The Dawgs trailed heading to the bottom of the 8th inning before scoring four in the inning to take the lead and earn the victory.
- This was the first win of the season over a ranked opponent.
- Hunter Hines picked up the game-winning RBI on a sacrifice fly to right field.
- This was the 85th win in program history over Southern Miss and the Dawgs have won four of the last six meetings.

SWIPING BASES

- The Dawgs have stolen 21 bases this season, the second most by an SEC school this season and the 38th most in the NCAA.
- Over the last five games, the Dawgs have stolen eight bases.
- Leading the charge is Amani Larry and Colton Ledbetter, each who have three stolen bases

over the last five games.

- On the season, Larry and Ledbetter are a perfect 15-for-15 on stolen bases.
- Ledbetter leads the team with eight stolen bases, while Larry follows with seven.
- Ledbetter leads the SEC with eight stolen bases with Larry in third.
- The Dawgs are halfway to the total of stolen bases they had in 2022.

FRISCO CLASSIC ALL-TOURNAMENT TEAM

- Amani Larry and Nate Dohm earned All-Tournament honors following the Frisco Classic this past week.
- Larry hit .400 over the three games the Dawgs appeared in. He had two extra base hits, with one being a home run.
- Larry drove in one run for the Dawgs and drew four walks.
- Dohm made one appearance on the weekend, which was the best of any pitcher at the Frisco Classic.
- On Sunday, Dohm went five innings out of the pen and only allowed one hit.
- The five innings pitched tied for a tournament high. He also tallied six strikeouts, the second most out of a pitcher at the Frisco Classic.

FREE SHIRTS!

- Since his arrival at MSU, head coach Chris Lemonis has handed out a shirt to signify the top performance of each victory. Each shirt is numbered by victory and here is who they've went to:

Game Student-Athlete, Position (# in 2023)

1	VMI	Amani Larry, IF (1)
2	VMI	Landon Gartman, RHP (1)
3	ULM	Jurrangelo Cijntje, RHP (1)
4	Arizona State	Graham Yntema, LHP (1)
5	Arizona State	Colton Ledbetter, OF (1)
6	Southern Miss	Nate Dohm, RHP (1)
7	Cal	Nate Dohm, RHP (2)

CHASING 150

- Head Coach Chris Lemonis is closing in on 150 wins as the Mississippi State head coach. When he reaches 150, he will become just the fifth coach in Mississippi State history to earn 150 wins.
- Lemonis currently has 147 wins at Mississippi State.
- The other coaches in program history to have 150 wins at MSU are C.R. "Dudy" Noble, Paul E. Gregory, Ron Polk, and John Cohen.
- Besides closing in on 150 wins at MSU, Lemonis is closing on 300 career wins as a head coach. He currently has 288 wins as a collegiate head coach.

BEST FANS IN THE LAND

- Mississippi State has the **BEST** fans in collegiate baseball, which showed during the season's first two weeks. The Dawgs averaged the most fans on opening weekend and led the nation drawing 11,127 per game.
- Over the first eight home games of the season, the Dawgs are averaging 11,127 per game, the most in the NCAA.
- The SEC holds the top seven spots for average attendance this season.
- On Saturday against Arizona State, the Dawgs drew the 7th largest crowd in NCAA history

for an on-campus facility. The Dawgs and Sun Devils drew 14,320.

- The Dawgs hold the top 11 marks in NCAA history for NCAA on-campus facilities. Dudy Noble Field holds 22 of the 25 largest crowds in NCAA history.
- After drawing over 30,000 fans on opening weekend, MSU drew over 34,000 for the three-game set against Arizona State. Against the Sun Devils, the Dawgs drew more than 11,000 for each game.

BIG LEAGUE TALENT

- Mississippi State is great at turning out major league talent, with 66 Diamond Dawgs reaching the highest level of the sport, but it is also great at keeping student-athletes on campus.
- The Dawgs returned one player, KC Hunt, who was drafted in the 12th round by the Pittsburgh Pirates in 2022.
- The 2022 MLB Draft saw three Diamond Dawgs Landon Sims get drafted in the competitive balance round of the draft. He is the 19th member of the MSU baseball team to get drafted in the first round.
- The Dawgs had six players drafted in the 2022 draft with Sims being the first player picked. Logan Tanner was drafted in the second round of the draft by the Cincinnati Reds and is the highest drafted catcher in program history.
- Preston Johnson (Round 7; Baltimore), KC Hunt (Round 12; Pittsburgh), Jackson Fristoe (Round 12; New York (AL)) and Kamren James (Round 16; Tampa Bay) were all drafted.
- Over the last two drafts (2021-22) the Dawgs have seen 11 players get drafted. In 2021, Will Bednar was drafted 14th overall by the San Francisco Giants.

UNI WATCH

- The old age states, "look good, feel good." And, when you feel good you usually perform well. Below is a list of how MSU fared in each of its uniforms over this season:

Uniform	2023
Black Script State	3-0
White Script State	1-2
Maroon '85s	1-2
White '85s	0-1
Cream Script State	0-0
White Pinstripes	2-0
Grey Script State	0-0
Grey Pinstripes	0-0

HEATING UP

- The Dawgs have a handful of players starting to heat up at the plate this season. Over the last five games, MSU has five players hitting .300 or better. Bryce Chance leads the team over this stretch going 6-for-14 (.429).
- Over the last five games, the Dawgs have hit eight doubles and eight home runs.
- In the win over California on Sunday, MSU hit four doubles and had two home runs.
- Another Dawg hitting up at the plate over the last five games is Lane Forsythe. He is hitting .333 over this span including driving in four runs.
- Along with collecting hits, Forsythe has

drawn six walks and had an on-base percentage of .524.

- Amani Larry is also hitting .412 over the last five games, with two home runs and one double. He has drawn five walks and was hit by five pitches.
- Larry has an on-base percentage of .630 over the last five games.

THE DUDE EFFECT

- It's been written about. It's been Tweeted about. It's been talked about. It's what has become known as The Dude Effect. If anyone had forgotten or doubted that the best home-field advantage in all of college baseball is inside the confines of Mississippi State's Dudy Noble Field. Opponents don't simply have to defeat the Diamond Dawgs. Visitors have to conquer the cowbell-crazed home crowd as well.
- Winning at home has been challenging for opponents when coming to The Dude. Since 1967, the Diamond Dawgs have had a 72.9 winning percentage when playing at home.
- Fans come and fill the stadium as 90 games have had crowds of 10,000 fans. Ten of those games came during the 2022 season.
- The Dude holds the NCAA On-Campus Attendance Record as it saw 15,586 fans in the stadium when the Diamond Dawgs took on Ole Miss on April 12, 2014.
- The Diamond Dawgs have won 1,238 games at the Dude.
- Under Head Coach Chris Lemonis, the Dawgs are 99-31 (75.8%) at Dudy Noble Field.
- Coach Lemonis has guided the Dawgs to two seasons of 30 or more wins.

OMADAWGS

- Did you know that the Diamond Dawgs are one of three programs in NCAA History and the only Southeastern Conference program to play in the NCAA Men's College World Series in six-straight decades.
- The Dawgs join Texas and Florida State as the only teams that have been to an MCWS for six decades.
- Mississippi State has advanced to Omaha 12 times in program history, with three appearances coming since 2018.
- The Omadawgs have one national championship (2021), a runner-up finish, and two third-place finishes in program history.
- The Dawgs have advanced to the MCWS in the 1970s, 1980s, 1990s, 2000s, 2010s, and 2020s. MSU went to the MCWS in 1971, 1979, 1981, 1985, 1990, 1997, 1998, 2007, 2013, 2018, 2019, and 2021.

MISC. HITTING STATS

2023 MULTI-HIT GAMES

PLAYER	2	3	4	5+	TOTAL
Amani Larry	4	1	1	-	6
Colton Ledbetter	3	-	1	-	4
Luke Hancock	3	1	-	-	4
Bryce Chance	-	3	-	-	3
State Alford	2	1	-	-	3
Kellum Clark	2	-	-	-	2
Ross Highfill	1	1	-	-	2
Lane Forsythe	2	-	-	-	2
Hunter Hines	1	1	-	-	2
TOTAL	18	8	2	0	28

2023 MULTI-RBI GAMES

PLAYER	2	3	4	5+	TOTAL
Colton Ledbetter	1	1	2	1	5
Bryce Chance	2	1	1	-	4
Amani Larry	1	-	2	-	3
Luke Hancock	3	-	-	-	3
Lane Forsythe	3	-	-	-	3
Ross Highfill	2	-	-	-	2
Dakota Jordan	1	1	-	-	2
State Alford	2	-	-	-	2
Kellum Clark	2	-	-	-	2
Hunter Hines	-	1	-	-	1
TOTAL	17	4	5	1	27

HITTING STREAKS

PLAYER	SEASON	CURRENT	CAREER
Hunter Hines	2	2	12
Colton Ledbetter	5	--	10*
Luke Hancock	4	2	9
Connor Hujsak	--	--	8*
Wil Hoyle	--	--	7*
Lane Forsythe	7	--	7
Kellum Clark	3	2	9
Bryce Chance	5	4	5
Dakota Jordan	5	--	5
Amani Larry	3	2	3
Aaron Downs	2	--	2
State Alford	3	--	3
Von Seibert	--	--	2
Ross Highfill	6	--	6
Connor Hujsak	1	--	1
Nate Chester	1	1	1

* - indicates streaks from previous school



STATE TO THE SHOW

Diamond Dawgs Playing in Major League Baseball

Name (Yrs. at MSU)	Pos.	Organization
Adam Frazier (2011-13)	IF	Baltimore Orioles
Kendall Graveman (2010-13)	RHP	Chicago White Sox
Nathaniel Lowe (2016)	IF	Texas Rangers
Hunter Renfroe (2011-13)	OF	Los Angeles Angels
Brent Rooker (2014-17)	OF	Oakland Athletics
Chris Stratton (2010-12)	RHP	St. Louis Cardinals
Brandon Woodruff (2012-14)	RHP	Milwaukee Brewers

Diamond Dawgs in Minor League Baseball

Name (Yrs. at MSU)	Pos.	Organization (Level)
Tanner Allen (2018-21)	OF	Miami Marlins (A)
Trysten Barlow (2017-19)	LHP	Colorado Rockies (A)
Will Bednar (2020-21)	RHP	San Francisco Giants (A)
Eric Cerantola (2019-21)	RHP	Kansas City Royals (A)
Gavin Collins (2014-16)	IF	Tampa Bay Rays (AAA)
Brad Cumbest (2019-22)	OF	Colorado Rockies (R+)
Justin Foscue (2018-20)	IF	Texas Rangers (AA)
J.P. France (2018)	RHP	Houston Astros (AAA)
Jackson Fristoe (2021-22)	RHP	New York Yankees (R+)
J.T. Ginn (2019-20)	RHP	Oakland Athletics (AA)
Cole Gordon (2016-19)	RHP	New York Mets (AAA)
Houston Harding (2020-21)	LHP	Los Angeles Angels (A)
Jonathan Holder (2010-13)	RHP	Los Angeles Angels (AAA)
Zac Houston (2014-16)	RHP	New York Yankees (AAA)
Dakota Hudson (2014-16)	RHP	St. Louis Cardinals (AAA)
Kamren James (2020-22)	IF	Tampa Bay Rays (R+)
Keegan James (2016, 18-19)	RHP	Colorado Rockies (R+)
Preston Johnson (2021-22)	RHP	Baltimore Orioles (R+)
Rowdey Jordan (2018-21)	OF	New York Mets (AA)
Christian MacLeod (2020-21)	LHP	Minnesota Twins (A)
Jake Mangum (2016-19)	OF	Miami Marlins (AAA)
Zach Neff (2018)	LHP	Minnesota Twins (AA)
Konnor Pilkington (2016-18)	LHP	Cleveland Guardians (AAA)
Peyton Plumlee (2017, 19)	RHP	Houston Astros (A)
Landon Sims (2020-22)	RHP	Arizona Diamondbacks (R+)
Ethan Small (2016, 18-19)	LHP	Milwaukee Brewers (AAA)
Hunter Stovall (2016-18)	IF	Colorado Rockies (AA)
Logan Tanner (2020-22)	C	Cincinnati Reds (A)
Andrew Walling (2022)	P	Philadelphia Phillies (A)
Jordan Westburg (2018-20)	IF	Baltimore Orioles (AAA)
Colby White (2019)	RHP	Tampa Bay Rays (AAA)
RJ Yeager (2022)	IF	St. Louis Cardinals (A)

Diamond Dawgs Coaching in Professional Baseball

Name (Yrs. at MSU)	Organization	Team (Level)
Chris Maloney (1982-83)	Atlanta Braves	Mississippi (AA)
Buck Showalter (1977)	New York Mets	New York Mets (MLB)
Chris Young (2000-02)	Chicago Cubs	Chicago Cubs (MLB)

Diamond Dawgs Working in Professional Baseball

Name (Yrs. at MSU)	Organization	Role
Jeff Brantley (1982-85)	Cincinnati Reds	Broadcaster
Will Clark (1983-85)	San Francisco Giants	Special Assistant

THE LAST TIME...

- SEC Tournament | % - NCAA Regional | ^ - NCAA Super Regional | \$ - College World Series

A MISSISSIPPI STATE TEAM...

Won 15+ Consecutive Games	17 - February 15-March 8, 2013
Won 10+ Consecutive Games	14 - February 23-March 16, 2019
Won 10+ Consecutive SEC Games	12 - April 30-May 25, 2016
Won 5+ Consecutive SEC Games	5 - April 30-May 8, 2021
Lost 5+ Consecutive Games	9 - April 30-May 15, 2022
Lost 5+ Consecutive SEC Games	11 - April 30-May 21, 2022
Swept a Three-Game Series	Princeton; March 11-13, 2022
at Home	Princeton; March 11-13, 2022
on The Road	at Alabama; May 20-22, 2021
Swept a Non-Conference Three-Game Series	Princeton; March 11-13, 2022
at Home	Princeton; March 11-13, 2022
on The Road	at Hawaii-Hilo; 1985
Swept a Three-Game SEC Series	at Alabama; May 20-22, 2021
at Home	Texas A&M; April 30-May 2, 2021
on The Road	at Alabama; May 20-22, 2021
Was Swept in a Three-Game Series	Tennessee; May 19-21, 2022
at Home	Tennessee; May 19-21, 2022
on The Road	at Texas A&M; May 13-15, 2022
Was Swept in a Three-Game Non-Conference Series	at Southern Miss; February 16-18, 2018
at Home	Southeastern Louisiana; February 26-28, 2010
on The Road	at Southern Miss; February 16-18, 2018
Was Swept in a Three-Game SEC Series	Tennessee; May 19-21, 2022
at Home	Tennessee; May 19-21, 2022
on The Road	at Texas A&M; May 13-15, 2022
Played An Extra-Inning Game	W, 7-6 (11 innings) - at Ole Miss; April 23, 2022
Won An Extra-Inning Game	W, 7-6 (11 innings) - at Ole Miss; April 23, 2022
Lost An Extra-Inning Game	L, 2-3 (10 innings) - at Auburn; April 16, 2022
Played Consecutive Extra-Inning Games	May 4-5, 2018; at Alabama, W, 14-12 (10 innings) and L, 3-4 (10 innings)
Won Consecutive Games in Extra-Inning	May 10-11, 2014; Tennessee, W, 1-0 (10 innings) and W, 4-3 (12 innings)
Won on a Walk-Off	W, 7-6 - Auburn; April 14, 2022
Luke Hancock RBI walk in the 9th inning	
Won Consecutive Games Via A Walk-Off	April 12 & 14, 2022; UAB, W, 6-5 and Auburn W, 7-6
Kamren James RBI sac fly in the tenth inning (UAB)	
Luke Hancock RBI walk in the ninth inning (Auburn)	

A MISSISSIPPI STATE OFFENSE...

Scored 30+ Runs	32 - Jackson State; April 29, 1988
Scored 25+ Runs	27 - Alcorn State; April 20, 2010
Scored 20+ Runs	20 - at Georgia; March 20, 2022
Scored 15+ Runs	16 - Arizona State; Feb. 26, 2023
Scored 10+ Runs In An Inning	12 - Arkansas State (8th); April 13, 2021
Scored 9+ Runs In An Inning	9 - vs. Texas Tech (4th); March 8, 2022
Scored 8+ Runs In An Inning	8 - VMI (1st); Feb. 18, 2023
Had 30+ Hits	30 - Kentucky; April 30, 1989
Had 25+ Hits	26 - Little Rock; February 28, 1999
Had 20+ Hits	20 - Missouri; April 29, 2022
Had 20+ Hits in Back-to-Back Games	Auburn (20, 21); March 23-24, 2019
Had 6+ Home Runs	6 - UT Martin; April 5, 2022
Had 5+ Home Runs	6 - UT Martin; April 5, 2022
Hit Back-To-Back Home Runs	8th Inning, Kamren James (Solo)/Kellum Clark (Solo) - Missouri; April 29, 2022
Hit Back-To-Back-To-Back Home Runs	3rd Inning, Kellum Clark(2R HR)/Brad Cumbest (Solo)/RJ Yeager (Solo) - Southern; March 23, 2022
Had 3+ Triples	3 - Southern Cal; March 14, 2004
Had 8+ Doubles	8 - Auburn; March 24, 2019
Had 7+ Doubles	7 - UAB; April 20, 2021
Had 6+ Doubles	6 - VMI; Feb. 18, 2023
Had 10+ Walks	12 - vs. Ohio State; March 3, 2023
Had 9+ Stolen Bases	10 - Arkansas-Pine Bluff; March 18, 2017
Had 8+ Stolen Bases	10 - Arkansas-Pine Bluff; March 18, 2017
Didn't Strikeout in a Game	Jackson State; February 26, 2019
Had Two or Fewer Strikeouts	2 - vs. VMI, February 18/2023
Was Shut Out	at Georgia (0-11); March 18, 2022
at Home	Long Beach State (0-3); February 18, 2022
on The Road	at Georgia (0-11); March 18, 2022
Back-To-Back Games	Auburn (0-5, 0-4); March 27-28, 2015
Three-Straight Games	vs. Southern Miss (0-3); March 24, 2015 and Auburn (0-5, 0-4); March 27-28, 2015

A MISSISSIPPI STATE DEFENSE...

Turned 5+ Double Plays	5 - San Diego; March 8, 2015
Turned 4+ Double Plays	5 - San Diego; March 8, 2015
Turned 3+ Double Plays	3 - Texas A&M-1; May 1, 2021
Turned A Triple Play	Auburn-Montgomery; March 9, 1991
Had 5+ Errors	5 - at Vanderbilt; March 18, 2011
Had 4+ Errors	4 - vs. Ohio State; March 3, 2023
Threw Out 3 Base Runners	3 - Logan Tanner; Tulane; February 26, 2021



THE LAST TIME...

- SEC Tournament | % - NCAA Regional | ^ - NCAA Super Regional | \$ - College World Series

MISSISSIPPI STATE PITCHING STAFF...

Threw a No-Hitter	Jackson Fristoe (6 IP), Landon Sims (1 IP), Mikey Tepper (1 2/3 IP), Cam Tullar (1/3 IP); Kent State, March 7, 2021
Held Opponent To 1 Hit	at Texas A&M; May 3, 2019
Held Opponent To 2 Hits	Eastern Michigan; March 13, 2021
	NOTE: Jacksonville State (5/18/21) had just two hits in a five-inning, rain-shortened game
Struck Out 25+ Batters	26 - at LSU; 1909
Struck Out 20+ Batters	21 - vs. Texas; June 20, 2021 \$
Struck Out 15+ Batters	15 - vs. ULM; February 22, 2023
Did Not Issue A Walk	at Auburn; April 10, 2021
Shut Out An Opponent	vs. Vanderbilt (9-0); June 30, 2021 \$
at Home	Eastern Michigan (14-0); March 12, 2021
on The Road	at Alabama (7-0); May 21, 2021
Neutral Site Game	vs. Vanderbilt (9-0); June 30, 2021 \$
Postseason Game	vs. Vanderbilt (9-0); June 30, 2021 \$
Back-To-Back Shutouts	2021 (Kent State, March 7 [13-0]; Grambling, March 9 [10-0] and Louisiana-Lafayette, March 10 [4-0])
Three Straight Shutouts	2021 (Kent State, March 7 [13-0]; Grambling, March 9 [10-0] and Louisiana-Lafayette, March 10 [4-0]; Eastern Michigan, March 12 [14-0])
Four Straight Shutouts	2021 (Kent State, March 7 [13-0]; Grambling, March 9 [10-0] and Louisiana-Lafayette, March 10 [4-0]; Eastern Michigan, March 12 [14-0])
Shut Out An SEC Opponent	vs. Vanderbilt (9-0); June 30, 2021 \$
At Home	Alabama (6-0); April 12, 2019
On The Road	at Alabama (7-0); May 21, 2021
Neutral Site	vs. Vanderbilt (9-0); June 30, 2021 \$

A MISSISSIPPI STATE BATTER HAD...

Hit for the Cycle	Brad Freeman; South Alabama, February 17, 1998
Walk-Off Hit	Tanner Leggett (RBI Single); Alabama, March 26, 2022
8+ At-Bats	8 - Jordan Westburg, Tanner Allen & Rowdey Jordan vs. LSU, May 22, 2019 #
6+ Hits	6 - Adam Frazier; at Virginia, June 8, 2013
5+ Hits	5 - Tanner Allen; South Carolina, May 16, 2019
4+ Hits	4 - Colton Ledbetter, VMI, February 18, 2023
2+ Hits In An Inning	Colton Ledbetter (HR, 2B; 1st Inning); VMI, Feb. 18, 2023
5+ Runs	5 - Jon Knott; Little Rock, February 28, 1999
4+ Runs	4 - Hunter Hines; at Georgia, March 20, 2022
3+ Doubles	3 - Justin Foscue; Georgia, April 26, 2019
2+ Triples	2 - C.T. Bradford; at Arizona, March 9, 2014
3+ Home Runs	3 - Brent Rooker; vs. Kentucky, April 8, 2017
2+ Home Runs	2 - Kellum Clark; VMI, Feb. 19, 2022
Inside-The-Park Home Run	Cody Brown; vs. Kentucky, April 7, 2017
Pinch Hit Home Run	Tanner Leggett; Tennessee, May 19, 2022
Leadoff Home Run (Top or bottom of 1st inning)	RJ Yeager (Bottom 1st); Tennessee, May 21, 2022
Walk-Off Home Run	RJ Yeager (solo); Alabama, March 25, 2022
Hit a Grand Slam	Colton Ledbetter; Arizona State, Feb. 26, 2023
Multiple Grand Slams	Never
A Pinch-Hit Grand Slam	Never
10+ RBIs	11 - Jason Nappi; at UAB, March 18, 2008
9+ RBIs	9 - Ryan Duffy; vs. Jackson State, April 6, 2010
8+ RBIs	8 - Brent Rooker; vs. Indiana State, February 24, 2017
7+ RBIs	7 - Kellum Clark vs. Princeton, March 11, 2022
10+ Total Bases	10 - RJ Yeager; at Missouri, April 29, 2022
4+ Walks	4 - Logan Tanner; Kent State, March 5, 2021
3+ Walks	3 - Lane Forsythe, vs. Ohio State; March 3, 2023
4+ Stolen Bases	4 - Derrick Armstrong; vs. Michigan State, March 1, 2014
3+ Stolen Bases	3 - Colton Ledbetter; Arizona State, Feb. 26, 2023
Stole Home	Kamren James; Jackson State, February 24, 2021
4+ Hit By Pitches	4 - Rowdey Jordan; at Auburn, April 11, 2021
3+ Hit By Pitches	4 - Rowdey Jordan; at Auburn, April 11, 2021

A MISSISSIPPI STATE PITCHER HAD...

A Perfect Game	J.T. Peatross; Mississippi College (1-0), 1918
A No-Hitter	Jackson Fristoe (6 IP), Landon Sims (1 IP), Mikey Tepper (1 2/3 IP), Cam Tullar (1/3 IP); Kent State, March 7, 2021
A Complete Game No-Hitter	Gene Morgan (7 IP); at Hawaii-Hilo (2-0), April 6, 1985
A Complete Game (9 Inn.)	Jacob Billingsley; at Southern Miss (8-1), June 6, 2017 %
A Complete Game (7 Inn.)	JT Ginn; at Texas A&M-1 (0-1), May 4, 2019
Complete-Game 1-Hitter	Unknown
Complete-Game 2-Hitter	Ricky Bowen; vs. Ole Miss, March 16, 2008
Consecutive Complete Games	Dakota Hudson; 2016 (at Auburn (4-0), May 13 and Arkansas (7-0), May 19)
A Complete-Game Shutout	Dakota Hudson; vs. Arkansas (7-0), May 19, 2016
at Home	Dakota Hudson; vs. Arkansas (7-0), May 19, 2016
on The Road	Dakota Hudson; at Auburn (4-0), May 13, 2016
SEC Game	Dakota Hudson; vs. Arkansas (7-0), May 19, 2016
as a Freshman	Scott Tanksley; vs. Mississippi College (6-0), April 20, 1993
Postseason Game	B.J. Wallace; vs. Nicholls State (1-0), May 21, 1992 %
17+ Strikeouts	17 - Chris Stratton; at LSU, March 16, 2012
15+ Strikeouts	15 - Will Bednar; vs. Texas, June 20, 2021 \$
10+ Strikeouts	10 - Preston Johnson; Tennessee, May 20, 2022
Recorded Two Saves In One Day	Trevor Fitts; vs. Marshall and Alabama A&M, February 22, 2015

HONORS TRACKER

Colton Ledbetter, OF

D1Baseball Top 100 Collegiate MLB Draft Prospects (No. 26)
D1Baseball Top 100 Impact Transfers (No. 5)
Perfect Game Preseason All-American (third team)
Preseason All-SEC (second team)

Cade Smith, RHP

D1Baseball Top 100 Collegiate MLB Draft Prospects (No. 53)

Landon Gartman, RHP

D1Baseball Top 100 Impact Transfers (No. 31)

Amani Larry, IF

D1Baseball Top 100 Impact Transfers (No. 33)
NCBWA Preseason All-American (second team)

Nate Dohm, RHP

D1Baseball Top 100 Impact Transfers (No. 5)

Aaron Nixon, RHP

D1Baseball Top 100 Impact Transfers (No. 5)

Connor Hujak, IF/OF

D1Baseball Top 100 Impact Transfers (No. 93)

Luke Hancock, C

Preseason All-SEC (second team)

Bryce Chance, OF

SEC Co-Freshman of the Week (2/20)



2023 HOME RUN TRACKER

No.	Player	Game	Date	Opponent	Pitcher	On Base	Inn.	Outs	Count	Score	Final
1	Bryce Chance	1	Feb. 17	VMI	Kaltreider	1	6	2	1-1	3-2	W, 11-2
2	Colton Ledbetter	2	Feb. 18	VMI	Wilkerson	1	1	0	0-1	0-1	L, 14-13
3	Hunter Hines	2	Feb. 18	VMI	Hawley	0	2	0	0-0	9-1	L, 14-13
4	Amani Larry	3	Feb. 19	VMI	Barker	1	3	1	0-1	0-3	W, 9-3
5	Kellum Clark	3	Feb. 19	VMI	Thompson	0	4	0	0-0	2-3	W, 9-3
6	Kellum Clark	3	Feb. 19	VMI	Light	0	6	1	1-1	3-3	W, 9-3
7	Luke Hancock	4	Feb. 21	ULM	Orton	1	7	2	1-2	0-11	L, 11-5
8	Bryce Chance	4	Feb. 21	ULM	Judice	1	9	1	2-2	3-11	L, 11-5
9	Colton Ledbetter	5	Feb. 22	ULM	Shaw	1	4	1	2-0	4-0	W, 14-3
10	Slate Alford	5	Feb. 22	ULM	Shuffler	1	6	2	1-0	6-0	W, 14-3
11	Dakota Jordan	5	Feb. 22	ULM	Shuffler	2	7	1	1-0	10-0	W, 14-3
12	Colton Ledbetter	8	Feb. 26	Arizona State	Tieding	3	4	1	3-1	5-2	W, 16-3
13	Lane Forsythe	8	Feb. 26	Arizona State	Wainscott	0	6	0	2-1	9-2	W, 16-3
14	Hunter Hines	8	Feb. 26	Arizona State	Varnado	1	7	0	1-0	10-2	W, 16-3
15	Amani Larry	9	Feb. 28	Southern Miss	Monistere	0	4	0	0-1	5-4	W, 10-9
16	Ross Highfill	11	March 4	Oklahoma	Pierce	0	3	2	0-0	4-8	L, 15-9
17	Hunter Hines	11	March 4	Oklahoma	Pierce	0	5	0	1-0	7-12	L, 15-9
18	Amani Larry	12	March 5	Cal	Colwell	0	7	1	1-1	4-4	W, 8-4
19	Kellum Clark	12	March 5	Cal	Becerra	1	8	1	1-1	5-4	W, 8-4

* - leadoff homerun

2023 HOW IT WAS WON

Below is a chart representing how the eventual game-winning run was recorded for Mississippi State in 2023.

Gm	Opponent	Final	Player	Inn.	Outs	Play	Score at Time
1.	VMI	11-2	Luke Hancock	3	1	Sacrifice fly	3-0
2.	VMI	9-3	Kellum Clark	6	1	Home Run	3-3
3.	ULM	14-3	Amani Larry	4	0	Sacrifice fly	4-0
4.	Arizona State	5-1	Lane Forsythe	4	1	Single	1-1
5.	Arizona State	16-3	Kellum Clark	4	0	Single	3-2
6.	Southern Miss	10-9	Hunter Hines	8	1	Sacrifice fly	9-9
7.	Cal	8-4	Amani Larry	7	1	Home Run	4-4



SEC UPDATE

Standings

Western Division											
	SEC	Pct.	GB	Division	Overall	Pct.	Home	Away	Neutral	L10	Streak
Alabama	0-0	--	--	--	12-0	1.000	12-0	0-0	0-0	10-0	W12
LSU	0-0	--	--	--	10-1	.909	7-0	1-0	2-1	9-1	W5
Auburn	0-0	--	--	--	9-1-1	.864	8-1-1	0-0	1-0	8-1-1	W4
Ole Miss	0-0	--	--	--	10-2	.833	7-2	1-0	2-0	8-2	W4
Arkansas	0-0	--	--	--	9-2	.818	7-1	0-0	2-1	8-2	W4
Texas A&M	0-0	--	--	--	7-4	.636	5-3	0-0	2-1	6-4	W2
Mississippi State	0-0	--	--	--	7-5	.583	5-3	0-0	2-2	6-4	W1
Eastern Division											
	SEC	Pct.	GB	Division	Overall	Pct.	Home	Away	Neutral	L10	Streak
South Carolina	0-0	--	--	--	11-1	.917	10-0	0-1	1-0	9-1	W2
Tennessee	0-0	--	--	--	11-2	.846	10-0	0-1	1-1	10-0	W11
Kentucky	0-0	--	--	--	9-2	.818	7-1	2-1	0-0	9-1	W5
Missouri	0-0	--	--	--	9-2	.818	4-0	3-1	2-1	9-1	W7
Florida	0-0	--	--	--	10-3	.769	8-3	2-0	0-0	7-3	W1
Georgia	0-0	--	--	--	8-3	.727	7-2	1-0	0-1	8-2	L1
Vanderbilt	0-0	--	--	--	8-4	.667	4-2	1-0	3-2	7-3	W2

Schedule/Results

all times central

Tuesday, March 7

Westerin Illinois at Missouri	3 p.m. (SECN+)
Murray State at Kentucky	3 p.m. (SECN+)
Army at Arkansas	3 p.m. (SECN+)
Tennessee Tech at Vanderbilt	4:30 p.m. (SECN+)
FAU at Florida	5 p.m. (SECN+)
Georgia Southern at Georgia	5:30 p.m.
Boston College at Tennessee	5:30 p.m. (SECN+)
Alabama at Samford	6 p.m. (ESPN+)
Valparaiso at Mississippi State	6 p.m. (SECN+)
UAB at Auburn	6 p.m. (SECN+)
UIW at Texas A&M	6 p.m. (SECN+)
The Citadel at South Carolina	6 p.m. (SECN+)
Southern Miss at Ole Miss	6:30 p.m. (SECN+)

Wednesday, March 8

Ohio at Kentucky	3 p.m. (SECN+)
Evansville at Vanderbilt	4:30 p.m. (SECN+)
Georgia at Georgia Southern	5 p.m. (ESPN+)
FAU at Florida	5 p.m. (SECN+)
South Carolina at USC Upstate	5:30 p.m. (ESPN+)
Alabama State at Alabama	6 p.m. (SECN+)
Auburn at Jacksonville State	6 p.m. (ESPN+)
Lamar at LSU	6:30 p.m. (SECN+)
Texas A&M at Rice	7 p.m.

Week-by-Week Polls

Week	BA	CB	D1	BW	PG	USA	RPI
Preseason	NR	22	NR	31	NR	RV	--
Week 1	NR	24	NR	NR	NR	--	--
Week 2	NR	NR	NR	RV	NR	NR	--
Week 3	NR	NR	NR	f	NR	NR	--

BA - Baseball America, CB - Collegiate Baseball Newspaper, D1 - D1Baseball,
BW - National Collegiate Baseball Writers Association, PG - Perfect Game,
USA - USA Today Coaches Poll, RPI - NCAA RPI

(--) - No poll/RPI released by the publication.

IN THE POLLS

Baseball America		Collegiate Baseball		D1Baseball		NCBWA		Perfect Game		USA Today/Coaches	
1. LSU	10-1	1. LSU	10-1	1. LSU	10-1	1. LSU	10-1	1. LSU	10-1	1. LSU	10-1
2. Florida	10-3	2. Wake Forest	13-0	2. Stanford	9-2	2. Wake Forest	13-0	2. Stanford	9-2	2. Tennessee	11-2
3. Stanford	9-2	3. Tennessee	11-2	3. Tennessee	11-2	3. Stanford	9-2	3. Arkansas	9-2	3. Stanford	9-2
4. Louisville	10-1	4. Louisville	10-1	4. Ole Miss	10-2	4. Tennessee	11-2	4. Wake Forest	13-0	4. Wake Forest	13-0
5. Tennessee	11-2	5. Stanford	9-2	5. Wake Forest	13-0	5. Ole Miss	10-2	5. Tennessee	11-2	5. Ole Miss	10-2
6. Wake Forest	13-0	6. Virginia	11-0	6. Florida	10-3	6. Florida	10-3	6. Florida	10-3	6. Florida	10-3
7. Vanderbilt	8-4	7. Florida	10-3	7. Vanderbilt	8-4	7. Arkansas	9-2	7. Louisville	10-1	7. Louisville	10-1
8. Ole Miss	10-2	8. Arkansas	9-2	8. Arkansas	9-2	8. Louisville	10-1	8. Ole Miss	10-2	8. Arkansas	9-2
9. Arkansas	9-2	9. Vanderbilt	8-4	9. Louisville	10-1	9. Vanderbilt	8-4	9. Vanderbilt	8-4	9. Vanderbilt	8-4
10. TCU	7-4	10. UCLA	9-2	10. TCU	7-4	10. Virginia	11-0	10. UCLA	9-2	10. Virginia Tech	9-2
11. Virginia Tech	9-2	11. NC State	12-0	11. Virginia Tech	9-2	11. Virginia Tech	9-2	11. Auburn	9-1-1	11. Virginia	11-0
12. Texas A&M	7-4	12. UC Santa Barbara	7-3	12. East Carolina	7-3	12. UCLA	9-2	12. Virginia	11-0	12. UCLA	9-2
13. UCLA	9-2	13. Ole Miss	10-2	13. Oklahoma State	8-3	13. TCU	7-4	13. Virginia Tech	9-2	13. East Carolina	7-3
14. Virginia	11-0	14. Miami (Fla.)	8-4	14. North Carolina	9-3	14. NC State	12-0	14. TCU	7-4	14. Oklahoma State	8-3
15. Oregon State	9-2	15. Oregon State	9-2	15. Texas A&M	7-4	15. Oklahoma State	8-3	15. Texas Tech	11-2	15. NC State	12-0
16. East Carolina	7-3	16. Iowa	9-1	16. UCLA	9-2	16. East Carolina	7-3	16. NC State	12-0	16. TCU	7-4
17. Miami (Fla.)	8-4	17. Texas A&M	7-4	17. Virginia	11-0	17. North Carolina	9-3	17. Miami (Fla.)	8-4	17. North Carolina	9-3
18. Oklahoma State	7-4	18. Texas Tech	11-2	18. Alabama	12-0	18. Alabama	12-0	18. North Carolina	9-3	18. Alabama	12-0
19. North Carolina	9-3	19. East Carolina	7-3	19. NC State	12-0	19. Texas A&M	7-4	19. Oregon State	9-2	19. Texas A&M	7-4
20. Auburn	9-1-1	20. Auburn	9-1-1	20. South Carolina	11-1	20. South Carolina	11-1	20. Texas A&M	7-4	20. South Carolina	11-1
21. NC State	12-0	21. North Carolina	9-3	21. Florida State	8-3	21. Texas Tech	11-2	21. East Carolina	7-3	21. Texas Tech	11-2
22. Southern Miss	8-3	22. Alabama	12-0	22. Southern Miss	8-3	22. Southern Miss	8-3	22. Southern Miss	8-3	22. Oregon State	9-2
23. South Carolina	11-1	23. TCU	7-4	23. Iowa	9-1	23. Miami (Fla.)	8-4	23. Oklahoma State	8-3	23. Florida State	8-3
24. Florida Gulf Coast	10-2	24. Oklahoma State	7-4	24. Campbell	8-2	24. Oregon State	9-2	24. UC Santa Barbara	7-3	24. Southern Miss	8-3
25. Texas Tech	11-2	25. South Carolina	11-1	25. Oregon State	9-2	25. Florida State	8-3	25. Florida State	8-3	25. Auburn	9-1-1
		26. Georgia Tech	10-2			26. Auburn	9-1-1				
		27. UC Irvine	10-1			27. Iowa	9-1				
		28. Virginia Tech	9-2			28. Grand Canyon	8-3				
		29. Florida Gulf Coast	10-2			29. UC Santa Barbara	7-3				
		30. Southern Miss	8-3			30. Florida Gulf Coast	10-2				

2023 Scheduled Opponents in Bold



DUDY NOBLE FIELD

BIOGRAPHY

The largest on-campus facility in college baseball, Dudy Noble Field will see the 57th season of Mississippi State baseball at its current site in 2023. With over 1,690 games played at the venue, the Diamond Dawgs have a .730 winning percentage at the facility, which recently received a \$68-million upgrade.

The field is named in honor of longtime MSU baseball coach, athletics director and ABCA Hall of Famer Clarke Randolph "Dudy" Noble. On April 27, 1998 the facility was renamed Dudy Noble Field, Polk-DeMent Stadium, honoring another ABCA Hall of Famer, former Bulldog skipper Ron Polk, and the late Gordon DeMent, a successful businessman and longtime fan of the Diamond Dawgs from Indianola, Mississippi.

The Origin

From 1929 until 1964, Mississippi State hosted its baseball games at the original on-campus venue, Hardy Field, which was located several hundred yards to the south of the Bulldogs' home football venue, Davis Wade Stadium at Scott Field. The baseball field was closed following the 1964 season to make way for the construction of Dorman Hall and for the next two seasons the Diamond Dawgs played their home games at Redbird Park in Columbus, Mississippi, capturing SEC titles both seasons at their temporary home.

The tin-roofed grandstand and 2,000-seat bleachers from the original Dudy Noble Field were transported to the stadium's present site, which became playable for the 1967 campaign. Since that time, facility enhancements have followed at a steady pace to make the "Carnegie Hall of College Baseball" one of the finest all-around facilities on the road to Omaha. Among with numerous upgrades, the current site has seen two complete demolitions and reconstructions, the latest occurring during a three-year span (2017-19) and opening prior to the start of the 2019 campaign.

Leading the Attendance Boom

With a laundry list of legendary names on its all-time roster, it comes as no surprise that Mississippi State ranks among the nation's attendance leaders year in and year out. The Dudy Noble Field faithful have sold out the reserved seating allotment every season since 1987.

Along with routinely hosting some of the largest crowds in the SEC, ten of the last 12 three-day Super Bulldog Weekend series have drawn more than 25,000 fans.

MSU eclipsed the 200,000 mark in paid attendance at Dudy Noble Field for six-straight seasons between 2012-17, marking the first such occurrence in the program's history. In 2013, the Diamond Dawgs' five-millionth fan walked through the turnstiles at Dudy Noble Field. Since home attendance figures were charted starting in 1976, the "Carnegie Hall of College Baseball" has seen 7,283,977 fans rush through the gates.

In 22 of the last 23 seasons, Mississippi State has averaged 6,000 fans per game, including a record average of 10,259 during the 2022 campaign. Overall, State has eclipsed the 200,000-fan mark 14 times since 2002, with a school-record 373,784 viewing the 2019 home schedule.

Of the top 25 all-time college baseball on-campus attendances, Dudy Noble Field finds itself on the list 19 times, most notably owning the all-time on-campus attendance record of 15,586 on April 12, 2014. The Bulldogs own 15 of the top 16 marks in NCAA on-campus history and are the only NCAA baseball program to boast on-campus attendances of 14,000 or more. The five largest NCAA Super Regional crowds have all assembled in Starkville, Mississippi, as well.

From April 11-13, 2014, the Bulldog faithful flooded the gates at Dudy Noble Field to the tune of 39,181 fans for a three-game series versus Ole Miss. The nearly 40,000 fans on the weekend set an NCAA on-campus attendance record for a three-game series.

Dudy Noble Field has ushered in crowds of 10,000 or better 84 times, including 2007 NCAA Super Regional-record draws of 13,715 and 12,620 for nationally-televised, late-morning games against Clemson. In 2019, the first season of the "New Dude," the Diamond Dawgs garnered crowds of 10,000-plus a school-record 10 times.

Mississippi State has hosted 26 postseason events at the facility, including three NCAA District III Tournaments (1973-75), five SEC tournaments (1979, 81, 83, 88 & 95), 16 NCAA Regionals (1979, 84-85, 87-89, 90, 92, 97, 2000, 03, 13, 16, 19 & 21) and four NCAA Super Regionals (2007, 16, 19 & 21).

The Left Field Lounge

The aura of Mississippi State baseball at Dudy Noble Field is certainly not confined to the loyal legions in the impressive grandstand, pro-style luxury sky suites or luxurious Left Field Lofts.

In fact, some of the more highly-prized seats at Bulldog baseball games are found beyond the outfield fence in the Left Field Lounge™. Waiting lists greet those seeking to purchase one of the 96 outfield lounges in the iconic two-level outfield tailgate.

Once a colorful assortment of pickup trucks, motor homes, and trailers — most equipped with grills — lined the outfield fence, completing a circle of humanity at Dudy Noble Field. Now, the permanent lounge spaces are connected to the concourse, allowing everyone to stroll through and experience the iconic lounge culture.

What began in the late 1960s as a popular gathering spot for baseball-loving MSU supporters now forms college baseball's largest tailgate party.

The "New Dude"

The second demolition at the current site occurred following the 2017 season and the \$68 million facility opened its gates for the 2019 campaign. Architect Wier Boerner Allin, along with consultants Populous and famed stadium architect/State alum Janet Marie Smith designed the project, while construction manager ICM and general contractor JESCO Construction, Inc. oversaw the construction.

Covering 12 acres of land on the Mississippi State University campus, the 230,000 square foot facility carries on Dudy Noble Field's legacy as the "Carnegie Hall of College Baseball." Installation of the second largest scoreboard in college baseball, measuring 43 feet wide by 60 feet high, started the project in 2017. The board, which was the largest in college baseball upon installation, is larger than boards owned by three Major League Baseball teams. The addition of 96 permanent Left Field Lounge rigs encircling the outfield followed during the fall of 2018.

The concourse and lower-level grandstands were in place for the 2018 season, with the Diamond Suites, upper-deck reserved seating area and three unique club areas — Farm Bureau Triple Crown Club, Charlie and Dana Stephenson Omaha Club and The Rooftop Club — were completed prior to the 2019 campaign. The newest version of Dudy Noble Field also features increased restroom facilities and concession points of sale.

The player spaces also received an upgrade, expanding to cover 18,000 square feet underneath the facility. The fully-equipped Bruce and Julie Martin Locker Room includes an embedded equipment room, houses 40 wooden lockers and features an oversized, dimensional halo-lit '85 Script Mississippi State sign suspended overhead in the middle of the room.

The more spacious locker room includes an attached training room with whirlpool and fully-functional fueling station. The Mitch Moreland Hitting Tunnel, which is equipped with HitTrax, and Turner & Gloria Wingo Team Lounge are easily accessed from the home dugout, with the eye-popping player entrance and Hassell H. Franklin Omaha Room greeting players as they enter the facility. The Pat McMahon Pitching Lab is also housed under the stadium, featuring arm care and conditioning equipment, one oversized turfed mound with three pitching rubbers and state of the art video equipment.

TOP-25 CROWDS

Rank	Attendance	Opponent	Date
1.	15,586	* Ole Miss	April 12, 2014
2.	15,078	Texas A&M	April 16, 2016
3.	14,991	Florida	April 22, 1989
4.	14,562	Auburn	April 20, 2013
5.	14,385	# Notre Dame	June 12, 2021
6.	14,378	LSU	April 16, 1988
7.	14,320	Arizona State	Feb. 25, 2023
8.	14,228	LSU	April 9, 2022
9.	14,077	Alabama	March 26, 2022
10.	13,971	# Notre Dame	June 13, 2021
11.	13,761	Arkansas	April 25, 1992
12.	13,715	^ Clemson	June 9, 2007
13.	13,691	Kentucky	April 8, 2017
14.	13,617	Georgia	April 8, 2006
15.	13,452	^ Arizona	June 11, 2016
16.	13,351	Long Beach State	Feb. 19, 2022
17.	13,338	Ole Miss	April 17, 2021
18.	13,224	Ole Miss	April 11, 2014
19.	13,132	^ Stanford	June 8, 2019
20.	13,123	Ole Miss	April 15, 2000
21.	13,004	Florida	April 18, 2015
22.	12,913	^ Arizona	June 10, 2016
23.	12,708	Auburn	April 24, 1993
24.	12,620	^ Clemson	June 8, 2007
25.	12,360	Georgia	April 6, 2002

* - NCAA on-campus attendance record

^ - NCAA Regional

- NCAA Super Regional

NOTE: Mississippi State owns 90 crowds of 10,000-plus in the history of the program. The top 10 crowds in Dudy Noble Field history are also the top 10 on-campus crowds in NCAA history.



2023 SEASON STATISTICS

Record: 7-5 Home: 5-3 Away: 0-0 Neutral: 2-2 SEC: 0-0

Player	avg	gp-gs	ab	r	h	2b	3b	hr	rbi	tb	slg%	bb	hp	so	gdp	ob%	sf	sh	sb-att	po	a	e	fld%
38 Chance, Bryce	.385	11-11	39	10	15	2	0	2	13	23	.590	7	1	4	1	.489	0	0	2-2	7	0	0	1.000
8 Larry, Amani	.378	12-12	45	19	17	4	0	3	14	30	.667	8	8	3	3	.532	1	0	7-7	16	21	2	.949
20 Hancock, Luke	.342	12-12	38	13	13	5	0	1	8	21	.553	12	4	7	0	.509	3	0	0-0	108	13	2	.984
10 Ledbetter, Colton	.333	12-12	45	11	15	3	1	3	21	29	.644	13	1	7	0	.483	1	0	8-8	29	0	0	1.000
43 Forsythe, Lane	.278	12-12	36	11	10	2	0	1	10	15	.417	13	0	6	1	.469	0	1	3-3	16	22	4	.905
24 Alford, Slate	.234	12-12	47	9	11	1	0	1	7	15	.319	4	1	9	2	.296	2	0	0-0	3	16	6	.760
42 Jordan, Dakota	.216	10-10	37	4	8	1	0	1	6	12	.324	9	0	11	1	.354	2	0	1-2	20	0	2	.909
11 Clark, Kellum	.205	11-10	39	13	8	0	0	3	7	17	.436	8	0	7	1	.340	0	0	0-0	13	2	0	1.000
44 Hines, Hunter	.200	11-11	45	8	9	2	0	3	8	20	.444	5	1	8	0	.288	1	0	0-0	38	4	2	.955
5 Downs, Aaron	.500	5-0	4	0	2	0	0	0	0	2	.500	1	0	2	0	.600	0	0	0-0	0	0	0	.000
13 Chester, Nate	.500	5-0	2	2	1	0	0	0	0	1	.500	2	1	0	0	.800	0	0	0-0	0	0	0	.000
22 Highfill, Ross	.391	7-6	23	7	9	4	0	1	6	16	.696	2	3	7	0	.500	0	0	0-0	70	4	0	1.000
7 Hujsak, Connor	.250	6-0	4	0	1	1	0	0	2	2	.500	0	0	1	0	.200	1	0	0-0	0	0	0	.000
27 Hoyle, Wil	.000	4-0	3	0	0	0	0	0	0	0	.000	0	0	1	0	.000	0	0	0-0	0	1	1	.500
33 Seibert, Von	.000	3-0	1	0	0	0	0	0	0	0	.000	1	0	1	0	.500	0	0	0-0	3	0	0	1.000
28 Hubbard, Bryce	.000	1-0	1	0	0	0	0	0	0	0	.000	0	0	1	0	.000	0	0	0-0	0	0	0	.000
Totals	.291	12	409	107	119	25	1	19	102	203	.496	85	20	75	9	.427	11	1	21-22	324	101	23	.949
Opponents	.239	12	415	86	99	17	2	11	68	153	.369	79	14	142	5	.374	6	5	26-29	306	116	19	.957

LOB - Team (114), Opp (109). DPs turned - Team (5), Opp (11). CI - Team (0), Opp (1). Picked off - Larry 1, Clark 1.

(All games Sorted by Earned run avg)

Player	era	w-l	app	gs	cg	sho	sv	ip	h	r	er	bb	so	2b	3b	hr	b/avg	wp	hp	bk	sfa	sha
25 Dohm, Nate	0.00	2-1	5	0	0	0/0	1	12.1	5	3	0	3	12	2	0	0	.125	0	1	0	2	0
50 Cijntje, Jurrangelo	0.00	2-0	3	2	0	0/0	0	9.0	4	1	0	3	12	0	0	0	.138	1	2	0	0	0
55 Tapper, Brock	0.00	0-0	3	0	0	0/0	0	5.2	5	0	0	2	6	0	1	0	.227	1	0	0	0	0
14 Gibbs, Will	0.00	0-0	2	0	0	0/0	0	2.1	2	0	0	2	6	0	0	0	.222	0	0	0	0	0
4 Nixon, Aaron	0.00	0-0	1	0	0	0/0	0	1.0	0	0	0	1	3	0	0	0	.000	0	0	0	0	0
16 Cheatham, Cole	0.00	0-0	1	0	0	0/0	0	1.0	0	0	0	1	2	0	0	0	.000	1	0	0	0	0
30 Loftin, Bradley	3.00	0-1	3	2	0	0/0	0	9.0	4	5	3	11	13	1	0	0	.133	0	2	0	0	0
32 Stinnett, Parker	5.40	0-0	1	0	0	0/0	0	1.2	2	2	1	0	2	0	0	0	.400	0	1	0	1	1
12 Siary, Evan	5.62	0-1	3	0	0	0/0	0	8.0	6	7	5	5	12	3	0	0	.200	1	0	0	0	1
36 Gartman, Landon	5.79	1-0	3	3	0	0/0	0	14.0	13	9	9	8	19	3	0	3	.232	4	1	1	0	1
21 Holcombe, Colby	7.71	0-0	4	0	0	0/0	0	4.2	3	7	4	7	8	0	0	1	.158	0	0	0	0	0
39 Yntema, Graham	8.10	1-1	4	2	0	0/0	0	10.0	14	10	9	6	13	1	0	1	.341	1	2	1	0	0
15 Smith, Cade	9.00	1-1	2	2	0	0/0	0	7.0	5	7	7	8	7	1	0	2	.208	0	2	0	1	1
45 Davis, Tyler	9.28	0-0	5	0	0	0/0	0	10.2	14	14	11	7	10	5	0	2	.304	1	2	0	1	1
6 Forsythe, Logan	10.80	0-0	2	0	0	0/0	0	1.2	3	3	2	2	3	0	0	0	.375	1	1	0	1	0
26 Hardin, Tyson	11.12	0-0	5	0	0	0/0	0	5.2	12	7	7	4	6	1	1	2	.414	0	0	0	0	0
2 Hunt, KC	22.85	0-0	3	1	0	0/0	0	4.1	7	11	11	9	8	0	0	0	.333	1	0	0	0	0
Totals	5.75	7-5	12	12	0	0/0	1	108.0	99	86	69	79	142	17	2	11	.239	12	14	2	6	5
Opponents	8.74	5-7	12	12	0	0/0	2	102.0	119	107	99	85	75	25	1	19	.291	15	20	0	11	1

PB - Team (10), Highfill 9, Hancock 1, Opp (1). Pickoffs - Team (6), Yntema 3, Loftin 2, Smith 1, Opp (2). SBA/ATT - Hancock (20-21), Hunt (8-8), Highfill (6-6), Yntema (3-5), Gartman (4-4), Dohm (2-3), Holcombe (2-2), Hardin (2-2), Smith (2-2), Stinnett (1-1), Loftin (1-1), Cijntje (1-1).



2022 SOUTHEASTERN CONFERENCE STATISTICS

Record: 9-21 Home: 4-11 Away: 5-10 SEC: 9-21

Player	avg	gp-gs	ab	r	h	2b	3b	hr	rbi	tb	slg%	bb	hp	so	gdp	ob%	sf	sh	sb-att	po	a	e	fld%
4 Yeager, RJ	.323	30-30	133	21	43	10	1	14	33	97	.729	5	3	24	0	.359	1	0	2-2	51	70	1	.992
33 Cumbest, Brad	.304	30-30	115	19	35	5	0	8	17	64	.557	6	2	28	1	.347	1	0	1-2	45	0	1	.978
19 Tanner, Logan	.286	30-30	119	17	34	4	0	4	13	50	.420	19	2	28	2	.390	1	0	0-0	268	24	3	.990
43 Forsythe, Lane	.284	28-23	67	10	19	2	1	0	4	23	.343	9	1	23	3	.372	1	0	1-1	23	66	4	.957
20 Hancock, Luke	.276	30-30	123	19	34	4	0	4	17	50	.407	13	7	14	3	.372	2	0	0-0	250	15	5	.981
44 Hines, Hunter	.270	30-30	115	22	31	5	0	8	23	60	.522	15	0	34	3	.351	1	0	0-0	4	0	0	1.000
6 James, Kamren	.260	30-30	123	19	32	4	0	5	12	51	.415	13	2	33	1	.341	0	0	4-5	23	37	4	.938
11 Clark, Kellum	.241	30-30	112	20	27	7	1	7	21	57	.509	12	5	34	0	.338	1	0	2-2	42	0	0	1.000

36 Skinner, Brayland	.429	15-3	14	4	6	1	0	0	0	7	.500	0	0	3	0	.429	0	0	3-3	12	0	0	1.000
30 Seibert, Von	.294	17-0	17	0	5	0	0	0	1	5	.294	2	0	8	0	.368	0	0	0-0	0	0	0	.000
14 Corder, Matt	.214	9-3	14	3	3	1	1	0	1	6	.429	3	0	2	1	.353	0	0	0-0	8	0	0	1.000
31 Leggett, Tanner	.200	19-7	25	4	5	1	0	1	5	9	.360	3	1	6	0	.310	0	3	2-2	13	18	4	.886
24 Alford, Slate	.200	12-4	20	1	4	0	0	1	2	7	.350	1	0	8	0	.238	0	0	0-0	0	9	1	.900
3 Davis, Jess	.197	17-15	61	4	12	4	0	1	10	19	.311	4	2	21	0	.269	0	0	1-3	39	1	1	.976
5 Downs, Aaron	.154	8-2	13	3	2	1	0	0	0	3	.231	1	0	5	0	.214	0	1	0-0	4	0	0	1.000
8 McGowan, Drew	.067	8-3	15	1	1	0	0	0	0	1	.067	0	1	5	1	.125	0	0	0-0	9	0	0	1.000
Totals	.270	30	1086	167	293	49	4	53	159	509	.469	106	26	276	15	.347	8	4	16-20	799	264	24	.978
Opponents	.278	30	1055	240	293	63	4	58	230	538	.510	172	30	291	20	.389	14	11	15-22	820	269	19	.983

LOB - Team (243), Opp (244). DPs turned - Team (24), Opp (16). CI - Team (1), Tanner 1. IBB - Team (4), Yeager 1, James 1, Tanner 1, Hancock 1, Opp (8). Picked off - Davis 1, Skinner 1, Hines 1, Forsythe 1, Tanner 1.

(SEC games only Sorted by Earned run avg)

Player	era	w-l	app	gs	cg	sho	sv	ip	h	r	er	bb	so	2b	3b	hr	b/avg	wp	hp	bk	sfa	sha
15 Smith, Cade	4.65	1-4	10	10	0	0/0	0	50.1	47	31	26	30	43	8	1	9	.236	4	2	0	1	0
35 Johnson, Preston	6.51	1-4	10	10	0	0/0	0	56.2	58	43	41	29	84	13	2	14	.260	2	5	0	3	3
7 Smith, Brandon	6.70	1-5	9	6	0	0/0	0	41.2	51	34	31	15	34	5	1	14	.305	3	3	0	2	1

47 Talley, Drew	4.05	0-0	9	0	0	0/0	0	6.2	7	3	3	5	7	4	0	1	.292	0	0	0	1	0
48 x-Augur, Brooks	4.26	1-0	7	0	0	0/0	0	12.2	12	9	6	9	13	2	0	3	.267	0	1	0	1	3
9 Kohn, Pico	6.10	1-2	13	0	0	0/0	0	20.2	20	18	14	14	19	3	0	5	.256	1	3	0	2	1
2 Hunt, KC	6.87	1-3	11	0	0	0/0	1	18.1	18	14	14	10	22	4	0	3	.254	1	1	0	1	0
27 Fristoe, Jackson	9.00	2-2	14	0	0	0/0	0	19.0	22	19	19	10	26	9	0	1	.289	1	3	0	1	2
32 Stinnett, Parker	9.95	1-1	5	4	0	0/0	0	12.2	13	14	14	17	12	1	0	1	.283	3	2	0	1	0
16 Cheatham, Cole	11.05	0-0	6	0	0	0/0	0	7.1	8	9	9	7	11	2	0	1	.250	1	1	1	0	0
45 Tullar, Cam	17.72	0-0	13	0	0	0/0	0	10.2	19	21	21	10	10	3	0	5	.396	0	6	0	0	1
18 Walker, Jack	18.00	0-0	2	0	0	0/0	0	3.0	3	6	6	4	0	2	0	1	.250	1	2	0	0	0
39 Tepper, Mikey	23.82	0-0	5	0	0	0/0	0	5.2	13	15	15	10	7	5	0	0	.448	2	0	0	1	0
29 Walling, Andrew	36.00	0-0	1	0	0	0/0	0	1.0	2	4	4	2	3	2	0	0	.400	1	1	0	0	0
Totals	7.50	9-21	30	30	0	0/0	1	266.1	293	240	222	172	291	63	4	58	.278	20	30	1	14	11
Opponents	5.00	21-9	30	30	1	1/1	8	273.1	293	167	152	106	276	49	4	53	.270	21	26	0	8	4

PB - Team (3), Tanner 3, Opp (3). Pickoffs - Team (0), Opp (5). SBA/ATT - Tanner (15-21), Kohn (4-5), Talley (2-3), Smith, C. (3-3), Johnson (0-2), Fristoe (2-2), Stinnett (0-2), Smith, B. (1-2), Hunt (1-1), Cheatham (1-1), Tullar (1-1).

2023 GAME-BY-GAME (HITTING)

Date	Opponent	ab	r	h	rbi	2b	3b	hr	tb	bb	ibb	sb	cs	hbp	sac	sf	gdp	k	po	a	e	lob	avg
Feb 17	VMI	38	11	16	11	4	0	1	23	10	0	5	0	0	0	2	0	2	27	10	3	15	.421
Feb 18	VMI	43	13	17	13	6	0	2	29	6	0	1	0	0	0	0	2	2	27	7	3	9	.407
Feb 19	VMI	35	9	10	8	2	0	3	21	5	0	4	0	0	0	1	0	5	27	10	1	8	.371
Feb 21	ULM	32	5	6	5	0	0	2	12	5	0	0	0	2	0	0	1	6	27	10	3	7	.331
Feb 22	ULM	33	14	12	14	3	0	3	24	10	0	0	0	3	0	1	1	5	27	5	2	10	.337
Feb 24	ARIZONA STATE	33	4	7	4	2	0	0	9	7	0	0	0	2	0	0	3	10	27	5	1	11	.318
Feb 25	ARIZONA STATE	29	5	6	5	0	0	0	6	5	0	3	0	0	0	0	0	7	27	11	0	5	.305
Feb 26	ARIZONA STATE	34	16	15	15	1	0	3	25	5	0	2	0	2	1	3	0	9	27	7	0	5	.321
Feb 28	vs Southern Miss	28	10	7	9	1	1	1	13	8	0	0	1	5	0	2	1	7	27	7	3	9	.315
Mar 3	vs Ohio State	30	3	3	2	1	0	0	4	12	0	2	0	4	0	0	0	12	27	8	4	16	.296
Mar 4	vs Oklahoma	37	9	10	9	1	0	2	17	8	0	2	0	0	0	1	0	7	27	15	1	10	.293
Mar 5	vs California	37	8	10	7	4	0	2	20	4	0	2	0	2	0	1	1	3	27	6	2	9	.291
Totals		409	107	119	102	25	1	19	203	85	0	21	1	20	1	11	9	75	324	101	23	114	.291



2023 GAME-BY-GAME (PITCHING)

Date	Opponent	ip	h	r	er	bb	so	2b	3b	hr	wp	bk	hbp	dp	ibb	score	w-l	sv	era
Feb 17	VMI	9.0	8	2	1	4	11	2	0	0	1	1	1	2	0	11-2	1-0	0	1.00
Feb 18	VMI	9.0	7	14	11	12	12	1	0	1	1	0	1	0	0	13-14	1-1	0	6.00
Feb 19	VMI	9.0	9	3	3	3	13	2	0	0	2	1	0	0	0	9-3	2-1	0	5.00
Feb 21	ULM	9.0	12	11	8	5	14	2	0	2	1	0	2	0	0	5-11	2-2	0	5.75
Feb 22	ULM	9.0	6	3	2	5	15	0	0	0	0	0	2	0	0	14-3	3-2	0	5.00
Feb 24	ARIZONA STATE	9.0	12	13	13	12	11	0	1	2	1	0	1	0	0	4-13	3-3	0	6.33
Feb 25	ARIZONA STATE	9.0	5	1	1	2	10	0	0	0	1	0	2	0	0	5-1	4-3	1	5.57
Feb 26	ARIZONA STATE	9.0	8	3	3	5	12	0	0	2	0	0	0	0	0	16-3	5-3	1	5.25
Feb 28	vs Southern Miss	9.0	5	9	6	11	12	4	0	0	0	0	1	1	0	10-9	6-3	1	5.33
Mar 3	vs Ohio State	9.0	5	8	4	8	15	2	0	0	2	0	1	2	0	3-8	6-4	1	5.20
Mar 4	vs Oklahoma	9.0	18	15	13	7	7	3	1	2	1	0	1	0	0	9-15	6-5	1	5.91
Mar 5	vs California	9.0	4	4	4	5	10	1	0	2	2	0	2	0	0	8-4	7-5	1	5.75
Totals		108.0	99	86	69	79	142	17	2	11	12	2	14	5	0	107-86	7-5	1	5.75

2023 GAME-BY-GAME STARTERS (BATTING ORDER)

DATE	OPPONENT	1	2	3	4	5	6	7	8	9	SP
2/17	VMI	Larry	Ledbetter	Jordan	Hines	Alford	Clark	Hancock	Chance	La. Forsythe	Smith
2/18	VMI	Larry	Ledbetter	Jordan	Hines	Alford	Clark	Hancock	Chance	La. Forsythe	Hunt
2/19	VMI	Larry	Ledbetter	Jordan	Hancock	Alford	Clark	Chance	Highfill	La. Forsythe	Gartman
2/21	ULM	Larry	Ledbetter	Jordan	Hines	Alford	Clark	Hancock	Chance	La. Forsythe	Loftin
2/22	ULM	Larry	Ledbetter	Jordan	Hancock	Alford	Hines	Chance	Highfill	La. Forsythe	Cijntje
2/24	Arizona State	Larry	Ledbetter	Chance	Hancock	Alford	Hines	Jordan	Highfill	La. Forsythe	Smith
2/25	Arizona State	Larry	Ledbetter	Jordan	Hancock	Alford	Hines	Clark	Chance	La. Forsythe	Yntema
2/26	Arizona State	Larry	Ledbetter	Jordan	Hancock	Alford	Hines	Clark	Chance	La. Forsythe	Gartman
2/28	vs. Southern Miss. (1)	Larry	Ledbetter	Jordan	Hancock	Alford	Hines	Clark	Highfill	La. Forsythe	Loftin
3/3	vs. Ohio State (3)	Larry	Ledbetter	Jordan	Hancock	Alford	Hines	Clark	Chance	La. Forsythe	Cijntje
3/4	vs. Oklahoma (3)	Larry	Ledbetter	Chance	Hancock	Alford	Hines	Highfill	Clark	La. Forsythe	Yntema
3/5	vs. California (3)	Larry	Ledbetter	Chance	Hancock	Alford	Hines	Highfill	Clark	La. Forsythe	Gartman
3/7	Valpariso										
3/10	Lipscomb										
3/11	Lipscomb										
3/12	Lipscomb										
3/14	vs. Nicholls State (2)										
3/15	vs. Louisiana (2)										
3/17	at Kentucky*										
3/18	at Kentucky*										
3/19	at Kentucky*										
3/21	Arkansas State										
3/24	Vanderbilt*										
3/25	Vanderbilt*										
3/26	Vanderbilt*										
3/28	Samford										
3/30	South Carolina*										
3/31	South Carolina*										
4/1	South Carolina*										
4/4	Grambling										
4/6	at Alabama*										
4/7	at Alabama*										
4/8	at Alabama*										
4/11	at UAB										
4/14	Ole Miss*										
4/15	Ole Miss*										
4/16	Ole Miss*										
4/18	Southern										
4/21	at Auburn*										
4/22	at Auburn*										
4/23	at Auburn*										
4/25	vs. Ole Miss (1)										
4/27	at Tennessee*										
4/28	at Tennessee*										
4/29	at Tennessee*										
5/5	Arkansas*										
5/6	Arkansas*										
5/7	Arkansas*										
5/9	Memphis										
5/12	at LSU*										
5/13	at LSU*										
5/14	at LSU*										
5/16	North Alabama										
5/18	Texas A&M*										
5/19	Texas A&M*										
5/20	Texas A&M*										

* - Southeastern Conference game | (1) - Trustmark Park; Pearl, Miss. | (2) - MGM Park; Biloxi, Miss. | (3) - Riders Field; Frisco, Texas



2023 GAME-BY-GAME STARTERS (POSITION)

DATE	OPPONENT	C	1B	2B	3B	SS	LF	CF	RF	DH	SP
2/17	VMI	Hancock	Hines	Larry	Alford	La. Forsythe	Ledbetter	Jordan	Clark	Chance	Smith
2/18	VMI	Hancock	Hines	Larry	Alford	La. Forsythe	Ledbetter	Jordan	Clark	Chance	Hunt
2/19	VMI	Highfill	Hancock	Larry	Alford	La. Forsythe	Ledbetter	Jordan	Clark	Chance	Gartman
2/21	ULM	Hancock	Hines	Larry	Alford	La. Forsythe	Ledbetter	Jordan	Clark	Chance	Loftin
2/22	ULM	Highfill	Hancock	Larry	Alford	La. Forsythe	Jordan	Ledbetter	Chance	Hines	Cijntje
2/24	Arizona State	Highfill	Hancock	Larry	Alford	La. Forsythe	Jordan	Ledbetter	Chance	Hines	Smith
2/25	Arizona State	Hancock	Hines	Larry	Alford	La. Forsythe	Jordan	Ledbetter	Clark	Chance	Yntema
2/26	Arizona State	Hancock	Hines	Larry	Alford	La. Forsythe	Jordan	Ledbetter	Clark	Chance	Gartman
2/28	vs. Southern Miss. (1)	Highfill	Hancock	Larry	Alford	La. Forsythe	Jordan	Ledbetter	Clark	Hines	Loftin
3/3	vs. Ohio State (3)	Hancock	Hines	Larry	Alford	La. Forsythe	Jordan	Ledbetter	Clark	Chance	Cijntje
3/4	vs. Oklahoma (3)	Highfill	Hancock	Larry	Alford	La. Forsythe	Chance	Ledbetter	Clark	Hines	Yntema
3/5	vs. California (3)	Highfill	Hancock	Larry	Alford	La. Forsythe	Chance	Ledbetter	Clark	Hines	Gartman
3/7	Valpariso										
3/10	Lipscomb										
3/11	Lipscomb										
3/12	Lipscomb										
3/14	vs. Nicholls State (2)										
3/15	vs. Louisiana (2)										
3/17	at Kentucky*										
3/18	at Kentucky*										
3/19	at Kentucky*										
3/21	Arkansas State										
3/24	Vanderbilt*										
3/25	Vanderbilt*										
3/26	Vanderbilt*										
3/28	Samford										
3/30	South Carolina*										
3/31	South Carolina*										
4/1	South Carolina*										
4/4	Grambling										
4/6	at Alabama*										
4/7	at Alabama*										
4/8	at Alabama*										
4/11	at UAB										
4/14	Ole Miss*										
4/15	Ole Miss*										
4/16	Ole Miss*										
4/18	Southern										
4/21	at Auburn*										
4/22	at Auburn*										
4/23	at Auburn*										
4/25	vs. Ole Miss (1)										
4/27	at Tennessee*										
4/28	at Tennessee*										
4/29	at Tennessee*										
5/5	Arkansas*										
5/6	Arkansas*										
5/7	Arkansas*										
5/9	Memphis										
5/12	at LSU*										
5/13	at LSU*										
5/14	at LSU*										
5/16	North Alabama										
5/18	Texas A&M*										
5/19	Texas A&M*										
5/20	Texas A&M*										

* - Southeastern Conference game | (1) - Trustmark Park; Pearl, Miss. | (2) - MGM Park; Biloxi, Miss. | (3) - Riders Field; Frisco, Texas

2023 TV/MEDIA ROSTER



2 | KC Hunt
RHP | L/R | Sr./Jr.
Wyckoff, N.J.



3 | David Mershon
IF | S/R | Fr./Fr.
Taylors, S.C.



4 | Aaron Nixon
RHP | R/R | Jr./Jr.
McAllen, Texas



5 | Aaron Downs
IF/OF | R/R | So./So.
Pella, Iowa



6 | Logan Forsythe
RHP | R/R | Fr./Fr.
D'Iberville, Miss.




7 | Connor Hujsak
IF/OF | R/R | Jr./Jr.
Richland, Miss.



8 | Amani Larry
IF | R/R | Jr./Jr.
Bossier City, La.



9 | Pico Kohn
LHP | L/L | So./So.
Verbena, Ala.



10 | Colton Ledbetter
OF | L/R | Jr./Jr.
Hoover, Ala.



11 | Kellum Clark
OF | L/R | Jr./Jr.
Brandon, Miss.



12 | Evan Siary
RHP | R/R | Fr./Fr.
Columbus, Miss.



13 | Nate Chester
IF | R/R | So./So.
Kansas City, Mo.



14 | Will Gibbs
RHP | R/R | Fr./Fr.
Flowood, Miss.



15 | Cade Smith
RHP | L/R | Jr./Jr.
Southaven, Miss.



16 | Cole Cheatham
LHP | L/L | So./So.
Ardmore, Ala.



17 | Stone Simmons
RHP | R/R | Sr./Jr.
Houston, Texas



19 | Max Miller
LHP | L/L | Fr./Fr.
Vanceville, Miss.




20 | Luke Hancock
C/IF | L/R | Gr./Sr.
Houston, Miss.



21 | Colby Holcombe
RHP | R/R | So./So.
Florence, Ala.



22 | Ross Highfill
C | R/R | Fr./Fr.
Madison, Miss.



24 | Slate Alford
IF | R/R | So./So.
Madison, Ala.



25 | Nate Dohm
RHP | R/R | So./So.
Zionsville, Ind.



26 | Tyson Hardin
RHP | R/R | So./So.
Dover, Fla.



27 | Wil Hoyle
IF | S/R | Gr./Sr.
Durham, N.C.



28 | Bryce Hubbard
C | L/R | Fr./Fr.
Norcross, Ga.



29 | Nate Williams
RHP | R/R | So./So.
Acworth, Ga.



30 | Bradley Loftin
LHP | L/L | Fr./Fr.
Southaven, Miss.



32 | Parker Stinnett
RHP | R/R | Sr./Jr.
Oxford, Miss.



33 | Von Seibert
IF/OF | L/L | Sr./Jr.
Daphne, Ala.



36 | Landon Gartman
RHP | R/R | Sr./Jr.
Bogue Chitto, Miss.



37 | Hollis Porter
IF/OF | L/L | Fr./Fr.
Hurley, Miss.



38 | Bryce Chance
OF | R/R | So./Fr.
Ridgeland, Miss.



39 | Graham Yntema
LHP | L/L | So./So.
Lilburn, Ga.



40 | Ryan Williams
C | S/R | Fr./Fr.
Cypress, Texas



42 | Dakota Jordan
OF | R/R | Fr./Fr.
Canton, Miss.



43 | Lane Forsythe
IF | R/R | Jr./Jr.
Humboldt, Tenn.



44 | Hunter Hines
IF/OF | L/R | So./So.
Madison, Miss.



45 | Tyler Davis
LHP | L/L | Jr./Jr.
Newport News, Va.



48 | Brooks Auger
RHP | R/R | Jr./Jr.
Farmerville, La.



50 | Jurrangelo Cijntje
BHP | S/S | Fr./Fr.
Pembroke Pines, Fla.



55 | Brock Tapper
LHP | L/L | Fr./Fr.
Nesbit, Miss.