



# MISSISSIPPI STATE BASEBALL

## 2021 NATIONAL CHAMPIONS

133 Seasons | 39 NCAA Tournament Appearances | 12 College World Series Appearances | 19 MLB First Round Draft Picks

### 2023 SCHEDULE & RESULTS

February		(6-3)	
	TV	TIME	
17	VMI	SECN+	W, 11-2
18	VMI	SECN+	L, 14-13
19	VMI	SECN+	W, 9-3
21	ULM	SECN+	L, 11-5
22	ULM	SECN+	W, 14-3
24	ARIZONA STATE	SECN+	L, 13-4
25	ARIZONA STATE	SECN+	W, 5-1
26	ARIZONA STATE	SECN+	W, 16-3
28	vs. Southern Miss (1)	SECN+	W, 10-9
March		(7-2)	
3	vs. Ohio State (3)	D1Baseball	L, 8-3
4	vs. Oklahoma (3)	D1Baseball	L, 15-9
5	vs. California (3)	D1Baseball	W, 8-4
7	VALPARAISO	SECN+	W, 12-2 (7)
10	LIPSCOMB	SECN+	W, 8-2
11	LIPSCOMB	SECN+	W, 4-3
11	LIPSCOMB	SECN+	W, 12-4
14	vs. Nicholls State (2)	SECN+	W, 12-4
15	vs. Louisiana (2)	SECN+	W, 4-2
17	at Kentucky *	SECN+	5:30 p.m.
18	at Kentucky *	SECN+	1 p.m.
19	at Kentucky *	SEC Network	11 a.m.
21	ARKANSAS STATE	SECN+	6 p.m.
24	VANDERBILT *	SECN+	6 p.m.
25	VANDERBILT *	SECN+	2 p.m.
26	VANDERBILT *	SECN+	1 p.m.
28	SAMFORD	SECN+	6 p.m.
30	SOUTH CAROLINA *	SEC Network	6 p.m.
31	SOUTH CAROLINA *	SECN+	6 p.m.
April		(0-0)	
1	SOUTH CAROLINA *	SECN+	2 p.m.
4	GRAMBLING	SECN+	6 p.m.
6	at Alabama *	SECN+	6 p.m.
7	at Alabama *	ESPNU	6 p.m.
8	at Alabama *	SECN+	5 p.m.
11	at UAB	--	6 p.m.
14	OLE MISS *	SECN+	6 p.m.
15	OLE MISS *	SEC Network	3 p.m.
16	OLE MISS *	SECN+	1 p.m.
18	SOUTHERN	SECN+	6 p.m.
21	at Auburn *	SECN+	6 p.m.
22	at Auburn *	SECN+	2 p.m.
23	at Auburn *	SECN+	1 p.m.
25	vs. Ole Miss (1)	--	6 p.m.
27	at Tennessee *	SEC Network	6 p.m.
28	at Tennessee *	SECN+	5:30 p.m.
29	at Tennessee *	ESPNU	1 p.m.
May		(0-0)	
5	ARKANSAS *	SECN+	6 p.m.
6	ARKANSAS *	ESPNU	6:30 p.m.
7	ARKANSAS *	SECN+	1 p.m.
9	MEMPHIS	SECN+	6 p.m.
12	at LSU *	SEC Network	7:30 p.m.
13	at LSU *	SECN+	6 p.m.
14	at LSU *	SECN+	1 p.m.
16	NORTH ALABAMA	SECN+	6 p.m.
18	TEXAS A&M *	SECN+	6 p.m.
19	TEXAS A&M *	SECN+	6 p.m.
20	TEXAS A&M *	SECN+	2 p.m.

All times central and subject to change

HOME GAMES IN BOLD CAPS | \* - Southeastern Conference game

(1) - Trustmark Park; Pearl, Miss. | (2) - MGM Park; Biloxi, Miss. | (3) - Riders Field; Frisco, Texas

Baseball Contact: Travis Rae | Email: TRae@athletics.msstate.edu | Twitter: @HailStateBB



### Mississippi State

**Record (SEC):** 13-5 (0-0)  
**H/A/N:** 9-3 / 0-0 / 4-2  
**Streak:** W7  
**Rankings:** Baseball America - NR, CBN - NR  
D1Baseball - NR, NCBWA - RV  
Perfect Game - NR, USA Today - NR  
**Head Coach:** Chris Lemonis  
**Record at MSU (Yrs.):** 154-72 (5th)  
**Career Record (Yrs.):** 294-163-2 (9th)  
**First Year of Baseball:** 1885  
**Program Record:** 2,794-1,633-29 (.630)

### MARCH 17-19, 2023

Mississippi State at Kentucky  
Kentucky Proud Park II | Lexington, Ky.

Friday: 5:30 p.m. CT  
Saturday: 1:00 p.m. CT  
Sunday: 11:00 a.m. CT

### The Rotation

#### Friday, March 17

MSU: Jurrangel Cijntje, BHP, Fr. 3-0, 0.60 ERA, 20 SO  
UK: Darren Williams, RHP, Gs. 1-0, 1.06 ERA, 17 SO

#### Saturday, March 18

MSU: Landon Gartman, RHP, Jr. 1-0, 4.95 ERA, 25 SO  
UK: Tyler Bosma LHP, Gs. 3-1, 4.34 ERA, 16 SO

#### Sunday, March 19

MSU: Graham Yntema, LHP, So. 1-0, 5.79 ERA, 18 SO  
UK: Zack Lee, RHP, Sr. 3-0, 2.14 ERA, 22SO



### Kentucky

**Record (SEC):** 15-2 (0-0)  
**H/A/N:** 10-1 / 5-1 / 0-0  
**Streak:** W11  
**Rankings:** Baseball America - NR, CBN - NR  
D1Baseball - NR, NCBWA - RV  
Perfect Game - NR, USA Today - RV  
**Head Coach:** Nick Mingione  
**Record at Kentucky (Yrs.):** 191-131 (7th)  
**Career Record (Yrs.):** 191-131 (7th)  
**First Year of Baseball:** 1895  
**Program Record:** 2,030-1,907-25 (.514)

### GAMEDAY INFORMATION

Mississippi State at Kentucky  
Kentucky Proud Park (Lexington, Ky.)

	Friday	Saturday	Sunday
<b>First Pitch:</b>	5:32 p.m. CT	1:02 p.m. CT	11:02 a.m. CT
<b>TV:</b>	--	--	SEC Network
<b>Internet Stream:</b>	SECN+	SECN+	SECN+
<b>Radio:</b>	MSU Radio Network (96.1 FM locally)	MSU Radio Network (96.1 FM locally)	MSU Radio Network (96.1 FM locally)
<b>Audio Stream:</b>	HailState.com/Listen	HailState.com/Listen	HailState.com/Listen

### DAWG BITES

- The Dawgs are looking at becoming just the third school in SEC history to win 1,000 Southeastern Conference contests. The only schools to accomplish this feat are Florida and LSU. Mississippi State has 988 SEC wins in program history as they enter SEC play at Kentucky this weekend.
- GOOD EYE:** The Diamond Dawgs are finding ways to reach base this season, including drawing walks. The Bulldogs have drawn 127 base on balls this season, the third most in the NCAA. Seven different players have drawn ten or more walks this season.
- LIVING LIKE LARRY:** Since getting to New Orleans last season, Amani Larry has found ways to get on base. That has not change since he got to Mississippi State. Over his two years at a NCAA Division I program, Larry has the fourth highest active on base percentage. Over those two years, he has an on base percentage of .491.
- Since March 4, the Dawgs have been showing off their power. Over this span, MSU has hit 16 homers over a eight game stretch. They have hit 31 home runs this year, including a four homer game against Lipscomb to close out the series. The 31 home runs this season are the 22nd most in the NCAA.
- Ross Highfill exploded in game three against Lipscomb last weekend. He drove three home runs out of the field, becoming the first Bulldog to do such since Brent Rooker did on April 8, 2017.
- The Diamond Dawgs have been racking up the strikes this season. Over the 18 games the Dawgs have played, they have tallied 205 Ks. The 205 punchouts are the sixth most in the NCAA this season.
- Mississippi State is great at turning out major league talent, with 66 Diamond Dawgs reaching the highest level of the sport, but it is also great at keeping student-athletes on campus. The Dawgs returned one player, KC Hunt, who was drafted in the 12th round by the Pittsburgh Pirates in 2022.
- Mississippi State has the BEST fans in collegiate baseball, which showed during the season's first two weeks. The Dawgs averaged the most fans on opening weekend and led the nation drawing 11,127 per game. Over the first eight home games of the season, the Dawgs are averaging 11,127 per game, the most in the NCAA.
- The Bulldog's captain, Luke Hancock, was named to the 2023 Buster Posey award watch list this week, awarded to the best catcher in collegiate baseball.

MSU Athletic Communications: Travis Rae

Email: trae@athletics.msstate.edu

Office: 715.205.0324

Twitter: @HailStateBB



## PROGRAM QUICK FACTS

### School Information

Location	Starkville, Mississippi
Founded	1878
Enrollment	23,086
President	Dr. Mark E. Keenum
Faculty Representative	Dr. Brent Fountain
Director of Athletics	Zac Selmon
Twitter	@ZacSelmon
Affiliation	NCAA Division I
Conference	Southeastern - Western Division
Nickname	Bulldogs
Colors	Maroon and White

### Stadium

Name	Dudy Noble Field, Polk-DeMent Stadium
Capacity	15,000+
Field Dimensions	Left-330, Left Center-385, Center-400, Right Center-380, Right-305

### 2022 Team Information

Overall Record (SEC)	26-30 (9-21)
Home / Away / Neutral	18-14 / 7-12 / 1-4
Postseason	--
Lettermen Returning/Lost	14/19
Position Starters Returning/Lost	5/4
Pitchers Returning/Lost	7/11
Newcomers	27 (14 Freshmen, 13 Transfers)

### Program Information

First Year of Baseball	1885 (133rd season)
First Year in SEC	1933 (Charter Member)
All-Time Record (Win %)	2,794-1,633-29 (.630)
All-Time SEC Record (Win %)	988-853-3 (.537)
SEC Championships (Last)	11 (2016)
SEC Tournament Championships (Last)	7 (2012)
NCAA Tournaments (Last)	39 (2021)
NCAA Super Regionals (Last)	10 (2021)
College World Series (Last)	12 (2021)
National Championship (Last)	1 (2021)

## MEDIA INFORMATION

### BASEBALL MEDIA PORTAL

Mississippi State has created an online portal for media members covering the Bulldogs' baseball program. To access the portal, visit [hailst.at/BBMedia](http://hailst.at/BBMedia).

The Baseball Press Box Page of HailState.com will include links to media guides, quick facts, game notes, box scores, recaps, pool photography and team and staff headshots.

### PRESS BOX SERVICES

A complete NCAA box score and pertinent game facts are available to members of the working media following each game. Seats will be assigned, and masks covering the nose and mouth may be required, consistent with current university policy. A pregame meal is served in the press box approximately one hour prior to each game.

The press box is equipped with high-speed internet and telephone access. It is also set up to accommodate television and team radio/video personnel.

### RADIO BROADCASTS

Dudy Noble Field houses radio lines to support home and visitor radio broadcasts. For more information on the phone lines, please contact Travis Rae in the Communications office.

### POSTGAME INTERVIEWS

Requested MSU players, along with head coach Chris Lemonis, will be available for a postgame media session in the Omaha Room approximately 20 minutes after home games. The Mississippi State locker room and team spaces are closed to the media.

### MSU PLAYER/COACH AVAILABILITY

Players and coaches will be made available to the media upon request. Those wishing to set up an interview must contact Travis Rae via phone or email at least 48 hours prior to the desired interview time. On gameday, players and coaches are only available postgame.

In most cases, players will be available for a brief time before or after practices which are typically scheduled on weekday afternoons.

Media members are NOT permitted to contact student-athletes on their own at any time. This includes phone, email, text or through social media platforms. Student-athletes' contact information will not be given out.

### PHOTOGRAPHERS / VIDEOGRAPHERS

A limited number of photographers and videographers will be permitted to shoot in the photo wells at each end of home and visiting dugouts. Those wishing to shoot a game must request access at least 24 hours before the game.

To access the SEC's media FTP, contact [licensing@xosdigital.com](mailto:licensing@xosdigital.com).

### CONTACT INFORMATION:

#### TRAVIS RAE Baseball

Office	(715) 205-0324
Email	<a href="mailto:TRAE@athletics.msstate.edu">TRAE@athletics.msstate.edu</a>
Twitter	@TravisRae





## 2023 ROSTER

### NUMERICAL

#	Name	Pos.	B/T	Ht.	Wt.	CL./Exp.	Hometown/High School (Previous School)
2	KC Hunt	RHP	L/R	6-3	200	Sr./Jr.	Wyckoff, N.J./Ramapo
3	David Mershon	INF	S/R	5-8	165	Fr./Fr.	Taylor, S.C./Eastside
4	Aaron Nixon	RHP	R/R	6-0	210	Jr./Jr.	McAllen, Texas/McAllen (Texas)
5	Aaron Downs	INF/OF	R/R	6-0	210	So./So.	Pella, Iowa/Heritage Academy
6	Logan Forsythe	RHP	R/R	6-0	190	Fr./Fr.	D'Iberville, Miss./D'Iberville
7	Connor Hujak	INF/OF	R/R	6-2	200	Jr./Jr.	Goffstown, N.H./Goffstown (VCU)
8	Amani Larry	INF	R/R	5-11	190	Jr./Jr.	Bossier City, La./Parkway (East Central CC/New Orleans)
9	Pico Kohn	LHP	L/L	6-4	200	So./So.	Verbena, Ala./Chilton County
10	Colton Ledbetter	OF	L/R	6-2	205	Jr./Jr.	Hoover, Ala./Spain Park (Samford)
11	Kellum Clark	OF	L/R	6-4	205	Jr./Jr.	Brandon, Miss./Brandon
12	Evan Siary	RHP	R/R	6-1	190	Fr./Fr.	Columbus, Miss./Starkville Academy
13	Nate Chester	INF	R/R	6-2	190	So./So.	Kansas City, Mo./Liberty North (John A. Logan CC)
14	Will Gibbs	RHP	R/R	6-0	180	Fr./Fr.	Flowood, Miss./Jackson Prep
15	Cade Smith	RHP	L/R	6-2	190	Jr./Jr.	Southaven, Miss./DeSoto Central
16	Cole Cheatham	LHP	L/L	6-3	185	So./So.	Ardmore, Ala./Ardmore
17	Stone Simmons	RHP	R/R	6-4	235	Sr./Jr.	Houston, Texas/The Kinkaid School (Furman)
19	Max Miller	LHP	L/L	6-1	205	Fr./Fr.	Vance, Miss./Vance
20	Luke Hancock	C/INF	L/R	5-11	195	Gr./Sr.	Houston, Miss./Houston
21	Colby Holcombe	RHP	R/R	6-6	250	So./So.	Florence, Ala./Central (Northeast Mississippi CC)
22	Ross Highfill	C	R/R	6-0	200	Fr./Fr.	Madison, Miss./Madison Central
24	State Alford	INF	R/R	6-3	220	So./So.	Madison, Ala./Bob Jones
25	Nate Dohm	RHP	R/R	6-4	210	So./So.	Zionsville, Ind./Zionsville (Ball State)
26	Tyson Hardin	RHP	R/R	6-2	185	So./So.	Dover, Fla./Strawberry Crest (Daytona State College)
27	Wil Hoyle	INF	S/R	5-10	170	Gr./Sr.	Durham, N.C./Jordan (Duke)
28	Bryce Hubbard	C	L/R	5-11	210	Fr./Fr.	Norcross, Ga./Wesleyan
29	Nate Williams	RHP	R/R	6-3	230	So./So.	Acworth, Ga./North Cobb (Florence Darlington CC)
30	Bradley Loftin	LHP	L/L	6-3	197	Fr./Fr.	Southaven, Miss./DeSoto Central
32	Parker Stinnett	RHP	R/R	6-2	190	Sr./Jr.	Oxford, Miss./Oxford (Northwest Mississippi CC)
33	Von Seibert	INF/OF	L/L	6-4	245	Sr./Jr.	Daphne, Ala./Daphne (Pearl River CC)
36	Landon Gartman	RHP	R/R	6-0	215	Sr./Jr.	Bogue Chitto, Miss./Enterprise (Pearl River CC/Memphis)
37	Hollis Porter	INF/OF	L/R	6-4	220	Fr./Fr.	Hurley, Miss./East Central
38	Bryce Chance	OF	R/R	5-10	180	So./Fr.	Ridgeland, Miss./Madison-Ridgeland Academy
39	Graham Yntema	LHP	L/L	6-4	230	So./So.	Lilburn, Ga./Parkview (Lawson State)
40	Ryan Williams	C	S/R	6-2	170	Fr./Fr.	Cypress, Texas/Bridgeland
42	Dakota Jordan	OF	R/R	6-0	220	Fr./Fr.	Canton, Miss./Jackson Academy
43	Lane Forsythe	INF	R/R	5-11	175	Jr./Jr.	Humboldt, Tenn./Trinity Christian Academy
44	Hunter Hines	INF/OF	L/R	6-3	209	So./So.	Madison, Miss./Madison Central
45	Tyler Davis	LHP	L/L	6-2	210	Jr./Jr.	Newport News, Va./Menchville (VCU)
48	Brooks Auger	RHP	R/R	6-5	205	Jr./Jr.	Farmerville, La./Cedar Creek (Hinds CC)
50	Jurrangelo Cijntje	BHP	S/S	5-11	170	Fr./Fr.	Pembroke Pines, Fla./Chapman Catholic
55	Brock Tapper	LHP	L/L	6-1	185	Fr./Fr.	Nesbit, Miss./DeSoto Central

### COACHING / SUPPORT STAFF

Chris Lemonis - Head Coach (Fifth Season at Mississippi State, Eighth Overall; The Citadel, 1992)

Jake Gautreau - Assistant Coach (Sixth Season; Tulane, 2011)

Scott Foxhall - Assistant Coach (Fifth Season; College of Charleston, 2004)

Kyle Cheesebrough - Volunteer Assistant Coach (Fifth Season; Louisville, 2010)

Roger Rodeheaver - Director of Operations (Fifth Season; Indiana, 2010)

Blake Loper - Coordinator of Operations (Second Season; Mississippi State, 2020)

Bobby Austin - Coordinator of Player Development (Third Season; NC State, 2019)

Scott Shipman - Strength and Conditioning Coach (First Season; Augusta University, 2013)

Jason Wire - Associate Athletic Trainer (13th Season; St. Cloud State, 2006)

## ROSTER BREAKDOWN

### BY POSITION

**RHP - 14** (Auger, Dohm, Lo. Forsythe, Gartman, Gibbs, Hardin, Holcombe, Hunt, Nixon, Siary, Simmons, Smith, Stinnett, N. Williams)

**LHP - 7** (Cheatham, Davis, Kohn, Loftin, Miller, Tapper, Yntema)

**INF - 6** (Alford, Chester, La. Forsythe, Hoyle, Larry, Mershon)

**OF - 4** (Chance, Clark, Jordan, Ledbetter)

**C - 3** (Highfill, Hubbard, R. Williams)

**C/INF - 1** (Hancock)

**BHP - 1** (Cijntje)

### BY CLASS

**FRESHMEN - 13** (Cijntje, Lo. Forsythe, Gibbs, Highfill, Hubbard, Jordan, Loftin, Mershon, Miller, Porter, Siary, Tapper, R. Williams)

**SOPHOMORES - 12** (Alford, Chance, Cheatham, Chester, Dohm, Downs, Hardin, Hines, Holcombe, Kohn, N. Williams, Yntema)

**JUNIORS - 9** (Auger, Clark, Davis, La. Forsythe, Hujak, Larry, Ledbetter, Nixon, Smith)

**SENIORS - 5** (Gartman, Hunt, Seibert, Simmons, Stinnett)

**GRADUATES - 2** (Hancock, Hoyle)

### BY EXPERIENCE

**FRESHMEN - 14** (Chance, Cijntje, Lo. Forsythe, Gibbs, Highfill, Hubbard, Jordan, Loftin, Mershon, Miller, Porter, Siary, Tapper, R. Williams)

**JUNIORS - 14** (Auger, Clark, Davis, La. Forsythe, Gartman, Hujak, Hunt, Larry, Ledbetter, Nixon, Seibert, Simmons, Smith, Stinnett)

**SOPHOMORES - 11** (Alford, Cheatham, Chester, Dohm, Downs, Hardin, Hines, Holcombe, Kohn, N. Williams, Yntema)

**SENIORS - 2** (Hancock, Hoyle)

### BY STATE

**MISS. - 16** (Chance, Clark, Lo. Forsythe, Gartman, Gibbs, Hancock, Highfill, Hines, Jordan, Loftin, Miller, Porter, Siary, Smith, Stinnett, Tapper)

**ALA. - 6** (Alford, Cheatham, Holcombe, Kohn, Ledbetter, Seibert)

**GA. - 3** (Hubbard, N. Williams, Yntema)

**TEXAS - 3** (Nixon, Simmons, R. Williams)

**FLA. - 2** (Cijntje, Hardin)

**LA. - 2** (Auger, Larry)

**IND. - 1** (Dohm)

**IOWA - 1** (Downs)

**MO. - 1** (Chester)

**NEW HAMPSHIRE - 1** (Hujak)

**NEW JERSEY - 1** (Hunt)

**N. CAROLINA - 1** (Hoyle)

**S. CAROLINA - 1** (Mershon)

**TENNESSEE - 1** (La. Forsythe)

**VIRGINIA - 1** (Davis)

## PRONUNCIATION GUIDE

Jurrangelo **Cijntje** SAIN-ja

Nate **Dohm** Dome

Jake **Gautreau** Go-TRO (long o)

Connor **Hujak** hi-Zack

Pico **Kohn** Konn

Chris **Lemonis** Luh-MOE-niss

Evan **Siary** Sea-air-EE

Von **Seibert** SEE-burt

Graham **Yntema** Ein-tuh-muh





## HEAD COACH CHRIS LEMONIS

Since arriving in Starkville, Chris Lemonis has guided the Bulldogs to unparalleled success, including capturing Mississippi State's first national championship in 2021. He is the first Division I head coach to reach the College World Series in his first two full seasons as head coach of a program in the Super Regional era (since 1999).

In four seasons at MSU, Lemonis has compiled a 140-67 record (.676 winning percentage) and taken his program to two College World Series appearances during that span. In each of his two complete seasons at the helm of the Bulldogs, Lemonis has won 50-plus games, posting a 52-15 record in 2019 and a 50-18 mark in 2021. Lemonis notched his 100th win at MSU, doing so in his first 130 games. He is the fastest head coach in program history to reach the 100-win mark.

Lemonis led Mississippi State to its first ever national championship in 2021 and was named the National Coach of the Year by Baseball America following a 50-18 campaign and an impressive 10-3 showing in the NCAA Tournament. He became the fourth person picked as Baseball America's National Coach of the Year as both an assistant and head coach and received a substantial raise and long-term contract extension as a result.

The 18th head coach in the storied history of the program, a journey of nearly 40 years came full circle when he was introduced on June 25, 2018, on Adkerson Plaza inside Dudy Noble Field.

Following the 2022 season, Lemonis and the Bulldogs had six players drafted in the MLB Draft, increasing his total to 25 during his time in Starkville. He has extended his streak of having a first-round pick drafted as Landon Sims went early in the 2022 MLB Draft. Not only did the Bulldogs have success in the MLB Draft, but RJ Yeager was named Third Team All-American by the ABCA, NCBWA and Collegiate Baseball Newspapers. Hunter Hines earned Freshman All-American honors by Collegiate Baseball, NCBWA and D1 Baseball.

In 2021, the Bulldogs had five players drafted from their national championship squad, while a total of 19 players have been drafted by Major League Baseball during Lemonis' time in Starkville, including at least one first rounder in each year of his tenure. For the second straight full season, the Mississippi State baseball program saw a pair of student-athletes honored as All-Americans by the American Baseball Coaches Association in Tanner Allen and Landon Sims.

In his first season at the helm of the Diamond Dawgs, Lemonis became the winningest first-year head coach in SEC history and in the process led the 2019 edition to the second-most victories in program history at 52 (54; 1989). The 40 victories over MSU's first 50 games marked the third-most in the first 50 games of a season in program history and set the tone for State's second-straight trip to the College World Series.

Lemonis became one of just three SEC head coaches to advance to the College World Series in their inaugural season in the conference, joining Jake Gibbs (Ole Miss, 1972) and fellow Diamond Dawg skipper Pat McMahon (Mississippi State, 1998).

Four Diamond Dawgs earned All-American honors during Lemonis' first season, while left-handed pitcher Ethan Small was tabbed National Pitcher of the Year (College Baseball Foundation; American Baseball Coaches Association) and right-handed pitcher JT Ginn earned the National Freshman of the Year honor (Collegiate Baseball, Perfect Game). Ginn and Small each earned specialty awards from the SEC, as well, grabbing the conference's Freshman and Pitcher of the Year, respectively.

A school-record-tying 11 Diamond Dawgs heard their names called in the 2019 Major League Baseball First Year Player Draft, including three taken in the first 10 rounds. Small became the 15th Diamond Dawg taken in the first round of the MLB Draft, while SEC career hits leader Jake Mangum (4th; New York Mets) and Colby White (6th; Tampa Bay) each went in the first 10 rounds. The 11 selections were No. 3 nationally in 2019.

Owning a head coaching record of 281-158-2, Lemonis was also a part of nearly 800 wins as an assistant coach and three trips to the College World Series. During his time at Indiana, Lemonis' teams averaged 35.3 wins per season,

including a 40-win campaign during his final season in Bloomington. He averaged 39.2 victories per year during his career in an assistant role (784 wins), bolstered by a 44.9 wins-per-season average at Louisville. The Cardinals were college baseball's winningest program during that eight-year span and made the program's first three trips to Omaha.

Lemonis not only understands what it takes to get to Omaha as a coach but also as a player. A 1992 graduate of The Citadel, Lemonis added a 1990 appearance in the College World Series as a student-athlete. The appearance makes the Bulldogs one of just three schools in Southern Conference history and only current member of the conference to advance to Omaha.

One of the top recruiters and player development coaches in the country, Lemonis has seen success at every coaching stop. After helping his alma mater, The Citadel, to five NCAA Regional appearances in 12 seasons as an assistant coach, Lemonis joined college teammate Dan McDonald's staff at Louisville and quickly turned the Cardinals into an Omaha contender.

After helping Louisville to seven postseason berths in eight years, the 2013 American Baseball Coaches Association/Baseball America Assistant Coach of the Year headed to Indiana to take his first head coaching job with the Hoosier program in 2015.

In each of his head coaching stops, Lemonis has led his team to the NCAA postseason in his first season at the helm. He helped the Hoosiers into the NCAA Tournament field during his initial season in Bloomington, before he guided Mississippi State to the College World Series in 2019 – his first season in Starkville.

Overall, Lemonis enters his 29th season as a collegiate coach in 2023, making two College World Series appearance as a head coach, taking three trips to Omaha as an assistant, earning 17 NCAA tournament berths and aiding in five 50-win seasons. His pupils have earned 35 All-America honors, 18 Freshman All-America laurels and 94 have signed professional baseball contracts, with 18 getting the call up to Major League Baseball.

Widely regarded as one of the elite recruiters and developers of talent in all of college baseball, a total of 100 student-athletes have been selected in the Major League Baseball Draft under Lemonis' watch, with 18 of those reaching the highest level of professional baseball.

Since arriving at Louisville for the 2006-07 academic year, Lemonis has been a part of 14 nationally ranked recruiting classes, including his first three classes at Mississippi State. His initial Diamond Dawgs recruiting class was tabbed as the No. 12 class nationally by Baseball America and Perfect Game, while it earned the No. 9 ranking from Collegiate Baseball Newspaper. In 2019, he and his staff brought in another top-10 ranked class, finishing as high as No. 6 by Baseball America.

Over his first four seasons in Starkville, Lemonis has tutored 20 picks in the MLB First Year Player Draft, including four first rounders and two second rounders. Sixteen of Lemonis' Indiana players were taken in the MLB Draft in his final four years in Bloomington and 14 signed professional contracts. He also recruited and coached nine of the Hoosier's school-record 10 MLB Draft choices in 2019.

Along with the second-most single-season victories (52) during the 2019 season, his team also posted the second-best 20-, 30- and 40-game starts (18-2, 25-5, 32-8) in program history. He joined Pat McMahon as the only two Diamond Dawg dugout bosses to lead the program to the College World Series in their initial campaign and his 52 wins were the most by a first-year SEC head coach in the conference's history.

Lemonis and his wife, the former Jill MacEdowney, have two daughters, Marissa and Mackenzie. The Myrtle Beach, South Carolina native earned his Bachelor of Science in physical education from The Citadel in 1992 and received his Master of Arts in sport management in 1994.

He is also no stranger to Starkville, as he resided on campus as a newborn during his father's time as a student at State. His father, Thomas, was a 1973 Mississippi State graduate with a degree in electrical engineering.

## THE LEMONIS FILE

### Personal

<b>Hometown:</b>	Myrtle Beach, South Carolina
<b>Wife:</b>	Jill
<b>Children:</b>	Marissa & Mackenzie
<b>College:</b>	The Citadel, 1992

### Coaching Career

<b>2019-Present:</b>	Mississippi State Head Coach
<b>2015-18:</b>	Indiana Head Coach
<b>2007-14:</b>	Louisville Assistant Coach
<b>2003-06:</b>	The Citadel Associate Head Coach
<b>1995-2002:</b>	The Citadel Assistant Coach

### Lemonis Year-by-Year

#### As a Head Coach

Yr.	School	Record	Postseason
2015	Indiana	35-24	NCAA Regional
2016	Indiana	32-24	--
2017	Indiana	34-24-2	NCAA Regional
2018	Indiana	40-19	NCAA Regional
2019	Mississippi State	52-15	College World Series
2020	Mississippi State	12-4	**
2021	Mississippi State	50-18	National Champions
2022	Mississippi State	26-30	--
2023	Mississippi State	13-5	--
<b>Totals</b>	<b>9th season</b>	<b>294-163-2</b>	

2021 National Champions

Five NCAA Regionals

Two NCAA Super Regionals

Two NCAA College World Series

\*\* No postseason due to COVID-19

#### As an Assistant Coach

1995	The Citadel	39-21	NCAA Regional
1996	The Citadel	33-26	--
1997	The Citadel	37-21	--
1998	The Citadel	37-24	NCAA Regional
1999	The Citadel	41-20	NCAA Regional
2000	The Citadel	39-20	--
2001	The Citadel	38-24	NCAA Regional
2002	The Citadel	31-26	--
2003	The Citadel	32-25	--
2004	The Citadel	39-28	NCAA Regional
2005	The Citadel	25-34	--
2006	The Citadel	34-27	--
2007	Louisville	47-24	College World Series
2008	Louisville	41-21	NCAA Regional
2009	Louisville	47-18	NCAA Super Regional
2010	Louisville	50-14	NCAA Regional
2011	Louisville	32-29	--
2012	Louisville	41-22	NCAA Regional
2013	Louisville	51-14	College World Series
2014	Louisville	50-17	College World Series
<b>Totals</b>	<b>20 Seasons</b>	<b>784-455</b>	

12 NCAA Regionals

Four NCAA Super Regionals

Three College World Series

## SCORECARD SUMMARIES

2023 statistics listed | Probable starters based on previous games

Pos.	Name	Elg.	B/T	Ht./Wt.	Avg.	R	H	RBI	Notes
C	Ross Highfill	Fr.	R/R	6-0/200	.325	11	13	14	Became the first Dawg since Brent Rooker in 2017 to hit three-homers in a game; Has at least one RBI in the last four games
1B	Luke Hancock	Sr.	L/R	5-11/195	.321	19	18	16	Has collected at least one RBI in seven of the last eight games; Leads the team in doubles with eight
2B	Amani Larry	Jr.	R/R	5-11/190	.367	26	22	19	Leads team in hit by pitches with ten; Has the second highest batting average on the team
SS	Lane Forsythe	Jr.	R/R	5-10/175	.315	15	17	10	Has hit safely in 12 of the last 14 games; Hitting .375 over the last five games; Third on the team with 17 walks
3B	Slate Alford	So.	R/R	6-3/220	.222	10	12	8	Has three extra-base hits this season.
LF	Bryce Chance	Fr.	R/R	5-10/180	.379	17	22	18	Leads team in batting average; On a three-game hitting streak; Hitting .333 over the Dawgs last five games
CF	Colton Ledbetter	Jr.	L/R	6-2/220	.349	17	22	25	Leads SEC in walks with 23; Leads the Dawgs with 25 RBI on the season; On a three game hitting streak entering this weekend
RF	Kellum Clark	Jr.	L/R	6-4/205	.246	19	15	9	Has a hit in three of the last four games; Second on the team with five home runs this season
DH	Hunter Hines	So.	L/R	6-3/210	.271	14	19	21	Has a homer in four of the last six games; Has an RBI in seven of the last eight games; Hitting .381 over the last five games

## TEAM STATISTICAL RANKINGS



NCAA Category	Rank
<b>Batting</b>	
Base on Balls	33
Batting Average	47
Doubles	22
Doubles Per Game	36
Hit By Pitch	6
Hits	34
Home Runs	214
Home Runs Per Game	235
On Base Percentage	6
Runs Scored	47
Sacrifice Bunts	4
Sacrifice Flies	55
Scoring	58
Slugging Percentage	70
Stolen Bases	89
Stolen Bases Per Game	108
Triples	20
Triples Per Game	28

## PITCHING PROBABLES

\* - Game started



50 | Jurrangel Cijntje | Fr. | BHP



36 | Landon Gartman | Jr. | RHP



39 | Graham Ynetma | So. | LBHP

### Quick Stats

	W-L	ERA	BAA	IP	SO/BB
2023	3-0	0.60	.114	15.0	20/8
Career	3-0	0.60	.114	15.0	20/8

### Last Three Appearances

3/10/23	Lipscomb*	W, 8-2
6.0 IP, 1 H, 1 R, 1 ER, 5 BB, 8 K (W)		
3/3/23	Ohio State*	L, 8-3
4.0 IP, 1 H, 1 R, 0 ER, 2 BB, 4 K (ND)		
2/22/23	ULM*	W, 14-3
4.0 IP, 1 H, 0 R, 0 ER, 1 BB, 7 K (W)		

### Quick Stats

	W-L	ERA	BAA	IP	SO/BB
2023	1-0	4.95	.211	20.0	25/10
Career	8-2	3.82	.182	106.0	119/39

### Last Three Appearances

3/11/23	Lipscomb*	W, 4-3
6.0 IP, 3 H, 2 R, 2 ER, 2 BB, 6 K (ND)		
3/5/23	California*	W, 8-4
4.0 IP, 3 H, 4 R, 4 ER, 4 BB, 4 K (ND)		
2/25/23	Arizona State*	W, 5-1
5.0 IP, 3 H, 1 R, 1 ER, 0 BB, 6 K (W)		

### Quick Stats

	W-L	ERA	BAA	IP	SO/BB
2023	1-1	5.87	.279	15.1	18/9
Career	1-1	5.87	.279	15.1	18/9

### Last Three Appearances

3/11/23	Lipscomb*	W, 12-4
5.1 IP, 3 H, 3 R, 1 ER, 3 BB, 5 K (ND)		
3/4/23	Oklahoma*	L, 15-9
2.2 IP, 5 H, 7 R, 7 ER, 5 BB, 3 K (L)		
2/19/23	VMI	W, 9-3
5.0 IP, 6 H, 3 R, 3 ER, 1 BB, 8 K (ND)		

<b>Pitching</b>	
Earned Run Average	13
Hit Batters	216
Hits Allowed Per 9 Inn.	5
Shutouts	21
Strikeout-to-Walk Ratio	8
Strikeouts Per 9 Innings	60
WHIP	5
Walks Allowed Per 9 Inn.	7

### Miscellaneous

Double Plays Turned	48
Double Plays Per Game	90
Fielding Percentage	26
Triple Plays	--
W-L Percentage	7

National statistical rankings listed above will be updated prior to each weekend series and midweek games.

## CAREER SITUATIONAL STATISTICS

### Runners On Base (H-AB)

Name	'19 & '20	'21	'22	'23	Total	Avg.
Alford, Slate	--	--	6-16	4-32	10-48	.208
Chance, Bryce	--	--	--	16-33	16-33	.484
Chester, Nate	--	--	--	2-3	2-3	.667
Clark, Kellum	--	12-51	23-87	5-25	40-163	.245
Downs, Aaron	--	--	2-14	1-3	3-17	.176
Forsythe, Lane	--	24-86	16-58	10-29	50-173	.289
Hancock, Luke	12-36	39-121	27-97	10-35	88-289	.304
Highfill, Ross	--	--	--	6-20	6-20	.300
Hines, Hunter	--	--	40-112	14-36	54-148	.364
Hoyle, Wil	--	--	--	1-4	1-4	.250
Hubbard, Bryce	--	--	--	0-1	0-1	.000
Hujsak, Conner	--	--	--	1-4	1-4	.250
Jordan, Dakota	--	--	--	6-29	6-29	.207
Larry, Amani	--	--	--	10-27	10-27	.370
Ledbetter, Colton	--	--	--	18-41	18-41	.439
Mershon, David	--	--	--	2-8	2-8	.250
Seibert, Von	--	--	7-21	0-1	7-22	.318
<b>TOTAL</b>					<b>314-1030</b>	<b>.305</b>

### Runners in Scoring Position (H-AB)

Name	'19 & '20	'21	'22	'23	Total	Avg.
Alford, Slate	--	--	3-11	3-21	6-32	.187
Chance, Bryce	--	--	--	12-22	12-22	.545
Chester, Nate	--	--	--	1-2	1-2	.500
Clark, Kellum	--	6-31	16-56	3-13	24-100	.250
Downs, Aaron	--	--	1-8	--	1-8	.125
Forsythe, Lane	--	16-60	10-44	7-15	33-119	.277
Hancock, Luke	10-24	28-87	16-65	3-20	57-196	.290
Highfill, Ross	--	--	--	4-13	4-13	.308
Hines, Hunter	--	--	20-60	6-22	26-82	.317
Hoyle, Wil	--	--	--	1-3	1-3	.333
Hubbard, Bryce	--	--	--	0-1	0-1	.000
Hujsak, Connor	--	--	--	1-2	1-2	.500
Jordan, Dakota	--	--	--	3-18	3-18	.166
Larry, Amani	--	--	--	8-15	8-15	.533
Ledbetter, Colton	--	--	--	13-26	13-26	.500
Mershon, David	--	--	--	1-5	1-5	.200
Seibert, Von	--	--	5-10	0-1	5-11	.455
<b>TOTAL</b>					<b>197-655</b>	<b>.301</b>



## MSU RECORD WHEN...

	OVERALL	SEC
Overall	13-5	0-0
vs. Top-5 Teams	0-0	0-0
vs. Top-10 Teams	0-0	0-0
vs. Top-25 Teams	0-0	0-0
Non-Conference	13-5	0-0
SEC	0-0	0-0
SEC East	0-0	0-0
SEC West	0-0	0-0
At Home	9-3	0-0
On the Road	0-0	0-0
At Neutral Sites	4-2	0-0
In Day Games	7-4	0-0
In Night Games	6-1	0-0
vs. Teams .500 Or Better	10-3	0-0
vs. Teams Worse Than .500	3-2	0-0
vs. Left-Handed Starter	6-4	0-0
vs. Right-Handed Starter	7-1	0-0
When Starter Receives Decision	7-3	0-0
When Reliever Receives Decision	6-2	0-0
When Starter Goes 5+ Innings	7-0	0-0
When Starter Goes <5 Innings	6-5	0-0
When Scoring First	5-0	0-0
When Opponent Scores First	8-5	0-0
When Leading After 6 Innings	11-1	0-0
When Trailing After 6 Innings	1-4	0-0
When Tied After 6 Innings	1-0	0-0
When Leading After 8 Innings	11-0	0-0
When Trailing After 8 Innings	0-5	0-0
When Tied After 8 Innings	1-0	0-0
In One-Run Games	2-1	0-0
In Two-Run Games	1-0	0-0
In 5+ Run Games	8-4	0-0
Weekend Series W-L-T	3-0	0-0
Series Sweeps/Times Swept	1/0	0/0
When Scoring 0-2 Runs	0-0	0-0
When Scoring 3-5 Runs	3-3	0-0
When Scoring 6-9 Runs	3-1	0-0
When Scoring 10+ Runs	7-1	0-0
Shutouts/Times Shut Out	0/0	0/0
In Extra Innings	0-0	0-0
When Opponent Scores 4 Runs Or Less	12-0	0-0
When Opponent Scores 5 Runs Or More	1-5	0-0
When Out-Hitting Opponent	12-1	0-0
When Out-Hit by Opponent	1-4	0-0
When Hits Are Equal	0-0	0-0
When Hitting A Home Run	11-3	0-0
When Opponent Hits A Home Run	1-2	0-0
When Errorless	6-0	0-0
When Committing One Error	2-2	0-0
When Committing 2+ Errors	5-3	0-0
When Opponent is Errorless	4-1	0-0
When Opponent Commits One Error	5-0	0-0
When Opponent Commits 2+ Errors	4-4	0-0
Game 1 of Weekend	2-2	0-0
Game 2 of Weekend	2-2	0-0
Game 3 of Weekend	4-0	0-0
Monday	0-0	0-0
Tuesday	3-1	0-0
Wednesday	2-0	0-0
Thursday	0-0	0-0
Friday	2-2	0-0
Saturday	3-2	0-0
Sunday	3-0	0-0

## SEC OPENERS UNDER COACH LEMONIS

- The Dawgs head into Southeastern Conference play this weekend against Kentucky with a record of 13-5.
- This will be the fourth SEC opener for head coach Chris Lemonis. The Dawgs are 2-1 in SEC openers under Lemonis. MSU never played an SEC game in 2020 because of the corona virus.
- The Dawgs earned wins in 2019 over No. 4 Florida (6-5) and in 2021 over LSU (6-1) in the wins.

## GOOD EYE

- The Diamond Dawgs are finding ways to reach base this season, including drawing walks. The Bulldogs have drawn 127 base on balls this season, the third most in the NCAA.
- Seven different players have drawn ten or more walks this season.
- Colton Ledbetter leads the team with 23 walks this season. Luke Hancock follows with 20 walks, while Lane Forsythe is third with 17. Ledbetter ranks 4th in the nation in walks and first in the SEC.
- As a team, the Dawgs have 15 players who have drawn a walk.
- Over the Dawgs two games in Biloxi, the drew 15 walks.
- This season, MSU has five games with 10 or more walks. The Dawgs drew a season-high 12 walks against Valparaiso.
- Dakota Jordan, Ledbetter and Forsythe have drawn three walks in games this season, the most by a single player on the team.

## HINES HEATING UP

- Over the Dawgs last six games, sophomore Hunter Hines has started heating up at the plate. Over the last six games, Hines is hitting .400.
- He has shown his power during this streak, that only saw him go hitless in one game. He has hit five of his eight home runs this season in the last six games.
- Against Nicholls on Tuesday, Hines hit two home runs and had four RBIs.
- He has driven in 13 runs over the last six games, while slugging 1.120.
- Hines leads the team with eight home runs this season and has 24 homers over his career at Mississippi State.

## SHOWING OFF THE POWER

- Since March 4, the Dawgs have been showing off their power. Over this span, MSU has hit 16 homers over a eight game stretch.
- They have hit 31 home runs this year, including a four homer game against Lipscomb to close out the series.
- The 31 home runs this season are the 22nd most in the NCAA.
- Eleven different players have hit a homer this season.
- Hunter Hines leads the team with eight bombs, while Kellum Clark follows with five.
- Against Lipscomb, freshman Ross Highfill hit three homers for the Dawgs. He is the first player since Brent Rooper did this on April 8, 2017 against Kentucky.
- Clark closed out the first game of the double-header with a walk off home run, the first for the Dawgs during the 2023 season. This was also the first walk off homer since March 25, 2022 when RJ Yeager walked off Alabama.

## RACKING UP THE STRIKEOUTS

- The Diamond Dawgs have been racking up the strikes this season. Over the 18 games the Dawgs have played, they have tallied 205 Ks.
- The 205 punchouts are the sixth most in the NCAA this season.
- The staff ranks 15th in the country in strikeouts per nine innings as they average 11.5.
- Freshman Bradley Loftin leads the team in strikeouts with 30 this season.
- Three pitchers have 20 or more punchouts this season, Loftin (30), Landon Gartman (25), and Jurrangelo Cijntje (20).
- Every pitcher who has thrown for the Dawgs this season has tallied at least one strikeout.

## CHASING 1,000 SEC WINS

- The Dawgs are looking at becoming just the third school in SEC history to win 1,000 Southeastern Conference contests. The only schools to accomplish this feat are Florida and LSU.
- Mississippi State has 988 SEC wins in program history as they enter SEC play at Kentucky this weekend.
- Following closely behind MSU is Alabama, who has 983 SEC wins.

## LARRY GETTING ON BASE

- Since getting to New Orleans last season, Amani Larry has found ways to get on base. That has not change since he got to Mississippi State.
- Over his two years at a NCAA Division I program, Larry has the fourth highest active on base percentage. Over those two years, he has an on base percentage of .491.
- During the 2023 season, Larry has an on base percentage of .534.
- He has gotten on base by hits (22), walks (15), and hit by pitches (10). He ranks first in the conference on hit by pitches and sixth in the nation.

## FREE SHIRTS!

- Since his arrival at MSU, head coach Chris Lemonis has handed out a shirt to signify the top performance of each victory. Each shirt is numbered by victory and here is who they've went to:

### Game Student-Athlete, Position (# in 2023)

1	VMI	Amani Larry, IF (1)
2	VMI	Landon Gartman, RHP (1)
3	ULM	Jurrangelo Cijntje, RHP (1)
4	Arizona State	Graham Yntema, LHP (1)
5	Arizona State	Colton Ledbetter, OF (1)
6	Southern Miss	Nate Dohm, RHP (1)
7	Cal	Nate Dohm, RHP (2)
8	Valparaiso	Bradley Loftin (1)
9	Lipscomb	Jurrangelo Cijntje, RHP (2)
10	Lipscomb	Kellum Clark, OF (1)
11	Lipscomb	Ross Highfill, C (1)
12	Nicholls	Hunter Hines, IF, (1)
13	Louisiana	Colby Holcombe, RHP (1)

## CHASING 300

- Head Coach Chris Lemonis is closing in on 300 wins as a head coach.
- Lemonis currently has 293 wins as a head coach. He has been a head coach at Indiana and here.



## BEST FANS IN THE LAND

- Mississippi State has the **BEST** fans in college baseball, which showed during the season's first two weeks. The Dawgs averaged the most fans on opening weekend and led the nation drawing 11,127 per game.
- The Dawgs are averaging 10,905 per game, the most in the NCAA.
- The SEC holds the top four spots for average attendance this season.
- On Feb. 25 against Arizona State, the Dawgs drew the 7th largest crowd in NCAA history for an on-campus facility. The Dawgs and Sun Devils drew 14,320.
- The Dawgs hold the top 11 marks in NCAA history for NCAA on-campus facilities. Dudy Noble Field holds 22 of the 25 largest crowds in NCAA history.
- After drawing over 30,000 fans on opening weekend, MSU drew over 34,000 for the three-game set against Arizona State. Against the Sun Devils, the Dawgs drew more than 11,000 for each game.

## BIG LEAGUE TALENT

- Mississippi State is great at turning out major league talent, with 66 Diamond Dawgs reaching the highest level of the sport, but it is also great at keeping student-athletes on campus.
- The Dawgs returned one player, KC Hunt, who was drafted in the 12th round by the Pittsburgh Pirates in 2022.
- The 2022 MLB Draft saw three Diamond Dawgs Landon Sims get drafted in the competitive balance round of the draft. He is the 19th member of the MSU baseball team to get drafted in the first round.
- The Dawgs had six players drafted in the 2022 draft with Sims being the first player picked. Logan Tanner was drafted in the second round of the draft by the Cincinnati Reds and is the highest drafted catcher in program history.
- Preston Johnson (Round 7; Baltimore), KC Hunt (Round 12; Pittsburgh), Jackson Fristoe (Round 12; New York (AL)) and Kamren James (Round 16; Tampa Bay) were all drafted.
- Over the last two drafts (2021-22) the Dawgs have seen 11 players get drafted. In 2021, Will Bednar was drafted 14th overall by the San Francisco Giants.

## UNI WATCH

- The old age states, "look good, feel good." And, when you feel good you usually preform well. Below is a list of how MSU fared in each of its uniforms over this season:

Uniform	2023
Black Script State	3-0
White Script State	1-2
Maroon '85s	2-2
White '85s	3-1
Cream Script State	0-0
White Pinstripes	4-0
Grey Script State	0-0
Grey Pinstripes	0-0

## DAWGS STEALING BASES

- The Dawgs have been stealing bases this season and have the SEC lead with 33.
- Amani Larry and Colton Ledbetter have 11 and 10 stolen bases to lead the team.
- Seven different players have stolen a base

this season.

- The Dawgs are 11 stolen bases behind the total stolen bases from the 2022 season.
- Over the MSU's last five games, the Dawgs have stolen 11 bases.

## WORLD BASEBALL CLASSIC

- The Dawgs had two players representing us in the World Baseball classic this season in Kendall Graveman and Jacob Robson.
- Graveman is playing for USA Baseball, while Robson is part of Canada Baseball.
- In group play, Robson hit 5-for-12 (.417) and had one RBI and two stolen bases.
- Graveman made two appearances in group play, while picking up the win that sent USA Baseball to the quarterfinals.

## THE DUDE EFFECT

- It's been written about. It's been Tweeted about. It's been talked about. It's what has become known as The Dude Effect. If anyone had forgotten or doubted that the best home-field advantage in all of college baseball is inside the confines of Mississippi State's Dudy Noble Field. Opponents don't simply have to defeat the Diamond Dawgs. Visitors have to conquer the cowbell-crazed home crowd as well.
- Winning at home has been challenging for opponents when coming to The Dude. Since 1967, the Diamond Dawgs have had a 72.9 winning percentage when playing at home.
- Fans come and fill the stadium as 93 games have had crowds of 10,000 fans. Ten of those games came during the 2022 season.
- The Dude holds the NCAA On-Campus Attendance Record as it saw 15,586 fans in the stadium when the Diamond Dawgs took on Ole Miss on April 12, 2014.
- The Diamond Dawgs have won 1,242 games at the Dude.
- Under Head Coach Chris Lemonis, the Dawgs are 103-31 (76.8%) at Dudy Noble Field.
- Coach Lemonis has guided the Dawgs to two seasons of 30 or more wins.

## OMADAWGS

- Did you know that the Diamond Dawgs are one of three programs in NCAA History and the only Southeastern Conference program to play in the NCAA Men's College World Series in six-straight decades.
- The Dawgs join Texas and Florida State as the only teams that have been to an MCWS for six decades.
- Mississippi State has advanced to Omaha 12 times in program history, with three appearances coming since 2018.
- The Omadawgs have one national championship (2021), a runner-up finish, and two third-place finishes in program history.
- The Dawgs have advanced to the MCWS in the 1970s, 1980s, 1990s, 2000s, 2010s, and 2020s. MSU went to the MCWS in 1971, 1979, 1981, 1985, 1990, 1997, 1998, 2007, 2013, 2018, 2019, and 2021.

## MISC. HITTING STATS

### 2023 MULTI-HIT GAMES

PLAYER	2	3	4	5+	TOTAL
Amani Larry	5	1	1	-	7
Luke Hancock	5	1	-	-	6
Hunter Hines	4	2	-	-	6
Bryce Chance	3	3	-	-	6
Colton Ledbetter	3	1	1	-	5
Lane Forsythe	4	-	-	-	4
Kellum Clark	3	1	-	-	4
Ross Highfill	1	2	-	-	3
State Alford	2	1	-	-	3
David Mershon	1	-	-	-	1
<b>TOTAL</b>	<b>31</b>	<b>12</b>	<b>2</b>	<b>0</b>	<b>45</b>

### 2023 MULTI-RBI GAMES

PLAYER	2	3	4	5+	TOTAL
Colton Ledbetter	2	1	2	1	6
Bryce Chance	4	1	1	-	6
Hunter Hines	2	1	2	-	5
Luke Hancock	3	-	1	-	4
Ross Highfill	3	-	1	-	4
Amani Larry	1	-	2	-	3
Lane Forsythe	3	-	-	-	3
Kellum Clark	2	-	-	-	2
State Alford	2	-	-	-	2
Dakota Jordan	1	1	-	-	2
<b>TOTAL</b>	<b>23</b>	<b>4</b>	<b>9</b>	<b>1</b>	<b>37</b>

### HITTING STREAKS

PLAYER	SEASON	CURRENT	CAREER
Hunter Hines	4	3	12
Colton Ledbetter	5	3	10*
Luke Hancock	4	--	9
Connor Hujak	1	1	8*
Wil Hoyle	1	1	7*
Lane Forsythe	7	3	7
Kellum Clark	3	--	9
Bryce Chance	5	3	5
Dakota Jordan	5	1	5
Amani Larry	3	2	3
Aaron Downs	2	--	2
State Alford	3	1	3
Von Seibert	--	--	2
Ross Highfill	6	--	6
Nate Chester	2	2	2
David Mershon	1	--	1

\* - indicates streaks from previous school



## STATE TO THE SHOW

### Diamond Dawgs Playing in Major League Baseball

Name (Yrs. at MSU)	Pos.	Organization
Adam Frazier (2011-13)	IF	Baltimore Orioles
Kendall Graveman (2010-13)	RHP	Chicago White Sox
Nathaniel Lowe (2016)	IF	Texas Rangers
Hunter Renfro (2011-13)	OF	Los Angeles Angels
Brent Rooker (2014-17)	OF	Oakland Athletics
Chris Stratton (2010-12)	RHP	St. Louis Cardinals
Brandon Woodruff (2012-14)	RHP	Milwaukee Brewers

### Diamond Dawgs in Minor League Baseball

Name (Yrs. at MSU)	Pos.	Organization (Level)
Tanner Allen (2018-21)	OF	Miami Marlins (A)
Trysten Barlow (2017-19)	LHP	Colorado Rockies (A)
Will Bednar (2020-21)	RHP	San Francisco Giants (A)
Eric Cerantola (2019-21)	RHP	Kansas City Royals (A)
Gavin Collins (2014-16)	IF	Tampa Bay Rays (AAA)
Brad Cumbest (2019-22)	OF	Colorado Rockies (R+)
Justin Foscue (2018-20)	IF	Texas Rangers (AA)
J.P. France (2018)	RHP	Houston Astros (AAA)
Jackson Fristoe (2021-22)	RHP	New York Yankees (R+)
J.T. Ginn (2019-20)	RHP	Oakland Athletics (AA)
Cole Gordon (2016-19)	RHP	New York Mets (AAA)
Houston Harding (2020-21)	LHP	Los Angeles Angels (A)
Jonathan Holder (2010-13)	RHP	Los Angeles Angels (AAA)
Zac Houston (2014-16)	RHP	New York Yankees (AAA)
Dakota Hudson (2014-16)	RHP	St. Louis Cardinals (AAA)
Kamren James (2020-22)	IF	Tampa Bay Rays (R+)
Keegan James (2016, 18-19)	RHP	Colorado Rockies (R+)
Preston Johnson (2021-22)	RHP	Baltimore Orioles (R+)
Rowdey Jordan (2018-21)	OF	New York Mets (AA)
Christian MacLeod (2020-21)	LHP	Minnesota Twins (A)
Jake Mangum (2016-19)	OF	Miami Marlins (AAA)
Zach Neff (2018)	LHP	Minnesota Twins (AA)
Konnor Pilkington (2016-18)	LHP	Cleveland Guardians (AAA)
Peyton Plumlee (2017, 19)	RHP	Houston Astros (A)
Landon Sims (2020-22)	RHP	Arizona Diamondbacks (R+)
Ethan Small (2016, 18-19)	LHP	Milwaukee Brewers (AAA)
Hunter Stovall (2016-18)	IF	Colorado Rockies (AA)
Logan Tanner (2020-22)	C	Cincinnati Reds (A)
Andrew Walling (2022)	P	Philadelphia Phillies (A)
Jordan Westburg (2018-20)	IF	Baltimore Orioles (AAA)
Colby White (2019)	RHP	Tampa Bay Rays (AAA)
RJ Yeager (2022)	IF	St. Louis Cardinals (A)

### Diamond Dawgs Coaching in Professional Baseball

Name (Yrs. at MSU)	Organization	Team (Level)
Chris Maloney (1982-83)	Atlanta Braves	Mississippi (AA)
Buck Showalter (1977)	New York Mets	New York Mets (MLB)
Chris Young (2000-02)	Chicago Cubs	Chicago Cubs (MLB)

### Diamond Dawgs Working in Professional Baseball

Name (Yrs. at MSU)	Organization	Role
Jeff Brantley (1982-85)	Cincinnati Reds	Broadcaster
Will Clark (1983-85)	San Francisco Giants	Special Assistant

## THE LAST TIME...

# - SEC Tournament | % - NCAA Regional | ^ - NCAA Super Regional | \$ - College World Series

### A MISSISSIPPI STATE TEAM...

Won 15+ Consecutive Games . . . . .	17 - February 15-March 8, 2013
Won 10+ Consecutive Games . . . . .	14 - February 23-March 16, 2019
Won 10+ Consecutive SEC Games . . . . .	12 - April 30-May 25, 2016
Won 5+ Consecutive SEC Games . . . . .	5 - April 30-May 8, 2021
Lost 5+ Consecutive Games . . . . .	9 - April 30-May 15, 2022
Lost 5+ Consecutive SEC Games . . . . .	11 - April 30-May 21, 2022
Swept a Three-Game Series . . . . .	Lipscomb; March 10-12, 2023
at Home . . . . .	Lipscomb; March 10-12, 2023
on The Road . . . . .	at Alabama; May 20-22, 2021
Swept a Non-Conference Three-Game Series . . . . .	Lipscomb; March 10-12, 2023
at Home . . . . .	Lipscomb; March 10-12, 2023
on The Road . . . . .	at Hawaii-Hilo; 1985
Swept a Three-Game SEC Series . . . . .	at Alabama; May 20-22, 2021
at Home . . . . .	Texas A&M; April 30-May 2, 2021
on The Road . . . . .	at Alabama; May 20-22, 2021
Was Swept in a Three-Game Series . . . . .	Tennessee; May 19-21, 2022
at Home . . . . .	Tennessee; May 19-21, 2022
on The Road . . . . .	at Texas A&M; May 13-15, 2022
Was Swept in a Three-Game Non-Conference Series . . . . .	at Southern Miss; February 16-18, 2018
at Home . . . . .	Southeastern Louisiana; February 26-28, 2010
on The Road . . . . .	at Southern Miss; February 16-18, 2018
Was Swept in a Three-Game SEC Series . . . . .	Tennessee; May 19-21, 2022
at Home . . . . .	Tennessee; May 19-21, 2022
on The Road . . . . .	at Texas A&M; May 13-15, 2022
Played An Extra-Inning Game . . . . .	W, 7-6 (11 innings) - at Ole Miss; April 23, 2022
Won An Extra-Inning Game . . . . .	W, 7-6 (11 innings) - at Ole Miss; April 23, 2022
Lost An Extra-Inning Game . . . . .	L, 2-3 (10 innings) - at Auburn; April 16, 2022
Played Consecutive Extra-Inning Games . . . . .	May 4-5, 2018; at Alabama, W, 14-12 (10 innings) and L, 3-4 (10 innings)
Won Consecutive Games in Extra-Inning . . . . .	May 10-11, 2014; Tennessee, W, 1-0 (10 innings) and W, 4-3 (12 innings)
Won on a Walk-Off . . . . .	W, 4-3 - Lipscomb; March 11, 2023
Kellum Clark home run in the 9th inning	
Won Consecutive Games Via A Walk-Off . . . . .	April 12 & 14, 2022; UAB, W, 6-5 and Auburn W, 7-6
Kamren James RBI sac fly in the tenth inning (UAB)	
Luke Hancock RBI walk in the ninth inning (Auburn)	

### A MISSISSIPPI STATE OFFENSE...

Scored 30+ Runs . . . . .	32 - Jackson State; April 29, 1988
Scored 25+ Runs . . . . .	27 - Alcorn State; April 20, 2010
Scored 20+ Runs . . . . .	20 - at Georgia; March 20, 2022
Scored 15+ Runs . . . . .	16 - Arizona State; Feb. 26, 2023
Scored 10+ Runs In An Inning . . . . .	12 - Arkansas State (8th); April 13, 2021
Scored 9+ Runs In An Inning . . . . .	9 - vs. Texas Tech (4th); March 8, 2022
Scored 8+ Runs In An Inning . . . . .	8 - VMI (1st); Feb. 18, 2023
Had 30+ Hits . . . . .	30 - Kentucky; April 30, 1989
Had 25+ Hits . . . . .	26 - Little Rock; February 28, 1999
Had 20+ Hits . . . . .	20 - Missouri; April 29, 2022
Had 20+ Hits in Back-to-Back Games . . . . .	Auburn (20, 21); March 23-24, 2019
Had 6+ Home Runs . . . . .	6 - UT Martin; April 5, 2022
Had 5+ Home Runs . . . . .	6 - UT Martin; April 5, 2022
Hit Back-To-Back Home Runs . . . . .	6th Inning, Hunter Hlmes (2R HR)/Ross Highfill (Solo) - Lipscomb; March 11, 2023
Hit Back-To-Back-To-Back Home Runs . . . . .	3rd Inning, Kellum Clark(2R HR)/Brad Cumbest (Solo)/RJ Yeager (Solo) - Southern; March 23, 2022
Had 3+ Triples . . . . .	3 - Southern Cal; March 14, 2004
Had 8+ Doubles . . . . .	8 - Auburn; March 24, 2019
Had 7+ Doubles . . . . .	7 - UAB; April 20, 2021
Had 6+ Doubles . . . . .	6 - VMI; Feb. 18, 2023
Had 10+ Walks . . . . .	12 - vs. Valparaiso; March 7, 2023
Had 9+ Stolen Bases . . . . .	10 - Arkansas-Pine Bluff; March 18, 2017
Had 8+ Stolen Bases . . . . .	10 - Arkansas-Pine Bluff; March 18, 2017
Didn't Strikeout in a Game . . . . .	Jackson State; February 26, 2019
Had Two or Fewer Strikeouts . . . . .	2 - vs. VMI, February 18/2023
Was Shut Out . . . . .	at Georgia (0-11); March 18, 2022
at Home . . . . .	Long Beach State (0-3); February 18, 2022
on The Road . . . . .	at Georgia (0-11); March 18, 2022
Back-To-Back Games . . . . .	Auburn (0-5, 0-4); March 27-28, 2015
Three-Straight Games . . . . .	vs. Southern Miss (0-3); March 24, 2015 and Auburn (0-5, 0-4); March 27-28, 2015

### A MISSISSIPPI STATE DEFENSE...

Turned 5+ Double Plays . . . . .	5 - San Diego; March 8, 2015
Turned 4+ Double Plays . . . . .	5 - San Diego; March 8, 2015
Turned 3+ Double Plays . . . . .	3 - Texas A&M-1; May 1, 2021
Turned A Triple Play . . . . .	Auburn-Montgomery, March 9, 1991
Had 5+ Errors . . . . .	5 - at Vanderbilt; March 18, 2011
Had 4+ Errors . . . . .	4 - vs. Ohio State; March 3, 2023
Threw Out 3 Base Runners . . . . .	3 - Logan Tanner; Tulane; February 26, 2021





## THE LAST TIME...

# - SEC Tournament | % - NCAA Regional | ^ - NCAA Super Regional | \$ - College World Series

### MISSISSIPPI STATE PITCHING STAFF...

Threw a No-Hitter . . . . .	Jackson Fristoe (6 IP), Landon Sims (1 IP), Mikey Tepper (1 2/3 IP), Cam Tullar (1/3 IP); Kent State, March 7, 2021
Held Opponent To 1 Hit . . . . .	. . . . . at Texas A&M; May 3, 2019
Held Opponent To 2 Hits . . . . .	. . . . . Eastern Michigan; March 13, 2021
	NOTE: Jacksonville State (5/18/21) had just two hits in a five-inning, rain-shortened game
	NOTE: Valparaiso (3/7/23) had just two hits in a seven-inning, run rule game
Struck Out 25+ Batters . . . . .	. . . . . 26 - at LSU; 1909
Struck Out 20+ Batters . . . . .	. . . . . 21 - vs. Texas; June 20, 2021 \$
Struck Out 15+ Batters . . . . .	. . . . . 15 - vs. ULM; February 22, 2023
Did Not Issue A Walk . . . . .	. . . . . at Auburn; April 10, 2021
Shut Out An Opponent . . . . .	. . . . . vs. Vanderbilt (9-0); June 30, 2021 \$
	at Home . . . . . Eastern Michigan (14-0); March 12, 2021
	on The Road . . . . . at Alabama (7-0); May 21, 2021
	Neutral Site Game . . . . . vs. Vanderbilt (9-0); June 30, 2021 \$
	Postseason Game . . . . . vs. Vanderbilt (9-0); June 30, 2021 \$
Back-To-Back Shutouts . . . . .	. . . . . 2021 (Kent State, March 7 [13-0]; Grambling, March 9 [10-0] and Louisiana-Lafayette, March 10 [4-0])
Three Straight Shutouts . . . . .	. . . . . 2021 (Kent State, March 7 [13-0]; Grambling, March 9 [10-0] and Louisiana-Lafayette, March 10 [4-0]; Eastern Michigan, March 12 [14-0])
Four Straight Shutouts . . . . .	. . . . . 2021 (Kent State, March 7 [13-0]; Grambling, March 9 [10-0] and Louisiana-Lafayette, March 10 [4-0]; Eastern Michigan, March 12 [14-0])
Shut Out An SEC Opponent . . . . .	. . . . . vs. Vanderbilt (9-0); June 30, 2021 \$
	At Home . . . . . Alabama (6-0); April 12, 2019
	On The Road . . . . . at Alabama (7-0); May 21, 2021
	Neutral Site . . . . . vs. Vanderbilt (9-0); June 30, 2021 \$

### A MISSISSIPPI STATE BATTER HAD...

Hit for the Cycle . . . . .	. . . . . Brad Freeman; South Alabama, February 17, 1998
Walk-Off Hit . . . . .	. . . . . Kellum Clark (Solo HR); Lipscomb, March 11, 2023
8+ At-Bats . . . . .	. . . . . 8 - Jordan Westburg, Tanner Allen & Rowdey Jordan vs. LSU, May 22, 2019 #
6+ Hits . . . . .	. . . . . 6 - Adam Frazier; at Virginia, June 8, 2013
5+ Hits . . . . .	. . . . . 5 - Tanner Allen; South Carolina, May 16, 2019
4+ Hits . . . . .	. . . . . 4 - Colton Ledbetter, VMI, February 18, 2023
2+ Hits In An Inning . . . . .	. . . . . Colton Ledbetter (HR, 2B; 1st Inning); VMI, Feb. 18, 2023
5+ Runs . . . . .	. . . . . 5 - Jon Knott; Little Rock, February 28, 1999
4+ Runs . . . . .	. . . . . 4 - Hunter Hines; at Georgia, March 20, 2022
3+ Doubles . . . . .	. . . . . 3 - Justin Foscoe; Georgia, April 26, 2019
2+ Triples . . . . .	. . . . . 2 - C.T. Bradford; at Arizona, March 9, 2014
3+ Home Runs . . . . .	. . . . . 3 - Ross Highfill; Lipscomb, March 11, 2023
2+ Home Runs . . . . .	. . . . . 3 - Ross Highfill; Lipscomb, March 11, 2023
Inside-The-Park Home Run . . . . .	. . . . . Cody Brown; vs. Kentucky, April 7, 2017
Pinch Hit Home Run . . . . .	. . . . . Connor Hujasak; Lipscomb, March 11, 2023
Leadoff Home Run (Top or bottom of 1st inning) . . . . .	. . . . . RJ Yeager (Bottom 1st); Tennessee, May 21, 2022
Walk-Off Home Run . . . . .	. . . . . Kellum Clark (solo); Lipscomb, March 11, 2022
Hit a Grand Slam . . . . .	. . . . . Colton Ledbetter; Arizona State, Feb. 26, 2023
Multiple Grand Slams . . . . .	. . . . . Never
A Pinch-Hit Grand Slam . . . . .	. . . . . Never
10+ RBIs . . . . .	. . . . . 11 - Jason Nappi; at UAB, March 18, 2008
9+ RBIs . . . . .	. . . . . 9 - Ryan Duffy; vs. Jackson State, April 6, 2010
8+ RBIs . . . . .	. . . . . 8 - Brent Rooker; vs. Indiana State, February 24, 2017
7+ RBIs . . . . .	. . . . . 7 - Kellum Clark vs. Princeton, March 11, 2022
10+ Total Bases . . . . .	. . . . . 12 - Ross Highfill; Lipscomb, March 11, 2023
4+ Walks . . . . .	. . . . . 4 - Logan Tanner; Kent State, March 5, 2021
3+ Walks . . . . .	. . . . . 3 - Luke Hancock; Nicholls, March 14, 2023
4+ Stolen Bases . . . . .	. . . . . 4 - Derrick Armstrong; vs. Michigan State, March 1, 2014
3+ Stolen Bases . . . . .	. . . . . 3 - Amani Larry; Nicholls, March 14, 2023
Stole Home . . . . .	. . . . . Kamren James; Jackson State, February 24, 2021
4+ Hit By Pitches . . . . .	. . . . . 4 - Rowdey Jordan; at Auburn, April 11, 2021
3+ Hit By Pitches . . . . .	. . . . . 4 - Rowdey Jordan; at Auburn, April 11, 2021

### A MISSISSIPPI STATE PITCHER HAD...

A Perfect Game . . . . .	. . . . . J.T. Peatross; Mississippi College (1-0), 1918
A No-Hitter . . . . .	. . . . . Jackson Fristoe (6 IP), Landon Sims (1 IP), Mikey Tepper (1 2/3 IP), Cam Tullar (1/3 IP); Kent State, March 7, 2021
A Complete Game No-Hitter . . . . .	. . . . . Gene Morgan (7 IP); at Hawaii-Hilo (2-0), April 6, 1985
A Complete Game (9 Inn.) . . . . .	. . . . . Jacob Billingsley; at Southern Miss (8-1), June 6, 2017 %
A Complete Game (7 Inn.) . . . . .	. . . . . JT Ginn; at Texas A&M-1 (0-1), May 4, 2019
	Complete-Game 1-Hitter . . . . . Unknown
	Complete-Game 2-Hitter . . . . . Ricky Bowen; vs. Ole Miss, March 16, 2008
	Consecutive Complete Games . . . . . Dakota Hudson; 2016 (at Auburn (4-0), May 13 and Arkansas (7-0), May 19)
A Complete-Game Shutout . . . . .	. . . . . Dakota Hudson; vs. Arkansas (7-0), May 19, 2016
	at Home . . . . . Dakota Hudson; vs. Arkansas (7-0), May 19, 2016
	on The Road . . . . . Dakota Hudson; at Auburn (4-0), May 13, 2016
	SEC Game . . . . . Dakota Hudson; vs. Arkansas (7-0), May 19, 2016
	as a Freshman . . . . . Scott Tanksley; vs. Mississippi College (6-0), April 20, 1993
	Postseason Game . . . . . B.J. Wallace; vs. Nicholls State (1-0), May 21, 1992 %
17+ Strikeouts . . . . .	. . . . . 17 - Chris Stratton; at LSU, March 16, 2012
15+ Strikeouts . . . . .	. . . . . 15 - Will Bednar; vs. Texas, June 20, 2021 \$
10+ Strikeouts . . . . .	. . . . . 11 - Bradley Loftin; Valparaiso, March 7, 2023
Recorded Two Saves In One Day . . . . .	. . . . . Trevor Fitts; vs. Marshall and Alabama A&M, February 22, 2015

## HONORS TRACKER

### Colton Ledbetter, OF

D1Baseball Top 100 Collegiate MLB Draft Prospects (No. 26)  
D1Baseball Top 100 Impact Transfers (No. 5)  
Perfect Game Preseason All-American (third team)  
Preseason All-SEC (second team)

### Cade Smith, RHP

D1Baseball Top 100 Collegiate MLB Draft Prospects (No. 53)

### Landon Gartman, RHP

D1Baseball Top 100 Impact Transfers (No. 31)

### Amani Larry, IF

D1Baseball Top 100 Impact Transfers (No. 33)  
NCBWA Preseason All-American (second team)

### Nate Dohm, RHP

D1Baseball Top 100 Impact Transfers (No. 5)  
NCBWA Stopper of the Year Watch List

### Aaron Nixon, RHP

D1Baseball Top 100 Impact Transfers (No. 5)  
NCBWA Stopper of the Year Watch List

### Connor Hujasak, IF/OF

D1Baseball Top 100 Impact Transfers (No. 93)

### Luke Hancock, C

Preseason All-SEC (second team)  
Buster Posey National Caccher of the Year Watch List

### Bryce Chance, OF

SEC Co-Freshman of the Week (2/20)



## 2023 HOME RUN TRACKER

No.	Player	Game	Date	Opponent	Pitcher	On Base	Inn.	Outs	Count	Score	Final
1	Bryce Chance	1	Feb. 17	VMI	Kaltreider	1	6	2	1-1	3-2	W, 11-2
2	Colton Ledbetter	2	Feb. 18	VMI	Wilkerson	1	1	0	0-1	0-1	L, 14-13
3	Hunter Hines	2	Feb. 18	VMI	Hawley	0	2	0	0-0	9-1	L, 14-13
4	Amani Larry	3	Feb. 19	VMI	Barker	1	3	1	0-1	0-3	W, 9-3
5	Kellum Clark	3	Feb. 19	VMI	Thompson	0	4	0	0-0	2-3	W, 9-3
6	Kellum Clark	3	Feb. 19	VMI	Light	0	6	1	1-1	3-3	W, 9-3
7	Luke Hancock	4	Feb. 21	ULM	Orton	1	7	2	1-2	0-11	L, 11-5
8	Bryce Chance	4	Feb. 21	ULM	Judice	1	9	1	2-2	3-11	L, 11-5
9	Colton Ledbetter	5	Feb. 22	ULM	Shaw	1	4	1	2-0	4-0	W, 14-3
10	Slate Alford	5	Feb. 22	ULM	Shuffler	1	6	2	1-0	6-0	W, 14-3
11	Dakota Jordan	5	Feb. 22	ULM	Shuffler	2	7	1	1-0	10-0	W, 14-3
12	Colton Ledbetter	8	Feb. 26	Arizona State	Tieding	3	4	1	3-1	5-2	W, 16-3
13	Lane Forsythe	8	Feb. 26	Arizona State	Wainscott	0	6	0	2-1	9-2	W, 16-3
14	Hunter Hines	8	Feb. 26	Arizona State	Varnado	1	7	0	1-0	10-2	W, 16-3
15	Amani Larry	9	Feb. 28	Southern Miss	Monistere	0	4	0	0-1	5-4	W, 10-9
16	Ross Highfill	11	March 4	Oklahoma	Pierce	0	3	2	0-0	4-8	L, 15-9
17	Hunter Hines	11	March 4	Oklahoma	Pierce	0	5	0	1-0	7-12	L, 15-9
18	Amani Larry	12	March 5	Cal	Colwell	0	7	1	1-1	4-4	W, 8-4
19	Kellum Clark	12	March 5	Cal	Becerra	1	8	1	1-1	5-4	W, 8-4
20	Hunter Hines	13	March 7	Valparaiso	Hack	1	6	1	2-0	7-2	W, 12-2
21	Kellum Clark	13	March 7	Valparaiso	Hack	0	6	1	2-2	9-2	W, 12-2
22	Hunter Hines	14	March 10	Lipscomb	Giles	1	7	2	1-0	6-1	W, 8-2
23	Connor Hujsak	15	March 11	Lipscomb	Van Treeck	0	6	1	1-1	3-2	W, 4-3
24	Kellum Clark	15	March 11	Lipscomb	Van Treeck	0	9	0	2-2	3-3	W, 4-3
25	Ross Highfill	16	March 11	Lipscomb	Smith	0	2	0	1-1	2-1	W, 12-4
26	Hunter Hines	16	March 11	Lipscomb	Harmon	1	6	1	0-1	7-4	W, 12-4
27	Ross Highfill	16	March 11	Lipscomb	Harmon	0	6	1	3-1	9-4	W, 12-4
28	Ross Highfill	16	March 11	Lipcomb	Williams	1	8	1	2-0	10-4	W, 12-4
29	Hunter Hines	17	March 14	Nicholls	Hayes	1	1	2	1-0	2-0	W, 12-4
30	Hunter Hines	17	March 14	Nicholls	Llinas	1	4	1	2-2	6-2	W, 12-4
31	Colton Ledbetter	17	March 14	Nicholls	Mancuso	0	7	1	2-0	9-4	W, 12-4

\* - leadoff homerun

## 2023 HOW IT WAS WON

Below is a chart representing how the eventual game-winning run was recorded for Mississippi State in 2023.

Gm	Opponent	Final	Player	Inn.	Outs	Play	Score at Time
1.	VMI	11-2	Luke Hancock	3	1	Sacrifice fly	3-0
2.	VMI	9-3	Kellum Clark	6	1	Home Run	3-3
3.	ULM	14-3	Amani Larry	4	0	Sacrifice fly	4-0
4.	Arizona State	5-1	Lane Forsythe	4	1	Single	1-1
5.	Arizona State	16-3	Kellum Clark	4	0	Single	3-2
6.	Southern Miss	10-9	Hunter Hines	8	1	Sacrifice fly	9-9
7.	Cal	8-4	Amani Larry	7	1	Home Run	4-4
8.	Valparaiso	12-2	Bryce Chance	4	2	Single	2-2
9.	Lipscomb	8-2	Ross Highfill	3	0	Single	1-1
10.	Lipscomb	4-3	Kellum Clark	9	0	Home Run	3-3
11.	Lipscomb	12-4	Luke Hancock	6	1	Double	4-4
12.	Nicholls	12-4	Bryce Chance	2	1	Single	4-0
13.	Louisiana	4-2	Colton Ledbetter	5	1	Double	2-1



## SEC UPDATE

### Standings

Western Division											
	SEC	Pct.	GB	Division	Overall	Pct.	Home	Away	Neutral	L10	Streak
LSU	0-0	--	--	--	16-1	.941	13-0	1-0	2-1	10-0	W11
Alabama	0-0	--	--	--	16-2	.889	14-2	2-0	0-0	8-2	W1
Arkansas	0-0	--	--	--	15-2	.882	13-1	0-0	2-1	10-0	W10
Ole Miss	0-0	--	--	--	14-3	.824	11-2	1-1	2-0	8-2	L1
Auburn	0-0	--	--	--	13-3-1	.794	11-3-1	1-0	1-0	8-2	W1
Texas A&M	0-0	--	--	--	13-4	.765	9-3	2-0	2-1	9-1	W8
Mississippi State	0-0	--	--	--	13-5	.722	9-3	0-0	4-2	8-2	W7
Eastern Division											
	SEC	Pct.	GB	Division	Overall	Pct.	Home	Away	Neutral	L10	Streak
South Carolina	0-0	--	--	--	17-1	.944	15-0	1-1	1-0	9-1	W8
Kentucky	0-0	--	--	--	15-2	.882	10-1	5-1	0-0	10-0	W11
Florida	0-0	--	--	--	16-3	.842	14-3	2-0	0-0	8-2	W7
Tennessee	0-0	--	--	--	15-3	.833	14-1	0-1	1-1	9-1	W4
Missouri	0-0	--	--	--	13-3	.813	8-1	3-1	2-1	9-1	W2
Georgia	0-0	--	--	--	13-4	.765	10-3	2-0	1-1	8-2	W1
Vanderbilt	0-0	--	--	--	13-5	.722	8-3	1-0	4-2	8-2	W1

### Schedule/Results

all times central

#### THURSDAY, MARCH 16

Alabama at #2 Florida	6 p.m. [SECN]
Ole Miss at #6 Vanderbilt	6 p.m. [ESPNU]

#### FRIDAY, MARCH 17

South Carolina at Georgia	5 p.m. [SECN+]
Alabama at Florida	5:30 p.m. [SECN+]
Mississippi State at Kentucky	5:30 p.m. [SECN+]
LSU at Texas A&M	6 p.m. [SECN]
Ole Miss at Vanderbilt	6 p.m. [SECN+]
Tennessee at Missouri	6 p.m. [SECN+]
Auburn at Arkansas	6:30 p.m. [SECN+]

#### SATURDAY, MARCH 18

Ole Miss at Vanderbilt	11 a.m. [SECN]
South Carolina at Georgia	1 p.m. [SECN+]
Mississippi State at Kentucky	1 p.m. [SECN+]
Auburn at Arkansas	2 p.m. [SECN+]
LSU at Texas A&M	2 p.m. [SECN+]
Tennessee at Missouri	2 p.m. [SECN+]
Alabama at Florida	3 p.m. [SECN+]

#### SUNDAY, MARCH 19

Mississippi State at Kentucky	11 a.m. [SECN]
LSU at Texas A&M	1 p.m. [SECN+]
Tennessee at Missouri	1 p.m. [SECN+]
Auburn at Arkansas	2 p.m. [SECN+]
South Carolina at Georgia	2 p.m. [SECN]

## Week-by-Week Polls

Week	BA	CB	D1	BW	PG	USA	RPI
Preseason	NR	22	NR	31	NR	RV	--
Week 1	NR	24	NR	NR	NR	--	--
Week 2	NR	NR	NR	RV	NR	NR	--
Week 3	NR	NR	NR	NR	NR	NR	74
Week 4	NR	NR	NR	RV	NR	NR	56

BA - Baseball America, CB - Collegiate Baseball Newspaper, D1 - D1Baseball,  
BW - National Collegiate Baseball Writers Association, PG - Perfect Game,  
USA - USA Today Coaches Poll, RPI - NCAA RPI

(-- ) - No poll/RPI released by the publication.

## IN THE POLLS

Baseball America		Collegiate Baseball		D1Baseball		NCBWA		Perfect Game		USA Today/Coaches	
1. LSU	15-1	1. LSU	15-1	1. LSU	15-1	1. LSU	15-1	1. LSU	15-1	1. LSU	15-1
2. Florida	15-3	2. Louisville	14-1	2. Tennessee	14-3	2. Ole Miss	14-2	2. Florida	15-3	2. Tennessee	14-3
3. Louisville	14-1	3. Tennessee	14-3	3. Ole Miss	14-2	3. Florida	15-3	3. Arkansas	13-2	3. Ole Miss	14-2
4. Tennessee	14-3	4. Virginia	14-1	4. Wake Forest	15-2	4. Tennessee	14-3	4. Tennessee	14-3	4. Florida	15-3
5. Wake Forest	15-2	5. Wake Forest	15-2	5. Florida	15-3	5. Wake Forest	15-2	5. Wake Forest	15-2	5. Wake Forest	15-2
6. Ole Miss	14-2	6. Florida	15-3	6. Vanderbilt	12-5	6. Arkansas	13-2	6. Louisville	14-1	6. Arkansas	13-2
7. Arkansas	13-2	7. Arkansas	13-2	7. Arkansas	13-2	7. Louisville	14-1	7. Stanford	10-5	7. Louisville	14-1
8. Vanderbilt	12-5	8. Vanderbilt	12-5	8. Louisville	14-1	8. Vanderbilt	12-5	8. Ole Miss	14-2	8. Vanderbilt	12-5
9. Virginia	14-1	9. UCLA	12-3	9. Stanford	10-5	9. Virginia	14-1	9. Vanderbilt	12-5	9. Stanford	10-5
10. Stanford	10-5	10. UC Santa Barbara	11-3	10. East Carolina	12-3	10. Stanford	10-5	10. UCLA	12-3	10. Virginia	14-1
11. Texas A&M	12-4	11. Ole Miss	14-2	11. TCU	9-6	11. UCLA	12-3	11. Virginia	14-1	11. East Carolina	12-3
12. UCLA	12-3	12. Miami (Fla.)	10-6	12. Oklahoma State	14-3	12. East Carolina	12-3	12. Texas Tech	14-3	12. UCLA	12-3
13. TCU	9-6	13. NC State	14-2	13. UCLA	12-3	13. Oklahoma State	14-3	13. East Carolina	12-3	13. Oklahoma State	14-3
14. East Carolina	12-3	14. South Carolina	16-1	14. Virginia	14-1	14. South Carolina	16-1	14. TCU	9-6	14. South Carolina	16-1
15. Virginia Tech	12-4	15. Texas A&M	12-4	15. Texas A&M	12-4	15. Texas A&M	12-4	15. Oklahoma State	14-3	15. Texas A&M	12-4
16. Miami (Fla.)	10-6	16. Texas Tech	14-3	16. South Carolina	16-1	15. TCU	9-6	16. Virginia Tech	12-4	16. Virginia Tech	12-4
17. Oklahoma State	14-3	17. East Carolina	12-3	17. Virginia Tech	12-4	17. Virginia Tech	12-4	17. Miami (Fla.)	10-6	17. NC State	14-2
18. Boston College	12-2	18. Oklahoma State	14-3	18. North Carolina	12-5	18. Texas Tech	14-3	18. Auburn	12-3-1	18. TCU	9-6
19. South Carolina	16-1	19. Stanford	10-5	19. Campbell	12-2	19. North Carolina	12-5	19. Texas A&M	12-4	19. Texas Tech	14-3
20. Texas Tech	14-3	20. Washington State	13-2	20. Florida Gulf Coast	14-3	20. NC State	14-2	20. Campbell	12-2	20. North Carolina	12-5
21. North Carolina	12-5	21. Arizona	12-3	21. Florida State	11-4	21. Florida State	11-4	21. NC State	14-2	21. Florida State	11-4
22. Oregon State	11-4	22. Iowa	11-3	22. Texas Tech	14-3	22. Alabama	15-2	22. Boston College	12-2	22. Alabama	15-2
23. Florida Gulf Coast	14-3	23. Oregon State	11-4	23. NC State	14-2	23. Miami (Fla.)	10-6	23. North Carolina	12-5	23. Campbell	12-2
24. NC State	14-2	24. Auburn	12-3-1	24. Alabama	15-2	24. Campbell	12-2	24. UC Santa Barbara	11-3	24. Boston College	12-2
25. Southern Miss	10-5	25. North Carolina	12-5	25. Southern Miss	10-5	25. Florida Gulf Coast	14-3	25. Florida State	11-4	25. Southern Miss	10-5
		26. Alabama	15-2			26. Oregon State	11-4				
		27. Georgia Tech	13-3			27. Southern Miss	10-5				
		28. UC Irvine	11-3			28. UC Santa Barbara	11-3				
		29. Virginia Tech	12-4			29. Boston College	12-2				
		30. Florida Gulf Coast	14-3			30. Maryland	8-7				

2023 Scheduled Opponents in Bold





## DUDY NOBLE FIELD

### BIOGRAPHY

The largest on-campus facility in college baseball, Dudy Noble Field will see the 57th season of Mississippi State baseball at its current site in 2023. With over 1,690 games played at the venue, the Diamond Dawgs have a .730 winning percentage at the facility, which recently received a \$68-million upgrade.

The field is named in honor of longtime MSU baseball coach, athletics director and ABCA Hall of Famer Clarke Randolph "Dudy" Noble. On April 27, 1998 the facility was renamed Dudy Noble Field, Polk-DeMent Stadium, honoring another ABCA Hall of Famer, former Bulldog skipper Ron Polk, and the late Gordon DeMent, a successful businessman and longtime fan of the Diamond Dawgs from Indianola, Mississippi.

#### The Origin

From 1929 until 1964, Mississippi State hosted its baseball games at the original on-campus venue, Hardy Field, which was located several hundred yards to the south of the Bulldogs' home football venue, Davis Wade Stadium at Scott Field. The baseball field was closed following the 1964 season to make way for the construction of Dorman Hall and for the next two seasons the Diamond Dawgs played their home games at Redbird Park in Columbus, Mississippi, capturing SEC titles both seasons at their temporary home.

The tin-roofed grandstand and 2,000-seat bleachers from the original Dudy Noble Field were transported to the stadium's present site, which became playable for the 1967 campaign. Since that time, facility enhancements have followed at a steady pace to make the "Carnegie Hall of College Baseball" one of the finest all-around facilities on the road to Omaha. Among with numerous upgrades, the current site has seen two complete demolitions and reconstructions, the latest occurring during a three-year span (2017-19) and opening prior to the start of the 2019 campaign.

#### Leading the Attendance Boom

With a laundry list of legendary names on its all-time roster, it comes as no surprise that Mississippi State ranks among the nation's attendance leaders year in and year out. The Dudy Noble Field faithful have sold out the reserved seating allotment every season since 1987.

Along with routinely hosting some of the largest crowds in the SEC, ten of the last 12 three-day Super Bulldog Weekend series have drawn more than 25,000 fans.

MSU eclipsed the 200,000 mark in paid attendance at Dudy Noble Field for six-straight seasons between 2012-17, marking the first such occurrence in the program's history. In 2013, the Diamond Dawgs' five-millionth fan walked through the turnstiles at Dudy Noble Field. Since home attendance figures were charted starting in 1976, the "Carnegie Hall of College Baseball" has seen 7,283,977 fans rush through the gates.

In 22 of the last 23 seasons, Mississippi State has averaged 6,000 fans per game, including a record average of 10,259 during the 2022 campaign. Overall, State has eclipsed the 200,000-fan mark 14 times since 2002, with a school-record 373,784 viewing the 2019 home schedule.

Of the top 25 all-time college baseball on-campus attendances, Dudy Noble Field finds itself on the list 19 times, most notably owning the all-time on-campus attendance record of 15,586 on April 12, 2014. The Bulldogs own 15 of the top 16 marks in NCAA on-campus history and are the only NCAA baseball program to boast on-campus attendances of 14,000 or more. The five largest NCAA Super Regional crowds have all assembled in Starkville, Mississippi, as well.

From April 11-13, 2014, the Bulldog faithful flooded the gates at Dudy Noble Field to the tune of 39,181 fans for a three-game series versus Ole Miss. The nearly 40,000 fans on the weekend set an NCAA on-campus attendance record for a three-game series.

Dudy Noble Field has ushered in crowds of 10,000 or better 84 times, including 2007 NCAA Super Regional-record draws of 13,715 and 12,620 for nationally-televised, late-morning games against Clemson. In 2019, the first season of the "New Dude," the Diamond Dawgs garnered crowds of 10,000-plus a school-record 10 times.

Mississippi State has hosted 26 postseason events at the facility, including three NCAA District III Tournaments (1973-75), five SEC tournaments (1979, 81, 83, 88 & 95), 16 NCAA Regionals (1979, 84-85, 87-89, 90, 92, 97, 2000, 03, 13, 16, 19 & 21) and four NCAA Super Regionals (2007, 16, 19 & 21).

#### The Left Field Lounge

The aura of Mississippi State baseball at Dudy Noble Field is certainly not confined to the loyal legions in the impressive grandstand, pro-style luxury sky suites or luxurious Left Field Lofts.

In fact, some of the more highly-prized seats at Bulldog baseball games are found beyond the outfield fence in the Left Field Lounge™. Waiting lists greet those seeking to purchase one of the 96 outfield lounges in the iconic two-level outfield tailgate.

Once a colorful assortment of pickup trucks, motor homes, and trailers — most equipped with grills — lined the outfield fence, completing a circle of humanity at Dudy Noble Field. Now, the permanent lounge spaces are connected to the concourse, allowing everyone to stroll through and experience the iconic lounge culture.

What began in the late 1960s as a popular gathering spot for baseball-loving MSU supporters now forms college baseball's largest tailgate party.

#### The "New Dude"

The second demolition at the current site occurred following the 2017 season and the \$68 million facility opened its gates for the 2019 campaign. Architect Wier Boerner Allin, along with consultants Populous and famed stadium architect/State alum Janet Marie Smith designed the project, while construction manager ICM and general contractor JESCO Construction, Inc. oversaw the construction.

Covering 12 acres of land on the Mississippi State University campus, the 230,000 square foot facility carries on Dudy Noble Field's legacy as the "Carnegie Hall of College Baseball." Installation of the second largest scoreboard in college baseball, measuring 43 feet wide by 60 feet high, started the project in 2017. The board, which was the largest in college baseball upon installation, is larger than boards owned by three Major League Baseball teams. The addition of 96 permanent Left Field Lounge rigs encircling the outfield followed during the fall of 2018.

The concourse and lower-level grandstands were in place for the 2018 season, with the Diamond Suites, upper-deck reserved seating area and three unique club areas — Farm Bureau Triple Crown Club, Charlie and Dana Stephenson Omaha Club and The Rooftop Club — were completed prior to the 2019 campaign. The newest version of Dudy Noble Field also features increased restroom facilities and concession points of sale.

The player spaces also received an upgrade, expanding to cover 18,000 square feet underneath the facility. The fully-equipped Bruce and Julie Martin Locker Room includes an embedded equipment room, houses 40 wooden lockers and features an oversized, dimensional halo-lit '85 Script Mississippi State sign suspended overhead in the middle of the room.

The more spacious locker room includes an attached training room with whirlpool and fully-functional fueling station. The Mitch Moreland Hitting Tunnel, which is equipped with HitTrax, and Turner & Gloria Wingo Team Lounge are easily accessed from the home dugout, with the eye-popping player entrance and Hassell H. Franklin Omaha Room greeting players as they enter the facility. The Pat McMahon Pitching Lab is also housed under the stadium, featuring arm care and conditioning equipment, one oversized turfed mound with three pitching rubbers and state of the art video equipment.

### TOP-25 CROWDS

Rank	Attendance	Opponent	Date
1.	15,586	* Ole Miss	April 12, 2014
2.	15,078	Texas A&M	April 16, 2016
3.	14,991	Florida	April 22, 1989
4.	14,562	Auburn	April 20, 2013
5.	14,385	# Notre Dame	June 12, 2021
6.	14,378	LSU	April 16, 1988
7.	14,320	Arizona State	Feb. 25, 2023
8.	14,228	LSU	April 9, 2022
9.	14,077	Alabama	March 26, 2022
10.	13,971	# Notre Dame	June 13, 2021
11.	13,761	Arkansas	April 25, 1992
12.	13,715	^ Clemson	June 9, 2007
13.	13,691	Kentucky	April 8, 2017
14.	13,617	Georgia	April 8, 2006
15.	13,452	^ Arizona	June 11, 2016
16.	13,351	Long Beach State	Feb. 19, 2022
17.	13,338	Ole Miss	April 17, 2021
18.	13,224	Ole Miss	April 11, 2014
19.	13,132	^ Stanford	June 8, 2019
20.	13,123	Ole Miss	April 15, 2000
21.	13,004	Florida	April 18, 2015
22.	12,913	^ Arizona	June 10, 2016
23.	12,708	Auburn	April 24, 1993
24.	12,620	^ Clemson	June 8, 2007
25.	12,360	Georgia	April 6, 2002

\* - NCAA on-campus attendance record

^ - NCAA Regional

# - NCAA Super Regional

**NOTE:** Mississippi State owns 93 crowds of 10,000-plus in the history of the program. The top 10 crowds in Dudy Noble Field history are also the top 10 on-campus crowds in NCAA history.



## 2023 SEASON STATISTICS

Record: 13-5 Home: 9-3 Away: 0-0 Neutral: 4-2 SEC: 0-0

Player	avg	gp-gs	ab	r	h	2b	3b	hr	rbi	tb	slg%	bb	hp	so	gdp	ob%	sf	sh	sb-att	po	a	e	fld%
38 Chance, Bryce	.379	17-17	58	17	22	2	0	2	18	30	.517	11	2	7	2	.486	1	0	4-4	17	0	0	1.000
8 Larry, Amani	.367	18-18	60	26	22	5	0	3	19	36	.600	15	10	4	3	.534	3	1	11-11	29	29	2	.967
10 Ledbetter, Colton	.349	18-18	63	17	22	4	1	4	25	40	.635	23	1	12	0	.517	2	0	10-11	41	0	0	1.000
20 Hancock, Luke	.321	18-18	56	19	18	8	0	1	16	29	.518	20	5	8	0	.506	4	0	0-0	139	15	2	.987
43 Forsythe, Lane	.315	18-18	54	15	17	4	0	1	10	24	.444	17	1	11	1	.486	0	2	4-5	26	31	5	.919
44 Hines, Hunter	.271	17-17	70	14	19	5	0	8	21	48	.686	6	1	15	0	.333	1	0	0-0	60	5	2	.970
11 Clark, Kellum	.246	17-16	61	19	15	1	0	5	9	31	.508	11	0	11	2	.361	0	0	0-0	25	3	0	1.000
24 Alford, Slate	.222	15-13	54	10	12	2	0	1	8	17	.315	4	1	11	3	.279	2	0	0-0	5	18	6	.793
13 Chester, Nate	.667	6-0	3	2	2	0	0	0	1	2	.667	2	1	0	0	.833	0	0	0-0	0	0	0	.000
5 Downs, Aaron	.400	7-0	5	0	2	0	0	0	0	2	.400	2	0	2	0	.571	0	0	0-0	0	0	0	.000
7 Hujsak, Connor	.333	10-0	9	1	3	1	0	1	4	7	.778	1	0	3	0	.364	1	0	1-1	2	1	0	1.000
22 Highfill, Ross	.325	11-10	40	11	13	4	0	4	14	29	.725	2	3	14	0	.391	1	0	0-0	111	7	1	.992
3 Mershon, David	.250	5-5	12	2	3	0	0	0	0	3	.250	2	0	2	0	.357	0	2	2-2	1	6	2	.778
27 Hoyle, Wil	.250	7-0	4	0	1	1	0	0	1	2	.500	0	0	1	0	.250	0	0	0-0	0	2	1	.667
42 Jordan, Dakota	.233	13-12	43	6	10	1	0	1	6	14	.326	10	0	12	1	.364	2	0	1-2	20	0	2	.909
33 Seibert, Von	.000	4-0	2	0	0	0	0	0	0	0	.000	1	0	2	0	.333	0	0	0-0	3	0	0	1.000
28 Hubbard, Bryce	.000	1-0	1	0	0	0	0	0	0	0	.000	0	0	1	0	.000	0	0	0-0	0	0	0	.000
Totals	.304	18	595	159	181	38	1	31	152	314	.528	127	25	116	12	.436	17	5	33-36	480	141	27	.958
Opponents	.228	18	597	103	136	21	2	13	82	200	.335	109	17	205	6	.357	10	7	34-40	445	164	26	.959

LOB - Team (167), Opp (157). DPs turned - Team (7), Opp (15). CI - Team (0), Opp (2). Picked off - Clark 1, Larry 1.

### (All games Sorted by Earned run avg)

Player	era	w-l	app	gs	cg	sho	sv	ip	h	r	er	bb	so	2b	3b	hr	b/avg	wp	hp	bk	sfa	sha
55 Tapper, Brock	0.00	1-0	5	0	0	0/0	0	8.0	9	0	0	2	7	0	1	0	.281	1	0	0	0	0
14 Gibbs, Will	0.00	0-0	3	0	0	0/0	0	3.0	3	0	0	4	7	1	0	0	.250	0	0	0	0	0
16 Cheatham, Cole	0.00	0-0	1	0	0	0/0	0	1.0	0	0	0	1	2	0	0	0	.000	1	0	0	0	0
4 Nixon, Aaron	0.00	0-0	1	0	0	0/0	0	1.0	0	0	0	1	3	0	0	0	.000	0	0	0	0	0
25 Dohm, Nate	0.54	3-1	7	0	0	0/0	2	16.2	8	4	1	4	18	4	0	0	.143	0	1	0	2	0
50 Cijntje, Jurrangelo	0.60	3-0	4	3	0	0/0	0	15.0	5	2	1	8	20	0	0	0	.114	2	4	0	1	1
30 Loftin, Bradley	2.84	1-1	5	4	0	0/0	0	19.0	9	9	6	22	30	1	0	1	.143	2	2	0	1	1
21 Holcombe, Colby	4.50	1-0	7	1	0	0/0	0	10.0	6	9	5	9	15	0	0	1	.167	0	0	0	0	0
36 Gartman, Landon	4.95	1-0	4	4	0	0/0	0	20.0	16	11	11	10	25	3	0	3	.211	4	1	1	1	1
12 Siary, Evan	5.25	0-1	5	0	0	0/0	1	12.0	11	10	7	5	16	3	0	1	.239	1	1	0	0	1
32 Stinnett, Parker	5.40	0-0	1	0	0	0/0	0	1.2	2	2	1	0	2	0	0	0	.400	0	1	0	1	1
39 Yntema, Graham	5.87	1-1	5	3	0	0/0	0	15.1	17	13	10	9	18	1	0	1	.279	1	2	1	0	0
45 Davis, Tyler	7.07	1-0	7	0	0	0/0	0	14.0	17	14	11	11	13	6	0	2	.288	1	2	0	1	1
15 Smith, Cade	9.00	1-1	2	2	0	0/0	0	7.0	5	7	7	8	7	1	0	2	.208	0	2	0	1	1
26 Hardin, Tyson	9.82	0-0	6	0	0	0/0	0	7.1	16	8	8	4	8	1	1	2	.432	0	0	0	1	0
6 Forsythe, Logan	10.80	0-0	2	0	0	0/0	0	1.2	3	3	2	2	3	0	0	0	.375	1	1	0	1	0
2 Hunt, KC	13.50	0-0	5	1	0	0/0	0	7.1	9	11	11	9	11	0	0	0	.281	1	0	0	0	0
Totals	4.56	13-5	18	18	0	0/0	3	160.0	136	103	81	109	205	21	2	13	.228	15	17	2	10	7
Opponents	9.10	5-13	18	18	0	0/0	2	148.1	181	159	150	127	116	38	1	31	.304	23	25	0	17	5

PB - Team (11), Highfill 10, Hancock 1, Opp (2). Pickoffs - Team (8), Loftin 3, Yntema 3, Smith 1, Cijntje 1, Opp (2).

SBA/ATT - Hancock (22-23), Highfill (12-14), Hunt (9-9), Holcombe (4-6), Dohm (4-5), Yntema (3-5), Gartman (4-4), Hardin (3-3), Cijntje (2-3), Smith (2-2), Loftin (2-2), Stinnett (1-1).



## 2022 SOUTHEASTERN CONFERENCE STATISTICS

Record: 9-21 Home: 4-11 Away: 5-10 SEC: 9-21

Player	avg	gp-gs	ab	r	h	2b	3b	hr	rbi	tb	slg%	bb	hp	so	gdp	ob%	sf	sh	sb-att	po	a	e	fld%
4 Yeager, RJ	.323	30-30	133	21	43	10	1	14	33	97	.729	5	3	24	0	.359	1	0	2-2	51	70	1	.992
33 Cumbest, Brad	.304	30-30	115	19	35	5	0	8	17	64	.557	6	2	28	1	.347	1	0	1-2	45	0	1	.978
19 Tanner, Logan	.286	30-30	119	17	34	4	0	4	13	50	.420	19	2	28	2	.390	1	0	0-0	268	24	3	.990
43 Forsythe, Lane	.284	28-23	67	10	19	2	1	0	4	23	.343	9	1	23	3	.372	1	0	1-1	23	66	4	.957
20 Hancock, Luke	.276	30-30	123	19	34	4	0	4	17	50	.407	13	7	14	3	.372	2	0	0-0	250	15	5	.981
44 Hines, Hunter	.270	30-30	115	22	31	5	0	8	23	60	.522	15	0	34	3	.351	1	0	0-0	4	0	0	1.000
6 James, Kamren	.260	30-30	123	19	32	4	0	5	12	51	.415	13	2	33	1	.341	0	0	4-5	23	37	4	.938
11 Clark, Kellum	.241	30-30	112	20	27	7	1	7	21	57	.509	12	5	34	0	.338	1	0	2-2	42	0	0	1.000
-----																							
36 Skinner, Brayland	.429	15-3	14	4	6	1	0	0	0	7	.500	0	0	3	0	.429	0	0	3-3	12	0	0	1.000
30 Seibert, Von	.294	17-0	17	0	5	0	0	0	1	5	.294	2	0	8	0	.368	0	0	0-0	0	0	0	.000
14 Corder, Matt	.214	9-3	14	3	3	1	1	0	1	6	.429	3	0	2	1	.353	0	0	0-0	8	0	0	1.000
31 Leggett, Tanner	.200	19-7	25	4	5	1	0	1	5	9	.360	3	1	6	0	.310	0	3	2-2	13	18	4	.886
24 Alford, Slate	.200	12-4	20	1	4	0	0	1	2	7	.350	1	0	8	0	.238	0	0	0-0	0	9	1	.900
3 Davis, Jess	.197	17-15	61	4	12	4	0	1	10	19	.311	4	2	21	0	.269	0	0	1-3	39	1	1	.976
5 Downs, Aaron	.154	8-2	13	3	2	1	0	0	0	3	.231	1	0	5	0	.214	0	1	0-0	4	0	0	1.000
8 McGowan, Drew	.067	8-3	15	1	1	0	0	0	0	1	.067	0	1	5	1	.125	0	0	0-0	9	0	0	1.000
Totals	.270	30	1086	167	293	49	4	53	159	509	.469	106	26	276	15	.347	8	4	16-20	799	264	24	.978
Opponents	.278	30	1055	240	293	63	4	58	230	538	.510	172	30	291	20	.389	14	11	15-22	820	269	19	.983

LOB - Team (243), Opp (244). DPs turned - Team (24), Opp (16). CI - Team (1), Tanner 1. IBB - Team (4), Yeager 1, James 1, Tanner 1, Hancock 1, Opp (8). Picked off - Davis 1, Skinner 1, Hines 1, Forsythe 1, Tanner 1.

### (SEC games only Sorted by Earned run avg)

Player	era	w-l	app	gs	cg	sho	sv	ip	h	r	er	bb	so	2b	3b	hr	b/avg	wp	hp	bk	sfa	sha
15 Smith, Cade	4.65	1-4	10	10	0	0/0	0	50.1	47	31	26	30	43	8	1	9	.236	4	2	0	1	0
35 Johnson, Preston	6.51	1-4	10	10	0	0/0	0	56.2	58	43	41	29	84	13	2	14	.260	2	5	0	3	3
7 Smith, Brandon	6.70	1-5	9	6	0	0/0	0	41.2	51	34	31	15	34	5	1	14	.305	3	3	0	2	1
-----																						
47 Talley, Drew	4.05	0-0	9	0	0	0/0	0	6.2	7	3	3	5	7	4	0	1	.292	0	0	0	1	0
48 x-Augur, Brooks	4.26	1-0	7	0	0	0/0	0	12.2	12	9	6	9	13	2	0	3	.267	0	1	0	1	3
9 Kohn, Pico	6.10	1-2	13	0	0	0/0	0	20.2	20	18	14	14	19	3	0	5	.256	1	3	0	2	1
2 Hunt, KC	6.87	1-3	11	0	0	0/0	1	18.1	18	14	14	10	22	4	0	3	.254	1	1	0	1	0
27 Fristoe, Jackson	9.00	2-2	14	0	0	0/0	0	19.0	22	19	19	10	26	9	0	1	.289	1	3	0	1	2
32 Stinnett, Parker	9.95	1-1	5	4	0	0/0	0	12.2	13	14	14	17	12	1	0	1	.283	3	2	0	1	0
16 Cheatham, Cole	11.05	0-0	6	0	0	0/0	0	7.1	8	9	9	7	11	2	0	1	.250	1	1	1	0	0
45 Tullar, Cam	17.72	0-0	13	0	0	0/0	0	10.2	19	21	21	10	10	3	0	5	.396	0	6	0	0	1
18 Walker, Jack	18.00	0-0	2	0	0	0/0	0	3.0	3	6	6	4	0	2	0	1	.250	1	2	0	0	0
39 Tepper, Mikey	23.82	0-0	5	0	0	0/0	0	5.2	13	15	15	10	7	5	0	0	.448	2	0	0	1	0
29 Walling, Andrew	36.00	0-0	1	0	0	0/0	0	1.0	2	4	4	2	3	2	0	0	.400	1	1	0	0	0
Totals	7.50	9-21	30	30	0	0/0	1	266.1	293	240	222	172	291	63	4	58	.278	20	30	1	14	11
Opponents	5.00	21-9	30	30	1	1/1	8	273.1	293	167	152	106	276	49	4	53	.270	21	26	0	8	4

PB - Team (3), Tanner 3, Opp (3). Pickoffs - Team (0), Opp (5). SBA/ATT - Tanner (15-21), Kohn (4-5), Talley (2-3), Smith, C. (3-3), Johnson (0-2), Fristoe (2-2), Stinnett (0-2), Smith, B. (1-2), Hunt (1-1), Cheatham (1-1), Tullar (1-1).



## 2023 GAME-BY-GAME (HITTING)

Date	Opponent	ab	r	h	rbi	2b	3b	hr	tb	bb	ibb	sb	cs	hbp	sac	sf	gdp	k	po	a	e	lob	avg
Feb 17	VMI	38	11	16	11	4	0	1	23	10	0	5	0	0	0	2	0	2	27	10	3	15	.421
Feb 18	VMI	43	13	17	13	6	0	2	29	6	0	1	0	0	0	0	2	2	27	7	3	9	.407
Feb 19	VMI	35	9	10	8	2	0	3	21	5	0	4	0	0	0	1	0	5	27	10	1	8	.371
Feb 21	ULM	32	5	6	5	0	0	2	12	5	0	0	0	2	0	0	1	6	27	10	3	7	.331
Feb 22	ULM	33	14	12	14	3	0	3	24	10	0	0	0	3	0	1	1	5	27	5	2	10	.337
Feb 24	ARIZONA STATE	33	4	7	4	2	0	0	9	7	0	0	0	2	0	0	3	10	27	5	1	11	.318
Feb 25	ARIZONA STATE	29	5	6	5	0	0	0	6	5	0	3	0	0	0	0	0	7	27	11	0	5	.305
Feb 26	ARIZONA STATE	34	16	15	15	1	0	3	25	5	0	2	0	2	1	3	0	9	27	7	0	5	.321
Feb 28	vs Southern Miss	28	10	7	9	1	1	1	13	8	0	0	1	5	0	2	1	7	27	7	3	9	.315
Mar 3	vs Ohio State	30	3	3	2	1	0	0	4	12	0	2	0	4	0	0	0	12	27	8	4	16	.296
Mar 4	vs Oklahoma	37	9	10	9	1	0	2	17	8	0	2	0	0	0	1	0	7	27	15	1	10	.293
Mar 5	vs California	37	8	10	7	4	0	2	20	4	0	2	0	2	0	1	1	3	27	6	2	9	.291
Mar 7	VALPARAISO	29	12	15	11	2	0	2	23	12	0	1	1	1	0	2	1	4	21	8	0	13	.306
Mar 10	LIPSCOMB	32	8	9	8	3	0	1	15	4	0	0	0	2	1	1	0	8	27	7	0	8	.304
Mar 11	LIPSCOMB	31	4	7	4	0	0	2	13	3	0	4	0	0	0	0	0	9	27	6	0	6	.299
Mar 11	LIPSCOMB	32	12	11	12	2	0	4	25	8	0	1	0	1	2	1	0	10	27	2	3	9	.302
Mar 14	NICHOLLS	34	12	12	11	2	0	3	23	11	0	6	0	1	0	1	1	7	27	11	1	11	.305
Mar 15	vs Louisiana	28	4	8	4	4	0	0	12	4	0	0	1	0	1	1	1	3	27	6	0	6	.304
Totals		595	159	181	152	38	1	31	314	127	0	33	3	25	5	17	12	116	480	141	27	167	.304



## 2023 GAME-BY-GAME (PITCHING)

Date	Opponent	ip	h	r	er	bb	so	2b	3b	hr	wp	bk	hbp	dp	ibb	score	w-l	sv	era
Feb 17	VMI	9.0	8	2	1	4	11	2	0	0	1	1	1	2	0	11-2	1-0	0	1.00
Feb 18	VMI	9.0	7	14	11	12	12	1	0	1	1	0	1	0	0	13-14	1-1	0	6.00
Feb 19	VMI	9.0	9	3	3	3	13	2	0	0	2	1	0	0	0	9-3	2-1	0	5.00
Feb 21	ULM	9.0	12	11	8	5	14	2	0	2	1	0	2	0	0	5-11	2-2	0	5.75
Feb 22	ULM	9.0	6	3	2	5	15	0	0	0	0	0	2	0	0	14-3	3-2	0	5.00
Feb 24	ARIZONA STATE	9.0	12	13	13	12	11	0	1	2	1	0	1	0	0	4-13	3-3	0	6.33
Feb 25	ARIZONA STATE	9.0	5	1	1	2	10	0	0	0	1	0	2	0	0	5-1	4-3	1	5.57
Feb 26	ARIZONA STATE	9.0	8	3	3	5	12	0	0	2	0	0	0	0	0	16-3	5-3	1	5.25
Feb 28	vs Southern Miss	9.0	5	9	6	11	12	4	0	0	0	0	1	1	0	10-9	6-3	1	5.33
Mar 3	vs Ohio State	9.0	5	8	4	8	15	2	0	0	2	0	1	2	0	3-8	6-4	1	5.20
Mar 4	vs Oklahoma	9.0	18	15	13	7	7	3	1	2	1	0	1	0	0	9-15	6-5	1	5.91
Mar 5	vs California	9.0	4	4	4	5	10	1	0	2	2	0	2	0	0	8-4	7-5	1	5.75
Mar 7	VALPARAISO	7.0	2	2	2	5	13	0	0	0	2	0	0	0	0	12-2	8-5	1	5.56
Mar 10	LIPSCOMB	9.0	4	2	1	5	11	0	0	0	1	0	3	2	0	8-2	9-5	2	5.23
Mar 11	LIPSCOMB	9.0	5	3	3	3	9	1	0	0	0	0	0	0	0	4-3	10-5	2	5.08
Mar 11	LIPSCOMB	9.0	6	4	1	8	9	2	0	0	0	0	0	0	0	12-4	11-5	2	4.82
Mar 14	NICHOLLS	9.0	10	4	3	6	9	0	0	2	0	0	0	0	0	12-4	12-5	2	4.71
Mar 15	vs Louisiana	9.0	10	2	2	3	12	1	0	0	0	0	0	0	0	4-2	13-5	3	4.56
Totals		160.0	136	103	81	109	205	21	2	13	15	2	17	7	0	159-103	13-5	3	4.56

## 2023 GAME-BY-GAME STARTERS (BATTING ORDER)

DATE	OPPONENT	1	2	3	4	5	6	7	8	9	SP
2/17	VMI	Larry	Ledbetter	Jordan	Hines	Alford	Clark	Hancock	Chance	La. Forsythe	Smith
2/18	VMI	Larry	Ledbetter	Jordan	Hines	Alford	Clark	Hancock	Chance	La. Forsythe	Hunt
2/19	VMI	Larry	Ledbetter	Jordan	Hancock	Alford	Clark	Chance	Highfill	La. Forsythe	Gartman
2/21	ULM	Larry	Ledbetter	Jordan	Hines	Alford	Clark	Hancock	Chance	La. Forsythe	Loftin
2/22	ULM	Larry	Ledbetter	Jordan	Hancock	Alford	Hines	Chance	Highfill	La. Forsythe	Cijntje
2/24	Arizona State	Larry	Ledbetter	Chance	Hancock	Alford	Hines	Jordan	Highfill	La. Forsythe	Smith
2/25	Arizona State	Larry	Ledbetter	Jordan	Hancock	Alford	Hines	Clark	Chance	La. Forsythe	Yntema
2/26	Arizona State	Larry	Ledbetter	Jordan	Hancock	Alford	Hines	Clark	Chance	La. Forsythe	Gartman
2/28	vs. Southern Miss. (1)	Larry	Ledbetter	Jordan	Hancock	Alford	Hines	Clark	Highfill	La. Forsythe	Loftin
3/3	vs. Ohio State (3)	Larry	Ledbetter	Jordan	Hancock	Alford	Hines	Clark	Chance	La. Forsythe	Cijntje
3/4	vs. Oklahoma (3)	Larry	Ledbetter	Chance	Hancock	Alford	Hines	Highfill	Clark	La. Forsythe	Yntema
3/5	vs. California (3)	Larry	Ledbetter	Chance	Hancock	Alford	Hines	Highfill	Clark	La. Forsythe	Gartman
3/7	Valpariso	Larry	Ledbetter	Chance	Hancock	Jordan	Hines	Clark	La. Forsythe	Mershon	Loftin
3/10	Lipscomb	Larry	Ledbetter	Chance	Hancock	Highfill	Hines	Clark	La. Forsythe	Mershon	Cijntje
3/11	Lipscomb	Larry	Ledbetter	Chance	Hancock	Hines	Jordan	Clark	La. Forsythe	Mershon	Gartman
3/11	Lipscomb	Larry	Ledbetter	Chance	Hancock	Hines	Highfill	Clark	La. Forsythe	Mershon	Yntema
3/14	vs. Nicholls State (2)	Larry	Ledbetter	Chance	Hancock	Highfill	Hines	Clark	La. Forsythe	Mershon	Loftin
3/15	vs. Louisiana (2)	Larry	Ledbetter	Chance	Hancock	Highfill	Hines	Clark	Alford	La. Forsythe	Holcombe
3/17	at Kentucky*										
3/18	at Kentucky*										
3/19	at Kentucky*										
3/21	Arkansas State										
3/24	Vanderbilt*										
3/25	Vanderbilt*										
3/26	Vanderbilt*										
3/28	Samford										
3/30	South Carolina*										
3/31	South Carolina*										
4/1	South Carolina*										
4/4	Grambling										
4/6	at Alabama*										
4/7	at Alabama*										
4/8	at Alabama*										
4/11	at UAB										
4/14	Ole Miss*										
4/15	Ole Miss*										
4/16	Ole Miss*										
4/18	Southern										
4/21	at Auburn*										
4/22	at Auburn*										
4/23	at Auburn*										
4/25	vs. Ole Miss (1)										
4/27	at Tennessee*										
4/28	at Tennessee*										
4/29	at Tennessee*										
5/5	Arkansas*										
5/6	Arkansas*										
5/7	Arkansas*										
5/9	Memphis										
5/12	at LSU*										
5/13	at LSU*										
5/14	at LSU*										
5/16	North Alabama										
5/18	Texas A&M*										
5/19	Texas A&M*										
5/20	Texas A&M*										

\* - Southeastern Conference game | (1) - Trustmark Park; Pearl, Miss. | (2) - MGM Park; Biloxi, Miss. | (3) - Riders Field; Frisco, Texas





## 2023 GAME-BY-GAME STARTERS (POSITION)

DATE	OPPONENT	C	1B	2B	3B	SS	LF	CF	RF	DH	SP
2/17	VMI	Hancock	Hines	Larry	Alford	La. Forsythe	Ledbetter	Jordan	Clark	Chance	Smith
2/18	VMI	Hancock	Hines	Larry	Alford	La. Forsythe	Ledbetter	Jordan	Clark	Chance	Hunt
2/19	VMI	Highfill	Hancock	Larry	Alford	La. Forsythe	Ledbetter	Jordan	Clark	Chance	Gartman
2/21	ULM	Hancock	Hines	Larry	Alford	La. Forsythe	Ledbetter	Jordan	Clark	Chance	Loftin
2/22	ULM	Highfill	Hancock	Larry	Alford	La. Forsythe	Jordan	Ledbetter	Chance	Hines	Cijntje
2/24	Arizona State	Highfill	Hancock	Larry	Alford	La. Forsythe	Jordan	Ledbetter	Chance	Hines	Smith
2/25	Arizona State	Hancock	Hines	Larry	Alford	La. Forsythe	Jordan	Ledbetter	Clark	Chance	Yntema
2/26	Arizona State	Hancock	Hines	Larry	Alford	La. Forsythe	Jordan	Ledbetter	Clark	Chance	Gartman
2/28	vs. Southern Miss. (1)	Highfill	Hancock	Larry	Alford	La. Forsythe	Jordan	Ledbetter	Clark	Hines	Loftin
3/3	vs. Ohio State (3)	Hancock	Hines	Larry	Alford	La. Forsythe	Jordan	Ledbetter	Clark	Chance	Cijntje
3/4	vs. Oklahoma (3)	Highfill	Hancock	Larry	Alford	La. Forsythe	Chance	Ledbetter	Clark	Hines	Yntema
3/5	vs. California (3)	Highfill	Hancock	Larry	Alford	La. Forsythe	Chance	Ledbetter	Clark	Hines	Gartman
3/7	Valpariso	Hancock	Hines	Larry	Mershon	La. Forsythe	Chance	Ledbetter	Clark	Jordan	Loftin
3/10	Lipscomb	Highfill	Hancock	Larry	Mershon	La. Forsythe	Chance	Ledbetter	Clark	Hines	Cijntje
3/11	Lipscomb	Hancock	Hines	Larry	Mershon	La. Forsythe	Chance	Ledbetter	Clark	Jordan	Gartman
3/12	Lipscomb	Highfill	Hancock	Larry	Mershon	La. Forsythe	Chance	Ledbetter	Clark	Hines	Yntema
3/14	vs. Nicholls State (2)	Highfill	Hines	Larry	Mershon	La. Forsythe	Chance	Ledbetter	Clark	Hancock	Loftin
3/15	vs. Louisiana (2)	Highfill	Hancock	Larry	Alford	La. Forsythe	Chance	Ledbetter	Clark	Hines	Holcombe
3/17	at Kentucky*										
3/18	at Kentucky*										
3/19	at Kentucky*										
3/21	Arkansas State										
3/24	Vanderbilt*										
3/25	Vanderbilt*										
3/26	Vanderbilt*										
3/28	Samford										
3/30	South Carolina*										
3/31	South Carolina*										
4/1	South Carolina*										
4/4	Grambling										
4/6	at Alabama*										
4/7	at Alabama*										
4/8	at Alabama*										
4/11	at UAB										
4/14	Ole Miss*										
4/15	Ole Miss*										
4/16	Ole Miss*										
4/18	Southern										
4/21	at Auburn*										
4/22	at Auburn*										
4/23	at Auburn*										
4/25	vs. Ole Miss (1)										
4/27	at Tennessee*										
4/28	at Tennessee*										
4/29	at Tennessee*										
5/5	Arkansas*										
5/6	Arkansas*										
5/7	Arkansas*										
5/9	Memphis										
5/12	at LSU*										
5/13	at LSU*										
5/14	at LSU*										
5/16	North Alabama										
5/18	Texas A&M*										
5/19	Texas A&M*										
5/20	Texas A&M*										

\* - Southeastern Conference game | (1) - Trustmark Park; Pearl, Miss. | (2) - MGM Park; Biloxi, Miss. | (3) - Riders Field; Frisco, Texas

## 2023 TV/MEDIA ROSTER



**2 | KC Hunt**  
RHP | L/R | Sr./Jr.  
Wyckoff, N.J.



**3 | David Mershon**  
IF | S/R | Fr./Fr.  
Taylors, S.C.



**4 | Aaron Nixon**  
RHP | R/R | Jr./Jr.  
McAllen, Texas



**5 | Aaron Downs**  
IF/OF | R/R | So./So.  
Pella, Iowa



**6 | Logan Forsythe**  
RHP | R/R | Fr./Fr.  
D'Iberville, Miss.




**7 | Connor Hujsak**  
IF/OF | R/R | Jr./Jr.  
Richland, Miss.



**8 | Amani Larry**  
IF | R/R | Jr./Jr.  
Bossier City, La.



**9 | Pico Kohn**  
LHP | L/L | So./So.  
Verbena, Ala.



**10 | Colton Ledbetter**  
OF | L/R | Jr./Jr.  
Hoover, Ala.



**11 | Kellum Clark**  
OF | L/R | Jr./Jr.  
Brandon, Miss.



**12 | Evan Siary**  
RHP | R/R | Fr./Fr.  
Columbus, Miss.




**13 | Nate Chester**  
IF | R/R | So./So.  
Kansas City, Mo.



**14 | Will Gibbs**  
RHP | R/R | Fr./Fr.  
Flowood, Miss.



**15 | Cade Smith**  
RHP | L/R | Jr./Jr.  
Southaven, Miss.



**16 | Cole Cheatham**  
LHP | L/L | So./So.  
Ardmore, Ala.



**17 | Stone Simmons**  
RHP | R/R | Sr./Jr.  
Houston, Texas



**19 | Max Miller**  
LHP | L/L | Fr./Fr.  
Vanceville, Miss.




**20 | Luke Hancock**  
C/IF | L/R | Gr./Sr.  
Houston, Miss.



**21 | Colby Holcombe**  
RHP | R/R | So./So.  
Florence, Ala.



**22 | Ross Highfill**  
C | R/R | Fr./Fr.  
Madison, Miss.



**24 | Slate Alford**  
IF | R/R | So./So.  
Madison, Ala.



**25 | Nate Dohm**  
RHP | R/R | So./So.  
Zionsville, Ind.



**26 | Tyson Hardin**  
RHP | R/R | So./So.  
Dover, Fla.



**27 | Wil Hoyle**  
IF | S/R | Gr./Sr.  
Durham, N.C.



**28 | Bryce Hubbard**  
C | L/R | Fr./Fr.  
Norcross, Ga.



**29 | Nate Williams**  
RHP | R/R | So./So.  
Acworth, Ga.



**30 | Bradley Loftin**  
LHP | L/L | Fr./Fr.  
Southaven, Miss.



**32 | Parker Stinnett**  
RHP | R/R | Sr./Jr.  
Oxford, Miss.



**33 | Von Seibert**  
IF/OF | L/L | Sr./Jr.  
Daphne, Ala.



**36 | Landon Gartman**  
RHP | R/R | Sr./Jr.  
Bogue Chitto, Miss.



**37 | Hollis Porter**  
IF/OF | L/L | Fr./Fr.  
Hurley, Miss.



**38 | Bryce Chance**  
OF | R/R | So./Fr.  
Ridgeland, Miss.



**39 | Graham Yntema**  
LHP | L/L | So./So.  
Lilburn, Ga.



**40 | Ryan Williams**  
C | S/R | Fr./Fr.  
Cypress, Texas



**42 | Dakota Jordan**  
OF | R/R | Fr./Fr.  
Canton, Miss.



**43 | Lane Forsythe**  
IF | R/R | Jr./Jr.  
Humboldt, Tenn.



**44 | Hunter Hines**  
IF/OF | L/R | So./So.  
Madison, Miss.



**45 | Tyler Davis**  
LHP | L/L | Jr./Jr.  
Newport News, Va.



**48 | Brooks Auger**  
RHP | R/R | Jr./Jr.  
Farmerville, La.



**50 | Jurrangelo Cijntje**  
BHP | S/S | Fr./Fr.  
Pembroke Pines, Fla.



**55 | Brock Tapper**  
LHP | L/L | Fr./Fr.  
Nesbit, Miss.



## PITCHING STAFF PROFILES

# 2 KC HUNT

RHP | L/R | JR. | 6-3 | 200  
WYCKOFF, N.J. / RAMAPO HS

### QUICK HITS

#### SINGLE GAME CAREER HIGHS

Innings	3.0	vs. Long Beach State (2/19/22)
Strikeouts	5	vs. UAB (4/12/22)
Walks	6	vs. VMI (2/18/23)

#### SPECIALTY STATS

	2023	CAREER GAMES
5+ Strikeout Games	--	1
10+ Strikeout Games	--	--
2 or Fewer Hits Allowed	4	29
Longest Scoreless Innings Stretch	3.0**	7.2
Wins in a Row*	--	2

\*no decisions do not break a streak

\*\*designates as current

#### HUNT'S GAME-BY-GAME PITCHING STATS

DATE	OPP	GS	IP	H	R	ER	BB	SO	2B	3B	HR	WP	BK	HBP	W/L	SV	ERA
2/18	VMI	*	2.0	1	5	5	6	4	0	0	0	1	0	0	0/0	0	22.50
2/22	ULM		1.0	0	0	0	0	1	0	0	0	0	0	0	0/0	0	0.00
2/24	Arizona State		1.1	5	6	6	3	3	0	0	0	0	0	0	0/0	0	40.50
3/11	Lipscomb		1.0	0	0	0	0	2	0	0	0	0	0	0	0/0	0	0.00
3/14	vs. Nicholls		2.0	2	0	0	0	1	0	0	0	0	0	0	0/0	0	0.00
TOTALS			7.1	9	11	11	9	11	0	0	0	1	0	0	0/0	0	

#### CAREER PITCHING STATS

YEAR	ERA	W-L	APP	GS	CG	SHO	SV	IP	H	R	ER	BB	SO	BF	B/AVG	WP	HBP
2020	16.20	0-0	1	1	0	0	0	1.2	2	3	3	2	1	10	.400	2	1
2021	4.80	0-0	14	0	0	0	0	15.0	15	10	8	8	14	68	.268	8	2
2022	7.46	2-4	15	1	0	0	1	25.1	27	21	21	13	32	117	.265	3	1
2023	13.50	0-0	5	1	0	0	0	7.1	9	11	11	9	11	41	.281	1	0
TOTAL	7.84	2-4	35	3	0	0	1	49.1	53	45	43	32	58	236	.272	14	4

# 4 AARON NIXON

RHP | R/R | JR. | 6-0 | 210  
MCALLEN, TEXAS / MCALLEN HS / TEXAS

### QUICK HITS

- Made his Dawg debut on Feb. 19 against VMI.
- Named to the NCBWA Stopper of the Year Watch List

#### SINGLE GAME CAREER HIGHS

Innings	2.2	vs. Kansas State (4/16/22)*
Strikeouts	5	vs. Houston (3/6/21)*
Walks	3	vs. Kansas (5/21/22)*

\*Career-highs from Texas

#### SPECIALTY STATS

	2023	CAREER GAMES
5+ Strikeout Games	--	1
10+ Strikeout Games	--	--
2 or Fewer Hits Allowed	1	48
Longest Scoreless Innings Stretch	1.0**	13.0
Wins in a Row*	--	2

\*no decisions do not break a streak

\*\*designates as current

#### NIXON'S GAME-BY-GAME PITCHING STATS

DATE	OPP	GS	IP	H	R	ER	BB	SO	2B	3B	HR	WP	BK	HBP	W/L	SV	ERA
2/19	VMI		1.0	0	0	0	1	3	0	0	0	0	0	0	0/0	0	0.00
TOTALS			1.0	0	0	0	1	3	0	0	0	0	0	0	0/0	0	0.00

#### CAREER PITCHING STATS

YEAR	ERA	W-L	APP	GS	CG	SHO	SV	IP	H	R	ER	BB	SO	BF	B/AVG	WP	HBP
2021*	2.12	4-3	27	0	0	0	9	34.0	26	8	8	10	35	140	.211	2	4
2022*	5.04	1-3	26	0	0	0	5	30.1	24	18	17	25	38	145	.214	4	5
2023	0.00	0-0	1	0	0	0	0	1.0	0	0	0	1	3	4	.000	0	0
TOTAL	3.50	5-6	0	0	0	0	14	64.1	50	26	25	35	73	285	.213	6	9

\*Statistics from Texas





## PITCHING STAFF PROFILES

# 6 LOGAN FORSYTHE

**RHP** | R/R | FR. | 6-0 | 190  
D'IBERVILLE, MISS. / D'IBERVILLE, MISS.

### QUICK HITS

- Made his collegiate debut on Feb. 17 against VMI

### SINGLE GAME CAREER HIGHS

Innings	1.0	vs. VMI (2/17/23)
Strikeouts	2	vs. VMI (2/17/23)
Walks	2	vs. ULM (2/22/23)

### SPECIALTY STATS

	2023	CAREER GAMES
5+ Strikeout Games	--	--
10+ Strikeout Games	--	--
2 or Fewer Hits Allowed	2	2
Longest Scoreless Innings Stretch	1.0	1.0
Wins in a Row*	--	--

\*no decisions do not break a streak

\*\*designates as current

### FORSYTHE'S GAME-BY-GAME PITCHING STATS

DATE	OPP	GS	IP	H	R	ER	BB	SO	2B	3B	HR	WP	BK	HBP	W/L	SV	ERA
2/17	VMI		1.0	1	0	0	0	2	0	0	0	1	0	0	0/0	0	0.00
2/22	ULM		0.2	2	3	2	2	1	0	0	0	0	0	1	0/0	0	27.00
<b>TOTALS</b>			<b>1.2</b>	<b>3</b>	<b>3</b>	<b>2</b>	<b>3</b>	<b>3</b>	<b>0</b>	<b>0</b>	<b>0</b>	<b>1</b>	<b>0</b>	<b>1</b>	<b>0/0</b>	<b>0</b>	<b>10.80</b>

### CAREER PITCHING STATS

YEAR	ERA	W-L	APP	GS	CG	SHO	SV	IP	H	R	ER	BB	SO	BF	B/AVG	WP	HBP
2023	10.80	0-0	2	0	0	0	0	1.2	3	3	2	2	3	12	.375	1	1
<b>TOTAL</b>	<b>10.80</b>	<b>0-0</b>	<b>2</b>	<b>0</b>	<b>0</b>	<b>0</b>	<b>0</b>	<b>1.2</b>	<b>3</b>	<b>3</b>	<b>2</b>	<b>2</b>	<b>3</b>	<b>12</b>	<b>.375</b>	<b>1</b>	<b>1</b>

# 9 PICO KOHN

**LHP** | L/L | SO. | 6-4 | 200  
VERBENA, ALA. / CHILTON COUNTY HS

### QUICK HITS

### SINGLE GAME CAREER HIGHS

Innings	3.0	vs. Southern (3/23/2022)
Strikeouts	4	vs. Auburn (4/16/22)
Walks	4	vs. Tennessee (5/21/22)

### SPECIALTY STATS

	2023	CAREER GAMES
5+ Strikeout Games	--	--
10+ Strikeout Games	--	--
2 or Fewer Hits Allowed	--	16
Longest Scoreless Innings Stretch	--	5
Wins in a Row*	--	1

\*no decisions do not break a streak

\*\*designates as current

### KOHN'S GAME-BY-GAME PITCHING STATS

DATE	OPP	GS	IP	H	R	ER	BB	SO	2B	3B	HR	WP	BK	HBP	W/L	SV	ERA
<b>TOTALS</b>																	

### CAREER PITCHING STATS

YEAR	ERA	W-L	APP	GS	CG	SHO	SV	IP	H	R	ER	BB	SO	BF	B/AVG	WP	HBP
2022	4.91	2-2	21	2	0	0/0	0	36.2	35	24	20	18	35	165	.255	4	4
2023	0.00	0-0	0	0	0	0/0	0	0.0	0	0	0	0	0	0	.000	0	0
<b>TOTAL</b>	<b>4.91</b>	<b>2-2</b>	<b>21</b>	<b>2</b>	<b>0</b>	<b>0</b>	<b>0</b>	<b>36.2</b>	<b>35</b>	<b>24</b>	<b>20</b>	<b>18</b>	<b>35</b>	<b>165</b>	<b>.255</b>	<b>4</b>	<b>4</b>



## PITCHING STAFF PROFILES

# 12 EVAN SIARY

RHP | R/R | FR. | 6-1 | 190  
COLUMBUS, MISS. / STARKVILLE ACADEMY

### QUICK HITS

- Made his collegiate debut against ULM on Feb. 21.

### SINGLE GAME CAREER HIGHS

Innings	3.1	vs. Arizona State (2/25/23)
Strikeouts	5	vs. ULM (2/21/23)
Walks	3	vs. Ohio State (3/3/23)

### SPECIALTY STATS

	2023	CAREER GAMES
5+ Strikeouts	1	1
10+ Strikeouts	--	--
2 or Fewer Hits Allowed	4	4
Longest Scoreless Innings Stretch	6.1	6.1
Wins in a Row*	--	--

\*no decisions do not break a streak

\*\*designates as current

### SIARY'S GAME-BY-GAME PITCHING STATS

DATE	OPP	GS	IP	H	R	ER	BB	SO	2B	3B	HR	WP	BK	HBP	W/L	SV	ERA
2/21	ULM	3.0	2	3	1	0	5	1	0	0	1	0	0	0	0/0	0	3.00
2/25	Arizona State	3.1	2	0	0	2	3	0	0	0	0	0	0	0	0/0	0	0.00
3/3	vs. Ohio State	1.2	2	4	4	3	4	2	0	0	0	0	0	0	0/1	0	21.60
3/10	Lipscomb	3.0	3	1	0	0	3	0	0	0	0	0	1	0	0/0	1	0.00
3/14	vs. Nicholls	1.0	2	2	2	0	1	0	0	1	0	0	0	0	0/0	0	18.00
TOTALS		12.0	11	10	7	5	16	3	0	1	1	0	1	0	0/1	1	5.25

### CAREER PITCHING STATS

YEAR	ERA	W-L	APP	GS	CG	SHO	SV	IP	H	R	ER	BB	SO	BF	B/AVG	WP	HBP
2023	5.25	0-1	5	0	0	0	1	12.0	11	10	7	5	16	53	.239	1	1
TOTAL	5.25	0-1	5	0	0	0	1	12.0	11	10	7	5	16	53	.239	1	1

# 14 WILL GIBBS

RHP | R/R | FR. | 6-3 | 180  
FLOWOOD, MISS. / JACKSON PREP

### QUICK HITS

- Made his collegiate debut on Feb. 22 against ULM.

### SINGLE GAME CAREER HIGHS

Innings	1.1	vs. ULM (2/22/23)
Strikeouts	4	vs. ULM (2/22/23)
Walks	2	vs. Arizona State (2/26/23)

### SPECIALTY STATS

	2023	CAREER GAMES
5+ Strikeouts	--	--
10+ Strikeouts	--	--
2 or Fewer Hits Allowed	3	3
Longest Scoreless Innings Stretch	3.0**	3.0
Wins in a Row*	--	--

\*no decisions do not break a streak

\*\*designates as current

### GIBBS' GAME-BY-GAME PITCHING STATS

DATE	OPP	GS	IP	H	R	ER	BB	SO	2B	3B	HR	WP	BK	HBP	W/L	SV	ERA
2/22	ULM	1.1	1	0	0	1	4	0	0	0	0	0	0	0	0/0	0	0.00
2/26	Arizona State	1.0	1	0	0	1	2	0	0	0	0	0	0	0	0/0	0	0.00
3/11	Lipscomb	0.2	1	0	0	2	1	1	0	0	0	0	0	0	0/0	0	0.00
TOTALS		3.0	3	0	0	4	7	1	0	0	0	0	0	0	0/0	0	0.00

### CAREER PITCHING STATS

YEAR	ERA	W-L	APP	GS	CG	SHO	SV	IP	H	R	ER	BB	SO	BF	B/AVG	WP	HBP
2023	0.00	0-0	3	0	0	0	0	3.0	3	0	0	4	7	16	.250	0	0
TOTAL	0.00	0-0	3	0	0	0	0	3.0	3	0	0	4	7	16	.250	0	0



## PITCHING STAFF PROFILES

# 15 CADE SMITH

**RHP** | L/R | JR. | 6-1 | 190  
SOUTHAVEN, MISS. / DESOTO CENTRAL HS

### QUICK HITS

#### SINGLE GAME CAREER HIGHS

Innings	7.0	vs. Florida (5/8/22)
Strikeouts	7	vs. Florida (5/8/22)
Walks	5	vs. LSU (4/10/22)

#### SPECIALTY STATS

	2023	CAREER GAMES
5+ Strikeouts	1	11
10+ Strikeouts	--	--
2 or Fewer Hits Allowed	1	14
Longest Scoreless Innings Stretch	4.0	8.1
Wins in a Row*	1	4

\*no decisions do not break a streak

\*\*designates as current

#### SMITH'S GAME-BY-GAME PITCHING STATS

DATE	OPP	GS	IP	H	R	ER	BB	SO	2B	3B	HR	WP	BK	HBP	W/L	SV	ERA
2/17	VMI	*	4.0	2	0	0	2	5	1	0	0	0	0	1	1/0	0	0.00
2/24	Arizona State	*	3.0	3	7	7	6	2	0	0	2	0	0	1	0/1	0	21.00
<b>TOTALS</b>			<b>7.0</b>	<b>5</b>	<b>7</b>	<b>7</b>	<b>8</b>	<b>7</b>	<b>1</b>	<b>0</b>	<b>2</b>	<b>0</b>	<b>0</b>	<b>2</b>	<b>1/1</b>	<b>0</b>	<b>9.00</b>

#### CAREER PITCHING STATS

YEAR	ERA	W-L	APP	GS	CG	SHO	SV	IP	H	R	ER	BB	SO	BF	B/AVG	WP	HBP
2021	2.40	3-0	10	1	0	0	0	15.0	6	5	4	10	20	63	.115	0	1
2022	3.86	4-4	14	14	0	0	0	72.1	61	37	31	36	66	321	.221	6	5
2023	9.00	1-1	2	2	0	0	0	7.0	5	7	7	8	7	36	.208	0	2
<b>TOTAL</b>		<b>4.01</b>	<b>8-5</b>	<b>26</b>	<b>17</b>	<b>0</b>	<b>0</b>	<b>94.1</b>	<b>72</b>	<b>49</b>	<b>42</b>	<b>54</b>	<b>93</b>	<b>420</b>	<b>.205</b>	<b>6</b>	<b>8</b>

# 16 COLE CHEATHAM

**LHP** | L/L | SO. | 6-3 | 185  
ARDMORE ALA. / ARDMORE HS

### QUICK HITS

#### SINGLE GAME CAREER HIGHS

Innings	3.0	vs. Samford (5/10/22)
Strikeouts	4	vs. Tennessee (5/19/22)
Walks	4	vs. Arkansas (4/1/22)

#### SPECIALTY STATS

	2023	CAREER GAMES
5+ Strikeouts	--	--
10+ Strikeouts	--	--
2 or Fewer Hits Allowed	1	8
Longest Scoreless Innings Stretch	1.0**	8
Wins in a Row*	--	--

\*no decisions do not break a streak

\*\*designates as current

#### CHEATHAM'S GAME-BY-GAME PITCHING STATS

DATE	OPP	GS	IP	H	R	ER	BB	SO	2B	3B	HR	WP	BK	HBP	W/L	SV	ERA
2/24	Arizona State		1.0	0	0	0	1	2	0	0	0	1	0	0	0/0	0	0.00
<b>TOTALS</b>			<b>1.0</b>	<b>0</b>	<b>0</b>	<b>0</b>	<b>1</b>	<b>2</b>	<b>0</b>	<b>0</b>	<b>0</b>	<b>1</b>	<b>0</b>	<b>0</b>	<b>0/0</b>	<b>0</b>	<b>0.00</b>

#### CAREER PITCHING STATS

YEAR	ERA	W-L	APP	GS	CG	SHO	SV	IP	H	R	ER	BB	SO	BF	B/AVG	WP	HBP
2022	9.24	0-0	10	1	0	0	0	12.2	17	13	13	12	18	70	.304	2	2
2023	0.00	0-0	1	0	0	0	0	1.0	0	0	0	1	2	0	.000	1	0
<b>TOTAL</b>		<b>8.56</b>	<b>0-0</b>	<b>11</b>	<b>1</b>	<b>0</b>	<b>0</b>	<b>13.2</b>	<b>17</b>	<b>13</b>	<b>13</b>	<b>13</b>	<b>20</b>	<b>70</b>	<b>.288</b>	<b>3</b>	<b>2</b>



## PITCHING STAFF PROFILES

# 17 STONE SIMMONS

RHP | R/R | JR. | 6-4 | 235  
HOUSTON, TEXAS / THE KINKAID SCHOOL / FURMAN

### QUICK HITS

#### SINGLE GAME CAREER HIGHS

Innings	7.0	vs. Fordham (2/28/20)*
Strikeouts	8	vs. Fordham (2/28/20)*
Walks	3	vs. Campbell (3/6/20)*

\*Career-highs from Furman

#### SPECIALTY STATS

	2023	CAREER GAMES
5+ Strikeouts	--	2
10+ Strikeouts	--	--
2 or Fewer Hits Allowed	--	17
Longest Scoreless Innings Stretch	--	5.2
Wins in a Row*	--	1

\*no decisions do not break a streak

\*\*designates as current

#### SIMMONS' GAME-BY-GAME PITCHING STATS

DATE	OPP	GS	IP	H	R	ER	BB	SO	2B	3B	HR	WP	BK	HBP	W/L	SV	ERA
------	-----	----	----	---	---	----	----	----	----	----	----	----	----	-----	-----	----	-----

#### TOTALS

#### CAREER PITCHING STATS

YEAR	ERA	W-L	APP	GS	CG	SHO	SV	IP	H	R	ER	BB	SO	BF	B/AVG	WP	HBP
2020	2.91	0-3	4	4	0	0	0	21.2	23	11	7	6	17	96	.271	3	2
2021	4.81	1-1	19	0	0	0	2	24.1	22	15	13	8	29	104	.234	2	1
2022	0.00	0-0	3	0	0	0	0	4.1	0	0	0	0	6	13	.000	0	0
2023	0.00	0-0	0	0	0	0	0	0.0	0	0	0	0	0	0	.000	0	0
TOTAL	3.91	1-4	26	4	0	0	2	46.0	45	26	20	14	46	213	.230	5	3

\* Statistics from Furman

# 19 MAX MILLER

LHP | L/L | FR. | 6-1 | 205  
VANCELEAVE, MISS. / VANCELEAVE HS

### QUICK HITS

#### SINGLE GAME CAREER HIGHS

Innings	--	--
Strikeouts	--	--
Walks	--	--

#### SPECIALTY STATS

	2023	CAREER GAMES
5+ Strikeouts	--	--
10+ Strikeouts	--	--
2 or Fewer Hits Allowed	--	--
Longest Scoreless Innings Stretch	--	--
Wins in a Row*	--	--

\*no decisions do not break a streak

\*\*designates as current

#### MILLER'S GAME-BY-GAME PITCHING STATS

DATE	OPP	GS	IP	H	R	ER	BB	SO	2B	3B	HR	WP	BK	HBP	W/L	SV	ERA
------	-----	----	----	---	---	----	----	----	----	----	----	----	----	-----	-----	----	-----

#### TOTALS

#### CAREER PITCHING STATS

YEAR	ERA	W-L	APP	GS	CG	SHO	SV	IP	H	R	ER	BB	SO	BF	B/AVG	WP	HBP
2023	0.00	0-0	0	0	0	0/0	0	0.0	0	0	0	0	0	0	.000	0	0
TOTAL	0.00	0-0	0	0	0	0/0	0	0.0	0	0	0	0	0	0	.000	0	0





## PITCHING STAFF PROFILES

# 21 COLBY HOLCOMBE

RHP | R/R | SO. | 6-6 | 250  
FLORENCE, ALA. / CENTRAL HS / NE MISSISSIPPI CC

### QUICK HITS

- Tallied five strikeouts against Ohio State, a season-high
- Earned first start of the season and first win against Louisiana

### SINGLE GAME CAREER HIGHS

Innings	4.0	vs. Louisiana (3/15/23)
Strikeouts	5	vs. Louisiana (3/15/23)
Walks	3	vs. Ohio State (3/3/23)

### SPECIALTY STATS

	2023	CAREER GAMES
5+ Strikeouts	2	2
10+ Strikeouts	--	--
2 or Fewer Hits Allowed	6	6
Longest Scoreless Innings Stretch	3.1	3.1
Wins in a Row*	1	1

\*no decisions do not break a streak

\*\*designates as current

### HOLCOMBE'S GAME-BY-GAME PITCHING STATS

DATE	OPP	GS	IP	H	R	ER	BB	SO	2B	3B	HR	WP	BK	HBP	W/L	SV	ERA
2/18	VMI	0.1	0	3	3	3	1	0	0	0	0	0	0	0	0/0	0	81.00
2/22	ULM	1.0	0	0	0	1	1	0	0	0	0	0	0	0	0/0	0	0.00
2/26	Arizona State	1.0	2	1	1	0	1	0	0	1	0	0	0	0	0/0	0	9.00
3/3	vs. Ohio State	2.1	1	3	0	3	5	0	0	0	0	0	0	0	0/0	0	0.00
3/7	Valparaiso	1.0	0	0	0	0	2	0	0	0	0	0	0	0	0/0	0	0.00
3/11	Lipscomb	0.1	0	1	0	1	0	0	0	0	0	0	0	0	0/0	0	0.00
3/15	vs. Louisiana	*	4.0	3	1	1	1	5	0	0	0	0	0	0	1/0	0	2.25
TOTALS		10.0	6	9	5	9	15	0	0	1	00	0	0	0	1/0	0	4.50

### CAREER PITCHING STATS

YEAR	ERA	W-L	APP	GS	CG	SHO	SV	IP	H	R	ER	BB	SO	BF	B/AVG	WP	HBP
2023	4.50	1-0	7	1	0	0	0	10.0	6	9	5	9	15	45	.167	0	0
TOTAL	4.50	1-0	7	1	0	0	0	10.0	6	9	5	9	15	45	.167	0	0

# 25 NATE DOHM

RHP | R/R | SO. | 6-4 | 210  
ZIONSVILLE, IND. / ZIONSVILLE HS / BALL STATE

### QUICK HITS

- 2023 Frisco Classic All-Tournament selection
- Named to the NCBWA Stopper of the Year Watch List
- Earned his second save of the season against Louisiana
- Has three or more strikeouts in his last four appearances

### SINGLE GAME CAREER HIGHS

Innings	7.0	vs. Miami (5/21/22)*
Strikeouts	13	vs. Miami (5/21/22)*
Walks	4	vs. Central Michigan (5/28/22)*

\*Career-highs from Ball State

### SPECIALTY STATS

	2023	CAREER GAMES
5+ Strikeouts	1	4
10+ Strikeouts	--	1
2 or Fewer Hits Allowed	6	16
Longest Scoreless Innings Stretch	7.2	7.2
Wins in a Row*	3**	3

\*no decisions do not break a streak

### DOHM'S GAME-BY-GAME PITCHING STATS

DATE	OPP	GS	IP	H	R	ER	BB	SO	2B	3B	HR	WP	BK	HBP	W/L	SV	ERA
2/17	VMI	1.2	0	0	0	1	0	0	0	0	0	0	0	0	0/0	0	0.00
2/18	VMI	2.2	3	2	0	0	1	1	0	0	0	0	0	0	0/1	0	0.00
2/25	Arizona State	0.2	0	0	0	0	1	0	0	0	0	0	0	0	0/0	1	0.00
2/28	vs. Southern Miss	2.1	1	1	0	1	4	1	0	0	0	0	0	0	1/0	0	0.00
3/5	vs. California	5.0	1	0	0	1	6	0	0	0	0	0	0	1	1/0	0	0.00
3/11	Lipscomb	3.0	2	1	1	1	3	1	0	0	0	0	0	0	1/0	0	3.00
3/15	vs. Louisiana	1.1	1	0	0	0	3	1	0	0	0	0	0	0	0/0	1	0.00
TOTALS		16.2	8	4	1	4	18	4	0	0	0	0	0	1	3/1	2	0.54

### CAREER PITCHING STATS

YEAR	ERA	W-L	APP	GS	CG	SHO	SV	IP	H	R	ER	BB	SO	BF	B/AVG	WP	HBP
2022*	5.71	4-3	15	3	1	0	2	41.0	32	29	26	26	56	182	.218	7	5
2023	0.54	3-1	7	0	0	0	2	16.2	8	4	1	4	18	63	.143	0	1
TOTAL	4.21	7-4	22	3	1	0	4	57.2	40	33	27	30	74	245	.197	7	6

\*Statistics from Ball State



## PITCHING STAFF PROFILES

# 26 TYSON HARDIN

**RHP** | R/R | SO. | 6-2 | 185  
DOVER, FLA. / STRAWBERRY CREST HS / DAYTON STATE COLLEGE

### QUICK HITS

#### SINGLE GAME CAREER HIGHS

Innings	2.0	vs. Southern Miss (2/28/23)
Strikeouts	2	vs. Southern Miss (2/28/23)
Walks	2	vs. Southern Miss (2/28/23)

#### SPECIALTY STATS

	2023	CAREER GAMES
5+ Strikeouts	--	--
10+ Strikeouts	--	--
2 or Fewer Hits Allowed	3	3
Longest Scoreless Innings Stretch	2.0	2.0
Wins in a Row*	--	--

\*no decisions do not break a streak

\*\*designates as current

#### HARDIN'S GAME-BY-GAME PITCHING STATS

DATE	OPP	GS	IP	H	R	ER	BB	SO	2B	3B	HR	WP	BK	HBP	W/L	SV	ERA
2/17	VMI	1.0	0	0	0	0	0	1	0	0	0	0	0	0	0/0	0	0.00
2/19	VMI	1.0	1	0	0	0	1	0	0	0	0	0	0	0	0/0	0	0.00
2/21	ULM	0.1	4	3	3	1	1	0	0	1	0	0	0	0	0/0	0	81.00
2/28	vs. Southern Miss	2.0	0	0	0	2	2	0	0	0	0	0	0	0	0/0	0	0.00
3/4	Oklahoma	1.1	7	4	4	1	1	1	1	1	0	0	0	0	0/0	0	27.00
3/15	vs. Louisiana	1.2	4	1	1	0	2	0	0	0	0	0	0	0	0/0	0	5.40
TOTALS		7.1	16	8	8	4	8	1	1	2	0	0	0	0	0/0	0	9.82

#### CAREER PITCHING STATS

YEAR	ERA	W-L	APP	GS	CG	SHO	SV	IP	H	R	ER	BB	SO	BF	B/AVG	WP	HBP
2023	9.82	0-0	6	0	0	0	0	7.1	16	8	8	4	8	42	.432	0	0
TOTAL	9.82	0-0	6	0	0	0	0	7.1	16	8	8	4	8	42	.432	0	0

# 29 NATE WILLIAMS

**RHP** | R/R | SO. | 6-3 | 230  
ACWORTH, GA. / NORTH COBB HS / FLORENCE DARLINGTON CC

### QUICK HITS

#### SINGLE GAME CAREER HIGHS

Innings	--	--
Strikeouts	--	--
Walks	--	--

#### SPECIALTY STATS

	2023	CAREER GAMES
5+ Strikeouts	--	--
10+ Strikeouts	--	--
2 or Fewer Hits Allowed	--	--
Longest Scoreless Innings Stretch	--	--
Wins in a Row*	--	--

\*no decisions do not break a streak

\*\*designates as current

#### WILLIAMS' GAME-BY-GAME PITCHING STATS

DATE	OPP	GS	IP	H	R	ER	BB	SO	2B	3B	HR	WP	BK	HBP	W/L	SV	ERA
TOTALS																	

#### CAREER PITCHING STATS

YEAR	ERA	W-L	APP	GS	CG	SHO	SV	IP	H	R	ER	BB	SO	BF	B/AVG	WP	HBP
2023	0.00	0-0	0	0	0	0/0	0	0.0	0	0	0	0	0	0	.000	0	0
TOTAL	0.00	0-0	0	0	0	0/0	0	0.0	0	0	0	0	0	0	.000	0	0

## PITCHING STAFF PROFILES

# 30 BRADLEY LOFTIN

**LHP** | L/L | FR. | 6-3 | 197  
SOUTHAVEN, MISS. / DESOTO CENTRAL HS

### QUICK HITS

- Tallied career-highs in IP, and Ks against Valparaiso (March 7).

### SINGLE GAME CAREER HIGHS

Innings	6.0	vs. Valparaiso (3/3/23)
Strikeouts	11	vs. Valparaiso (3/3/23)
Walks	6	vs. Nicholls (3/14/23)

### SPECIALTY STATS

	2023	CAREER GAMES
5+ Strikeouts	4	4
10+ Strikeouts	1	1
2 or Fewer Hits Allowed	5	5
Longest Scoreless Innings Stretch	5.1	5.1
Wins in a Row*	1**	1

\*no decisions do not break a streak

\*\*designates as current

### LOFTIN'S GAME-BY-GAME PITCHING STATS

DATE	OPP	GS	IP	H	R	ER	BB	SO	2B	3B	HR	WP	BK	HBP	W/L	SV	ERA
2/19	VMI		1.0	0	0	0	1	0	0	0	0	0	0	0	0/0	0	0.00
2/21	ULM	*	4.0	2	1	0	4	8	0	0	0	0	0	1	0/1	0	0.00
2/28	vs. Southern Miss	*	4.0	2	4	3	6	5	1	0	0	0	0	1	0/0	0	6.75
3/7	Valparaiso	*	6.0	2	2	2	5	11	0	0	0	2	0	0	1/0	0	3.00
3/14	vs. Nicholls	*	4.0	3	2	1	6	6	0	0	1	0	0	0	0/0	0	2.25
<b>TOTALS</b>			<b>19.0</b>	<b>9</b>	<b>9</b>	<b>6</b>	<b>22</b>	<b>30</b>	<b>1</b>	<b>0</b>	<b>1</b>	<b>2</b>	<b>0</b>	<b>2</b>	<b>1/1</b>	<b>0</b>	<b>2.84</b>

### CAREER PITCHING STATS

YEAR	ERA	W-L	APP	GS	CG	SHO	SV	IP	H	R	ER	BB	SO	BF	B/AVG	WP	HBP
2023	2.84	1-1	5	4	0	0	0	19.0	9	9	6	22	30	89	.143	2	2
<b>TOTAL</b>	<b>2.84</b>	<b>1-1</b>	<b>5</b>	<b>4</b>	<b>0</b>	<b>0</b>	<b>0</b>	<b>19.0</b>	<b>9</b>	<b>9</b>	<b>6</b>	<b>22</b>	<b>30</b>	<b>89</b>	<b>.143</b>	<b>2</b>	<b>2</b>

# 32 PARKER STINNETT

**RHP** | R/R | JR. | 6-2 | 190  
OXFORD, MISS. / OXFORD HS / NW MISSISSIPPI CC

### QUICK HITS

### SINGLE GAME CAREER HIGHS

Innings	6.0	vs. Princeton (3/13/22)
Strikeouts	12	vs. Princeton (3/13/22)
Walks	8	vs. Georgia (3/19/22)

### SPECIALTY STATS

	2023	CAREER GAMES
5+ Strikeouts	--	4
10+ Strikeouts	--	2
2 or Fewer Hits Allowed	1	26
Longest Scoreless Innings Stretch	--	8.2
Wins in a Row*	--	3

\*no decisions do not break a streak

\*\*designates as current

### STINNETT'S GAME-BY-GAME PITCHING STATS

DATE	OPP	GS	IP	H	R	ER	BB	SO	2B	3B	HR	WP	BK	HBP	W/L	SV	ERA
2/18	VMI		1.2	2	2	1	0	2	0	0	0	0	0	1	0/0	0	5.40
<b>TOTALS</b>			<b>1.2</b>	<b>2</b>	<b>2</b>	<b>1</b>	<b>0</b>	<b>2</b>	<b>0</b>	<b>0</b>	<b>0</b>	<b>0</b>	<b>0</b>	<b>1</b>	<b>0/0</b>	<b>0</b>	<b>5.40</b>

### CAREER PITCHING STATS

YEAR	ERA	W-L	APP	GS	CG	SHO	SV	IP	H	R	ER	BB	SO	BF	B/AVG	WP	HBP
2021	2.41	1-0	17	1	0	0	1	18.2	8	5	5	16	31	84	.125	7	4
2022	6.12	4-1	12	6	0	0	0	32.1	27	23	22	26	49	150	.229	7	3
2023	5.40	0-0	1	0	0	0	0	1.2	2	2	1	0	2	8	.400	0	1
<b>TOTAL</b>	<b>4.78</b>	<b>5-1</b>	<b>30</b>	<b>7</b>	<b>0</b>	<b>0</b>	<b>1</b>	<b>52.2</b>	<b>37</b>	<b>30</b>	<b>28</b>	<b>42</b>	<b>82</b>	<b>242</b>	<b>.198</b>	<b>14</b>	<b>8</b>



## PITCHING STAFF PROFILES

# 36 LANDON GARTMAN

**RHP** | R/R | JR. | 6-0 | 215  
BOGUE CHITTO, MISS. / ENTERPRISE HS / MEMPHIS

### QUICK HITS

- 2023 Preseason SEC Pitcher of the Year Watchlist

### SINGLE GAME CAREER HIGHS

Innings	8.0	vs. East Carolina (5/6/22)*
Strikeouts	10	vs. Tulane (5/19/22)*
Walks	4	vs. California (3/5/23)

\*Career-highs from Memphis

### SPECIALTY STATS

	2023	CAREER GAMES
5+ Strikeouts	3	15
10+ Strikeouts	--	2
2 or Fewer Hits Allowed	--	6
Longest Scoreless Innings Stretch	3.2	14.1
Wins in a Row*	1**	5

\*no decisions do not break a streak

\*\*designates as current

### GARTMAN'S GAME-BY-GAME PITCHING STATS

DATE	OPP	GS	IP	H	R	ER	BB	SO	2B	3B	HR	WP	BK	HBP	W/L	SV	ERA
2/19	VMI	*	5.0	6	3	3	1	8	2	0	0	2	1	0	0/0	0	5.40
2/26	Arizona State	*	5.0	4	2	2	3	7	0	0	1	0	0	0	1/0	0	3.60
3/5	vs. California	*	4.0	3	4	4	4	4	1	0	2	2	0	1	0/0	0	9.00
3/11	Lipscomb	*	6.0	3	2	2	2	6	0	0	0	0	0	0	0/0	0	3.00
TOTALS			20.0	16	11	11	10	25	3	0	3	4	1	1	1/0	0	4.95

### CAREER PITCHING STATS

YEAR	ERA	W-L	APP	GS	CG	SHO	SV	IP	H	R	ER	BB	SO	BF	B/AVG	WP	HBP
2022*	3.56	7-2	15	13	0	0	1	86.0	54	35	34	29	94	343	.175	5	3
2023	4.95	1-0	4	4	0	0	0	20.0	16	11	11	10	25	89	.211	4	1
TOTAL	3.82	8-2	19	17	0	0	1	106.0	70	46	45	39	119	432	.182	9	4

\*Statistics from Memphis

# 39 GRAHAM YNTEMA

**LHP** | L/L | SO. | 6-3 | 200  
LILBURN, GA. / PARKVIEW HS / LAWSON STATE CC

### QUICK HITS

- Earned first start of the season against Arizona State (Feb. 25).

### SINGLE GAME CAREER HIGHS

Innings	5.0	vs. Arizona State (2/25/23)
Strikeouts	6	vs. Arizona State (2/25/23)
Walks	5	vs. Oklahoma (3/4/23)

### SPECIALTY STATS

	2023	CAREER GAMES
5+ Strikeouts	2	2
10+ Strikeouts	--	--
2 or Fewer Hits Allowed	1	1
Longest Scoreless Innings Stretch	4.2**	4.2
Wins in a Row*	1	1

\*no decisions do not break a streak

\*\*designates as current

### YNTEMA'S GAME-BY-GAME PITCHING STATS

DATE	OPP	GS	IP	H	R	ER	BB	SO	2B	3B	HR	WP	BK	HBP	W/L	SV	ERA
2/17	VMI		1.1	5	2	1	1	3	1	0	0	0	1	0	0/0	0	6.75
2/22	ULM		1.0	1	0	0	0	1	0	0	0	0	0	0	0/0	0	0.00
2/25	Arizona State	*	5.0	3	1	1	0	6	0	0	0	1	0	2	1/0	0	1.80
3/4	vs. Oklahoma	*	2.2	5	7	7	5	3	0	0	1	0	0	0	0/1	0	23.62
3/11	Lipscomb	*	5.1	3	3	1	3	5	0	0	0	0	0	0	0/0	0	1.69
TOTALS			15.1	17	13	10	9	18	1	0	1	1	1	2	1/1	0	5.87

### CAREER PITCHING STATS

YEAR	ERA	W-L	APP	GS	CG	SHO	SV	IP	H	R	ER	BB	SO	BF	B/AVG	WP	HBP
2023	5.87	1-1	5	3	0	0	0	15.1	17	13	10	9	18	72	.279	1	2
TOTAL	5.87	1-1	5	3	0	0	0	15.1	17	13	10	9	18	72	.279	1	2





## PITCHING STAFF PROFILES

# 45 TYLER DAVIS

**LHP** | L/L | JR. | 6-2 | 210  
NEWPORT NEWS, VA. / MENCHVILLE HS / VCU

### QUICK HITS

#### SINGLE GAME CAREER HIGHS

Innings	6.0	vs. George Mason (4/2/22)*
Strikeouts	7	vs. Dayton (4/29/22)*
Walks	4	vs. Davidson (5/27/22)*

\*Career-highs from VCU

#### SPECIALTY STATS

	2023	CAREER GAMES
5+ Strikeouts	--	10
10+ Strikeouts	--	--
2 or Fewer Hits Allowed	5	13
Longest Scoreless Innings Stretch	3.2**	14
Wins in a Row*	1**	4

\*no decisions do not break a streak

\*\*designates as current

#### DAVIS' GAME-BY-GAME PITCHING STATS

DATE	OPP	GS	IP	H	R	ER	BB	SO	2B	3B	HR	WP	BK	HBP	W/L	SV	ERA
2/18	VMI	2.1	1	2	2	3	4	0	0	1	0	0	0	0	0/0	0	7.71
2/21	ULM	0.2	4	4	4	0	0	1	0	1	0	0	1	0/0	0	54.00	
2/26	Arizona State	2.0	1	0	0	1	2	0	0	0	0	0	0	0	0/0	0	0.00
2/28	vs. Southern Miss	0.2	2	4	3	2	1	2	0	0	0	0	0	0	0/0	0	40.50
3/4	vs. Oklahoma	5.0	6	4	2	1	3	2	0	0	1	0	1	0/0	0	3.60	
3/11	Lipscomb	1.1	1	0	0	2	1	1	0	0	0	0	0	0	1/0	0	0.00
3/15	vs. Louisiana	2.0	2	0	0	2	2	0	0	0	0	0	0	0	0/0	0	0.00
TOTALS		14.0	17	14	11	11	13	6	0	2	1	0	2	1/0	0	7.07	

#### CAREER PITCHING STATS

YEAR	ERA	W-L	APP	GS	CG	SHO	SV	IP	H	R	ER	BB	SO	BF	B/AVG	WP	HBP
2021*	4.86	9-2	21	0	0	0	5	53.2	55	35	29	27	53	246	.267	1	6
2022*	3.60	5-3	17	15	0	0	0	60.0	47	26	24	21	63	255	.210	2	6
2023	7.07	1-0	7	0	0	0	0	14.0	17	14	11	11	13	74	.288	1	2
<b>TOTAL</b>	<b>4.51</b>	<b>15-5</b>	<b>45</b>	<b>15</b>	<b>0</b>	<b>0</b>	<b>5</b>	<b>127.2</b>	<b>119</b>	<b>75</b>	<b>64</b>	<b>59</b>	<b>129</b>	<b>575</b>	<b>.238</b>	<b>4</b>	<b>14</b>

\* Statistics from VCU

# 48 BROOKS AUGER

**RHP** | R/R | JR. | 6-5 | 205  
FARMERVILLE, LA. / CEDAR CREEK HS / HINDS CC

### QUICK HITS

#### SINGLE GAME CAREER HIGHS

Innings	3.1	vs. Arkansas (4/3/22)
Strikeouts	4	vs. Southern (3/23/22)
Walks	3	vs. Arkansas (4/3/22)

#### SPECIALTY STATS

	2023	CAREER GAMES
5+ Strikeouts	--	--
10+ Strikeouts	--	--
2 or Fewer Hits Allowed	--	--
Longest Scoreless Innings Stretch	--	12
Wins in a Row*	--	2

\*no decisions do not break a streak

\*\*designates as current

#### AUGER'S GAME-BY-GAME PITCHING STATS

DATE	OPP	GS	IP	H	R	ER	BB	SO	2B	3B	HR	WP	BK	HBP	W/L	SV	ERA
<b>TOTALS</b>																	

#### CAREER PITCHING STATS

YEAR	ERA	W-L	APP	GS	CG	SHO	SV	IP	H	R	ER	BB	SO	BF	B/AVG	WP	HBP
2022	3.05	2-0	16	0	0	0	0	20.2	16	10	7	12	27	90	.219	0	1
2023	0.00	0-0	0	0	0	0	0	0.0	0	0	0	0	0	0	.000	0	0
<b>TOTAL</b>	<b>3.05</b>	<b>2-0</b>	<b>16</b>	<b>0</b>	<b>0</b>	<b>0</b>	<b>0</b>	<b>20.2</b>	<b>16</b>	<b>10</b>	<b>7</b>	<b>12</b>	<b>27</b>	<b>90</b>	<b>.219</b>	<b>0</b>	<b>1</b>



## PITCHING STAFF PROFILES

# 50 JURRANGELO CIJNTJE

**BHP** | S/S | FR. | 5-11 | 170  
PEMBROKE PINES, FLA. / CHAMPAGNT CATHOLIC HS

### QUICK HITS

- Made collegiate debut on Feb. 19 against VMI
- Earned first start against ULM on Feb. 22

### SINGLE GAME CAREER HIGHS

Innings	6.0	vs. Lipscomb (3/10/23)
Strikeouts	8	vs. Lipscomb (3/10/23)
Walks	5	vs. Lipscomb (3/10/23)

### SPECIALTY STATS

	2023	CAREER GAMES
5+ Strikeouts	2	2
10+ Strikeouts	--	--
2 Or Fewer Hits Allowed	4	4
Longest Scoreless Innings Stretch	8.1	8.1
Wins in a Row*	3**	2

\*no decisions do not break a streak

\*\*designates as current

### CIJNTJE'S GAME-BY-GAME PITCHING STATS

DATE	OPP	GS	IP	H	R	ER	BB	SO	2B	3B	HR	WP	BK	HBP	W/L	SV	ERA
2/19	VMI		1.0	2	0	0	0	1	0	0	0	0	0	0	1/0	0	0.00
2/22	ULM	*	4.0	1	0	0	1	7	0	0	0	0	0	1	1/0	0	0.00
3/3	vs. Ohio State	*	4.0	1	1	0	2	4	0	0	0	1	0	1	0/0	0	0.00
3/10	Lipscomb	*	6.0	1	1	1	5	8	0	0	0	1	0	2	1/0	0	1.50
<b>TOTALS</b>			<b>15.0</b>	<b>5</b>	<b>2</b>	<b>1</b>	<b>8</b>	<b>20</b>	<b>0</b>	<b>0</b>	<b>0</b>	<b>2</b>	<b>0</b>	<b>4</b>	<b>3/0</b>	<b>0</b>	<b>0.60</b>

### CAREER PITCHING STATS

YEAR	ERA	W-L	APP	GS	CG	SHO	SV	IP	H	R	ER	BB	SO	BF	B/AVG	WP	HBP
2023	0.60	3-0	4	3	0	0	0	15.0	5	2	1	8	20	58	.114	2	4
<b>TOTAL</b>	<b>0.60</b>	<b>3-0</b>	<b>4</b>	<b>3</b>	<b>0</b>	<b>0</b>	<b>0</b>	<b>15.0</b>	<b>5</b>	<b>2</b>	<b>1</b>	<b>8</b>	<b>20</b>	<b>58</b>	<b>.114</b>	<b>2</b>	<b>4</b>

# 55 BROCK TAPPER

**LHP** | L/L | FR. | 6-1 | 185  
NESBIT, MISS. / DESOTO CENTRAL HS

### QUICK HITS

- Made his collegiate debut against ULM on Feb. 21.

### SINGLE GAME CAREER HIGHS

Innings	3.2	vs. Arizona State (2/24/23)
Strikeouts	4	vs. Arizona State (2/24/23)
Walks	2	vs. Arizona State (2/24/23)

### SPECIALTY STATS

	2023	CAREER GAMES
5+ Strikeouts	--	--
10+ Strikeouts	--	--
2 Or Fewer Hits Allowed	3	3
Longest Scoreless Innings Stretch	8.0**	8.0
Wins in a Row*	--	--

\*no decisions do not break a streak

\*\*designates as current

### TAPPER'S GAME-BY-GAME PITCHING STATS

DATE	OPP	GS	IP	H	R	ER	BB	SO	2B	3B	HR	WP	BK	HBP	W/L	SV	ERA
2/21	ULM		1.0	0	0	0	0	0	0	0	0	0	0	0	0/0	0	0.00
2/24	Arizona State		3.2	4	0	0	2	4	0	1	0	0	0	0	0/0	0	0.00
3/3	vs. Ohio State		1.0	1	0	0	0	2	0	0	0	1	0	0	0/0	0	0.00
3/11	Lipscomb		0.1	1	0	0	0	0	0	0	0	0	0	0	0/0	0	0.00
3/14	vs. Nicholls		2.0	3	0	0	0	1	0	0	0	0	0	0	1/0	0	0.00
<b>TOTALS</b>			<b>8.0</b>	<b>9</b>	<b>0</b>	<b>0</b>	<b>2</b>	<b>7</b>	<b>0</b>	<b>1</b>	<b>0</b>	<b>1</b>	<b>0</b>	<b>0</b>	<b>0/0</b>	<b>0</b>	<b>0.00</b>

### CAREER PITCHING STATS

YEAR	ERA	W-L	APP	GS	CG	SHO	SV	IP	H	R	ER	BB	SO	BF	B/AVG	WP	HBP
2023	0.00	1-0	5	0	0	0	0	8.0	9	0	0	2	7	34	.281	1	0
<b>TOTAL</b>	<b>0.00</b>	<b>1-0</b>	<b>5</b>	<b>0</b>	<b>0</b>	<b>0</b>	<b>0</b>	<b>8.0</b>	<b>9</b>	<b>0</b>	<b>0</b>	<b>2</b>	<b>7</b>	<b>34</b>	<b>.281</b>	<b>1</b>	<b>0</b>

## HITTER PROFILES

# 3 DAVID MERSHON

INF | S/R | FR. | 5-8 | 165  
TAYLORS, S.C. / EASTSIDE HS

### QUICK HITS

- Made his collegiate debut on March 7 against Valparaiso
- Collected his first collegiate hit against Valparaiso (March 7)

### SINGLE GAME CAREER HIGHS

At Bats	3	vs. Lipscomb (3/11/23)
Hits	2	vs. Valparaiso (3/7/23)
Runs Scored	1	vs. Lipscomb (3/11/23)
Runs Batted In	--	--
Doubles	--	--
Triples	--	--
Home Runs	--	--
Walks	1	vs. Lipscomb (3/11/23)
Stolen Bases	2	vs. Lipscomb (3/11/23)

### SPECIALTY STATS

	2023	CAREER
2 Hit Game	1	1
3 Hit Game	--	--
4+ Hit Game	--	--
2 RBI Game	--	--
3 RBI Game	--	--
4+ RBI Game	--	--

### MERSHON'S GAME-BY-GAME HITTING STATS

DATE	OPP	POS	AB	R	H	RBI	2B	3B	HR	BB	K	SB	CS	AVG
3/7	Valparaiso	3B/SS	3	1	2	0	0	0	0	1	0	0	0	.667
3/10	Lipscomb	3B	3	0	0	0	0	0	0	0	2	0	0	.333
3/11	Lipscomb	3B	3	1	1	0	0	0	0	0	2	0	0	.333
3/11	Lipscomb	3B	2	0	0	0	0	0	0	1	0	0	0	.273
3/14	vs. Nicholls	3B	1	0	0	0	0	0	0	0	0	0	0	.250
<b>TOTALS</b>			<b>12</b>	<b>2</b>	<b>3</b>	<b>0</b>	<b>0</b>	<b>0</b>	<b>0</b>	<b>2</b>	<b>2</b>	<b>2</b>	<b>0</b>	<b>.250</b>

### CAREER HITTING STATS

YEAR	AVG	GP-GS	AB	R	H	2B	3B	HR	RBI	TB	SLG%	BB	HP	SO	GDP	OB%	SF	SH
2023	.250	5-5	12	2	3	0	0	0	0	3	.250	2	0	2	0	.357	0	2
<b>TOTAL</b>	<b>.250</b>	<b>5-5</b>	<b>12</b>	<b>2</b>	<b>3</b>	<b>0</b>	<b>0</b>	<b>0</b>	<b>0</b>	<b>3</b>	<b>.250</b>	<b>2</b>	<b>0</b>	<b>2</b>	<b>0</b>	<b>.357</b>	<b>0</b>	<b>2</b>

# 5 AARON DOWNS

INF/OF | R/R | SO. | 6-0 | 210  
PELLA, IOWA / HERITAGE ACADEMY

### QUICK HITS

### SINGLE GAME CAREER HIGHS

At Bats	4	vs. Texas A&M (5/13/22)
Hits	2	vs. Grambling (3/1/22)
Runs Scored	1	vs. Texas A&M (5/13/22)
Runs Batted In	2	vs Northern Kentucky (2/27/22)
Doubles	1	vs. Texas A&M (5/13/22)
Triples	--	--
Home Runs	--	--
Walks	1	vs. Valparaiso (3/7/23)
Stolen Bases	--	--

### SPECIALTY STATS

	2023	CAREER
2 Hit Game	--	2
3 Hit Game	--	--
4+ Hit Game	--	--
2 RBI Game	--	1
3 RBI Game	--	--
4+ RBI Game	--	--

### DOWNS' GAME-BY-GAME HITTING STATS

DATE	OPP	POS	AB	R	H	RBI	2B	3B	HR	BB	K	SB	CS	AVG
2/17	VMI	PH	0	0	0	0	0	0	0	1	0	0	0	.000
2/21	ULM	PH	1	0	1	0	0	0	0	0	0	0	0	1.000
2/22	ULM	PH	1	0	1	0	0	0	0	0	0	0	0	1.000
2/24	Arizona State	PH	1	0	0	0	0	0	0	0	1	0	0	.667
2/26	Arizona State	PH	1	0	0	0	0	0	0	0	1	0	0	.500
3/7	Valparaiso	PH	0	0	0	0	0	0	0	1	0	0	0	.500
3/14	vs. Nicholls	PH	1	0	0	0	0	0	0	0	0	0	0	.400
<b>TOTALS</b>			<b>5</b>	<b>0</b>	<b>2</b>	<b>0</b>	<b>0</b>	<b>0</b>	<b>0</b>	<b>2</b>	<b>2</b>	<b>0</b>	<b>0</b>	<b>.400</b>

### CAREER HITTING STATS

YEAR	AVG	GP-GS	AB	R	H	2B	3B	HR	RBI	TB	SLG%	BB	HP	SO	GDP	OB%	SF	SH
2022	.206	18-7	34	5	7	3	0	0	2	10	.294	4	1	15	0	.308	0	1
2023	.400	7-0	5	0	2	0	0	0	0	2	.400	2	0	2	0	.571	0	0
<b>TOTAL</b>	<b>.231</b>	<b>25-7</b>	<b>38</b>	<b>5</b>	<b>9</b>	<b>3</b>	<b>0</b>	<b>0</b>	<b>2</b>	<b>12</b>	<b>.308</b>	<b>6</b>	<b>1</b>	<b>17</b>	<b>0</b>	<b>.348</b>	<b>0</b>	<b>1</b>



## HITTER PROFILES

# 7 CONNOR HUJSAK

INF/OF | R/R | JR. | 6-2 | 200  
GOFFSTOWN, N.H. / GOFFSTOWN HS / VCU

### QUICK HITS

- Hit his first home run as a Dawg against Lipscomb (3/11)

### SINGLE GAME CAREER HIGHS

At Bats	6	vs. UMass (5/14/22)*
Hits	4	vs. Old Dominion (5/10/22)*
Runs Scored	3	vs. James Madison (5/21/21)*
Runs Batted In	4	vs. Georgia (6/3/22)*
Doubles	2	vs. Old Dominion (5/10/22)*
Triples	1	vs. Longwood (2/22/22)*
Home Runs	2	vs. North Carolina (6/4/22)*
Walks	2	vs. Richmond (4/17/22)*
Stolen Bases	4	vs. George Washington (5/7/22)*

\*Career-highs from VCU

### SPECIALTY STATS

	2023	CAREER
2 Hit Game	--	15
3 Hit Game	--	8
4+ Hit Game	--	2
2 RBI Game	--	22
3 RBI Game	--	6
4+ RBI Game	--	2

### HUJSAK'S GAME-BY-GAME HITTING STATS

DATE	OPP	POS	AB	R	H	RBI	2B	3B	HR	BB	K	SB	CS	AVG
2/17	VMI	PH	1	0	0	0	0	0	0	0	0	0	0	.000
2/21	ULM	PR	0	0	0	0	0	0	0	0	0	0	0	.000
2/22	ULM	PH	1	0	1	1	1	0	0	0	0	0	0	1.000
2/24	Arizona State	PH	1	0	0	0	0	0	0	0	0	0	0	.333
2/26	Arizona State	PH	0	0	0	1	0	0	0	0	0	0	0	.333
3/3	Ohio State	PH/OF	1	0	0	0	0	0	0	0	1	0	0	.250
3/7	Valparaiso	OF	0	0	0	1	0	0	0	1	0	0	0	.250
3/11	Lipscomb	PH/DH	2	1	1	1	0	0	1	0	0	0	0	.333
3/11	Lipscomb	OF	1	0	0	0	0	0	0	0	1	0	0	.286
3/14	vs. Nicholls	OF	2	0	1	0	0	0	0	0	1	1	0	.333
TOTALS			9	1	3	4	1	0	1	1	3	1	0	.333

### CAREER HITTING STATS

YEAR	AVG	GP-GS	AB	R	H	2B	3B	HR	RBI	TB	SLG%	BB	HP	SO	GDP	OB%	SF	SH
2021*	.239	49-48	176	42	42	12	3	7	35	81	.460	25	5	55	1	.346	2	4
2022*	.289	62-61	253	39	73	20	2	12	55	133	.526	25	5	51	1	.363	1	1
2023	.333	10-0	9	1	3	1	0	1	4	7	.778	1	0	3	0	.364	1	0
TOTAL	.269	121-109	438	82	118	33	5	20	94	221	.505	51	10	109	2	.356	4	5

\*Statistics from VCU

# 8 AMANI LARRY

INF | R/R | JR. | 5-11 | 190  
BOSSIER CITY, LA. / PARKAWAY HS / NEW ORLEANS

### QUICK HITS

- Has seven multi-hit games, the most on the team.  
- Leads SEC and 6th in nation in HBP  
- Fourth best active career on base percentage (.491)

### SINGLE GAME CAREER HIGHS

At Bats	7	vs. Oklahoma (3/18/22)*
Hits	4	vs. VMI (2/17/23)
Runs Scored	4	vs. ULM (3/5/22)*
Runs Batted In	6	vs. Oklahoma (3/18/22)*
Doubles	2	vs. VMI (2/18/23)
Triples	1	vs. UIW (5/7/22)*
Home Runs	1	vs. California (3/5/22)
Walks	3	vs. HBU (4/3/22)*
Stolen Bases	2	vs. California (3/5/22)

\*Career-highs from New Orleans

### SPECIALTY STATS

	2023	CAREER
2 Hit Game	5	24
3 Hit Game	1	8
4+ Hit Game	1	1
2 RBI Game	--	8
3 RBI Game	--	5
4+ RBI Game	2	4

### LARRY'S GAME-BY-GAME HITTING STATS

DATE	OPP	POS	AB	R	H	RBI	2B	3B	HR	BB	K	SB	CS	AVG
2/17	VMI	2B	4	1	4	4	1	0	0	1	0	2	0	1.000
2/18	VMI	2B	5	3	2	1	2	0	0	1	0	0	0	.400
2/19	VMI	2B	5	2	2	4	0	0	1	0	1	0	0	.400
2/21	ULM	2B	3	0	0	0	0	0	0	0	0	0	0	.471
2/22	ULM	2B	3	1	0	1	0	0	0	1	0	0	0	.400
2/24	Arizona State	2B	4	0	0	0	0	0	0	0	0	0	0	.333
2/25	Arizona State	2B	4	2	2	1	0	0	0	0	0	0	0	.357
2/26	Arizona State	2B	4	3	2	0	0	0	0	0	0	0	0	.375
2/28	vs. Southern Miss	2B	3	3	1	2	0	0	1	1	0	0	0	.371
3/3	vs. Ohio State	2B	2	0	0	0	0	0	0	2	0	1	0	.351
3/4	vs. Oklahoma	2B	4	2	1	0	0	0	0	2	1	0	0	.341
3/5	vs. California	2B	4	2	3	1	1	0	1	0	0	2	0	.378
3/7	Valparaiso	2B	2	0	1	1	0	0	0	2	0	0	0	.383
3/10	Lipscomb	2B	2	1	0	1	0	0	0	2	0	0	0	.367
3/11	Lipscomb	2B	4	1	1	1	0	0	0	0	1	1	0	.358
3/11	Lipscomb	2B	1	2	0	0	0	0	0	1	0	0	0	.352
3/14	vs. Nicholls	2B	2	2	1	1	0	0	0	2	0	3	0	.357
3/15	vs. Louisiana	2B	4	1	2	1	1	0	0	0	0	0	0	.367
TOTALS			60	26	22	19	5	0	3	15	4	11	0	.367

### CAREER HITTING STATS

YEAR	AVG	GP-GS	AB	R	H	2B	3B	HR	RBI	TB	SLG%	BB	HP	SO	GDP	OB%	SF	SH
2022*	.370	53-53	211	67	78	13	2	9	56	122	.578	32	12	29	2	.477	1	2
2023	.367	18-18	60	26	22	5	0	3	19	36	.600	15	10	4	3	.534	3	1
TOTAL	.369	71-71	271	93	100	18	2	12	75	158	.578	47	22	33	5	.491	4	3

\*Statistics from New Orleans



## HITTER PROFILES

# 10 COLTON LEDBETTER

OF | L/R | JR. | 6-2 | 205  
HOOVER, ALA. / SPAIN PARK HS / SAMFORD

### QUICK HITS

- Second Team Preseason All-SEC
- Drove in a season-high six runs in the second game of the season.
- Fourth in the NCAA with 23 walks, which leads the SEC

### SINGLE GAME CAREER HIGHS

At Bats	6	vs. S.E. Louisiana (3/20/22)*
Hits	5	vs. Western Carolina (5/25/22)*
Runs Scored	5	vs. Western Carolina (5/25/22)*
Runs Batted In	9	vs. Western Carolina (5/25/22)*
Doubles	2	vs. VMI (2/18/23)
Triples	1	vs. UNC Greensboro (4/23/22)*
Home Runs	2	vs. Western Carolina (5/25/22)*
Walks	3	vs. Mercer (5/27/22)*
Stolen Bases	2	vs. UAB (3/29/22)*

\*Career-highs from Samford

### SPECIALTY STATS

	2023	CAREER
2 Hit Game	3	21
3 Hit Game	1	4
4+ Hit Game	1	4
2 RBI Game	2	7
3 RBI Game	1	7
4+ RBI Game	4	7

### LEDBETTER'S GAME-BY-GAME HITTING STATS

DATE	OPP	POS	AB	R	H	RBI	2B	3B	HR	BB	K	SB	CS	AVG
2/17	VMI	LF	4	0	1	0	1	0	0	1	0	1	0	.250
2/18	VMI	LF	5	1	4	6	2	0	1	1	0	0	0	.800
2/19	VMI	LF	4	1	1	0	0	0	0	1	1	1	0	.250
2/21	ULM	LF	5	1	1	0	0	0	0	0	1	0	0	.389
2/22	ULM	CF	5	2	2	4	0	0	0	0	0	0	0	.391
2/24	Arizona State	CF	4	0	0	0	0	0	0	0	2	0	0	.333
2/25	Arizona State	CF	3	0	2	2	0	0	0	1	0	3	0	.367
2/26	Arizona State	CF	2	3	2	4	0	0	1	3	0	2	0	.406
2/28	vs. Southern Miss	CF	3	2	1	3	0	1	0	2	0	0	0	.400
3/3	vs. Ohio State	CF	3	0	1	0	0	0	0	2	2	0	0	.395
3/4	vs. Oklahoma	CF	3	0	0	1	0	0	0	1	1	1	0	.366
3/5	vs. California	CF	4	1	0	1	0	0	0	1	0	1	0	.333
3/7	Valparaiso	CF	3	1	1	2	0	0	0	1	1	0	0	.333
3/10	Lipscomb	CF	5	1	3	0	0	0	0	0	1	0	0	.358
3/11	Lipscomb	CF	3	0	0	0	0	0	0	1	1	1	0	.339
3/11	Lipscomb	CF	2	1	1	0	0	0	0	3	1	1	0	.345
3/14	vs. Nicholls	CF	4	2	1	1	0	0	1	2	1	0	0	.339
3/15	vs. Louisiana	CF	1	1	1	1	1	0	0	3	0	0	1	.349
TOTALS			63	17	22	25	4	1	4	23	12	10	1	.349

### CAREER HITTING STATS

YEAR	AVG	GP-GS	AB	R	H	2B	3B	HR	RBI	TB	SLG%	BB	HP	SO	GDP	OB%	SF	SH
2021*	.271	33-12	59	12	16	8	1	0	5	26	.441	6	0	21	0	.338	0	0
2022*	.318	57-57	211	51	67	16	2	16	57	135	.640	30	4	28	5	.407	3	0
2023	.349	18-18	63	17	22	4	1	4	25	40	.635	23	1	12	0	.517	2	0
TOTAL	.315	108-87	333	80	105	28	4	201	87	201	.604	59	5	61	5	.420	5	0

\* Statistics from Samford

# 11 KELLUM CLARK

OF | L/R | JR. | 6-4 | 205  
BRANDON, MISS. / BRANDON HS

### QUICK HITS

- Hit two home runs in a single game for just the second time in his career on Feb. 19

### SINGLE GAME CAREER HIGHS

At Bats	6	vs. Ole Miss (4/23/22)
Hits	3	vs. Tennessee (5/21/22)
Runs Scored	3	vs. Valparaiso (3/7/23)
Runs Batted In	7	vs. Princeton (3/11/22)
Doubles	1	vs. Tennessee (5/20/22)
Triples	1	vs. Missouri (4/30/22)
Home Runs	2	vs. Princeton (3/11/22) & vs. VMI (2/19/23)
Walks	2	vs. Ohio State (3/3/23)
Stolen Bases	1	vs. Tennessee (5/21/22)

### SPECIALTY STATS

	2023	CAREER
2 Hit Game	3	13
3 Hit Game	1	7
4+ Hit Game	--	--
2 RBI Game	2	9
3 RBI Game	--	6
4+ RBI Game	--	1

### CLARK'S GAME-BY-GAME HITTING STATS

DATE	OPP	POS	AB	R	H	RBI	2B	3B	HR	BB	K	SB	CS	AVG
2/17	VMI	RF	5	1	1	1	0	0	0	0	0	0	0	.200
2/18	VMI	RF	4	2	1	0	0	0	0	1	0	0	0	.222
2/19	VMI	RF	3	2	2	2	0	0	2	1	0	0	0	.333
2/21	ULM	RF	2	1	0	0	0	0	0	2	1	0	0	.286
2/24	Arizona State	PH	0	0	0	0	0	0	0	1	0	0	0	.286
2/25	Arizona State	RF	4	0	0	0	0	0	0	0	1	0	0	.222
2/26	Arizona State	RF	4	1	1	1	0	0	0	0	1	0	0	.227
2/28	vs. Southern Miss	RF	4	1	0	0	0	0	0	1	1	0	0	.192
3/3	vs. Ohio State	RF	3	1	0	0	0	0	0	2	2	0	0	.172
3/4	vs. Oklahoma	RF	5	2	2	1	0	0	0	0	0	0	0	.206
3/5	vs. California	RF	5	2	1	2	0	0	1	0	1	0	0	.205
3/7	Valparaiso	RF	3	3	2	1	0	0	1	1	1	0	0	.238
3/10	Lipscomb	RF	4	0	0	0	0	0	0	0	1	0	0	.217
3/11	Lipscomb	RF	4	1	3	1	0	0	1	0	0	0	0	.260
3/11	Lipscomb	RF	5	0	1	0	0	0	0	0	2	0	0	.255
3/14	vs. Nicholls	RF	2	2	1	0	1	0	0	2	0	0	0	.263
3/15	vs. Louisiana	RF	4	0	0	0	0	0	0	0	0	0	0	.246
TOTALS			61	19	15	9	1	0	5	11	11	0	0	.246

### CAREER HITTING STATS

YEAR	AVG	GP-GS	AB	R	H	2B	3B	HR	RBI	TB	SLG%	BB	HP	SO	GDP	OB%	SF	SH
2021	.237	33-26	93	22	22	7	1	5	16	46	.495	14	3	29	1	.355	0	0
2022	.257	55-52	187	41	48	12	1	14	43	104	.556	26	8	47	2	.369	1	0
2023	.238	12-11	42	16	10	0	0	4	8	31	.524	9	0	8	1	.373	0	0
TOTAL	.248	100-89	322	79	80	19	2	23	67	181	.534	49	11	84	4	.366	1	0



## HITTER PROFILES

# 13 NATE CHESTER

INF | R/R | SO. | 6-2 | 190  
KANSAS CITY, MO. / LIBERTY NORTH HS / JOHN A. LOGAN CC

### QUICK HITS

- Collected first hit as a Dawg on March 7 against Valparaiso.

### SINGLE GAME CAREER HIGHS

At Bats	1	vs. Valparaiso (3/7/23)
Hits	1	vs. Valparaiso (3/7/23)
Runs Scored	1	vs. ULM (2/22/23)
Runs Batted In	1	vs. Valparaiso (3/7/23)
Doubles	--	--
Triples	--	--
Home Runs	--	--
Walks	1	vs. Arizona State (3/26/23)
Stolen Bases	--	--

### SPECIALTY STATS

	2023	CAREER
2 Hit Game	--	--
3 Hit Game	--	--
4+ Hit Game	--	--
2 RBI Game	--	--
3 RBI Game	--	--
4+ RBI Game	--	--

### CHESTER'S GAME-BY-GAME HITTING STATS

DATE	OPP	POS	AB	R	H	RBI	2B	3B	HR	BB	K	SB	CS	AVG
2/17	VMI	PH	1	0	0	0	0	0	0	0	0	0	0	.000
2/22	ULM	PH	0	1	0	0	0	0	0	1	0	0	0	.000
2/24	Arizona State	PH	1	0	1	0	0	0	0	0	0	0	0	.500
2/26	Arizona State	PH	0	1	0	0	0	0	0	1	0	0	0	.500
3/5	vs. California	3B	0	0	0	0	0	0	0	0	0	0	0	.500
3/7	Valparaiso	3B	1	0	1	1	0	0	0	0	0	0	0	.667
TOTALS			3	2	2	1	0	0	0	2	0	0	0	.667

### CAREER HITTING STATS

YEAR	AVG	GP-GS	AB	R	H	2B	3B	HR	RBI	TB	SLG%	BB	HP	SO	GDP	OB%	SF	SH
2023	.667	6-0	3	2	2	0	0	0	1	2	.667	2	1	0	0	.833	0	0
TOTAL	.667	6-0	3	2	2	0	0	0	1	2	.667	2	1	0	0	.833	0	0

# 20 LUKE HANCOCK

INF/C | L/R | SR. | 5-11 | 195  
HOUSTON, MISS / HOUSTON HS

### QUICK HITS

- Second Team Preseason All-SEC  
- 2023 Team Captain  
- 10th in the nation in walks with 20

### SINGLE GAME CAREER HIGHS

At Bats	6	vs. Missouri (4/29/22)
Hits	3	vs. Ole Miss (4/22/22) & vs. VMI (2/18/23)
Runs Scored	3	vs. Princeton (3/11/22)
Runs Batted In	4	vs. UT Martin (4/5/22)
Doubles	2	vs. Valparaiso (3/7/23)
Triples	--	--
Home Runs	2	vs. UT Martin (4/5/22)
Walks	3	vs. Binghamton (3/14/22)
Stolen Bases	1	vs. Memphis (3/29/22)

### SPECIALTY STATS

	2023	CAREER
2 Hit Game	5	36
3 Hit Game	1	8
4+ Hit Game	--	--
2 RBI Game	3	24
3 RBI Game	--	7
4+ RBI Game	1	3

### HANCOCK'S GAME-BY-GAME HITTING STATS

DATE	OPP	POS	AB	R	H	RBI	2B	3B	HR	BB	K	SB	CS	AVG
2/17	VMI	C	4	2	2	1	1	0	0	0	1	0	0	.500
2/18	VMI	C	4	3	3	0	2	0	0	1	0	0	0	.625
2/19	VMI	1B	3	0	1	0	0	0	2	2	1	0	0	.545
2/21	ULM	C	4	1	1	2	0	0	1	0	1	0	0	.467
2/22	ULM	1B	2	2	0	0	0	0	0	1	0	0	0	.412
2/24	Arizona State	1B	2	2	1	0	0	0	0	2	0	0	0	.421
2/25	Arizona State	C	3	0	0	0	0	0	0	1	1	0	0	.364
2/26	Arizona State	C/1B	3	1	1	1	0	0	0	0	1	0	0	.333
2/28	vs. Southern Miss	1B	2	1	0	0	0	0	0	1	1	0	0	.333
3/3	vs. Ohio State	C	4	0	0	0	0	0	0	1	1	0	0	.290
3/4	vs. Oklahoma	1B	5	0	2	2	1	0	0	0	0	0	0	.306
3/5	vs. California	1B	2	1	2	2	1	0	0	2	0	0	0	.342
3/7	Valparaiso	C	3	2	2	1	2	0	0	2	0	0	0	.366
3/10	Lipscomb	1B	4	1	0	1	0	0	0	0	1	0	0	.333
3/11	Lipscomb	C	3	0	1	1	0	0	0	1	0	0	0	.333
3/11	Lipscomb	1B	4	2	2	4	1	0	0	1	0	0	0	.346
3/14	vs. Nicholls	DH	1	1	0	1	0	0	0	3	0	0	0	.340
3/15	vs. Louisiana	1B	3	0	0	0	0	0	0	1	0	0	0	.321
TOTALS			56	19	18	16	8	0	1	20	8	0	0	.321

### CAREER HITTING STATS

YEAR	AVG	GP-GS	AB	R	H	2B	3B	HR	RBI	TB	SLG%	BB	HP	SO	GDP	OB%	SF	SH
2019	.326	25-12	43	9	14	4	0	0	14	18	.419	11	3	10	2	.391	1	1
2020	.231	9-8	26	0	6	2	0	0	3	8	.308	2	1	4	0	.342	0	0
2021	.261	68-68	234	40	61	4	0	10	63	95	.406	47	8	17	2	.367	6	0
2022	.278	56-56	216	45	60	9	0	7	32	90	.417	36	12	20	3	.381	3	0
2023	.321	18-18	56	19	18	8	0	1	16	29	.518	20	5	8	0	.506	4	0
TOTAL	.277	176-162	575	113	159	27	0	18	128	240	.417	116	29	59	12	.414	14	1



## HITTER PROFILES

# 22 ROSS HIGHFILL

C | R/R | FR. | 6-0 | 200  
MADISON, MISS. / MADISON CENTRAL HS

### QUICK HITS

- Made his collegiate debut on Feb. 19 against VMI
- Hit his first career homer against Oklahoma (March 4)
- Hit three home runs against Lipscomb, the first Dawg to do this since 2017

### SINGLE GAME CAREER HIGHS

At Bats	5	vs. Nicholls (3/14/23)
Hits	3	vs. Lipscomb (3/11/23)
Runs Scored	3	vs. Lipscomb (3/11/23)
Runs Batted In	4	vs. ULM (2/22/23)
Doubles	2	vs. Lipscomb (3/11/23)
Triples	--	--
Home Runs	3	vs. Lipscomb (3/11/23)
Walks	2	vs. Oklahoma (3/4/23)
Stolen Bases	--	--

### SPECIALTY STATS

	2023	CAREER
2 Hit Game	1	1
3 Hit Game	2	2
4+ Hit Game	--	--
2 RBI Game	3	3
3 RBI Game	--	--
4+ RBI Game	1	1

### HIGHFILL'S GAME-BY-GAME HITTING STATS

DATE	OPP	POS	AB	R	H	RBI	2B	3B	HR	BB	K	SB	CS	AVG
2/19/	VMI	C	4	1	1	0	1	0	0	0	1	0	0	.250
2/22/	ULM	C	4	2	3	2	2	0	0	0	0	0	0	.500
2/24	Arizona State	C	3	0	1	1	0	0	0	0	2	0	0	.455
2/26	Arizona State	C	1	0	1	2	1	0	0	0	1	0	0	.500
2/28	vs. Southern Miss	C	3	1	1	0	0	0	0	0	2	0	0	.467
3/4	vs. Oklahoma	C	3	2	2	1	0	0	1	2	1	0	0	.500
3/5	vs. California	C	5	1	0	0	0	0	0	0	0	0	0	.391
3/10	Lipscomb	C	4	1	1	2	0	0	0	0	2	0	0	.370
3/11	Lipscomb	C	5	3	3	4	0	0	3	0	1	0	0	.406
3/14	vs. Nicholls	C	5	0	0	1	0	0	0	0	3	0	0	.351
3/15	vs. Louisiana	C	3	0	0	1	0	0	0	0	1	0	0	.325
TOTALS			40	11	13	14	4	0	4	2	14	0	0	.325

### CAREER HITTING STATS

YEAR	AVG	GP-GS	AB	R	H	2B	3B	HR	RBI	TB	SLG%	BB	HP	SO	GDP	OB%	SF	SH
2023	.325	11-10	40	11	13	4	0	4	14	29	.725	2	3	14	0	.391	1	0
TOTAL	.325	11-10	40	11	13	4	0	4	14	29	.725	2	3	14	0	.391	1	0

# 24 SLATE ALFORD

INF | R/R | SO. | 6-3 | 220  
MADISON, ALA. / BOB JONES HS

### QUICK HITS

### SINGLE GAME CAREER HIGHS

At Bats	5	vs. Oklahoma (3/4/23)
Hits	3	vs. VMI (2/18/23)
Runs Scored	2	vs. Jackson State (4/19/22) & vs. VMI (2/17/23)
Runs Batted In	2	vs. LSU (4/10/22) & vs. VMI (2/17/23)
Doubles	1	vs. Louisiana (3/15/23)
Triples	--	--
Home Runs	1	vs. ULM (2/22/23)
Walks	3	vs. Princeton (3/11/22)
Stolen Bases	--	--

### SPECIALTY STATS

	2023	CAREER
2 Hit Game	2	3
3 Hit Game	1	1
4+ Hit Game	--	--
2 RBI Game	2	3
3 RBI Game	--	--
4+ RBI Game	--	--

### ALFORD'S GAME-BY-GAME HITTING STATS

DATE	OPP	POS	AB	R	H	RBI	2B	3B	HR	BB	K	SB	CS	AVG
2/17	VMI	3B	4	2	3	2	0	0	0	0	0	0	0	.750
2/18	VMI	3B	5	1	2	0	0	0	0	0	0	0	0	.556
2/19	VMI	3B	5	0	1	0	0	0	0	0	0	0	0	.429
2/21	ULM	3B	3	1	0	0	0	0	0	1	1	0	0	.353
2/22	ULM	3B	3	1	1	2	0	0	1	1	0	0	0	.350
2/24	Arizona State	3B	4	0	1	1	1	0	0	1	2	0	0	.421
2/25	Arizona State	3B	3	1	0	0	0	0	0	0	1	0	0	.364
2/26	Arizona State	3B	3	2	2	1	0	0	0	0	1	0	0	.360
2/28	vs. Southern Miss	3B	4	0	1	1	0	0	0	1	2	0	0	.324
3/3	vs. Ohio State	3B	4	1	0	0	0	0	0	0	1	0	0	.289
3/4	vs. Oklahoma	3B	5	0	0	0	0	0	0	0	1	0	0	.256
3/5	vs. California	3B	4	0	0	0	0	0	0	0	0	0	0	.234
3/11	Lipscomb	PH/3B	1	0	0	0	0	0	0	0	1	0	0	.229
3/14	vs. Nicholls	3B	3	0	0	1	0	0	0	0	1	0	0	.216
3/15	vs. Louisiana	3B	3	1	1	0	1	0	0	0	0	0	0	.222
TOTALS			54	10	12	8	2	0	1	4	11	0	0	.222

### CAREER HITTING STATS

YEAR	AVG	GP-GS	AB	R	H	2B	3B	HR	RBI	TB	SLG%	BB	HP	SO	GDP	OB%	SF	SH
2022	.209	26-9	43	5	9	0	0	1	3	12	.279	9	0	13	1	.346	0	0
2023	.222	15-13	54	10	12	2	0	1	8	17	.315	4	1	11	3	.279	2	0
TOTAL	.216	41-22	97	15	21	2	0	2	11	29	.299	13	1	24	4	.310	2	0



## HITTER PROFILES

# 27 WIL HOYLE

INF | S/R | SR. | 5-10 | 170  
DURHAM, N.C. / JORDAN HS / DUKE

### QUICK HITS

- Picked up first hit as a Dawg against Nicholls (3/14)

### SINGLE GAME CAREER HIGHS

At Bats	6	vs. Pitt (5/8/22)*
Hits	2	vs. Virginia Tech (5/19/22)*
Runs Scored	2	vs. High Point (5/1/22)*
Runs Batted In	4	vs. Pitt (5/8/22)*
Doubles	2	vs. Coastal Carolina (2/20/21)*
Triples	1	vs. UNC Greensboro (3/23/21)*
Home Runs	2	vs. Georgia Tech (4/24/22)*
Walks	2	vs. Virginia Tech (5/21/22)*
Stolen Bases	2	vs. Virginia Tech (5/21/22)*

\*Career-highs from Duke

### SPECIALTY STATS

	2023	CAREER
2 Hit Game	--	14
3 Hit Game	--	--
4+ Hit Game	--	--
2 RBI Game	--	4
3 RBI Game	--	3
4+ RBI Game	--	1

### HOYLE'S GAME-BY-GAME HITTING STATS

DATE	OPP	POS	AB	R	H	RBI	2B	3B	HR	BB	K	SB	CS	AVG
2/17	VMI	PH	1	0	0	0	0	0	0	0	0	0	0	.000
2/22	ULM	PH/SS	1	0	0	0	0	0	0	0	1	0	0	.000
2/24	Arizona State	SS	0	0	0	0	0	0	0	0	0	0	0	.000
2/26	Arizona State	PH/SS	1	0	0	0	0	0	0	0	0	0	0	.000
3/7	Valparaiso	2B	0	0	0	0	0	0	0	0	0	0	0	.000
3/11	Lipscomb	2B	0	0	0	0	0	0	0	0	0	0	0	.000
3/14	vs. Nicholls	PH/2B	1	0	1	1	1	0	0	0	0	0	0	.250
TOTALS			4	0	1	1	1	0	0	0	0	0	0	.250

### CAREER HITTING STATS

YEAR	AVG	GP-GS	AB	R	H	2B	3B	HR	RBI	TB	SLG%	BB	HP	SO	GDP	OB%	SF	SH
2019*	.097	27-6	31	5	3	0	0	0	1	3	.097	4	1	16	0	.222	0	2
2020*	.265	13-9	34	6	9	1	2	1	4	17	.500	3	0	12	0	.324	0	1
2021*	.227	47-33	110	18	25	8	1	3	13	44	.400	16	4	40	0	.344	1	4
2022*	.201	53-50	164	26	33	4	0	4	17	49	.299	26	7	46	3	.333	1	4
2023	.250	7-0	4	0	1	1	0	0	1	2	.500	0	0	1	0	.250	0	0
TOTAL	.207	147-98	343	55	72	14	3	8	36	115	.335	49	12	115	3	.325	2	11

\*Statistics from Duke

# 28 BRYCE HUBBARD

C | L/R | FR. | 5-10 | 210  
NORCROSS, GA. / WESLEYAN HS

### QUICK HITS

### SINGLE GAME CAREER HIGHS

At Bats	--	--
Hits	--	--
Runs Scored	--	--
Runs Batted In	--	--
Doubles	--	--
Triples	--	--
Home Runs	--	--
Walks	--	--
Stolen Bases	--	--

### SPECIALTY STATS

	2023	CAREER
2 Hit Game	--	--
3 Hit Game	--	--
4+ Hit Game	--	--
2 RBI Game	--	--
3 RBI Game	--	--
4+ RBI Game	--	--

### HUBBARD'S GAME-BY-GAME HITTING STATS

DATE	OPP	POS	AB	R	H	RBI	2B	3B	HR	BB	K	SB	CS	AVG
2/26	Arizona State	PH	1	0	0	0	0	0	0	0	1	0	0	.000
TOTALS														

### CAREER HITTING STATS

YEAR	AVG	GP-GS	AB	R	H	2B	3B	HR	RBI	TB	SLG%	BB	HP	SO	GDP	OB%	SF	SH
2023	.000	1-0	1	0	0	0	0	0	0	0	.000	0	0	1	0	.000	0	0
TOTAL	.000	1-0	1	0	0	0	0	0	0	0	.000	0	0	1	0	.000	0	0



## HITTER PROFILES

# 33 VON SEIBERT

INF/OF | L/L | JR. | 6-4 | 245  
DAPHNE, ALA. / DAPHNE HS / PEARL RIVER CC

### QUICK HITS

#### SINGLE GAME CAREER HIGHS

At Bats	6	vs. Tulane (3/4/22)
Hits	2	vs. Tulane (3/4/22)
Runs Scored	1	vs. Southern (3/23/22)
Runs Batted In	1	vs. Missouri (4/30/22)
Doubles	--	
Triples	--	
Home Runs	--	
Walks	1	vs. Alabama (3/27/22)
Stolen Bases	--	

#### SPECIALTY STATS

	2023	CAREER
2 Hit Game	--	1
3 Hit Game	--	--
4+ Hit Game	--	--
2 RBI Game	--	--
3 RBI Game	--	--
4+ RBI Game	--	--

#### SEIBERT'S GAME-BY-GAME HITTING STATS

DATE	OPP	POS	AB	R	H	RBI	2B	3B	HR	BB	K	SB	CS	AVG
2/17	VMI	1B	0	0	0	0	0	0	0	0	0	0	0	.000
2/22	ULM	PH	1	0	0	0	0	0	0	0	1	0	0	.000
2/26	Arizona State	PH	0	0	0	0	0	0	0	1	0	0	0	.000
3/7	Valparaiso	PH	1	0	0	0	0	0	0	0	1	0	0	.000
TOTALS			2	0	0	0	0	0	0	1	2	0	0	.000

#### CAREER HITTING STATS

YEAR	AVG	GP-GS	AB	R	H	2B	3B	HR	RBI	TB	SLG%	BB	HP	SO	GDP	OB%	SF	SH
2022	.279	35-4	43	4	12	0	0	0	4	9	.279	6	3	17	0	.404	0	0
2023	.000	4-0	2	0	0	0	0	0	0	0	.000	1	0	2	0	.500	0	0
TOTAL	.267	39-4	45	4	12	0	0	0	4	9	.273	7	3	19	0	.407	0	0

# 37 HOLLIS PORTER

INF/OF | L/R | FR. | 6-4 | 220  
HURLEY, MISS. / EAST CENTRAL HS

### QUICK HITS

#### SINGLE GAME CAREER HIGHS

At Bats	--	--
Hits	--	--
Runs Scored	--	--
Runs Batted In	--	--
Doubles	--	--
Triples	--	--
Home Runs	--	--
Walks	--	--
Stolen Bases	--	--

#### SPECIALTY STATS

	2023	CAREER
2 Hit Game	--	--
3 Hit Game	--	--
4+ Hit Game	--	--
2 RBI Game	--	--
3 RBI Game	--	--
4+ RBI Game	--	--

#### PORTER'S GAME-BY-GAME HITTING STATS

DATE	OPP	POS	AB	R	H	RBI	2B	3B	HR	BB	K	SB	CS	AVG
TOTALS														

#### CAREER HITTING STATS

YEAR	AVG	GP-GS	AB	R	H	2B	3B	HR	RBI	TB	SLG%	BB	HP	SO	GDP	OB%	SF	SH
2023	.000	0-0	0	0	0	0	0	0	0	0	.000	0	0	0	0	.000	0	0
TOTAL	.000	0-0	0	0	0	0	0	0	0	0	.000	0	0	0	0	.000	0	0





## HITTER PROFILES

# 38 BRYCE CHANCE

OF | R/R | R-FR. | 5-10 | 180  
RIDGELAND, MISS. / MADISON-RIDGELAND ACADEMY

### QUICK HITS

- SEC Co-Freshman of the Week (Feb. 20)
- On a three-game hitting streak

### SINGLE GAME CAREER HIGHS

At Bats	5	vs. California (3/5/23)
Hits	3	vs. California (3/5/23)
Runs Scored	2	vs. Vapalariso (3/7/23)
Runs Batted In	4	vs. VMI (2/18/23)
Doubles	1	vs. California (3/5/23)
Triples	--	--
Home Runs	1	vs. ULM (2/21/23)
Walks	2	vs. Oklahoma (3/4/23)
Stolen Bases	1	vs. Nicholls (3/14/23)

### SPECIALTY STATS

	2023	CAREER
2 Hit Game	3	3
3 Hit Game	3	4
4+ Hit Game	--	--
2 RBI Game	5	5
3 RBI Game	1	1
4+ RBI Game	1	1

### CHANCE'S GAME-BY-GAME HITTING STATS

DATE	OPP	POS	AB	R	H	RBI	2B	3B	HR	BB	K	SB	CS	AVG
2/17	VMI	DH	5	2	3	3	1	0	1	0	0	0	0	.600
2/18	VMI	DH	4	1	3	4	0	0	0	1	0	0	0	.667
2/19	VMI	DH	3	1	1	0	0	0	0	1	0	0	0	.583
2/21	ULM	DH	4	1	1	2	0	0	1	0	0	0	0	.500
2/22	ULM	RF	3	1	1	1	0	0	0	1	0	0	0	.474
2/24	Arizona State	RF	4	0	0	0	0	0	0	0	1	0	0	.391
2/25	Arizona State	DH	2	1	0	0	0	0	0	1	0	0	0	.360
2/26	Arizona State	DH	3	1	1	1	0	0	0	0	1	0	0	.357
3/3	vs. Ohio State	DH	3	0	1	0	0	0	0	1	1	0	0	.355
3/4	vs. Oklahoma	LF	3	1	1	2	0	0	0	2	1	1	0	.353
3/5	vs. California	LF	5	1	3	0	1	0	0	0	0	0	0	.385
3/7	Valparaiso	LF	4	2	2	2	0	0	0	1	0	1	0	.395
3/10	Lipscomb	LF	2	2	0	0	0	0	0	2	0	0	0	.378
3/11	Lipscomb	LF	3	0	0	0	0	0	0	1	2	0	0	.354
3/11	Lipscomb	LF	3	1	2	2	0	0	0	0	1	0	0	.373
3/14	vs. Nicholls	LF	3	1	2	2	0	0	0	0	0	1	0	.389
3/15	vs. Louisiana	LF	4	1	1	0	0	0	0	0	0	0	0	.379
TOTALS			58	17	22	18	2	0	2	11	7	4	0	.379

### CAREER HITTING STATS

YEAR	AVG	GP-GS	AB	R	H	2B	3B	HR	RBI	TB	SLG%	BB	HP	SO	GDP	OB%	SF	SH
2023	.379	17-17	58	17	22	2	0	2	18	30	.517	11	2	7	2	.486	1	0
TOTAL	.379	17-17	58	17	22	2	0	2	18	30	.517	11	2	7	2	.486	1	0

# 40 RYAN WILLIAMS

C | S/R | FR. | 6-2 | 170  
CYPRESS, TEXAS / BRIDGELAND HS

### QUICK HITS

### SINGLE GAME CAREER HIGHS

At Bats	--	--
Hits	--	--
Runs Scored	--	--
Runs Batted In	--	--
Doubles	--	--
Triples	--	--
Home Runs	--	--
Walks	--	--
Stolen Bases	--	--

### SPECIALTY STATS

	2023	CAREER
2 Hit Game	--	--
3 Hit Game	--	--
4+ Hit Game	--	--
2 RBI Game	--	--
3 RBI Game	--	--
4+ RBI Game	--	--

### WILLIAMS' GAME-BY-GAME HITTING STATS

DATE	OPP	POS	AB	R	H	RBI	2B	3B	HR	BB	K	SB	CS	AVG
TOTALS														

### CAREER HITTING STATS

YEAR	AVG	GP-GS	AB	R	H	2B	3B	HR	RBI	TB	SLG%	BB	HP	SO	GDP	OB%	SF	SH
2023	.000	0-0	0	0	0	0	0	0	0	0	.000	0	0	0	0	.000	0	0
TOTAL	.000	0-0	0	0	0	0	0	0	0	0	.000	0	0	0	0	.000	0	0

## HITTER PROFILES

# 42 DAKOTA JORDAN

OF | R/R | FR. | 6-0 | 220  
CANTON, MISS. / JACKSON ACADEMY

### QUICK HITS

- Made collegiate debut on Feb. 17 against VMI
- First career home run game against ULM (Feb. 22)

### SINGLE GAME CAREER HIGHS

At Bats	6	vs. VMI (2/18/23)
Hits	1	vs. Nicholls (3/14/23)
Runs Scored	1	vs. Vapalariso (3/7/23)
Runs Batted In	3	vs. ULM (2/22/23)
Doubles	1	vs. VMI (2/19/23)
Triples	--	--
Home Runs	1	vs. ULM (2/22/23)
Walks	3	vs. VMI (2/17/23)
Stolen Bases	1	vs. Ohio State (3/4/23)

### SPECIALTY STATS

	2023	CAREER
2 Hit Game	--	--
3 Hit Game	--	--
4+ Hit Game	--	--
2 RBI Game	1	1
3 RBI Game	1	1
4+ RBI Game	--	--

### JORDAN'S GAME-BY-GAME HITTING STATS

DATE	OPP	POS	AB	R	H	RBI	2B	3B	HR	BB	K	SB	CS	AVG
2/17	VMI	CF	3	1	1	0	0	0	0	3	1	0	0	.750
2/18	VMI	CF	6	0	1	0	0	0	0	0	1	0	0	.556
2/19	VMI	CF	4	0	1	1	1	0	0	0	0	0	0	.429
2/21	ULM	CR	4	0	1	0	0	0	0	1	1	0	0	.235
2/22	ULM	LF	4	1	1	3	0	0	1	1	0	0	0	.238
2/24	Arizona State	LF	2	1	0	0	0	0	0	2	1	0	0	.217
2/25	Arizona State	LF	4	0	1	0	0	0	0	0	2	0	0	.222
2/26	Arizona State	LF	4	1	1	0	0	0	0	0	1	0	0	.226
2/28	vs. Southern Miss	LF	3	0	1	2	0	0	0	1	0	0	1	.235
3/3	vs. Ohio State	LF	3	0	0	0	0	0	0	1	3	1	0	.216
3/7	Valparaiso	DH	3	1	1	0	0	0	0	1	0	0	0	.225
3/11	Lipscomb	DH	2	0	0	0	0	0	0	1	0	0	0	.214
3/14	vs. Nicholls	PH/OF	1	1	1	0	0	0	0	0	0	0	0	.233
TOTALS			43	6	10	6	1	0	1	10	12	1	1	.233

### CAREER HITTING STATS

YEAR	AVG	GP-GS	AB	R	H	2B	3B	HR	RBI	TB	SLG%	BB	HP	SO	GDP	OB%	SF	SH
2023	.233	13-12	43	6	10	1	0	1	6	14	.326	10	0	12	1	.364	2	0
TOTAL	.233	13-12	43	6	10	1	0	1	6	14	.326	10	0	12	1	.364	2	0

# 43 LANE FORSYTHE

INF | R/R | JR. | 5-11 | 175  
HUMBOLDT, TENN. / TRINITY CHRISTIAN ACADEMY

### QUICK HITS

- 2021 College World Series All-Tournament Team
- Hit second career-home run against Arizona State (Feb. 26)
- Hitting .375 over last five games

### SINGLE GAME CAREER HIGHS

At Bats	5	vs. Samford (5/10/22)
Hits	4	vs. UAB (4/12/22)
Runs Scored	3	vs. Arkansas State (4/13/21)
Runs Batted In	3	vs. North Alabama (5/17/22)
Doubles	1	vs. Lipscomb (3/11/23)
Triples	1	vs. Missouri (4/30/22)
Home Runs	1	vs. Arizona State (2/26/23)
Walks	3	vs. Ohio State (3/3/23)
Stolen Bases	1	vs. VMI (2/19/23)

### SPECIALTY STATS

	2023	CAREER
2 Hit Game	4	16
3 Hit Game	--	5
4+ Hit Game	--	1
2 RBI Game	3	6
3 RBI Game	--	2
4+ RBI Game	--	0

### FORSYTHE'S GAME-BY-GAME HITTING STATS

DATE	OPP	POS	AB	R	H	RBI	2B	3B	HR	BB	K	SB	CS	AVG
2/17	VMI	SS	3	1	1	0	0	0	0	2	0	1	0	.333
2/18	VMI	SS	4	1	0	1	0	0	0	1	0	1	0	.143
2/19	VMI	SS	4	2	0	1	0	0	0	0	1	1	0	.091
2/21	ULM	SS	2	0	0	0	0	0	0	1	1	0	0	.077
2/22	ULM	SS	2	2	2	0	0	0	0	2	0	0	0	.200
2/24	Arizona State	SS	3	0	1	2	0	0	0	1	0	0	0	.222
2/25	Arizona State	SS	3	0	1	2	0	0	0	0	1	0	0	.238
2/26	Arizona State	SS	3	1	1	1	0	0	1	0	1	0	0	.250
2/28	vs. Southern Miss	SS	3	2	2	0	1	0	0	1	0	0	0	.296
3/3	vs. Ohio State	SS	2	1	1	2	1	0	0	3	0	0	0	.310
3/4	vs. Oklahoma	SS	4	1	1	1	0	0	0	1	1	0	0	.303
3/5	vs. California	SS	3	0	0	0	0	0	0	1	1	0	0	.278
3/7	Valparaiso	SS	2	1	1	0	0	0	0	1	1	0	1	.289
3/10	Lipscomb	SS	4	1	2	0	1	0	0	0	0	0	0	.310
3/11	Lipscomb	SS	3	0	0	0	0	0	0	0	2	0	0	.289
3/11	Lipscomb	SS	3	2	1	0	1	0	0	2	1	0	0	.292
3/14	vs. Nicholls	SS	4	0	2	0	0	0	0	1	1	1	0	.308
3/15	vs. Louisiana	SS	2	0	1	0	0	0	0	0	0	0	0	.315
TOTALS			54	15	17	10	4	0	1	17	11	4	1	.315

### CAREER HITTING STATS

YEAR	AVG	GP-GS	AB	R	H	2B	3B	HR	RBI	TB	SLG%	BB	HP	SO	GDP	OB%	SF	SH
2021	.231	59-58	186	30	43	5	0	1	21	51	.274	23	3	56	3	.321	3	3
2022	.273	48-36	110	18	30	3	1	0	12	35	.318	15	1	38	3	.359	2	0
2023	.315	18-18	54	15	17	4	0	1	10	24	.444	17	1	11	1	.486	0	2
TOTAL	.257	125-112	350	63	90	12	1	2	43	110	.314	55	5	105	7	.361	5	5



## HITTER PROFILES

# 44 HUNTER HINES

INF/OF | L/R | SO. | 6-3 | 210  
MADISON, MISS. / MADISON CENTRAL HS

### QUICK HITS

- 2022 D1 Baseball Freshman All-American
- Has homered in six of the last eight games
- Has 11 RBIs over the last five games.

### SINGLE GAME CAREER HIGHS

At Bats	6	vs. Ole Miss (4/23/22)
Hits	3	2x last vs. Arizona State (2/26/23)
Runs Scored	4	vs. Georgia (3/20/22)
Runs Batted In	4	vs. Southern (3/23/22)
Doubles	1	vs. California (3/5/23)
Triples	1	vs. Northern Kentucky (2/25/22)
Home Runs	1	vs. Vapalariso (3/7/23)
Walks	3	vs. Memphis (3/29/22)
Stolen Bases	--	

### SPECIALTY STATS

	2023	CAREER
2 Hit Game	2	14
3 Hit Game	1	7
4+ Hit Game	--	--
2 RBI Game	1	8
3 RBI Game	1	4
4+ RBI Game	--	3

### HINES' GAME-BY-GAME HITTING STATS

DATE	OPP	POS	AB	R	H	RBI	2B	3B	HR	BB	K	SB	CS	AVG
2/17	VMI	1B	3	1	0	0	0	0	0	2	0	0	0	.000
2/18	VMI	1B	6	1	1	1	0	0	1	0	1	0	0	.111
2/21	ULM	1B	4	0	1	1	0	0	0	0	0	0	0	.154
2/22	ULM	DH	3	1	0	0	0	0	0	1	0	0	0	.125
2/24	Arizona State	DH	4	1	2	0	1	0	0	1	1	0	0	.200
2/25	Arizona State	1B	3	1	0	0	0	0	0	1	1	0	0	.174
2/26	Arizona State	1B	4	2	3	3	0	0	1	0	1	0	0	.259
2/28	vs. Southern Miss	DH	3	0	0	1	0	0	0	0	1	0	0	.233
3/3	vs. Ohio State	1B	5	0	0	0	0	0	0	0	1	0	0	.200
3/4	vs. Oklahoma	DH	5	1	1	1	0	0	1	0	1	0	0	.200
3/5	vs. California	DH	5	0	1	1	1	0	0	0	1	0	0	.200
3/7	Valparaiso	1B	4	1	2	2	0	0	1	0	0	0	0	.224
3/10	Lipscomb	DH	4	1	3	4	2	0	1	0	1	0	0	.264
3/11	Lipscomb	1B	4	0	0	0	0	0	0	0	2	0	0	.246
3/11	Lipscomb	DH	5	1	1	2	0	0	1	0	2	0	0	.242
3/14	vs. Nicholls	1B	4	3	2	4	0	0	2	1	0	0	0	.258
3/15	vs. Louisiana	DH	4	0	2	1	1	0	0	0	2	0	0	.271
TOTALS			70	14	19	21	5	0	8	6	15	0	0	.271

### CAREER HITTING STATS

YEAR	AVG	GP-GS	AB	R	H	2B	3B	HR	RBI	TB	SLG%	BB	HP	SO	GDP	OB%	SF	SH
2022	.300	56-56	210	51	63	13	1	16	52	126	.600	29	4	58	4	.393	1	0
2023	.271	17-17	70	14	19	5	0	8	21	48	.686	6	1	15	0	.333	1	0
TOTAL	.293	73-73	280	65	82	18	1	24	73	174	.621	35	5	73	4	.379	2	0