



# MISSISSIPPI STATE BASEBALL

## 2021 NATIONAL CHAMPIONS

133 Seasons | 39 NCAA Tournament Appearances | 12 College World Series Appearances | 19 MLB First Round Draft Picks

### 2023 SCHEDULE & RESULTS

| February |                        | (6-3)       |             |
|----------|------------------------|-------------|-------------|
|          | TV                     | TIME        |             |
| 17       | VMI                    | SECN+       | W, 11-2     |
| 18       | VMI                    | SECN+       | L, 14-13    |
| 19       | VMI                    | SECN+       | W, 9-3      |
| 21       | ULM                    | SECN+       | L, 11-5     |
| 22       | ULM                    | SECN+       | W, 14-3     |
| 24       | ARIZONA STATE          | SECN+       | L, 13-4     |
| 25       | ARIZONA STATE          | SECN+       | W, 5-1      |
| 26       | ARIZONA STATE          | SECN+       | W, 16-3     |
| 28       | vs. Southern Miss (1)  | SECN+       | W, 10-9     |
| March    |                        | (8-5)       |             |
| 3        | vs. Ohio State (3)     | D1Baseball  | L, 8-3      |
| 4        | vs. Oklahoma (3)       | D1Baseball  | L, 15-9     |
| 5        | vs. California (3)     | D1Baseball  | W, 8-4      |
| 7        | VALPARAISO             | SECN+       | W, 12-2 (7) |
| 10       | LIPSCOMB               | SECN+       | W, 8-2      |
| 11       | LIPSCOMB               | SECN+       | W, 4-3      |
| 11       | LIPSCOMB               | SECN+       | W, 12-4     |
| 14       | vs. Nicholls State (2) | SECN+       | W, 12-4     |
| 15       | vs. Louisiana (2)      | SECN+       | W, 4-2      |
| 17       | at Kentucky *          | SECN+       | L, 6-5      |
| 18       | at Kentucky *          | SECN+       | L, 12-3     |
| 19       | at Kentucky *          | SEC Network | L, 17-3 (7) |
| 21       | ARKANSAS STATE         | SECN+       | W, 16-2     |
| 24       | VANDERBILT *           | SECN+       | 5 p.m.      |
| 25       | VANDERBILT *           | SECN+       | 2 p.m.      |
| 26       | VANDERBILT *           | SECN+       | 1 p.m.      |
| 28       | SAMFORD                | SECN+       | 6 p.m.      |
| 30       | SOUTH CAROLINA *       | SEC Network | 6 p.m.      |
| 31       | SOUTH CAROLINA *       | SECN+       | 6 p.m.      |
| April    |                        | (0-0)       |             |
| 1        | SOUTH CAROLINA *       | SECN+       | 2 p.m.      |
| 4        | GRAMBLING              | SECN+       | 6 p.m.      |
| 6        | at Alabama *           | SECN+       | 6 p.m.      |
| 7        | at Alabama *           | ESPNU       | 6 p.m.      |
| 8        | at Alabama *           | SECN+       | 5 p.m.      |
| 11       | at UAB                 | --          | 6 p.m.      |
| 14       | OLE MISS *             | SECN+       | 6 p.m.      |
| 15       | OLE MISS *             | SEC Network | 3 p.m.      |
| 16       | OLE MISS *             | SECN+       | 1 p.m.      |
| 18       | SOUTHERN               | SECN+       | 6 p.m.      |
| 21       | at Auburn *            | SECN+       | 6 p.m.      |
| 22       | at Auburn *            | SECN+       | 2 p.m.      |
| 23       | at Auburn *            | SECN+       | 1 p.m.      |
| 25       | vs. Ole Miss (1)       | --          | 6 p.m.      |
| 27       | at Tennessee *         | SEC Network | 6 p.m.      |
| 28       | at Tennessee *         | SECN+       | 5:30 p.m.   |
| 29       | at Tennessee *         | ESPNU       | 1 p.m.      |
| May      |                        | (0-0)       |             |
| 5        | ARKANSAS *             | SECN+       | 6 p.m.      |
| 6        | ARKANSAS *             | ESPNU       | 6:30 p.m.   |
| 7        | ARKANSAS *             | SECN+       | 1 p.m.      |
| 9        | MEMPHIS                | SECN+       | 6 p.m.      |
| 12       | at LSU *               | SEC Network | 7:30 p.m.   |
| 13       | at LSU *               | SECN+       | 6 p.m.      |
| 14       | at LSU *               | SECN+       | 1 p.m.      |
| 16       | NORTH ALABAMA          | SECN+       | 6 p.m.      |
| 18       | TEXAS A&M *            | SECN+       | 6 p.m.      |
| 19       | TEXAS A&M *            | SECN+       | 6 p.m.      |
| 20       | TEXAS A&M *            | SECN+       | 2 p.m.      |

All times central and subject to change

HOME GAMES IN BOLD CAPS | \* - Southeastern Conference game

(1) - Trustmark Park; Pearl, Miss. | (2) - MGM Park; Biloxi, Miss. | (3) - Riders Field; Frisco, Texas

Baseball Contact: Travis Rae | Email: TRae@athletics.msstate.edu | Twitter: @HailStateBB



### Mississippi State

**Record (SEC):** 14-8 (0-3)  
**H/A/N:** 10-3 / 0-3 / 4-2  
**Streak:** W1  
**Rankings:** Baseball America - NR, CBN - NR  
D1Baseball - NR, NCBWA - NR  
Perfect Game - NR, USA Today - NR  
**Head Coach:** Chris Lemonis  
**Record at MSU (Yrs.):** 155-75 (5th)  
**Career Record (Yrs.):** 295-166-2 (9th)  
**First Year of Baseball:** 1885  
**Program Record:** 2,795-1,636-29 (.630)

### MARCH 24-26, 2023

Mississippi State vs. Vanderbilt  
Dudy Noble Field || Starkville, Miss.

Friday: 5:00 p.m. CT  
Saturday: 2:00 p.m. CT  
Sunday: 1:00 p.m. CT

### The Rotation

#### Friday, March 24

MSU: Jurrangelo Cijntje, BHP, Fr. 3-0, 2.25 ERA, 26 SO  
VU: Carter Holton, LHP, So. 2-0, 2.39 ERA, 30 SO

#### Saturday, March 25

MSU: Landon Gartman, RHP, Jr. 1-1, 6.75 ERA, 32 SO  
VU: Hunter Owen, LHP, Jr. 2-0, 2.20 ERA, 35 SO

#### Sunday, March 26

MSU: TBD  
VU: Devin Futrell, LHP, So. 4-1, 3.05 ERA, 18 SO



### Vanderbilt

**Record (SEC):** 16-5 (3-0)  
**H/A/N:** 11-3 / 1-0 / 4-2  
**Streak:** W4  
**Rankings:** Baseball America - 5, CBN - 8  
D1Baseball - 4, NCBWA - 5  
Perfect Game - 5, USA Today - 5  
**Head Coach:** Tim Corbin  
**Record at VU (Yrs.):** 857-405-1 (21st)  
**Career Record (Yrs.):** 963-543-1 (27th)  
**First Year of Baseball:** 1886  
**Program Record:** 2,473-1,817-33 (.576)

### GAMEDAY INFORMATION

#### Mississippi State vs. Vanderbilt

Dudy Noble Field at Polk-Dement Stadium (Starkville, Miss.)

|                         | Friday                                 | Saturday                               | Sunday                                 |
|-------------------------|--|--|--|
| <b>First Pitch:</b>     | 5:02 p.m. CT                           | 2:02 p.m. CT                           | 1:02 p.m. CT                           |
| <b>TV:</b>              | --                                     | --                                     | --                                     |
| <b>Internet Stream:</b> | SECN+                                  | SECN+                                  | SECN+                                  |
| <b>Radio:</b>           | MSU Radio Network<br>(96.1 FM locally) | MSU Radio Network<br>(96.1 FM locally) | MSU Radio Network<br>(96.1 FM locally) |
| <b>Audio Stream:</b>    | HailState.com/Listen                   | HailState.com/Listen                   | HailState.com/Listen                   |

### DAWG BITES

- The Dawgs are looking at becoming just the third school in SEC history to win 1,000 Southeastern Conference contests. The only schools to accomplish this feat are Florida and LSU. Mississippi State has 988 SEC wins in program history as they enter SEC play.
- GOOD EYE: The Diamond Dawgs are finding ways to reach base this season, including drawing walks. The Bulldogs have drawn 150 base on balls this season, the fourth most in the NCAA. Seven different players have drawn ten or more walks this season. Colton Ledbetter leads the team with 28 walks this season. Luke Hancock follows with 23 walks, while Lane Forsythe is third with 21. Ledbetter ranks 3rd in the nation in walks and first in the SEC.
- Over the Dawgs last 11 games, sophomore Hunter Hines has been on a tear at the plate. Hines is hitting .432 over this span. He has recorded at least one hit in ten of the last 11 games. Besides hitting, he has an on base percentage of .458 over this span. Against Nicholls on March 14, Hines hit two home runs and had four RBIs. He followed that up at Kentucky with his second two homer game. These were his first two multi-homer games of his career. Over the 11 game span, he has 19 hits with 12 going for extra base hits. He has seven homers and five doubles over this span.
- Ross Highfill exploded in game three against Lipscomb. He drove three home runs out of the field, becoming the first Bulldog to do such since Brent Rooker did on April 8, 2017.
- The Diamond Dawgs have been racking up the strikes this season. Over the 22 games the Dawgs have played, they have tallied 249 Ks. The 249 punchouts are the sixth most in the NCAA this season. The staff ranks 10th in the country in strikeouts per nine innings as they average 11.6.
- Mississippi State is great at turning out major league talent, with 66 Diamond Dawgs reaching the highest level of the sport, but it is also great at keeping student-athletes on campus. The Dawgs returned one player, KC Hunt, who was drafted in the 12th round by the Pittsburgh Pirates in 2022.
- Mississippi State has the BEST fans in collegiate baseball, which showed during the season's first two weeks. The Dawgs averaged the most fans on opening weekend and led the nation drawing 11,127 per game. Over the first eight home games of the season, the Dawgs are averaging 11,127 per game, the most in the NCAA.
- The Bulldog's captain, Luke Hancock, was named to the 2023 Buster Posey award watch list this week, awarded to the best catcher in collegiate baseball.



## PROGRAM QUICK FACTS

### School Information

|                        |                                 |
|------------------------|---------------------------------|
| Location               | Starkville, Mississippi         |
| Founded                | 1878                            |
| Enrollment             | 23,086                          |
| President              | Dr. Mark E. Keenum              |
| Faculty Representative | Dr. Brent Fountain              |
| Director of Athletics  | Zac Selmon                      |
| Twitter                | @ZacSelmon                      |
| Affiliation            | NCAA Division I                 |
| Conference             | Southeastern - Western Division |
| Nickname               | Bulldogs                        |
| Colors                 | Maroon and White                |

### Stadium

|                  |   |
|------------------|---|
| Name             | Dudy Noble Field, Polk-DeMent Stadium                                 |
| Capacity         | 15,000+   |
| Field Dimensions | Left-330, Left Center-385,<br>Center-400, Right Center-380, Right-305 |

### 2022 Team Information

|                                  |                                |
|----------------------------------|--------------------------------|
| Overall Record (SEC)             | 26-30 (9-21)                   |
| Home / Away / Neutral            | 18-14 / 7-12 / 1-4             |
| Postseason                       | --                             |
| Lettermen Returning/Lost         | 14/19                          |
| Position Starters Returning/Lost | 5/4                            |
| Pitchers Returning/Lost          | 7/11                           |
| Newcomers                        | 27 (14 Freshmen, 13 Transfers) |

### Program Information

|                                     |                       |
|-------------------------------------|-----------------------|
| First Year of Baseball              | 1885 (133rd season)   |
| First Year in SEC                   | 1933 (Charter Member) |
| All-Time Record (Win %)             | 2,795-1,636-29 (.630) |
| All-Time SEC Record (Win %)         | 988-853-3 (.537)      |
| SEC Championships (Last)            | 11 (2016)             |
| SEC Tournament Championships (Last) | 7 (2012)              |
| NCAA Tournaments (Last)             | 39 (2021)             |
| NCAA Super Regionals (Last)         | 10 (2021)             |
| College World Series (Last)         | 12 (2021)             |
| National Championship (Last)        | 1 (2021)              |

## MEDIA INFORMATION

### BASEBALL MEDIA PORTAL

Mississippi State has created an online portal for media members covering the Bulldogs' baseball program. To access the portal, visit [hailst.at/BBMedia](http://hailst.at/BBMedia).

The Baseball Press Box Page of HailState.com will include links to media guides, quick facts, game notes, box scores, recaps, pool photography and team and staff headshots.

### PRESS BOX SERVICES

A complete NCAA box score and pertinent game facts are available to members of the working media following each game. Seats will be assigned, and masks covering the nose and mouth may be required, consistent with current university policy. A pregame meal is served in the press box approximately one hour prior to each game.

The press box is equipped with high-speed internet and telephone access. It is also set up to accommodate television and team radio/video personnel.

### RADIO BROADCASTS

Dudy Noble Field houses radio lines to support home and visitor radio broadcasts. For more information on the phone lines, please contact Travis Rae in the Communications office.

### POSTGAME INTERVIEWS

Requested MSU players, along with head coach Chris Lemonis, will be available for a postgame media session in the Omaha Room approximately 20 minutes after home games. The Mississippi State locker room and team spaces are closed to the media.

### MSU PLAYER/COACH AVAILABILITY

Players and coaches will be made available to the media upon request. Those wishing to set up an interview must contact Travis Rae via phone or email at least 48 hours prior to the desired interview time. On gameday, players and coaches are only available postgame.

In most cases, players will be available for a brief time before or after practices which are typically scheduled on weekday afternoons.

Media members are NOT permitted to contact student-athletes on their own at any time. This includes phone, email, text or through social media platforms. Student-athletes' contact information will not be given out.

### PHOTOGRAPHERS / VIDEOGRAPHERS

A limited number of photographers and videographers will be permitted to shoot in the photo wells at each end of home and visiting dugouts. Those wishing to shoot a game must request access at least 24 hours before the game.

To access the SEC's media FTP, contact [licensing@xosdigital.com](mailto:licensing@xosdigital.com).

### CONTACT INFORMATION:

#### TRAVIS RAE Baseball

|         |  |
|---------|--|
| Office  | (715) 205-0324   |
| Email   | <a href="mailto:TRAE@athletics.msstate.edu">TRAE@athletics.msstate.edu</a> |
| Twitter | @TravisRae   |





## 2023 ROSTER

### NUMERICAL

| #  | Name               | Pos.   | B/T | Ht.  | Wt. | CL./Exp. | Hometown/High School (Previous School)                  |
|----|--------------------|--------|-----|------|-----|----------|---|
| 2  | KC Hunt            | RHP    | L/R | 6-3  | 200 | Sr./Jr.  | Wyckoff, N.J./Ramapo                                    |
| 3  | David Mershon      | INF    | S/R | 5-8  | 165 | Fr./Fr.  | Taylor, S.C./Eastside                                   |
| 4  | Aaron Nixon        | RHP    | R/R | 6-0  | 210 | Jr./Jr.  | McAllen, Texas/McAllen (Texas)                          |
| 5  | Aaron Downs        | INF/OF | R/R | 6-0  | 210 | So./So.  | Pella, Iowa/Heritage Academy                            |
| 6  | Logan Forsythe     | RHP    | R/R | 6-0  | 190 | Fr./Fr.  | D'Iberville, Miss./D'Iberville                          |
| 7  | Connor Hujak       | INF/OF | R/R | 6-2  | 200 | Jr./Jr.  | Goffstown, N.H./Goffstown (VCU)                         |
| 8  | Amani Larry        | INF    | R/R | 5-11 | 190 | Jr./Jr.  | Bossier City, La./Parkway (East Central CC/New Orleans) |
| 9  | Pico Kohn          | LHP    | L/L | 6-4  | 200 | So./So.  | Verbena, Ala./Chilton County                            |
| 10 | Colton Ledbetter   | OF     | L/R | 6-2  | 205 | Jr./Jr.  | Hoover, Ala./Spain Park (Samford)                       |
| 11 | Kellum Clark       | OF     | L/R | 6-4  | 205 | Jr./Jr.  | Brandon, Miss./Brandon                                  |
| 12 | Evan Siary         | RHP    | R/R | 6-1  | 190 | Fr./Fr.  | Columbus, Miss./Starkville Academy                      |
| 13 | Nate Chester       | INF    | R/R | 6-2  | 190 | So./So.  | Kansas City, Mo./Liberty North (John A. Logan CC)       |
| 14 | Will Gibbs         | RHP    | R/R | 6-0  | 180 | Fr./Fr.  | Flowood, Miss./Jackson Prep                             |
| 15 | Cade Smith         | RHP    | L/R | 6-2  | 190 | Jr./Jr.  | Southaven, Miss./DeSoto Central                         |
| 16 | Cole Cheatham      | LHP    | L/L | 6-3  | 185 | So./So.  | Ardmore, Ala./Ardmore                                   |
| 17 | Stone Simmons      | RHP    | R/R | 6-4  | 235 | Sr./Jr.  | Houston, Texas/The Kinkaid School (Furman)              |
| 19 | Max Miller         | LHP    | L/L | 6-1  | 205 | Fr./Fr.  | Vance, Miss./Vance                                      |
| 20 | Luke Hancock       | C/INF  | L/R | 5-11 | 195 | Gr./Sr.  | Houston, Miss./Houston                                  |
| 21 | Colby Holcombe     | RHP    | R/R | 6-6  | 250 | So./So.  | Florence, Ala./Central (Northeast Mississippi CC)       |
| 22 | Ross Highfill      | C      | R/R | 6-0  | 200 | Fr./Fr.  | Madison, Miss./Madison Central                          |
| 24 | State Alford       | INF    | R/R | 6-3  | 220 | So./So.  | Madison, Ala./Bob Jones                                 |
| 25 | Nate Dohm          | RHP    | R/R | 6-4  | 210 | So./So.  | Zionsville, Ind./Zionsville (Ball State)                |
| 26 | Tyson Hardin       | RHP    | R/R | 6-2  | 185 | So./So.  | Dover, Fla./Strawberry Crest (Daytona State College)    |
| 27 | Wil Hoyle          | INF    | S/R | 5-10 | 170 | Gr./Sr.  | Durham, N.C./Jordan (Duke)                              |
| 28 | Bryce Hubbard      | C      | L/R | 5-11 | 210 | Fr./Fr.  | Norcross, Ga./Wesleyan                                  |
| 29 | Nate Williams      | RHP    | R/R | 6-3  | 230 | So./So.  | Acworth, Ga./North Cobb (Florence Darlington CC)        |
| 30 | Bradley Loftin     | LHP    | L/L | 6-3  | 197 | Fr./Fr.  | Southaven, Miss./DeSoto Central                         |
| 32 | Parker Stinnett    | RHP    | R/R | 6-2  | 190 | Sr./Jr.  | Oxford, Miss./Oxford (Northwest Mississippi CC)         |
| 33 | Von Seibert        | INF/OF | L/L | 6-4  | 245 | Sr./Jr.  | Daphne, Ala./Daphne (Pearl River CC)                    |
| 36 | Landon Gartman     | RHP    | R/R | 6-0  | 215 | Sr./Jr.  | Bogue Chitto, Miss./Enterprise (Pearl River CC/Memphis) |
| 37 | Hollis Porter      | INF/OF | L/R | 6-4  | 220 | Fr./Fr.  | Hurley, Miss./East Central                              |
| 38 | Bryce Chance       | OF     | R/R | 5-10 | 180 | So./Fr.  | Ridgeland, Miss./Madison-Ridgeland Academy              |
| 39 | Graham Yntema      | LHP    | L/L | 6-4  | 230 | So./So.  | Lilburn, Ga./Parkview (Lawson State)                    |
| 40 | Ryan Williams      | C      | S/R | 6-2  | 170 | Fr./Fr.  | Cypress, Texas/Bridgeland                               |
| 42 | Dakota Jordan      | OF     | R/R | 6-0  | 220 | Fr./Fr.  | Canton, Miss./Jackson Academy                           |
| 43 | Lane Forsythe      | INF    | R/R | 5-11 | 175 | Jr./Jr.  | Humboldt, Tenn./Trinity Christian Academy               |
| 44 | Hunter Hines       | INF/OF | L/R | 6-3  | 209 | So./So.  | Madison, Miss./Madison Central                          |
| 45 | Tyler Davis        | LHP    | L/L | 6-2  | 210 | Jr./Jr.  | Newport News, Va./Menchville (VCU)                      |
| 48 | Brooks Auger       | RHP    | R/R | 6-5  | 205 | Jr./Jr.  | Farmerville, La./Cedar Creek (Hinds CC)                 |
| 50 | Jurrangelo Cijntje | BHP    | S/S | 5-11 | 170 | Fr./Fr.  | Pembroke Pines, Fla./Chapman Catholic                   |
| 55 | Brock Tapper       | LHP    | L/L | 6-1  | 185 | Fr./Fr.  | Nesbit, Miss./DeSoto Central                            |

### COACHING / SUPPORT STAFF

Chris Lemonis - Head Coach (Fifth Season at Mississippi State, Eighth Overall; The Citadel, 1992)

Jake Gautreau - Assistant Coach (Sixth Season; Tulane, 2011)

Scott Foxhall - Assistant Coach (Fifth Season; College of Charleston, 2004)

Kyle Cheesebrough - Volunteer Assistant Coach (Fifth Season; Louisville, 2010)

Roger Rodeheaver - Director of Operations (Fifth Season; Indiana, 2010)

Blake Loper - Coordinator of Operations (Second Season; Mississippi State, 2020)

Bobby Austin - Coordinator of Player Development (Third Season; NC State, 2019)

Scott Shipman - Strength and Conditioning Coach (First Season; Augusta University, 2013)

Jason Wire - Associate Athletic Trainer (13th Season; St. Cloud State, 2006)

## ROSTER BREAKDOWN

### BY POSITION

**RHP - 14** (Auger, Dohm, Lo. Forsythe, Gartman, Gibbs, Hardin, Holcombe, Hunt, Nixon, Siary, Simmons, Smith, Stinnett, N. Williams)

**LHP - 7** (Cheatham, Davis, Kohn, Loftin, Miller, Tapper, Yntema)

**INF - 6** (Alford, Chester, La. Forsythe, Hoyle, Larry, Mershon)

**OF - 4** (Chance, Clark, Jordan, Ledbetter)

**C - 3** (Highfill, Hubbard, R. Williams)

**C/INF - 1** (Hancock)

**BHP - 1** (Cijntje)

### BY CLASS

**FRESHMEN - 13** (Cijntje, Lo. Forsythe, Gibbs, Highfill, Hubbard, Jordan, Loftin, Mershon, Miller, Porter, Siary, Tapper, R. Williams)

**SOPHOMORES - 12** (Alford, Chance, Cheatham, Chester, Dohm, Downs, Hardin, Hines, Holcombe, Kohn, N. Williams, Yntema)

**JUNIORS - 9** (Auger, Clark, Davis, La. Forsythe, Hujak, Larry, Ledbetter, Nixon, Smith)

**SENIORS - 5** (Gartman, Hunt, Seibert, Simmons, Stinnett)

**GRADUATES - 2** (Hancock, Hoyle)

### BY EXPERIENCE

**FRESHMEN - 14** (Chance, Cijntje, Lo. Forsythe, Gibbs, Highfill, Hubbard, Jordan, Loftin, Mershon, Miller, Porter, Siary, Tapper, R. Williams)

**JUNIORS - 14** (Auger, Clark, Davis, La. Forsythe, Gartman, Hujak, Hunt, Larry, Ledbetter, Nixon, Seibert, Simmons, Smith, Stinnett)

**SOPHOMORES - 11** (Alford, Cheatham, Chester, Dohm, Downs, Hardin, Hines, Holcombe, Kohn, N. Williams, Yntema)

**SENIORS - 2** (Hancock, Hoyle)

### BY STATE

**MISS. - 16** (Chance, Clark, Lo. Forsythe, Gartman, Gibbs, Hancock, Highfill, Hines, Jordan, Loftin, Miller, Porter, Siary, Smith, Stinnett, Tapper)

**ALA. - 6** (Alford, Cheatham, Holcombe, Kohn, Ledbetter, Seibert)

**GA. - 3** (Hubbard, N. Williams, Yntema)

**TEXAS - 3** (Nixon, Simmons, R. Williams)

**FLA. - 2** (Cijntje, Hardin)

**LA. - 2** (Auger, Larry)

**IND. - 1** (Dohm)

**IOWA - 1** (Downs)

**MO. - 1** (Chester)

**NEW HAMPSHIRE - 1** (Hujak)

**NEW JERSEY - 1** (Hunt)

**N. CAROLINA - 1** (Hoyle)

**S. CAROLINA - 1** (Mershon)

**TENNESSEE - 1** (La. Forsythe)

**VIRGINIA - 1** (Davis)

## PRONUNCIATION GUIDE

Jurrangelo **Cijntje** SAIN-ja

Nate **Dohm** Dome

Jake **Gautreau** Go-TRO (long o)

Connor **Hujak** hi-Zack

Pico **Kohn** Konn

Chris **Lemonis** Luh-MOE-niss

Evan **Siary** Sea-air-EE

Von **Seibert** SEE-burt

Graham **Yntema** Ein-tuh-muh





## HEAD COACH CHRIS LEMONIS

Since arriving in Starkville, Chris Lemonis has guided the Bulldogs to unparalleled success, including capturing Mississippi State's first national championship in 2021. He is the first Division I head coach to reach the College World Series in his first two full seasons as head coach of a program in the Super Regional era (since 1999).

In four seasons at MSU, Lemonis has compiled a 140-67 record (.676 winning percentage) and taken his program to two College World Series appearances during that span. In each of his two complete seasons at the helm of the Bulldogs, Lemonis has won 50-plus games, posting a 52-15 record in 2019 and a 50-18 mark in 2021. Lemonis notched his 100th win at MSU, doing so in his first 130 games. He is the fastest head coach in program history to reach the 100-win mark.

Lemonis led Mississippi State to its first ever national championship in 2021 and was named the National Coach of the Year by Baseball America following a 50-18 campaign and an impressive 10-3 showing in the NCAA Tournament. He became the fourth person picked as Baseball America's National Coach of the Year as both an assistant and head coach and received a substantial raise and long-term contract extension as a result.

The 18th head coach in the storied history of the program, a journey of nearly 40 years came full circle when he was introduced on June 25, 2018, on Anderson Plaza inside Dudy Noble Field.

Following the 2022 season, Lemonis and the Bulldogs had six players drafted in the MLB Draft, increasing his total to 25 during his time in Starkville. He has extended his streak of having a first-round pick drafted as Landon Sims went early in the 2022 MLB Draft. Not only did the Bulldogs have success in the MLB Draft, but RJ Yeager was named Third Team All-American by the ABCA, NCBWA and Collegiate Baseball Newspapers. Hunter Hines earned Freshman All-American honors by Collegiate Baseball, NCBWA and D1 Baseball.

In 2021, the Bulldogs had five players drafted from their national championship squad, while a total of 19 players have been drafted by Major League Baseball during Lemonis' time in Starkville, including at least one first rounder in each year of his tenure. For the second straight full season, the Mississippi State baseball program saw a pair of student-athletes honored as All-Americans by the American Baseball Coaches Association in Tanner Allen and Landon Sims.

In his first season at the helm of the Diamond Dawgs, Lemonis became the winningest first-year head coach in SEC history and in the process led the 2019 edition to the second-most victories in program history at 52 (54; 1989). The 40 victories over MSU's first 50 games marked the third-most in the first 50 games of a season in program history and set the tone for State's second-straight trip to the College World Series.

Lemonis became one of just three SEC head coaches to advance to the College World Series in their inaugural season in the conference, joining Jake Gibbs (Ole Miss, 1972) and fellow Diamond Dawg skipper Pat McMahon (Mississippi State, 1998).

Four Diamond Dawgs earned All-American honors during Lemonis' first season, while left-handed pitcher Ethan Small was tabbed National Pitcher of the Year (College Baseball Foundation; American Baseball Coaches Association) and right-handed pitcher JT Ginn earned the National Freshman of the Year honor (Collegiate Baseball, Perfect Game). Ginn and Small each earned specialty awards from the SEC, as well, grabbing the conference's Freshman and Pitcher of the Year, respectively.

A school-record-tying 11 Diamond Dawgs heard their names called in the 2019 Major League Baseball First Year Player Draft, including three taken in the first 10 rounds. Small became the 15th Diamond Dawg taken in the first round of the MLB Draft, while SEC career hits leader Jake Mangum (4th; New York Mets) and Colby White (6th; Tampa Bay) each went in the first 10 rounds. The 11 selections were No. 3 nationally in 2019.

Owning a head coaching record of 281-158-2, Lemonis was also a part of nearly 800 wins as an assistant coach and three trips to the College World Series. During his time at Indiana, Lemonis' teams averaged 35.3 wins per season,

including a 40-win campaign during his final season in Bloomington. He averaged 39.2 victories per year during his career in an assistant role (784 wins), bolstered by a 44.9 wins-per-season average at Louisville. The Cardinals were college baseball's winningest program during that eight-year span and made the program's first three trips to Omaha.

Lemonis not only understands what it takes to get to Omaha as a coach but also as a player. A 1992 graduate of The Citadel, Lemonis added a 1990 appearance in the College World Series as a student-athlete. The appearance makes the Bulldogs one of just three schools in Southern Conference history and only current member of the conference to advance to Omaha.

One of the top recruiters and player development coaches in the country, Lemonis has seen success at every coaching stop. After helping his alma mater, The Citadel, to five NCAA Regional appearances in 12 seasons as an assistant coach, Lemonis joined college teammate Dan McDonald's staff at Louisville and quickly turned the Cardinals into an Omaha contender.

After helping Louisville to seven postseason berths in eight years, the 2013 American Baseball Coaches Association/Baseball America Assistant Coach of the Year headed to Indiana to take his first head coaching job with the Hoosier program in 2015.

In each of his head coaching stops, Lemonis has led his team to the NCAA postseason in his first season at the helm. He helped the Hoosiers into the NCAA Tournament field during his initial season in Bloomington, before he guided Mississippi State to the College World Series in 2019 – his first season in Starkville.

Overall, Lemonis enters his 29th season as a collegiate coach in 2023, making two College World Series appearance as a head coach, taking three trips to Omaha as an assistant, earning 17 NCAA tournament berths and aiding in five 50-win seasons. His pupils have earned 35 All-America honors, 18 Freshman All-America laurels and 94 have signed professional baseball contracts, with 18 getting the call up to Major League Baseball.

Widely regarded as one of the elite recruiters and developers of talent in all of college baseball, a total of 100 student-athletes have been selected in the Major League Baseball Draft under Lemonis' watch, with 18 of those reaching the highest level of professional baseball.

Since arriving at Louisville for the 2006-07 academic year, Lemonis has been a part of 14 nationally ranked recruiting classes, including his first three classes at Mississippi State. His initial Diamond Dawgs recruiting class was tabbed as the No. 12 class nationally by Baseball America and Perfect Game, while it earned the No. 9 ranking from Collegiate Baseball Newspaper. In 2019, he and his staff brought in another top-10 ranked class, finishing as high as No. 6 by Baseball America.

Over his first four seasons in Starkville, Lemonis has tutored 20 picks in the MLB First Year Player Draft, including four first rounders and two second rounders. Sixteen of Lemonis' Indiana players were taken in the MLB Draft in his final four years in Bloomington and 14 signed professional contracts. He also recruited and coached nine of the Hoosier's school-record 10 MLB Draft choices in 2019.

Along with the second-most single-season victories (52) during the 2019 season, his team also posted the second-best 20-, 30- and 40-game starts (18-2, 25-5, 32-8) in program history. He joined Pat McMahon as the only two Diamond Dawg dugout bosses to lead the program to the College World Series in their initial campaign and his 52 wins were the most by a first-year SEC head coach in the conference's history.

Lemonis and his wife, the former Jill MacEdowney, have two daughters, Marissa and Mackenzie. The Myrtle Beach, South Carolina native earned his Bachelor of Science in physical education from The Citadel in 1992 and received his Master of Arts in sport management in 1994.

He is also no stranger to Starkville, as he resided on campus as a newborn during his father's time as a student at State. His father, Thomas, was a 1973 Mississippi State graduate with a degree in electrical engineering.

## THE LEMONIS FILE

### Personal

|                  |                              |
|------------------|------------------------------|
| <b>Hometown:</b> | Myrtle Beach, South Carolina |
| <b>Wife:</b>     | Jill                         |
| <b>Children:</b> | Marissa & Mackenzie          |
| <b>College:</b>  | The Citadel, 1992            |

### Coaching Career

|                      |                                  |
|----------------------|----------------------------------|
| <b>2019-Present:</b> | Mississippi State Head Coach     |
| <b>2015-18:</b>      | Indiana Head Coach               |
| <b>2007-14:</b>      | Louisville Assistant Coach       |
| <b>2003-06:</b>      | The Citadel Associate Head Coach |
| <b>1995-2002:</b>    | The Citadel Assistant Coach      |

### Lemonis Year-by-Year

#### As a Head Coach

| Yr.           | School            | Record           | Postseason           |
|---------------|-------------------|------------------|----------------------|
| 2015          | Indiana           | 35-24            | NCAA Regional        |
| 2016          | Indiana           | 32-24            | --                   |
| 2017          | Indiana           | 34-24-2          | NCAA Regional        |
| 2018          | Indiana           | 40-19            | NCAA Regional        |
| 2019          | Mississippi State | 52-15            | College World Series |
| 2020          | Mississippi State | 12-4             | **                   |
| 2021          | Mississippi State | 50-18            | National Champions   |
| 2022          | Mississippi State | 26-30            | --                   |
| 2023          | Mississippi State | 14-8             | --                   |
| <b>Totals</b> | <b>9th season</b> | <b>295-166-2</b> |                      |

2021 National Champions

Five NCAA Regionals

Two NCAA Super Regionals

Two NCAA College World Series

\*\* No postseason due to COVID-19

#### As an Assistant Coach

|               |                   |                |                      |
|---------------|-------------------|----------------|----------------------|
| 1995          | The Citadel       | 39-21          | NCAA Regional        |
| 1996          | The Citadel       | 33-26          | --                   |
| 1997          | The Citadel       | 37-21          | --                   |
| 1998          | The Citadel       | 37-24          | NCAA Regional        |
| 1999          | The Citadel       | 41-20          | NCAA Regional        |
| 2000          | The Citadel       | 39-20          | --                   |
| 2001          | The Citadel       | 38-24          | NCAA Regional        |
| 2002          | The Citadel       | 31-26          | --                   |
| 2003          | The Citadel       | 32-25          | --                   |
| 2004          | The Citadel       | 39-28          | NCAA Regional        |
| 2005          | The Citadel       | 25-34          | --                   |
| 2006          | The Citadel       | 34-27          | --                   |
| 2007          | Louisville        | 47-24          | College World Series |
| 2008          | Louisville        | 41-21          | NCAA Regional        |
| 2009          | Louisville        | 47-18          | NCAA Super Regional  |
| 2010          | Louisville        | 50-14          | NCAA Regional        |
| 2011          | Louisville        | 32-29          | --                   |
| 2012          | Louisville        | 41-22          | NCAA Regional        |
| 2013          | Louisville        | 51-14          | College World Series |
| 2014          | Louisville        | 50-17          | College World Series |
| <b>Totals</b> | <b>20 Seasons</b> | <b>784-455</b> |                      |

12 NCAA Regionals

Four NCAA Super Regionals

Three College World Series



## SCORECARD SUMMARIES

2023 statistics listed | Probable starters based on previous games

| Pos. | Name             | Elg. | B/T | Ht./Wt.  | Avg. | R  | H  | RBI | Notes   |
|------|------------------|------|-----|----------|------|----|----|-----|---|
| C    | Luke Hancock     | Sr.  | L/R | 5-11/195 | .328 | 21 | 21 | 20  | Team Captain; Drove in three runs on Tuesday night against Arkansas State   |
| 1B   | Hunter Hines     | So.  | L/R | 6-3/210  | .321 | 19 | 27 | 28  | Has hit safely in 11 of last 13 games; Second on team with 28 RBIs; Leads team with 10 home runs  |
| 2B   | Amani Larry      | Jr.  | R/R | 5-11/190 | .329 | 29 | 24 | 19  | Leads team with 11 stolen bases; Third in SEC by being hit by ten pitches   |
| SS   | Lane Forsythe    | Jr.  | R/R | 5-10/175 | .281 | 15 | 18 | 10  | Third on the team with walks drawn with 21; Has an on-base percentage of .465   |
| 3B   | David Mershon    | Fr.  | S/R | 5-8/180  | .294 | 4  | 5  | 0   | Earned his sixth start of the season on Tuesday night; Scored two runs in the win over Arkansas State                                   |
| LF   | Dakota Jordan    | Fr.  | R/R | 6-0/220  | .239 | 6  | 11 | 8   | Has hit safely in his last two games; Has an on base percentage of .350   |
| CF   | Colton Ledbetter | Jr.  | L/R | 6-2/220  | .360 | 21 | 27 | 29  | Leads team with 28 base on balls, the third most in the NCAA; Leads team in batting average; Collected a hit in eight of last ten games |
| RF   | Kellum Clark     | Jr.  | L/R | 6-4/205  | .276 | 23 | 21 | 16  | Picked up his seventh multi-hit game of the season on Tuesday; Is second on the team with seven home runs                               |
| DH   | Aaron Downs      | Jr.  | R/R | 6-0/210  | .375 | 4  | 5  | 1   | Earned his first start of the season on Tuesday; Scored three runs on Tuesday against Arkansas State                                    |

## TEAM STATISTICAL RANKINGS



| NCAA Category         | Rank | Rank |
|-----------------------|------|------|
| <b>Batting</b>        |      |      |
| Base on Balls         | 4    | 113  |
| Batting Average       | 54   | 164  |
| Doubles               | 70   | 104  |
| Doubles Per Game      | 117  | 137  |
| Hit By Pitch          | 100  | 60   |
| Hits                  | 36   | 117  |
| Home Runs             | 24   | 65   |
| Home Runs Per Game    | 28   | 79   |
| On Base Percentage    | 20   | 156  |
| Runs Scored           | 25   | 102  |
| Sacrifice Bunts       | 87   | 165  |
| Sacrifice Flies       | 2    | 42   |
| Scoring               | 36   | 124  |
| Slugging Percentage   | 37   | 98   |
| Stolen Bases          | 47   | 60   |
| Stolen Bases Per Game | 69   | 74   |
| Triples               | 220  | 35   |
| Triples Per Game      | 256  | 45   |

|                          |     |    |
|--------------------------|-----|----|
| <b>Pitching</b>          |     |    |
| Earned Run Average       | 111 | 10 |
| Hit Batters              | 113 | 60 |
| Hits Allowed Per 9 Inn.  | 37  | 65 |
| Shutouts                 | --  | 4  |
| Strikeout-to-Walk Ratio  | 155 | 23 |
| Strikeouts Per 9 Innings | 10  | 19 |
| WHIP                     | 148 | 8  |
| Walks Allowed Per 9 Inn. | 263 | 50 |

|                       |     |    |
|-----------------------|-----|----|
| <b>Miscellaneous</b>  |     |    |
| Double Plays Turned   | 248 | 26 |
| Double Plays Per Game | 265 | 48 |
| Fielding Percentage   | 212 | 34 |
| Triple Plays          | --  | -- |
| W-L Percentage        | 77  | 22 |

National statistical rankings listed above will be updated prior to each weekend series and midweek games.

## PITCHING PROBABLES

\* - Game started



50 | Jurrangel Cijntje | Fr. | BHP

### Quick Stats

|        | W-L | ERA  | BAA  | IP   | SO/BB |
|--------|-----|------|------|------|-------|
| 2023   | 3-0 | 2.25 | .117 | 20.0 | 26/13 |
| Career | 3-0 | 2.25 | .117 | 20.0 | 26/13 |

### Last Three Appearances

|  |              |        |
|--|--------------|--------|
| 3/17/23                                | at Kentucky* | L, 6-5 |
| 5.0 IP, 2 H, 4 R, 4 ER, 5 BB, 6 K (ND) |              |        |
| 3/10/23                                | Lipscomb*    | W, 8-2 |
| 6.0 IP, 1 H, 1 R, 1 ER, 5 BB, 8 K (W)  |              |        |
| 3/3/23                                 | Ohio State*  | L, 8-3 |
| 4.0 IP, 1 H, 1 R, 0 ER, 2 BB, 4 K (ND) |              |        |



36 | Landon Gartman | Jr. | RHP

### Quick Stats

|        | W-L | ERA  | BAA  | IP    | SO/BB  |
|--------|-----|------|------|-------|--------|
| 2023   | 1-1 | 6.75 | .209 | 24.0  | 32/14  |
| Career | 8-3 | 4.25 | .183 | 110.0 | 126/43 |

### Last Three Appearances

|  |              |         |
|--|--------------|---------|
| 3/18/23                                | at Kentucky* | L, 12-3 |
| 4.0 IP, 3 H, 8 R, 7 ER, 4 BB, 7 K (L)  |              |         |
| 3/11/23                                | Lipscomb*    | W, 4-3  |
| 6.0 IP, 3 H, 2 R, 2 ER, 2 BB, 6 K (ND) |              |         |
| 3/5/23                                 | California*  | W, 8-4  |
| 4.0 IP, 3 H, 4 R, 4 ER, 4 BB, 4 K (ND) |              |         |

TBD

## CAREER SITUATIONAL STATISTICS

### Runners On Base (H-AB)

| Name              | '19 & '20 | '21    | '22    | '23   | Total           | Avg.        |
|-------------------|-----------|--------|--------|-------|-----------------|-------------|
| Alford, Sltate    | --        | --     | 6-16   | 4-37  | 10-53           | .188        |
| Chance, Bryce     | --        | --     | --     | 16-40 | 16-40           | .400        |
| Chester, Nate     | --        | --     | --     | 2-3   | 2-3             | .667        |
| Clark, Kellum     | --        | 12-51  | 23-87  | 9-33  | 44-171          | .257        |
| Downs, Aaron      | --        | --     | 2-14   | 2-5   | 4-19            | .210        |
| Forsythe, Lane    | --        | 24-86  | 16-58  | 11-36 | 51-180          | .283        |
| Hancock, Luke     | 12-36     | 39-121 | 27-97  | 12-41 | 90-295          | .305        |
| Highfill, Ross    | --        | --     | --     | 6-25  | 6-25            | .240        |
| Hines, Hunter     | --        | --     | 40-112 | 18-42 | 58-154          | .376        |
| Hoyle, Wil        | --        | --     | --     | 1-6   | 1-6             | .166        |
| Hubbard, Bryce    | --        | --     | --     | 0-1   | 0-1             | .000        |
| Hujsak, Conner    | --        | --     | --     | 1-10  | 1-10            | .100        |
| Jordan, Dakota    | --        | --     | --     | 6-31  | 6-31            | .194        |
| Larry, Amani      | --        | --     | --     | 11-33 | 11-33           | .333        |
| Ledbetter, Colton | --        | --     | --     | 21-47 | 21-47           | .446        |
| Mershon, David    | --        | --     | --     | 2-11  | 2-11            | .181        |
| Seibert, Von      | --        | --     | 7-21   | 1-2   | 8-23            | .347        |
| <b>TOTAL</b>      |           |        |        |       | <b>331-1102</b> | <b>.300</b> |

### Runners in Scoring Position (H-AB)

| Name              | '19 & '20 | '21   | '22   | '23   | Total          | Avg.        |
|-------------------|-----------|-------|-------|-------|----------------|-------------|
| Alford, Sltate    | --        | --    | 3-11  | 3-25  | 6-36           | .166        |
| Chance, Bryce     | --        | --    | --    | 12-25 | 12-25          | .480        |
| Chester, Nate     | --        | --    | --    | 1-2   | 1-2            | .500        |
| Clark, Kellum     | --        | 6-31  | 16-56 | 6-19  | 28-106         | .264        |
| Downs, Aaron      | --        | --    | 1-8   | 1-2   | 2-10           | .200        |
| Forsythe, Lane    | --        | 16-60 | 10-44 | 7-17  | 33-121         | .272        |
| Hancock, Luke     | 10-24     | 28-87 | 16-65 | 5-24  | 59-200         | .295        |
| Highfill, Ross    | --        | --    | --    | 4-15  | 4-15           | .266        |
| Hines, Hunter     | --        | --    | 20-60 | 8-25  | 28-85          | .329        |
| Hoyle, Wil        | --        | --    | --    | 1-4   | 1-4            | .250        |
| Hubbard, Bryce    | --        | --    | --    | 0-1   | 0-1            | .000        |
| Hujsak, Connor    | --        | --    | --    | 1-7   | 1-7            | .143        |
| Jordan, Dakota    | --        | --    | --    | 3-20  | 3-20           | .150        |
| Larry, Amani      | --        | --    | --    | 8-17  | 8-17           | .470        |
| Ledbetter, Colton | --        | --    | --    | 15-30 | 15-30          | .500        |
| Mershon, David    | --        | --    | --    | 1-7   | 1-7            | .143        |
| Seibert, Von      | --        | --    | 5-10  | 0-1   | 5-11           | .455        |
| <b>TOTAL</b>      |           |       |       |       | <b>207-697</b> | <b>.297</b> |



## MSU RECORD WHEN...

|                                     | OVERALL | SEC |
|-------------------------------------|---------|-----|
| Overall                             | 14-8    | 0-3 |
| vs. Top-5 Teams                     | 0-0     | 0-0 |
| vs. Top-10 Teams                    | 0-0     | 0-0 |
| vs. Top-25 Teams                    | 0-0     | 0-0 |
| Non-Conference                      | 14-5    | 0-0 |
| SEC                                 | 0-3     | 0-3 |
| SEC East                            | 0-3     | 0-3 |
| SEC West                            | 0-0     | 0-0 |
| At Home                             | 10-3    | 0-0 |
| On the Road                         | 0-3     | 0-3 |
| At Neutral Sites                    | 4-2     | 0-0 |
| In Day Games                        | 7-6     | 0-2 |
| In Night Games                      | 7-2     | 0-1 |
| vs. Teams .500 Or Better            | 10-6    | 0-3 |
| vs. Teams Worse Than .500           | 4-2     | 0-0 |
| vs. Left-Handed Starter             | 6-5     | 0-1 |
| vs. Right-Handed Starter            | 8-3     | 0-2 |
| When Starter Receives Decision      | 8-5     | 0-2 |
| When Reliever Receives Decision     | 6-3     | 0-1 |
| When Starter Goes 5+ Innings        | 8-1     | 0-1 |
| When Starter Goes <5 Innings        | 6-7     | 0-2 |
| When Scoring First                  | 6-1     | 0-1 |
| When Opponent Scores First          | 8-7     | 0-2 |
| When Leading After 6 Innings        | 12-2    | 0-1 |
| When Trailing After 6 Innings       | 1-6     | 0-2 |
| When Tied After 6 Innings           | 1-0     | 0-0 |
| When Leading After 8 Innings        | 12-0    | 0-0 |
| When Trailing After 8 Innings       | 0-6     | 0-1 |
| When Tied After 8 Innings           | 1-1     | 0-1 |
| In One-Run Games                    | 2-2     | 0-1 |
| In Two-Run Games                    | 1-0     | 0-0 |
| In 5+ Run Games                     | 9-6     | 0-2 |
| Weekend Series W-L-T                | 3-1     | 0-1 |
| Series Sweeps/Times Swept           | 1/1     | 0/1 |
| When Scoring 0-2 Runs               | 0-0     | 0-0 |
| When Scoring 3-5 Runs               | 3-6     | 0-3 |
| When Scoring 6-9 Runs               | 3-1     | 0-0 |
| When Scoring 10+ Runs               | 8-1     | 0-0 |
| Shutouts/Times Shut Out             | 0/0     | 0/0 |
| In Extra Innings                    | 0-1     | 0-1 |
| When Opponent Scores 4 Runs Or Less | 13-0    | 0-0 |
| When Opponent Scores 5 Runs Or More | 1-8     | 0-3 |
| When Out-Hitting Opponent           | 13-2    | 0-1 |
| When Out-Hit by Opponent            | 1-6     | 0-2 |
| When Hits Are Equal                 | 0-0     | 0-0 |
| When Hitting A Home Run             | 12-6    | 0-3 |
| When Opponent Hits A Home Run       | 1-2     | 0-0 |
| When Errorless                      | 6-1     | 0-1 |
| When Committing One Error           | 3-4     | 0-2 |
| When Committing 2+ Errors           | 5-3     | 0-0 |
| When Opponent is Errorless          | 4-1     | 0-0 |
| When Opponent Commits One Error     | 5-1     | 0-1 |
| When Opponent Commits 2+ Errors     | 5-6     | 0-2 |
| Game 1 of Weekend                   | 2-3     | 0-1 |
| Game 2 of Weekend                   | 2-3     | 0-1 |
| Game 3 of Weekend                   | 4-1     | 0-1 |
| Monday                              | 0-0     | 0-0 |
| Tuesday                             | 4-1     | 0-0 |
| Wednesday                           | 2-0     | 0-0 |
| Thursday                            | 0-0     | 0-0 |
| Friday                              | 2-3     | 0-1 |
| Saturday                            | 3-3     | 0-1 |
| Sunday                              | 3-1     | 0-1 |

## GOOD EYE

- The Diamond Dawgs are finding ways to reach base this season, including drawing walks. The Bulldogs have drawn 150 base on balls this season, the fourth most in the NCAA.
- Seven different players have drawn ten or more walks this season.
- Colton Ledbetter leads the team with 28 walks this season. Luke Hancock follows with 23 walks, while Lane Forsythe is third with 21. Ledbetter ranks 3rd in the nation in walks and first in the SEC. He is five walks behind the nations leader, Bryce Madron of Oklahoma.
- As a team, the Dawgs have 15 players who have drawn a walk.
- This season, MSU has five games with 10 or more walks. The Dawgs drew a season-high 12 walks against Valparaiso.
- Dakota Jordan, Ledbetter and Forsythe have drawn three walks in games this season, the most by a single player on the team.

## HINES HEATING UP

- Over the Dawgs last 11 games, sophomore Hunter Hines has been on a tear at the plate. Hines is hitting .432 over this span.
- He has recorded at least one hit in ten of the last 11 games. Besides hitting, he has an on base percentage of .458 over this span.
- Against Nicholls on March 14, Hines hit two home runs and had four RBIs. He followed that up at Kentucky with his second two homer game. These were his first two multi-homer games of his career.
- Over the 11 game span, he has 19 hits with 12 going for extra base hits. He has seven homers and five doubles over this span.
- His numbers are even more impressive over the last five games. He is hitting .556 with two home runs and eight RBIs over the Dawgs last five games.
- Over the last five games, Hines has a slugging percentage of 1.000 and an on base percentage of .571.
- Hines leads the team with ten home runs this season and has 26 homers over his career at Mississippi State.
- He is currently on a seven game hitting streak and has RBIs in six of the last seven games.

## SHOWING OFF THE POWER

- Since March 4, the Dawgs have been showing off their power. Over this span, MSU has hit 21 homers over the 12 games.
- They have hit 36 home runs this year, including a four homer game against Lipscomb to close out the series.
- The 36 home runs this season are the 24th most in the NCAA.
- The Dawgs have hit a home run in 18 of 22 games this season, including hit a homer in each of the last four games and 11 of the last 12 games.
- Eleven different players have hit a homer this season.
- Hunter Hines leads the team with ten bombs, while Kellum Clark follows with seven.
- Last week, Hines had two games were he hit two home runs in. He had a multi-homer game against Nicholls and another at Kentucky.
- Against Lipscomb, freshman Ross Highfill hit three homers for the Dawgs. He is the first player since Brent Rooker did this on April 8, 2017 against Kentucky.
- Clark closed out the first game of the double-

header with a walk off home run, the first for the Dawgs during the 2023 season. This was also the first walk off homer since March 25, 2022 when RJ Yeager walked off Alabama.

## RACKING UP THE STRIKEOUTS

- The Diamond Dawgs have been racking up the strikes this season. Over the 22 games the Dawgs have played, they have tallied 249 Ks.
- The 249 punchouts are the sixth most in the NCAA this season.
- The staff ranks 10th in the country in strikeouts per nine innings as they average 11.6.
- Four pitchers have 20 or more punchouts this season, Bradley Loftin (39), Landon Gartman (32), Jurrangelo Cijntje (26) and Nate Dohm (23).
- Every pitcher who has thrown for the Dawgs this season has tallied at least one strikeout.
- The Dawgs pitching staff has tallied 10 or more strikeouts in 17 games this season. Against the Red Wolves, the Dawgs pitching staff went for 14 Ks with Loftin leading the way with nine.

## CHASING 1,000 SEC WINS

- The Dawgs are looking at becoming just the third school in SEC history to win 1,000 Southeastern Conference contests. The only schools to accomplish this feat are Florida and LSU.
- Mississippi State has 988 SEC wins in program history as they host Vanderbilt in SEC play this weekend.
- Following closely behind MSU is Alabama, who has 984 SEC wins.

## LARRY GETTING ON BASE

- Since getting to New Orleans last season, Amani Larry has found ways to get on base. That has not change since he got to Mississippi State.
- Over his two years at a NCAA Division I program, Larry has the ninth highest active on base percentage. Over those two years, he has an on base percentage of .482.
- During the 2023 season, Larry has an on base percentage of .495.

## FREE SHIRTS!

- Since his arrival at MSU, head coach Chris Lemonis has handed out a shirt to signify the top performance of each victory. Each shirt is numbered by victory and here is who they've went to:

### Game Student-Athlete, Position (# in 2023)

|    |                |                             |
|----|----------------|-----------------------------|
| 1  | VMI            | Amani Larry, IF (1)         |
| 2  | VMI            | Landon Gartman, RHP (1)     |
| 3  | ULM            | Jurrangelo Cijntje, RHP (1) |
| 4  | Arizona State  | Graham Yntema, LHP (1)      |
| 5  | Arizona State  | Colton Ledbetter, OF (1)    |
| 6  | Southern Miss  | Nate Dohm, RHP (1)          |
| 7  | Cal            | Nate Dohm, RHP (2)          |
| 8  | Valparaiso     | Bradley Loftin (1)          |
| 9  | Lipscomb       | Jurrangelo Cijntje, RHP (2) |
| 10 | Lipscomb       | Kellum Clark, OF (1)        |
| 11 | Lipscomb       | Ross Highfill, C (1)        |
| 12 | Nicholls       | Hunter Hines, IF, (1)       |
| 13 | Louisiana      | Colby Holcombe, RHP (1)     |
| 14 | Arkansas State | Bradley Loftin (2)          |



### CHASING 300

- Head Coach Chris Lemonis is closing in on 300 wins as a head coach.
- Lemonis currently has 295 wins as a head coach. He has been a head coach at Indiana and here.

### BEST FANS IN THE LAND

- Mississippi State has the **BEST** fans in college baseball, which showed during the season's first two weeks. The Dawgs averaged the most fans on opening weekend and led the nation drawing 11,127 per game.
- The Dawgs are averaging 10,905 per game, the most in the NCAA.
- The SEC holds the top four spots for average attendance this season.
- On Feb. 25 against Arizona State, the Dawgs drew the 7th largest crowd in NCAA history for an on-campus facility. The Dawgs and Sun Devils drew 14,320.
- The Dawgs hold the top 11 marks in NCAA history for NCAA on-campus facilities. Dudy Noble Field holds 22 of the 25 largest crowds in NCAA history.
- After drawing over 30,000 fans on opening weekend, MSU drew over 34,000 for the three-game set against Arizona State. Against the Sun Devils, the Dawgs drew more than 11,000 for each game.

### BIG LEAGUE TALENT

- Mississippi State is great at turning out major league talent, with 66 Diamond Dawgs reaching the highest level of the sport, but it is also great at keeping student-athletes on campus.
- The Dawgs returned one player, KC Hunt, who was drafted in the 12th round by the Pittsburgh Pirates in 2022.
- The 2022 MLB Draft saw three Diamond Dawgs Landon Sims get drafted in the competitive balance round of the draft. He is the 19th member of the MSU baseball team to get drafted in the first round.
- The Dawgs had six players drafted in the 2022 draft with Sims being the first player picked. Logan Tanner was drafted in the second round of the draft by the Cincinnati Reds and is the highest drafted catcher in program history.
- Preston Johnson (Round 7; Baltimore), KC Hunt (Round 12; Pittsburgh), Jackson Fristoe (Round 12; New York (AL)) and Kamren James (Round 16; Tampa Bay) were all drafted.
- Over the last two drafts (2021-22) the Dawgs have seen 11 players get drafted. In 2021, Will Bednar was drafted 14th overall by the San Francisco Giants.

### UNI WATCH

- The old age states, "look good, feel good." And, when you feel good you usually preform well. Below is a list of how MSU fared in each of its uniforms over this season:

| Uniform            | 2023 |
|--------------------|------|
| Black Script State | 3-1  |
| White Script State | 1-2  |
| Maroon '85s        | 2-3  |
| White '85s         | 3-1  |
| Cream Script State | 0-0  |
| White Pinstripes   | 5-0  |
| Grey Script State  | 0-1  |
| Grey Pinstripes    | 0-0  |

### DAWGS STEALING BASES

- The Dawgs have been stealing bases this season and have the third most stolen bases in the SEC with 34.
- Amani Larry and Colton Ledbetter have 11 and 10 stolen bases to lead the team.
- Eight different players have stolen a base this season.
- The Dawgs are 10 stolen bases behind the total stolen bases from the 2022 season.

### THE DUDE EFFECT

- It's been written about. It's been Tweeted about. It's been talked about. It's what has become known as The Dude Effect. If anyone had forgotten or doubted that the best home-field advantage in all of college baseball is inside the confines of Mississippi State's Dudy Noble Field. Opponents don't simply have to defeat the Diamond Dawgs. Visitors have to conquer the cowbell-crazed home crowd as well.
- Winning at home has been challenging for opponents when coming to The Dude. Since 1967, the Diamond Dawgs have had a 72.9 winning percentage when playing at home.
- Fans come and fill the stadium as 93 games have had crowds of 10,000 fans. Ten of those games came during the 2022 season.
- The Dude holds the NCAA On-Campus Attendance Record as it saw 15,586 fans in the stadium when the Diamond Dawgs took on Ole Miss on April 12, 2014.
- The Diamond Dawgs have won 1,242 games at the Dude.
- Under Head Coach Chris Lemonis, the Dawgs are 103-31 (76.8%) at Dudy Noble Field.
- Coach Lemonis has guided the Dawgs to two seasons of 30 or more wins.

### OMADAWGS

- Did you know that the Diamond Dawgs are one of three programs in NCAA History and the only Southeastern Conference program to play in the NCAA Men's College World Series in six-straight decades.
- The Dawgs join Texas and Florida State as the only teams that have been to an MCWS for six decades.
- Mississippi State has advanced to Omaha 12 times in program history, with three appearances coming since 2018.
- The Omadawgs have one national championship (2021), a runner-up finish, and two third-place finishes in program history.
- - The Dawgs have advanced to the MCWS in the 1970s, 1980s, 1990s, 2000s, 2010s, and 2020s. MSU went to the MCWS in 1971, 1979, 1981, 1985, 1990, 1997, 1998, 2007, 2013, 2018, 2019, and 2021.

## MISC. HITTING STATS

### 2023 MULTI-HIT GAMES

| PLAYER           | 2         | 3         | 4        | 5+       | TOTAL     |
|------------------|-----------|-----------|----------|----------|-----------|
| Hunter Hines     | 6         | 3         | -        | -        | 9         |
| Amani Larry      | 6         | 1         | 1        | -        | 8         |
| Luke Hancock     | 6         | 1         | -        | -        | 7         |
| Kellum Clark     | 6         | 1         | -        | -        | 7         |
| Colton Ledbetter | 3         | 2         | 1        | -        | 6         |
| Bryce Chance     | 3         | 3         | -        | -        | 6         |
| Lane Forsythe    | 4         | -         | -        | -        | 4         |
| State Alford     | 3         | 1         | -        | -        | 4         |
| Ross Highfill    | 1         | 2         | -        | -        | 3         |
| David Mershon    | 2         | -         | -        | -        | 2         |
| <b>TOTAL</b>     | <b>40</b> | <b>14</b> | <b>2</b> | <b>0</b> | <b>56</b> |

### 2023 MULTI-RBI GAMES

| PLAYER           | 2         | 3        | 4         | 5+       | TOTAL     |
|------------------|-----------|----------|-----------|----------|-----------|
| Hunter Hines     | 2         | 3        | 2         | -        | 7         |
| Colton Ledbetter | 2         | 1        | 3         | 1        | 7         |
| Bryce Chance     | 4         | 1        | 1         | -        | 6         |
| Luke Hancock     | 3         | 1        | 1         | -        | 5         |
| Kellum Clark     | 4         | 1        | -         | -        | 5         |
| Ross Highfill    | 3         | -        | 1         | -        | 4         |
| Lane Forsythe    | 3         | -        | -         | -        | 3         |
| Amani Larry      | 1         | -        | 2         | -        | 3         |
| Dakota Jordan    | 2         | 1        | -         | -        | 3         |
| State Alford     | 2         | -        | -         | -        | 2         |
| <b>TOTAL</b>     | <b>26</b> | <b>8</b> | <b>10</b> | <b>1</b> | <b>45</b> |

### HITTING STREAKS

| PLAYER           | SEASON | CURRENT | CAREER |
|------------------|--------|---------|--------|
| Hunter Hines     | 7      | 7       | 12     |
| Colton Ledbetter | 5      | 1       | 10*    |
| Luke Hancock     | 4      | 1       | 9      |
| Connor Hujak     | 2      | 1       | 8*     |
| Wil Hoyle        | 1      | --      | 7*     |
| Lane Forsythe    | 7      | 1       | 7      |
| Kellum Clark     | 3      | 2       | 9      |
| Bryce Chance     | 5      | 1       | 5      |
| Dakota Jordan    | 5      | 2       | 5      |
| Amani Larry      | 3      | --      | 3      |
| Aaron Downs      | 2      | 1       | 2      |
| State Alford     | 3      | --      | 3      |
| Von Seibert      | 1      | 1       | 2      |
| Ross Highfill    | 6      | 1       | 6      |
| Nate Chester     | 2      | 1       | 2      |
| David Mershon    | 1      | 1       | 1      |

\* - indicates streaks from previous school



## STATE TO THE SHOW

### Diamond Dawgs Playing in Major League Baseball

| Name (Yrs. at MSU)         | Pos. | Organization        |
|----------------------------|------|---------------------|
| Adam Frazier (2011-13)     | IF   | Baltimore Orioles   |
| Kendall Graveman (2010-13) | RHP  | Chicago White Sox   |
| Nathaniel Lowe (2016)      | IF   | Texas Rangers       |
| Hunter Renfroe (2011-13)   | OF   | Los Angeles Angels  |
| Brent Rooker (2014-17)     | OF   | Oakland Athletics   |
| Chris Stratton (2010-12)   | RHP  | St. Louis Cardinals |
| Brandon Woodruff (2012-14) | RHP  | Milwaukee Brewers   |

### Diamond Dawgs in Minor League Baseball

| Name (Yrs. at MSU)          | Pos. | Organization (Level)      |
|-----------------------------|------|---------------------------|
| Tanner Allen (2018-21)      | OF   | Miami Marlins (A)         |
| Trysten Barlow (2017-19)    | LHP  | Colorado Rockies (A)      |
| Will Bednar (2020-21)       | RHP  | San Francisco Giants (A)  |
| Eric Cerantola (2019-21)    | RHP  | Kansas City Royals (A)    |
| Gavin Collins (2014-16)     | IF   | Tampa Bay Rays (AAA)      |
| Brad Cumbest (2019-22)      | OF   | Colorado Rockies (R+)     |
| Justin Foscue (2018-20)     | IF   | Texas Rangers (AA)        |
| J.P. France (2018)          | RHP  | Houston Astros (AAA)      |
| Jackson Fristoe (2021-22)   | RHP  | New York Yankees (R+)     |
| J.T. Ginn (2019-20)         | RHP  | Oakland Athletics (AA)    |
| Cole Gordon (2016-19)       | RHP  | New York Mets (AAA)       |
| Houston Harding (2020-21)   | LHP  | Los Angeles Angels (A)    |
| Jonathan Holder (2010-13)   | RHP  | Los Angeles Angels (AAA)  |
| Zac Houston (2014-16)       | RHP  | New York Yankees (AAA)    |
| Dakota Hudson (2014-16)     | RHP  | St. Louis Cardinals (AAA) |
| Kamren James (2020-22)      | IF   | Tampa Bay Rays (R+)       |
| Keegan James (2016, 18-19)  | RHP  | Colorado Rockies (R+)     |
| Preston Johnson (2021-22)   | RHP  | Baltimore Orioles (R+)    |
| Rowdey Jordan (2018-21)     | OF   | New York Mets (AA)        |
| Christian MacLeod (2020-21) | LHP  | Minnesota Twins (A)       |
| Jake Mangum (2016-19)       | OF   | Miami Marlins (AAA)       |
| Zach Neff (2018)            | LHP  | Minnesota Twins (AA)      |
| Konnor Pilkington (2016-18) | LHP  | Cleveland Guardians (AAA) |
| Peyton Plumlee (2017, 19)   | RHP  | Houston Astros (A)        |
| Landon Sims (2020-22)       | RHP  | Arizona Diamondbacks (R+) |
| Ethan Small (2016, 18-19)   | LHP  | Milwaukee Brewers (AAA)   |
| Hunter Stovall (2016-18)    | IF   | Colorado Rockies (AA)     |
| Logan Tanner (2020-22)      | C    | Cincinnati Reds (A)       |
| Andrew Walling (2022)       | P    | Philadelphia Phillies (A) |
| Jordan Westburg (2018-20)   | IF   | Baltimore Orioles (AAA)   |
| Colby White (2019)          | RHP  | Tampa Bay Rays (AAA)      |
| RJ Yeager (2022)            | IF   | St. Louis Cardinals (A)   |

### Diamond Dawgs Coaching in Professional Baseball

| Name (Yrs. at MSU)      | Organization   | Team (Level)        |
|-------------------------|----------------|---------------------|
| Chris Maloney (1982-83) | Atlanta Braves | Mississippi (AA)    |
| Buck Showalter (1977)   | New York Mets  | New York Mets (MLB) |
| Chris Young (2000-02)   | Chicago Cubs   | Chicago Cubs (MLB)  |

### Diamond Dawgs Working in Professional Baseball

| Name (Yrs. at MSU)      | Organization         | Role              |
|-------------------------|----------------------|-------------------|
| Jeff Brantley (1982-85) | Cincinnati Reds      | Broadcaster       |
| Will Clark (1983-85)    | San Francisco Giants | Special Assistant |

## THE LAST TIME...

# - SEC Tournament | % - NCAA Regional | ^ - NCAA Super Regional | \$ - College World Series

### A MISSISSIPPI STATE TEAM...

|   |  |
|---|--|
| Won 15+ Consecutive Games . . . . .                       | 17 - February 15-March 8, 2013   |
| Won 10+ Consecutive Games . . . . .                       | 14 - February 23-March 16, 2019  |
| Won 10+ Consecutive SEC Games . . . . .                   | 12 - April 30-May 25, 2016   |
| Won 5+ Consecutive SEC Games . . . . .                    | 5 - April 30-May 8, 2021   |
| Lost 5+ Consecutive Games . . . . .                       | 9 - April 30-May 15, 2022  |
| Lost 5+ Consecutive SEC Games . . . . .                   | 11 - April 30-May 21, 2022   |
| Swept a Three-Game Series . . . . .                       | Lipscomb; March 10-12, 2023  |
| at Home . . . . .   | Lipscomb; March 10-12, 2023  |
| on The Road . . . . .                                     | at Alabama; May 20-22, 2021  |
| Swept a Non-Conference Three-Game Series . . . . .        | Lipscomb; March 10-12, 2023  |
| at Home . . . . .   | Lipscomb; March 10-12, 2023  |
| on The Road . . . . .                                     | at Hawaii-Hilo; 1985   |
| Swept a Three-Game SEC Series . . . . .                   | at Alabama; May 20-22, 2021  |
| at Home . . . . .   | Texas A&M; April 30-May 2, 2021  |
| on The Road . . . . .                                     | at Alabama; May 20-22, 2021  |
| Was Swept in a Three-Game Series . . . . .                | at Kentucky, March 17-19, 2023   |
| at Home . . . . .   | Tennessee; May 19-21, 2022   |
| on The Road . . . . .                                     | at Kentucky, March 17-19, 2023   |
| Was Swept in a Three-Game Non-Conference Series . . . . . | at Southern Miss; February 16-18, 2018                                   |
| at Home . . . . .   | Southeastern Louisiana; February 26-28, 2010                             |
| on The Road . . . . .                                     | at Southern Miss; February 16-18, 2018                                   |
| Was Swept in a Three-Game SEC Series . . . . .            | at Kentucky, March 17-19, 2023   |
| at Home . . . . .   | Tennessee; May 19-21, 2022   |
| on The Road . . . . .                                     | at Kentucky, March 17-19, 2023   |
| Played An Extra-Inning Game . . . . .                     | L, 6-5 (10 Innings) - at Kentucky, March 17, 2023                        |
| Won An Extra-Inning Game . . . . .                        | W, 7-6 (11 innings) - at Ole Miss; April 23, 2022                        |
| Lost An Extra-Inning Game . . . . .                       | L, 6-5 (10 innings) - at Kentucky, March 17, 2023                        |
| Played Consecutive Extra-Inning Games . . . . .           | May 4-5, 2018; at Alabama, W, 14-12 (10 innings) and L, 3-4 (10 innings) |
| Won Consecutive Games in Extra-Inning . . . . .           | May 10-11, 2014; Tennessee, W, 1-0 (10 innings) and W, 4-3 (12 innings)  |
| Won on a Walk-Off . . . . .                               | W, 4-3 - Lipscomb; March 11, 2023  |
| Kellum Clark home run in the 9th inning                   |  |
| Won Consecutive Games Via A Walk-Off . . . . .            | April 12 & 14, 2022; UAB, W, 6-5 and Auburn W, 7-6                       |
| Kamren James RBI sac fly in the tenth inning (UAB)        |  |
| Luke Hancock RBI walk in the ninth inning (Auburn)        |  |

### A MISSISSIPPI STATE OFFENSE...

|  |   |
|--|---|
| Scored 30+ Runs . . . . .                    | 32 - Jackson State; April 29, 1988  |
| Scored 25+ Runs . . . . .                    | 27 - Alcorn State; April 20, 2010   |
| Scored 20+ Runs . . . . .                    | 20 - at Georgia; March 20, 2022   |
| Scored 15+ Runs . . . . .                    | 16 - Arkansas State; March 21, 2023   |
| Scored 10+ Runs In An Inning . . . . .       | 12 - Arkansas State (8th); April 13, 2021   |
| Scored 9+ Runs In An Inning . . . . .        | 9 - vs. Texas Tech (4th); March 8, 2022   |
| Scored 8+ Runs In An Inning . . . . .        | 8 - VMI (1st); Feb. 18, 2023  |
| Had 30+ Hits . . . . .                       | 30 - Kentucky; April 30, 1989   |
| Had 25+ Hits . . . . .                       | 26 - Little Rock; February 28, 1999   |
| Had 20+ Hits . . . . .                       | 20 - Missouri; April 29, 2022   |
| Had 20+ Hits in Back-to-Back Games . . . . . | Auburn (20, 21); March 23-24, 2019  |
| Had 6+ Home Runs . . . . .                   | 6 - UT Martin; April 5, 2022  |
| Had 5+ Home Runs . . . . .                   | 6 - UT Martin; April 5, 2022  |
| Hit Back-To-Back Home Runs . . . . .         | 6th Inning, Hunter Hlmes (2R HR)/Ross Highfill (Solo) - Lipscomb; March 11, 2023                |
| Hit Back-To-Back-To-Back Home Runs . . . . . | 3rd Inning, Kellum Clark(2R HR)/Brad Cumbest (Solo)/RJ Yeager (Solo) - Southern; March 23, 2022 |
| Had 3+ Triples . . . . .                     | 3 - Southern Cal; March 14, 2004  |
| Had 8+ Doubles . . . . .                     | 8 - Auburn; March 24, 2019  |
| Had 7+ Doubles . . . . .                     | 7 - UAB; April 20, 2021   |
| Had 6+ Doubles . . . . .                     | 6 - VMI; Feb. 18, 2023  |
| Had 10+ Walks . . . . .                      | 12 - vs. Valparaiso; March 7, 2023  |
| Had 9+ Stolen Bases . . . . .                | 10 - Arkansas-Pine Bluff; March 18, 2017  |
| Had 8+ Stolen Bases . . . . .                | 10 - Arkansas-Pine Bluff; March 18, 2017  |
| Didn't Strikeout in a Game . . . . .         | Jackson State; February 26, 2019  |
| Had Two or Fewer Strikeouts . . . . .        | 2 - vs. VMI, February 18/2023   |
| Was Shut Out . . . . .                       | at Georgia (0-11); March 18, 2022   |
| at Home . . . . .                            | Long Beach State (0-3); February 18, 2022   |
| on The Road . . . . .                        | at Georgia (0-11); March 18, 2022   |
| Back-To-Back Games . . . . .                 | Auburn (0-5, 0-4); March 27-28, 2015  |
| Three-Straight Games . . . . .               | vs. Southern Miss (0-3); March 24, 2015 and Auburn (0-5, 0-4); March 27-28, 2015                |

### A MISSISSIPPI STATE DEFENSE...

|                                    |   |
|------------------------------------|---|
| Turned 5+ Double Plays . . . . .   | 5 - San Diego; March 8, 2015                |
| Turned 4+ Double Plays . . . . .   | 5 - San Diego; March 8, 2015                |
| Turned 3+ Double Plays . . . . .   | 3 - Texas A&M-1; May 1, 2021                |
| Turned A Triple Play . . . . .     | Auburn-Montgomery, March 9, 1991            |
| Had 5+ Errors . . . . .            | 5 - at Vanderbilt; March 18, 2011           |
| Had 4+ Errors . . . . .            | 4 - vs. Ohio State; March 3, 2023           |
| Threw Out 3 Base Runners . . . . . | 3 - Logan Tanner; Tulane; February 26, 2021 |





## THE LAST TIME...

# - SEC Tournament | % - NCAA Regional | ^ - NCAA Super Regional | \$ - College World Series

### MISSISSIPPI STATE PITCHING STAFF...

Threw a No-Hitter . . . . . Jackson Fristoe (6 IP), Landon Sims (1 IP), Mikey Tepper (1 2/3 IP), Cam Tullar (1/3 IP); Kent State, March 7, 2021  
Held Opponent To 1 Hit . . . . . at Texas A&M; May 3, 2019  
Held Opponent To 2 Hits . . . . . Eastern Michigan; March 13, 2021

NOTE: Jacksonville State (5/18/21) had just two hits in a five-inning, rain-shortened game  
NOTE: Valparaiso (3/7/23) had just two hits in a seven-inning, run rule game

Struck Out 25+ Batters . . . . . 26 - at LSU; 1909  
Struck Out 20+ Batters . . . . . 21 - vs. Texas; June 20, 2021 \$  
Struck Out 15+ Batters . . . . . 15 - at Kentucky; March 17, 2023  
Did Not Issue A Walk . . . . . at Auburn; April 10, 2021  
Shut Out An Opponent . . . . . vs. Vanderbilt (9-0); June 30, 2021 \$  
at Home . . . . . Eastern Michigan (14-0); March 12, 2021  
on The Road . . . . . at Alabama (7-0); May 21, 2021  
Neutral Site Game . . . . . vs. Vanderbilt (9-0); June 30, 2021 \$  
Postseason Game . . . . . vs. Vanderbilt (9-0); June 30, 2021 \$  
Back-To-Back Shutouts . . . . . 2021 (Kent State, March 7 [13-0]; Grambling, March 9 [10-0] and Louisiana-Lafayette, March 10 [4-0])  
Three Straight Shutouts . . . . . 2021 (Kent State, March 7 [13-0];  
Grambling, March 9 [10-0] and Louisiana-Lafayette, March 10 [4-0]; Eastern Michigan, March 12 [14-0])  
Four Straight Shutouts . . . . . 2021 (Kent State, March 7 [13-0];  
Grambling, March 9 [10-0] and Louisiana-Lafayette, March 10 [4-0]; Eastern Michigan, March 12 [14-0])  
Shut Out An SEC Opponent . . . . . vs. Vanderbilt (9-0); June 30, 2021 \$  
At Home . . . . . Alabama (6-0); April 12, 2019  
On The Road . . . . . at Alabama (7-0); May 21, 2021  
Neutral Site . . . . . vs. Vanderbilt (9-0); June 30, 2021 \$

### A MISSISSIPPI STATE BATTER HAD...

Hit for the Cycle . . . . . Brad Freeman; South Alabama, February 17, 1998  
Walk-Off Hit . . . . . Kellum Clark (Solo HR); Lipscomb, March 11, 2023  
8+ At-Bats . . . . . 8 - Jordan Westburg, Tanner Allen & Rowdey Jordan vs. LSU, May 22, 2019 #  
6+ Hits . . . . . 6 - Adam Frazier; at Virginia, June 8, 2013  
5+ Hits . . . . . 5 - Tanner Allen; South Carolina, May 16, 2019  
4+ Hits . . . . . 4 - Colton Ledbetter, VMI, February 18, 2023  
2+ Hits In An Inning . . . . . Colton Ledbetter (HR, 2B; 1st Inning); VMI, Feb. 18, 2023  
5+ Runs . . . . . 5 - Jon Knott; Little Rock, February 28, 1999  
4+ Runs . . . . . 4 - Colton Ledbetter; Arkansas State, March 21, 2023  
3+ Doubles . . . . . 3 - Justin Foscue; Georgia, April 26, 2019  
2+ Triples . . . . . 2 - C.T. Bradford; at Arizona, March 9, 2014  
3+ Home Runs . . . . . 3 - Ross Highfill; Lipscomb, March 11, 2023  
2+ Home Runs . . . . . 2 - Hunter Hines; at Kentucky, March 18, 2023  
Inside-The-Park Home Run . . . . . Cody Brown; vs. Kentucky, April 7, 2017  
Pinch Hit Home Run . . . . . Connor Hujsak; Lipscomb, March 11, 2023  
Leadoff Home Run (Top or bottom of 1st inning) . . . . . RJ Yeager (Bottom 1st); Tennessee, May 21, 2022  
Walk-Off Home Run . . . . . Kellum Clark (solo); Lipscomb, March 11, 2022  
Hit a Grand Slam . . . . . Colton Ledbetter; Arizona State, Feb. 26, 2023  
Multiple Grand Slams . . . . . Never  
A Pinch-Hit Grand Slam . . . . . Never  
10+ RBIs . . . . . 11 - Jason Nappi; at UAB, March 18, 2008  
9+ RBIs . . . . . 9 - Ryan Duffy; vs. Jackson State, April 6, 2010  
8+ RBIs . . . . . 8 - Brent Rooker; vs. Indiana State, February 24, 2017  
7+ RBIs . . . . . 7 - Kellum Clark vs. Princeton, March 11, 2022  
10+ Total Bases . . . . . 10 - Hunter Hines; at Kentucky, March 18, 2023  
4+ Walks . . . . . 4 - Logan Tanner; Kent State, March 5, 2021  
3+ Walks . . . . . 3 - Luke Hancock; Nicholls, March 14, 2023  
4+ Stolen Bases . . . . . 4 - Derrick Armstrong; vs. Michigan State, March 1, 2014  
3+ Stolen Bases . . . . . 3 - Amani Larry; Nicholls, March 14, 2023  
Stole Home . . . . . Kamren James; Jackson State, February 24, 2021  
4+ Hit By Pitches . . . . . 4 - Rowdey Jordan; at Auburn, April 11, 2021  
3+ Hit By Pitches . . . . . 4 - Rowdey Jordan; at Auburn, April 11, 2021

### A MISSISSIPPI STATE PITCHER HAD...

A Perfect Game . . . . . J.T. Peatross; Mississippi College (1-0), 1918  
A No-Hitter . . . . . Jackson Fristoe (6 IP), Landon Sims (1 IP), Mikey Tepper (1 2/3 IP), Cam Tullar (1/3 IP); Kent State, March 7, 2021  
A Complete Game No-Hitter . . . . . Gene Morgan (7 IP); at Hawaii-Hilo (2-0), April 6, 1985  
A Complete Game (9 Inn.) . . . . . Jacob Billingsley; at Southern Miss (8-1), June 6, 2017 %  
A Complete Game (7 Inn.) . . . . . JT Ginn; at Texas A&M-1 (0-1), May 4, 2019  
Complete-Game 1-Hitter . . . . . Unknown  
Complete-Game 2-Hitter . . . . . Ricky Bowen; vs. Ole Miss, March 16, 2008  
Consecutive Complete Games . . . . . Dakota Hudson; 2016 (at Auburn (4-0), May 13 and Arkansas (7-0), May 19)  
A Complete-Game Shutout . . . . . Dakota Hudson; vs. Arkansas (7-0), May 19, 2016  
at Home . . . . . Dakota Hudson; vs. Arkansas (7-0), May 19, 2016  
on The Road . . . . . Dakota Hudson; at Auburn (4-0), May 13, 2016  
SEC Game . . . . . Dakota Hudson; vs. Arkansas (7-0), May 19, 2016  
as a Freshman . . . . . Scott Tanksley; vs. Mississippi College (6-0), April 20, 1993  
Postseason Game . . . . . B.J. Wallace; vs. Nicholls State (1-0), May 21, 1992 %  
17+ Strikeouts . . . . . 17 - Chris Stratton; at LSU, March 16, 2012  
15+ Strikeouts . . . . . 15 - Will Bednar; vs. Texas, June 20, 2021 \$  
10+ Strikeouts . . . . . 11 - Bradley Loftin; Valparaiso, March 7, 2023  
Recorded Two Saves In One Day . . . . . Trevor Fitts; vs. Marshall and Alabama A&M, February 22, 2015

## HONORS TRACKER

### Colton Ledbetter, OF

D1Baseball Top 100 Collegiate MLB Draft Prospects (No. 26)  
D1Baseball Top 100 Impact Transfers (No. 5)  
Perfect Game Preseason All-American (third team)  
Preseason All-SEC (second team)

### Cade Smith, RHP

D1Baseball Top 100 Collegiate MLB Draft Prospects (No. 53)

### Landon Gartman, RHP

D1Baseball Top 100 Impact Transfers (No. 31)

### Amani Larry, IF

D1Baseball Top 100 Impact Transfers (No. 33)  
NCBWA Preseason All-American (second team)

### Nate Dohm, RHP

D1Baseball Top 100 Impact Transfers (No. 5)  
NCBWA Stopper of the Year Watch List

### Aaron Nixon, RHP

D1Baseball Top 100 Impact Transfers (No. 5)  
NCBWA Stopper of the Year Watch List

### Connor Hujsak, IF/OF

D1Baseball Top 100 Impact Transfers (No. 93)

### Luke Hancock, C

Preseason All-SEC (second team)  
Buster Posey National Caccher of the Year Watch List

### Bryce Chance, OF

SEC Co-Freshman of the Week (2/20)



## 2023 HOME RUN TRACKER

| No. | Player           | Game | Date     | Opponent       | Pitcher    | On Base | Inn. | Outs | Count | Score | Final    |
|-----|------------------|------|----------|----------------|------------|---------|------|------|-------|-------|----------|
| 1   | Bryce Chance     | 1    | Feb. 17  | VMI            | Kaltreider | 1       | 6    | 2    | 1-1   | 3-2   | W, 11-2  |
| 2   | Colton Ledbetter | 2    | Feb. 18  | VMI            | Wilkerson  | 1       | 1    | 0    | 0-1   | 0-1   | L, 14-13 |
| 3   | Hunter Hines     | 2    | Feb. 18  | VMI            | Hawley     | 0       | 2    | 0    | 0-0   | 9-1   | L, 14-13 |
| 4   | Amani Larry      | 3    | Feb. 19  | VMI            | Barker     | 1       | 3    | 1    | 0-1   | 0-3   | W, 9-3   |
| 5   | Kellum Clark     | 3    | Feb. 19  | VMI            | Thompson   | 0       | 4    | 0    | 0-0   | 2-3   | W, 9-3   |
| 6   | Kellum Clark     | 3    | Feb. 19  | VMI            | Light      | 0       | 6    | 1    | 1-1   | 3-3   | W, 9-3   |
| 7   | Luke Hancock     | 4    | Feb. 21  | ULM            | Orton      | 1       | 7    | 2    | 1-2   | 0-11  | L, 11-5  |
| 8   | Bryce Chance     | 4    | Feb. 21  | ULM            | Judice     | 1       | 9    | 1    | 2-2   | 3-11  | L, 11-5  |
| 9   | Colton Ledbetter | 5    | Feb. 22  | ULM            | Shaw       | 1       | 4    | 1    | 2-0   | 4-0   | W, 14-3  |
| 10  | Slate Alford     | 5    | Feb. 22  | ULM            | Shuffler   | 1       | 6    | 2    | 1-0   | 6-0   | W, 14-3  |
| 11  | Dakota Jordan    | 5    | Feb. 22  | ULM            | Shuffler   | 2       | 7    | 1    | 1-0   | 10-0  | W, 14-3  |
| 12  | Colton Ledbetter | 8    | Feb. 26  | Arizona State  | Tieding    | 3       | 4    | 1    | 3-1   | 5-2   | W, 16-3  |
| 13  | Lane Forsythe    | 8    | Feb. 26  | Arizona State  | Wainscott  | 0       | 6    | 0    | 2-1   | 9-2   | W, 16-3  |
| 14  | Hunter Hines     | 8    | Feb. 26  | Arizona State  | Varnado    | 1       | 7    | 0    | 1-0   | 10-2  | W, 16-3  |
| 15  | Amani Larry      | 9    | Feb. 28  | Southern Miss  | Monistere  | 0       | 4    | 0    | 0-1   | 5-4   | W, 10-9  |
| 16  | Ross Highfill    | 11   | March 4  | Oklahoma       | Pierce     | 0       | 3    | 2    | 0-0   | 4-8   | L, 15-9  |
| 17  | Hunter Hines     | 11   | March 4  | Oklahoma       | Pierce     | 0       | 5    | 0    | 1-0   | 7-12  | L, 15-9  |
| 18  | Amani Larry      | 12   | March 5  | Cal            | Colwell    | 0       | 7    | 1    | 1-1   | 4-4   | W, 8-4   |
| 19  | Kellum Clark     | 12   | March 5  | Cal            | Becerra    | 1       | 8    | 1    | 1-1   | 5-4   | W, 8-4   |
| 20  | Hunter Hines     | 13   | March 7  | Valparaiso     | Hack       | 1       | 6    | 1    | 2-0   | 7-2   | W, 12-2  |
| 21  | Kellum Clark     | 13   | March 7  | Valparaiso     | Hack       | 0       | 6    | 1    | 2-2   | 9-2   | W, 12-2  |
| 22  | Hunter Hines     | 14   | March 10 | Lipscomb       | Giles      | 1       | 7    | 2    | 1-0   | 6-1   | W, 8-2   |
| 23  | Connor Hujsak    | 15   | March 11 | Lipscomb       | Van Treeck | 0       | 6    | 1    | 1-1   | 3-2   | W, 4-3   |
| 24  | Kellum Clark     | 15   | March 11 | Lipscomb       | Van Treeck | 0       | 9    | 0    | 2-2   | 3-3   | W, 4-3   |
| 25  | Ross Highfill    | 16   | March 11 | Lipscomb       | Smith      | 0       | 2    | 0    | 1-1   | 2-1   | W, 12-4  |
| 26  | Hunter Hines     | 16   | March 11 | Lipscomb       | Harmon     | 1       | 6    | 1    | 0-1   | 7-4   | W, 12-4  |
| 27  | Ross Highfill    | 16   | March 11 | Lipscomb       | Harmon     | 0       | 6    | 1    | 3-1   | 9-4   | W, 12-4  |
| 28  | Ross Highfill    | 16   | March 11 | Lipcomb        | Williams   | 1       | 8    | 1    | 2-0   | 10-4  | W, 12-4  |
| 29  | Hunter Hines     | 17   | March 14 | Nicholls       | Hayes      | 1       | 1    | 2    | 1-0   | 2-0   | W, 12-4  |
| 30  | Hunter Hines     | 17   | March 14 | Nicholls       | Llinas     | 1       | 4    | 1    | 2-2   | 6-2   | W, 12-4  |
| 31  | Colton Ledbetter | 17   | March 14 | Nicholls       | Mancuso    | 0       | 7    | 1    | 2-0   | 9-4   | W, 12-4  |
| 32  | Kellum Clark     | 19   | March 17 | at Kentucky    | Williams   | 0       | 4    | 1    | 0-2   | 1-4   | L, 6-5   |
| 33  | Hunter Hines     | 20   | March 18 | at Kentucky    | Bosma      | 0       | 2    | 0    | 0-1   | 0-0   | L, 12-3  |
| 34  | Hunter Hines     | 20   | March 18 | at Kentucky    | Bosma      | 1       | 4    | 0    | 0-1   | 1-0   | L, 12-3  |
| 35  | Kellum Clark     | 21   | March 19 | at Kentucky    | Lee        | 1       | 3    | 2    | 2-1   | 1-4   | L, 17-3  |
| 36  | Colton Ledbetter | 22   | March 21 | Arkansas State | Federick   | 1       | 4    | 1    | 3-1   | 13-0  | W, 16-2  |

\* - leadoff homerun

## 2023 HOW IT WAS WON

Below is a chart representing how the eventual game-winning run was recorded for Mississippi State in 2023.

| Gm  | Opponent       | Final | Player           | Inn. | Outs | Play          | Score at Time |
|-----|----------------|-------|------------------|------|------|---------------|---------------|
| 1.  | VMI            | 11-2  | Luke Hancock     | 3    | 1    | Sacrifice fly | 3-0           |
| 2.  | VMI            | 9-3   | Kellum Clark     | 6    | 1    | Home Run      | 3-3           |
| 3.  | ULM            | 14-3  | Amani Larry      | 4    | 0    | Sacrifice fly | 4-0           |
| 4.  | Arizona State  | 5-1   | Lane Forsythe    | 4    | 1    | Single        | 1-1           |
| 5.  | Arizona State  | 16-3  | Kellum Clark     | 4    | 0    | Single        | 3-2           |
| 6.  | Southern Miss  | 10-9  | Hunter Hines     | 8    | 1    | Sacrifice fly | 9-9           |
| 7.  | Cal            | 8-4   | Amani Larry      | 7    | 1    | Home Run      | 4-4           |
| 8.  | Valparaiso     | 12-2  | Bryce Chance     | 4    | 2    | Single        | 2-2           |
| 9.  | Lipscomb       | 8-2   | Ross Highfill    | 3    | 0    | Single        | 1-1           |
| 10. | Lipscomb       | 4-3   | Kellum Clark     | 9    | 0    | Home Run      | 3-3           |
| 11. | Lipscomb       | 12-4  | Luke Hancock     | 6    | 1    | Double        | 4-4           |
| 12. | Nicholls       | 12-4  | Bryce Chance     | 2    | 1    | Single        | 4-0           |
| 13. | Louisiana      | 4-2   | Colton Ledbetter | 5    | 1    | Double        | 2-1           |
| 14. | Arkansas State | 16-2  | Kellum Clark     | 1    | 0    | Double        | 2-0           |



## SEC UPDATE

### Standings

| Western Division  |     |       |     |          |         |      |        |      |         |      |        |
|-------------------|-----|-------|-----|----------|---------|------|--------|------|---------|------|--------|
|                   | SEC | Pct.  | GB  | Division | Overall | Pct. | Home   | Away | Neutral | L10  | Streak |
| Arkansas          | 3-0 | 1.000 | --  | 3-0      | 19-2    | .905 | 17-1   | 0-0  | 2-1     | 10-0 | W14    |
| LSU               | 2-1 | .667  | 1.0 | 2-1      | 19-2    | .905 | 14-0   | 3-1  | 2-1     | 9-1  | W1     |
| Alabama           | 1-2 | .333  | 2.0 | 0-0      | 18-4    | .818 | 15-2   | 3-2  | 0-0     | 6-4  | W2     |
| Texas A&M         | 1-2 | .333  | 2.0 | 1-2      | 15-6    | .714 | 11-5   | 2-0  | 2-1     | 8-2  | W2     |
| Auburn            | 0-3 | .000  | 3.0 | 0-3      | 14-6-1  | .690 | 11-3-1 | 1-3  | 2-0     | 5-5  | W1     |
| Ole Miss          | 0-3 | .000  | 3.0 | 0-0      | 15-6    | .714 | 12-2   | 1-4  | 2-0     | 6-4  | W1     |
| Mississippi State | 0-3 | .000  | 3.0 | 0-0      | 14-8    | .636 | 10-3   | 0-3  | 4-2     | 7-3  | W1     |
| Eastern Division  |     |       |     |          |         |      |        |      |         |      |        |
|                   | SEC | Pct.  | GB  | Division | Overall | Pct. | Home   | Away | Neutral | L10  | Streak |
| Kentucky          | 3-0 | 1.000 | --  | 0-0      | 19-2    | .905 | 14-1   | 5-1  | 0-0     | 10-0 | W15    |
| Missouri          | 3-0 | 1.000 | --  | 3-0      | 17-3    | .850 | 11-1   | 3-1  | 3-1     | 9-1  | W6     |
| South Carolina    | 3-0 | 1.000 | --  | 3-0      | 20-2    | .909 | 15-0   | 4-2  | 1-0     | 9-1  | L1     |
| Vanderbilt        | 3-0 | 1.000 | --  | 0-0      | 16-5    | .762 | 11-3   | 1-0  | 4-2     | 9-1  | W3     |
| Florida           | 2-1 | .667  | 1.0 | 0-0      | 19-4    | .826 | 16-4   | 3-0  | 0-0     | 9-1  | W1     |
| Georgia           | 0-3 | .000  | 3.0 | 0-3      | 14-7    | .667 | 10-6   | 2-0  | 2-1     | 6-4  | W1     |
| Tennessee         | 0-3 | .000  | 3.0 | 0-3      | 16-6    | .727 | 15-1   | 0-4  | 1-1     | 6-4  | W1     |

### Schedule/Results

all times central

#### FRIDAY, MARCH 24

|                                 |                   |
|---------------------------------|-------------------|
| Texas A&M at Tennessee          | 5:30 p.m. [SECN+] |
| Kentucky at Alabama             | 6 p.m. [SECN+]    |
| Georgia at Auburn               | 6 p.m. [SECN+]    |
| Vanderbilt at Mississippi State | 6 p.m. [SECN+]    |
| Missouri at South Carolina      | 6 p.m. [SECN]     |
| Florida at Ole Miss             | 6:30 p.m. [SECN+] |
| Arkansas at LSU                 | 7 p.m. [ESPN2]    |

#### SATURDAY, MARCH 25

|                                 |                   |
|---------------------------------|-------------------|
| Texas A&M at Tennessee          | 11 a.m. [ESPN2]   |
| Arkansas at LSU                 | 1 p.m. [SECN]     |
| Florida at Ole Miss             | 1:30 p.m. [SECN+] |
| Kentucky at Alabama             | 2 p.m. [SECN+]    |
| Georgia at Auburn               | 2 p.m. [SECN+]    |
| Vanderbilt at Mississippi State | 2 p.m. [SECN+]    |
| Missouri at South Carolina      | 3 p.m. [SECN+]    |

#### SUNDAY, MARCH 26

|                                 |                   |
|---------------------------------|-------------------|
| Missouri at South Carolina      | 11 a.m. [SECN]    |
| Arkansas at LSU                 | 12 p.m. [ESPN2]   |
| Texas A&M at Tennessee          | 12 p.m. [SECN+]   |
| Vanderbilt at Mississippi State | 1 p.m. [SECN+]    |
| Florida at Ole Miss             | 1:30 p.m. [SECN+] |
| Kentucky at Alabama             | 2 p.m. [SECN]     |

## Week-by-Week Polls

| Week      | BA | CB | D1 | BW | PG | USA | RPI |
|-----------|----|----|----|----|----|-----|-----|
| Preseason | NR | 22 | NR | 31 | NR | RV  | --  |
| Week 1    | NR | 24 | NR | NR | NR | --  | --  |
| Week 2    | NR | NR | NR | RV | NR | NR  | --  |
| Week 3    | NR | NR | NR | NR | NR | NR  | 74  |
| Week 4    | NR | NR | NR | RV | NR | NR  | 56  |
| Week 5    | NR | NR | NR | NR | NR | NR  | 54  |

BA - Baseball America, CB - Collegiate Baseball Newspaper, D1 - D1Baseball, BW - National Collegiate Baseball Writers Association, PG - Perfect Game, USA - USA Today Coaches Poll, RPI - NCAA RPI

(--)- No poll/RPI released by the publication.

## IN THE POLLS

| Baseball America          |      | Collegiate Baseball      |      | D1Baseball                |      | NCBWA                    |      | Perfect Game              |      | USA Today/Coaches         |      |
|---------------------------|------|--------------------------|------|---------------------------|------|--------------------------|------|---------------------------|------|---------------------------|------|
| 1. <b>LSU</b>             | 18-2 | 1. <b>LSU</b>            | 18-2 | 1. <b>LSU</b>             | 18-2 | 1. <b>LSU</b>            | 18-2 | 1. <b>LSU</b>             | 18-2 | 1. <b>LSU</b>             | 18-2 |
| 2. Florida                | 18-4 | 2. Louisville            | 17-2 | 2. Wake Forest            | 18-3 | 2. Florida               | 18-4 | 2. Florida                | 18-4 | 2. Wake Forest            | 18-3 |
| 3. Louisville             | 17-2 | 3. <b>Arkansas</b>       | 18-2 | 3. Florida                | 18-4 | 3. <b>Arkansas</b>       | 18-2 | 3. <b>Arkansas</b>        | 18-2 | 3. Florida                | 18-4 |
| 4. Wake Forest            | 18-3 | 4. <b>South Carolina</b> | 20-1 | 4. <b>Vanderbilt</b>      | 16-5 | 4. Wake Forest           | 18-3 | 4. Wake Forest            | 18-3 | 3. <b>Arkansas</b>        | 18-2 |
| 5. <b>Vanderbilt</b>      | 16-5 | 5. Virginia              | 17-2 | 5. <b>Arkansas</b>        | 18-2 | 5. <b>Vanderbilt</b>     | 16-5 | 5. <b>Vanderbilt</b>      | 16-5 | 5. <b>Vanderbilt</b>      | 16-5 |
| 6. <b>Arkansas</b>        | 18-2 | 6. Wake Forest           | 18-3 | 6. Louisville             | 17-2 | 6. Louisville            | 17-2 | 6. Louisville             | 17-2 | 6. Louisville             | 17-2 |
| 7. Virginia               | 17-2 | 7. Florida               | 18-4 | 7. UCLA                   | 15-3 | 7. Virginia              | 17-2 | 7. Stanford               | 13-5 | 7. Virginia               | 17-2 |
| 8. Stanford               | 13-5 | 8. <b>Vanderbilt</b>     | 16-5 | 8. Virginia               | 17-2 | 8. <b>UCLA</b>           | 15-3 | 8. UCLA                   | 15-3 | 8. UCLA                   | 15-3 |
| 9. UCLA                   | 15-3 | 9. UCLA                  | 15-3 | 9. Stanford               | 13-5 | 9. <b>South Carolina</b> | 20-1 | 9. Virginia               | 17-2 | 9. Stanford               | 13-5 |
| 10. East Carolina         | 16-4 | 10. UC Santa Barbara     | 15-3 | 10. East Carolina         | 16-4 | 10. Stanford             | 13-5 | 10. Texas Tech            | 18-4 | 10. East Carolina         | 16-4 |
| 11. <b>Tennessee</b>      | 15-6 | 11. Miami (Fla.)         | 15-3 | 11. <b>South Carolina</b> | 20-1 | 11. East Carolina        | 16-4 | 11. East Carolina         | 16-4 | 11. <b>South Carolina</b> | 20-1 |
| 12. <b>Texas A&amp;M</b>  | 14-6 | 12. Texas Tech           | 18-4 | 12. <b>Tennessee</b>      | 15-6 | 12. <b>Tennessee</b>     | 15-6 | 12. Miami (Fla.)          | 14-6 | 12. <b>Tennessee</b>      | 15-6 |
| 13. Miami (Fla.)          | 14-6 | 13. East Carolina        | 16-4 | 13. <b>Ole Miss</b>       | 14-6 | 13. <b>Ole Miss</b>      | 14-6 | 13. <b>Tennessee</b>      | 15-6 | 13. <b>Ole Miss</b>       | 14-6 |
| 14. <b>South Carolina</b> | 20-1 | 14. Stanford             | 13-5 | 14. Texas Tech            | 18-4 | 14. Texas Tech           | 18-4 | 14. <b>Ole Miss</b>       | 14-6 | 14. Texas Tech            | 18-4 |
| 15. <b>Ole Miss</b>       | 14-6 | 15. Missouri             | 16-3 | 15. North Carolina        | 15-5 | 15. North Carolina       | 15-5 | 15. <b>South Carolina</b> | 20-1 | 15. Oklahoma State        | 16-5 |
| 16. Texas Tech            | 18-4 | 16. <b>Kentucky</b>      | 18-2 | 16. Boston College        | 14-3 | 16. Oklahoma State       | 16-5 | 16. Boston College        | 14-3 | 16. North Carolina        | 15-5 |
| 17. Boston College        | 14-3 | 17. Boston College       | 14-3 | 17. Miami (Fla.)          | 14-6 | 17. Miami (Fla.)         | 14-6 | 17. Campbell              | 15-3 | 17. Boston College        | 14-3 |
| 18. Missouri              | 16-3 | 18. <b>Texas A&amp;M</b> | 14-6 | 18. Campbell              | 15-3 | 18. Campbell             | 15-3 | 18. Oklahoma State        | 16-5 | 18. <b>Texas A&amp;M</b>  | 14-6 |
| 19. North Carolina        | 15-5 | 19. Oklahoma State       | 16-5 | 19. Florida Gulf Coast    | 16-4 | 19. <b>Texas A&amp;M</b> | 14-6 | 19. UC Santa Barbara      | 15-3 | 19. Campbell              | 15-3 |
| 20. Oklahoma State        | 16-5 | 20. Iowa                 | 15-3 | 20. Oklahoma State        | 16-5 | 20. Boston College       | 14-3 | 20. Missouri              | 16-3 | 20. Miami (Fla.)          | 14-6 |
| 21. Campbell              | 15-3 | 21. North Carolina       | 15-5 | 21. <b>Texas A&amp;M</b>  | 14-6 | 21. Missouri             | 16-3 | 21. North Carolina        | 15-5 | 21. Missouri              | 16-3 |
| 22. Florida Gulf Coast    | 16-4 | 22. <b>Tennessee</b>     | 15-6 | 22. Missouri              | 16-3 | 22. Florida Gulf Coast   | 16-4 | 22. Florida Gulf Coast    | 16-4 | 22. <b>Kentucky</b>       | 18-2 |
| 23. Iowa                  | 15-3 | 23. <b>Ole Miss</b>      | 14-6 | 23. <b>Kentucky</b>       | 18-2 | 23. UC Santa Barbara     | 15-3 | 23. UTSA                  | 18-3 | 23. Florida Gulf Coast    | 16-3 |
| 24. UC Santa Barbara      | 15-3 | 24. Old Dominion         | 18-2 | 24. West Virginia         | 15-4 | 24. <b>Kentucky</b>      | 18-2 | 24. TCU                   | 10-9 | 24. NC State              | 15-5 |
| 25. <b>Kentucky</b>       | 18-2 | 25. NC State             | 15-5 | 25. Grand Canyon          | 14-5 | 25. <b>Alabama</b>       | 17-4 | 25. <b>Texas A&amp;M</b>  | 14-6 | 25. <b>Alabama</b>        | 17-4 |
|                           |      | 26. UConn                | 12-5 |                           |      | 26. West Virginia        | 15-4 |                           |      |                           |      |
|                           |      | 27. Florida Gulf Coast   | 16-4 |                           |      | 27. Grand Canyon         | 14-5 |                           |      |                           |      |
|                           |      | 28. <b>Alabama</b>       | 17-4 |                           |      | 28. Iowa                 | 13-3 |                           |      |                           |      |
|                           |      | 29. Georgia Tech         | 14-6 |                           |      | 29. NC State             | 15-5 |                           |      |                           |      |
|                           |      | 30. UC Irvine            | 12-5 |                           |      | 30. TCU                  | 10-9 |                           |      |                           |      |

2023 Scheduled Opponents in Bold





## DUDY NOBLE FIELD

### BIOGRAPHY

The largest on-campus facility in college baseball, Dudy Noble Field will see the 57th season of Mississippi State baseball at its current site in 2023. With over 1,690 games played at the venue, the Diamond Dawgs have a .730 winning percentage at the facility, which recently received a \$68-million upgrade.

The field is named in honor of longtime MSU baseball coach, athletics director and ABCA Hall of Famer Clarke Randolph "Dudy" Noble. On April 27, 1998 the facility was renamed Dudy Noble Field, Polk-DeMent Stadium, honoring another ABCA Hall of Famer, former Bulldog skipper Ron Polk, and the late Gordon DeMent, a successful businessman and longtime fan of the Diamond Dawgs from Indianola, Mississippi.

#### The Origin

From 1929 until 1964, Mississippi State hosted its baseball games at the original on-campus venue, Hardy Field, which was located several hundred yards to the south of the Bulldogs' home football venue, Davis Wade Stadium at Scott Field. The baseball field was closed following the 1964 season to make way for the construction of Dorman Hall and for the next two seasons the Diamond Dawgs played their home games at Redbird Park in Columbus, Mississippi, capturing SEC titles both seasons at their temporary home.

The tin-roofed grandstand and 2,000-seat bleachers from the original Dudy Noble Field were transported to the stadium's present site, which became playable for the 1967 campaign. Since that time, facility enhancements have followed at a steady pace to make the "Carnegie Hall of College Baseball" one of the finest all-around facilities on the road to Omaha. Among with numerous upgrades, the current site has seen two complete demolitions and reconstructions, the latest occurring during a three-year span (2017-19) and opening prior to the start of the 2019 campaign.

#### Leading the Attendance Boom

With a laundry list of legendary names on its all-time roster, it comes as no surprise that Mississippi State ranks among the nation's attendance leaders year in and year out. The Dudy Noble Field faithful have sold out the reserved seating allotment every season since 1987.

Along with routinely hosting some of the largest crowds in the SEC, ten of the last 12 three-day Super Bulldog Weekend series have drawn more than 25,000 fans.

MSU eclipsed the 200,000 mark in paid attendance at Dudy Noble Field for six-straight seasons between 2012-17, marking the first such occurrence in the program's history. In 2013, the Diamond Dawgs' five-millionth fan walked through the turnstiles at Dudy Noble Field. Since home attendance figures were charted starting in 1976, the "Carnegie Hall of College Baseball" has seen 7,283,977 fans rush through the gates.

In 22 of the last 23 seasons, Mississippi State has averaged 6,000 fans per game, including a record average of 10,259 during the 2022 campaign. Overall, State has eclipsed the 200,000-fan mark 14 times since 2002, with a school-record 373,784 viewing the 2019 home schedule.

Of the top 25 all-time college baseball on-campus attendances, Dudy Noble Field finds itself on the list 19 times, most notably owning the all-time on-campus attendance record of 15,586 on April 12, 2014. The Bulldogs own 15 of the top 16 marks in NCAA on-campus history and are the only NCAA baseball program to boast on-campus attendances of 14,000 or more. The five largest NCAA Super Regional crowds have all assembled in Starkville, Mississippi, as well.

From April 11-13, 2014, the Bulldog faithful flooded the gates at Dudy Noble Field to the tune of 39,181 fans for a three-game series versus Ole Miss. The nearly 40,000 fans on the weekend set an NCAA on-campus attendance record for a three-game series.

Dudy Noble Field has ushered in crowds of 10,000 or better 84 times, including 2007 NCAA Super Regional-record draws of 13,715 and 12,620 for nationally-televised, late-morning games against Clemson. In 2019, the first season of the "New Dude," the Diamond Dawgs garnered crowds of 10,000-plus a school-record 10 times.

Mississippi State has hosted 26 postseason events at the facility, including three NCAA District III Tournaments (1973-75), five SEC tournaments (1979, 81, 83, 88 & 95), 16 NCAA Regionals (1979, 84-85, 87-89, 90, 92, 97, 2000, 03, 13, 16, 19 & 21) and four NCAA Super Regionals (2007, 16, 19 & 21).

#### The Left Field Lounge

The aura of Mississippi State baseball at Dudy Noble Field is certainly not confined to the loyal legions in the impressive grandstand, pro-style luxury sky suites or luxurious Left Field Lofts.

In fact, some of the more highly-prized seats at Bulldog baseball games are found beyond the outfield fence in the Left Field Lounge™. Waiting lists greet those seeking to purchase one of the 96 outfield lounges in the iconic two-level outfield tailgate.

Once a colorful assortment of pickup trucks, motor homes, and trailers — most equipped with grills — lined the outfield fence, completing a circle of humanity at Dudy Noble Field. Now, the permanent lounge spaces are connected to the concourse, allowing everyone to stroll through and experience the iconic lounge culture.

What began in the late 1960s as a popular gathering spot for baseball-loving MSU supporters now forms college baseball's largest tailgate party.

#### The "New Dude"

The second demolition at the current site occurred following the 2017 season and the \$68 million facility opened its gates for the 2019 campaign. Architect Wier Boerner Allin, along with consultants Populous and famed stadium architect/State alum Janet Marie Smith designed the project, while construction manager ICM and general contractor JESCO Construction, Inc. oversaw the construction.

Covering 12 acres of land on the Mississippi State University campus, the 230,000 square foot facility carries on Dudy Noble Field's legacy as the "Carnegie Hall of College Baseball." Installation of the second largest scoreboard in college baseball, measuring 43 feet wide by 60 feet high, started the project in 2017. The board, which was the largest in college baseball upon installation, is larger than boards owned by three Major League Baseball teams. The addition of 96 permanent Left Field Lounge rigs encircling the outfield followed during the fall of 2018.

The concourse and lower-level grandstands were in place for the 2018 season, with the Diamond Suites, upper-deck reserved seating area and three unique club areas — Farm Bureau Triple Crown Club, Charlie and Dana Stephenson Omaha Club and The Rooftop Club — were completed prior to the 2019 campaign. The newest version of Dudy Noble Field also features increased restroom facilities and concession points of sale.

The player spaces also received an upgrade, expanding to cover 18,000 square feet underneath the facility. The fully-equipped Bruce and Julie Martin Locker Room includes an embedded equipment room, houses 40 wooden lockers and features an oversized, dimensional halo-lit '85 Script Mississippi State sign suspended overhead in the middle of the room.

The more spacious locker room includes an attached training room with whirlpool and fully-functional fueling station. The Mitch Moreland Hitting Tunnel, which is equipped with HitTrax, and Turner & Gloria Wingo Team Lounge are easily accessed from the home dugout, with the eye-popping player entrance and Hassell H. Franklin Omaha Room greeting players as they enter the facility. The Pat McMahon Pitching Lab is also housed under the stadium, featuring arm care and conditioning equipment, one oversized turfed mound with three pitching rubbers and state of the art video equipment.

### TOP-25 CROWDS

| Rank | Attendance | Opponent         | Date           |
|------|------------|------------------|----------------|
| 1.   | 15,586     | * Ole Miss       | April 12, 2014 |
| 2.   | 15,078     | Texas A&M        | April 16, 2016 |
| 3.   | 14,991     | Florida          | April 22, 1989 |
| 4.   | 14,562     | Auburn           | April 20, 2013 |
| 5.   | 14,385     | # Notre Dame     | June 12, 2021  |
| 6.   | 14,378     | LSU              | April 16, 1988 |
| 7.   | 14,320     | Arizona State    | Feb. 25, 2023  |
| 8.   | 14,228     | LSU              | April 9, 2022  |
| 9.   | 14,077     | Alabama          | March 26, 2022 |
| 10.  | 13,971     | # Notre Dame     | June 13, 2021  |
| 11.  | 13,761     | Arkansas         | April 25, 1992 |
| 12.  | 13,715     | ^ Clemson        | June 9, 2007   |
| 13.  | 13,691     | Kentucky         | April 8, 2017  |
| 14.  | 13,617     | Georgia          | April 8, 2006  |
| 15.  | 13,452     | ^ Arizona        | June 11, 2016  |
| 16.  | 13,351     | Long Beach State | Feb. 19, 2022  |
| 17.  | 13,338     | Ole Miss         | April 17, 2021 |
| 18.  | 13,224     | Ole Miss         | April 11, 2014 |
| 19.  | 13,132     | ^ Stanford       | June 8, 2019   |
| 20.  | 13,123     | Ole Miss         | April 15, 2000 |
| 21.  | 13,004     | Florida          | April 18, 2015 |
| 22.  | 12,913     | ^ Arizona        | June 10, 2016  |
| 23.  | 12,708     | Auburn           | April 24, 1993 |
| 24.  | 12,620     | ^ Clemson        | June 8, 2007   |
| 25.  | 12,360     | Georgia          | April 6, 2002  |

\* - NCAA on-campus attendance record

^ - NCAA Regional

# - NCAA Super Regional

**NOTE:** Mississippi State owns 93 crowds of 10,000-plus in the history of the program. The top 10 crowds in Dudy Noble Field history are also the top 10 on-campus crowds in NCAA history.



## 2023 SEASON STATISTICS

Record: 14-8 Home: 10-3 Away: 0-3 Neutral: 4-2 SEC: 0-3

| Player               | avg  | gp-gs | ab  | r   | h   | 2b | 3b | hr | rbi | tb  | slg% | bb  | hp | so  | gdp | ob%  | sf | sh | sb-att | po  | a   | e  | fld%  |
|----------------------|------|-------|-----|-----|-----|----|----|----|-----|-----|------|-----|----|-----|-----|------|----|----|--------|-----|-----|----|-------|
| 10 Ledbetter, Colton | .360 | 22-22 | 75  | 21  | 27  | 5  | 1  | 5  | 29  | 49  | .653 | 28  | 2  | 13  | 0   | .533 | 2  | 0  | 10-11  | 50  | 0   | 1  | .980  |
| 38 Chance, Bryce     | .333 | 21-20 | 72  | 18  | 24  | 2  | 0  | 2  | 18  | 32  | .444 | 12  | 2  | 9   | 2   | .437 | 1  | 1  | 4-4    | 23  | 0   | 0  | 1.000 |
| 8 Larry, Amani       | .329 | 22-22 | 73  | 29  | 24  | 5  | 0  | 3  | 19  | 38  | .521 | 17  | 10 | 7   | 3   | .495 | 3  | 3  | 11-11  | 34  | 32  | 2  | .971  |
| 20 Hancock, Luke     | .328 | 21-21 | 64  | 21  | 21  | 8  | 0  | 1  | 20  | 32  | .500 | 23  | 5  | 8   | 0   | .510 | 4  | 0  | 0-0    | 162 | 16  | 2  | .989  |
| 44 Hines, Hunter     | .321 | 21-21 | 84  | 19  | 27  | 6  | 0  | 10 | 28  | 63  | .750 | 8   | 1  | 17  | 0   | .379 | 2  | 0  | 0-0    | 71  | 6   | 2  | .975  |
| 43 Forsythe, Lane    | .281 | 22-22 | 64  | 15  | 18  | 4  | 0  | 1  | 10  | 25  | .391 | 21  | 1  | 14  | 1   | .465 | 0  | 2  | 4-5    | 29  | 35  | 5  | .928  |
| 11 Clark, Kellum     | .276 | 21-20 | 76  | 23  | 21  | 2  | 1  | 7  | 16  | 46  | .605 | 12  | 0  | 14  | 3   | .375 | 0  | 0  | 1-1    | 33  | 3   | 0  | 1.000 |
| 24 Alford, Slate     | .215 | 18-16 | 65  | 11  | 14  | 2  | 0  | 1  | 8   | 19  | .292 | 5   | 1  | 13  | 3   | .274 | 2  | 0  | 0-0    | 6   | 20  | 7  | .788  |
| -----                |      |       |     |     |     |    |    |    |     |     |      |     |    |     |     |      |    |    |        |     |     |    |       |
| 13 Chester, Nate     | .600 | 8-0   | 5   | 2   | 3   | 0  | 0  | 0  | 1   | 3   | .600 | 2   | 2  | 0   | 0   | .778 | 0  | 0  | 0-0    | 0   | 1   | 0  | 1.000 |
| 5 Downs, Aaron       | .375 | 8-1   | 8   | 3   | 3   | 0  | 0  | 0  | 1   | 3   | .375 | 4   | 0  | 2   | 0   | .583 | 0  | 0  | 0-0    | 0   | 0   | 0  | .000  |
| 3 Mershon, David     | .294 | 7-6   | 17  | 4   | 5   | 0  | 0  | 0  | 0   | 5   | .294 | 2   | 0  | 2   | 0   | .368 | 0  | 2  | 2-2    | 2   | 8   | 3  | .769  |
| 22 Highfill, Ross    | .286 | 14-12 | 49  | 12  | 14  | 4  | 0  | 4  | 14  | 30  | .612 | 4   | 3  | 17  | 1   | .368 | 1  | 0  | 0-0    | 131 | 12  | 1  | .993  |
| 7 Hujsak, Connor     | .263 | 13-2  | 19  | 2   | 5   | 2  | 0  | 1  | 4   | 10  | .526 | 1   | 0  | 6   | 1   | .286 | 1  | 0  | 1-1    | 2   | 1   | 0  | 1.000 |
| 33 Seibert, Von      | .250 | 5-0   | 4   | 0   | 1   | 0  | 0  | 0  | 0   | 1   | .250 | 1   | 0  | 3   | 0   | .400 | 0  | 0  | 0-0    | 7   | 1   | 0  | 1.000 |
| 42 Jordan, Dakota    | .239 | 14-13 | 46  | 6   | 11  | 1  | 0  | 1  | 8   | 15  | .326 | 10  | 0  | 12  | 1   | .350 | 4  | 0  | 1-2    | 21  | 0   | 2  | .913  |
| 27 Hoyle, Wil        | .143 | 8-0   | 7   | 0   | 1   | 1  | 0  | 0  | 1   | 2   | .286 | 0   | 0  | 3   | 0   | .143 | 0  | 0  | 0-0    | 1   | 2   | 1  | .750  |
| 28 Hubbard, Bryce    | .000 | 2-0   | 2   | 0   | 0   | 0  | 0  | 0  | 0   | 0   | .000 | 0   | 0  | 1   | 0   | .000 | 0  | 0  | 0-0    | 4   | 1   | 0  | 1.000 |
| Totals               | .300 | 22    | 730 | 186 | 219 | 42 | 2  | 36 | 177 | 373 | .511 | 150 | 27 | 141 | 15  | .427 | 20 | 8  | 34-37  | 578 | 167 | 30 | .961  |
| Opponents            | .234 | 22    | 728 | 140 | 170 | 29 | 4  | 18 | 113 | 261 | .359 | 135 | 26 | 249 | 7   | .368 | 10 | 9  | 45-51  | 547 | 213 | 34 | .957  |

LOB - Team (204), Opp (190). DPs turned - Team (8), Opp (18). CI - Team (0), Opp (2). IBB - Team (2), Hines 2. Picked off - Larry 1, Clark 1.

### (All games Sorted by Earned run avg)

| Player                 | era   | w-l  | app | gs | cg | sho | sv | ip    | h   | r   | er  | bb  | so  | 2b | 3b | hr | b/avg | wp | hp | bk | sfa | sha |
|------------------------|-------|------|-----|----|----|-----|----|-------|-----|-----|-----|-----|-----|----|----|----|-------|----|----|----|-----|-----|
| 14 Gibbs, Will         | 0.00  | 0-0  | 4   | 0  | 0  | 0/0 | 0  | 4.0   | 3   | 0   | 0   | 5   | 8   | 1  | 0  | 0  | .200  | 0  | 0  | 0  | 0   | 0   |
| 16 Cheatham, Cole      | 0.00  | 0-0  | 2   | 0  | 0  | 0/0 | 0  | 3.0   | 1   | 2   | 0   | 3   | 3   | 1  | 0  | 0  | .100  | 1  | 0  | 0  | 0   | 0   |
| 4 Nixon, Aaron         | 0.00  | 0-0  | 2   | 0  | 0  | 0/0 | 0  | 1.2   | 0   | 0   | 0   | 1   | 4   | 0  | 0  | 0  | .000  | 0  | 3  | 0  | 0   | 0   |
| 55 Tapper, Brock       | 0.90  | 1-0  | 6   | 0  | 0  | 0/0 | 0  | 10.0  | 13  | 2   | 1   | 3   | 11  | 1  | 1  | 0  | .310  | 1  | 0  | 0  | 0   | 0   |
| 25 Dohm, Nate          | 0.93  | 3-2  | 8   | 0  | 0  | 0/0 | 2  | 19.1  | 10  | 5   | 2   | 4   | 23  | 4  | 0  | 0  | .154  | 2  | 1  | 0  | 2   | 1   |
| 30 Loftin, Bradley     | 2.25  | 2-1  | 6   | 5  | 0  | 0/0 | 0  | 24.0  | 12  | 9   | 6   | 24  | 39  | 1  | 0  | 1  | .148  | 3  | 2  | 0  | 1   | 1   |
| 50 Cijntje, Jurrangelo | 2.25  | 3-0  | 5   | 4  | 0  | 0/0 | 0  | 20.0  | 7   | 6   | 5   | 13  | 26  | 0  | 0  | 0  | .117  | 2  | 6  | 0  | 1   | 2   |
| 12 Siary, Evan         | 4.96  | 0-1  | 6   | 0  | 0  | 0/0 | 1  | 16.1  | 14  | 12  | 9   | 6   | 17  | 3  | 1  | 2  | .222  | 1  | 3  | 0  | 0   | 1   |
| 32 Stinnett, Parker    | 5.40  | 0-0  | 1   | 0  | 0  | 0/0 | 0  | 1.2   | 2   | 2   | 1   | 0   | 2   | 0  | 0  | 0  | .400  | 0  | 1  | 0  | 1   | 1   |
| 36 Gartman, Landon     | 6.75  | 1-1  | 5   | 5  | 0  | 0/0 | 0  | 24.0  | 19  | 19  | 18  | 14  | 32  | 4  | 0  | 4  | .209  | 4  | 3  | 1  | 1   | 1   |
| 21 Holcombe, Colby     | 6.97  | 1-0  | 8   | 1  | 0  | 0/0 | 0  | 10.1  | 8   | 12  | 8   | 11  | 16  | 0  | 1  | 1  | .205  | 1  | 0  | 0  | 0   | 0   |
| 39 Yntema, Graham      | 7.63  | 1-2  | 6   | 4  | 0  | 0/0 | 0  | 15.1  | 18  | 17  | 13  | 12  | 18  | 1  | 0  | 1  | .290  | 1  | 2  | 1  | 0   | 0   |
| 45 Davis, Tyler        | 8.79  | 1-0  | 8   | 0  | 0  | 0/0 | 0  | 14.1  | 20  | 17  | 14  | 12  | 13  | 7  | 0  | 3  | .317  | 2  | 2  | 0  | 1   | 1   |
| 15 Smith, Cade         | 9.00  | 1-1  | 2   | 2  | 0  | 0/0 | 0  | 7.0   | 5   | 7   | 7   | 8   | 7   | 1  | 0  | 2  | .208  | 0  | 2  | 0  | 1   | 1   |
| 6 Forsythe, Logan      | 9.82  | 0-0  | 4   | 0  | 0  | 0/0 | 0  | 3.2   | 7   | 5   | 4   | 4   | 5   | 1  | 0  | 1  | .389  | 1  | 1  | 0  | 1   | 0   |
| 2 Hunt, KC             | 11.17 | 0-0  | 7   | 1  | 0  | 0/0 | 0  | 9.2   | 10  | 12  | 12  | 11  | 16  | 1  | 0  | 0  | .250  | 2  | 0  | 0  | 0   | 0   |
| 26 Hardin, Tyson       | 14.04 | 0-0  | 7   | 0  | 0  | 0/0 | 0  | 8.1   | 21  | 13  | 13  | 4   | 9   | 3  | 1  | 3  | .467  | 1  | 0  | 0  | 1   | 0   |
| Totals                 | 5.28  | 14-8 | 22  | 22 | 0  | 0/0 | 3  | 192.2 | 170 | 140 | 113 | 135 | 249 | 29 | 4  | 18 | .234  | 22 | 26 | 2  | 10  | 9   |
| Opponents              | 8.49  | 8-14 | 22  | 22 | 0  | 0/0 | 2  | 182.1 | 219 | 186 | 172 | 150 | 141 | 42 | 2  | 36 | .300  | 24 | 27 | 0  | 20  | 8   |

PB - Team (14), Highfill 12, Hancock 1, Hubbard 1, Opp (5). Pickoffs - Team (8), Loftin 3, Yntema 3, Cijntje 1, Smith 1, Opp (2). SBA/ATT - Hancock (25-26), Highfill (20-22), Hunt (9-9), Yntema (5-7), Gartman (7-7), Holcombe (4-6), Dohm (5-6), Cijntje (2-3), Hardin (3-3), Gibbs (2-2), Loftin (2-2), Smith (2-2), Stinnett (1-1), Siary (1-1), Forsythe, Lo (1-1), Tapper (1-1).



## 2023 SOUTHEASTERN CONFERENCE STATISTICS

Record: 0-3 Home: 0-0 Away: 0-3 SEC: 0-3

| Player               | avg  | gp-gs | ab | r  | h  | 2b | 3b | hr | rbi | tb | slg%  | bb | hp | so | gdp | ob%  | sf | sh | sb-att | po | a  | e | fld%  |
|----------------------|------|-------|----|----|----|----|----|----|-----|----|-------|----|----|----|-----|------|----|----|--------|----|----|---|-------|
| 44 Hines, Hunter     | .545 | 3-3   | 11 | 3  | 6  | 1  | 0  | 2  | 4   | 13 | 1.182 | 2  | 0  | 2  | 0   | .615 | 0  | 0  | 0-0    | 9  | 1  | 0 | 1.000 |
| 11 Clark, Kellum     | .333 | 3-3   | 12 | 3  | 4  | 0  | 1  | 2  | 5   | 12 | 1.000 | 1  | 0  | 3  | 1   | .385 | 0  | 0  | 0-0    | 6  | 0  | 0 | 1.000 |
| 10 Ledbetter, Colton | .222 | 3-3   | 9  | 0  | 2  | 0  | 0  | 0  | 0   | 2  | .222  | 5  | 0  | 1  | 0   | .500 | 0  | 0  | 0-0    | 9  | 0  | 1 | .900  |
| 24 Alford, Slate     | .182 | 3-3   | 11 | 1  | 2  | 0  | 0  | 0  | 0   | 2  | .182  | 1  | 0  | 2  | 0   | .250 | 0  | 0  | 0-0    | 1  | 2  | 1 | .750  |
| 8 Larry, Amani       | .167 | 3-3   | 12 | 0  | 2  | 0  | 0  | 0  | 0   | 2  | .167  | 0  | 0  | 3  | 0   | .167 | 0  | 2  | 0-0    | 5  | 3  | 0 | 1.000 |
| 22 Highfill, Ross    | .111 | 3-2   | 9  | 1  | 1  | 0  | 0  | 0  | 0   | 1  | .111  | 2  | 0  | 3  | 1   | .273 | 0  | 0  | 0-0    | 20 | 5  | 0 | 1.000 |
| 38 Chance, Bryce     | .083 | 3-3   | 12 | 1  | 1  | 0  | 0  | 0  | 0   | 1  | .083  | 1  | 0  | 2  | 0   | .154 | 0  | 1  | 0-0    | 5  | 0  | 0 | 1.000 |
| 43 Forsythe, Lane    | .000 | 3-3   | 7  | 0  | 0  | 0  | 0  | 0  | 0   | 0  | .000  | 4  | 0  | 3  | 0   | .364 | 0  | 0  | 0-0    | 3  | 3  | 0 | 1.000 |
| -----                |      |       |    |    |    |    |    |    |     |    |       |    |    |    |     |      |    |    |        |    |    |   |       |
| 20 Hancock, Luke     | .200 | 2-2   | 5  | 2  | 1  | 0  | 0  | 0  | 1   | 1  | .200  | 2  | 0  | 0  | 0   | .429 | 0  | 0  | 0-0    | 12 | 1  | 0 | 1.000 |
| 7 Hujsak, Connor     | .125 | 2-2   | 8  | 0  | 1  | 0  | 0  | 0  | 0   | 1  | .125  | 0  | 0  | 3  | 0   | .125 | 0  | 0  | 0-0    | 0  | 0  | 0 | .000  |
| 13 Chester, Nate     | .000 | 1-0   | 1  | 0  | 0  | 0  | 0  | 0  | 0   | 0  | .000  | 0  | 0  | 0  | 0   | .000 | 0  | 0  | 0-0    | 0  | 0  | 0 | .000  |
| 3 Mershon, David     | .000 | 1-0   | 0  | 0  | 0  | 0  | 0  | 0  | 0   | 0  | .000  | 0  | 0  | 0  | 0   | .000 | 0  | 0  | 0-0    | 0  | 0  | 0 | .000  |
| Totals               | .206 | 3     | 97 | 11 | 20 | 1  | 1  | 4  | 10  | 35 | .361  | 18 | 0  | 22 | 2   | .330 | 0  | 3  | 0-0    | 71 | 19 | 2 | .978  |
| Opponents            | .293 | 3     | 99 | 35 | 29 | 6  | 2  | 5  | 29  | 54 | .545  | 22 | 6  | 30 | 0   | .449 | 0  | 2  | 11-11  | 78 | 40 | 6 | .952  |

LOB - Team (29), Opp (23). DPs turned - Team (0), Opp (2). IBB - Team (2), Hines 2.

### (SEC games only Sorted by Earned run avg)

| Player                 | era   | w-l | app | gs | cg | sho | sv | ip   | h  | r  | er | bb | so | 2b | 3b | hr | b/avg | wp | hp | bk | sfa | sha |
|------------------------|-------|-----|-----|----|----|-----|----|------|----|----|----|----|----|----|----|----|-------|----|----|----|-----|-----|
| 14 Gibbs, Will         | 0.00  | 0-0 | 1   | 0  | 0  | 0/0 | 0  | 1.0  | 0  | 0  | 0  | 1  | 1  | 0  | 0  | 0  | .000  | 0  | 0  | 0  | 0   | 0   |
| 25 Dohm, Nate          | 3.38  | 0-1 | 1   | 0  | 0  | 0/0 | 0  | 2.2  | 2  | 1  | 1  | 0  | 5  | 0  | 0  | 0  | .222  | 2  | 0  | 0  | 0   | 1   |
| 12 Siary, Evan         | 4.15  | 0-0 | 1   | 0  | 0  | 0/0 | 0  | 4.1  | 3  | 2  | 2  | 1  | 1  | 0  | 1  | 1  | .176  | 0  | 2  | 0  | 0   | 0   |
| 2 Hunt, KC             | 4.50  | 0-0 | 1   | 0  | 0  | 0/0 | 0  | 2.0  | 1  | 1  | 1  | 2  | 4  | 1  | 0  | 0  | .143  | 1  | 0  | 0  | 0   | 0   |
| 55 Tapper, Brock       | 4.50  | 0-0 | 1   | 0  | 0  | 0/0 | 0  | 2.0  | 4  | 2  | 1  | 1  | 4  | 1  | 0  | 0  | .400  | 0  | 0  | 0  | 0   | 0   |
| 50 Cijntje, Jurrangelo | 7.20  | 0-0 | 1   | 1  | 0  | 0/0 | 0  | 5.0  | 2  | 4  | 4  | 5  | 6  | 0  | 0  | 0  | .125  | 0  | 2  | 0  | 0   | 1   |
| 36 Gartman, Landon     | 15.75 | 0-1 | 1   | 1  | 0  | 0/0 | 0  | 4.0  | 3  | 8  | 7  | 4  | 7  | 1  | 0  | 1  | .200  | 0  | 2  | 0  | 0   | 0   |
| 6 Forsythe, Logan      | 18.00 | 0-0 | 1   | 0  | 0  | 0/0 | 0  | 1.0  | 3  | 2  | 2  | 2  | 0  | 0  | 0  | 1  | .500  | 0  | 0  | 0  | 0   | 0   |
| 26 Hardin, Tyson       | 45.00 | 0-0 | 1   | 0  | 0  | 0/0 | 0  | 1.0  | 5  | 5  | 5  | 0  | 1  | 2  | 0  | 1  | .625  | 1  | 0  | 0  | 0   | 0   |
| 45 Davis, Tyler        | 81.00 | 0-0 | 1   | 0  | 0  | 0/0 | 0  | 0.1  | 3  | 3  | 3  | 1  | 0  | 1  | 0  | 1  | .750  | 1  | 0  | 0  | 0   | 0   |
| 21 Holcombe, Colby     | 81.00 | 0-0 | 1   | 0  | 0  | 0/0 | 0  | 0.1  | 2  | 3  | 3  | 2  | 1  | 0  | 1  | 0  | .667  | 1  | 0  | 0  | 0   | 0   |
| 39 Yntema, Graham      | 99.00 | 0-1 | 1   | 1  | 0  | 0/0 | 0  | 0.0  | 1  | 4  | 3  | 3  | 0  | 0  | 0  | 0  | 1.000 | 0  | 0  | 0  | 0   | 0   |
| Totals                 | 12.17 | 0-3 | 3   | 3  | 0  | 0/0 | 0  | 23.2 | 29 | 35 | 32 | 22 | 30 | 6  | 2  | 5  | .293  | 6  | 6  | 0  | 0   | 2   |
| Opponents              | 3.12  | 3-0 | 3   | 3  | 0  | 0/0 | 0  | 26.0 | 20 | 11 | 9  | 18 | 22 | 1  | 1  | 4  | .206  | 0  | 0  | 0  | 0   | 3   |

PB - Team (2), Highfill 2, Opp (2). SBA/ATT - Highfill (8-8), Hancock (3-3), Gartman (3-3), Gibbs (2-2), Yntema (2-2), Dohm (1-1), Siary (1-1), Tapper (1-1), Forsythe, Lo (1-1).



## 2023 GAME-BY-GAME (HITTING)

| Date    | Opponent         | ab  | r   | h   | rbi | 2b | 3b | hr | tb  | bb  | ibb | sb | cs | hbp | sac | sf | gdp | k   | po  | a   | e  | lob | avg  |
|---------|------------------|-----|-----|-----|-----|----|----|----|-----|-----|-----|----|----|-----|-----|----|-----|-----|-----|-----|----|-----|------|
| Feb 17  | VMI              | 38  | 11  | 16  | 11  | 4  | 0  | 1  | 23  | 10  | 0   | 5  | 0  | 0   | 0   | 2  | 0   | 2   | 27  | 10  | 3  | 15  | .421 |
| Feb 18  | VMI              | 43  | 13  | 17  | 13  | 6  | 0  | 2  | 29  | 6   | 0   | 1  | 0  | 0   | 0   | 0  | 2   | 2   | 27  | 7   | 3  | 9   | .407 |
| Feb 19  | VMI              | 35  | 9   | 10  | 8   | 2  | 0  | 3  | 21  | 5   | 0   | 4  | 0  | 0   | 0   | 1  | 0   | 5   | 27  | 10  | 1  | 8   | .371 |
| Feb 21  | ULM              | 32  | 5   | 6   | 5   | 0  | 0  | 2  | 12  | 5   | 0   | 0  | 0  | 2   | 0   | 0  | 1   | 6   | 27  | 10  | 3  | 7   | .331 |
| Feb 22  | ULM              | 33  | 14  | 12  | 14  | 3  | 0  | 3  | 24  | 10  | 0   | 0  | 0  | 3   | 0   | 1  | 1   | 5   | 27  | 5   | 2  | 10  | .337 |
| Feb 24  | ARIZONA STATE    | 33  | 4   | 7   | 4   | 2  | 0  | 0  | 9   | 7   | 0   | 0  | 0  | 2   | 0   | 0  | 3   | 10  | 27  | 5   | 1  | 11  | .318 |
| Feb 25  | ARIZONA STATE    | 29  | 5   | 6   | 5   | 0  | 0  | 0  | 6   | 5   | 0   | 3  | 0  | 0   | 0   | 0  | 0   | 7   | 27  | 11  | 0  | 5   | .305 |
| Feb 26  | ARIZONA STATE    | 34  | 16  | 15  | 15  | 1  | 0  | 3  | 25  | 5   | 0   | 2  | 0  | 2   | 1   | 3  | 0   | 9   | 27  | 7   | 0  | 5   | .321 |
| Feb 28  | vs Southern Miss | 28  | 10  | 7   | 9   | 1  | 1  | 1  | 13  | 8   | 0   | 0  | 1  | 5   | 0   | 2  | 1   | 7   | 27  | 7   | 3  | 9   | .315 |
| Mar 3   | vs Ohio State    | 30  | 3   | 3   | 2   | 1  | 0  | 0  | 4   | 12  | 0   | 2  | 0  | 4   | 0   | 0  | 0   | 12  | 27  | 8   | 4  | 16  | .296 |
| Mar 4   | vs Oklahoma      | 37  | 9   | 10  | 9   | 1  | 0  | 2  | 17  | 8   | 0   | 2  | 0  | 0   | 0   | 1  | 0   | 7   | 27  | 15  | 1  | 10  | .293 |
| Mar 5   | vs California    | 37  | 8   | 10  | 7   | 4  | 0  | 2  | 20  | 4   | 0   | 2  | 0  | 2   | 0   | 1  | 1   | 3   | 27  | 6   | 2  | 9   | .291 |
| Mar 7   | VALPARAISO       | 29  | 12  | 15  | 11  | 2  | 0  | 2  | 23  | 12  | 0   | 1  | 1  | 1   | 0   | 2  | 1   | 4   | 21  | 8   | 0  | 13  | .306 |
| Mar 10  | LIPSCOMB         | 32  | 8   | 9   | 8   | 3  | 0  | 1  | 15  | 4   | 0   | 0  | 0  | 2   | 1   | 1  | 0   | 8   | 27  | 7   | 0  | 8   | .304 |
| Mar 11  | LIPSCOMB         | 31  | 4   | 7   | 4   | 0  | 0  | 2  | 13  | 3   | 0   | 4  | 0  | 0   | 0   | 0  | 0   | 9   | 27  | 6   | 0  | 6   | .299 |
| Mar 11  | LIPSCOMB         | 32  | 12  | 11  | 12  | 2  | 0  | 4  | 25  | 8   | 0   | 1  | 0  | 1   | 2   | 1  | 0   | 10  | 27  | 2   | 3  | 9   | .302 |
| Mar 14  | vs Nicholls      | 34  | 12  | 12  | 11  | 2  | 0  | 3  | 23  | 11  | 0   | 6  | 0  | 1   | 0   | 1  | 1   | 7   | 27  | 11  | 1  | 11  | .305 |
| Mar 15  | vs Louisiana     | 28  | 4   | 8   | 4   | 4  | 0  | 0  | 12  | 4   | 0   | 0  | 1  | 0   | 1   | 1  | 1   | 3   | 27  | 6   | 0  | 6   | .304 |
| *Mar 17 | at Kentucky      | 40  | 5   | 8   | 5   | 0  | 0  | 1  | 11  | 7   | 0   | 0  | 0  | 0   | 1   | 0  | 0   | 13  | 29  | 7   | 0  | 13  | .298 |
| *Mar 18 | at Kentucky      | 31  | 3   | 5   | 3   | 1  | 0  | 2  | 12  | 3   | 0   | 0  | 0  | 0   | 1   | 0  | 1   | 5   | 24  | 2   | 1  | 5   | .291 |
| *Mar 19 | at Kentucky      | 26  | 3   | 7   | 2   | 0  | 1  | 1  | 12  | 8   | 2   | 0  | 0  | 0   | 1   | 0  | 1   | 4   | 18  | 10  | 1  | 11  | .290 |
| Mar 21  | ARKANSAS STATE   | 38  | 16  | 18  | 15  | 3  | 0  | 1  | 24  | 5   | 0   | 1  | 0  | 2   | 0   | 3  | 1   | 3   | 27  | 7   | 1  | 8   | .300 |
| Totals  |                  | 730 | 186 | 219 | 177 | 42 | 2  | 36 | 373 | 150 | 2   | 34 | 3  | 27  | 8   | 20 | 15  | 141 | 578 | 167 | 30 | 204 | .300 |



## 2023 GAME-BY-GAME (PITCHING)

| Date    | Opponent         | ip    | h   | r   | er  | bb  | so  | 2b | 3b | hr | wp | bk | hbp | dp | ibb | score   | w-l  | sv | era  |
|---------|------------------|-------|-----|-----|-----|-----|-----|----|----|----|----|----|-----|----|-----|---------|------|----|------|
| Feb 17  | VMI              | 9.0   | 8   | 2   | 1   | 4   | 11  | 2  | 0  | 0  | 1  | 1  | 1   | 2  | 0   | 11-2    | 1-0  | 0  | 1.00 |
| Feb 18  | VMI              | 9.0   | 7   | 14  | 11  | 12  | 12  | 1  | 0  | 1  | 1  | 0  | 1   | 0  | 0   | 13-14   | 1-1  | 0  | 6.00 |
| Feb 19  | VMI              | 9.0   | 9   | 3   | 3   | 3   | 13  | 2  | 0  | 0  | 2  | 1  | 0   | 0  | 0   | 9-3     | 2-1  | 0  | 5.00 |
| Feb 21  | ULM              | 9.0   | 12  | 11  | 8   | 5   | 14  | 2  | 0  | 2  | 1  | 0  | 2   | 0  | 0   | 5-11    | 2-2  | 0  | 5.75 |
| Feb 22  | ULM              | 9.0   | 6   | 3   | 2   | 5   | 15  | 0  | 0  | 0  | 0  | 0  | 2   | 0  | 0   | 14-3    | 3-2  | 0  | 5.00 |
| Feb 24  | ARIZONA STATE    | 9.0   | 12  | 13  | 13  | 12  | 11  | 0  | 1  | 2  | 1  | 0  | 1   | 0  | 0   | 4-13    | 3-3  | 0  | 6.33 |
| Feb 25  | ARIZONA STATE    | 9.0   | 5   | 1   | 1   | 2   | 10  | 0  | 0  | 0  | 1  | 0  | 2   | 0  | 0   | 5-1     | 4-3  | 1  | 5.57 |
| Feb 26  | ARIZONA STATE    | 9.0   | 8   | 3   | 3   | 5   | 12  | 0  | 0  | 2  | 0  | 0  | 0   | 0  | 0   | 16-3    | 5-3  | 1  | 5.25 |
| Feb 28  | vs Southern Miss | 9.0   | 5   | 9   | 6   | 11  | 12  | 4  | 0  | 0  | 0  | 0  | 1   | 1  | 0   | 10-9    | 6-3  | 1  | 5.33 |
| Mar 3   | vs Ohio State    | 9.0   | 5   | 8   | 4   | 8   | 15  | 2  | 0  | 0  | 2  | 0  | 1   | 2  | 0   | 3-8     | 6-4  | 1  | 5.20 |
| Mar 4   | vs Oklahoma      | 9.0   | 18  | 15  | 13  | 7   | 7   | 3  | 1  | 2  | 1  | 0  | 1   | 0  | 0   | 9-15    | 6-5  | 1  | 5.91 |
| Mar 5   | vs California    | 9.0   | 4   | 4   | 4   | 5   | 10  | 1  | 0  | 2  | 2  | 0  | 2   | 0  | 0   | 8-4     | 7-5  | 1  | 5.75 |
| Mar 7   | VALPARAISO       | 7.0   | 2   | 2   | 2   | 5   | 13  | 0  | 0  | 0  | 2  | 0  | 0   | 0  | 0   | 12-2    | 8-5  | 1  | 5.56 |
| Mar 10  | LIPSCOMB         | 9.0   | 4   | 2   | 1   | 5   | 11  | 0  | 0  | 0  | 1  | 0  | 3   | 2  | 0   | 8-2     | 9-5  | 2  | 5.23 |
| Mar 11  | LIPSCOMB         | 9.0   | 5   | 3   | 3   | 3   | 9   | 1  | 0  | 0  | 0  | 0  | 0   | 0  | 0   | 4-3     | 10-5 | 2  | 5.08 |
| Mar 11  | LIPSCOMB         | 9.0   | 6   | 4   | 1   | 8   | 9   | 2  | 0  | 0  | 0  | 0  | 0   | 0  | 0   | 12-4    | 11-5 | 2  | 4.82 |
| Mar 14  | vs Nicholls      | 9.0   | 10  | 4   | 3   | 6   | 9   | 0  | 0  | 2  | 0  | 0  | 0   | 0  | 0   | 12-4    | 12-5 | 2  | 4.71 |
| Mar 15  | vs Louisiana     | 9.0   | 10  | 2   | 2   | 3   | 12  | 1  | 0  | 0  | 0  | 0  | 0   | 0  | 0   | 4-2     | 13-5 | 3  | 4.56 |
| *Mar 17 | at Kentucky      | 9.2   | 5   | 6   | 6   | 7   | 15  | 1  | 0  | 0  | 3  | 0  | 2   | 0  | 0   | 5-6     | 13-6 | 3  | 4.61 |
| *Mar 18 | at Kentucky      | 8.0   | 10  | 12  | 10  | 8   | 12  | 2  | 0  | 2  | 0  | 0  | 2   | 0  | 0   | 3-12    | 13-7 | 3  | 4.91 |
| *Mar 19 | at Kentucky      | 6.0   | 14  | 17  | 16  | 7   | 3   | 3  | 2  | 3  | 3  | 0  | 2   | 0  | 0   | 3-17    | 13-8 | 3  | 5.54 |
| Mar 21  | ARKANSAS STATE   | 9.0   | 5   | 2   | 0   | 4   | 14  | 2  | 0  | 0  | 1  | 0  | 3   | 1  | 0   | 16-2    | 14-8 | 3  | 5.28 |
| Totals  |                  | 192.2 | 170 | 140 | 113 | 135 | 249 | 29 | 4  | 18 | 22 | 2  | 26  | 8  | 0   | 186-140 | 14-8 | 3  | 5.28 |

## 2023 GAME-BY-GAME STARTERS (BATTING ORDER)

| DATE | OPPONENT               | 1     | 2         | 3      | 4       | 5        | 6        | 7        | 8            | 9            | SP       |
|------|------------------------|-------|-----------|--------|---------|----------|----------|----------|--------------|--------------|----------|
| 2/17 | VMI                    | Larry | Ledbetter | Jordan | Hines   | Alford   | Clark    | Hancock  | Chance       | La. Forsythe | Smith    |
| 2/18 | VMI                    | Larry | Ledbetter | Jordan | Hines   | Alford   | Clark    | Hancock  | Chance       | La. Forsythe | Hunt     |
| 2/19 | VMI                    | Larry | Ledbetter | Jordan | Hancock | Alford   | Clark    | Chance   | Highfill     | La. Forsythe | Gartman  |
| 2/21 | ULM                    | Larry | Ledbetter | Jordan | Hines   | Alford   | Clark    | Hancock  | Chance       | La. Forsythe | Loftin   |
| 2/22 | ULM                    | Larry | Ledbetter | Jordan | Hancock | Alford   | Hines    | Chance   | Highfill     | La. Forsythe | Cijntje  |
| 2/24 | Arizona State          | Larry | Ledbetter | Chance | Hancock | Alford   | Hines    | Jordan   | Highfill     | La. Forsythe | Smith    |
| 2/25 | Arizona State          | Larry | Ledbetter | Jordan | Hancock | Alford   | Hines    | Clark    | Chance       | La. Forsythe | Yntema   |
| 2/26 | Arizona State          | Larry | Ledbetter | Jordan | Hancock | Alford   | Hines    | Clark    | Chance       | La. Forsythe | Gartman  |
| 2/28 | vs. Southern Miss. (1) | Larry | Ledbetter | Jordan | Hancock | Alford   | Hines    | Clark    | Highfill     | La. Forsythe | Loftin   |
| 3/3  | vs. Ohio State (3)     | Larry | Ledbetter | Jordan | Hancock | Alford   | Hines    | Clark    | Chance       | La. Forsythe | Cijntje  |
| 3/4  | vs. Oklahoma (3)       | Larry | Ledbetter | Chance | Hancock | Alford   | Hines    | Highfill | Clark        | La. Forsythe | Yntema   |
| 3/5  | vs. California (3)     | Larry | Ledbetter | Chance | Hancock | Alford   | Hines    | Highfill | Clark        | La. Forsythe | Gartman  |
| 3/7  | Valpariso              | Larry | Ledbetter | Chance | Hancock | Jordan   | Hines    | Clark    | La. Forsythe | Mershon      | Loftin   |
| 3/10 | Lipscomb               | Larry | Ledbetter | Chance | Hancock | Highfill | Hines    | Clark    | La. Forsythe | Mershon      | Cijntje  |
| 3/11 | Lipscomb               | Larry | Ledbetter | Chance | Hancock | Hines    | Jordan   | Clark    | La. Forsythe | Mershon      | Gartman  |
| 3/11 | Lipscomb               | Larry | Ledbetter | Chance | Hancock | Hines    | Highfill | Clark    | La. Forsythe | Mershon      | Yntema   |
| 3/14 | vs. Nicholls State (2) | Larry | Ledbetter | Chance | Hancock | Highfill | Hines    | Clark    | La. Forsythe | Mershon      | Loftin   |
| 3/15 | vs. Louisiana (2)      | Larry | Ledbetter | Chance | Hancock | Highfill | Hines    | Clark    | Alford       | La. Forsythe | Holcombe |
| 3/17 | at Kentucky*           | Larry | Ledbetter | Chance | Hancock | Highfill | Hines    | Clark    | Alford       | La. Forsythe | Cijntje  |
| 3/18 | at Kentucky*           | Larry | Ledbetter | Chance | Hancock | Hines    | Hujsak   | Clark    | Alford       | La. Forsythe | Gartman  |
| 3/19 | at Kentucky*           | Larry | Ledbetter | Chance | Hines   | Hujsak   | Clark    | Highfill | Alford       | La. Forsythe | Yntema   |
| 3/21 | Arkansas State         | Larry | Ledbetter | Hines  | Downs   | Clark    | Jordan   | Hancock  | La. Forsythe | Mershon      | Loftin   |
| 3/24 | Vanderbilt*            |       |           |        |         |          |          |          |              |              |          |
| 3/25 | Vanderbilt*            |       |           |        |         |          |          |          |              |              |          |
| 3/26 | Vanderbilt*            |       |           |        |         |          |          |          |              |              |          |
| 3/28 | Samford                |       |           |        |         |          |          |          |              |              |          |
| 3/30 | South Carolina*        |       |           |        |         |          |          |          |              |              |          |
| 3/31 | South Carolina*        |       |           |        |         |          |          |          |              |              |          |
| 4/1  | South Carolina*        |       |           |        |         |          |          |          |              |              |          |
| 4/4  | Grambling              |       |           |        |         |          |          |          |              |              |          |
| 4/6  | at Alabama*            |       |           |        |         |          |          |          |              |              |          |
| 4/7  | at Alabama*            |       |           |        |         |          |          |          |              |              |          |
| 4/8  | at Alabama*            |       |           |        |         |          |          |          |              |              |          |
| 4/11 | at UAB                 |       |           |        |         |          |          |          |              |              |          |
| 4/14 | Ole Miss*              |       |           |        |         |          |          |          |              |              |          |
| 4/15 | Ole Miss*              |       |           |        |         |          |          |          |              |              |          |
| 4/16 | Ole Miss*              |       |           |        |         |          |          |          |              |              |          |
| 4/18 | Southern               |       |           |        |         |          |          |          |              |              |          |
| 4/21 | at Auburn*             |       |           |        |         |          |          |          |              |              |          |
| 4/22 | at Auburn*             |       |           |        |         |          |          |          |              |              |          |
| 4/23 | at Auburn*             |       |           |        |         |          |          |          |              |              |          |
| 4/25 | vs. Ole Miss (1)       |       |           |        |         |          |          |          |              |              |          |
| 4/27 | at Tennessee*          |       |           |        |         |          |          |          |              |              |          |
| 4/28 | at Tennessee*          |       |           |        |         |          |          |          |              |              |          |
| 4/29 | at Tennessee*          |       |           |        |         |          |          |          |              |              |          |
| 5/5  | Arkansas*              |       |           |        |         |          |          |          |              |              |          |
| 5/6  | Arkansas*              |       |           |        |         |          |          |          |              |              |          |
| 5/7  | Arkansas*              |       |           |        |         |          |          |          |              |              |          |
| 5/9  | Memphis                |       |           |        |         |          |          |          |              |              |          |
| 5/12 | at LSU*                |       |           |        |         |          |          |          |              |              |          |
| 5/13 | at LSU*                |       |           |        |         |          |          |          |              |              |          |
| 5/14 | at LSU*                |       |           |        |         |          |          |          |              |              |          |
| 5/16 | North Alabama          |       |           |        |         |          |          |          |              |              |          |
| 5/18 | Texas A&M*             |       |           |        |         |          |          |          |              |              |          |
| 5/19 | Texas A&M*             |       |           |        |         |          |          |          |              |              |          |
| 5/20 | Texas A&M*             |       |           |        |         |          |          |          |              |              |          |

\* - Southeastern Conference game | (1) - Trustmark Park; Pearl, Miss. | (2) - MGM Park; Biloxi, Miss. | (3) - Riders Field; Frisco, Texas





## 2023 GAME-BY-GAME STARTERS (POSITION)

| DATE | OPPONENT               | C        | 1B      | 2B    | 3B      | SS           | LF        | CF        | RF     | DH      | SP       |
|------|------------------------|----------|---------|-------|---------|--------------|-----------|-----------|--------|---------|----------|
| 2/17 | VMI                    | Hancock  | Hines   | Larry | Alford  | La. Forsythe | Ledbetter | Jordan    | Clark  | Chance  | Smith    |
| 2/18 | VMI                    | Hancock  | Hines   | Larry | Alford  | La. Forsythe | Ledbetter | Jordan    | Clark  | Chance  | Hunt     |
| 2/19 | VMI                    | Highfill | Hancock | Larry | Alford  | La. Forsythe | Ledbetter | Jordan    | Clark  | Chance  | Gartman  |
| 2/21 | ULM                    | Hancock  | Hines   | Larry | Alford  | La. Forsythe | Ledbetter | Jordan    | Clark  | Chance  | Loftin   |
| 2/22 | ULM                    | Highfill | Hancock | Larry | Alford  | La. Forsythe | Jordan    | Ledbetter | Chance | Hines   | Cijntje  |
| 2/24 | Arizona State          | Highfill | Hancock | Larry | Alford  | La. Forsythe | Jordan    | Ledbetter | Chance | Hines   | Smith    |
| 2/25 | Arizona State          | Hancock  | Hines   | Larry | Alford  | La. Forsythe | Jordan    | Ledbetter | Clark  | Chance  | Yntema   |
| 2/26 | Arizona State          | Hancock  | Hines   | Larry | Alford  | La. Forsythe | Jordan    | Ledbetter | Clark  | Chance  | Gartman  |
| 2/28 | vs. Southern Miss. (1) | Highfill | Hancock | Larry | Alford  | La. Forsythe | Jordan    | Ledbetter | Clark  | Hines   | Loftin   |
| 3/3  | vs. Ohio State (3)     | Hancock  | Hines   | Larry | Alford  | La. Forsythe | Jordan    | Ledbetter | Clark  | Chance  | Cijntje  |
| 3/4  | vs. Oklahoma (3)       | Highfill | Hancock | Larry | Alford  | La. Forsythe | Chance    | Ledbetter | Clark  | Hines   | Yntema   |
| 3/5  | vs. California (3)     | Highfill | Hancock | Larry | Alford  | La. Forsythe | Chance    | Ledbetter | Clark  | Hines   | Gartman  |
| 3/7  | Valpariso              | Hancock  | Hines   | Larry | Mershon | La. Forsythe | Chance    | Ledbetter | Clark  | Jordan  | Loftin   |
| 3/10 | Lipscomb               | Highfill | Hancock | Larry | Mershon | La. Forsythe | Chance    | Ledbetter | Clark  | Hines   | Cijntje  |
| 3/11 | Lipscomb               | Hancock  | Hines   | Larry | Mershon | La. Forsythe | Chance    | Ledbetter | Clark  | Jordan  | Gartman  |
| 3/12 | Lipscomb               | Highfill | Hancock | Larry | Mershon | La. Forsythe | Chance    | Ledbetter | Clark  | Hines   | Yntema   |
| 3/14 | vs. Nicholls State (2) | Highfill | Hines   | Larry | Mershon | La. Forsythe | Chance    | Ledbetter | Clark  | Hancock | Loftin   |
| 3/15 | vs. Louisiana (2)      | Highfill | Hancock | Larry | Alford  | La. Forsythe | Chance    | Ledbetter | Clark  | Hines   | Holcombe |
| 3/17 | at Kentucky*           | Highfill | Hancock | Larry | Alford  | La. Forsythe | Chance    | Ledbetter | Clark  | Hines   | Cijntje  |
| 3/18 | at Kentucky*           | Hancock  | Hines   | Larry | Alford  | La. Forsythe | Chance    | Ledbetter | Clark  | Hujsak  | Gartman  |
| 3/19 | at Kentucky*           | Highfill | Hines   | Larry | Alford  | La. Forsythe | Chance    | Ledbetter | Clark  | Hujsak  | Yntema   |
| 3/21 | Arkansas State         | Hancock  | Hines   | Larry | Mershon | La. Forsythe | Jordan    | Ledbetter | Clark  | Downs   | Loftin   |
| 3/24 | Vanderbilt*            |          |         |       |         |              |           |           |        |         |          |
| 3/25 | Vanderbilt*            |          |         |       |         |              |           |           |        |         |          |
| 3/26 | Vanderbilt*            |          |         |       |         |              |           |           |        |         |          |
| 3/28 | Samford                |          |         |       |         |              |           |           |        |         |          |
| 3/30 | South Carolina*        |          |         |       |         |              |           |           |        |         |          |
| 3/31 | South Carolina*        |          |         |       |         |              |           |           |        |         |          |
| 4/1  | South Carolina*        |          |         |       |         |              |           |           |        |         |          |
| 4/4  | Grambling              |          |         |       |         |              |           |           |        |         |          |
| 4/6  | at Alabama*            |          |         |       |         |              |           |           |        |         |          |
| 4/7  | at Alabama*            |          |         |       |         |              |           |           |        |         |          |
| 4/8  | at Alabama*            |          |         |       |         |              |           |           |        |         |          |
| 4/11 | at UAB                 |          |         |       |         |              |           |           |        |         |          |
| 4/14 | Ole Miss*              |          |         |       |         |              |           |           |        |         |          |
| 4/15 | Ole Miss*              |          |         |       |         |              |           |           |        |         |          |
| 4/16 | Ole Miss*              |          |         |       |         |              |           |           |        |         |          |
| 4/18 | Southern               |          |         |       |         |              |           |           |        |         |          |
| 4/21 | at Auburn*             |          |         |       |         |              |           |           |        |         |          |
| 4/22 | at Auburn*             |          |         |       |         |              |           |           |        |         |          |
| 4/23 | at Auburn*             |          |         |       |         |              |           |           |        |         |          |
| 4/25 | vs. Ole Miss (1)       |          |         |       |         |              |           |           |        |         |          |
| 4/27 | at Tennessee*          |          |         |       |         |              |           |           |        |         |          |
| 4/28 | at Tennessee*          |          |         |       |         |              |           |           |        |         |          |
| 4/29 | at Tennessee*          |          |         |       |         |              |           |           |        |         |          |
| 5/5  | Arkansas*              |          |         |       |         |              |           |           |        |         |          |
| 5/6  | Arkansas*              |          |         |       |         |              |           |           |        |         |          |
| 5/7  | Arkansas*              |          |         |       |         |              |           |           |        |         |          |
| 5/9  | Memphis                |          |         |       |         |              |           |           |        |         |          |
| 5/12 | at LSU*                |          |         |       |         |              |           |           |        |         |          |
| 5/13 | at LSU*                |          |         |       |         |              |           |           |        |         |          |
| 5/14 | at LSU*                |          |         |       |         |              |           |           |        |         |          |
| 5/16 | North Alabama          |          |         |       |         |              |           |           |        |         |          |
| 5/18 | Texas A&M*             |          |         |       |         |              |           |           |        |         |          |
| 5/19 | Texas A&M*             |          |         |       |         |              |           |           |        |         |          |
| 5/20 | Texas A&M*             |          |         |       |         |              |           |           |        |         |          |

\* - Southeastern Conference game | (1) - Trustmark Park; Pearl, Miss. | (2) - MGM Park; Biloxi, Miss. | (3) - Riders Field; Frisco, Texas

## 2023 TV/MEDIA ROSTER



**2 | KC Hunt**  
RHP | L/R | Sr./Jr.  
Wyckoff, N.J.



**3 | David Mershon**  
IF | S/R | Fr./Fr.  
Taylors, S.C.



**4 | Aaron Nixon**  
RHP | R/R | Jr./Jr.  
McAllen, Texas



**5 | Aaron Downs**  
IF/OF | R/R | So./So.  
Pella, Iowa



**6 | Logan Forsythe**  
RHP | R/R | Fr./Fr.  
D'Iberville, Miss.




**7 | Connor Hujsak**  
IF/OF | R/R | Jr./Jr.  
Richland, Miss.



**8 | Amani Larry**  
IF | R/R | Jr./Jr.  
Bossier City, La.



**9 | Pico Kohn**  
LHP | L/L | So./So.  
Verbena, Ala.



**10 | Colton Ledbetter**  
OF | L/R | Jr./Jr.  
Hoover, Ala.



**11 | Kellum Clark**  
OF | L/R | Jr./Jr.  
Brandon, Miss.



**12 | Evan Siary**  
RHP | R/R | Fr./Fr.  
Columbus, Miss.




**13 | Nate Chester**  
IF | R/R | So./So.  
Kansas City, Mo.



**14 | Will Gibbs**  
RHP | R/R | Fr./Fr.  
Flowood, Miss.



**15 | Cade Smith**  
RHP | L/R | Jr./Jr.  
Southaven, Miss.



**16 | Cole Cheatham**  
LHP | L/L | So./So.  
Ardmore, Ala.



**17 | Stone Simmons**  
RHP | R/R | Sr./Jr.  
Houston, Texas



**19 | Max Miller**  
LHP | L/L | Fr./Fr.  
Vanceville, Miss.




**20 | Luke Hancock**  
C/IF | L/R | Gr./Sr.  
Houston, Miss.



**21 | Colby Holcombe**  
RHP | R/R | So./So.  
Florence, Ala.



**22 | Ross Highfill**  
C | R/R | Fr./Fr.  
Madison, Miss.



**24 | Slate Alford**  
IF | R/R | So./So.  
Madison, Ala.



**25 | Nate Dohm**  
RHP | R/R | So./So.  
Zionsville, Ind.



**26 | Tyson Hardin**  
RHP | R/R | So./So.  
Dover, Fla.



**27 | Wil Hoyle**  
IF | S/R | Gr./Sr.  
Durham, N.C.



**28 | Bryce Hubbard**  
C | L/R | Fr./Fr.  
Norcross, Ga.



**29 | Nate Williams**  
RHP | R/R | So./So.  
Acworth, Ga.



**30 | Bradley Loftin**  
LHP | L/L | Fr./Fr.  
Southaven, Miss.



**32 | Parker Stinnett**  
RHP | R/R | Sr./Jr.  
Oxford, Miss.



**33 | Von Seibert**  
IF/OF | L/L | Sr./Jr.  
Daphne, Ala.



**36 | Landon Gartman**  
RHP | R/R | Sr./Jr.  
Bogue Chitto, Miss.



**37 | Hollis Porter**  
IF/OF | L/L | Fr./Fr.  
Hurley, Miss.



**38 | Bryce Chance**  
OF | R/R | So./Fr.  
Ridgeland, Miss.



**39 | Graham Yntema**  
LHP | L/L | So./So.  
Lilburn, Ga.



**40 | Ryan Williams**  
C | S/R | Fr./Fr.  
Cypress, Texas



**42 | Dakota Jordan**  
OF | R/R | Fr./Fr.  
Canton, Miss.



**43 | Lane Forsythe**  
IF | R/R | Jr./Jr.  
Humboldt, Tenn.



**44 | Hunter Hines**  
IF/OF | L/R | So./So.  
Madison, Miss.



**45 | Tyler Davis**  
LHP | L/L | Jr./Jr.  
Newport News, Va.



**48 | Brooks Auger**  
RHP | R/R | Jr./Jr.  
Farmerville, La.



**50 | Jurrangelo Cijntje**  
BHP | S/S | Fr./Fr.  
Pembroke Pines, Fla.



**55 | Brock Tapper**  
LHP | L/L | Fr./Fr.  
Nesbit, Miss.



## HITTER PROFILES

# 3 DAVID MERSHON

INF | S/R | FR. | 5-8 | 165  
TAYLORS, S.C. / EASTSIDE HS

### QUICK HITS

- Made his collegiate debut on March 7 against Valpariso
- Collected his first collegiate hit against Valpariso (March 7)

### SINGLE GAME CAREER HIGHS

|                |    |                         |
|----------------|----|-------------------------|
| At Bats        | 3  | vs. Lipscomb (3/11/23)  |
| Hits           | 2  | vs. Valparaiso (3/7/23) |
| Runs Scored    | 1  | vs. Lipscomb (3/11/23)  |
| Runs Batted In | -- | --                      |
| Doubles        | -- | --                      |
| Triples        | -- | --                      |
| Home Runs      | -- | --                      |
| Walks          | 1  | vs. Lipscomb (3/11/23)  |
| Stolen Bases   | 2  | vs. Lipscomb (3/11/23)  |

### SPECIALTY STATS

|             | 2023 | CAREER |
|-------------|------|--------|
| 2 Hit Game  | 2    | 2      |
| 3 Hit Game  | --   | --     |
| 4+ Hit Game | --   | --     |
| 2 RBI Game  | --   | --     |
| 3 RBI Game  | --   | --     |
| 4+ RBI Game | --   | --     |

### MERSHON'S GAME-BY-GAME HITTING STATS

| DATE   | OPP            | POS   | AB | R | H | RBI | 2B | 3B | HR | BB | K | SB | CS | AVG  |
|--------|----------------|-------|----|---|---|-----|----|----|----|----|---|----|----|------|
| 3/7    | Valparaiso     | 3B/SS | 3  | 1 | 2 | 0   | 0  | 0  | 0  | 1  | 0 | 0  | 0  | .667 |
| 3/10   | Lipscomb       | 3B    | 3  | 0 | 0 | 0   | 0  | 0  | 0  | 0  | 2 | 0  | 0  | .333 |
| 3/11   | Lipscomb       | 3B    | 3  | 1 | 1 | 0   | 0  | 0  | 0  | 0  | 2 | 0  | 0  | .333 |
| 3/11   | Lipscomb       | 3B    | 2  | 0 | 0 | 0   | 0  | 0  | 0  | 1  | 0 | 0  | 0  | .273 |
| 3/14   | vs. Nicholls   | 3B    | 1  | 0 | 0 | 0   | 0  | 0  | 0  | 0  | 0 | 0  | 0  | .250 |
| 3/17   | vs. Kentucky   | DH    | 0  | 0 | 0 | 0   | 0  | 0  | 0  | 0  | 0 | 0  | 0  | .250 |
| 3/21   | Arkansas State | 3B    | 5  | 2 | 2 | 0   | 0  | 0  | 0  | 0  | 0 | 0  | 0  | .294 |
| TOTALS |                |       | 17 | 4 | 5 | 0   | 0  | 0  | 2  | 2  | 2 | 0  | 0  | .294 |

### CAREER HITTING STATS

| YEAR  | AVG  | GP-GS | AB | R | H | 2B | 3B | HR | RBI | TB | SLG% | BB | HP | SO | GDP | OB%  | SF | SH |
|-------|------|-------|----|---|---|----|----|----|-----|----|------|----|----|----|-----|------|----|----|
| 2023  | .294 | 7-6   | 17 | 4 | 5 | 0  | 0  | 0  | 0   | 5  | .294 | 2  | 0  | 2  | 0   | .368 | 0  | 2  |
| TOTAL | .294 | 7-6   | 17 | 4 | 5 | 0  | 0  | 0  | 0   | 5  | .294 | 2  | 0  | 2  | 0   | .368 | 0  | 2  |

# 5 AARON DOWNS

INF/OF | R/R | SO. | 6-0 | 210  
PELLA, IOWA / HERITAGE ACADEMY

### QUICK HITS

- Earned his first start of the season against Arkansas State

### SINGLE GAME CAREER HIGHS

|                |    |                                |
|----------------|----|--------------------------------|
| At Bats        | 4  | vs. Texas A&M (5/13/22)        |
| Hits           | 2  | vs. Grambling (3/1/22)         |
| Runs Scored    | 1  | vs. Texas A&M (5/13/22)        |
| Runs Batted In | 2  | vs Northern Kentucky (2/27/22) |
| Doubles        | 1  | vs. Texas A&M (5/13/22)        |
| Triples        | -- | --                             |
| Home Runs      | -- | --                             |
| Walks          | 1  | vs. Valparaiso (3/7/23)        |
| Stolen Bases   | -- | --                             |

### SPECIALTY STATS

|             | 2023 | CAREER |
|-------------|------|--------|
| 2 Hit Game  | --   | 2      |
| 3 Hit Game  | --   | --     |
| 4+ Hit Game | --   | --     |
| 2 RBI Game  | --   | 1      |
| 3 RBI Game  | --   | --     |
| 4+ RBI Game | --   | --     |

### DOWNS' GAME-BY-GAME HITTING STATS

| DATE   | OPP            | POS | AB | R | H | RBI | 2B | 3B | HR | BB | K | SB | CS | AVG   |
|--------|----------------|-----|----|---|---|-----|----|----|----|----|---|----|----|-------|
| 2/17   | VMI            | PH  | 0  | 0 | 0 | 0   | 0  | 0  | 0  | 1  | 0 | 0  | 0  | .000  |
| 2/21   | ULM            | PH  | 1  | 0 | 1 | 0   | 0  | 0  | 0  | 0  | 0 | 0  | 0  | 1.000 |
| 2/22   | ULM            | PH  | 1  | 0 | 1 | 0   | 0  | 0  | 0  | 0  | 0 | 0  | 0  | 1.000 |
| 2/24   | Arizona State  | PH  | 1  | 0 | 0 | 0   | 0  | 0  | 0  | 0  | 1 | 0  | 0  | .667  |
| 2/26   | Arizona State  | PH  | 1  | 0 | 0 | 0   | 0  | 0  | 0  | 0  | 1 | 0  | 0  | .500  |
| 3/7    | Valparaiso     | PH  | 0  | 0 | 0 | 0   | 0  | 0  | 0  | 1  | 0 | 0  | 0  | .500  |
| 3/14   | vs. Nicholls   | PH  | 1  | 0 | 0 | 0   | 0  | 0  | 0  | 0  | 0 | 0  | 0  | .400  |
| 3/21   | Arkansas State | DH  | 3  | 3 | 1 | 1   | 0  | 0  | 0  | 2  | 0 | 0  | 0  | .375  |
| TOTALS |                |     | 8  | 3 | 3 | 1   | 0  | 0  | 4  | 2  | 0 | 0  | 0  | .375  |

### CAREER HITTING STATS

| YEAR  | AVG  | GP-GS | AB | R | H  | 2B | 3B | HR | RBI | TB | SLG% | BB | HP | SO | GDP | OB%  | SF | SH |
|-------|------|-------|----|---|----|----|----|----|-----|----|------|----|----|----|-----|------|----|----|
| 2022  | .206 | 18-7  | 34 | 5 | 7  | 3  | 0  | 0  | 2   | 10 | .294 | 4  | 1  | 15 | 0   | .308 | 0  | 1  |
| 2023  | .375 | 8-1   | 8  | 3 | 3  | 0  | 0  | 0  | 1   | 3  | .375 | 4  | 0  | 2  | 0   | .583 | 0  | 0  |
| TOTAL | .238 | 26-8  | 42 | 8 | 10 | 3  | 0  | 0  | 3   | 13 | .310 | 8  | 1  | 17 | 0   | .373 | 0  | 1  |

## HITTER PROFILES

# 7 CONNOR HUJSAK

INF/OF | R/R | JR. | 6-2 | 200  
GOFFSTOWN, N.H. / GOFFSTOWN HS / VCU

### QUICK HITS

- Hit his first home run as a Dawg against Lipscomb (3/11)

### SINGLE GAME CAREER HIGHS

|                |   |                                 |
|----------------|---|---------------------------------|
| At Bats        | 6 | vs. UMass (5/14/22)*            |
| Hits           | 4 | vs. Old Dominion (5/10/22)*     |
| Runs Scored    | 3 | vs. James Madison (5/21/21)*    |
| Runs Batted In | 4 | vs. Georgia (6/3/22)*           |
| Doubles        | 2 | vs. Old Dominion (5/10/22)*     |
| Triples        | 1 | vs. Longwood (2/22/22)*         |
| Home Runs      | 2 | vs. North Carolina (6/4/22)*    |
| Walks          | 2 | vs. Richmond (4/17/22)*         |
| Stolen Bases   | 4 | vs. George Washington (5/7/22)* |

\*Career-highs from VCU

### SPECIALTY STATS

|             | 2023 | CAREER |
|-------------|------|--------|
| 2 Hit Game  | --   | 15     |
| 3 Hit Game  | --   | 8      |
| 4+ Hit Game | --   | 2      |
| 2 RBI Game  | --   | 22     |
| 3 RBI Game  | --   | 6      |
| 4+ RBI Game | --   | 2      |

### HUJSAK'S GAME-BY-GAME HITTING STATS

| DATE          | OPP            | POS   | AB        | R        | H        | RBI      | 2B       | 3B       | HR       | BB       | K        | SB       | CS       | AVG         |
|---------------|----------------|-------|-----------|----------|----------|----------|----------|----------|----------|----------|----------|----------|----------|-------------|
| 2/17          | VMI            | PH    | 1         | 0        | 0        | 0        | 0        | 0        | 0        | 0        | 0        | 0        | 0        | .000        |
| 2/21          | ULM            | PR    | 0         | 0        | 0        | 0        | 0        | 0        | 0        | 0        | 0        | 0        | 0        | .000        |
| 2/22          | ULM            | PH    | 1         | 0        | 1        | 1        | 1        | 0        | 0        | 0        | 0        | 0        | 0        | 1.000       |
| 2/24          | Arizona State  | PH    | 1         | 0        | 0        | 0        | 0        | 0        | 0        | 0        | 0        | 0        | 0        | .333        |
| 2/26          | Arizona State  | PH    | 0         | 0        | 0        | 1        | 0        | 0        | 0        | 0        | 0        | 0        | 0        | .333        |
| 3/3           | Ohio State     | PH/OF | 1         | 0        | 0        | 0        | 0        | 0        | 0        | 0        | 1        | 0        | 0        | .250        |
| 3/7           | Valparaiso     | OF    | 0         | 0        | 0        | 1        | 0        | 0        | 0        | 1        | 0        | 0        | 0        | .250        |
| 3/11          | Lipscomb       | PH/DH | 2         | 1        | 1        | 1        | 0        | 0        | 1        | 0        | 0        | 0        | 0        | .333        |
| 3/11          | Lipscomb       | OF    | 1         | 0        | 0        | 0        | 0        | 0        | 0        | 0        | 1        | 0        | 0        | .286        |
| 3/14          | vs. Nicholls   | OF    | 2         | 0        | 1        | 0        | 0        | 0        | 0        | 0        | 1        | 1        | 0        | .333        |
| 3/18          | vs. Kentucky   | DH    | 4         | 0        | 1        | 0        | 0        | 0        | 0        | 0        | 1        | 0        | 0        | .308        |
| 3/19          | vs. Kentucky   | DH    | 4         | 0        | 0        | 0        | 0        | 0        | 0        | 0        | 2        | 0        | 0        | .235        |
| 3/21          | Arkansas State | PH/CF | 2         | 1        | 1        | 0        | 1        | 0        | 0        | 0        | 0        | 0        | 0        | .263        |
| <b>TOTALS</b> |                |       | <b>19</b> | <b>2</b> | <b>5</b> | <b>4</b> | <b>2</b> | <b>0</b> | <b>1</b> | <b>1</b> | <b>6</b> | <b>1</b> | <b>1</b> | <b>.235</b> |

### CAREER HITTING STATS

| YEAR         | AVG         | GP-GS          | AB         | R         | H          | 2B        | 3B       | HR        | RBI       | TB         | SLG%        | BB        | HP        | SO         | GDP      | OB%         | SF       | SH       |
|--------------|-------------|----------------|------------|-----------|------------|-----------|----------|-----------|-----------|------------|-------------|-----------|-----------|------------|----------|-------------|----------|----------|
| 2021*        | .239        | 49-48          | 176        | 42        | 42         | 12        | 3        | 7         | 35        | 81         | .460        | 25        | 5         | 55         | 1        | .346        | 2        | 4        |
| 2022*        | .289        | 62-61          | 253        | 39        | 73         | 20        | 2        | 12        | 55        | 133        | .526        | 25        | 5         | 51         | 1        | .363        | 1        | 1        |
| 2023         | .263        | 13-2           | 19         | 2         | 5          | 2         | 0        | 1         | 4         | 10         | .526        | 1         | 0         | 6          | 1        | .286        | 1        | 0        |
| <b>TOTAL</b> | <b>.269</b> | <b>124-111</b> | <b>448</b> | <b>83</b> | <b>120</b> | <b>34</b> | <b>5</b> | <b>20</b> | <b>94</b> | <b>224</b> | <b>.504</b> | <b>51</b> | <b>10</b> | <b>112</b> | <b>3</b> | <b>.332</b> | <b>4</b> | <b>5</b> |

\*Statistics from VCU

# 8 AMANI LARRY

INF | R/R | JR. | 5-11 | 190  
BOSSIER CITY, LA. / PARKAWAY HS / NEW ORLEANS

### QUICK HITS

- Has seven multi-hit games, the most on the team.  
- Leads SEC and 6th in nation in HBP  
- Fourth best active career on base percentage (.491)

### SINGLE GAME CAREER HIGHS

|                |   |                         |
|----------------|---|-------------------------|
| At Bats        | 7 | vs. Oklahoma (3/18/22)* |
| Hits           | 4 | vs. VMI (2/17/23)       |
| Runs Scored    | 4 | vs. ULM (3/5/22)*       |
| Runs Batted In | 6 | vs. Oklahoma (3/18/22)* |
| Doubles        | 2 | vs. VMI (2/18/23)       |
| Triples        | 1 | vs. UIW (5/7/22)*       |
| Home Runs      | 1 | vs. California (3/5/22) |
| Walks          | 3 | vs. HBU (4/3/22)*       |
| Stolen Bases   | 2 | vs. California (3/5/22) |

\*Career-highs from New Orleans

### SPECIALTY STATS

|             | 2023 | CAREER |
|-------------|------|--------|
| 2 Hit Game  | 6    | 25     |
| 3 Hit Game  | 1    | 8      |
| 4+ Hit Game | 1    | 1      |
| 2 RBI Game  | --   | 8      |
| 3 RBI Game  | --   | 5      |
| 4+ RBI Game | 2    | 4      |

### LARRY'S GAME-BY-GAME HITTING STATS

| DATE          | OPP               | POS | AB        | R         | H         | RBI       | 2B       | 3B       | HR       | BB        | K        | SB        | CS       | AVG         |
|---------------|-------------------|-----|-----------|-----------|-----------|-----------|----------|----------|----------|-----------|----------|-----------|----------|-------------|
| 2/17          | VMI               | 2B  | 4         | 1         | 4         | 4         | 1        | 0        | 0        | 1         | 0        | 2         | 0        | 1.000       |
| 2/18          | VMI               | 2B  | 5         | 3         | 2         | 1         | 2        | 0        | 0        | 1         | 0        | 0         | 0        | .400        |
| 2/19          | VMI               | 2B  | 5         | 2         | 2         | 4         | 0        | 0        | 1        | 0         | 1        | 2         | 0        | .400        |
| 2/21          | ULM               | 2B  | 3         | 0         | 0         | 0         | 0        | 0        | 0        | 0         | 0        | 0         | 0        | .471        |
| 2/22          | ULM               | 2B  | 3         | 1         | 0         | 1         | 0        | 0        | 0        | 1         | 0        | 0         | 0        | .400        |
| 2/24          | Arizona State     | 2B  | 4         | 0         | 0         | 0         | 0        | 0        | 0        | 0         | 0        | 0         | 0        | .333        |
| 2/25          | Arizona State     | 2B  | 4         | 2         | 2         | 1         | 0        | 0        | 0        | 0         | 0        | 0         | 0        | .357        |
| 2/26          | Arizona State     | 2B  | 4         | 3         | 2         | 0         | 0        | 0        | 0        | 0         | 0        | 0         | 0        | .375        |
| 2/28          | vs. Southern Miss | 2B  | 3         | 3         | 1         | 2         | 0        | 0        | 1        | 1         | 0        | 0         | 0        | .371        |
| 3/3           | vs. Ohio State    | 2B  | 2         | 0         | 0         | 0         | 0        | 0        | 0        | 2         | 0        | 1         | 0        | .351        |
| 3/4           | vs. Oklahoma      | 2B  | 4         | 2         | 1         | 0         | 0        | 0        | 0        | 2         | 1        | 0         | 0        | .341        |
| 3/5           | vs. California    | 2B  | 4         | 2         | 3         | 1         | 1        | 0        | 1        | 0         | 0        | 2         | 0        | .378        |
| 3/7           | Valparaiso        | 2B  | 2         | 0         | 1         | 1         | 0        | 0        | 0        | 2         | 0        | 0         | 0        | .383        |
| 3/10          | Lipscomb          | 2B  | 2         | 1         | 0         | 1         | 0        | 0        | 0        | 2         | 0        | 0         | 0        | .367        |
| 3/11          | Lipscomb          | 2B  | 4         | 1         | 1         | 1         | 0        | 0        | 0        | 0         | 1        | 1         | 0        | .358        |
| 3/11          | Lipscomb          | 2B  | 1         | 2         | 0         | 0         | 0        | 0        | 0        | 1         | 0        | 0         | 0        | .352        |
| 3/14          | vs. Nicholls      | 2B  | 2         | 2         | 1         | 1         | 0        | 0        | 0        | 2         | 0        | 3         | 0        | .357        |
| 3/15          | vs. Louisiana     | 2B  | 4         | 1         | 2         | 1         | 1        | 0        | 0        | 0         | 0        | 0         | 0        | .367        |
| 3/17          | vs. Kentucky      | 2B  | 6         | 0         | 0         | 0         | 0        | 0        | 0        | 0         | 2        | 0         | 0        | .333        |
| 3/18          | vs. Kentucky      | 2B  | 3         | 0         | 0         | 0         | 0        | 0        | 0        | 0         | 0        | 0         | 0        | .319        |
| 3/19          | vs. Kentucky      | 2B  | 3         | 0         | 2         | 0         | 0        | 0        | 0        | 0         | 1        | 0         | 0        | .333        |
| 3/21          | Arkansas State    | 2B  | 1         | 3         | 0         | 0         | 0        | 0        | 0        | 2         | 0        | 0         | 0        | .329        |
| <b>TOTALS</b> |                   |     | <b>73</b> | <b>29</b> | <b>24</b> | <b>19</b> | <b>5</b> | <b>0</b> | <b>3</b> | <b>17</b> | <b>7</b> | <b>11</b> | <b>0</b> | <b>.329</b> |

### CAREER HITTING STATS

| YEAR         | AVG         | GP-GS        | AB         | R         | H          | 2B        | 3B       | HR        | RBI       | TB         | SLG%        | BB        | HP        | SO        | GDP      | OB%         | SF       | SH       |
|--------------|-------------|--------------|------------|-----------|------------|-----------|----------|-----------|-----------|------------|-------------|-----------|-----------|-----------|----------|-------------|----------|----------|
| 2022*        | .370        | 53-53        | 211        | 67        | 78         | 13        | 2        | 9         | 56        | 122        | .578        | 32        | 12        | 29        | 2        | .477        | 1        | 2        |
| 2023         | .329        | 22-22        | 73         | 29        | 24         | 5         | 0        | 3         | 19        | 38         | .521        | 17        | 10        | 7         | 3        | .495        | 3        | 1        |
| <b>TOTAL</b> | <b>.349</b> | <b>74-74</b> | <b>284</b> | <b>96</b> | <b>102</b> | <b>18</b> | <b>2</b> | <b>12</b> | <b>75</b> | <b>160</b> | <b>.550</b> | <b>49</b> | <b>22</b> | <b>36</b> | <b>5</b> | <b>.486</b> | <b>4</b> | <b>3</b> |

\*Statistics from New Orleans





## HITTER PROFILES

# 10 COLTON LEDBETTER

OF | L/R | JR. | 6-2 | 205  
HOOVER, ALA. / SPAIN PARK HS / SAMFORD

### QUICK HITS

- Second Team Preseason All-SEC
- Drove in a season-high six runs in the second game of the season.
- Fourth in the NCAA with 23 walks, which leads the SEC

### SINGLE GAME CAREER HIGHS

|                |   |                                 |
|----------------|---|---------------------------------|
| At Bats        | 6 | vs. S.E. Louisiana (3/20/22)*   |
| Hits           | 5 | vs. Western Carolina (5/25/22)* |
| Runs Scored    | 5 | vs. Western Carolina (5/25/22)* |
| Runs Batted In | 9 | vs. Western Carolina (5/25/22)* |
| Doubles        | 2 | vs. VMI (2/18/23)               |
| Triples        | 1 | vs. UNC Greensboro (4/23/22)*   |
| Home Runs      | 2 | vs. Western Carolina (5/25/22)* |
| Walks          | 3 | vs. Mercer (5/27/22)*           |
| Stolen Bases   | 2 | vs. UAB (3/29/22)*              |

\*Career-highs from Samford

### SPECIALTY STATS

|             | 2023 | CAREER |
|-------------|------|--------|
| 2 Hit Game  | 3    | 21     |
| 3 Hit Game  | 1    | 4      |
| 4+ Hit Game | 1    | 4      |
| 2 RBI Game  | 2    | 7      |
| 3 RBI Game  | 1    | 7      |
| 4+ RBI Game | 4    | 7      |

### LEDBETTER'S GAME-BY-GAME HITTING STATS

| DATE   | OPP               | POS | AB | R  | H  | RBI | 2B | 3B | HR | BB | K  | SB | CS | AVG  |
|--------|-------------------|-----|----|----|----|-----|----|----|----|----|----|----|----|------|
| 2/17   | VMI               | LF  | 4  | 0  | 1  | 0   | 1  | 0  | 0  | 1  | 0  | 1  | 0  | .250 |
| 2/18   | VMI               | LF  | 5  | 1  | 4  | 6   | 2  | 0  | 1  | 1  | 0  | 0  | 0  | .800 |
| 2/19   | VMI               | LF  | 4  | 1  | 1  | 0   | 0  | 0  | 0  | 1  | 1  | 1  | 0  | .250 |
| 2/21   | ULM               | LF  | 5  | 1  | 1  | 0   | 0  | 0  | 0  | 0  | 1  | 0  | 0  | .389 |
| 2/22   | ULM               | CF  | 5  | 2  | 2  | 4   | 0  | 0  | 0  | 0  | 0  | 0  | 0  | .391 |
| 2/24   | Arizona State     | CF  | 4  | 0  | 0  | 0   | 0  | 0  | 0  | 0  | 2  | 0  | 0  | .333 |
| 2/25   | Arizona State     | CF  | 3  | 0  | 2  | 2   | 0  | 0  | 0  | 1  | 0  | 3  | 0  | .367 |
| 2/26   | Arizona State     | CF  | 2  | 3  | 2  | 4   | 0  | 0  | 1  | 3  | 0  | 2  | 0  | .406 |
| 2/28   | vs. Southern Miss | CF  | 3  | 2  | 1  | 3   | 0  | 1  | 0  | 2  | 0  | 0  | 0  | .400 |
| 3/3    | vs. Ohio State    | CF  | 3  | 0  | 1  | 0   | 0  | 0  | 0  | 2  | 2  | 0  | 0  | .395 |
| 3/4    | vs. Oklahoma      | CF  | 3  | 0  | 0  | 1   | 0  | 0  | 0  | 1  | 1  | 1  | 0  | .366 |
| 3/5    | vs. California    | CF  | 4  | 1  | 0  | 1   | 0  | 0  | 0  | 1  | 0  | 0  | 0  | .333 |
| 3/7    | Valparaiso        | CF  | 3  | 1  | 1  | 2   | 0  | 0  | 0  | 1  | 1  | 0  | 0  | .333 |
| 3/10   | Lipscomb          | CF  | 5  | 1  | 3  | 0   | 0  | 0  | 0  | 0  | 1  | 0  | 0  | .358 |
| 3/11   | Lipscomb          | CF  | 3  | 0  | 0  | 0   | 0  | 0  | 0  | 1  | 1  | 1  | 0  | .339 |
| 3/11   | Lipscomb          | CF  | 2  | 1  | 1  | 0   | 0  | 0  | 0  | 3  | 1  | 1  | 0  | .345 |
| 3/14   | vs. Nicholls      | CF  | 4  | 2  | 1  | 1   | 0  | 0  | 1  | 2  | 1  | 0  | 0  | .339 |
| 3/15   | vs. Louisiana     | CF  | 1  | 1  | 1  | 1   | 1  | 0  | 0  | 3  | 0  | 0  | 1  | .349 |
| 3/17   | vs. Kentucky      | CF  | 4  | 0  | 1  | 0   | 0  | 0  | 0  | 2  | 1  | 0  | 0  | .343 |
| 3/18   | vs. Kentucky      | CF  | 3  | 0  | 1  | 0   | 0  | 0  | 0  | 1  | 0  | 0  | 0  | .343 |
| 3/19   | vs. Kentucky      | CF  | 2  | 0  | 0  | 0   | 0  | 0  | 0  | 2  | 0  | 0  | 0  | .333 |
| 3/21   | Arkansas State    | CF  | 3  | 4  | 3  | 4   | 1  | 0  | 1  | 0  | 0  | 0  | 0  | .360 |
| TOTALS |                   |     | 75 | 21 | 27 | 29  | 5  | 1  | 5  | 28 | 13 | 10 | 1  | .360 |

### CAREER HITTING STATS

| YEAR  | AVG  | GP-GS  | AB  | R  | H   | 2B | 3B | HR | RBI | TB  | SLG% | BB | HP | SO | GDP | OB%  | SF | SH |
|-------|------|--------|-----|----|-----|----|----|----|-----|-----|------|----|----|----|-----|------|----|----|
| 2021* | .271 | 33-12  | 59  | 12 | 16  | 8  | 1  | 0  | 5   | 26  | .441 | 6  | 0  | 21 | 0   | .338 | 0  | 0  |
| 2022* | .318 | 57-57  | 211 | 51 | 67  | 16 | 2  | 16 | 57  | 135 | .640 | 30 | 4  | 28 | 5   | .407 | 3  | 0  |
| 2023  | .360 | 22-22  | 75  | 21 | 27  | 5  | 1  | 5  | 29  | 49  | .653 | 28 | 2  | 13 | 0   | .533 | 2  | 0  |
| TOTAL | .316 | 112-91 | 345 | 84 | 110 | 29 | 4  | 21 | 91  | 210 | .578 | 64 | 6  | 62 | 5   | .426 | 5  | 0  |

\*Statistics from Samford



## HITTER PROFILES

# 11 KELLUM CLARK

OF | L/R | JR. | 6-4 | 205  
BRANDON, MISS. / BRANDON HS

### QUICK HITS

- Hit two home runs in a single game for just the second time in his career on Feb. 19

### SINGLE GAME CAREER HIGHS

|                |   |   |
|----------------|---|---|
| At Bats        | 6 | vs. Ole Miss (4/23/22)                      |
| Hits           | 3 | vs. Tennessee (5/21/22)                     |
| Runs Scored    | 3 | vs. Valparaiso (3/7/23)                     |
| Runs Batted In | 7 | vs. Princeton (3/11/22)                     |
| Doubles        | 1 | vs. Tennessee (5/20/22)                     |
| Triples        | 1 | vs. Missouri (4/30/22)                      |
| Home Runs      | 2 | vs. Princeton (3/11/22) & vs. VMI (2/19/23) |
| Walks          | 2 | vs. Ohio State (3/3/23)                     |
| Stolen Bases   | 1 | vs. Tennessee (5/21/22)                     |

### SPECIALTY STATS

|             | 2023 | CAREER |
|-------------|------|--------|
| 2 Hit Game  | 5    | 15     |
| 3 Hit Game  | 1    | 7      |
| 4+ Hit Game | --   | --     |
| 2 RBI Game  | 3    | 10     |
| 3 RBI Game  | 1    | 7      |
| 4+ RBI Game | --   | 1      |

### CLARK'S GAME-BY-GAME HITTING STATS

| DATE   | OPP               | POS | AB | R  | H  | RBI | 2B | 3B | HR | BB | K  | SB | CS | AVG  |
|--------|-------------------|-----|----|----|----|-----|----|----|----|----|----|----|----|------|
| 2/17   | VMI               | RF  | 5  | 1  | 1  | 1   | 0  | 0  | 0  | 0  | 0  | 0  | 0  | .200 |
| 2/18   | VMI               | RF  | 4  | 2  | 1  | 0   | 0  | 0  | 0  | 1  | 0  | 0  | 0  | .222 |
| 2/19   | VMI               | RF  | 3  | 2  | 2  | 2   | 0  | 0  | 2  | 1  | 0  | 0  | 0  | .333 |
| 2/21   | ULM               | RF  | 2  | 1  | 0  | 0   | 0  | 0  | 0  | 2  | 1  | 0  | 0  | .286 |
| 2/24   | Arizona State     | PH  | 0  | 0  | 0  | 0   | 0  | 0  | 0  | 1  | 0  | 0  | 0  | .286 |
| 2/25   | Arizona State     | RF  | 4  | 0  | 0  | 0   | 0  | 0  | 0  | 0  | 1  | 0  | 0  | .222 |
| 2/26   | Arizona State     | RF  | 4  | 1  | 1  | 1   | 0  | 0  | 0  | 0  | 1  | 0  | 0  | .227 |
| 2/28   | vs. Southern Miss | RF  | 4  | 1  | 0  | 0   | 0  | 0  | 0  | 1  | 1  | 0  | 0  | .192 |
| 3/3    | vs. Ohio State    | RF  | 3  | 1  | 0  | 0   | 0  | 0  | 0  | 2  | 2  | 0  | 0  | .172 |
| 3/4    | vs. Oklahoma      | RF  | 5  | 2  | 2  | 1   | 0  | 0  | 0  | 0  | 0  | 0  | 0  | .206 |
| 3/5    | vs. California    | RF  | 5  | 2  | 1  | 2   | 0  | 0  | 1  | 0  | 1  | 0  | 0  | .205 |
| 3/7    | Valparaiso        | RF  | 3  | 3  | 2  | 1   | 0  | 0  | 1  | 1  | 1  | 0  | 0  | .238 |
| 3/10   | Lipscomb          | RF  | 4  | 0  | 0  | 0   | 0  | 0  | 0  | 0  | 1  | 0  | 0  | .217 |
| 3/11   | Lipscomb          | RF  | 4  | 1  | 3  | 1   | 0  | 0  | 1  | 0  | 0  | 0  | 0  | .260 |
| 3/11   | Lipscomb          | RF  | 5  | 0  | 1  | 0   | 0  | 0  | 0  | 0  | 2  | 0  | 0  | .255 |
| 3/14   | vs. Nicholls      | RF  | 2  | 2  | 1  | 0   | 1  | 0  | 0  | 2  | 0  | 0  | 0  | .263 |
| 3/15   | vs. Louisiana     | RF  | 4  | 0  | 0  | 0   | 0  | 0  | 0  | 0  | 0  | 0  | 0  | .246 |
| 3/17   | vs. Kentucky      | RF  | 4  | 1  | 2  | 3   | 0  | 0  | 1  | 1  | 1  | 0  | 0  | .262 |
| 3/18   | vs. Kentucky      | RF  | 4  | 0  | 0  | 0   | 0  | 0  | 0  | 0  | 1  | 0  | 0  | .246 |
| 3/19   | vs. Kentucky      | RF  | 4  | 2  | 2  | 2   | 0  | 1  | 1  | 0  | 1  | 0  | 0  | .260 |
| 3/21   | Arkansas State    |     | 3  | 1  | 2  | 2   | 1  | 0  | 0  | 0  | 0  | 1  | 0  | .276 |
| TOTALS |                   |     | 76 | 23 | 21 | 16  | 2  | 1  | 7  | 12 | 14 | 1  | 0  | .276 |

### CAREER HITTING STATS

| YEAR  | AVG  | GP-GS  | AB  | R  | H  | 2B | 3B | HR | RBI | TB  | SLG% | BB | HP | SO | GDP | OB%  | SF | SH |
|-------|------|--------|-----|----|----|----|----|----|-----|-----|------|----|----|----|-----|------|----|----|
| 2021  | .237 | 33-26  | 93  | 22 | 22 | 7  | 1  | 5  | 16  | 46  | .495 | 14 | 3  | 29 | 1   | .355 | 0  | 0  |
| 2022  | .257 | 55-52  | 187 | 41 | 48 | 12 | 1  | 14 | 43  | 104 | .556 | 26 | 8  | 47 | 2   | .369 | 1  | 0  |
| 2023  | .276 | 21-20  | 76  | 23 | 21 | 2  | 1  | 7  | 16  | 46  | .605 | 12 | 0  | 14 | 3   | .375 | 0  | 0  |
| TOTAL | .256 | 109-98 | 356 | 86 | 91 | 21 | 3  | 26 | 75  | 196 | .551 | 52 | 11 | 90 | 6   | .367 | 1  | 0  |

# 13 NATE CHESTER

INF | R/R | SO. | 6-2 | 190  
KANSAS CITY, MO. / LIBERTY NORTH HS / JOHN A. LOGAN CC

### QUICK HITS

- Collected first hit as a Dawg on March 7 against Valparaiso.

### SINGLE GAME CAREER HIGHS

|                |    |                             |
|----------------|----|-----------------------------|
| At Bats        | 1  | vs. Valparaiso (3/7/23)     |
| Hits           | 1  | vs. Valparaiso (3/7/23)     |
| Runs Scored    | 1  | vs. ULM (2/22/23)           |
| Runs Batted In | 1  | vs. Valparaiso (3/7/23)     |
| Doubles        | -- | --                          |
| Triples        | -- | --                          |
| Home Runs      | -- | --                          |
| Walks          | 1  | vs. Arizona State (3/26/23) |
| Stolen Bases   | -- | --                          |

### SPECIALTY STATS

|             | 2023 | CAREER |
|-------------|------|--------|
| 2 Hit Game  | --   | --     |
| 3 Hit Game  | --   | --     |
| 4+ Hit Game | --   | --     |
| 2 RBI Game  | --   | --     |
| 3 RBI Game  | --   | --     |
| 4+ RBI Game | --   | --     |

### CHESTER'S GAME-BY-GAME HITTING STATS

| DATE   | OPP            | POS   | AB | R | H | RBI | 2B | 3B | HR | BB | K | SB | CS | AVG  |
|--------|----------------|-------|----|---|---|-----|----|----|----|----|---|----|----|------|
| 2/17   | VMI            | PH    | 1  | 0 | 0 | 0   | 0  | 0  | 0  | 0  | 0 | 0  | 0  | .000 |
| 2/22   | ULM            | PH    | 0  | 1 | 0 | 0   | 0  | 0  | 0  | 1  | 0 | 0  | 0  | .000 |
| 2/24   | Arizona State  | PH    | 1  | 0 | 1 | 0   | 0  | 0  | 0  | 0  | 0 | 0  | 0  | .500 |
| 2/26   | Arizona State  | PH    | 0  | 1 | 0 | 0   | 0  | 0  | 0  | 1  | 0 | 0  | 0  | .500 |
| 3/5    | vs. California | 3B    | 0  | 0 | 0 | 0   | 0  | 0  | 0  | 0  | 0 | 0  | 0  | .500 |
| 3/7    | Valparaiso     | 3B    | 1  | 0 | 1 | 1   | 0  | 0  | 0  | 0  | 0 | 0  | 0  | .667 |
| 3/19   | vs. Kentucky   | PH    | 1  | 0 | 0 | 0   | 0  | 0  | 0  | 0  | 0 | 0  | 0  | .500 |
| 3/21   | Arkansas State | PH/3B | 1  | 0 | 1 | 0   | 0  | 0  | 0  | 0  | 0 | 0  | 0  | .600 |
| TOTALS |                |       | 5  | 2 | 3 | 1   | 0  | 0  | 0  | 2  | 0 | 0  | 0  | .500 |

### CAREER HITTING STATS

| YEAR  | AVG  | GP-GS | AB | R | H | 2B | 3B | HR | RBI | TB | SLG% | BB | HP | SO | GDP | OB%  | SF | SH |
|-------|------|-------|----|---|---|----|----|----|-----|----|------|----|----|----|-----|------|----|----|
| 2023  | .600 | 8-0   | 5  | 2 | 3 | 0  | 0  | 0  | 1   | 3  | .600 | 2  | 2  | 0  | 0   | .778 | 0  | 0  |
| TOTAL | .600 | 8-0   | 5  | 2 | 3 | 0  | 0  | 0  | 1   | 3  | .500 | 2  | 2  | 0  | 0   | .714 | 0  | 0  |



## HITTER PROFILES

# 20 LUKE HANCOCK

INF/C | L/R | SR. | 5-11 | 195  
HOUSTON, MISS / HOUSTON HS

### QUICK HITS

- Second Team Preseason All-SEC
- 2023 Team Captain
- 10th in the nation in walks with 20

### SINGLE GAME CAREER HIGHS

|                |    |  |
|----------------|----|--|
| At Bats        | 6  | vs. Missouri (4/29/22)                     |
| Hits           | 3  | vs. Ole Miss (4/22/22) & vs. VMI (2/18/23) |
| Runs Scored    | 3  | vs. Princeton (3/11/22)                    |
| Runs Batted In | 4  | vs. UT Martin (4/5/22)                     |
| Doubles        | 2  | vs. Valparaiso (3/7/23)                    |
| Triples        | -- |  |
| Home Runs      | 2  | vs. UT Martin (4/5/22)                     |
| Walks          | 3  | vs. Binghamton (3/14/22)                   |
| Stolen Bases   | 1  | vs. Memphis (3/29/22)                      |

### SPECIALTY STATS

|             | 2023 | CAREER |
|-------------|------|--------|
| 2 Hit Game  | 5    | 36     |
| 3 Hit Game  | 1    | 8      |
| 4+ Hit Game | --   | --     |
| 2 RBI Game  | 3    | 24     |
| 3 RBI Game  | --   | 7      |
| 4+ RBI Game | 1    | 3      |

### HANCOCK'S GAME-BY-GAME HITTING STATS

| DATE   | OPP               | POS  | AB | R  | H  | RBI | 2B | 3B | HR | BB | K | SB | CS | AVG  |
|--------|-------------------|------|----|----|----|-----|----|----|----|----|---|----|----|------|
| 2/17   | VMI               | C    | 4  | 2  | 2  | 1   | 1  | 0  | 0  | 0  | 1 | 0  | 0  | .500 |
| 2/18   | VMI               | C    | 4  | 3  | 3  | 0   | 2  | 0  | 0  | 1  | 0 | 0  | 0  | .625 |
| 2/19   | VMI               | 1B   | 3  | 0  | 1  | 0   | 0  | 0  | 2  | 2  | 1 | 0  | 0  | .545 |
| 2/21   | ULM               | C    | 4  | 1  | 1  | 2   | 0  | 0  | 1  | 0  | 1 | 0  | 0  | .467 |
| 2/22   | ULM               | 1B   | 2  | 2  | 0  | 0   | 0  | 0  | 0  | 1  | 0 | 0  | 0  | .412 |
| 2/24   | Arizona State     | 1B   | 2  | 2  | 1  | 0   | 0  | 0  | 0  | 2  | 0 | 0  | 0  | .421 |
| 2/25   | Arizona State     | C    | 3  | 0  | 0  | 0   | 0  | 0  | 0  | 1  | 1 | 0  | 0  | .364 |
| 2/26   | Arizona State     | C/1B | 3  | 1  | 1  | 1   | 0  | 0  | 0  | 0  | 1 | 0  | 0  | .333 |
| 2/28   | vs. Southern Miss | 1B   | 2  | 1  | 0  | 0   | 0  | 0  | 0  | 1  | 1 | 0  | 0  | .333 |
| 3/3    | vs. Ohio State    | C    | 4  | 0  | 0  | 0   | 0  | 0  | 0  | 1  | 1 | 0  | 0  | .290 |
| 3/4    | vs. Oklahoma      | 1B   | 5  | 0  | 2  | 2   | 1  | 0  | 0  | 0  | 0 | 0  | 0  | .306 |
| 3/5    | vs. California    | 1B   | 2  | 1  | 2  | 2   | 1  | 0  | 0  | 2  | 0 | 0  | 0  | .342 |
| 3/7    | Valparaiso        | C    | 3  | 2  | 2  | 1   | 2  | 0  | 0  | 2  | 0 | 0  | 0  | .366 |
| 3/10   | Lipscomb          | 1B   | 4  | 1  | 0  | 1   | 0  | 0  | 0  | 0  | 1 | 0  | 0  | .333 |
| 3/11   | Lipscomb          | C    | 3  | 0  | 1  | 1   | 0  | 0  | 0  | 1  | 0 | 0  | 0  | .333 |
| 3/11   | Lipscomb          | 1B   | 4  | 2  | 2  | 4   | 1  | 0  | 0  | 1  | 0 | 0  | 0  | .346 |
| 3/14   | vs. Nicholls      | DH   | 1  | 1  | 0  | 1   | 0  | 0  | 0  | 3  | 0 | 0  | 0  | .340 |
| 3/15   | vs. Louisiana     | 1B   | 3  | 0  | 0  | 0   | 0  | 0  | 0  | 1  | 0 | 0  | 0  | .321 |
| 3/17   | vs. Kentucky      | 1B   | 4  | 1  | 1  | 1   | 0  | 0  | 0  | 1  | 0 | 0  | 0  | .317 |
| 3/18   | vs. Kentucky      | C    | 1  | 1  | 0  | 0   | 0  | 0  | 0  | 1  | 0 | 0  | 0  | .311 |
| 3/21   | Arkansas State    | C    | 3  | 0  | 2  | 3   | 0  | 0  | 0  | 1  | 0 | 0  | 0  | .328 |
| TOTALS |                   |      | 64 | 21 | 21 | 20  | 8  | 0  | 1  | 23 | 8 | 0  | 0  | .311 |

### CAREER HITTING STATS

| YEAR  | AVG  | GP-GS   | AB  | R   | H   | 2B | 3B | HR | RBI | TB  | SLG% | BB  | HP | SO | GDP | OB%  | SF | SH |
|-------|------|---------|-----|-----|-----|----|----|----|-----|-----|------|-----|----|----|-----|------|----|----|
| 2019  | .326 | 25-12   | 43  | 9   | 14  | 4  | 0  | 0  | 14  | 18  | .419 | 11  | 3  | 10 | 2   | .391 | 1  | 1  |
| 2020  | .231 | 9-8     | 26  | 0   | 6   | 2  | 0  | 0  | 3   | 8   | .308 | 2   | 1  | 4  | 0   | .342 | 0  | 0  |
| 2021  | .261 | 68-68   | 234 | 40  | 61  | 4  | 0  | 10 | 63  | 95  | .406 | 47  | 8  | 17 | 2   | .367 | 6  | 0  |
| 2022  | .278 | 56-56   | 216 | 45  | 60  | 9  | 0  | 7  | 32  | 90  | .417 | 36  | 12 | 20 | 3   | .381 | 3  | 0  |
| 2023  | .328 | 21-21   | 64  | 21  | 21  | 8  | 0  | 1  | 20  | 32  | .500 | 23  | 5  | 8  | 0   | .510 | 4  | 0  |
| TOTAL | .278 | 179-165 | 583 | 115 | 162 | 27 | 0  | 18 | 132 | 243 | .417 | 119 | 29 | 59 | 12  | .416 | 14 | 1  |



## HITTER PROFILES

# 22 ROSS HIGHFILL

C | R/R | FR. | 6-0 | 200  
MADISON, MISS. / MADISON CENTRAL HS

### QUICK HITS

- Made his collegiate debut on Feb. 19 against VMI
- Hit his first career homer against Oklahoma (March 4)
- Hit three home runs against Lipscomb, the first Dawg to do this since 2017

### SINGLE GAME CAREER HIGHS

|                |    |                        |
|----------------|----|------------------------|
| At Bats        | 5  | vs. Nicholls (3/14/23) |
| Hits           | 3  | vs. Lipscomb (3/11/23) |
| Runs Scored    | 3  | vs. Lipscomb (3/11/23) |
| Runs Batted In | 4  | vs. ULM (2/22/23)      |
| Doubles        | 2  | vs. Lipscomb (3/11/23) |
| Triples        | -- | --                     |
| Home Runs      | 3  | vs. Lipscomb (3/11/23) |
| Walks          | 2  | vs. Oklahoma (3/4/23)  |
| Stolen Bases   | -- | --                     |

### SPECIALTY STATS

|             | 2023 | CAREER |
|-------------|------|--------|
| 2 Hit Game  | 1    | 1      |
| 3 Hit Game  | 2    | 2      |
| 4+ Hit Game | --   | --     |
| 2 RBI Game  | 3    | 3      |
| 3 RBI Game  | --   | --     |
| 4+ RBI Game | 1    | 1      |

### HIGHFILL'S GAME-BY-GAME HITTING STATS

| DATE   | OPP               | POS | AB | R  | H  | RBI | 2B | 3B | HR | BB | K  | SB | CS | AVG  |
|--------|-------------------|-----|----|----|----|-----|----|----|----|----|----|----|----|------|
| 2/19/  | VMI               | C   | 4  | 1  | 1  | 0   | 1  | 0  | 0  | 0  | 1  | 0  | 0  | .250 |
| 2/22/  | ULM               | C   | 4  | 2  | 3  | 2   | 2  | 0  | 0  | 0  | 0  | 0  | 0  | .500 |
| 2/24   | Arizona State     | C   | 3  | 0  | 1  | 1   | 0  | 0  | 0  | 0  | 2  | 0  | 0  | .455 |
| 2/26   | Arizona State     | C   | 1  | 0  | 1  | 2   | 1  | 0  | 0  | 0  | 1  | 0  | 0  | .500 |
| 2/28   | vs. Southern Miss | C   | 3  | 1  | 1  | 0   | 0  | 0  | 0  | 0  | 2  | 0  | 0  | .467 |
| 3/4    | vs. Oklahoma      | C   | 3  | 2  | 2  | 1   | 0  | 0  | 1  | 2  | 1  | 0  | 0  | .500 |
| 3/5    | vs. California    | C   | 5  | 1  | 0  | 0   | 0  | 0  | 0  | 0  | 0  | 0  | 0  | .391 |
| 3/10   | Lipscomb          | C   | 4  | 1  | 1  | 2   | 0  | 0  | 0  | 0  | 2  | 0  | 0  | .370 |
| 3/11   | Lipscomb          | C   | 5  | 3  | 3  | 4   | 0  | 0  | 3  | 0  | 1  | 0  | 0  | .406 |
| 3/14   | vs. Nicholls      | C   | 5  | 0  | 0  | 1   | 0  | 0  | 0  | 0  | 3  | 0  | 0  | .351 |
| 3/15   | vs. Louisiana     | C   | 3  | 0  | 0  | 1   | 0  | 0  | 0  | 0  | 1  | 0  | 0  | .325 |
| 3/17   | vs. Kentucky      | C   | 4  | 1  | 0  | 0   | 0  | 0  | 0  | 1  | 2  | 0  | 0  | .295 |
| 3/18   | vs. Kentucky      | PH  | 2  | 0  | 0  | 0   | 0  | 0  | 0  | 0  | 1  | 0  | 0  | .283 |
| 3/19   | vs. Kentucky      | C   | 3  | 0  | 1  | 0   | 0  | 0  | 0  | 1  | 0  | 0  | 0  | .286 |
| TOTALS |                   |     | 49 | 12 | 14 | 14  | 4  | 0  | 4  | 4  | 17 | 0  | 0  | .286 |

### CAREER HITTING STATS

| YEAR  | AVG  | GP-GS | AB | R  | H  | 2B | 3B | HR | RBI | TB | SLG% | BB | HP | SO | GDP | OB%  | SF | SH |
|-------|------|-------|----|----|----|----|----|----|-----|----|------|----|----|----|-----|------|----|----|
| 2023  | .286 | 14-12 | 49 | 12 | 14 | 4  | 0  | 4  | 14  | 30 | .612 | 4  | 3  | 17 | 1   | .368 | 1  | 0  |
| TOTAL | .286 | 14-12 | 49 | 12 | 14 | 4  | 0  | 4  | 14  | 30 | .612 | 4  | 3  | 17 | 1   | .368 | 1  | 0  |

# 24 SLATE ALFORD

INF | R/R | SO. | 6-3 | 220  
MADISON, ALA. / BOB JONES HS

### QUICK HITS

### SINGLE GAME CAREER HIGHS

|                |    |   |
|----------------|----|---|
| At Bats        | 5  | vs. Oklahoma (3/4/23)                           |
| Hits           | 3  | vs. VMI (2/18/23)                               |
| Runs Scored    | 2  | vs. Jackson State (4/19/22) & vs. VMI (2/17/23) |
| Runs Batted In | 2  | vs. LSU (4/10/22) & vs. VMI (2/17/23)           |
| Doubles        | 1  | vs. Louisiana (3/15/23)                         |
| Triples        | -- | --  |
| Home Runs      | 1  | vs. ULM (2/22/23)                               |
| Walks          | 3  | vs. Princeton (3/11/22)                         |
| Stolen Bases   | -- | --  |

### SPECIALTY STATS

|             | 2023 | CAREER |
|-------------|------|--------|
| 2 Hit Game  | 2    | 3      |
| 3 Hit Game  | 1    | 1      |
| 4+ Hit Game | --   | --     |
| 2 RBI Game  | 2    | 3      |
| 3 RBI Game  | --   | --     |
| 4+ RBI Game | --   | --     |

### ALFORD'S GAME-BY-GAME HITTING STATS

| DATE   | OPP               | POS   | AB | R  | H  | RBI | 2B | 3B | HR | BB | K  | SB | CS | AVG  |
|--------|-------------------|-------|----|----|----|-----|----|----|----|----|----|----|----|------|
| 2/17   | VMI               | 3B    | 4  | 2  | 3  | 2   | 0  | 0  | 0  | 0  | 0  | 0  | 0  | .750 |
| 2/18   | VMI               | 3B    | 5  | 1  | 2  | 0   | 0  | 0  | 0  | 0  | 0  | 0  | 0  | .556 |
| 2/19   | VMI               | 3B    | 5  | 0  | 1  | 0   | 0  | 0  | 0  | 0  | 0  | 0  | 0  | .429 |
| 2/21   | ULM               | 3B    | 3  | 1  | 0  | 0   | 0  | 0  | 0  | 1  | 1  | 0  | 0  | .353 |
| 2/22   | ULM               | 3B    | 3  | 1  | 1  | 2   | 0  | 0  | 1  | 1  | 0  | 0  | 0  | .350 |
| 2/24   | Arizona State     | 3B    | 4  | 0  | 1  | 1   | 1  | 0  | 0  | 1  | 2  | 0  | 0  | .421 |
| 2/25   | Arizona State     | 3B    | 3  | 1  | 0  | 0   | 0  | 0  | 0  | 0  | 1  | 0  | 0  | .364 |
| 2/26   | Arizona State     | 3B    | 3  | 2  | 2  | 1   | 0  | 0  | 0  | 0  | 1  | 0  | 0  | .360 |
| 2/28   | vs. Southern Miss | 3B    | 4  | 0  | 1  | 1   | 0  | 0  | 0  | 1  | 2  | 0  | 0  | .324 |
| 3/3    | vs. Ohio State    | 3B    | 4  | 1  | 0  | 0   | 0  | 0  | 0  | 0  | 1  | 0  | 0  | .289 |
| 3/4    | vs. Oklahoma      | 3B    | 5  | 0  | 0  | 0   | 0  | 0  | 0  | 0  | 1  | 0  | 0  | .256 |
| 3/5    | vs. California    | 3B    | 4  | 0  | 0  | 0   | 0  | 0  | 0  | 0  | 0  | 0  | 0  | .234 |
| 3/11   | Lipscomb          | PH/3B | 1  | 0  | 0  | 0   | 0  | 0  | 0  | 0  | 1  | 0  | 0  | .229 |
| 3/14   | vs. Nicholls      | 3B    | 3  | 0  | 0  | 1   | 0  | 0  | 0  | 0  | 1  | 0  | 0  | .216 |
| 3/15   | vs. Louisiana     | 3B    | 3  | 1  | 1  | 0   | 1  | 0  | 0  | 0  | 0  | 0  | 0  | .222 |
| 3/17   | vs. Kentucky      | 3B    | 5  | 1  | 2  | 0   | 0  | 0  | 0  | 0  | 2  | 0  | 0  | .237 |
| 3/18   | vs. Kentucky      | 3B    | 4  | 0  | 0  | 0   | 0  | 0  | 0  | 0  | 0  | 0  | 0  | .222 |
| 3/19   | vs. Kentucky      | 3B    | 2  | 0  | 0  | 0   | 0  | 0  | 0  | 1  | 0  | 0  | 0  | .215 |
| TOTALS |                   |       | 65 | 11 | 14 | 8   | 2  | 0  | 1  | 5  | 13 | 0  | 0  | .222 |

### CAREER HITTING STATS

| YEAR  | AVG  | GP-GS | AB  | R  | H  | 2B | 3B | HR | RBI | TB | SLG% | BB | HP | SO | GDP | OB%  | SF | SH |
|-------|------|-------|-----|----|----|----|----|----|-----|----|------|----|----|----|-----|------|----|----|
| 2022  | .209 | 26-9  | 43  | 5  | 9  | 0  | 0  | 1  | 3   | 12 | .279 | 9  | 0  | 13 | 1   | .346 | 0  | 0  |
| 2023  | .215 | 18-16 | 65  | 11 | 14 | 2  | 0  | 1  | 8   | 19 | .292 | 5  | 1  | 13 | 3   | .274 | 2  | 0  |
| TOTAL | .213 | 44-25 | 108 | 16 | 23 | 2  | 0  | 2  | 11  | 31 | .287 | 14 | 1  | 26 | 4   | .304 | 2  | 0  |



## HITTER PROFILES

# 27 WIL HOYLE

INF | S/R | SR. | 5-10 | 170  
DURHAM, N.C. / JORDAN HS / DUKE

### QUICK HITS

- Picked up first hit as a Dawg against Nicholls (3/14)

### SINGLE GAME CAREER HIGHS

|                |   |                                 |
|----------------|---|---------------------------------|
| At Bats        | 6 | vs. Pitt (5/8/22)*              |
| Hits           | 2 | vs. Virginia Tech (5/19/22)*    |
| Runs Scored    | 2 | vs. High Point (5/1/22)*        |
| Runs Batted In | 4 | vs. Pitt (5/8/22)*              |
| Doubles        | 2 | vs. Coastal Carolina (2/20/21)* |
| Triples        | 1 | vs. UNC Greensboro (3/23/21)*   |
| Home Runs      | 2 | vs. Georgia Tech (4/24/22)*     |
| Walks          | 2 | vs. Virginia Tech (5/21/22)*    |
| Stolen Bases   | 2 | vs. Virginia Tech (5/21/22)*    |

\*Career-highs from Duke

### SPECIALTY STATS

|             | 2023 | CAREER |
|-------------|------|--------|
| 2 Hit Game  | --   | 14     |
| 3 Hit Game  | --   | --     |
| 4+ Hit Game | --   | --     |
| 2 RBI Game  | --   | 4      |
| 3 RBI Game  | --   | 3      |
| 4+ RBI Game | --   | 1      |

### HOYLE'S GAME-BY-GAME HITTING STATS

| DATE   | OPP            | POS   | AB | R | H | RBI | 2B | 3B | HR | BB | K | SB | CS | AVG  |
|--------|----------------|-------|----|---|---|-----|----|----|----|----|---|----|----|------|
| 2/17   | VMI            | PH    | 1  | 0 | 0 | 0   | 0  | 0  | 0  | 0  | 0 | 0  | 0  | .000 |
| 2/22   | ULM            | PH/SS | 1  | 0 | 0 | 0   | 0  | 0  | 0  | 0  | 1 | 0  | 0  | .000 |
| 2/24   | Arizona State  | SS    | 0  | 0 | 0 | 0   | 0  | 0  | 0  | 0  | 0 | 0  | 0  | .000 |
| 2/26   | Arizona State  | PH/SS | 1  | 0 | 0 | 0   | 0  | 0  | 0  | 0  | 0 | 0  | 0  | .000 |
| 3/7    | Valparaiso     | 2B    | 0  | 0 | 0 | 0   | 0  | 0  | 0  | 0  | 0 | 0  | 0  | .000 |
| 3/11   | Lipscomb       | 2B    | 0  | 0 | 0 | 0   | 0  | 0  | 0  | 0  | 0 | 0  | 0  | .000 |
| 3/14   | vs. Nicholls   | PH/2B | 1  | 0 | 1 | 1   | 1  | 0  | 0  | 0  | 0 | 0  | 0  | .250 |
| 3/21   | Arkansas State | 2B    | 3  | 0 | 0 | 0   | 0  | 0  | 0  | 0  | 2 | 0  | 0  | .143 |
| TOTALS |                |       | 7  | 0 | 1 | 1   | 1  | 0  | 0  | 3  | 0 | 0  | 0  | .143 |

### CAREER HITTING STATS

| YEAR  | AVG  | GP-GS  | AB  | R  | H  | 2B | 3B | HR | RBI | TB  | SLG% | BB | HP | SO  | GDP | OB%  | SF | SH |
|-------|------|--------|-----|----|----|----|----|----|-----|-----|------|----|----|-----|-----|------|----|----|
| 2019* | .097 | 27-6   | 31  | 5  | 3  | 0  | 0  | 0  | 1   | 3   | .097 | 4  | 1  | 16  | 0   | .222 | 0  | 2  |
| 2020* | .265 | 13-9   | 34  | 6  | 9  | 1  | 2  | 1  | 4   | 17  | .500 | 3  | 0  | 12  | 0   | .324 | 0  | 1  |
| 2021* | .227 | 47-33  | 110 | 18 | 25 | 8  | 1  | 3  | 13  | 44  | .400 | 16 | 4  | 40  | 0   | .344 | 1  | 4  |
| 2022* | .201 | 53-50  | 164 | 26 | 33 | 4  | 0  | 4  | 17  | 49  | .299 | 26 | 7  | 46  | 3   | .333 | 1  | 4  |
| 2023  | .143 | 8-0    | 7   | 0  | 1  | 1  | 0  | 0  | 1   | 2   | .286 | 0  | 0  | 3   | 0   | .143 | 0  | 0  |
| TOTAL | .187 | 148-99 | 343 | 55 | 72 | 14 | 3  | 8  | 36  | 115 | .316 | 49 | 12 | 115 | 3   | .273 | 2  | 11 |

\* Statistics from Duke

# 28 BRYCE HUBBARD

C | L/R | FR. | 5-10 | 210  
NORCROSS, GA. / WESLEYAN HS

### QUICK HITS

### SINGLE GAME CAREER HIGHS

|                |    |    |
|----------------|----|----|
| At Bats        | -- | -- |
| Hits           | -- | -- |
| Runs Scored    | -- | -- |
| Runs Batted In | -- | -- |
| Doubles        | -- | -- |
| Triples        | -- | -- |
| Home Runs      | -- | -- |
| Walks          | -- | -- |
| Stolen Bases   | -- | -- |

### SPECIALTY STATS

|             | 2023 | CAREER |
|-------------|------|--------|
| 2 Hit Game  | --   | --     |
| 3 Hit Game  | --   | --     |
| 4+ Hit Game | --   | --     |
| 2 RBI Game  | --   | --     |
| 3 RBI Game  | --   | --     |
| 4+ RBI Game | --   | --     |

### HUBBARD'S GAME-BY-GAME HITTING STATS

| DATE | OPP            | POS | AB | R | H | RBI | 2B | 3B | HR | BB | K | SB | CS | AVG  |
|------|----------------|-----|----|---|---|-----|----|----|----|----|---|----|----|------|
| 2/26 | Arizona State  | PH  | 1  | 0 | 0 | 0   | 0  | 0  | 0  | 0  | 1 | 0  | 0  | .000 |
| 3/21 | Arkansas State | C   | 1  | 0 | 0 | 0   | 0  | 0  | 0  | 0  | 0 | 0  | 0  | .000 |

### TOTALS

### CAREER HITTING STATS

| YEAR  | AVG  | GP-GS | AB | R | H | 2B | 3B | HR | RBI | TB | SLG% | BB | HP | SO | GDP | OB%  | SF | SH |
|-------|------|-------|----|---|---|----|----|----|-----|----|------|----|----|----|-----|------|----|----|
| 2023  | .000 | 2-0   | 2  | 0 | 0 | 0  | 0  | 0  | 0   | 0  | .000 | 0  | 0  | 1  | 0   | .000 | 0  | 0  |
| TOTAL | .000 | 2-0   | 2  | 0 | 0 | 0  | 0  | 0  | 0   | 0  | .000 | 0  | 0  | 1  | 0   | .000 | 0  | 0  |



## HITTER PROFILES

# 33 VON SEIBERT

INF/OF | L/L | JR. | 6-4 | 245  
DAPHNE, ALA. / DAPHNE HS / PEARL RIVER CC

### QUICK HITS

#### SINGLE GAME CAREER HIGHS

|                |    |                        |
|----------------|----|------------------------|
| At Bats        | 6  | vs. Tulane (3/4/22)    |
| Hits           | 2  | vs. Tulane (3/4/22)    |
| Runs Scored    | 1  | vs. Southern (3/23/22) |
| Runs Batted In | 1  | vs. Missouri (4/30/22) |
| Doubles        | -- |                        |
| Triples        | -- |                        |
| Home Runs      | -- |                        |
| Walks          | 1  | vs. Alabama (3/27/22)  |
| Stolen Bases   | -- |                        |

#### SPECIALTY STATS

|             | 2023 | CAREER |
|-------------|------|--------|
| 2 Hit Game  | --   | 1      |
| 3 Hit Game  | --   | --     |
| 4+ Hit Game | --   | --     |
| 2 RBI Game  | --   | --     |
| 3 RBI Game  | --   | --     |
| 4+ RBI Game | --   | --     |

#### SEIBERT'S GAME-BY-GAME HITTING STATS

| DATE          | OPP            | POS | AB       | R        | H        | RBI      | 2B       | 3B       | HR       | BB       | K        | SB       | CS       | AVG         |
|---------------|----------------|-----|----------|----------|----------|----------|----------|----------|----------|----------|----------|----------|----------|-------------|
| 2/17          | VMI            | 1B  | 0        | 0        | 0        | 0        | 0        | 0        | 0        | 0        | 0        | 0        | 0        | .000        |
| 2/22          | ULM            | PH  | 1        | 0        | 0        | 0        | 0        | 0        | 0        | 0        | 1        | 0        | 0        | .000        |
| 2/26          | Arizona State  | PH  | 0        | 0        | 0        | 0        | 0        | 0        | 0        | 1        | 0        | 0        | 0        | .000        |
| 3/7           | Valparaiso     | PH  | 1        | 0        | 0        | 0        | 0        | 0        | 0        | 0        | 1        | 0        | 0        | .000        |
| 3/21          | Arkansas State | 1B  | 2        | 0        | 1        | 0        | 0        | 0        | 0        | 0        | 1        | 0        | 0        | .250        |
| <b>TOTALS</b> |                |     | <b>4</b> | <b>0</b> | <b>1</b> | <b>0</b> | <b>0</b> | <b>0</b> | <b>1</b> | <b>3</b> | <b>0</b> | <b>0</b> | <b>0</b> | <b>.250</b> |

#### CAREER HITTING STATS

| YEAR         | AVG         | GP-GS       | AB        | R        | H         | 2B       | 3B       | HR       | RBI      | TB        | SLG%        | BB       | HP       | SO        | GDP      | OB%         | SF       | SH       |
|--------------|-------------|-------------|-----------|----------|-----------|----------|----------|----------|----------|-----------|-------------|----------|----------|-----------|----------|-------------|----------|----------|
| 2022         | .279        | 35-4        | 43        | 4        | 12        | 0        | 0        | 0        | 4        | 9         | .279        | 6        | 3        | 17        | 0        | .404        | 0        | 0        |
| 2023         | .250        | 5-0         | 4         | 0        | 1         | 0        | 0        | 0        | 0        | 1         | .250        | 1        | 0        | 3         | 0        | .400        | 0        | 0        |
| <b>TOTAL</b> | <b>.267</b> | <b>39-4</b> | <b>47</b> | <b>4</b> | <b>13</b> | <b>0</b> | <b>0</b> | <b>0</b> | <b>4</b> | <b>10</b> | <b>.277</b> | <b>7</b> | <b>3</b> | <b>20</b> | <b>0</b> | <b>.404</b> | <b>0</b> | <b>0</b> |

# 37 HOLLIS PORTER

INF/OF | L/R | FR. | 6-4 | 220  
HURLEY, MISS. / EAST CENTRAL HS

### QUICK HITS

#### SINGLE GAME CAREER HIGHS

|                |    |    |
|----------------|----|----|
| At Bats        | -- | -- |
| Hits           | -- | -- |
| Runs Scored    | -- | -- |
| Runs Batted In | -- | -- |
| Doubles        | -- | -- |
| Triples        | -- | -- |
| Home Runs      | -- | -- |
| Walks          | -- | -- |
| Stolen Bases   | -- | -- |

#### SPECIALTY STATS

|             | 2023 | CAREER |
|-------------|------|--------|
| 2 Hit Game  | --   | --     |
| 3 Hit Game  | --   | --     |
| 4+ Hit Game | --   | --     |
| 2 RBI Game  | --   | --     |
| 3 RBI Game  | --   | --     |
| 4+ RBI Game | --   | --     |

#### PORTER'S GAME-BY-GAME HITTING STATS

| DATE          | OPP | POS | AB | R | H | RBI | 2B | 3B | HR | BB | K | SB | CS | AVG |
|---------------|-----|-----|----|---|---|-----|----|----|----|----|---|----|----|-----|
| <b>TOTALS</b> |     |     |    |   |   |     |    |    |    |    |   |    |    |     |

#### CAREER HITTING STATS

| YEAR         | AVG         | GP-GS      | AB       | R        | H        | 2B       | 3B       | HR       | RBI      | TB       | SLG%        | BB       | HP       | SO       | GDP      | OB%         | SF       | SH       |
|--------------|-------------|------------|----------|----------|----------|----------|----------|----------|----------|----------|-------------|----------|----------|----------|----------|-------------|----------|----------|
| 2023         | .000        | 0-0        | 0        | 0        | 0        | 0        | 0        | 0        | 0        | 0        | .000        | 0        | 0        | 0        | 0        | .000        | 0        | 0        |
| <b>TOTAL</b> | <b>.000</b> | <b>0-0</b> | <b>0</b> | <b>0</b> | <b>0</b> | <b>0</b> | <b>0</b> | <b>0</b> | <b>0</b> | <b>0</b> | <b>.000</b> | <b>0</b> | <b>0</b> | <b>0</b> | <b>0</b> | <b>.000</b> | <b>0</b> | <b>0</b> |



## HITTER PROFILES

# 38 BRYCE CHANCE

OF | R/R | R-FR. | 5-10 | 180  
RIDGELAND, MISS. / MADISON-RIDGELAND ACADEMY

### QUICK HITS

- SEC Co-Freshman of the Week (Feb. 20)
- On a three-game hitting streak

### SINGLE GAME CAREER HIGHS

|                |    |                         |
|----------------|----|-------------------------|
| At Bats        | 5  | vs. California (3/5/23) |
| Hits           | 3  | vs. California (3/5/23) |
| Runs Scored    | 2  | vs. Vapalariso (3/7/23) |
| Runs Batted In | 4  | vs. VMI (2/18/23)       |
| Doubles        | 1  | vs. California (3/5/23) |
| Triples        | -- | --                      |
| Home Runs      | 1  | vs. ULM (2/21/23)       |
| Walks          | 2  | vs. Oklahoma (3/4/23)   |
| Stolen Bases   | 1  | vs. Nicholls (3/14/23)  |

### SPECIALTY STATS

|             | 2023 | CAREER |
|-------------|------|--------|
| 2 Hit Game  | 3    | 3      |
| 3 Hit Game  | 3    | 4      |
| 4+ Hit Game | --   | --     |
| 2 RBI Game  | 5    | 5      |
| 3 RBI Game  | 1    | 1      |
| 4+ RBI Game | 1    | 1      |

### CHANCE'S GAME-BY-GAME HITTING STATS

| DATE   | OPP            | POS | AB | R  | H  | RBI | 2B | 3B | HR | BB | K | SB | CS | AVG  |
|--------|----------------|-----|----|----|----|-----|----|----|----|----|---|----|----|------|
| 2/17   | VMI            | DH  | 5  | 2  | 3  | 3   | 1  | 0  | 1  | 0  | 0 | 1  | 0  | .600 |
| 2/18   | VMI            | DH  | 4  | 1  | 3  | 4   | 0  | 0  | 0  | 1  | 0 | 0  | 0  | .667 |
| 2/19   | VMI            | DH  | 3  | 1  | 1  | 0   | 0  | 0  | 0  | 1  | 0 | 0  | 0  | .583 |
| 2/21   | ULM            | DH  | 4  | 1  | 1  | 2   | 0  | 0  | 1  | 0  | 0 | 0  | 0  | .500 |
| 2/22   | ULM            | RF  | 3  | 1  | 1  | 1   | 0  | 0  | 0  | 1  | 0 | 0  | 0  | .474 |
| 2/24   | Arizona State  | RF  | 4  | 0  | 0  | 0   | 0  | 0  | 0  | 0  | 1 | 0  | 0  | .391 |
| 2/25   | Arizona State  | DH  | 2  | 1  | 0  | 0   | 0  | 0  | 0  | 1  | 0 | 0  | 0  | .360 |
| 2/26   | Arizona State  | DH  | 3  | 1  | 1  | 1   | 0  | 0  | 0  | 0  | 1 | 0  | 0  | .357 |
| 3/3    | vs. Ohio State | DH  | 3  | 0  | 1  | 0   | 0  | 0  | 0  | 1  | 1 | 0  | 0  | .355 |
| 3/4    | vs. Oklahoma   | LF  | 3  | 1  | 1  | 2   | 0  | 0  | 0  | 2  | 1 | 1  | 0  | .353 |
| 3/5    | vs. California | LF  | 5  | 1  | 3  | 0   | 1  | 0  | 0  | 0  | 0 | 0  | 0  | .385 |
| 3/7    | Valparaiso     | LF  | 4  | 2  | 2  | 2   | 0  | 0  | 0  | 1  | 0 | 1  | 0  | .395 |
| 3/10   | Lipscomb       | LF  | 2  | 2  | 0  | 0   | 0  | 0  | 0  | 2  | 0 | 0  | 0  | .378 |
| 3/11   | Lipscomb       | LF  | 3  | 0  | 0  | 0   | 0  | 0  | 0  | 1  | 2 | 0  | 0  | .354 |
| 3/11   | Lipscomb       | LF  | 3  | 1  | 2  | 2   | 0  | 0  | 0  | 0  | 1 | 0  | 0  | .373 |
| 3/14   | vs. Nicholls   | LF  | 3  | 1  | 2  | 2   | 0  | 0  | 0  | 0  | 0 | 1  | 0  | .389 |
| 3/15   | vs. Louisiana  | LF  | 4  | 1  | 1  | 0   | 0  | 0  | 0  | 0  | 0 | 0  | 0  | .379 |
| 3/17   | vs. Kentucky   | LF  | 4  | 1  | 1  | 0   | 0  | 0  | 0  | 1  | 2 | 0  | 0  | .371 |
| 3/18   | vs. Kentucky   | LF  | 4  | 0  | 0  | 0   | 0  | 0  | 0  | 0  | 0 | 0  | 0  | .348 |
| 3/19   | vs. Kentucky   | LF  | 4  | 0  | 0  | 0   | 0  | 0  | 0  | 0  | 0 | 0  | 0  | .329 |
| 3/21   | Arkansas State | RF  | 2  | 0  | 1  | 0   | 0  | 0  | 0  | 0  | 0 | 0  | 0  | .333 |
| TOTALS |                |     | 72 | 18 | 24 | 18  | 2  | 0  | 2  | 12 | 9 | 4  | 0  | .333 |

### CAREER HITTING STATS

| YEAR  | AVG  | GP-GS | AB | R  | H  | 2B | 3B | HR | RBI | TB | SLG% | BB | HP | SO | GDP | OB%  | SF | SH |
|-------|------|-------|----|----|----|----|----|----|-----|----|------|----|----|----|-----|------|----|----|
| 2023  | .333 | 21-20 | 72 | 18 | 24 | 2  | 0  | 2  | 18  | 32 | .444 | 12 | 2  | 9  | 2   | .437 | 1  | 1  |
| TOTAL | .333 | 21-20 | 72 | 18 | 24 | 2  | 0  | 2  | 18  | 32 | .444 | 12 | 2  | 9  | 2   | .437 | 1  | 1  |

# 40 RYAN WILLIAMS

C | S/R | FR. | 6-2 | 170  
CYPRESS, TEXAS / BRIDGELAND HS

### QUICK HITS

### SINGLE GAME CAREER HIGHS

|                |    |    |
|----------------|----|----|
| At Bats        | -- | -- |
| Hits           | -- | -- |
| Runs Scored    | -- | -- |
| Runs Batted In | -- | -- |
| Doubles        | -- | -- |
| Triples        | -- | -- |
| Home Runs      | -- | -- |
| Walks          | -- | -- |
| Stolen Bases   | -- | -- |

### SPECIALTY STATS

|             | 2023 | CAREER |
|-------------|------|--------|
| 2 Hit Game  | --   | --     |
| 3 Hit Game  | --   | --     |
| 4+ Hit Game | --   | --     |
| 2 RBI Game  | --   | --     |
| 3 RBI Game  | --   | --     |
| 4+ RBI Game | --   | --     |

### WILLIAMS' GAME-BY-GAME HITTING STATS

| DATE   | OPP | POS | AB | R | H | RBI | 2B | 3B | HR | BB | K | SB | CS | AVG |
|--------|-----|-----|----|---|---|-----|----|----|----|----|---|----|----|-----|
| TOTALS |     |     |    |   |   |     |    |    |    |    |   |    |    |     |

### CAREER HITTING STATS

| YEAR  | AVG  | GP-GS | AB | R | H | 2B | 3B | HR | RBI | TB | SLG% | BB | HP | SO | GDP | OB%  | SF | SH |
|-------|------|-------|----|---|---|----|----|----|-----|----|------|----|----|----|-----|------|----|----|
| 2023  | .000 | 0-0   | 0  | 0 | 0 | 0  | 0  | 0  | 0   | 0  | .000 | 0  | 0  | 0  | 0   | .000 | 0  | 0  |
| TOTAL | .000 | 0-0   | 0  | 0 | 0 | 0  | 0  | 0  | 0   | 0  | .000 | 0  | 0  | 0  | 0   | .000 | 0  | 0  |



## HITTER PROFILES

# 42 DAKOTA JORDAN

OF | R/R | FR. | 6-0 | 220  
CANTON, MISS. / JACKSON ACADEMY

### QUICK HITS

- Made collegiate debut on Feb. 17 against VMI
- First career home run game against ULM (Feb. 22)

### SINGLE GAME CAREER HIGHS

|                |    |                         |
|----------------|----|-------------------------|
| At Bats        | 6  | vs. VMI (2/18/23)       |
| Hits           | 1  | vs. Nicholls (3/14/23)  |
| Runs Scored    | 1  | vs. Vapalariso (3/7/23) |
| Runs Batted In | 3  | vs. ULM (2/22/23)       |
| Doubles        | 1  | vs. VMI (2/19/23)       |
| Triples        | -- | --                      |
| Home Runs      | 1  | vs. ULM (2/22/23)       |
| Walks          | 3  | vs. VMI (2/17/23)       |
| Stolen Bases   | 1  | vs. Ohio State (3/4/23) |

### SPECIALTY STATS

|             | 2023 | CAREER |
|-------------|------|--------|
| 2 Hit Game  | --   | --     |
| 3 Hit Game  | --   | --     |
| 4+ Hit Game | --   | --     |
| 2 RBI Game  | 1    | 1      |
| 3 RBI Game  | 1    | 1      |
| 4+ RBI Game | --   | --     |

### JORDAN'S GAME-BY-GAME HITTING STATS

| DATE   | OPP               | POS   | AB | R | H  | RBI | 2B | 3B | HR | BB | K  | SB | CS | AVG  |
|--------|-------------------|-------|----|---|----|-----|----|----|----|----|----|----|----|------|
| 2/17   | VMI               | CF    | 3  | 1 | 1  | 0   | 0  | 0  | 0  | 3  | 1  | 0  | 0  | .750 |
| 2/18   | VMI               | CF    | 6  | 0 | 1  | 0   | 0  | 0  | 0  | 0  | 1  | 0  | 0  | .556 |
| 2/19   | VMI               | CF    | 4  | 0 | 1  | 1   | 1  | 0  | 0  | 0  | 0  | 0  | 0  | .429 |
| 2/21   | ULM               | CR    | 4  | 0 | 1  | 0   | 0  | 0  | 0  | 1  | 1  | 0  | 0  | .235 |
| 2/22   | ULM               | LF    | 4  | 1 | 1  | 3   | 0  | 0  | 1  | 1  | 0  | 0  | 0  | .238 |
| 2/24   | Arizona State     | LF    | 2  | 1 | 0  | 0   | 0  | 0  | 0  | 2  | 1  | 0  | 0  | .217 |
| 2/25   | Arizona State     | LF    | 4  | 0 | 1  | 0   | 0  | 0  | 0  | 0  | 2  | 0  | 0  | .222 |
| 2/26   | Arizona State     | LF    | 4  | 1 | 1  | 0   | 0  | 0  | 0  | 0  | 1  | 0  | 0  | .226 |
| 2/28   | vs. Southern Miss | LF    | 3  | 0 | 1  | 2   | 0  | 0  | 0  | 1  | 0  | 0  | 1  | .235 |
| 3/3    | vs. Ohio State    | LF    | 3  | 0 | 0  | 0   | 0  | 0  | 0  | 1  | 3  | 1  | 0  | .216 |
| 3/7    | Valparaiso        | DH    | 3  | 1 | 1  | 0   | 0  | 0  | 0  | 1  | 0  | 0  | 0  | .225 |
| 3/11   | Lipscomb          | DH    | 2  | 0 | 0  | 0   | 0  | 0  | 0  | 0  | 1  | 0  | 0  | .214 |
| 3/14   | vs. Nicholls      | PH/OF | 1  | 1 | 1  | 0   | 0  | 0  | 0  | 0  | 0  | 0  | 0  | .233 |
| 3/21   | Arkansas State    | LF    | 3  | 0 | 1  | 2   | 0  | 0  | 0  | 0  | 0  | 0  | 0  | .239 |
| TOTALS |                   |       | 46 | 6 | 11 | 8   | 1  | 0  | 1  | 10 | 12 | 1  | 1  | .239 |

### CAREER HITTING STATS

| YEAR  | AVG  | GP-GS | AB | R | H  | 2B | 3B | HR | RBI | TB | SLG% | BB | HP | SO | GDP | OB%  | SF | SH |
|-------|------|-------|----|---|----|----|----|----|-----|----|------|----|----|----|-----|------|----|----|
| 2023  | .239 | 14-13 | 46 | 6 | 11 | 1  | 0  | 1  | 8   | 15 | .326 | 10 | 0  | 12 | 1   | .350 | 4  | 0  |
| TOTAL | .239 | 14-13 | 46 | 6 | 11 | 1  | 0  | 1  | 8   | 15 | .326 | 10 | 0  | 12 | 1   | .350 | 4  | 0  |



## HITTER PROFILES

# 43 LANE FORSYTHE

INF | R/R | JR. | 5-11 | 175  
HUMBOLDT, TENN. / TRINITY CHRISTIAN ACADEMY

### QUICK HITS

- 2021 College World Series All-Tournament Team
- Hit second career-home run against Arizona State (Feb. 26)
- Hitting .375 over last five games

### SINGLE GAME CAREER HIGHS

|                |   |                              |
|----------------|---|------------------------------|
| At Bats        | 5 | vs. Samford (5/10/22)        |
| Hits           | 4 | vs. UAB (4/12/22)            |
| Runs Scored    | 3 | vs. Arkansas State (4/13/21) |
| Runs Batted In | 3 | vs. North Alabama (5/17/22)  |
| Doubles        | 1 | vs. Lipscomb (3/11/23)       |
| Triples        | 1 | vs. Missouri (4/30/22)       |
| Home Runs      | 1 | vs. Arizona State (2/26/23)  |
| Walks          | 3 | vs. Ohio State (3/3/23)      |
| Stolen Bases   | 1 | vs. VMI (2/19/23)            |

### SPECIALTY STATS

|             | 2023 | CAREER |
|-------------|------|--------|
| 2 Hit Game  | 4    | 16     |
| 3 Hit Game  | --   | 5      |
| 4+ Hit Game | --   | 1      |
| 2 RBI Game  | 3    | 6      |
| 3 RBI Game  | --   | 2      |
| 4+ RBI Game | --   | 0      |

### FORSYTHE'S GAME-BY-GAME HITTING STATS

| DATE   | OPP               | POS | AB | R  | H  | RBI | 2B | 3B | HR | BB | K  | SB | CS | AVG  |
|--------|-------------------|-----|----|----|----|-----|----|----|----|----|----|----|----|------|
| 2/17   | VMI               | SS  | 3  | 1  | 1  | 0   | 0  | 0  | 0  | 2  | 0  | 1  | 0  | .333 |
| 2/18   | VMI               | SS  | 4  | 1  | 0  | 1   | 0  | 0  | 0  | 1  | 0  | 1  | 0  | .143 |
| 2/19   | VMI               | SS  | 4  | 2  | 0  | 1   | 0  | 0  | 0  | 0  | 1  | 1  | 0  | .091 |
| 2/21   | ULM               | SS  | 2  | 0  | 0  | 0   | 0  | 0  | 0  | 1  | 1  | 0  | 0  | .077 |
| 2/22   | ULM               | SS  | 2  | 2  | 2  | 0   | 0  | 0  | 0  | 2  | 0  | 0  | 0  | .200 |
| 2/24   | Arizona State     | SS  | 3  | 0  | 1  | 2   | 0  | 0  | 0  | 1  | 0  | 0  | 0  | .222 |
| 2/25   | Arizona State     | SS  | 3  | 0  | 1  | 2   | 0  | 0  | 0  | 0  | 1  | 0  | 0  | .238 |
| 2/26   | Arizona State     | SS  | 3  | 1  | 1  | 1   | 0  | 0  | 1  | 0  | 1  | 0  | 0  | .250 |
| 2/28   | vs. Southern Miss | SS  | 3  | 2  | 2  | 0   | 1  | 0  | 0  | 1  | 0  | 0  | 0  | .296 |
| 3/3    | vs. Ohio State    | SS  | 2  | 1  | 1  | 2   | 1  | 0  | 0  | 3  | 0  | 0  | 0  | .310 |
| 3/4    | vs. Oklahoma      | SS  | 4  | 1  | 1  | 1   | 0  | 0  | 0  | 1  | 1  | 0  | 0  | .303 |
| 3/5    | vs. California    | SS  | 3  | 0  | 0  | 0   | 0  | 0  | 0  | 1  | 1  | 0  | 0  | .278 |
| 3/7    | Valparaiso        | SS  | 2  | 1  | 1  | 0   | 0  | 0  | 0  | 1  | 1  | 0  | 1  | .289 |
| 3/10   | Lipscomb          | SS  | 4  | 1  | 2  | 0   | 1  | 0  | 0  | 0  | 0  | 0  | 0  | .310 |
| 3/11   | Lipscomb          | SS  | 3  | 0  | 0  | 0   | 0  | 0  | 0  | 0  | 2  | 0  | 0  | .289 |
| 3/11   | Lipscomb          | SS  | 3  | 2  | 1  | 0   | 1  | 0  | 0  | 2  | 1  | 0  | 0  | .292 |
| 3/14   | vs. Nicholls      | SS  | 4  | 0  | 2  | 0   | 0  | 0  | 0  | 1  | 1  | 1  | 0  | .308 |
| 3/15   | vs. Louisiana     | SS  | 2  | 0  | 1  | 0   | 0  | 0  | 0  | 0  | 0  | 0  | 0  | .315 |
| 3/17   | vs. Kentucky      | SS  | 4  | 0  | 0  | 0   | 0  | 0  | 0  | 1  | 2  | 0  | 0  | .293 |
| 3/18   | vs. Kentucky      | SS  | 2  | 0  | 0  | 0   | 0  | 0  | 0  | 1  | 1  | 0  | 0  | .283 |
| 3/19   | vs. Kentucky      | SS  | 1  | 0  | 0  | 0   | 0  | 0  | 0  | 2  | 0  | 0  | 0  | .279 |
| 3/21   | Arkansas State    | SS  | 3  | 0  | 1  | 0   | 0  | 0  | 0  | 0  | 0  | 0  | 0  | .281 |
| TOTALS |                   |     | 64 | 15 | 18 | 10  | 4  | 0  | 1  | 21 | 14 | 4  | 1  | .281 |

### CAREER HITTING STATS

| YEAR  | AVG  | GP-GS   | AB  | R  | H  | 2B | 3B | HR | RBI | TB  | SLG% | BB | HP | SO  | GDP | OB%  | SF | SH |
|-------|------|---------|-----|----|----|----|----|----|-----|-----|------|----|----|-----|-----|------|----|----|
| 2021  | .231 | 59-58   | 186 | 30 | 43 | 5  | 0  | 1  | 21  | 51  | .274 | 23 | 3  | 56  | 3   | .321 | 3  | 3  |
| 2022  | .273 | 48-36   | 110 | 18 | 30 | 3  | 1  | 0  | 12  | 35  | .318 | 15 | 1  | 38  | 3   | .359 | 2  | 0  |
| 2023  | .281 | 22-22   | 64  | 15 | 18 | 4  | 0  | 1  | 10  | 25  | .391 | 21 | 1  | 14  | 1   | .465 | 0  | 2  |
| TOTAL | .253 | 129-116 | 360 | 63 | 91 | 12 | 1  | 2  | 43  | 111 | .308 | 59 | 5  | 108 | 7   | .361 | 5  | 5  |

## HITTER PROFILES

# 44 HUNTER HINES

INF/OF | L/R | SO. | 6-3 | 210  
MADISON, MISS. / MADISON CENTRAL HS

### QUICK HITS

- 2022 D1 Baseball Freshman All-American
- Has homered in six of the last eight games
- Has 11 RBIs over the last five games.

### SINGLE GAME CAREER HIGHS

|                |    |                                     |
|----------------|----|-------------------------------------|
| At Bats        | 6  | vs. Ole Miss (4/23/22)              |
| Hits           | 3  | 2x last vs. Arizona State (2/26/23) |
| Runs Scored    | 4  | vs. Georgia (3/20/22)               |
| Runs Batted In | 4  | vs. Southern (3/23/22)              |
| Doubles        | 1  | vs. California (3/5/23)             |
| Triples        | 1  | vs. Northern Kentucky (2/25/22)     |
| Home Runs      | 1  | vs. Vapalariso (3/7/23)             |
| Walks          | 3  | vs. Memphis (3/29/22)               |
| Stolen Bases   | -- |                                     |

### SPECIALTY STATS

|             | 2023 | CAREER |
|-------------|------|--------|
| 2 Hit Game  | 2    | 14     |
| 3 Hit Game  | 1    | 7      |
| 4+ Hit Game | --   | --     |
| 2 RBI Game  | 1    | 8      |
| 3 RBI Game  | 1    | 4      |
| 4+ RBI Game | --   | 3      |

### HINES' GAME-BY-GAME HITTING STATS

| DATE   | OPP               | POS | AB | R  | H  | RBI | 2B | 3B | HR | BB | K  | SB | CS | AVG  |
|--------|-------------------|-----|----|----|----|-----|----|----|----|----|----|----|----|------|
| 2/17   | VMI               | 1B  | 3  | 1  | 0  | 0   | 0  | 0  | 0  | 2  | 0  | 0  | 0  | .000 |
| 2/18   | VMI               | 1B  | 6  | 1  | 1  | 1   | 0  | 0  | 1  | 0  | 1  | 0  | 0  | .111 |
| 2/21   | ULM               | 1B  | 4  | 0  | 1  | 1   | 0  | 0  | 0  | 0  | 0  | 0  | 0  | .154 |
| 2/22   | ULM               | DH  | 3  | 1  | 0  | 0   | 0  | 0  | 0  | 1  | 0  | 0  | 0  | .125 |
| 2/24   | Arizona State     | DH  | 4  | 1  | 2  | 0   | 1  | 0  | 0  | 1  | 1  | 0  | 0  | .200 |
| 2/25   | Arizona State     | 1B  | 3  | 1  | 0  | 0   | 0  | 0  | 0  | 1  | 1  | 0  | 0  | .174 |
| 2/26   | Arizona State     | 1B  | 4  | 2  | 3  | 3   | 0  | 0  | 1  | 0  | 1  | 0  | 0  | .259 |
| 2/28   | vs. Southern Miss | DH  | 3  | 0  | 0  | 1   | 0  | 0  | 0  | 0  | 1  | 0  | 0  | .233 |
| 3/3    | vs. Ohio State    | 1B  | 5  | 0  | 0  | 0   | 0  | 0  | 0  | 0  | 1  | 0  | 0  | .200 |
| 3/4    | vs. Oklahoma      | DH  | 5  | 1  | 1  | 1   | 0  | 0  | 1  | 0  | 1  | 0  | 0  | .200 |
| 3/5    | vs. California    | DH  | 5  | 0  | 1  | 1   | 1  | 0  | 0  | 0  | 1  | 0  | 0  | .200 |
| 3/7    | Valparaiso        | 1B  | 4  | 1  | 2  | 2   | 0  | 0  | 1  | 0  | 0  | 0  | 0  | .224 |
| 3/10   | Lipscomb          | DH  | 4  | 1  | 3  | 4   | 2  | 0  | 1  | 0  | 1  | 0  | 0  | .264 |
| 3/11   | Lipscomb          | 1B  | 4  | 0  | 0  | 0   | 0  | 0  | 0  | 0  | 2  | 0  | 0  | .246 |
| 3/11   | Lipscomb          | DH  | 5  | 1  | 1  | 2   | 0  | 0  | 1  | 0  | 2  | 0  | 0  | .242 |
| 3/14   | vs. Nicholls      | 1B  | 4  | 3  | 2  | 4   | 0  | 0  | 2  | 1  | 0  | 0  | 0  | .258 |
| 3/15   | vs. Louisiana     | DH  | 4  | 0  | 2  | 1   | 1  | 0  | 0  | 0  | 2  | 0  | 0  | .271 |
| 3/17   | vs. Kentucky      | DH  | 5  | 0  | 1  | 3   | 0  | 0  | 0  | 0  | 1  | 0  | 0  | .267 |
| 3/18   | vs. Kentucky      | 1B  | 4  | 2  | 1  | 3   | 1  | 0  | 2  | 2  | 1  | 0  | 0  | .291 |
| 3/19   | vs. Kentucky      | 1B  | 2  | 1  | 2  | 0   | 0  | 0  | 0  | 0  | 0  | 0  | 0  | .309 |
| 3/21   | Arkansas State    | 1B  | 3  | 2  | 2  | 3   | 0  | 0  | 0  | 0  | 0  | 0  | 0  | .321 |
| TOTALS |                   |     | 84 | 19 | 27 | 28  | 6  | 0  | 10 | 8  | 17 | 0  | 0  | .321 |

### CAREER HITTING STATS

| YEAR  | AVG  | GP-GS | AB  | R  | H  | 2B | 3B | HR | RBI | TB  | SLG% | BB | HP | SO | GDP | OB%  | SF | SH |
|-------|------|-------|-----|----|----|----|----|----|-----|-----|------|----|----|----|-----|------|----|----|
| 2022  | .300 | 56-56 | 210 | 51 | 63 | 13 | 1  | 16 | 52  | 126 | .600 | 29 | 4  | 58 | 4   | .393 | 1  | 0  |
| 2023  | .321 | 21-21 | 84  | 19 | 27 | 6  | 0  | 10 | 28  | 63  | .750 | 8  | 1  | 17 | 0   | .379 | 2  | 0  |
| TOTAL | .306 | 77-77 | 294 | 70 | 90 | 19 | 1  | 26 | 80  | 189 | .643 | 37 | 5  | 75 | 4   | .389 | 3  | 0  |





## PITCHING STAFF PROFILES

# 2 KC HUNT

RHP | L/R | JR. | 6-3 | 200  
WYCKOFF, N.J. / RAMAPO HS

### QUICK HITS

#### SINGLE GAME CAREER HIGHS

|            |     |                                |
|------------|-----|--------------------------------|
| Innings    | 3.0 | vs. Long Beach State (2/19/22) |
| Strikeouts | 5   | vs. UAB (4/12/22)              |
| Walks      | 6   | vs. VMI (2/18/23)              |

#### SPECIALTY STATS

|                                   | 2023  | CAREER GAMES |
|-----------------------------------|-------|--------------|
| 5+ Strikeout Games                | --    | 1            |
| 10+ Strikeout Games               | --    | --           |
| 2 or Fewer Hits Allowed           | 6     | 31           |
| Longest Scoreless Innings Stretch | 5.1** | 7.2          |
| Wins in a Row*                    | --    | 2            |

\*no decisions do not break a streak

\*\*designates as current

#### HUNT'S GAME-BY-GAME PITCHING STATS

| DATE   | OPP            | GS | IP  | H  | R  | ER | BB | SO | 2B | 3B | HR | WP | BK | HBP | W/L | SV | ERA   |
|--------|----------------|----|-----|----|----|----|----|----|----|----|----|----|----|-----|-----|----|-------|
| 2/18   | VMI            | *  | 2.0 | 1  | 5  | 5  | 6  | 4  | 0  | 0  | 0  | 1  | 0  | 0   | 0/0 | 0  | 22.50 |
| 2/22   | ULM            |    | 1.0 | 0  | 0  | 0  | 0  | 1  | 0  | 0  | 0  | 0  | 0  | 0   | 0/0 | 0  | 0.00  |
| 2/24   | Arizona State  |    | 1.1 | 5  | 6  | 6  | 3  | 3  | 0  | 0  | 0  | 0  | 0  | 0   | 0/0 | 0  | 40.50 |
| 3/11   | Lipscomb       |    | 1.0 | 0  | 0  | 0  | 0  | 2  | 0  | 0  | 0  | 0  | 0  | 0   | 0/0 | 0  | 0.00  |
| 3/14   | Nicholls       |    | 2.0 | 2  | 0  | 0  | 0  | 1  | 0  | 0  | 0  | 0  | 0  | 0   | 0/0 | 0  | 0.00  |
| 3/17   | Kentucky       |    | 2.0 | 1  | 1  | 1  | 2  | 4  | 1  | 0  | 0  | 1  | 0  | 0   | 0/0 | 0  | 4.50  |
| 3/21   | Arkansas State |    | 0.1 | 0  | 0  | 0  | 0  | 1  | 0  | 0  | 0  | 0  | 0  | 0   | 0/0 | 0  | 0.00  |
| TOTALS |                |    | 9.2 | 10 | 12 | 12 | 11 | 16 | 1  | 0  | 0  | 2  | 0  | 0   | 0/0 | 0  | 11.17 |

#### CAREER PITCHING STATS

| YEAR  | ERA   | W-L | APP | GS | CG | SHO | SV | IP   | H  | R  | ER | BB | SO | BF  | B/AVG | WP | HBP |
|-------|-------|-----|-----|----|----|-----|----|------|----|----|----|----|----|-----|-------|----|-----|
| 2020  | 16.20 | 0-0 | 1   | 1  | 0  | 0   | 0  | 1.2  | 2  | 3  | 3  | 2  | 1  | 10  | .400  | 2  | 1   |
| 2021  | 4.80  | 0-0 | 14  | 0  | 0  | 0   | 0  | 15.0 | 15 | 10 | 8  | 8  | 14 | 68  | .268  | 8  | 2   |
| 2022  | 7.46  | 2-4 | 15  | 1  | 0  | 0   | 1  | 25.1 | 27 | 21 | 21 | 13 | 32 | 117 | .265  | 3  | 1   |
| 2023  | 11.17 | 0-0 | 7   | 1  | 0  | 0   | 0  | 9.2  | 10 | 12 | 12 | 11 | 16 | 51  | .250  | 2  | 0   |
| TOTAL | 7.66  | 2-4 | 37  | 3  | 0  | 0   | 1  | 51.2 | 54 | 46 | 44 | 34 | 63 | 246 | .266  | 15 | 4   |

# 4 AARON NIXON

RHP | R/R | JR. | 6-0 | 210  
MCALLEN, TEXAS / MCALLEN HS / TEXAS

### QUICK HITS

- Made his Dawg debut on Feb. 19 against VMI.
- Named to the NCBWA Stopper of the Year Watch List

#### SINGLE GAME CAREER HIGHS

|            |     |                             |
|------------|-----|-----------------------------|
| Innings    | 2.2 | vs. Kansas State (4/16/22)* |
| Strikeouts | 5   | vs. Houston (3/6/21)*       |
| Walks      | 3   | vs. Kansas (5/21/22)*       |

\*Career-highs from Texas

#### SPECIALTY STATS

|                                   | 2023  | CAREER GAMES |
|-----------------------------------|-------|--------------|
| 5+ Strikeout Games                | --    | 1            |
| 10+ Strikeout Games               | --    | --           |
| 2 or Fewer Hits Allowed           | 1     | 48           |
| Longest Scoreless Innings Stretch | 1.2** | 13.0         |
| Wins in a Row*                    | --    | 2            |

\*no decisions do not break a streak

\*\*designates as current

#### NIXON'S GAME-BY-GAME PITCHING STATS

| DATE   | OPP            | GS | IP  | H | R | ER | BB | SO | 2B | 3B | HR | WP | BK | HBP | W/L | SV | ERA  |
|--------|----------------|----|-----|---|---|----|----|----|----|----|----|----|----|-----|-----|----|------|
| 2/19   | VMI            |    | 1.0 | 0 | 0 | 0  | 1  | 3  | 0  | 0  | 0  | 0  | 0  | 0   | 0/0 | 0  | 0.00 |
| 3/21   | Arkansas State |    | 0.2 | 0 | 0 | 0  | 0  | 1  | 0  | 0  | 0  | 0  | 0  | 3   | 0/0 | 0  | 0.00 |
| TOTALS |                |    | 1.2 | 0 | 0 | 0  | 1  | 4  | 0  | 0  | 0  | 0  | 0  | 3   | 0/0 | 0  | 0.00 |

#### CAREER PITCHING STATS

| YEAR  | ERA  | W-L | APP | GS | CG | SHO | SV | IP   | H  | R  | ER | BB | SO | BF  | B/AVG | WP | HBP |
|-------|------|-----|-----|----|----|-----|----|------|----|----|----|----|----|-----|-------|----|-----|
| 2021* | 2.12 | 4-3 | 27  | 0  | 0  | 0   | 9  | 34.0 | 26 | 8  | 8  | 10 | 35 | 140 | .211  | 2  | 4   |
| 2022* | 5.04 | 1-3 | 26  | 0  | 0  | 0   | 5  | 30.1 | 24 | 18 | 17 | 25 | 38 | 145 | .214  | 4  | 5   |
| 2023  | 0.00 | 0-0 | 2   | 0  | 0  | 0   | 0  | 1.2  | 0  | 0  | 0  | 1  | 4  | 4   | .000  | 0  | 3   |
| TOTAL | 3.41 | 5-6 | 55  | 0  | 0  | 0   | 14 | 66.0 | 50 | 26 | 25 | 36 | 77 | 294 | .202  | 6  | 12  |

## PITCHING STAFF PROFILES

# 6 LOGAN FORSYTHE

**RHP** | R/R | FR. | 6-0 | 190  
D'IBERVILLE, MISS. / D'IBERVILLE, MISS.

### QUICK HITS

- Made his collegiate debut on Feb. 17 against VMI

### SINGLE GAME CAREER HIGHS

|            |     |                              |
|------------|-----|------------------------------|
| Innings    | 1.0 | vs. Arkansas State (3/21/23) |
| Strikeouts | 2   | vs. Arkansas State (3/21/23) |
| Walks      | 2   | vs. Kentucky (3/18/23)       |

### SPECIALTY STATS

|                                   | 2023  | CAREER GAMES |
|-----------------------------------|-------|--------------|
| 5+ Strikeout Games                | --    | --           |
| 10+ Strikeout Games               | --    | --           |
| 2 or Fewer Hits Allowed           | 3     | 3            |
| Longest Scoreless Innings Stretch | 2.0** | 2.0          |
| Wins in a Row*                    | --    | --           |

\*no decisions do not break a streak

\*\*designates as current

### FORSYTHE'S GAME-BY-GAME PITCHING STATS

| DATE          | OPP            | GS         | IP       | H        | R        | ER       | BB       | SO       | 2B       | 3B       | HR       | WP       | BK       | HBP      | W/L        | SV       | ERA         |
|---------------|----------------|------------|----------|----------|----------|----------|----------|----------|----------|----------|----------|----------|----------|----------|------------|----------|-------------|
| 2/17          | VMI            | 1.0        | 1        | 0        | 0        | 0        | 2        | 0        | 0        | 0        | 0        | 1        | 0        | 0        | 0/0        | 0        | 0.00        |
| 2/22          | ULM            | 0.2        | 2        | 3        | 2        | 2        | 1        | 0        | 0        | 0        | 0        | 0        | 0        | 1        | 0/0        | 0        | 27.00       |
| 3/18          | Kentucky       | 1.0        | 3        | 2        | 2        | 2        | 0        | 0        | 0        | 1        | 0        | 0        | 0        | 0        | 0/0        | 0        | 18.00       |
| 3/21          | Arkansas State | 1.0        | 1        | 0        | 0        | 0        | 2        | 1        | 0        | 0        | 0        | 0        | 0        | 0        | 0/0        | 0        | 0.00        |
| <b>TOTALS</b> |                | <b>3.2</b> | <b>7</b> | <b>5</b> | <b>4</b> | <b>4</b> | <b>5</b> | <b>1</b> | <b>0</b> | <b>1</b> | <b>1</b> | <b>1</b> | <b>0</b> | <b>1</b> | <b>0/0</b> | <b>0</b> | <b>9.82</b> |

### CAREER PITCHING STATS

| YEAR         | ERA          | W-L        | APP      | GS       | CG       | SHO      | SV       | IP         | H        | R        | ER       | BB       | SO       | BF        | B/AVG       | WP       | HBP      |
|--------------|--------------|------------|----------|----------|----------|----------|----------|------------|----------|----------|----------|----------|----------|-----------|-------------|----------|----------|
| 2023         | 10.80        | 0-0        | 2        | 0        | 0        | 0        | 0        | 1.2        | 3        | 3        | 2        | 2        | 3        | 12        | .375        | 1        | 1        |
| <b>TOTAL</b> | <b>10.80</b> | <b>0-0</b> | <b>2</b> | <b>0</b> | <b>0</b> | <b>0</b> | <b>0</b> | <b>1.2</b> | <b>3</b> | <b>3</b> | <b>2</b> | <b>2</b> | <b>3</b> | <b>12</b> | <b>.375</b> | <b>1</b> | <b>1</b> |

# 9 PICO KOHN

**LHP** | L/L | SO. | 6-4 | 200  
VERBENA, ALA. / CHILTON COUNTY HS

### QUICK HITS

### SINGLE GAME CAREER HIGHS

|            |     |                          |
|------------|-----|--------------------------|
| Innings    | 3.0 | vs. Southern (3/23/2022) |
| Strikeouts | 4   | vs. Auburn (4/16/22)     |
| Walks      | 4   | vs. Tennessee (5/21/22)  |

### SPECIALTY STATS

|                                   | 2023 | CAREER GAMES |
|-----------------------------------|------|--------------|
| 5+ Strikeout Games                | --   | --           |
| 10+ Strikeout Games               | --   | --           |
| 2 or Fewer Hits Allowed           | --   | 16           |
| Longest Scoreless Innings Stretch | --   | 5            |
| Wins in a Row*                    | --   | 1            |

\*no decisions do not break a streak

\*\*designates as current

### KOHN'S GAME-BY-GAME PITCHING STATS

| DATE          | OPP | GS | IP | H | R | ER | BB | SO | 2B | 3B | HR | WP | BK | HBP | W/L | SV | ERA |
|---------------|-----|----|----|---|---|----|----|----|----|----|----|----|----|-----|-----|----|-----|
| <b>TOTALS</b> |     |    |    |   |   |    |    |    |    |    |    |    |    |     |     |    |     |

### CAREER PITCHING STATS

| YEAR         | ERA         | W-L        | APP       | GS       | CG       | SHO      | SV       | IP          | H         | R         | ER        | BB        | SO        | BF         | B/AVG       | WP       | HBP      |
|--------------|-------------|------------|-----------|----------|----------|----------|----------|-------------|-----------|-----------|-----------|-----------|-----------|------------|-------------|----------|----------|
| 2022         | 4.91        | 2-2        | 21        | 2        | 0        | 0/0      | 0        | 36.2        | 35        | 24        | 20        | 18        | 35        | 165        | .255        | 4        | 4        |
| 2023         | 0.00        | 0-0        | 0         | 0        | 0        | 0/0      | 0        | 0.0         | 0         | 0         | 0         | 0         | 0         | 0          | .000        | 0        | 0        |
| <b>TOTAL</b> | <b>4.91</b> | <b>2-2</b> | <b>21</b> | <b>2</b> | <b>0</b> | <b>0</b> | <b>0</b> | <b>36.2</b> | <b>35</b> | <b>24</b> | <b>20</b> | <b>18</b> | <b>35</b> | <b>165</b> | <b>.255</b> | <b>4</b> | <b>4</b> |



## PITCHING STAFF PROFILES

# 12 EVAN SIARY

RHP | R/R | FR. | 6-1 | 190  
COLUMBUS, MISS. / STARKVILLE ACADEMY

### QUICK HITS

- Made his collegiate debut against ULM on Feb. 21.

### SINGLE GAME CAREER HIGHS

|            |     |                         |
|------------|-----|-------------------------|
| Innings    | 4.1 | vs. Kentucky (3/19/23)  |
| Strikeouts | 5   | vs. ULM (2/21/23)       |
| Walks      | 3   | vs. Ohio State (3/3/23) |

### SPECIALTY STATS

|                                   | 2023 | CAREER GAMES |
|-----------------------------------|------|--------------|
| 5+ Strikeouts                     | 1    | 1            |
| 10+ Strikeouts                    | --   | --           |
| 2 or Fewer Hits Allowed           | 4    | 4            |
| Longest Scoreless Innings Stretch | 6.1  | 6.1          |
| Wins in a Row*                    | --   | --           |

\*no decisions do not break a streak

\*\*designates as current

### SIARY'S GAME-BY-GAME PITCHING STATS

| DATE   | OPP           | GS   | IP | H  | R | ER | BB | SO | 2B | 3B | HR | WP | BK | HBP | W/L | SV | ERA   |
|--------|---------------|------|----|----|---|----|----|----|----|----|----|----|----|-----|-----|----|-------|
| 2/21   | ULM           | 3.0  | 2  | 3  | 1 | 0  | 5  | 1  | 0  | 0  | 1  | 0  | 0  | 0   | 0/0 | 0  | 3.00  |
| 2/25   | Arizona State | 3.1  | 2  | 0  | 0 | 2  | 3  | 0  | 0  | 0  | 0  | 0  | 0  | 0   | 0/0 | 0  | 0.00  |
| 3/3    | Ohio State    | 1.2  | 2  | 4  | 4 | 3  | 4  | 2  | 0  | 0  | 0  | 0  | 0  | 0   | 0/1 | 0  | 21.60 |
| 3/10   | Lipscomb      | 3.0  | 3  | 1  | 0 | 0  | 3  | 0  | 0  | 0  | 0  | 0  | 1  | 0   | 0/0 | 1  | 0.00  |
| 3/14   | Nicholls      | 1.0  | 2  | 2  | 2 | 0  | 1  | 0  | 0  | 1  | 0  | 0  | 0  | 0   | 0/0 | 0  | 18.00 |
| 3/19   | Kentucky      | 4.1  | 3  | 2  | 2 | 1  | 1  | 0  | 1  | 1  | 0  | 0  | 2  | 0   | 0/0 | 0  | 4.15  |
| TOTALS |               | 16.1 | 14 | 12 | 9 | 6  | 17 | 3  | 1  | 2  | 1  | 0  | 3  | 0   | 0/1 | 1  | 4.96  |

### CAREER PITCHING STATS

| YEAR  | ERA  | W-L | APP | GS | CG | SHO | SV | IP   | H  | R  | ER | BB | SO | BF | B/AVG | WP | HBP |
|-------|------|-----|-----|----|----|-----|----|------|----|----|----|----|----|----|-------|----|-----|
| 2023  | 4.96 | 0-1 | 6   | 0  | 0  | 0   | 1  | 16.1 | 14 | 12 | 9  | 6  | 17 | 73 | .222  | 1  | 3   |
| TOTAL | 4.96 | 0-1 | 6   | 0  | 0  | 0   | 1  | 16.1 | 14 | 12 | 9  | 6  | 17 | 73 | .222  | 1  | 3   |

# 14 WILL GIBBS

RHP | R/R | FR. | 6-3 | 180  
FLOWOOD, MISS. / JACKSON PREP

### QUICK HITS

- Made his collegiate debut on Feb. 22 against ULM.

### SINGLE GAME CAREER HIGHS

|            |     |                             |
|------------|-----|-----------------------------|
| Innings    | 1.1 | vs. ULM (2/22/23)           |
| Strikeouts | 4   | vs. ULM (2/22/23)           |
| Walks      | 2   | vs. Arizona State (2/26/23) |

### SPECIALTY STATS

|                                   | 2023  | CAREER GAMES |
|-----------------------------------|-------|--------------|
| 5+ Strikeouts                     | --    | --           |
| 10+ Strikeouts                    | --    | --           |
| 2 or Fewer Hits Allowed           | 4     | 4            |
| Longest Scoreless Innings Stretch | 4.0** | 3.0          |
| Wins in a Row*                    | --    | --           |

\*no decisions do not break a streak

\*\*designates as current

### GIBBS' GAME-BY-GAME PITCHING STATS

| DATE   | OPP           | GS  | IP | H | R | ER | BB | SO | 2B | 3B | HR | WP | BK | HBP | W/L | SV | ERA  |
|--------|---------------|-----|----|---|---|----|----|----|----|----|----|----|----|-----|-----|----|------|
| 2/22   | ULM           | 1.1 | 1  | 0 | 0 | 1  | 4  | 0  | 0  | 0  | 0  | 0  | 0  | 0   | 0/0 | 0  | 0.00 |
| 2/26   | Arizona State | 1.0 | 1  | 0 | 0 | 1  | 2  | 0  | 0  | 0  | 0  | 0  | 0  | 0   | 0/0 | 0  | 0.00 |
| 3/11   | Lipscomb      | 0.2 | 1  | 0 | 0 | 2  | 1  | 1  | 0  | 0  | 0  | 0  | 0  | 0   | 0/0 | 0  | 0.00 |
| 3/18   | Kentucky      | 1.0 | 0  | 0 | 0 | 1  | 1  | 0  | 0  | 0  | 0  | 0  | 0  | 0   | 0/0 | 0  | 0.00 |
| TOTALS |               | 4.0 | 3  | 0 | 0 | 5  | 8  | 1  | 0  | 0  | 0  | 0  | 0  | 0   | 0/0 | 0  | 0.00 |

### CAREER PITCHING STATS

| YEAR  | ERA  | W-L | APP | GS | CG | SHO | SV | IP  | H | R | ER | BB | SO | BF | B/AVG | WP | HBP |
|-------|------|-----|-----|----|----|-----|----|-----|---|---|----|----|----|----|-------|----|-----|
| 2023  | 0.00 | 0-0 | 3   | 0  | 0  | 0   | 0  | 3.0 | 3 | 0 | 0  | 4  | 7  | 16 | .250  | 0  | 0   |
| TOTAL | 0.00 | 0-0 | 3   | 0  | 0  | 0   | 0  | 3.0 | 3 | 0 | 0  | 4  | 7  | 16 | .250  | 0  | 0   |



## PITCHING STAFF PROFILES

# 15 CADE SMITH

**RHP** | L/R | JR. | 6-1 | 190  
SOUTHAVEN, MISS. / DESOTO CENTRAL HS

### QUICK HITS

#### SINGLE GAME CAREER HIGHS

|            |     |                      |
|------------|-----|----------------------|
| Innings    | 7.0 | vs. Florida (5/8/22) |
| Strikeouts | 7   | vs. Florida (5/8/22) |
| Walks      | 5   | vs. LSU (4/10/22)    |

#### SPECIALTY STATS

|                                   | 2023 | CAREER GAMES |
|-----------------------------------|------|--------------|
| 5+ Strikeouts                     | 1    | 11           |
| 10+ Strikeouts                    | --   | --           |
| 2 or Fewer Hits Allowed           | 1    | 14           |
| Longest Scoreless Innings Stretch | 4.0  | 8.1          |
| Wins in a Row*                    | 1    | 4            |

\*no decisions do not break a streak

\*\*designates as current

#### SMITH'S GAME-BY-GAME PITCHING STATS

| DATE          | OPP           | GS | IP         | H        | R        | ER       | BB       | SO       | 2B       | 3B       | HR       | WP       | BK       | HBP      | W/L        | SV       | ERA         |
|---------------|---------------|----|------------|----------|----------|----------|----------|----------|----------|----------|----------|----------|----------|----------|------------|----------|-------------|
| 2/17          | VMI           | *  | 4.0        | 2        | 0        | 0        | 2        | 5        | 1        | 0        | 0        | 0        | 0        | 1        | 1/0        | 0        | 0.00        |
| 2/24          | Arizona State | *  | 3.0        | 3        | 7        | 7        | 6        | 2        | 0        | 0        | 2        | 0        | 0        | 1        | 0/1        | 0        | 21.00       |
| <b>TOTALS</b> |               |    | <b>7.0</b> | <b>5</b> | <b>7</b> | <b>7</b> | <b>8</b> | <b>7</b> | <b>1</b> | <b>0</b> | <b>2</b> | <b>0</b> | <b>0</b> | <b>2</b> | <b>1/1</b> | <b>0</b> | <b>9.00</b> |

#### CAREER PITCHING STATS

| YEAR         | ERA  | W-L         | APP        | GS        | CG        | SHO      | SV       | IP          | H         | R         | ER        | BB        | SO        | BF         | B/AVG       | WP       | HBP      |
|--------------|------|-------------|------------|-----------|-----------|----------|----------|-------------|-----------|-----------|-----------|-----------|-----------|------------|-------------|----------|----------|
| 2021         | 2.40 | 3-0         | 10         | 1         | 0         | 0        | 0        | 15.0        | 6         | 5         | 4         | 10        | 20        | 63         | .115        | 0        | 1        |
| 2022         | 3.86 | 4-4         | 14         | 14        | 0         | 0        | 0        | 72.1        | 61        | 37        | 31        | 36        | 66        | 321        | .221        | 6        | 5        |
| 2023         | 9.00 | 1-1         | 2          | 2         | 0         | 0        | 0        | 7.0         | 5         | 7         | 8         | 7         | 36        | .208       | 0           | 2        |          |
| <b>TOTAL</b> |      | <b>4.01</b> | <b>8-5</b> | <b>26</b> | <b>17</b> | <b>0</b> | <b>0</b> | <b>94.1</b> | <b>72</b> | <b>49</b> | <b>42</b> | <b>54</b> | <b>93</b> | <b>420</b> | <b>.205</b> | <b>6</b> | <b>8</b> |

# 16 COLE CHEATHAM

**LHP** | L/L | SO. | 6-3 | 185  
ARDMORE ALA. / ARDMORE HS

### QUICK HITS

#### SINGLE GAME CAREER HIGHS

|            |     |                         |
|------------|-----|-------------------------|
| Innings    | 3.0 | vs. Samford (5/10/22)   |
| Strikeouts | 4   | vs. Tennessee (5/19/22) |
| Walks      | 4   | vs. Arkansas (4/1/22)   |

#### SPECIALTY STATS

|                                   | 2023  | CAREER GAMES |
|-----------------------------------|-------|--------------|
| 5+ Strikeouts                     | --    | --           |
| 10+ Strikeouts                    | --    | --           |
| 2 or Fewer Hits Allowed           | 2     | 9            |
| Longest Scoreless Innings Stretch | 3.0** | 8            |
| Wins in a Row*                    | --    | --           |

\*no decisions do not break a streak

\*\*designates as current

#### CHEATHAM'S GAME-BY-GAME PITCHING STATS

| DATE          | OPP            | GS | IP         | H        | R        | ER       | BB       | SO       | 2B       | 3B       | HR       | WP       | BK       | HBP      | W/L        | SV       | ERA         |
|---------------|----------------|----|------------|----------|----------|----------|----------|----------|----------|----------|----------|----------|----------|----------|------------|----------|-------------|
| 2/24          | Arizona State  |    | 1.0        | 0        | 0        | 0        | 1        | 2        | 0        | 0        | 0        | 1        | 0        | 0        | 0/0        | 0        | 0.00        |
| 3/21          | Arkansas State |    | 2.0        | 1        | 2        | 0        | 2        | 1        | 1        | 0        | 0        | 0        | 0        | 0        | 0/0        | 0        | 0.00        |
| <b>TOTALS</b> |                |    | <b>1.0</b> | <b>0</b> | <b>0</b> | <b>0</b> | <b>1</b> | <b>2</b> | <b>0</b> | <b>0</b> | <b>0</b> | <b>1</b> | <b>0</b> | <b>0</b> | <b>0/0</b> | <b>0</b> | <b>0.00</b> |

#### CAREER PITCHING STATS

| YEAR         | ERA  | W-L         | APP        | GS        | CG       | SHO      | SV       | IP          | H         | R         | ER        | BB        | SO        | BF        | B/AVG       | WP       | HBP      |
|--------------|------|-------------|------------|-----------|----------|----------|----------|-------------|-----------|-----------|-----------|-----------|-----------|-----------|-------------|----------|----------|
| 2022         | 9.24 | 0-0         | 10         | 1         | 0        | 0        | 0        | 12.2        | 17        | 13        | 13        | 12        | 18        | 70        | .304        | 2        | 2        |
| 2023         | 0.00 | 0-0         | 2          | 0         | 0        | 0        | 0        | 3.0         | 18        | 15        | 0         | 3         | 3         | 1         | .100        | 1        | 0        |
| <b>TOTAL</b> |      | <b>7.47</b> | <b>0-0</b> | <b>12</b> | <b>1</b> | <b>0</b> | <b>0</b> | <b>15.2</b> | <b>18</b> | <b>15</b> | <b>13</b> | <b>15</b> | <b>21</b> | <b>71</b> | <b>.273</b> | <b>3</b> | <b>2</b> |





## PITCHING STAFF PROFILES

# 17 STONE SIMMONS

RHP | R/R | JR. | 6-4 | 235  
HOUSTON, TEXAS / THE KINKAID SCHOOL / FURMAN

### QUICK HITS

#### SINGLE GAME CAREER HIGHS

|            |     |                        |
|------------|-----|------------------------|
| Innings    | 7.0 | vs. Fordham (2/28/20)* |
| Strikeouts | 8   | vs. Fordham (2/28/20)* |
| Walks      | 3   | vs. Campbell (3/6/20)* |

\*Career-highs from Furman

#### SPECIALTY STATS

|                                   | 2023 | CAREER GAMES |
|-----------------------------------|------|--------------|
| 5+ Strikeouts                     | --   | 2            |
| 10+ Strikeouts                    | --   | --           |
| 2 or Fewer Hits Allowed           | --   | 17           |
| Longest Scoreless Innings Stretch | --   | 5.2          |
| Wins in a Row*                    | --   | 1            |

\*no decisions do not break a streak

\*\*designates as current

#### SIMMONS' GAME-BY-GAME PITCHING STATS

| DATE | OPP | GS | IP | H | R | ER | BB | SO | 2B | 3B | HR | WP | BK | HBP | W/L | SV | ERA |
|------|-----|----|----|---|---|----|----|----|----|----|----|----|----|-----|-----|----|-----|
|------|-----|----|----|---|---|----|----|----|----|----|----|----|----|-----|-----|----|-----|

#### TOTALS

#### CAREER PITCHING STATS

| YEAR  | ERA  | W-L | APP | GS | CG | SHO | SV | IP   | H  | R  | ER | BB | SO | BF  | B/AVG | WP | HBP |
|-------|------|-----|-----|----|----|-----|----|------|----|----|----|----|----|-----|-------|----|-----|
| 2020  | 2.91 | 0-3 | 4   | 4  | 0  | 0   | 0  | 21.2 | 23 | 11 | 7  | 6  | 17 | 96  | .271  | 3  | 2   |
| 2021  | 4.81 | 1-1 | 19  | 0  | 0  | 0   | 2  | 24.1 | 22 | 15 | 13 | 8  | 29 | 104 | .234  | 2  | 1   |
| 2022  | 0.00 | 0-0 | 3   | 0  | 0  | 0   | 0  | 4.1  | 0  | 0  | 0  | 0  | 6  | 13  | .000  | 0  | 0   |
| 2023  | 0.00 | 0-0 | 0   | 0  | 0  | 0   | 0  | 0.0  | 0  | 0  | 0  | 0  | 0  | 0   | .000  | 0  | 0   |
| TOTAL | 3.91 | 1-4 | 26  | 4  | 0  | 0   | 2  | 46.0 | 45 | 26 | 20 | 14 | 46 | 213 | .230  | 5  | 3   |

\* Statistics from Furman

# 19 MAX MILLER

LHP | L/L | FR. | 6-1 | 205  
VANCELEAVE, MISS. / VANCELEAVE HS

### QUICK HITS

#### SINGLE GAME CAREER HIGHS

|            |    |    |
|------------|----|----|
| Innings    | -- | -- |
| Strikeouts | -- | -- |
| Walks      | -- | -- |

#### SPECIALTY STATS

|                                   | 2023 | CAREER GAMES |
|-----------------------------------|------|--------------|
| 5+ Strikeouts                     | --   | --           |
| 10+ Strikeouts                    | --   | --           |
| 2 or Fewer Hits Allowed           | --   | --           |
| Longest Scoreless Innings Stretch | --   | --           |
| Wins in a Row*                    | --   | --           |

\*no decisions do not break a streak

\*\*designates as current

#### MILLER'S GAME-BY-GAME PITCHING STATS

| DATE | OPP | GS | IP | H | R | ER | BB | SO | 2B | 3B | HR | WP | BK | HBP | W/L | SV | ERA |
|------|-----|----|----|---|---|----|----|----|----|----|----|----|----|-----|-----|----|-----|
|------|-----|----|----|---|---|----|----|----|----|----|----|----|----|-----|-----|----|-----|

#### TOTALS

#### CAREER PITCHING STATS

| YEAR  | ERA  | W-L | APP | GS | CG | SHO | SV | IP  | H | R | ER | BB | SO | BF | B/AVG | WP | HBP |
|-------|------|-----|-----|----|----|-----|----|-----|---|---|----|----|----|----|-------|----|-----|
| 2023  | 0.00 | 0-0 | 0   | 0  | 0  | 0/0 | 0  | 0.0 | 0 | 0 | 0  | 0  | 0  | 0  | .000  | 0  | 0   |
| TOTAL | 0.00 | 0-0 | 0   | 0  | 0  | 0/0 | 0  | 0.0 | 0 | 0 | 0  | 0  | 0  | 0  | .000  | 0  | 0   |



## PITCHING STAFF PROFILES

# 21 COLBY HOLCOMBE

**RHP** | R/R | SO. | 6-6 | 250  
FLORENCE, ALA. / CENTRAL HS / NE MISSISSIPPI CC

### QUICK HITS

- Tallied five strikeouts against Ohio State, a season-high
- Earned first start of the season and first win against Louisiana

### SINGLE GAME CAREER HIGHS

|            |     |                         |
|------------|-----|-------------------------|
| Innings    | 4.0 | vs. Louisiana (3/15/23) |
| Strikeouts | 5   | vs. Louisiana (3/15/23) |
| Walks      | 3   | vs. Ohio State (3/3/23) |

### SPECIALTY STATS

|                                   | 2023 | CAREER GAMES |
|-----------------------------------|------|--------------|
| 5+ Strikeouts                     | 2    | 2            |
| 10+ Strikeouts                    | --   | --           |
| 2 or Fewer Hits Allowed           | 7    | 7            |
| Longest Scoreless Innings Stretch | 3.1  | 3.1          |
| Wins in a Row*                    | 1**  | 1            |

\*no decisions do not break a streak

\*\*designates as current

### HOLCOMBE'S GAME-BY-GAME PITCHING STATS

| DATE          | OPP           | GS          | IP       | H         | R        | ER        | BB        | SO       | 2B       | 3B       | HR       | WP       | BK       | HBP      | W/L        | SV       | ERA         |
|---------------|---------------|-------------|----------|-----------|----------|-----------|-----------|----------|----------|----------|----------|----------|----------|----------|------------|----------|-------------|
| 2/18          | VMI           | 0.1         | 0        | 3         | 3        | 3         | 1         | 0        | 0        | 0        | 0        | 0        | 0        | 0        | 0/0        | 0        | 81.00       |
| 2/22          | ULM           | 1.0         | 0        | 0         | 0        | 1         | 1         | 0        | 0        | 0        | 0        | 0        | 0        | 0        | 0/0        | 0        | 0.00        |
| 2/26          | Arizona State | 1.0         | 2        | 1         | 1        | 0         | 1         | 0        | 0        | 1        | 0        | 0        | 0        | 0        | 0/0        | 0        | 9.00        |
| 3/3           | Ohio State    | 2.1         | 1        | 3         | 0        | 3         | 5         | 0        | 0        | 0        | 0        | 0        | 0        | 0        | 0/0        | 0        | 0.00        |
| 3/7           | Valparaiso    | 1.0         | 0        | 0         | 0        | 0         | 2         | 0        | 0        | 0        | 0        | 0        | 0        | 0        | 0/0        | 0        | 0.00        |
| 3/11          | Lipscomb      | 0.1         | 0        | 1         | 0        | 1         | 0         | 0        | 0        | 0        | 0        | 0        | 0        | 0        | 0/0        | 0        | 0.00        |
| 3/15          | Louisiana     | *           | 4.0      | 3         | 1        | 1         | 1         | 5        | 0        | 0        | 0        | 0        | 0        | 0        | 1/0        | 0        | 2.25        |
| 3/19          | Kentucky      | 0.1         | 2        | 3         | 3        | 2         | 1         | 0        | 1        | 0        | 1        | 0        | 0        | 0        | 0/0        | 0        | 81.00       |
| <b>TOTALS</b> |               | <b>10.1</b> | <b>8</b> | <b>12</b> | <b>8</b> | <b>11</b> | <b>16</b> | <b>0</b> | <b>1</b> | <b>1</b> | <b>1</b> | <b>0</b> | <b>0</b> | <b>0</b> | <b>1/0</b> | <b>0</b> | <b>6.97</b> |

### CAREER PITCHING STATS

| YEAR         | ERA         | W-L        | APP      | GS       | CG       | SHO      | SV       | IP          | H        | R         | ER       | BB        | SO        | BF        | B/AVG       | WP       | HBP      |
|--------------|-------------|------------|----------|----------|----------|----------|----------|-------------|----------|-----------|----------|-----------|-----------|-----------|-------------|----------|----------|
| 2023         | 6.97        | 1-0        | 8        | 1        | 0        | 0        | 0        | 10.1        | 8        | 12        | 8        | 11        | 16        | 50        | .205        | 1        | 0        |
| <b>TOTAL</b> | <b>6.97</b> | <b>1-0</b> | <b>8</b> | <b>1</b> | <b>0</b> | <b>0</b> | <b>0</b> | <b>10.1</b> | <b>8</b> | <b>12</b> | <b>8</b> | <b>11</b> | <b>16</b> | <b>50</b> | <b>.205</b> | <b>1</b> | <b>0</b> |

# 25 NATE DOHM

**RHP** | R/R | SO. | 6-4 | 210  
ZIONSVILLE, IND. / ZIONSVILLE HS / BALL STATE

### QUICK HITS

- 2023 Frisco Classic All-Tournament selection
- Named to the NCBWA Stopper of the Year Watch List
- Earned his second save of the season against Louisiana
- Has three or more strikeouts in his last five appearances

### SINGLE GAME CAREER HIGHS

|            |     |                                 |
|------------|-----|---------------------------------|
| Innings    | 7.0 | vs. Miami (5/21/22)*            |
| Strikeouts | 13  | vs. Miami (5/21/22)*            |
| Walks      | 4   | vs. Central Michigan (5/28/22)* |

\*Career-highs from Ball State

### SPECIALTY STATS

|                                   | 2023 | CAREER GAMES |
|-----------------------------------|------|--------------|
| 5+ Strikeouts                     | 2    | 5            |
| 10+ Strikeouts                    | --   | 1            |
| 2 or Fewer Hits Allowed           | 7    | 17           |
| Longest Scoreless Innings Stretch | 7.2  | 7.2          |
| Wins in a Row*                    | 3    | 3            |

\*no decisions do not break a streak

### DOHM'S GAME-BY-GAME PITCHING STATS

| DATE   | OPP           | GS   | IP | H | R | ER | BB | SO | 2B | 3B | HR | WP | BK | HBP | W/L | SV | ERA  |
|--------|---------------|------|----|---|---|----|----|----|----|----|----|----|----|-----|-----|----|------|
| 2/17   | VMI           | 1.2  | 0  | 0 | 0 | 1  | 0  | 0  | 0  | 0  | 0  | 0  | 0  | 0   | 0/0 | 0  | 0.00 |
| 2/18   | VMI           | 2.2  | 3  | 2 | 0 | 0  | 1  | 1  | 0  | 0  | 0  | 0  | 0  | 0   | 0/1 | 0  | 0.00 |
| 2/25   | Arizona State | 0.2  | 0  | 0 | 0 | 0  | 1  | 0  | 0  | 0  | 0  | 0  | 0  | 0   | 0/0 | 1  | 0.00 |
| 2/28   | Southern Miss | 2.1  | 1  | 1 | 0 | 1  | 4  | 1  | 0  | 0  | 0  | 0  | 0  | 0   | 1/0 | 0  | 0.00 |
| 3/5    | California    | 5.0  | 1  | 0 | 0 | 1  | 6  | 0  | 0  | 0  | 0  | 0  | 0  | 1   | 1/0 | 0  | 0.00 |
| 3/11   | Lipscomb      | 3.0  | 2  | 1 | 1 | 1  | 3  | 1  | 0  | 0  | 0  | 0  | 0  | 0   | 1/0 | 0  | 3.00 |
| 3/15   | Louisiana     | 1.1  | 1  | 0 | 0 | 0  | 3  | 1  | 0  | 0  | 0  | 0  | 0  | 0   | 0/0 | 1  | 0.00 |
| 3/17   | Kentucky      | 2.2  | 2  | 1 | 1 | 0  | 5  | 0  | 0  | 0  | 2  | 0  | 0  | 0   | 0/1 | 0  | 3.37 |
| TOTALS |               | 19.1 | 10 | 5 | 2 | 4  | 23 | 4  | 0  | 0  | 2  | 0  | 1  | 3/2 | 2   | 0  | 0.93 |

### CAREER PITCHING STATS

| YEAR         | ERA         | W-L        | APP       | GS       | CG       | SHO      | SV       | IP          | H         | R         | ER        | BB        | SO        | BF         | B/AVG       | WP       | HBP      |
|--------------|-------------|------------|-----------|----------|----------|----------|----------|-------------|-----------|-----------|-----------|-----------|-----------|------------|-------------|----------|----------|
| 2022*        | 5.71        | 4-3        | 15        | 3        | 1        | 0        | 2        | 41.0        | 32        | 29        | 26        | 26        | 56        | 182        | .218        | 7        | 5        |
| 2023         | 0.93        | 3-2        | 8         | 0        | 0        | 0        | 2        | 19.1        | 10        | 5         | 2         | 4         | 23        | 73         | .154        | 2        | 1        |
| <b>TOTAL</b> | <b>4.18</b> | <b>7-5</b> | <b>23</b> | <b>3</b> | <b>1</b> | <b>0</b> | <b>4</b> | <b>60.1</b> | <b>42</b> | <b>34</b> | <b>28</b> | <b>30</b> | <b>79</b> | <b>255</b> | <b>.198</b> | <b>9</b> | <b>6</b> |

\*Statistics from Ball State



## PITCHING STAFF PROFILES

# 26 TYSON HARDIN

**RHP** | R/R | SO. | 6-2 | 185  
DOVER, FLA. / STRAWBERRY CREST HS / DAYTON STATE COLLEGE

### QUICK HITS

#### SINGLE GAME CAREER HIGHS

|            |     |                             |
|------------|-----|-----------------------------|
| Innings    | 2.0 | vs. Southern Miss (2/28/23) |
| Strikeouts | 2   | vs. Southern Miss (2/28/23) |
| Walks      | 2   | vs. Southern Miss (2/28/23) |

#### SPECIALTY STATS

|                                   | 2023 | CAREER GAMES |
|-----------------------------------|------|--------------|
| 5+ Strikeouts                     | --   | --           |
| 10+ Strikeouts                    | --   | --           |
| 2 or Fewer Hits Allowed           | 3    | 3            |
| Longest Scoreless Innings Stretch | 2.0  | 2.0          |
| Wins in a Row*                    | --   | --           |

\*no decisions do not break a streak

\*\*designates as current

#### HARDIN'S GAME-BY-GAME PITCHING STATS

| DATE   | OPP           | GS  | IP | H  | R  | ER | BB | SO | 2B | 3B | HR | WP | BK | HBP | W/L | SV | ERA   |
|--------|---------------|-----|----|----|----|----|----|----|----|----|----|----|----|-----|-----|----|-------|
| 2/17   | VMI           | 1.0 | 0  | 0  | 0  | 0  | 0  | 1  | 0  | 0  | 0  | 0  | 0  | 0   | 0/0 | 0  | 0.00  |
| 2/19   | VMI           | 1.0 | 1  | 0  | 0  | 0  | 1  | 0  | 0  | 0  | 0  | 0  | 0  | 0   | 0/0 | 0  | 0.00  |
| 2/21   | ULM           | 0.1 | 4  | 3  | 3  | 1  | 1  | 0  | 0  | 1  | 0  | 0  | 0  | 0   | 0/0 | 0  | 81.00 |
| 2/28   | Southern Miss | 2.0 | 0  | 0  | 0  | 2  | 2  | 0  | 0  | 0  | 0  | 0  | 0  | 0   | 0/0 | 0  | 0.00  |
| 3/4    | Oklahoma      | 1.1 | 7  | 4  | 4  | 1  | 1  | 1  | 1  | 1  | 0  | 0  | 0  | 0   | 0/0 | 0  | 27.00 |
| 3/15   | Louisiana     | 1.2 | 4  | 1  | 1  | 0  | 2  | 0  | 0  | 0  | 0  | 0  | 0  | 0   | 0/0 | 0  | 5.40  |
| 3/19   | Kentucky      | 1.0 | 5  | 5  | 5  | 0  | 1  | 2  | 0  | 1  | 1  | 0  | 0  | 0   | 0/0 | 0  | 45.00 |
| TOTALS |               | 8.1 | 21 | 13 | 13 | 4  | 9  | 3  | 1  | 3  | 1  | 0  | 0  | 0   | 0/0 | 0  | 14.04 |

#### CAREER PITCHING STATS

| YEAR  | ERA   | W-L | APP | GS | CG | SHO | SV | IP  | H  | R  | ER | BB | SO | BF | B/AVG | WP | HBP |
|-------|-------|-----|-----|----|----|-----|----|-----|----|----|----|----|----|----|-------|----|-----|
| 2023  | 14.04 | 0-0 | 7   | 0  | 0  | 0   | 0  | 8.1 | 21 | 13 | 13 | 4  | 8  | 50 | .467  | 1  | 0   |
| TOTAL | 14.04 | 0-0 | 7   | 0  | 0  | 0   | 0  | 8.1 | 21 | 13 | 13 | 4  | 8  | 50 | .467  | 1  | 0   |

# 29 NATE WILLIAMS

**RHP** | R/R | SO. | 6-3 | 230  
ACWORTH, GA. / NORTH COBB HS / FLORENCE DARLINGTON CC

### QUICK HITS

#### SINGLE GAME CAREER HIGHS

|            |    |    |
|------------|----|----|
| Innings    | -- | -- |
| Strikeouts | -- | -- |
| Walks      | -- | -- |

#### SPECIALTY STATS

|                                   | 2023 | CAREER GAMES |
|-----------------------------------|------|--------------|
| 5+ Strikeouts                     | --   | --           |
| 10+ Strikeouts                    | --   | --           |
| 2 or Fewer Hits Allowed           | --   | --           |
| Longest Scoreless Innings Stretch | --   | --           |
| Wins in a Row*                    | --   | --           |

\*no decisions do not break a streak

\*\*designates as current

#### WILLIAMS' GAME-BY-GAME PITCHING STATS

| DATE   | OPP | GS | IP | H | R | ER | BB | SO | 2B | 3B | HR | WP | BK | HBP | W/L | SV | ERA |
|--------|-----|----|----|---|---|----|----|----|----|----|----|----|----|-----|-----|----|-----|
| TOTALS |     |    |    |   |   |    |    |    |    |    |    |    |    |     |     |    |     |

#### CAREER PITCHING STATS

| YEAR  | ERA  | W-L | APP | GS | CG | SHO | SV | IP  | H | R | ER | BB | SO | BF | B/AVG | WP | HBP |
|-------|------|-----|-----|----|----|-----|----|-----|---|---|----|----|----|----|-------|----|-----|
| 2023  | 0.00 | 0-0 | 0   | 0  | 0  | 0/0 | 0  | 0.0 | 0 | 0 | 0  | 0  | 0  | 0  | .000  | 0  | 0   |
| TOTAL | 0.00 | 0-0 | 0   | 0  | 0  | 0/0 | 0  | 0.0 | 0 | 0 | 0  | 0  | 0  | 0  | .000  | 0  | 0   |

## PITCHING STAFF PROFILES

# 30 BRADLEY LOFTIN

**LHP** | L/L | FR. | 6-3 | 197  
SOUTHAVEN, MISS. / DESOTO CENTRAL HS

### QUICK HITS

- Tallied career-highs in IP, and Ks against Valparaiso (March 7).

### SINGLE GAME CAREER HIGHS

|            |     |                         |
|------------|-----|-------------------------|
| Innings    | 6.0 | vs. Valparaiso (3/3/23) |
| Strikeouts | 11  | vs. Valparaiso (3/3/23) |
| Walks      | 6   | vs. Nicholls (3/14/23)  |

### SPECIALTY STATS

|                                   | 2023  | CAREER GAMES |
|-----------------------------------|-------|--------------|
| 5+ Strikeouts                     | 5     | 5            |
| 10+ Strikeouts                    | 1     | 1            |
| 2 or Fewer Hits Allowed           | 4     | 4            |
| Longest Scoreless Innings Stretch | 6.0** | 6.0          |
| Wins in a Row*                    | 2**   | 2            |

\*no decisions do not break a streak

\*\*designates as current

### LOFTIN'S GAME-BY-GAME PITCHING STATS

| DATE          | OPP            | GS | IP          | H         | R        | ER       | BB        | SO        | 2B       | 3B       | HR       | WP       | BK       | HBP      | W/L        | SV       | ERA         |
|---------------|----------------|----|-------------|-----------|----------|----------|-----------|-----------|----------|----------|----------|----------|----------|----------|------------|----------|-------------|
| 2/19          | VMI            |    | 1.0         | 0         | 0        | 0        | 1         | 0         | 0        | 0        | 0        | 0        | 0        | 0        | 0/0        | 0        | 0.00        |
| 2/21          | ULM            | *  | 4.0         | 2         | 1        | 0        | 4         | 8         | 0        | 0        | 0        | 0        | 0        | 1        | 0/1        | 0        | 0.00        |
| 2/28          | Southern Miss  | *  | 4.0         | 2         | 4        | 3        | 6         | 5         | 1        | 0        | 0        | 0        | 0        | 1        | 0/0        | 0        | 6.75        |
| 3/7           | Valparaiso     | *  | 6.0         | 2         | 2        | 2        | 5         | 11        | 0        | 0        | 0        | 2        | 0        | 0        | 1/0        | 0        | 3.00        |
| 3/14          | Nicholls       | *  | 4.0         | 3         | 2        | 1        | 6         | 6         | 0        | 0        | 1        | 0        | 0        | 0        | 0/0        | 0        | 2.25        |
| 3/21          | Arkansas State | *  | 5.0         | 3         | 0        | 0        | 2         | 9         | 0        | 0        | 0        | 1        | 0        | 0        | 1/0        | 0        | 0.00        |
| <b>TOTALS</b> |                |    | <b>24.0</b> | <b>12</b> | <b>9</b> | <b>6</b> | <b>24</b> | <b>39</b> | <b>1</b> | <b>0</b> | <b>1</b> | <b>3</b> | <b>0</b> | <b>2</b> | <b>2/1</b> | <b>0</b> | <b>2.25</b> |

### CAREER PITCHING STATS

| YEAR         | ERA         | W-L        | APP      | GS       | CG       | SHO      | SV       | IP          | H         | R        | ER       | BB        | SO        | BF         | B/AVG       | WP       | HBP      |
|--------------|-------------|------------|----------|----------|----------|----------|----------|-------------|-----------|----------|----------|-----------|-----------|------------|-------------|----------|----------|
| 2023         | 2.25        | 2-1        | 6        | 5        | 0        | 0        | 0        | 24.0        | 12        | 9        | 6        | 24        | 39        | 109        | .148        | 3        | 2        |
| <b>TOTAL</b> | <b>2.25</b> | <b>2-1</b> | <b>6</b> | <b>5</b> | <b>0</b> | <b>0</b> | <b>0</b> | <b>24.0</b> | <b>12</b> | <b>9</b> | <b>6</b> | <b>24</b> | <b>39</b> | <b>109</b> | <b>.148</b> | <b>3</b> | <b>2</b> |

# 32 PARKER STINNETT

**RHP** | R/R | JR. | 6-2 | 190  
OXFORD, MISS. / OXFORD HS / NW MISSISSIPPI CC

### QUICK HITS

### SINGLE GAME CAREER HIGHS

|            |     |                         |
|------------|-----|-------------------------|
| Innings    | 6.0 | vs. Princeton (3/13/22) |
| Strikeouts | 12  | vs. Princeton (3/13/22) |
| Walks      | 8   | vs. Georgia (3/19/22)   |

### SPECIALTY STATS

|                                   | 2023 | CAREER GAMES |
|-----------------------------------|------|--------------|
| 5+ Strikeouts                     | --   | 4            |
| 10+ Strikeouts                    | --   | 2            |
| 2 or Fewer Hits Allowed           | 1    | 26           |
| Longest Scoreless Innings Stretch | --   | 8.2          |
| Wins in a Row*                    | --   | 3            |

\*no decisions do not break a streak

\*\*designates as current

### STINNETT'S GAME-BY-GAME PITCHING STATS

| DATE          | OPP | GS | IP         | H        | R        | ER       | BB       | SO       | 2B       | 3B       | HR       | WP       | BK       | HBP      | W/L        | SV       | ERA         |
|---------------|-----|----|------------|----------|----------|----------|----------|----------|----------|----------|----------|----------|----------|----------|------------|----------|-------------|
| 2/18          | VMI |    | 1.2        | 2        | 2        | 1        | 0        | 2        | 0        | 0        | 0        | 0        | 0        | 1        | 0/0        | 0        | 5.40        |
| <b>TOTALS</b> |     |    | <b>1.2</b> | <b>2</b> | <b>2</b> | <b>1</b> | <b>0</b> | <b>2</b> | <b>0</b> | <b>0</b> | <b>0</b> | <b>0</b> | <b>0</b> | <b>1</b> | <b>0/0</b> | <b>0</b> | <b>5.40</b> |

### CAREER PITCHING STATS

| YEAR         | ERA         | W-L        | APP       | GS       | CG       | SHO      | SV       | IP          | H         | R         | ER        | BB        | SO        | BF         | B/AVG       | WP        | HBP      |
|--------------|-------------|------------|-----------|----------|----------|----------|----------|-------------|-----------|-----------|-----------|-----------|-----------|------------|-------------|-----------|----------|
| 2021         | 2.41        | 1-0        | 17        | 1        | 0        | 0        | 1        | 18.2        | 8         | 5         | 5         | 16        | 31        | 84         | .125        | 7         | 4        |
| 2022         | 6.12        | 4-1        | 12        | 6        | 0        | 0        | 0        | 32.1        | 27        | 23        | 22        | 26        | 49        | 150        | .229        | 7         | 3        |
| 2023         | 5.40        | 0-0        | 1         | 0        | 0        | 0        | 0        | 1.2         | 2         | 2         | 1         | 0         | 2         | 8          | .400        | 0         | 1        |
| <b>TOTAL</b> | <b>4.78</b> | <b>5-1</b> | <b>30</b> | <b>7</b> | <b>0</b> | <b>0</b> | <b>1</b> | <b>52.2</b> | <b>37</b> | <b>30</b> | <b>28</b> | <b>42</b> | <b>82</b> | <b>242</b> | <b>.198</b> | <b>14</b> | <b>8</b> |



## PITCHING STAFF PROFILES

# 36 LANDON GARTMAN

**RHP** | R/R | JR. | 6-0 | 215  
BOGUE CHITTO, MISS. / ENTERPRISE HS / MEMPHIS

### QUICK HITS

- 2023 Preseason SEC Pitcher of the Year Watchlist

### SINGLE GAME CAREER HIGHS

|            |     |                             |
|------------|-----|-----------------------------|
| Innings    | 8.0 | vs. East Carolina (5/6/22)* |
| Strikeouts | 10  | vs. Tulane (5/19/22)*       |
| Walks      | 4   | vs. Kentucky (3/18/23)      |

\*Career-highs from Memphis

### SPECIALTY STATS

|                                   | 2023 | CAREER GAMES |
|-----------------------------------|------|--------------|
| 5+ Strikeouts                     | 4    | 16           |
| 10+ Strikeouts                    | --   | 2            |
| 2 or Fewer Hits Allowed           | --   | 6            |
| Longest Scoreless Innings Stretch | 5.2  | 14.1         |
| Wins in a Row*                    | 1    | 5            |

\*no decisions do not break a streak

\*\*designates as current

### GARTMAN'S GAME-BY-GAME PITCHING STATS

| DATE   | OPP           | GS | IP   | H  | R  | ER | BB | SO | 2B | 3B | HR | WP | BK | HBP | W/L | SV | ERA   |
|--------|---------------|----|------|----|----|----|----|----|----|----|----|----|----|-----|-----|----|-------|
| 2/19   | VMI           | *  | 5.0  | 6  | 3  | 3  | 1  | 8  | 2  | 0  | 0  | 2  | 1  | 0   | 0/0 | 0  | 5.40  |
| 2/26   | Arizona State | *  | 5.0  | 4  | 2  | 2  | 3  | 7  | 0  | 0  | 1  | 0  | 0  | 0   | 1/0 | 0  | 3.60  |
| 3/5    | California    | *  | 4.0  | 3  | 4  | 4  | 4  | 4  | 1  | 0  | 2  | 2  | 0  | 1   | 0/0 | 0  | 9.00  |
| 3/11   | Lipscomb      | *  | 6.0  | 3  | 2  | 2  | 2  | 6  | 0  | 0  | 0  | 0  | 0  | 0   | 0/0 | 0  | 3.00  |
| 3/18   | Kentucky      | *  | 4.0  | 3  | 8  | 7  | 4  | 7  | 1  | 0  | 1  | 0  | 0  | 2   | 0/1 | 0  | 15.75 |
| TOTALS |               |    | 20.0 | 16 | 11 | 11 | 10 | 25 | 3  | 0  | 3  | 4  | 1  | 1   | 1/0 | 0  | 4.95  |

### CAREER PITCHING STATS

| YEAR  | ERA  | W-L | APP | GS | CG | SHO | SV | IP    | H  | R  | ER | BB | SO  | BF  | B/AVG | WP | HBP |
|-------|------|-----|-----|----|----|-----|----|-------|----|----|----|----|-----|-----|-------|----|-----|
| 2022* | 3.56 | 7-2 | 15  | 13 | 0  | 0   | 1  | 86.0  | 54 | 35 | 34 | 29 | 94  | 343 | .175  | 5  | 3   |
| 2023  | 6.75 | 1-1 | 5   | 5  | 0  | 0   | 0  | 24.0  | 19 | 19 | 18 | 14 | 32  | 110 | .209  | 4  | 3   |
| TOTAL | 4.25 | 8-3 | 20  | 18 | 0  | 0   | 1  | 110.0 | 73 | 54 | 52 | 43 | 126 | 453 | .183  | 9  | 6   |

\*Statistics from Memphis

# 39 GRAHAM YNTEMA

**LHP** | L/L | SO. | 6-3 | 200  
LILBURN, GA. / PARKVIEW HS / LAWSON STATE CC

### QUICK HITS

- Earned first start of the season against Arizona State (Feb. 25).

### SINGLE GAME CAREER HIGHS

|            |     |                             |
|------------|-----|-----------------------------|
| Innings    | 5.0 | vs. Arizona State (2/25/23) |
| Strikeouts | 6   | vs. Arizona State (2/25/23) |
| Walks      | 5   | vs. Oklahoma (3/4/23)       |

### SPECIALTY STATS

|                                   | 2023 | CAREER GAMES |
|-----------------------------------|------|--------------|
| 5+ Strikeouts                     | 2    | 2            |
| 10+ Strikeouts                    | --   | --           |
| 2 or Fewer Hits Allowed           | 2    | 2            |
| Longest Scoreless Innings Stretch | 4.2  | 4.2          |
| Wins in a Row*                    | 1    | 1            |

\*no decisions do not break a streak

\*\*designates as current

### YNTEMA'S GAME-BY-GAME PITCHING STATS

| DATE   | OPP           | GS | IP   | H  | R  | ER | BB | SO | 2B | 3B | HR | WP | BK | HBP | W/L | SV | ERA   |
|--------|---------------|----|------|----|----|----|----|----|----|----|----|----|----|-----|-----|----|-------|
| 2/17   | VMI           |    | 1.1  | 5  | 2  | 1  | 1  | 3  | 1  | 0  | 0  | 0  | 1  | 0   | 0/0 | 0  | 6.75  |
| 2/22   | ULM           |    | 1.0  | 1  | 0  | 0  | 0  | 1  | 0  | 0  | 0  | 0  | 0  | 0   | 0/0 | 0  | 0.00  |
| 2/25   | Arizona State | *  | 5.0  | 3  | 1  | 1  | 0  | 6  | 0  | 0  | 0  | 1  | 0  | 2   | 1/0 | 0  | 1.80  |
| 3/4    | vs. Oklahoma  | *  | 2.2  | 5  | 7  | 7  | 5  | 3  | 0  | 0  | 1  | 0  | 0  | 0   | 0/1 | 0  | 23.62 |
| 3/11   | Lipscomb      | *  | 5.1  | 3  | 3  | 1  | 3  | 5  | 0  | 0  | 0  | 0  | 0  | 0   | 0/0 | 0  | 1.69  |
| 3/19   | Kentucky      | *  | 0.0  | 1  | 4  | 3  | 3  | 0  | 0  | 0  | 0  | 0  | 0  | 0   | 0/1 | 0  | 99.00 |
| TOTALS |               |    | 15.1 | 18 | 17 | 13 | 12 | 18 | 1  | 0  | 1  | 1  | 2  | 0   | 1/2 | 0  | 7.63  |

### CAREER PITCHING STATS

| YEAR  | ERA  | W-L | APP | GS | CG | SHO | SV | IP   | H  | R  | ER | BB | SO | BF | B/AVG | WP | HBP |
|-------|------|-----|-----|----|----|-----|----|------|----|----|----|----|----|----|-------|----|-----|
| 2023  | 7.63 | 1-2 | 6   | 4  | 0  | 0   | 0  | 15.1 | 18 | 17 | 13 | 12 | 18 | 76 | .290  | 1  | 2   |
| TOTAL | 7.63 | 1-2 | 6   | 4  | 0  | 0   | 0  | 15.1 | 18 | 17 | 13 | 12 | 18 | 76 | .290  | 1  | 2   |

## PITCHING STAFF PROFILES

# 45 TYLER DAVIS

**LHP** | L/L | JR. | 6-2 | 210  
NEWPORT NEWS, VA. / MENCHVILLE HS / VCU

### QUICK HITS

#### SINGLE GAME CAREER HIGHS

|            |     |                            |
|------------|-----|----------------------------|
| Innings    | 6.0 | vs. George Mason (4/2/22)* |
| Strikeouts | 7   | vs. Dayton (4/29/22)*      |
| Walks      | 4   | vs. Davidson (5/27/22)*    |

\*Career-highs from VCU

#### SPECIALTY STATS

|                                   | 2023 | CAREER GAMES |
|-----------------------------------|------|--------------|
| 5+ Strikeouts                     | --   | 10           |
| 10+ Strikeouts                    | --   | --           |
| 2 or Fewer Hits Allowed           | 5    | 13           |
| Longest Scoreless Innings Stretch | 3.2  | 14           |
| Wins in a Row*                    | 1**  | 4            |

\*no decisions do not break a streak

\*\*designates as current

#### DAVIS' GAME-BY-GAME PITCHING STATS

| DATE   | OPP           | GS   | IP | H  | R  | ER | BB | SO | 2B | 3B | HR | WP | BK | HBP | W/L | SV | ERA   |
|--------|---------------|------|----|----|----|----|----|----|----|----|----|----|----|-----|-----|----|-------|
| 2/18   | VMI           | 2.1  | 1  | 2  | 2  | 3  | 4  | 0  | 0  | 1  | 0  | 0  | 0  | 0   | 0/0 | 0  | 7.71  |
| 2/21   | ULM           | 0.2  | 4  | 4  | 4  | 0  | 0  | 1  | 0  | 1  | 0  | 0  | 0  | 1   | 0/0 | 0  | 54.00 |
| 2/26   | Arizona State | 2.0  | 1  | 0  | 0  | 1  | 2  | 0  | 0  | 0  | 0  | 0  | 0  | 0   | 0/0 | 0  | 0.00  |
| 2/28   | Southern Miss | 0.2  | 2  | 4  | 3  | 2  | 1  | 2  | 0  | 0  | 0  | 0  | 0  | 0   | 0/0 | 0  | 40.50 |
| 3/4    | Oklahoma      | 5.0  | 6  | 4  | 2  | 1  | 3  | 2  | 0  | 0  | 1  | 0  | 1  | 0   | 0/0 | 0  | 3.60  |
| 3/11   | Lipscomb      | 1.1  | 1  | 0  | 0  | 2  | 1  | 1  | 0  | 0  | 0  | 0  | 0  | 0   | 1/0 | 0  | 0.00  |
| 3/15   | Louisiana     | 2.0  | 2  | 0  | 0  | 2  | 2  | 0  | 0  | 0  | 0  | 0  | 0  | 0   | 0/0 | 0  | 0.00  |
| 3/19   | Kentucky      | 0.1  | 3  | 3  | 3  | 1  | 0  | 1  | 0  | 1  | 1  | 0  | 0  | 0   | 0/0 | 0  | 81.00 |
| TOTALS |               | 14.1 | 20 | 17 | 14 | 12 | 13 | 7  | 0  | 3  | 2  | 0  | 2  | 2   | 1/0 | 0  | 8.79  |

#### CAREER PITCHING STATS

| YEAR         | ERA         | W-L         | APP       | GS        | CG       | SHO      | SV       | IP           | H          | R         | ER        | BB        | SO         | BF         | B/AVG       | WP       | HBP       |
|--------------|-------------|-------------|-----------|-----------|----------|----------|----------|--------------|------------|-----------|-----------|-----------|------------|------------|-------------|----------|-----------|
| 2021*        | 4.86        | 9-2         | 21        | 0         | 0        | 0        | 5        | 53.2         | 55         | 35        | 29        | 27        | 53         | 246        | .267        | 1        | 6         |
| 2022*        | 3.60        | 5-3         | 17        | 15        | 0        | 0        | 0        | 60.0         | 47         | 26        | 24        | 21        | 63         | 255        | .210        | 2        | 6         |
| 2023         | 8.79        | 1-0         | 8         | 0         | 0        | 0        | 0        | 14.1         | 20         | 17        | 14        | 12        | 13         | 79         | .317        | 2        | 2         |
| <b>TOTAL</b> | <b>4.71</b> | <b>10-5</b> | <b>46</b> | <b>15</b> | <b>0</b> | <b>0</b> | <b>5</b> | <b>128.0</b> | <b>122</b> | <b>78</b> | <b>67</b> | <b>60</b> | <b>129</b> | <b>580</b> | <b>.247</b> | <b>5</b> | <b>14</b> |

\*Statistics from VCU

# 48 BROOKS AUGER

**RHP** | R/R | JR. | 6-5 | 205  
FARMERVILLE, LA. / CEDAR CREEK HS / HINDS CC

### QUICK HITS

#### SINGLE GAME CAREER HIGHS

|            |     |                        |
|------------|-----|------------------------|
| Innings    | 3.1 | vs. Arkansas (4/3/22)  |
| Strikeouts | 4   | vs. Southern (3/23/22) |
| Walks      | 3   | vs. Arkansas (4/3/22)  |

#### SPECIALTY STATS

|                                   | 2023 | CAREER GAMES |
|-----------------------------------|------|--------------|
| 5+ Strikeouts                     | --   | --           |
| 10+ Strikeouts                    | --   | --           |
| 2 or Fewer Hits Allowed           | --   | --           |
| Longest Scoreless Innings Stretch | --   | 12           |
| Wins in a Row*                    | --   | 2            |

\*no decisions do not break a streak

\*\*designates as current

#### AUGER'S GAME-BY-GAME PITCHING STATS

| DATE          | OPP | GS | IP | H | R | ER | BB | SO | 2B | 3B | HR | WP | BK | HBP | W/L | SV | ERA |
|---------------|-----|----|----|---|---|----|----|----|----|----|----|----|----|-----|-----|----|-----|
| <b>TOTALS</b> |     |    |    |   |   |    |    |    |    |    |    |    |    |     |     |    |     |

#### CAREER PITCHING STATS

| YEAR         | ERA         | W-L        | APP       | GS       | CG       | SHO      | SV       | IP          | H         | R         | ER       | BB        | SO        | BF        | B/AVG       | WP       | HBP      |
|--------------|-------------|------------|-----------|----------|----------|----------|----------|-------------|-----------|-----------|----------|-----------|-----------|-----------|-------------|----------|----------|
| 2022         | 3.05        | 2-0        | 16        | 0        | 0        | 0        | 0        | 20.2        | 16        | 10        | 7        | 12        | 27        | 90        | .219        | 0        | 1        |
| 2023         | 0.00        | 0-0        | 0         | 0        | 0        | 0        | 0        | 0.0         | 0         | 0         | 0        | 0         | 0         | 0         | .000        | 0        | 0        |
| <b>TOTAL</b> | <b>3.05</b> | <b>2-0</b> | <b>16</b> | <b>0</b> | <b>0</b> | <b>0</b> | <b>0</b> | <b>20.2</b> | <b>16</b> | <b>10</b> | <b>7</b> | <b>12</b> | <b>27</b> | <b>90</b> | <b>.219</b> | <b>0</b> | <b>1</b> |





## PITCHING STAFF PROFILES

# 50 JURRANGELO CIJNTJE

**BHP** | S/S | FR. | 5-11 | 170  
PEMBROKE PINES, FLA. / CHAMPAGNT CATHOLIC HS

### QUICK HITS

- Made collegiate debut on Feb. 19 against VMI
- Earned first start against ULM on Feb. 22

### SINGLE GAME CAREER HIGHS

|            |     |                        |
|------------|-----|------------------------|
| Innings    | 6.0 | vs. Lipscomb (3/10/23) |
| Strikeouts | 8   | vs. Lipscomb (3/10/23) |
| Walks      | 5   | vs. Lipscomb (3/10/23) |

### SPECIALTY STATS

|                                   | 2023 | CAREER GAMES |
|-----------------------------------|------|--------------|
| 5+ Strikeouts                     | 3    | 3            |
| 10+ Strikeouts                    | --   | --           |
| 2 Or Fewer Hits Allowed           | 6    | 6            |
| Longest Scoreless Innings Stretch | 8.1  | 8.1          |
| Wins in a Row*                    | 3**  | 2            |

\*no decisions do not break a streak

\*\*designates as current

### CIJNTJE'S GAME-BY-GAME PITCHING STATS

| DATE   | OPP        | GS | IP   | H | R | ER | BB | SO | 2B | 3B | HR | WP | BK | HBP | W/L | SV | ERA  |
|--------|------------|----|------|---|---|----|----|----|----|----|----|----|----|-----|-----|----|------|
| 2/19   | VMI        |    | 1.0  | 2 | 0 | 0  | 0  | 1  | 0  | 0  | 0  | 0  | 0  | 0   | 1/0 | 0  | 0.00 |
| 2/22   | ULM        | *  | 4.0  | 1 | 0 | 0  | 1  | 7  | 0  | 0  | 0  | 0  | 0  | 1   | 1/0 | 0  | 0.00 |
| 3/3    | Ohio State | *  | 4.0  | 1 | 1 | 0  | 2  | 4  | 0  | 0  | 0  | 1  | 0  | 1   | 0/0 | 0  | 0.00 |
| 3/10   | Lipscomb   | *  | 6.0  | 1 | 1 | 1  | 5  | 8  | 0  | 0  | 0  | 1  | 0  | 2   | 1/0 | 0  | 1.50 |
| 3/17   | Kentucky   | *  | 5.0  | 2 | 4 | 4  | 5  | 6  | 0  | 0  | 0  | 0  | 0  | 2   | 0/0 | 0  | 7.20 |
| TOTALS |            |    | 20.0 | 7 | 6 | 5  | 13 | 26 | 0  | 0  | 0  | 2  | 0  | 6   | 3/0 | 0  | 2.25 |

### CAREER PITCHING STATS

| YEAR  | ERA  | W-L | APP | GS | CG | SHO | SV | IP   | H | R | ER | BB | SO | BF | B/AVG | WP | HBP |
|-------|------|-----|-----|----|----|-----|----|------|---|---|----|----|----|----|-------|----|-----|
| 2023  | 2.25 | 3-0 | 5   | 4  | 0  | 0   | 0  | 20.0 | 7 | 6 | 5  | 13 | 26 | 82 | .117  | 2  | 6   |
| TOTAL | 2.25 | 3-0 | 5   | 4  | 0  | 0   | 0  | 20.0 | 7 | 6 | 5  | 13 | 26 | 82 | .117  | 2  | 6   |

# 55 BROCK TAPPER

**LHP** | L/L | FR. | 6-1 | 185  
NESBIT, MISS. / DESOTO CENTRAL HS

### QUICK HITS

- Made his collegiate debut against ULM on Feb. 21.

### SINGLE GAME CAREER HIGHS

|            |     |                             |
|------------|-----|-----------------------------|
| Innings    | 3.2 | vs. Arizona State (2/24/23) |
| Strikeouts | 4   | vs. Kentucky (3/18/23)      |
| Walks      | 2   | vs. Arizona State (2/24/23) |

### SPECIALTY STATS

|                                   | 2023 | CAREER GAMES |
|-----------------------------------|------|--------------|
| 5+ Strikeouts                     | --   | --           |
| 10+ Strikeouts                    | --   | --           |
| 2 Or Fewer Hits Allowed           | 3    | 3            |
| Longest Scoreless Innings Stretch | 8.0  | 8.0          |
| Wins in a Row*                    | 1**  | --           |

\*no decisions do not break a streak

\*\*designates as current

### TAPPER'S GAME-BY-GAME PITCHING STATS

| DATE   | OPP           | GS | IP   | H  | R | ER | BB | SO | 2B | 3B | HR | WP | BK | HBP | W/L | SV | ERA  |
|--------|---------------|----|------|----|---|----|----|----|----|----|----|----|----|-----|-----|----|------|
| 2/21   | ULM           |    | 1.0  | 0  | 0 | 0  | 0  | 0  | 0  | 0  | 0  | 0  | 0  | 0   | 0/0 | 0  | 0.00 |
| 2/24   | Arizona State |    | 3.2  | 4  | 0 | 0  | 2  | 4  | 0  | 1  | 0  | 0  | 0  | 0   | 0/0 | 0  | 0.00 |
| 3/3    | Ohio State    |    | 1.0  | 1  | 0 | 0  | 0  | 2  | 0  | 0  | 0  | 1  | 0  | 0   | 0/0 | 0  | 0.00 |
| 3/11   | Lipscomb      |    | 0.1  | 1  | 0 | 0  | 0  | 0  | 0  | 0  | 0  | 0  | 0  | 0   | 0/0 | 0  | 0.00 |
| 3/14   | Nicholls      |    | 2.0  | 3  | 0 | 0  | 0  | 1  | 0  | 0  | 0  | 0  | 0  | 0   | 1/0 | 0  | 0.00 |
| 3/18   | Kentucky      |    | 2.0  | 4  | 2 | 1  | 1  | 4  | 1  | 0  | 0  | 0  | 0  | 0   | 0/0 | 0  | 4.50 |
| TOTALS |               |    | 10.0 | 12 | 2 | 1  | 3  | 11 | 1  | 1  | 0  | 1  | 0  | 0   | 1/0 | 0  | 0.90 |

### CAREER PITCHING STATS

| YEAR  | ERA  | W-L | APP | GS | CG | SHO | SV | IP  | H | R | ER | BB | SO | BF | B/AVG | WP | HBP |
|-------|------|-----|-----|----|----|-----|----|-----|---|---|----|----|----|----|-------|----|-----|
| 2023  | 0.00 | 1-0 | 5   | 0  | 0  | 0   | 0  | 8.0 | 9 | 0 | 0  | 2  | 7  | 34 | .281  | 1  | 0   |
| TOTAL | 0.00 | 1-0 | 5   | 0  | 0  | 0   | 0  | 8.0 | 9 | 0 | 0  | 2  | 7  | 34 | .281  | 1  | 0   |