



MISSISSIPPI STATE BASEBALL

2021 NATIONAL CHAMPIONS

133 Seasons | 39 NCAA Tournament Appearances | 12 College World Series Appearances | 19 MLB First Round Draft Picks

2023 SCHEDULE & RESULTS

February		(6-3)	
	TV	TIME	
17	VMI	SECN+	W, 11-2
18	VMI	SECN+	L, 14-13
19	VMI	SECN+	W, 9-3
21	ULM	SECN+	L, 11-5
22	ULM	SECN+	W, 14-3
24	ARIZONA STATE	SECN+	L, 13-4
25	ARIZONA STATE	SECN+	W, 5-1
26	ARIZONA STATE	SECN+	W, 16-3
28	vs. Southern Miss (1)	SECN+	W, 10-9

March		(9-8)	
3	vs. Ohio State (3)	D1Baseball	L, 8-3
4	vs. Oklahoma (3)	D1Baseball	L, 15-9
5	vs. California (3)	D1Baseball	W, 8-4
7	VALPARAISO	SECN+	W, 12-2 (7)
10	LIPSCOMB	SECN+	W, 8-2
11	LIPSCOMB	SECN+	W, 4-3
11	LIPSCOMB	SECN+	W, 12-4
14	vs. Nicholls State (2)	SECN+	W, 12-4
15	vs. Louisiana (2)	SECN+	W, 4-2
17	at Kentucky *	SECN+	L, 6-5
18	at Kentucky *	SECN+	L, 12-3
19	at Kentucky *	SEC Network	L, 17-3 (7)
21	ARKANSAS STATE	SECN+	W, 16-2
24	VANDERBILT *	SECN+	L, 26-3 (7)
25	VANDERBILT *	SECN+	L, 18-5
26	VANDERBILT *	SECN+	L, 11-7
28	SAMFORD	SECN+	W, 9-4
30	SOUTH CAROLINA *	SEC Network	6 p.m.
31	SOUTH CAROLINA *	SECN+	6 p.m.

April		(0-0)	
1	SOUTH CAROLINA *	SECN+	2 p.m.
4	GRAMBLING	SECN+	6 p.m.
6	at Alabama *	SECN+	6 p.m.
7	at Alabama *	ESPNU	6 p.m.
8	at Alabama *	SECN+	5 p.m.
11	at UAB	ESPN+	6 p.m.
14	OLE MISS *	SECN+	6 p.m.
15	OLE MISS *	SEC Network	3 p.m.
16	OLE MISS *	SECN+	1 p.m.
18	SOUTHERN	SECN+	6 p.m.
21	at Auburn *	SECN+	6 p.m.
22	at Auburn *	SECN+	2 p.m.
23	at Auburn *	SECN+	1 p.m.
25	vs. Ole Miss (1)	--	6 p.m.
27	at Tennessee *	SEC Network	6 p.m.
28	at Tennessee *	SECN+	5:30 p.m.
29	at Tennessee *	ESPNU	1 p.m.

May		(0-0)	
5	ARKANSAS *	SECN+	6 p.m.
6	ARKANSAS *	ESPNU	6:30 p.m.
7	ARKANSAS *	SECN+	1 p.m.
9	MEMPHIS	SECN+	6 p.m.
12	at LSU *	SEC Network	7:30 p.m.
13	at LSU *	SECN+	6 p.m.
14	at LSU *	SECN+	1 p.m.
16	NORTH ALABAMA	SECN+	6 p.m.
18	TEXAS A&M *	SECN+	6 p.m.
19	TEXAS A&M *	SECN+	6 p.m.
20	TEXAS A&M *	SECN+	2 p.m.

All times central and subject to change

HOME GAMES IN BOLD CAPS | * - Southeastern Conference game

(1) - Trustmark Park; Pearl, Miss. | (2) - MGM Park; Biloxi, Miss. | (3) - Riders Field; Frisco, Texas

Baseball Contact: Travis Rae | Email: TRae@athletics.msstate.edu | Twitter: @HailStateBB



Mississippi State

Record (SEC):	15-11 (0-6)
H/A/N:	11-6 / 0-3 / 4-2
Streak:	W1
Rankings:	Baseball America - NR, CBN - NR D1Baseball - NR, NCBWA - NR Perfect Game - NR, USA Today - NR
Head Coach:	Chris Lemonis
Record at MSU (Yrs.):	156-78 (5th)
Career Record (Yrs.):	296-169-2 (9th)
First Year of Baseball:	1885
Program Record:	2,796-1,639-29 (.630)

MARCH 30-APRIL 1, 2023

Mississippi State vs. South Carolina
Dudy Noble Field || Starkville, Miss.

Thursday: 6:00 p.m. CT

Friday: 6:00 p.m. CT

Saturday: 2:00 p.m. CT



South Carolina

Record (SoCon):	24-2 (6-0)
H/A/N:	18-0 / 5-2 / 1-0
Streak:	W4
Rankings:	Baseball America - 10, CBN - 2 D1Baseball - 9, NCBWA - 7 Perfect Game - 10, USA Today - 8
Head Coach:	Mark Kingston
Record at SC (Yrs.):	162-111 (6th)
Career Record (Yrs.):	435-291-1 (14th)
First Year of Baseball:	1892
Program Record:	2,730-1,644-17 (.624)

GAMEDAY INFORMATION

Mississippi State vs. South Carolina

Dudy Noble Field at Polk-Dement Stadium (Starkville, Miss.)

	Thursday	Friday	Saturday
First Pitch:	6:02 p.m. CT	6:02 p.m. CT	2:02 p.m. CT
TV:	SEC Network	--	--
Internet Stream:	SECN+	SECN+	SECN+
Radio:	MSU Radio Network (96.1 FM locally)	MSU Radio Network (96.1 FM locally)	MSU Radio Network (96.1 FM locally)
Audio Stream:	HailState.com/Listen	HailState.com/Listen	HailState.com/Listen

DAWG BITES

- The Dawgs are looking at becoming just the third school in SEC history to win 1,000 Southeastern Conference contests. The only schools to accomplish this feat are Florida and LSU. Mississippi State has 988 SEC wins in program history.
- GOOD EYE: The Diamond Dawgs are finding ways to reach base this season, including drawing walks. The Bulldogs have drawn 169 base on balls this season, the fourth most in the NCAA. Seven different players have drawn ten or more walks this season. Colton Ledbetter leads the team with 29 walks this season. Luke Hancock follows with 28 walks, while Lane Forsythe is third with 22. Ledbetter ranks 3rd in the nation in walks and first in the SEC. He is five walks behind the nation's leader, Bryce Madron of Oklahoma.
- The Dawgs have been stealing bases this season and have the second most stolen bases in the SEC with 43. Amani Larry and Colton Ledbetter have 13 stolen bases to lead the team. The Dawgs stole a season-high seven bases against Samford. The single game record for stolen bases in a contest is ten, which was set for March 14, 2017 against Arkansas-Pine Bluff.
- Ross Highfill exploded in game three against Lipscomb. He drove three home runs out of the field, becoming the first Bulldog to do such since Brent Rooker did on April 8, 2017.
- The Diamond Dawgs have been racking up strikeouts this season. Over the 26 games the Dawgs have played, they have tallied 277 Ks. The 277 punchouts are the seventh most in the NCAA this season. The staff ranks 15th in the country in strikeouts per nine innings, averaging 11.0.
- Mississippi State is great at turning out major league talent, with 66 Diamond Dawgs reaching the highest level of the sport, but it is also great at keeping student-athletes on campus. The Dawgs returned one player, KC Hunt, who was drafted in the 12th round by the Pittsburgh Pirates in 2022. The Dawgs will have seven on Opening Day MLB rosters.
- Mississippi State has the BEST fans in collegiate baseball, which showed during the season's first two weeks. The Dawgs averaged the most fans on opening weekend and led the nation drawing 11,127 per game. The Dawgs are averaging 10,761 per game, the most in the NCAA.
- The Bulldog's captain, Luke Hancock, was named to the 2023 Buster Posey Award Watch List. This award goes to the best catcher in collegiate baseball.



PROGRAM QUICK FACTS

School Information

Location	Starkville, Mississippi
Founded	1878
Enrollment	23,086
President	Dr. Mark E. Keenum
Faculty Representative	Dr. Brent Fountain
Director of Athletics	Zac Selmon
Twitter	@ZacSelmon
Affiliation	NCAA Division I
Conference	Southeastern - Western Division
Nickname	Bulldogs
Colors	Maroon and White

Stadium

Name	Dudy Noble Field, Polk-DeMent Stadium
Capacity	15,000+
Field Dimensions	Left-330, Left Center-385, Center-400, Right Center-380, Right-305

2022 Team Information

Overall Record (SEC)	26-30 (9-21)
Home / Away / Neutral	18-14 / 7-12 / 1-4
Postseason	--
Lettermen Returning/Lost	14/19
Position Starters Returning/Lost	5/4
Pitchers Returning/Lost	7/11
Newcomers	27 (14 Freshmen, 13 Transfers)

Program Information

First Year of Baseball	1885 (133rd season)
First Year in SEC	1933 (Charter Member)
All-Time Record (Win %)	2,796-1,639-29 (.630)
All-Time SEC Record (Win %)	988-853-3 (.537)
SEC Championships (Last)	11 (2016)
SEC Tournament Championships (Last)	7 (2012)
NCAA Tournaments (Last)	39 (2021)
NCAA Super Regionals (Last)	10 (2021)
College World Series (Last)	12 (2021)
National Championship (Last)	1 (2021)

MEDIA INFORMATION

BASEBALL MEDIA PORTAL

Mississippi State has created an online portal for media members covering the Bulldogs' baseball program. To access the portal, visit hailst.at/BBMedia.

The Baseball Press Box Page of HailState.com will include links to media guides, quick facts, game notes, box scores, recaps, pool photography and team and staff headshots.

PRESS BOX SERVICES

A complete NCAA box score and pertinent game facts are available to members of the working media following each game. Seats will be assigned, and masks covering the nose and mouth may be required, consistent with current university policy. A pregame meal is served in the press box approximately one hour prior to each game.

The press box is equipped with high-speed internet and telephone access. It is also set up to accommodate television and team radio/video personnel.

RADIO BROADCASTS

Dudy Noble Field houses radio lines to support home and visitor radio broadcasts. For more information on the phone lines, please contact Travis Rae in the Communications office.

POSTGAME INTERVIEWS

Requested MSU players, along with head coach Chris Lemonis, will be available for a postgame media session in the Omaha Room approximately 20 minutes after home games. The Mississippi State locker room and team spaces are closed to the media.

MSU PLAYER/COACH AVAILABILITY

Players and coaches will be made available to the media upon request. Those wishing to set up an interview must contact Travis Rae via phone or email at least 48 hours prior to the desired interview time. On gameday, players and coaches are only available postgame.

In most cases, players will be available for a brief time before or after practices which are typically scheduled on weekday afternoons.

Media members are NOT permitted to contact student-athletes on their own at any time. This includes phone, email, text or through social media platforms. Student-athletes' contact information will not be given out.

PHOTOGRAPHERS / VIDEOGRAPHERS

A limited number of photographers and videographers will be permitted to shoot in the photo wells at each end of home and visiting dugouts. Those wishing to shoot a game must request access at least 24 hours before the game.

To access the SEC's media FTP, contact licensing@xosdigital.com.

CONTACT INFORMATION:

TRAVIS RAE Baseball

Office	(715) 205-0324
Email	TRAe@athletics.msstate.edu
Twitter	@TravisRae





2023 ROSTER

NUMERICAL

#	Name	Pos.	B/T	Ht.	Wt.	CL./Exp.	Hometown/High School (Previous School)
2	KC Hunt	RHP	L/R	6-3	200	Sr./Jr.	Wyckoff, N.J./Ramapo
3	David Mershon	INF	S/R	5-8	165	Fr./Fr.	Taylor, S.C./Eastside
4	Aaron Nixon	RHP	R/R	6-0	210	Jr./Jr.	McAllen, Texas/McAllen (Texas)
5	Aaron Downs	INF/OF	R/R	6-0	210	So./So.	Pella, Iowa/Heritage Academy
6	Logan Forsythe	RHP	R/R	6-0	190	Fr./Fr.	D'Iberville, Miss./D'Iberville
7	Connor Hujak	INF/OF	R/R	6-2	200	Jr./Jr.	Goffstown, N.H./Goffstown (VCU)
8	Amani Larry	INF	R/R	5-11	190	Jr./Jr.	Bossier City, La./Parkway (East Central CC/New Orleans)
9	Pico Kohn	LHP	L/L	6-4	200	So./So.	Verbena, Ala./Chilton County
10	Colton Ledbetter	OF	L/R	6-2	205	Jr./Jr.	Hoover, Ala./Spain Park (Samford)
11	Kellum Clark	OF	L/R	6-4	205	Jr./Jr.	Brandon, Miss./Brandon
12	Evan Siary	RHP	R/R	6-1	190	Fr./Fr.	Columbus, Miss./Starkville Academy
13	Nate Chester	INF	R/R	6-2	190	So./So.	Kansas City, Mo./Liberty North (John A. Logan CC)
14	Will Gibbs	RHP	R/R	6-0	180	Fr./Fr.	Flowood, Miss./Jackson Prep
15	Cade Smith	RHP	L/R	6-2	190	Jr./Jr.	Southaven, Miss./DeSoto Central
16	Cole Cheatham	LHP	L/L	6-3	185	So./So.	Ardmore, Ala./Ardmore
17	Stone Simmons	RHP	R/R	6-4	235	Sr./Jr.	Houston, Texas/The Kinkaid School (Furman)
19	Max Miller	LHP	L/L	6-1	205	Fr./Fr.	Vance, Miss./Vance
20	Luke Hancock	C/INF	L/R	5-11	195	Gr./Sr.	Houston, Miss./Houston
21	Colby Holcombe	RHP	R/R	6-6	250	So./So.	Florence, Ala./Central (Northeast Mississippi CC)
22	Ross Highfill	C	R/R	6-0	200	Fr./Fr.	Madison, Miss./Madison Central
24	State Alford	INF	R/R	6-3	220	So./So.	Madison, Ala./Bob Jones
25	Nate Dohm	RHP	R/R	6-4	210	So./So.	Zionsville, Ind./Zionsville (Ball State)
26	Tyson Hardin	RHP	R/R	6-2	185	So./So.	Dover, Fla./Strawberry Crest (Daytona State College)
27	Wil Hoyle	INF	S/R	5-10	170	Gr./Sr.	Durham, N.C./Jordan (Duke)
28	Bryce Hubbard	C	L/R	5-11	210	Fr./Fr.	Norcross, Ga./Wesleyan
29	Nate Williams	RHP	R/R	6-3	230	So./So.	Acworth, Ga./North Cobb (Florence Darlington CC)
30	Bradley Loftin	LHP	L/L	6-3	197	Fr./Fr.	Southaven, Miss./DeSoto Central
32	Parker Stinnett	RHP	R/R	6-2	190	Sr./Jr.	Oxford, Miss./Oxford (Northwest Mississippi CC)
33	Von Seibert	INF/OF	L/L	6-4	245	Sr./Jr.	Daphne, Ala./Daphne (Pearl River CC)
36	Landon Gartman	RHP	R/R	6-0	215	Sr./Jr.	Bogue Chitto, Miss./Enterprise (Pearl River CC/Memphis)
37	Hollis Porter	INF/OF	L/R	6-4	220	Fr./Fr.	Hurley, Miss./East Central
38	Bryce Chance	OF	R/R	5-10	180	So./Fr.	Ridgeland, Miss./Madison-Ridgeland Academy
39	Graham Yntema	LHP	L/L	6-4	230	So./So.	Lilburn, Ga./Parkview (Lawson State)
40	Ryan Williams	C	S/R	6-2	170	Fr./Fr.	Cypress, Texas/Bridgeland
42	Dakota Jordan	OF	R/R	6-0	220	Fr./Fr.	Canton, Miss./Jackson Academy
43	Lane Forsythe	INF	R/R	5-11	175	Jr./Jr.	Humboldt, Tenn./Trinity Christian Academy
44	Hunter Hines	INF/OF	L/R	6-3	209	So./So.	Madison, Miss./Madison Central
45	Tyler Davis	LHP	L/L	6-2	210	Jr./Jr.	Newport News, Va./Menchville (VCU)
48	Brooks Auger	RHP	R/R	6-5	205	Jr./Jr.	Farmerville, La./Cedar Creek (Hinds CC)
50	Jurrangelo Cijntje	BHP	S/S	5-11	170	Fr./Fr.	Pembroke Pines, Fla./Chapman Catholic
55	Brock Tapper	LHP	L/L	6-1	185	Fr./Fr.	Nesbit, Miss./DeSoto Central

COACHING / SUPPORT STAFF

Chris Lemonis - Head Coach (Fifth Season at Mississippi State, Eighth Overall; The Citadel, 1992)

Jake Gautreau - Assistant Coach (Sixth Season; Tulane, 2011)

Scott Foxhall - Assistant Coach (Fifth Season; College of Charleston, 2004)

Kyle Cheesebrough - Volunteer Assistant Coach (Fifth Season; Louisville, 2010)

Roger Rodeheaver - Director of Operations (Fifth Season; Indiana, 2010)

Blake Loper - Coordinator of Operations (Second Season; Mississippi State, 2020)

Bobby Austin - Coordinator of Player Development (Third Season; NC State, 2019)

Scott Shipman - Strength and Conditioning Coach (First Season; Augusta University, 2013)

Jason Wire - Associate Athletic Trainer (13th Season; St. Cloud State, 2006)

ROSTER BREAKDOWN

BY POSITION

RHP - 14 (Auger, Dohm, Lo. Forsythe, Gartman, Gibbs, Hardin, Holcombe, Hunt, Nixon, Siary, Simmons, Smith, Stinnett, N. Williams)

LHP - 7 (Cheatham, Davis, Kohn, Loftin, Miller, Tapper, Yntema)

INF - 6 (Alford, Chester, La. Forsythe, Hoyle, Larry, Mershon)

OF - 4 (Chance, Clark, Jordan, Ledbetter)

C - 3 (Highfill, Hubbard, R. Williams)

C/INF - 1 (Hancock)

BHP - 1 (Cijntje)

BY CLASS

FRESHMEN - 13 (Cijntje, Lo. Forsythe, Gibbs, Highfill, Hubbard, Jordan, Loftin, Mershon, Miller, Porter, Siary, Tapper, R. Williams)

SOPHOMORES - 12 (Alford, Chance, Cheatham, Chester, Dohm, Downs, Hardin, Hines, Holcombe, Kohn, N. Williams, Yntema)

JUNIORS - 9 (Auger, Clark, Davis, La. Forsythe, Hujak, Larry, Ledbetter, Nixon, Smith)

SENIORS - 5 (Gartman, Hunt, Seibert, Simmons, Stinnett)

GRADUATES - 2 (Hancock, Hoyle)

BY EXPERIENCE

FRESHMEN - 14 (Chance, Cijntje, Lo. Forsythe, Gibbs, Highfill, Hubbard, Jordan, Loftin, Mershon, Miller, Porter, Siary, Tapper, R. Williams)

JUNIORS - 14 (Auger, Clark, Davis, La. Forsythe, Gartman, Hujak, Hunt, Larry, Ledbetter, Nixon, Seibert, Simmons, Smith, Stinnett)

SOPHOMORES - 11 (Alford, Cheatham, Chester, Dohm, Downs, Hardin, Hines, Holcombe, Kohn, N. Williams, Yntema)

SENIORS - 2 (Hancock, Hoyle)

BY STATE

MISS. - 16 (Chance, Clark, Lo. Forsythe, Gartman, Gibbs, Hancock, Highfill, Hines, Jordan, Loftin, Miller, Porter, Siary, Smith, Stinnett, Tapper)

ALA. - 6 (Alford, Cheatham, Holcombe, Kohn, Ledbetter, Seibert)

GA. - 3 (Hubbard, N. Williams, Yntema)

TEXAS - 3 (Nixon, Simmons, R. Williams)

FLA. - 2 (Cijntje, Hardin)

LA. - 2 (Auger, Larry)

IND. - 1 (Dohm)

IOWA - 1 (Downs)

MO. - 1 (Chester)

NEW HAMPSHIRE - 1 (Hujak)

NEW JERSEY - 1 (Hunt)

N. CAROLINA - 1 (Hoyle)

S. CAROLINA - 1 (Mershon)

TENNESSEE - 1 (La. Forsythe)

VIRGINIA - 1 (Davis)

PRONUNCIATION GUIDE

Jurrangelo **Cijntje** SAIN-ja

Nate **Dohm** Dome

Jake **Gautreau** Go-TRO (long o)

Connor **Hujak** hi-Zack

Pico **Kohn** Konn

Chris **Lemonis** Luh-MOE-niss

Evan **Siary** Sea-air-EE

Von **Seibert** SEE-burt

Graham **Yntema** Ein-tuh-muh



HEAD COACH CHRIS LEMONIS

Since arriving in Starkville, Chris Lemonis has guided the Bulldogs to unparalleled success, including capturing Mississippi State's first national championship in 2021. He is the first Division I head coach to reach the College World Series in his first two full seasons as head coach of a program in the Super Regional era (since 1999).

In four seasons at MSU, Lemonis has compiled a 140-67 record (.676 winning percentage) and taken his program to two College World Series appearances during that span. In each of his two complete seasons at the helm of the Bulldogs, Lemonis has won 50-plus games, posting a 52-15 record in 2019 and a 50-18 mark in 2021. Lemonis notched his 100th win at MSU, doing so in his first 130 games. He is the fastest head coach in program history to reach the 100-win mark.

Lemonis led Mississippi State to its first ever national championship in 2021 and was named the National Coach of the Year by Baseball America following a 50-18 campaign and an impressive 10-3 showing in the NCAA Tournament. He became the fourth person picked as Baseball America's National Coach of the Year as both an assistant and head coach and received a substantial raise and long-term contract extension as a result.

The 18th head coach in the storied history of the program, a journey of nearly 40 years came full circle when he was introduced on June 25, 2018, on Anderson Plaza inside Dudy Noble Field.

Following the 2022 season, Lemonis and the Bulldogs had six players drafted in the MLB Draft, increasing his total to 25 during his time in Starkville. He has extended his streak of having a first-round pick drafted as Landon Sims went early in the 2022 MLB Draft. Not only did the Bulldogs have success in the MLB Draft, but RJ Yeager was named Third Team All-American by the ABCA, NCBWA and Collegiate Baseball Newspapers. Hunter Hines earned Freshman All-American honors by Collegiate Baseball, NCBWA and D1 Baseball.

In 2021, the Bulldogs had five players drafted from their national championship squad, while a total of 19 players have been drafted by Major League Baseball during Lemonis' time in Starkville, including at least one first rounder in each year of his tenure. For the second straight full season, the Mississippi State baseball program saw a pair of student-athletes honored as All-Americans by the American Baseball Coaches Association in Tanner Allen and Landon Sims.

In his first season at the helm of the Diamond Dawgs, Lemonis became the winningest first-year head coach in SEC history and in the process led the 2019 edition to the second-most victories in program history at 52 (54; 1989). The 40 victories over MSU's first 50 games marked the third-most in the first 50 games of a season in program history and set the tone for State's second-straight trip to the College World Series.

Lemonis became one of just three SEC head coaches to advance to the College World Series in their inaugural season in the conference, joining Jake Gibbs (Ole Miss, 1972) and fellow Diamond Dawg skipper Pat McMahon (Mississippi State, 1998).

Four Diamond Dawgs earned All-American honors during Lemonis' first season, while left-handed pitcher Ethan Small was tabbed National Pitcher of the Year (College Baseball Foundation; American Baseball Coaches Association) and right-handed pitcher JT Ginn earned the National Freshman of the Year honor (Collegiate Baseball, Perfect Game). Ginn and Small each earned specialty awards from the SEC, as well, grabbing the conference's Freshman and Pitcher of the Year, respectively.

A school-record-tying 11 Diamond Dawgs heard their names called in the 2019 Major League Baseball First Year Player Draft, including three taken in the first 10 rounds. Small became the 15th Diamond Dawg taken in the first round of the MLB Draft, while SEC career hits leader Jake Mangum (4th; New York Mets) and Colby White (6th; Tampa Bay) each went in the first 10 rounds. The 11 selections were No. 3 nationally in 2019.

Owning a head coaching record of 281-158-2, Lemonis was also a part of nearly 800 wins as an assistant coach and three trips to the College World Series. During his time at Indiana, Lemonis' teams averaged 35.3 wins per season,

including a 40-win campaign during his final season in Bloomington. He averaged 39.2 victories per year during his career in an assistant role (784 wins), bolstered by a 44.9 wins-per-season average at Louisville. The Cardinals were college baseball's winningest program during that eight-year span and made the program's first three trips to Omaha.

Lemonis not only understands what it takes to get to Omaha as a coach but also as a player. A 1992 graduate of The Citadel, Lemonis added a 1990 appearance in the College World Series as a student-athlete. The appearance makes the Bulldogs one of just three schools in Southern Conference history and only current member of the conference to advance to Omaha.

One of the top recruiters and player development coaches in the country, Lemonis has seen success at every coaching stop. After helping his alma mater, The Citadel, to five NCAA Regional appearances in 12 seasons as an assistant coach, Lemonis joined college teammate Dan McDonald's staff at Louisville and quickly turned the Cardinals into an Omaha contender.

After helping Louisville to seven postseason berths in eight years, the 2013 American Baseball Coaches Association/Baseball America Assistant Coach of the Year headed to Indiana to take his first head coaching job with the Hoosier program in 2015.

In each of his head coaching stops, Lemonis has led his team to the NCAA postseason in his first season at the helm. He helped the Hoosiers into the NCAA Tournament field during his initial season in Bloomington, before he guided Mississippi State to the College World Series in 2019 – his first season in Starkville.

Overall, Lemonis enters his 29th season as a collegiate coach in 2023, making two College World Series appearance as a head coach, taking three trips to Omaha as an assistant, earning 17 NCAA tournament berths and aiding in five 50-win seasons. His pupils have earned 35 All-America honors, 18 Freshman All-America laurels and 94 have signed professional baseball contracts, with 18 getting the call up to Major League Baseball.

Widely regarded as one of the elite recruiters and developers of talent in all of college baseball, a total of 100 student-athletes have been selected in the Major League Baseball Draft under Lemonis' watch, with 18 of those reaching the highest level of professional baseball.

Since arriving at Louisville for the 2006-07 academic year, Lemonis has been a part of 14 nationally ranked recruiting classes, including his first three classes at Mississippi State. His initial Diamond Dawgs recruiting class was tabbed as the No. 12 class nationally by Baseball America and Perfect Game, while it earned the No. 9 ranking from Collegiate Baseball Newspaper. In 2019, he and his staff brought in another top-10 ranked class, finishing as high as No. 6 by Baseball America.

Over his first four seasons in Starkville, Lemonis has tutored 20 picks in the MLB First Year Player Draft, including four first rounders and two second rounders. Sixteen of Lemonis' Indiana players were taken in the MLB Draft in his final four years in Bloomington and 14 signed professional contracts. He also recruited and coached nine of the Hoosier's school-record 10 MLB Draft choices in 2019.

Along with the second-most single-season victories (52) during the 2019 season, his team also posted the second-best 20-, 30- and 40-game starts (18-2, 25-5, 32-8) in program history. He joined Pat McMahon as the only two Diamond Dawg dugout bosses to lead the program to the College World Series in their initial campaign and his 52 wins were the most by a first-year SEC head coach in the conference's history.

Lemonis and his wife, the former Jill MacEdowney, have two daughters, Marissa and Mackenzie. The Myrtle Beach, South Carolina native earned his Bachelor of Science in physical education from The Citadel in 1992 and received his Master of Arts in sport management in 1994.

He is also no stranger to Starkville, as he resided on campus as a newborn during his father's time as a student at State. His father, Thomas, was a 1973 Mississippi State graduate with a degree in electrical engineering.

THE LEMONIS FILE

Personal

Hometown:	Myrtle Beach, South Carolina
Wife:	Jill
Children:	Marissa & Mackenzie
College:	The Citadel, 1992

Coaching Career

2019-Present:	Mississippi State Head Coach
2015-18:	Indiana Head Coach
2007-14:	Louisville Assistant Coach
2003-06:	The Citadel Associate Head Coach
1995-2002:	The Citadel Assistant Coach

Lemonis Year-by-Year

As a Head Coach

Yr.	School	Record	Postseason
2015	Indiana	35-24	NCAA Regional
2016	Indiana	32-24	--
2017	Indiana	34-24-2	NCAA Regional
2018	Indiana	40-19	NCAA Regional
2019	Mississippi State	52-15	College World Series
2020	Mississippi State	12-4	**
2021	Mississippi State	50-18	National Champions
2022	Mississippi State	26-30	--
2023	Mississippi State	15-11	--
Totals	9th season	296-169-2	

2021 National Champions

Five NCAA Regionals

Two NCAA Super Regionals

Two NCAA College World Series

** No postseason due to COVID-19

As an Assistant Coach

1995	The Citadel	39-21	NCAA Regional
1996	The Citadel	33-26	--
1997	The Citadel	37-21	--
1998	The Citadel	37-24	NCAA Regional
1999	The Citadel	41-20	NCAA Regional
2000	The Citadel	39-20	--
2001	The Citadel	38-24	NCAA Regional
2002	The Citadel	31-26	--
2003	The Citadel	32-25	--
2004	The Citadel	39-28	NCAA Regional
2005	The Citadel	25-34	--
2006	The Citadel	34-27	--
2007	Louisville	47-24	College World Series
2008	Louisville	41-21	NCAA Regional
2009	Louisville	47-18	NCAA Super Regional
2010	Louisville	50-14	NCAA Regional
2011	Louisville	32-29	--
2012	Louisville	41-22	NCAA Regional
2013	Louisville	51-14	College World Series
2014	Louisville	50-17	College World Series
Totals	20 Seasons	784-455	

12 NCAA Regionals

Four NCAA Super Regionals

Three College World Series



SCORECARD SUMMARIES

2023 statistics listed | Probable starters based on previous games

Pos.	Name	Elg.	B/T	Ht./Wt.	Avg.	R	H	RBI	Notes
C	Luke Hancock	Sr.	L/R	5-11/195	.347	25	26	23	Team Captain; Hit safely in last three games; Collected an RBI in each of the last three games; Hitting .500 over last five games
1B	Hunter Hines	So.	L/R	6-3/210	.310	21	31	29	Had a three-hit night against Samford; Leads team with 10 home runs; Hitting .316 over last five games.
2B	Amani Larry	Jr.	R/R	5-11/190	.302	33	26	19	Leads team with 13 stolen bases; Third in SEC by being hit by 11 pitches
SS	Lane Forsythe	Jr.	R/R	5-10/175	.263	16	20	13	Third on the team with walks drawn with 22; Has an on-base percentage of .434
3B	Connor Hujsak	Jr.	R/R	6-2/200	.286	4	8	8	Made first start of the season at third base Sunday against Vanderbilt; Has a hit in three of the last four games
LF	Bryce Chance	Fr.	R/R	5-10/180	.353	19	30	20	Leads team in batting average; On a five game hitting streak; Has eight multi-hit games this season
CF	Colton Ledbetter	Jr.	L/R	6-2/220	.341	23	31	32	Leads team with 29 base on balls, the third most in the NCAA; On a five game hitting streak; Leads team in RBIs
RF	Kellum Clark	Jr.	L/R	6-4/205	.278	27	25	18	Picked up his eighth multi-hit game of the season against Vanderbilt; Is second on the team with eight home runs
DH	Dakota Jordan	Fr.	R/R	6-0/220	.269	7	14	10	Collected his first multi-hit game as a Dawg on Tuesday night; Has four extra-base hits this season

TEAM STATISTICAL RANKINGS



NCAA Category	Rank	Rank
Batting		
Base on Balls	4	4
Batting Average	65	53
Doubles	64	127
Doubles Per Game	111	191
Hit By Pitch	145	5
Hits	43	34
Home Runs	27	1
Home Runs Per Game	37	1
On Base Percentage	24	7
Runs Scored	28	3
Sacrifice Bunts	101	148
Sacrifice Flies	5	20
Scoring	45	8
Slugging Percentage	40	6
Stolen Bases	37	110
Stolen Bases Per Game	54	143
Triples	239	116
Triples Per Game	276	165

PITCHING PROBABLES

* - Game started



50 | Jurrangelo Cijntje | Fr. | BHP

TBD



25 | Nate Dohm | So. | RHP

Quick Stats

	W-L	ERA	BAA	IP	SO/BB
2023	3-1	4.37	.164	22.2	30/15
Career	3-1	4.37	.164	22.2	30/15

Last Three Appearances

3/24/23	Vanderbilt*	L, 26-3
2.2 IP, 5 H, 8 R, 6 ER, 2 BB, 4 K (L)		
3/17/23	at Kentucky*	L, 6-5
5 IP, 2 H, 4 R, 4 ER, 5 BB, 6 K (ND)		
3/10/23	Lipscomb*	W, 8-2
6.0 IP, 1 H, 1 R, 1 ER, 5 BB, 6 K (W)		

Quick Stats

	W-L	ERA	BAA	IP	SO/BB
2023	0-1	4.96	.222	16.1	17/6
Career	7-6	4.80	.215	64.2	82/32

Last Three Appearances

3/26/23	Vanderbilt*	L, 11-7
5.1 IP, 8 H, 8 R, 7 ER, 3 BB, 3 K (L)		
3/17/23	at Kentucky	L, 6-5
2.2 IP, 2 H, 1 R, 1 ER, 0 BB, 5 K (L)		
3/15/23	vs. Louisiana	W, 4-2
1.1 IP, 1 H, 0 R, 0 ER, 0 BB, 3 K (S)		

Pitching		
Earned Run Average	196	4
Hit Batters	88	286
Hits Allowed Per 9 Inn.	85	8
Shutouts	--	11
Strikeout-to-Walk Ratio	174	4
Strikeouts Per 9 Innings	15	18
WHIP	196	4
Walks Allowed Per 9 Inn.	265	5

Miscellaneous

Double Plays Turned	263	237
Double Plays Per Game	278	260
Fielding Percentage	232	54
Triple Plays	--	--
W-L Percentage	109	1

National statistical rankings listed above will be updated prior to each weekend series and midweek games.

CAREER SITUATIONAL STATISTICS

Runners On Base (H-AB)

Name	'19 & '20	'21	'22	'23	Total	Avg.
Alford, Sltate	--	--	6-16	5-38	11-54	.204
Chance, Bryce	--	--	--	20-48	20-48	.417
Chester, Nate	--	--	--	2-3	2-3	.667
Clark, Kellum	--	12-51	23-87	10-41	45-179	.251
Downs, Aaron	--	--	2-14	2-6	4-20	.200
Forsythe, Lane	--	24-86	16-58	13-43	53-187	.283
Hancock, Luke	12-36	39-121	27-97	14-46	92-300	.307
Highfill, Ross	--	--	--	7-32	7-32	.218
Hines, Hunter	--	--	40-112	19-52	59-164	.359
Hoyle, Wil	--	--	--	1-6	1-6	.166
Hubbard, Bryce	--	--	--	0-1	0-1	.000
Hujsak, Conner	--	--	--	3-14	3-14	.214
Jordan, Dakota	--	--	--	8-34	8-34	.235
Larry, Amani	--	--	--	11-37	11-37	.297
Ledbetter, Colton	--	--	--	23-54	23-54	.426
Mershon, David	--	--	--	2-11	2-11	.181
Seibert, Von	--	--	7-21	1-2	8-23	.347
TOTAL					349-1167	.299

Runners in Scoring Position (H-AB)

Name	'19 & '20	'21	'22	'23	Total	Avg.
Alford, Sltate	--	--	3-11	3-25	6-36	.166
Chance, Bryce	--	--	--	14-30	14-30	.467
Chester, Nate	--	--	--	1-2	1-2	.500
Clark, Kellum	--	6-31	16-56	7-25	29-112	.248
Downs, Aaron	--	--	1-8	1-3	2-11	.181
Forsythe, Lane	--	16-60	10-44	8-21	34-125	.272
Hancock, Luke	10-24	28-87	16-65	7-28	61-204	.299
Highfill, Ross	--	--	--	4-19	4-19	.210
Hines, Hunter	--	--	20-60	9-30	29-90	.322
Hoyle, Wil	--	--	--	1-4	1-4	.250
Hubbard, Bryce	--	--	--	0-1	0-1	.000
Hujsak, Connor	--	--	--	2-10	2-10	.200
Jordan, Dakota	--	--	--	5-22	5-22	.227
Larry, Amani	--	--	--	8-20	8-20	.400
Ledbetter, Colton	--	--	--	17-35	17-35	.486
Mershon, David	--	--	--	1-7	1-7	.143
Seibert, Von	--	--	5-10	0-1	5-11	.455
TOTAL					219-779	.296



MSU RECORD WHEN...

	OVERALL	SEC
Overall	15-11	0-6
vs. Top-5 Teams	0-3	0-3
vs. Top-10 Teams	0-0	0-0
vs. Top-25 Teams	0-0	0-0
Non-Conference	15-5	0-0
SEC	0-6	0-6
SEC East	0-6	0-6
SEC West	0-0	0-0
At Home	11-6	0-4
On the Road	0-3	0-3
At Neutral Sites	4-2	0-0
In Day Games	7-9	0-5
In Night Games	8-2	0-1
vs. Teams .500 Or Better	11-9	0-6
vs. Teams Worse Than .500	4-2	0-0
vs. Left-Handed Starter	6-8	0-4
vs. Right-Handed Starter	9-3	0-2
When Starter Receives Decision	8-8	0-5
When Reliever Receives Decision	7-3	0-1
When Starter Goes 5+ Innings	8-3	0-3
When Starter Goes <5 Innings	7-8	0-3
When Scoring First	6-3	0-3
When Opponent Scores First	9-8	0-3
When Leading After 6 Innings	13-2	0-1
When Trailing After 6 Innings	1-9	0-5
When Tied After 6 Innings	1-0	0-0
When Leading After 8 Innings	13-0	0-0
When Trailing After 8 Innings	0-8	0-3
When Tied After 8 Innings	1-1	0-1
In One-Run Games	2-2	0-1
In Two-Run Games	1-0	0-0
In 5+ Run Games	10-8	0-4
Weekend Series W-L-T	3-2	0-2
Series Sweeps/Times Swept	1/2	0/2
When Scoring 0-2 Runs	0-0	0-0
When Scoring 3-5 Runs	3-8	0-5
When Scoring 6-9 Runs	4-2	0-1
When Scoring 10+ Runs	8-1	0-0
Shutouts/Times Shut Out	0/0	0/0
In Extra Innings	0-1	0-1
When Opponent Scores 4 Runs Or Less	14-0	0-0
When Opponent Scores 5 Runs Or More	1-11	0-6
When Out-Hitting Opponent	14-2	0-1
When Out-Hit by Opponent	1-9	0-5
When Hits Are Equal	0-0	0-0
When Hitting A Home Run	12-8	0-5
When Opponent Hits A Home Run	4-9	0-5
When Errorless	6-1	0-1
When Committing One Error	3-5	0-3
When Committing 2+ Errors	6-5	0-2
When Opponent is Errorless	4-4	0-3
When Opponent Commits One Error	5-1	0-1
When Opponent Commits 2+ Errors	6-6	0-2
Game 1 of Weekend	2-4	0-2
Game 2 of Weekend	2-4	0-2
Game 3 of Weekend	4-2	0-2
Monday	0-0	0-0
Tuesday	5-1	0-0
Wednesday	2-0	0-0
Thursday	0-0	0-0
Friday	2-4	0-2
Saturday	3-4	0-2
Sunday	3-2	0-2

GOOD EYE

- The Diamond Dawgs are finding ways to reach base this season, including drawing walks. The Bulldogs have drawn 169 base on balls this season, the fourth most in the NCAA.
- Seven different players have drawn ten or more walks this season.
- Colton Ledbetter leads the team with 29 walks this season. Luke Hancock follows with 28 walks, while Lane Forsythe is third with 22. Ledbetter ranks 3rd in the nation in walks and first in the SEC. He is five walks behind the nation's leader, Bryce Madron of Oklahoma.
- Hancock is second in the SEC and fourth in the nation with 28.
- As a team, the Dawgs have 15 players who have drawn a walk.
- This season, MSU has five games with 10 or more walks. The Dawgs drew a season-high 12 walks against Valparaiso.
- Dakota Jordan, Ledbetter and Forsythe have drawn three walks in games this season, the most by a single player on the team.
- The most walks in a single season for the Dawgs was set in 1989 when Jody Hurst drew 69.

SEEING DOUBLE

- Over the first 26 games of the season, the Diamond Dawgs have racked up 50 doubles.
- They are averaging 1.9 doubles per game.
- Over the five years under Coach Lemonis, the Dawgs have had two seasons with over 100 doubles.
- The 2019 team, set the school record with doubles with 166.
- The 50 doubles this season is the sixth most in the SEC, but only nine doubles separate the Dawgs and the SEC leaders in doubles.
- The Dawgs have hit a double in 21 of the 26 games this season, including a season-high six against VMI during opening weekend.
- Luke Hancock leads the team with eight doubles on the season, while Hunter Hines follows with seven.
- Twelve different players have collected a double on the season, with five players having five or more.

SHOWING OFF THE POWER

- Since March 4, the Dawgs have been showing off their power. Over this span, MSU has hit 25 homers over the 16 games.
- They have hit 40 home runs this year, including a four homer game against Lipscomb to close out the series.
- The 40 home runs this season are the 27th most in the NCAA.
- The Dawgs have hit a home run in 20 of 26 games this season, including hitting a homer in each of the last two games and six of the last seven.
- Eleven different players have hit a homer this season.
- Hunter Hines leads the team with ten bombs, while Kellum Clark follows with eight.
- Hunter Hines had two games this season were he hit two home runs. He had a multi-homer game against Nicholls and another at Kentucky.
- Against Lipscomb, freshman Ross Highfill hit three homers for the Dawgs. He is the first player since Brent Rooper did this on April 8, 2017 against Kentucky.
- Clark closed out the first game of the double-

header with a walk off home run, the first for the Dawgs during the 2023 season. This was also the first walk off homer since March 25, 2022 when RJ Yeager walked off Alabama.

RACKING UP THE STRIKEOUTS

- The Diamond Dawgs have been racking up strikeouts this season. Over the 26 games the Dawgs have played, they have tallied 277 Ks.
- The 277 punchouts are the seventh most in the NCAA this season.
- The staff ranks 15th in the country in strikeouts per nine innings, averaging 11.0.
- Six pitchers have 20 or more punchouts this season, Bradley Loftin (39), Landon Gartman (35), Jurrangelo Cijntje (30), Nate Dohm (26), KC Hunt (20) and Graham Yntema (20).
- Every pitcher who has thrown for the Dawgs this season has tallied at least one strikeout.
- The Dawgs pitching staff has tallied 10 or more strikeouts in 17 games this season.
- The Dawgs are averaging 8.2 strikeouts in SEC games this season and are averaging 9.1 strikeouts per nine innings.
- The program record for most strikeouts in a season is set at 817, by the 2021 team. For fifth most strikeouts in a season is 592, which was set last year.

CHASING 1,000 SEC WINS

- The Dawgs are looking at becoming just the third school in SEC history to win 1,000 Southeastern Conference contests. The only schools to accomplish this feat are Florida and LSU.
- Mississippi State has 988 SEC wins in program history as they host Vanderbilt in SEC play this weekend.

JORDAN SHINES AGAINST SAMFORD

- Dakota Jordan had himself a game against Samford on Tuesday night. He was 3-for-4 at the plate with two doubles.
- This was his first multi-hit game as a Dawg.
- Three of his four hits on Tuesday night went for extra bases.
- Over his freshman season, Jordan has hit safely in 12 games. He had a season-long five games hitting streak over the Dawgs first five games of the season.

FREE SHIRTS!

- Since his arrival at MSU, head coach Chris Lemonis has handed out a shirt to signify the top performance of each victory. Each shirt is numbered by victory and here is who they've went to:

Game Student-Athlete, Position (# in 2023)

1	VMI	Amani Larry, IF (1)
2	VMI	Landon Gartman, RHP (1)
3	ULM	Jurrangelo Cijntje, RHP (1)
4	Arizona State	Graham Yntema, LHP (1)
5	Arizona State	Colton Ledbetter, OF (1)
6	Southern Miss	Nate Dohm, RHP (1)
7	Cal	Nate Dohm, RHP (2)
8	Valparaiso	Bradley Loftin, LHP (1)
9	Lipscomb	Jurrangelo Cijntje, RHP (2)
10	Lipscomb	Kellum Clark, OF (1)
11	Lipscomb	Ross Highfill, C (1)
12	Nicholls	Hunter Hines, IF (1)
13	Louisiana	Colby Holcombe, RHP (1)
14	Arkansas State	Bradley Loftin, LHP (2)
15	Samford	Dakota Jordan, OF (1)



CHASING 300

- Head Coach Chris Lemonis is closing in on 300 wins as a head coach.
- Lemonis currently has 296 wins as a head coach. He has been a head coach at Indiana and here.

BEST FANS IN THE LAND

- Mississippi State has the **BEST** fans in collegiate baseball, which showed during the 2023 season. The Dawgs averaged the most fans on opening weekend and led the nation drawing 11,127 per game.
- The Dawgs are averaging 10,761 per game, the most in the NCAA.
- The SEC holds the top five spots for average attendance this season.
- On Feb. 25 against Arizona State, the Dawgs drew the 7th largest crowd in NCAA history for an on-campus facility. The Dawgs and Sun Devils drew 14,320.
- The Dawgs hold the top 11 marks in NCAA history for NCAA on-campus facilities. Dudy Noble Field holds 22 of the 25 largest crowds in NCAA history.
- After drawing over 30,000 fans on opening weekend, MSU drew over 34,000 for the three-game set against Arizona State. Against the Sun Devils, the Dawgs drew more than 11,000 for each game.
- The Dawgs have welcomed over 30,000 fans into Dudy Noble Field for each weekend series.

BIG LEAGUE TALENT

- Mississippi State is great at turning out major league talent, with 66 Diamond Dawgs reaching the highest level of the sport, but it is also great at keeping student-athletes on campus.
- The Dawgs returned one player, KC Hunt, who was drafted in the 12th round by the Pittsburgh Pirates in 2022.
- The 2022 MLB Draft saw three Diamond Dawgs Landon Sims get drafted in the competitive balance round of the draft. He is the 19th member of the MSU baseball team to get drafted in the first round.
- The Dawgs had six players drafted in the 2022 draft with Sims being the first player picked. Logan Tanner was drafted in the second round of the draft by the Cincinnati Reds and is the highest drafted catcher in program history.
- Preston Johnson (Round 7; Baltimore), KC Hunt (Round 12; Pittsburgh), Jackson Fristoe (Round 12; New York (AL)) and Kamren James (Round 16; Tampa Bay) were all drafted.
- Over the last two drafts (2021-22) the Dawgs have seen 11 players get drafted. In 2021, Will Bednar was drafted 14th overall by the San Francisco Giants.

UNI WATCH

- The old age states, "look good, feel good." And, when you feel good you usually preform well. Below is a list of how MSU fared in each of its uniforms over this season:

Uniform	2023
Black Script State	3-2
White Script State	2-2
Maroon '85s	2-4
White '85s	3-1
Cream Script State	0-0

White Pinstripes	5-1
Grey Script State	0-1
Grey Pinstripes	0-0

DAWGS STEALING BASES

- The Dawgs have been stealing bases this season and have the second most stolen bases in the SEC with 43.
- Amani Larry and Colton Ledbetter have 13 stolen bases to lead the team.
- The Dawgs stole a season-high seven bases against Samford. The single game record for stolen bases in a contest is ten, which was set for March 14, 2017 against Arkansas-Pine Bluff.
- Eight different players have stolen a base this season.
- The Dawgs are one stolen bases behind the total stolen bases from the 2022 season. Last season Kamren James led the team with 14 stolen bases.

THE DUDE EFFECT

- It's been written about. It's been Tweeted about. It's been talked about. It's what has become known as The Dude Effect. If anyone had forgotten or doubted that the best home-field advantage in all of college baseball is inside the confines of Mississippi State's Dudy Noble Field. Opponents don't simply have to defeat the Diamond Dawgs. Visitors have to conquer the cowbell-crazed home crowd as well.
- Winning at home has been challenging for opponents when coming to The Dude. Since 1967, the Diamond Dawgs have had a 72.9 winning percentage when playing at home.
- Fans come and fill the stadium as 95 games have had crowds of 10,000 fans. Ten of those games came during the 2022 season.
- The Dude holds the NCAA On-Campus Attendance Record as it saw 15,586 fans in the stadium when the Diamond Dawgs took on Ole Miss on April 12, 2014.
- The Diamond Dawgs have won 1,243 games at the Dude.
- Under Head Coach Chris Lemonis, the Dawgs are 105-36 (74.2%) at Dudy Noble Field.
- Coach Lemonis has guided the Dawgs to two seasons of 30 or more wins.

OMADAWGS

- Did you know that the Diamond Dawgs are one of three programs in NCAA History and the only Southeastern Conference program to play in the NCAA Men's College World Series in six-straight decades.
- The Dawgs join Texas and Florida State as the only teams that have been to an MCWS for six decades.
- Mississippi State has advanced to Omaha 12 times in program history, with three appearances coming since 2018.
- The Omadawgs have one national championship (2021), a runner-up finish, and two third-place finishes in program history.
- The Dawgs have advanced to the MCWS in the 1970s, 1980s, 1990s, 2000s, 2010s, and 2020s. MSU went to the MCWS in 1971, 1979, 1981, 1985, 1990, 1997, 1998, 2007, 2013, 2018, 2019, and 2021.

MISC. HITTING STATS

2023 MULTI-HIT GAMES

PLAYER	2	3	4	5+	TOTAL
Hunter Hines	6	4	-	-	10
Luke Hancock	8	1	-	-	9
Kellum Clark	7	1	-	-	8
Bryce Chance	5	3	-	-	8
Amani Larry	6	1	1	-	8
Colton Ledbetter	3	2	1	-	6
Lane Forsythe	4	-	-	-	4
State Alford	3	1	-	-	4
Ross Highfill	1	2	-	-	3
David Mershon	2	-	-	-	2
Connor Hujak	1	-	-	-	1
Dakota Jordan	-	1	-	-	1
TOTAL	46	16	2	-	64

2023 MULTI-RBI GAMES

PLAYER	2	3	4	5+	TOTAL
Colton Ledbetter	3	1	3	1	8
Hunter Hines	2	3	2	-	7
Bryce Chance	4	1	1	-	6
Luke Hancock	3	1	1	-	5
Kellum Clark	4	1	-	-	5
Ross Highfill	3	-	1	-	4
Lane Forsythe	4	-	-	-	4
Dakota Jordan	3	1	-	-	4
Amani Larry	1	-	2	-	3
State Alford	2	-	-	-	2
Connor Hujak	-	1	-	-	1
TOTAL	29	9	10	1	49

HITTING STREAKS

PLAYER	SEASON	CURRENT	CAREER
Hunter Hines	7	1	12
Colton Ledbetter	5	5	10*
Luke Hancock	4	3	9
Connor Hujak	2	2	8*
Wil Hoyle	1	--	7*
Lane Forsythe	7	--	7
Kellum Clark	5	--	9
Bryce Chance	5	5	5
Dakota Jordan	5	1	5
Amani Larry	3	--	3
Aaron Downs	2	--	2
State Alford	3	1	3
Von Seibert	1	1	2
Ross Highfill	6	1	6
Nate Chester	2	--	2
David Mershon	2	2	2

* - indicates streaks from previous school



STATE TO THE SHOW

Diamond Dawgs Playing in Major League Baseball

Name (Yrs. at MSU)	Pos.	Organization
Adam Frazier (2011-13)	IF	Baltimore Orioles
Kendall Graveman (2010-13)	RHP	Chicago White Sox
Nathaniel Lowe (2016)	IF	Texas Rangers
Hunter Renfro (2011-13)	OF	Los Angeles Angels
Brent Rooker (2014-17)	OF	Oakland Athletics
Chris Stratton (2010-12)	RHP	St. Louis Cardinals
Brandon Woodruff (2012-14)	RHP	Milwaukee Brewers

Diamond Dawgs in Minor League Baseball

Name (Yrs. at MSU)	Pos.	Organization (Level)
Tanner Allen (2018-21)	OF	Miami Marlins (A)
Trystyn Barlow (2017-19)	LHP	Colorado Rockies (A)
Will Bednar (2020-21)	RHP	San Francisco Giants (A)
Eric Cerantola (2019-21)	RHP	Kansas City Royals (A)
Gavin Collins (2014-16)	IF	Tampa Bay Rays (AAA)
Brad Cumbest (2019-22)	OF	Colorado Rockies (R+)
Justin Foscue (2018-20)	IF	Texas Rangers (AA)
J.P. France (2018)	RHP	Houston Astros (AAA)
Jackson Fristoe (2021-22)	RHP	New York Yankees (R+)
J.T. Ginn (2019-20)	RHP	Oakland Athletics (AA)
Cole Gordon (2016-19)	RHP	New York Mets (AAA)
Houston Harding (2020-21)	LHP	Los Angeles Angels (A)
Jonathan Holder (2010-13)	RHP	Los Angeles Angels (AAA)
Zac Houston (2014-16)	RHP	New York Yankees (AAA)
Dakota Hudson (2014-16)	RHP	St. Louis Cardinals (AAA)
Kamren James (2020-22)	IF	Tampa Bay Rays (R+)
Keegan James (2016, 18-19)	RHP	Colorado Rockies (R+)
Preston Johnson (2021-22)	RHP	Baltimore Orioles (R+)
Rowdey Jordan (2018-21)	OF	New York Mets (AA)
Christian MacLeod (2020-21)	LHP	Minnesota Twins (A)
Jake Mangum (2016-19)	OF	Miami Marlins (AAA)
Zach Neff (2018)	LHP	Minnesota Twins (AA)
Konnor Pilkington (2016-18)	LHP	Cleveland Guardians (AAA)
Peyton Plumlee (2017, 19)	RHP	Houston Astros (A)
Landon Sims (2020-22)	RHP	Arizona Diamondbacks (R+)
Ethan Small (2016, 18-19)	LHP	Milwaukee Brewers (AAA)
Hunter Stovall (2016-18)	IF	Colorado Rockies (AA)
Logan Tanner (2020-22)	C	Cincinnati Reds (A)
Andrew Walling (2022)	P	Philadelphia Phillies (A)
Jordan Westburg (2018-20)	IF	Baltimore Orioles (AAA)
Colby White (2019)	RHP	Tampa Bay Rays (AAA)
RJ Yeager (2022)	IF	St. Louis Cardinals (A)

Diamond Dawgs Coaching in Professional Baseball

Name (Yrs. at MSU)	Organization	Team (Level)
Travis Champman (1997-2000)	New York Yankees	New York Yankees (MLB)
Chris Maloney (1982-83)	Atlanta Braves	Mississippi (AA)
Buck Showalter (1977)	New York Mets	New York Mets (MLB)
Chris Young (2000-02)	Chicago Cubs	Chicago Cubs (MLB)

Diamond Dawgs Working in Professional Baseball

Name (Yrs. at MSU)	Organization	Role
Jeff Brantley (1982-85)	Cincinnati Reds	Broadcaster
Will Clark (1983-85)	San Francisco Giants	Special Assistant

THE LAST TIME...

- SEC Tournament | % - NCAA Regional | ^ - NCAA Super Regional | \$ - College World Series

A MISSISSIPPI STATE TEAM...

Won 15+ Consecutive Games	17 - February 15-March 8, 2013
Won 10+ Consecutive Games	14 - February 23-March 16, 2019
Won 10+ Consecutive SEC Games	12 - April 30-May 25, 2016
Won 5+ Consecutive SEC Games	5 - April 30-May 8, 2021
Lost 5+ Consecutive Games	9 - April 30-May 15, 2022
Lost 5+ Consecutive SEC Games	17 - April 30, 2022- March 26, 2023
Swept a Three-Game Series	Lipscomb; March 10-12, 2023
at Home	Lipscomb; March 10-12, 2023
on The Road	at Alabama; May 20-22, 2021
Swept a Non-Conference Three-Game Series	Lipscomb; March 10-12, 2023
at Home	Lipscomb; March 10-12, 2023
on The Road	at Hawaii-Hilo; 1985
Swept a Three-Game SEC Series	at Alabama; May 20-22, 2021
at Home	Texas A&M; April 30-May 2, 2021
on The Road	at Alabama; May 20-22, 2021
Was Swept in a Three-Game Series	Vanderbilt, March 24-26, 2023
at Home	Vanderbilt, March 24-26, 2023
on The Road	at Kentucky, March 17-19, 2023
Was Swept in a Three-Game Non-Conference Series	at Southern Miss; February 16-18, 2018
at Home	Southeastern Louisiana; February 26-28, 2010
on The Road	at Southern Miss; February 16-18, 2018
Was Swept in a Three-Game SEC Series	Vanderbilt, March 24-26, 2023
at Home	Vanderbilt, March 24-26, 2023
on The Road	at Kentucky, March 17-19, 2023
Played An Extra-Inning Game	L, 6-5 (10 Innings) - at Kentucky, March 17, 2023
Won An Extra-Inning Game	W, 7-6 (11 innings) - at Ole Miss; April 23, 2022
Lost An Extra-Inning Game	L, 6-5 (10 innings) - at Kentucky, March 17, 2023
Played Consecutive Extra-Inning Games	May 4-5, 2018; at Alabama, W, 14-12 (10 innings) and L, 3-4 (10 innings)
Won Consecutive Games in Extra-Inning	May 10-11, 2014; Tennessee, W, 1-0 (10 innings) and W, 4-3 (12 innings)
Won on a Walk-Off	W, 4-3 - Lipscomb; March 11, 2023
Kellum Clark home run in the 9th inning	
Won Consecutive Games Via A Walk-Off	April 12 & 14, 2022; UAB, W, 6-5 and Auburn W, 7-6
Kamren James RBI sac fly in the tenth inning (UAB)	
Luke Hancock RBI walk in the ninth inning (Auburn)	

A MISSISSIPPI STATE OFFENSE...

Scored 30+ Runs	32 - Jackson State; April 29, 1988
Scored 25+ Runs	27 - Alcorn State; April 20, 2010
Scored 20+ Runs	20 - at Georgia; March 20, 2022
Scored 15+ Runs	16 - Arkansas State; March 21, 2023
Scored 10+ Runs In An Inning	12 - Arkansas State (8th); April 13, 2021
Scored 9+ Runs In An Inning	9 - vs. Texas Tech (4th); March 8, 2022
Scored 8+ Runs In An Inning	8 - VMI (1st); Feb. 18, 2023
Had 30+ Hits	30 - Kentucky; April 30, 1989
Had 25+ Hits	26 - Little Rock; February 28, 1999
Had 20+ Hits	20 - Missouri; April 29, 2022
Had 20+ Hits in Back-to-Back Games	Auburn (20, 21); March 23-24, 2019
Had 6+ Home Runs	6 - UT Martin; April 5, 2022
Had 5+ Home Runs	6 - UT Martin; April 5, 2022
Hit Back-To-Back Home Runs	6th Inning, Hunter Hlmes (2R HR)/Ross Highfill (Solo) - Lipscomb; March 11, 2023
Hit Back-To-Back-To-Back Home Runs	3rd Inning, Kellum Clark(2R HR)/Brad Cumbest (Solo)/RJ Yeager (Solo) - Southern; March 23, 2022
Had 3+ Triples	3 - Southern Cal; March 14, 2004
Had 8+ Doubles	8 - Auburn; March 24, 2019
Had 7+ Doubles	7 - UAB; April 20, 2021
Had 6+ Doubles	6 - VMI; Feb. 18, 2023
Had 10+ Walks	12 - vs. Valparaiso; March 7, 2023
Had 9+ Stolen Bases	10 - Arkansas-Pine Bluff; March 18, 2017
Had 8+ Stolen Bases	10 - Arkansas-Pine Bluff; March 18, 2017
Didn't Strikeout in a Game	Jackson State; February 26, 2019
Had Two or Fewer Strikeouts	2 - vs. VMI, February 18/2023
Was Shut Out	at Georgia (0-11); March 18, 2022
at Home	Long Beach State (0-3); February 18, 2022
on The Road	at Georgia (0-11); March 18, 2022
Back-To-Back Games	Auburn (0-5, 0-4); March 27-28, 2015
Three-Straight Games	vs. Southern Miss (0-3); March 24, 2015 and Auburn (0-5, 0-4); March 27-28, 2015

A MISSISSIPPI STATE DEFENSE...

Turned 5+ Double Plays	5 - San Diego; March 8, 2015
Turned 4+ Double Plays	5 - San Diego; March 8, 2015
Turned 3+ Double Plays	3 - Texas A&M-1; May 1, 2021
Turned A Triple Play	Auburn-Montgomery, March 9, 1991
Had 5+ Errors	5 - at Vanderbilt; March 18, 2011
Had 4+ Errors	4 - vs. Ohio State; March 3, 2023
Threw Out 3 Base Runners	3 - Logan Tanner; Tulane; February 26, 2021



THE LAST TIME...

- SEC Tournament | % - NCAA Regional | ^ - NCAA Super Regional | \$ - College World Series

MISSISSIPPI STATE PITCHING STAFF...

Threw a No-Hitter Jackson Fristoe (6 IP), Landon Sims (1 IP), Mikey Tepper (1 2/3 IP), Cam Tullar (1/3 IP); Kent State, March 7, 2021
Held Opponent To 1 Hit at Texas A&M; May 3, 2019
Held Opponent To 2 Hits Eastern Michigan; March 13, 2021

NOTE: Jacksonville State (5/18/21) had just two hits in a five-inning, rain-shortened game
NOTE: Valparaiso (3/7/23) had just two hits in a seven-inning, run rule game

Struck Out 25+ Batters 26 - at LSU; 1909
Struck Out 20+ Batters 21 - vs. Texas; June 20, 2021 \$
Struck Out 15+ Batters 15 - at Kentucky; March 17, 2023
Did Not Issue A Walk at Auburn; April 10, 2021
Shut Out An Opponent vs. Vanderbilt (9-0); June 30, 2021 \$
at Home Eastern Michigan (14-0); March 12, 2021
on The Road at Alabama (7-0); May 21, 2021
Neutral Site Game vs. Vanderbilt (9-0); June 30, 2021 \$
Postseason Game vs. Vanderbilt (9-0); June 30, 2021 \$
Back-To-Back Shutouts 2021 (Kent State, March 7 [13-0]; Grambling, March 9 [10-0] and Louisiana-Lafayette, March 10 [4-0])
Three Straight Shutouts 2021 (Kent State, March 7 [13-0];
Grambling, March 9 [10-0] and Louisiana-Lafayette, March 10 [4-0]; Eastern Michigan, March 12 [14-0])
Four Straight Shutouts 2021 (Kent State, March 7 [13-0];
Grambling, March 9 [10-0] and Louisiana-Lafayette, March 10 [4-0]; Eastern Michigan, March 12 [14-0])
Shut Out An SEC Opponent vs. Vanderbilt (9-0); June 30, 2021 \$
At Home Alabama (6-0); April 12, 2019
On The Road at Alabama (7-0); May 21, 2021
Neutral Site vs. Vanderbilt (9-0); June 30, 2021 \$

A MISSISSIPPI STATE BATTER HAD...

Hit for the Cycle Brad Freeman; South Alabama, February 17, 1998
Walk-Off Hit Kellum Clark (Solo HR); Lipscomb, March 11, 2023
8+ At-Bats 8 - Jordan Westburg, Tanner Allen & Rowdey Jordan vs. LSU, May 22, 2019 #
6+ Hits 6 - Adam Frazier; at Virginia, June 8, 2013
5+ Hits 5 - Tanner Allen; South Carolina, May 16, 2019
4+ Hits 4 - Colton Ledbetter, VMI, February 18, 2023
2+ Hits In An Inning Colton Ledbetter (HR, 2B; 1st Inning); VMI, Feb. 18, 2023
5+ Runs 5 - Jon Knott; Little Rock, February 28, 1999
4+ Runs 4 - Colton Ledbetter; Arkansas State, March 21, 2023
3+ Doubles 3 - Justin Foscue; Georgia, April 26, 2019
2+ Triples 2 - C.T. Bradford; at Arizona, March 9, 2014
3+ Home Runs 3 - Ross Highfill; Lipscomb, March 11, 2023
2+ Home Runs 2 - Hunter Hines; at Kentucky, March 18, 2023
Inside-The-Park Home Run Cody Brown; vs. Kentucky, April 7, 2017
Pinch Hit Home Run Connor Hujak; Lipscomb, March 11, 2023
Leadoff Home Run (Top or bottom of 1st inning) RJ Yeager (Bottom 1st); Tennessee, May 21, 2022
Walk-Off Home Run Kellum Clark (solo); Lipscomb, March 11, 2022
Hit a Grand Slam Colton Ledbetter; Arizona State, Feb. 26, 2023
Multiple Grand Slams Never
A Pinch-Hit Grand Slam Never
10+ RBIs 11 - Jason Nappi; at UAB, March 18, 2008
9+ RBIs 9 - Ryan Duffy; vs. Jackson State, April 6, 2010
8+ RBIs 8 - Brent Rooker; vs. Indiana State, February 24, 2017
7+ RBIs 7 - Kellum Clark vs. Princeton, March 11, 2022
10+ Total Bases 10 - Hunter Hines; at Kentucky, March 18, 2023
4+ Walks 4 - Logan Tanner; Kent State, March 5, 2021
3+ Walks 3 - Luke Hancock; Nicholls, March 14, 2023
4+ Stolen Bases 4 - Derrick Armstrong; vs. Michigan State, March 1, 2014
3+ Stolen Bases 3 - Amani Larry; Nicholls, March 14, 2023
Stole Home Connor Hujak; Samford, March 28, 2023
4+ Hit By Pitches 4 - Rowdey Jordan; at Auburn, April 11, 2021
3+ Hit By Pitches 4 - Rowdey Jordan; at Auburn, April 11, 2021

A MISSISSIPPI STATE PITCHER HAD...

A Perfect Game J.T. Peatross; Mississippi College (1-0), 1918
A No-Hitter Jackson Fristoe (6 IP), Landon Sims (1 IP), Mikey Tepper (1 2/3 IP), Cam Tullar (1/3 IP); Kent State, March 7, 2021
A Complete Game No-Hitter Gene Morgan (7 IP); at Hawaii-Hilo (2-0), April 6, 1985
A Complete Game (9 Inn.) Jacob Billingsley; at Southern Miss (8-1), June 6, 2017 %
A Complete Game (7 Inn.) JT Ginn; at Texas A&M-1 (0-1), May 4, 2019
Complete-Game 1-Hitter Unknown
Complete-Game 2-Hitter Ricky Bowen; vs. Ole Miss, March 16, 2008
Consecutive Complete Games Dakota Hudson; 2016 (at Auburn (4-0), May 13 and Arkansas (7-0), May 19)
A Complete-Game Shutout Dakota Hudson; vs. Arkansas (7-0), May 19, 2016
at Home Dakota Hudson; vs. Arkansas (7-0), May 19, 2016
on The Road Dakota Hudson; at Auburn (4-0), May 13, 2016
SEC Game Dakota Hudson; vs. Arkansas (7-0), May 19, 2016
as a Freshman Scott Tanksley; vs. Mississippi College (6-0), April 20, 1993
Postseason Game B.J. Wallace; vs. Nicholls State (1-0), May 21, 1992 %
17+ Strikeouts 17 - Chris Stratton; at LSU, March 16, 2012
15+ Strikeouts 15 - Will Bednar; vs. Texas, June 20, 2021 \$
10+ Strikeouts 11 - Bradley Loftin; Valparaiso, March 7, 2023
Recorded Two Saves In One Day Trevor Fitts; vs. Marshall and Alabama A&M, February 22, 2015

HONORS TRACKER

Colton Ledbetter, OF

D1Baseball Top 100 Collegiate MLB Draft Prospects (No. 26)
D1Baseball Top 100 Impact Transfers (No. 5)
Perfect Game Preseason All-American (third team)
Preseason All-SEC (second team)

Cade Smith, RHP

D1Baseball Top 100 Collegiate MLB Draft Prospects (No. 53)

Landon Gartman, RHP

D1Baseball Top 100 Impact Transfers (No. 31)

Amani Larry, IF

D1Baseball Top 100 Impact Transfers (No. 33)
NCBWA Preseason All-American (second team)

Nate Dohm, RHP

D1Baseball Top 100 Impact Transfers (No. 5)
NCBWA Stopper of the Year Watch List

Aaron Nixon, RHP

D1Baseball Top 100 Impact Transfers (No. 5)
NCBWA Stopper of the Year Watch List

Connor Hujak, IF/OF

D1Baseball Top 100 Impact Transfers (No. 93)

Luke Hancock, C

Preseason All-SEC (second team)
Buster Posey National Caccher of the Year Watch List

Bryce Chance, OF

SEC Co-Freshman of the Week (2/20)



2023 HOME RUN TRACKER

No.	Player	Game	Date	Opponent	Pitcher	On Base	Inn.	Outs	Count	Score	Final
1	Bryce Chance	1	Feb. 17	VMI	Kaltreider	1	6	2	1-1	3-2	W, 11-2
2	Colton Ledbetter	2	Feb. 18	VMI	Wilkerson	1	1	0	0-1	0-1	L, 14-13
3	Hunter Hines	2	Feb. 18	VMI	Hawley	0	2	0	0-0	9-1	L, 14-13
4	Amani Larry	3	Feb. 19	VMI	Barker	1	3	1	0-1	0-3	W, 9-3
5	Kellum Clark	3	Feb. 19	VMI	Thompson	0	4	0	0-0	2-3	W, 9-3
6	Kellum Clark	3	Feb. 19	VMI	Light	0	6	1	1-1	3-3	W, 9-3
7	Luke Hancock	4	Feb. 21	ULM	Orton	1	7	2	1-2	0-11	L, 11-5
8	Bryce Chance	4	Feb. 21	ULM	Judice	1	9	1	2-2	3-11	L, 11-5
9	Colton Ledbetter	5	Feb. 22	ULM	Shaw	1	4	1	2-0	4-0	W, 14-3
10	Slate Alford	5	Feb. 22	ULM	Shuffler	1	6	2	1-0	6-0	W, 14-3
11	Dakota Jordan	5	Feb. 22	ULM	Shuffler	2	7	1	1-0	10-0	W, 14-3
12	Colton Ledbetter	8	Feb. 26	Arizona State	Tieding	3	4	1	3-1	5-2	W, 16-3
13	Lane Forsythe	8	Feb. 26	Arizona State	Wainscott	0	6	0	2-1	9-2	W, 16-3
14	Hunter Hines	8	Feb. 26	Arizona State	Varnado	1	7	0	1-0	10-2	W, 16-3
15	Amani Larry	9	Feb. 28	Southern Miss	Monistere	0	4	0	0-1	5-4	W, 10-9
16	Ross Highfill	11	March 4	Oklahoma	Pierce	0	3	2	0-0	4-8	L, 15-9
17	Hunter Hines	11	March 4	Oklahoma	Pierce	0	5	0	1-0	7-12	L, 15-9
18	Amani Larry	12	March 5	Cal	Colwell	0	7	1	1-1	4-4	W, 8-4
19	Kellum Clark	12	March 5	Cal	Becerra	1	8	1	1-1	5-4	W, 8-4
20	Hunter Hines	13	March 7	Valparaiso	Hack	1	6	1	2-0	7-2	W, 12-2
21	Kellum Clark	13	March 7	Valparaiso	Hack	0	6	1	2-2	9-2	W, 12-2
22	Hunter Hines	14	March 10	Lipscomb	Giles	1	7	2	1-0	6-1	W, 8-2
23	Connor Hujsak	15	March 11	Lipscomb	Van Treeck	0	6	1	1-1	3-2	W, 4-3
24	Kellum Clark	15	March 11	Lipscomb	Van Treeck	0	9	0	2-2	3-3	W, 4-3
25	Ross Highfill	16	March 11	Lipscomb	Smith	0	2	0	1-1	2-1	W, 12-4
26	Hunter Hines	16	March 11	Lipscomb	Harmon	1	6	1	0-1	7-4	W, 12-4
27	Ross Highfill	16	March 11	Lipscomb	Harmon	0	6	1	3-1	9-4	W, 12-4
28	Ross Highfill	16	March 11	Lipcomb	Williams	1	8	1	2-0	10-4	W, 12-4
29	Hunter Hines	17	March 14	Nicholls	Hayes	1	1	2	1-0	2-0	W, 12-4
30	Hunter Hines	17	March 14	Nicholls	Llinas	1	4	1	2-2	6-2	W, 12-4
31	Colton Ledbetter	17	March 14	Nicholls	Mancuso	0	7	1	2-0	9-4	W, 12-4
32	Kellum Clark	19	March 17	at Kentucky	Williams	0	4	1	0-2	1-4	L, 6-5
33	Hunter Hines	20	March 18	at Kentucky	Bosma	0	2	0	0-1	0-0	L, 12-3
34	Hunter Hines	20	March 18	at Kentucky	Bosma	1	4	0	0-1	1-0	L, 12-3
35	Kellum Clark	21	March 19	at Kentucky	Lee	1	3	2	2-1	1-4	L, 17-3
36	Colton Ledbetter	22	March 21	Arkansas State	Federick	1	4	1	3-1	13-0	W, 16-2
37	Lane Forsythe	24	March 25	Vanderbilt	Owen	1	7	1	1-0	2-8	L, 18-5
38	Kellum Clark	25	March 26	Vanderbilt	Futrell	0	4	0	3-2	1-6	L, 11-7
39	Luke Hancock	25	March 26	Vanderbilt	Futrell	0	4	1	1-0	2-6	L, 11-7

* - leadoff homerun

2023 HOW IT WAS WON

Below is a chart representing how the eventual game-winning run was recorded for Mississippi State in 2023.

Gm	Opponent	Final	Player	Inn.	Outs	Play	Score at Time
1.	VMI	11-2	Luke Hancock	3	1	Sacrifice fly	3-0
2.	VMI	9-3	Kellum Clark	6	1	Home Run	3-3
3.	ULM	14-3	Amani Larry	4	0	Sacrifice fly	4-0
4.	Arizona State	5-1	Lane Forsythe	4	1	Single	1-1
5.	Arizona State	16-3	Kellum Clark	4	0	Single	3-2
6.	Southern Miss	10-9	Hunter Hines	8	1	Sacrifice fly	9-9
7.	Cal	8-4	Amani Larry	7	1	Home Run	4-4
8.	Valparaiso	12-2	Bryce Chance	4	2	Single	2-2
9.	Lipscomb	8-2	Ross Highfill	3	0	Single	1-1
10.	Lipscomb	4-3	Kellum Clark	9	0	Home Run	3-3
11.	Lipscomb	12-4	Luke Hancock	6	1	Double	4-4
12.	Nicholls	12-4	Bryce Chance	2	1	Single	4-0
13.	Louisiana	4-2	Colton Ledbetter	5	1	Double	2-1
14.	Arkansas State	16-2	Kellum Clark	1	0	Double	2-0
15.	Samford	9-4	Dakota Jordan	5	2	Double	3-4



SEC UPDATE

Standings

	Western Division									
	SEC	Pct.	GB	Division	Overall	Pct.	Home	Away	Neutral	L10
LSU	4-2	.667	--	4-2	22-3	.880	17-1	3-1	2-1	8-2
Arkansas	4-2	.667	--	4-2	21-4	.840	18-1	1-2	2-1	8-2
Alabama	2-4	.333	2.0	0-0	20-6	.769	16-4	3-2	0-0	5-5
Auburn	2-4	.333	2.0	0-3	17-7-1	.700	14-4-1	1-3	2-0	5-5
Texas A&M	1-5	.167	3.0	1-2	15-10	.600	11-6	2-3	2-1	5-5
Ole Miss	0-6	.000	4.0	0-0	15-9	.625	12-5	1-4	0-0	3-7
Mississippi State	0-6	.000	4.0	0-0	15-11	.577	11-6	0-3	4-2	4-6

	Eastern Division									
	SEC	Pct.	GB	Division	Overall	Pct.	Home	Away	Neutral	L10
South Carolina	6-0	1.000	--	6-0	24-2	.923	18-0	5-2	1-0	9-1
Vanderbilt	6-0	1.000	--	0-0	20-5	.800	12-3	4-0	4-2	9-1
Florida	5-1	.833	1.0	0-0	22-4	.846	16-4	6-0	0-0	9-1
Kentucky	5-1	.833	1.0	0-0	22-3	.880	14-1	8-2	0-0	9-1
Missouri	3-3	.500	3.0	3-3	18-6	.750	11-1	3-4	4-1	7-3
Tennessee	3-3	.500	3.0	0-3	20-6	.769	19-1	0-4	1-1	7-3
Georgia	1-5	.167	5.0	0-3	15-9	.625	10-6	3-2	2-1	4-6

Schedule/Results

all times central

THURSDAY, MARCH 30

South Carolina at Mississippi State	6 p.m. [SECN]
Tennessee at LSU	7 p.m. [ESPNU]

FRIDAY, MARCH 31

Auburn at Florida	5:30 p.m. [SECN+]
Missouri at Kentucky	5:30 p.m. [SECN+]
Georgia at Vanderbilt	6 p.m. [SECN+]
Tennessee at LSU	6 p.m. [SECN]
Ole Miss at Texas A&M	6 p.m. [SECN+]
South Carolina at Mississippi State	6 p.m. [SECN+]
Alabama at Arkansas	6:30 p.m. [SECN+]

SATURDAY, APRIL 1

Missouri at Kentucky	1 p.m. [SECN+]
Tennessee at LSU	1 p.m. [SECN+]
Alabama at Arkansas	2 p.m. [SECN+]
Georgia at Vanderbilt	2 p.m. [SECN+]
South Carolina at Mississippi State	2 p.m. [SECN+]
Auburn at Florida	5:30 p.m. [SECN+]
Ole Miss at Texas A&M	7 p.m. [SECN]

SUNDAY, APRIL 2

Missouri at Kentucky	11 a.m. [SECN]
Auburn at Florida	12 p.m. [SECN+]
Georgia at Vanderbilt	1 p.m. [SECN+]
Ole Miss at Texas A&M	1 p.m. [SECN+]
Alabama at Arkansas	2 p.m. [SECN]

Week-by-Week Polls

Week	BA	CB	D1	BW	PG	USA	RPI
Preseason	NR	22	NR	31	NR	RV	--
Week 1	NR	24	NR	NR	NR	--	--
Week 2	NR	NR	NR	RV	NR	NR	--
Week 3	NR	NR	NR	NR	NR	NR	74
Week 4	NR	NR	NR	RV	NR	NR	56
Week 5	NR	NR	NR	NR	NR	NR	54
Week 6	NR	NR	NR	NR	NR	NR	59

BA - Baseball America, CB - Collegiate Baseball Newspaper, D1 - D1Baseball,
BW - National Collegiate Baseball Writers Association, PG - Perfect Game,
USA - USA Today Coaches Poll, RPI - NCAA RPI

(--) - No poll/RPI released by the publication.

IN THE POLLS

Baseball America		Collegiate Baseball		D1Baseball		NCBWA		Perfect Game		USA Today/Coaches	
1. LSU	21-3	1. LSU	21-3	1. LSU	21-3	1. LSU	21-3	1. LSU	21-3	1. LSU	21-3
2. Florida	22-4	2. South Carolina	23-2	2. Wake Forest	22-3	2. Florida	22-4	2. Florida	22-4	2. Wake Forest	22-3
3. Wake Forest	22-3	3. Virginia	22-2	3. Florida	22-4	3. Wake Forest	22-3	3. Wake Forest	22-3	3. Florida	22-4
4. Vanderbilt	19-5	4. Wake Forest	22-3	4. Vanderbilt	19-5	4. Vanderbilt	19-5	4. Vanderbilt	19-5	4. Vanderbilt	19-5
5. Virginia	22-2	5. Florida	22-4	5. Virginia	22-2	5. Virginia	22-2	5. Arkansas	20-4	5. Virginia	22-2
6. Stanford	15-5	6. Vanderbilt	19-5	6. Arkansas	20-4	6. Arkansas	20-4	6. Virginia	22-2	6. Arkansas	20-4
7. Arkansas	20-4	7. Arkansas	20-4	7. Stanford	15-5	7. South Carolina	23-2	7. Stanford	15-5	7. Stanford	15-5
8. Louisville	19-4	8. Louisville	19-4	8. East Carolina	19-5	8. Stanford	15-5	8. East Carolina	19-5	8. South Carolina	23-2
9. East Carolina	19-5	9. UC Santa Barbara	17-4	9. South Carolina	23-2	9. East Carolina	19-5	9. Tennessee	19-6	9. Tennessee	19-6
10. South Carolina	23-2	10. East Carolina	19-5	10. Tennessee	19-6	10. Louisville	19-4	10. South Carolina	23-2	10. East Carolina	19-5
11. Tennessee	19-6	11. Stanford	15-5	11. Louisville	19-4	11. Tennessee	19-6	11. Louisville	19-5	11. Louisville	19-4
12. UCLA	16-5	12. Kentucky	21-3	12. UCLA	16-5	12. UCLA	16-5	12. UCLA	16-5	12. UCLA	16-5
13. Boston College	17-5	13. UCLA	16-5	13. North Carolina	18-6	13. Oklahoma State	20-5	13. Boston College	17-5	13. Oklahoma State	20-5
14. Campbell	19-3	14. Oklahoma State	20-5	14. Boston College	17-5	14. North Carolina	18-6	14. Campbell	19-3	14. North Carolina	18-6
15. North Carolina	18-6	15. Texas	18-7	15. Campbell	19-3	15. Campbell	19-3	15. Texas Tech	18-7	15. Campbell	19-3
16. Miami (Fla.)	15-9	16. Tennessee	19-6	16. Florida Gulf Coast	21-4	16. Kentucky	21-3	16. Oklahoma State	20-5	16. Boston College	17-5
17. Oklahoma State	20-5	17. Iowa	19-3	17. Oklahoma State	20-5	17. Boston College	17-5	17. UC Santa Barbara	17-4	17. Kentucky	21-3
18. Kentucky	21-3	18. North Carolina	18-6	18. Kentucky	21-3	18. Florida Gulf Coast	21-4	18. North Carolina	18-6	18. Florida Gulf Coast	21-4
19. Texas	18-7	19. Campbell	19-3	19. Coastal Carolina	14-7	19. Texas Tech	18-7	19. Florida Gulf Coast	21-4	19. Texas	18-7
20. Texas Tech	18-7	20. Arizona State	16-8	20. Connecticut	16-5	20. UC Santa Barbara	17-4	20. Kentucky	21-3	20. Connecticut	16-5
21. Florida Gulf Coast	21-4	21. Miami (Fla.)	15-9	21. Texas	18-7	21. Iowa	16-3	21. Connecticut	16-5	21. Texas Tech	18-7
22. Iowa	19-3	22. Texas Tech	18-7	22. Texas Tech	18-7	22. Ole Miss	15-9	22. Miami (Fla.)	15-9	22. Iowa	19-3
23. UC Santa Barbara	17-4	23. Boston College	17-5	23. Miami (Fla.)	15-9	23. Miami (Fla.)	15-9	23. Ole Miss	15-9	23. Miami (Fla.)	15-9
24. Connecticut	16-5	24. Connecticut	16-5	24. West Virginia	18-6	24. Texas	18-7	24. TCU	15-9	24. UC Santa Barbara	16-4
25. Missouri	17-6	25. Florida Gulf Coast	21-4	25. Iowa	19-3	25. West Virginia	18-6	25. UTSA	20-5	25. Ole Miss	15-9
		26. Ball State	17-6			26. Connecticut	16-5				
		27. Old Dominion	20-4			27. TCU	15-9				
		28. UC San Diego	15-6			28. Coastal Carolina	14-7				
		29. Southern California	14-8-1			29. Missouri	17-6				
		30. Washington	16-6			30. Texas A&M	15-9				

2023 Scheduled Opponents in Bold



DUDY NOBLE FIELD

BIOGRAPHY

The largest on-campus facility in college baseball, Dudy Noble Field will see the 57th season of Mississippi State baseball at its current site in 2023. With over 1,690 games played at the venue, the Diamond Dawgs have a .730 winning percentage at the facility, which recently received a \$68-million upgrade.

The field is named in honor of longtime MSU baseball coach, athletics director and ABCA Hall of Famer Clarke Randolph "Dudy" Noble. On April 27, 1998 the facility was renamed Dudy Noble Field, Polk-DeMent Stadium, honoring another ABCA Hall of Famer, former Bulldog skipper Ron Polk, and the late Gordon DeMent, a successful businessman and longtime fan of the Diamond Dawgs from Indianola, Mississippi.

The Origin

From 1929 until 1964, Mississippi State hosted its baseball games at the original on-campus venue, Hardy Field, which was located several hundred yards to the south of the Bulldogs' home football venue, Davis Wade Stadium at Scott Field. The baseball field was closed following the 1964 season to make way for the construction of Dorman Hall and for the next two seasons the Diamond Dawgs played their home games at Redbird Park in Columbus, Mississippi, capturing SEC titles both seasons at their temporary home.

The tin-roofed grandstand and 2,000-seat bleachers from the original Dudy Noble Field were transported to the stadium's present site, which became playable for the 1967 campaign. Since that time, facility enhancements have followed at a steady pace to make the "Carnegie Hall of College Baseball" one of the finest all-around facilities on the road to Omaha. Among with numerous upgrades, the current site has seen two complete demolitions and reconstructions, the latest occurring during a three-year span (2017-19) and opening prior to the start of the 2019 campaign.

Leading the Attendance Boom

With a laundry list of legendary names on its all-time roster, it comes as no surprise that Mississippi State ranks among the nation's attendance leaders year in and year out. The Dudy Noble Field faithful have sold out the reserved seating allotment every season since 1987.

Along with routinely hosting some of the largest crowds in the SEC, ten of the last 12 three-day Super Bulldog Weekend series have drawn more than 25,000 fans.

MSU eclipsed the 200,000 mark in paid attendance at Dudy Noble Field for six-straight seasons between 2012-17, marking the first such occurrence in the program's history. In 2013, the Diamond Dawgs' five-millionth fan walked through the turnstiles at Dudy Noble Field. Since home attendance figures were charted starting in 1976, the "Carnegie Hall of College Baseball" has seen 7,283,977 fans rush through the gates.

In 22 of the last 23 seasons, Mississippi State has averaged 6,000 fans per game, including a record average of 10,259 during the 2022 campaign. Overall, State has eclipsed the 200,000-fan mark 14 times since 2002, with a school-record 373,784 viewing the 2019 home schedule.

Of the top 25 all-time college baseball on-campus attendances, Dudy Noble Field finds itself on the list 19 times, most notably owning the all-time on-campus attendance record of 15,586 on April 12, 2014. The Bulldogs own 15 of the top 16 marks in NCAA on-campus history and are the only NCAA baseball program to boast on-campus attendances of 14,000 or more. The five largest NCAA Super Regional crowds have all assembled in Starkville, Mississippi, as well.

From April 11-13, 2014, the Bulldog faithful flooded the gates at Dudy Noble Field to the tune of 39,181 fans for a three-game series versus Ole Miss. The nearly 40,000 fans on the weekend set an NCAA on-campus attendance record for a three-game series.

Dudy Noble Field has ushered in crowds of 10,000 or better 84 times, including 2007 NCAA Super Regional-record draws of 13,715 and 12,620 for nationally-televised, late-morning games against Clemson. In 2019, the first season of the "New Dude," the Diamond Dawgs garnered crowds of 10,000-plus a school-record 10 times.

Mississippi State has hosted 26 postseason events at the facility, including three NCAA District III Tournaments (1973-75), five SEC tournaments (1979, 81, 83, 88 & 95), 16 NCAA Regionals (1979, 84-85, 87-89, 90, 92, 97, 2000, 03, 13, 16, 19 & 21) and four NCAA Super Regionals (2007, 16, 19 & 21).

The Left Field Lounge

The aura of Mississippi State baseball at Dudy Noble Field is certainly not confined to the loyal legions in the impressive grandstand, pro-style luxury sky suites or luxurious Left Field Lofts.

In fact, some of the more highly-prized seats at Bulldog baseball games are found beyond the outfield fence in the Left Field Lounge™. Waiting lists greet those seeking to purchase one of the 96 outfield lounges in the iconic two-level outfield tailgate.

Once a colorful assortment of pickup trucks, motor homes, and trailers — most equipped with grills — lined the outfield fence, completing a circle of humanity at Dudy Noble Field. Now, the permanent lounge spaces are connected to the concourse, allowing everyone to stroll through and experience the iconic lounge culture.

What began in the late 1960s as a popular gathering spot for baseball-loving MSU supporters now forms college baseball's largest tailgate party.

The "New Dude"

The second demolition at the current site occurred following the 2017 season and the \$68 million facility opened its gates for the 2019 campaign. Architect Wier Boerner Allin, along with consultants Populous and famed stadium architect/State alum Janet Marie Smith designed the project, while construction manager ICM and general contractor JESCO Construction, Inc. oversaw the construction.

Covering 12 acres of land on the Mississippi State University campus, the 230,000 square foot facility carries on Dudy Noble Field's legacy as the "Carnegie Hall of College Baseball." Installation of the second largest scoreboard in college baseball, measuring 43 feet wide by 60 feet high, started the project in 2017. The board, which was the largest in college baseball upon installation, is larger than boards owned by three Major League Baseball teams. The addition of 96 permanent Left Field Lounge rigs encircling the outfield followed during the fall of 2018.

The concourse and lower-level grandstands were in place for the 2018 season, with the Diamond Suites, upper-deck reserved seating area and three unique club areas — Farm Bureau Triple Crown Club, Charlie and Dana Stephenson Omaha Club and The Rooftop Club — were completed prior to the 2019 campaign. The newest version of Dudy Noble Field also features increased restroom facilities and concession points of sale.

The player spaces also received an upgrade, expanding to cover 18,000 square feet underneath the facility. The fully-equipped Bruce and Julie Martin Locker Room includes an embedded equipment room, houses 40 wooden lockers and features an oversized, dimensional halo-lit '85 Script Mississippi State sign suspended overhead in the middle of the room.

The more spacious locker room includes an attached training room with whirlpool and fully-functional fueling station. The Mitch Moreland Hitting Tunnel, which is equipped with HitTrax, and Turner & Gloria Wingo Team Lounge are easily accessed from the home dugout, with the eye-popping player entrance and Hassell H. Franklin Omaha Room greeting players as they enter the facility. The Pat McMahon Pitching Lab is also housed under the stadium, featuring arm care and conditioning equipment, one oversized turfed mound with three pitching rubbers and state of the art video equipment.

TOP-25 CROWDS

Rank	Attendance	Opponent	Date
1.	15,586	* Ole Miss	April 12, 2014
2.	15,078	Texas A&M	April 16, 2016
3.	14,991	Florida	April 22, 1989
4.	14,562	Auburn	April 20, 2013
5.	14,385	# Notre Dame	June 12, 2021
6.	14,378	LSU	April 16, 1988
7.	14,320	Arizona State	Feb. 25, 2023
8.	14,228	LSU	April 9, 2022
9.	14,077	Alabama	March 26, 2022
10.	13,971	# Notre Dame	June 13, 2021
11.	13,761	Arkansas	April 25, 1992
12.	13,715	^ Clemson	June 9, 2007
13.	13,691	Kentucky	April 8, 2017
14.	13,617	Georgia	April 8, 2006
15.	13,452	^ Arizona	June 11, 2016
16.	13,351	Long Beach State	Feb. 19, 2022
17.	13,338	Ole Miss	April 17, 2021
18.	13,224	Ole Miss	April 11, 2014
19.	13,132	^ Stanford	June 8, 2019
20.	13,123	Ole Miss	April 15, 2000
21.	13,004	Florida	April 18, 2015
22.	12,927	Vanderbilt	March 25, 2023
23.	12,913	^ Arizona	June 10, 2016
24.	12,708	Auburn	April 24, 1993
25.	12,620	^ Clemson	June 8, 2007

* - NCAA on-campus attendance record

^ - NCAA Regional

- NCAA Super Regional

NOTE: Mississippi State owns 95 crowds of 10,000-plus in the history of the program. The top 10 crowds in Dudy Noble Field history are also the top 10 on-campus crowds in NCAA history.

2023 SEASON STATISTICS

Record: 15-11 Home: 11-6 Away: 0-3 Neutral: 4-2 SEC: 0-6

Player	avg	gp-gs	ab	r	h	2b	3b	hr	rbi	tb	slg%	bb	hp	so	gdp	ob%	sf	sh	sb-att	po	a	e	fld%
38 Chance, Bryce	.353	25-24	85	19	30	4	0	2	20	40	.471	15	2	9	2	.456	1	1	5-5	26	0	0	1.000
20 Hancock, Luke	.347	25-25	75	25	26	8	0	2	23	40	.533	28	5	10	1	.527	4	0	0-0	191	19	2	.991
10 Ledbetter, Colton	.341	26-26	91	23	31	5	1	5	32	53	.582	29	2	16	1	.500	2	0	13-14	59	0	1	.983
44 Hines, Hunter	.310	25-25	100	21	31	7	0	10	29	68	.680	9	1	24	0	.366	2	0	0-0	77	7	2	.977
8 Larry, Amani	.302	26-26	86	33	26	6	0	3	19	41	.477	21	11	8	4	.479	3	3	13-13	44	43	2	.978
11 Clark, Kellum	.278	25-24	90	27	25	3	1	8	18	54	.600	14	0	19	3	.375	0	0	1-1	45	3	0	1.000
43 Forsythe, Lane	.263	26-26	76	16	20	4	0	2	13	30	.395	22	1	15	2	.434	0	2	4-5	39	41	8	.909
24 Alford, Slate	.227	20-16	66	11	15	2	0	1	8	20	.303	5	1	13	3	.284	2	0	0-0	6	22	7	.800
<hr/>																							
13 Chester, Nate	.375	10-1	8	2	3	0	0	0	1	3	.375	2	2	1	0	.583	0	0	0-0	0	3	1	.750
3 Mershon, David	.333	10-7	18	5	6	0	0	0	0	6	.333	3	0	2	0	.429	0	2	2-3	3	8	4	.733
5 Downs, Aaron	.300	10-1	10	3	3	0	0	0	1	3	.300	4	0	3	0	.500	0	0	0-0	0	0	0	.000
7 Hujsak, Connor	.286	16-4	28	4	8	2	0	2	8	16	.571	2	0	7	1	.323	1	0	3-3	4	2	2	.750
42 Jordan, Dakota	.269	17-14	52	7	14	3	0	1	10	20	.385	10	0	15	1	.364	4	0	2-3	21	0	2	.913
22 Highfill, Ross	.254	18-15	59	14	15	5	0	4	15	32	.542	4	3	17	2	.328	1	1	0-0	150	14	1	.994
33 Seibert, Von	.250	5-0	4	0	1	0	0	0	0	1	.250	1	0	3	0	.400	0	0	0-0	7	1	0	1.000
27 Hoyle, Wil	.143	8-0	7	0	1	1	0	0	1	2	.286	0	0	3	0	.143	0	0	0-0	1	2	1	.750
28 Hubbard, Bryce	.000	2-0	2	0	0	0	0	0	0	0	.000	0	0	1	0	.000	0	0	0-0	4	1	0	1.000
Totals	.298	26	857	210	255	50	2	40	198	429	.501	169	28	166	20	.421	20	9	43-47	680	199	37	.960
Opponents	.252	26	882	199	222	36	4	31	168	359	.407	161	33	277	8	.383	11	12	48-56	646	246	36	.961

LOB - Team (229), Opp (220). DPs turned - Team (9), Opp (24). CI - Team (0), Opp (2). IBB - Team (2), Hines 2, Opp (2).

Picked off - Clark 1, Larry 1.

(All games Sorted by Earned run avg)

Player	era	w-l	app	gs	cg	sho	sv	ip	h	r	er	bb	so	2b	3b	hr	b/avg	wp	hp	bk	sfa	sha
4 Nixon, Aaron	0.00	0-0	4	0	0	0/0	0	4.1	1	0	0	3	6	0	0	0	.071	0	4	0	0	0
16 Cheatham, Cole	0.00	0-0	2	0	0	0/0	0	3.0	1	2	0	3	3	1	0	0	.100	1	0	0	0	0
30 Loftin, Bradley	2.25	2-1	6	5	0	0/0	0	24.0	12	9	6	24	39	1	0	1	.148	3	2	0	1	1
25 Dohm, Nate	3.28	3-3	9	1	0	0/0	2	24.2	18	13	9	6	26	6	0	2	.200	3	1	0	2	1
55 Tapper, Brock	3.65	2-0	8	0	0	0/0	0	12.1	20	9	5	5	13	3	1	1	.351	1	0	0	0	0
50 Cijntje, Jurrangelo	4.37	3-1	6	5	0	0/0	0	22.2	12	14	11	15	30	1	0	2	.164	3	8	0	2	2
21 Holcombe, Colby	5.27	1-0	9	1	0	0/0	0	13.2	9	12	8	14	19	0	1	1	.184	1	0	0	0	1
12 Siary, Evan	5.40	0-1	7	1	0	0/0	1	18.1	18	14	11	7	19	3	1	3	.247	1	4	0	0	1
32 Stinnett, Parker	5.40	0-0	1	0	0	0/0	0	1.2	2	2	1	0	2	0	0	0	.400	0	1	0	1	1
14 Gibbs, Will	6.75	0-0	5	0	0	0/0	0	4.0	3	3	3	7	8	1	0	0	.200	0	1	0	0	0
36 Gartman, Landon	7.89	1-2	6	6	0	0/0	0	29.2	29	27	26	15	35	5	0	8	.246	4	3	1	1	2
39 Yntema, Graham	8.00	1-2	9	4	0	0/0	0	18.0	19	21	16	15	20	1	0	2	.271	2	3	1	0	1
15 Smith, Cade	9.00	1-1	2	2	0	0/0	0	7.0	5	7	7	8	7	1	0	2	.208	0	2	0	1	1
2 Hunt, KC	10.05	0-0	9	1	0	0/0	1	14.1	12	17	16	14	20	2	0	0	.211	2	1	0	0	0
45 Davis, Tyler	11.93	1-0	9	0	0	0/0	0	14.1	24	22	19	13	13	7	0	3	.358	2	2	0	1	1
6 Forsythe, Logan	12.60	0-0	5	0	0	0/0	0	5.0	10	8	7	6	7	1	0	1	.417	2	1	0	1	0
26 Hardin, Tyson	17.69	0-0	8	0	0	0/0	0	9.2	27	19	19	6	10	3	1	5	.491	1	0	0	1	0
Totals	6.51	15-11	26	26	0	0/0	4	226.2	222	199	164	161	277	36	4	31	.252	26	33	2	11	12
Opponents	8.15	11-15	26	26	0	0/0	2	215.1	255	210	195	169	166	50	2	40	.298	27	28	0	20	9

PB - Team (14), Highfill 12, Hancock 1, Hubbard 1, Opp (8). Pickoffs - Team (9), Yntema 4, Loftin 3, Cijntje 1, Smith 1, Opp (2). SBA/ATT - Hancock (26-27), Highfill (22-25), Hunt (10-10), Yntema (5-8), Gartman (8-8), Dohm (5-6), Holcombe (4-6), Cijntje (2-3), Hardin (3-3), Gibbs (2-2), Forsythe, Lo (1-2), Loftin (2-2), Smith (2-2), Stinnett (1-1), Siary (1-1), Nixon (1-1), Tapper (1-1).



2023 SOUTHEASTERN CONFERENCE STATISTICS

Record: 0-6 Home: 0-3 Away: 0-3 SEC: 0-6

Player	avg	gp-gs	ab	r	h	2b	3b	hr	rbi	tb	slg%	bb	hp	so	gdp	ob%	sf	sh	sb-att	po	a	e	fld%
20 Hancock, Luke	.385	5-5	13	5	5	0	0	1	3	8	.615	5	0	2	1	.556	0	0	0-0	32	3	0	1.000
11 Clark, Kellum	.381	6-6	21	7	8	1	1	3	7	20	.952	3	0	6	1	.458	0	0	0-0	14	0	0	1.000
44 Hines, Hunter	.318	6-6	22	4	7	1	0	2	4	14	.636	3	0	8	0	.400	0	0	0-0	9	1	0	1.000
38 Chance, Bryce	.273	6-6	22	1	6	2	0	0	2	8	.364	2	0	2	0	.333	0	1	0-0	6	0	0	1.000
10 Ledbetter, Colton	.238	6-6	21	1	5	0	0	0	1	5	.238	5	0	3	1	.385	0	0	1-1	17	0	1	.944
8 Larry, Amani	.182	6-6	22	2	4	1	0	0	0	5	.227	2	1	4	1	.280	0	2	1-1	14	10	0	1.000
43 Forsythe, Lane	.125	6-6	16	1	2	0	0	1	3	5	.313	4	0	3	1	.300	0	0	0-0	10	6	3	.842
22 Highfill, Ross	.105	6-5	19	2	2	1	0	0	1	3	.158	2	0	3	2	.190	0	1	0-0	38	7	0	1.000

3 Mershon, David	1.000	3-1	1	1	1	0	0	0	0	1	1.000	1	0	0	0	1.000	0	0	0-1	1	0	1	.500
24 Alford, Slate	.250	4-3	12	1	3	0	0	0	0	3	.250	1	0	2	0	.308	0	0	0-0	1	4	1	.833
7 Hujsak, Connor	.231	4-3	13	1	3	0	0	1	3	6	.462	0	0	3	0	.231	0	0	0-0	2	0	0	1.000
13 Chester, Nate	.000	3-1	4	0	0	0	0	0	0	0	.000	0	0	1	0	.000	0	0	0-0	0	2	1	.667
42 Jordan, Dakota	.000	2-0	2	0	0	0	0	0	0	0	.000	0	0	2	0	.000	0	0	0-0	0	0	0	.000
5 Downs, Aaron	.000	2-0	2	0	0	0	0	0	0	0	.000	0	0	1	0	.000	0	0	0-0	0	0	0	.000
Totals	.242	6	190	26	46	6	1	8	24	78	.411	28	1	40	7	.342	0	4	2-3	146	39	7	.964
Opponents	.342	6	219	90	75	13	2	17	82	143	.653	45	11	49	1	.475	1	5	13-14	153	66	6	.973

LOB - Team (44), Opp (45). DP's turned - Team (1), Opp (8). IBB - Team (2), Hines 2, Opp (2).

(SEC games only Sorted by Earned run avg)

Player	era	w-l	app	gs	cg	sho	sv	ip	h	r	er	bb	so	2b	3b	hr	b/avg	wp	hp	bk	sfa	sha
4 Nixon, Aaron	0.00	0-0	1	0	0	0/0	0	0.2	0	0	0	2	0	0	0	0	.000	0	0	0	0	0
12 Siary, Evan	4.15	0-0	1	0	0	0/0	0	4.1	3	2	2	1	1	0	1	1	.176	0	2	0	0	0
21 Holcombe, Colby	7.36	0-0	2	0	0	0/0	0	3.2	3	3	3	5	4	0	1	0	.231	1	0	0	0	1
25 Dohm, Nate	9.00	0-2	2	1	0	0/0	0	8.0	10	9	8	2	8	2	0	2	.294	3	0	0	0	1
2 Hunt, KC	9.64	0-0	2	0	0	0/0	0	4.2	3	6	5	5	6	2	0	0	.167	1	1	0	0	0
50 Cijntje, Jurrangelo	11.74	0-1	2	2	0	0/0	0	7.2	7	12	10	7	10	1	0	2	.241	1	4	0	1	1
55 Tapper, Brock	13.50	0-0	2	0	0	0/0	0	3.1	10	8	5	3	5	3	0	1	.500	0	0	0	0	0
36 Gartman, Landon	13.97	0-2	2	2	0	0/0	0	9.2	13	16	15	5	10	2	0	5	.310	0	2	0	0	1
6 Forsythe, Logan	19.29	0-0	2	0	0	0/0	0	2.1	6	5	5	4	2	0	0	1	.500	1	0	0	0	0
14 Gibbs, Will	27.00	0-0	2	0	0	0/0	0	1.0	0	3	3	3	1	0	0	0	.000	0	1	0	0	0
26 Hardin, Tyson	42.43	0-0	2	0	0	0/0	0	2.1	11	11	11	2	2	2	0	3	.611	1	0	0	0	0
39 Yntema, Graham	81.00	0-1	3	1	0	0/0	0	0.2	2	7	6	4	0	0	0	1	.667	1	1	0	0	1
45 Davis, Tyler	99.00	0-0	2	0	0	0/0	0	0.1	7	8	8	2	0	1	0	1	.875	1	0	0	0	0
Totals	14.98	0-6	6	6	0	0/0	0	48.2	75	90	81	45	49	13	2	17	.342	10	11	0	1	5
Opponents	4.24	6-0	6	6	0	0/0	0	51.0	46	26	24	28	40	6	1	8	.242	3	1	0	0	4

PB - Team (2), Highfill 2, Opp (4). SBA/ATT - Highfill (10-11), Gartman (4-4), Hancock (3-3), Gibbs (2-2), Yntema (2-2), Forsythe, Lo (1-2), Hunt (1-1), Siary (1-1), Tapper (1-1), Dohm (1-1).

2023 GAME-BY-GAME (HITTING)

Date	Opponent	ab	r	h	rbi	2b	3b	hr	tb	bb	ibb	sb	cs	hbp	sac	sf	gdp	k	po	a	e	lob	avg
Feb 17	VMI	38	11	16	11	4	0	1	23	10	0	5	0	0	0	2	0	2	27	10	3	15	.421
Feb 18	VMI	43	13	17	13	6	0	2	29	6	0	1	0	0	0	0	2	2	27	7	3	9	.407
Feb 19	VMI	35	9	10	8	2	0	3	21	5	0	4	0	0	0	1	0	5	27	10	1	8	.371
Feb 21	ULM	32	5	6	5	0	0	2	12	5	0	0	0	2	0	0	1	6	27	10	3	7	.331
Feb 22	ULM	33	14	12	14	3	0	3	24	10	0	0	0	3	0	1	1	5	27	5	2	10	.337
Feb 24	ARIZONA STATE	33	4	7	4	2	0	0	9	7	0	0	0	2	0	0	3	10	27	5	1	11	.318
Feb 25	ARIZONA STATE	29	5	6	5	0	0	0	6	5	0	3	0	0	0	0	0	7	27	11	0	5	.305
Feb 26	ARIZONA STATE	34	16	15	15	1	0	3	25	5	0	2	0	2	1	3	0	9	27	7	0	5	.321
Feb 28	vs Southern Miss	28	10	7	9	1	1	1	13	8	0	0	1	5	0	2	1	7	27	7	3	9	.315
Mar 3	vs Ohio State	30	3	3	2	1	0	0	4	12	0	2	0	4	0	0	0	12	27	8	4	16	.296
Mar 4	vs Oklahoma	37	9	10	9	1	0	2	17	8	0	2	0	0	0	1	0	7	27	15	1	10	.293
Mar 5	vs California	37	8	10	7	4	0	2	20	4	0	2	0	2	0	1	1	3	27	6	2	9	.291
Mar 7	VALPARAISO	29	12	15	11	2	0	2	23	12	0	1	1	1	0	2	1	4	21	8	0	13	.306
Mar 10	LIPSCOMB	32	8	9	8	3	0	1	15	4	0	0	0	2	1	1	0	8	27	7	0	8	.304
Mar 11	LIPSCOMB	31	4	7	4	0	0	2	13	3	0	4	0	0	0	0	0	9	27	6	0	6	.299
Mar 11	LIPSCOMB	32	12	11	12	2	0	4	25	8	0	1	0	1	2	1	0	10	27	2	3	9	.302
Mar 14	vs Nicholls	34	12	12	11	2	0	3	23	11	0	6	0	1	0	1	1	7	27	11	1	11	.305
Mar 15	vs Louisiana	28	4	8	4	4	0	0	12	4	0	0	1	0	1	1	1	3	27	6	0	6	.304
*Mar 17	at Kentucky	40	5	8	5	0	0	1	11	7	0	0	0	0	1	0	0	13	29	7	0	13	.298
*Mar 18	at Kentucky	31	3	5	3	1	0	2	12	3	0	0	0	0	1	0	1	5	24	2	1	5	.291
*Mar 19	at Kentucky	26	3	7	2	0	1	1	12	8	2	0	0	0	1	0	1	4	18	10	1	11	.290
Mar 21	ARKANSAS STATE	38	16	18	15	3	0	1	24	5	0	1	0	2	0	3	1	3	27	7	1	8	.300
*Mar 24	VANDERBILT	25	3	6	3	1	0	0	7	4	0	0	1	0	0	0	1	8	21	4	1	5	.298
*Mar 25	VANDERBILT	34	5	11	4	2	0	1	16	2	0	1	0	0	1	0	3	6	27	5	2	5	.299
*Mar 26	VANDERBILT	34	7	9	7	2	0	3	20	4	0	1	0	1	0	0	1	4	27	11	2	5	.298
Mar 28	SAMFORD	34	9	10	7	3	0	0	13	9	0	7	0	0	0	0	0	7	27	12	2	10	.298
Totals		857	210	255	198	50	2	40	429	169	2	43	4	28	9	20	20	166	680	199	37	229	.298



2023 GAME-BY-GAME (PITCHING)

Date	Opponent	ip	h	r	er	bb	so	2b	3b	hr	wp	bk	hbp	dp	ibb	score	w-l	sv	era
Feb 17	VMI	9.0	8	2	1	4	11	2	0	0	1	1	1	2	0	11-2	1-0	0	1.00
Feb 18	VMI	9.0	7	14	11	12	12	1	0	1	1	0	1	0	0	13-14	1-1	0	6.00
Feb 19	VMI	9.0	9	3	3	3	13	2	0	0	2	1	0	0	0	9-3	2-1	0	5.00
Feb 21	ULM	9.0	12	11	8	5	14	2	0	2	1	0	2	0	0	5-11	2-2	0	5.75
Feb 22	ULM	9.0	6	3	2	5	15	0	0	0	0	0	2	0	0	14-3	3-2	0	5.00
Feb 24	ARIZONA STATE	9.0	12	13	13	12	11	0	1	2	1	0	1	0	0	4-13	3-3	0	6.33
Feb 25	ARIZONA STATE	9.0	5	1	1	2	10	0	0	0	1	0	2	0	0	5-1	4-3	1	5.57
Feb 26	ARIZONA STATE	9.0	8	3	3	5	12	0	0	2	0	0	0	0	0	16-3	5-3	1	5.25
Feb 28	vs Southern Miss	9.0	5	9	6	11	12	4	0	0	0	0	1	1	0	10-9	6-3	1	5.33
Mar 3	vs Ohio State	9.0	5	8	4	8	15	2	0	0	2	0	1	2	0	3-8	6-4	1	5.20
Mar 4	vs Oklahoma	9.0	18	15	13	7	7	3	1	2	1	0	1	0	0	9-15	6-5	1	5.91
Mar 5	vs California	9.0	4	4	4	5	10	1	0	2	2	0	2	0	0	8-4	7-5	1	5.75
Mar 7	VALPARAISO	7.0	2	2	2	5	13	0	0	0	2	0	0	0	0	12-2	8-5	1	5.56
Mar 10	LIPSCOMB	9.0	4	2	1	5	11	0	0	0	1	0	3	2	0	8-2	9-5	2	5.23
Mar 11	LIPSCOMB	9.0	5	3	3	3	9	1	0	0	0	0	0	0	0	4-3	10-5	2	5.08
Mar 11	LIPSCOMB	9.0	6	4	1	8	9	2	0	0	0	0	0	0	0	12-4	11-5	2	4.82
Mar 14	vs Nicholls	9.0	10	4	3	6	9	0	0	2	0	0	0	0	0	12-4	12-5	2	4.71
Mar 15	vs Louisiana	9.0	10	2	2	3	12	1	0	0	0	0	0	0	0	4-2	13-5	3	4.56
*Mar 17	at Kentucky	9.2	5	6	6	7	15	1	0	0	3	0	2	0	0	5-6	13-6	3	4.61
*Mar 18	at Kentucky	8.0	10	12	10	8	12	2	0	2	0	0	2	0	0	3-12	13-7	3	4.91
*Mar 19	at Kentucky	6.0	14	17	16	7	3	3	2	3	3	0	2	0	0	3-17	13-8	3	5.54
Mar 21	ARKANSAS STATE	9.0	5	2	0	4	14	2	0	0	1	0	3	1	0	16-2	14-8	3	5.28
*Mar 24	VANDERBILT	7.0	20	26	22	10	8	3	0	5	2	0	3	0	0	3-26	14-9	3	6.09
*Mar 25	VANDERBILT	9.0	16	18	17	7	5	2	0	4	0	0	1	0	1	5-18	14-10	3	6.56
*Mar 26	VANDERBILT	9.0	10	11	10	6	6	2	0	3	2	0	1	1	1	7-11	14-11	3	6.70
Mar 28	SAMFORD	9.0	6	4	2	3	9	0	0	1	0	0	2	0	0	9-4	15-11	4	6.51
Totals		226.2	222	199	164	161	277	36	4	31	26	2	33	9	2	210-199	15-11	4	6.51

2023 GAME-BY-GAME STARTERS (BATTING ORDER)

DATE	OPPONENT	1	2	3	4	5	6	7	8	9	SP
2/17	VMI	Larry	Ledbetter	Jordan	Hines	Alford	Clark	Hancock	Chance	La. Forsythe	Smith
2/18	VMI	Larry	Ledbetter	Jordan	Hines	Alford	Clark	Hancock	Chance	La. Forsythe	Hunt
2/19	VMI	Larry	Ledbetter	Jordan	Hancock	Alford	Clark	Chance	Highfill	La. Forsythe	Gartman
2/21	ULM	Larry	Ledbetter	Jordan	Hines	Alford	Clark	Hancock	Chance	La. Forsythe	Loftin
2/22	ULM	Larry	Ledbetter	Jordan	Hancock	Alford	Hines	Chance	Highfill	La. Forsythe	Cijntje
2/24	Arizona State	Larry	Ledbetter	Chance	Hancock	Alford	Hines	Jordan	Highfill	La. Forsythe	Smith
2/25	Arizona State	Larry	Ledbetter	Jordan	Hancock	Alford	Hines	Clark	Chance	La. Forsythe	Yntema
2/26	Arizona State	Larry	Ledbetter	Jordan	Hancock	Alford	Hines	Clark	Chance	La. Forsythe	Gartman
2/28	vs. Southern Miss. (1)	Larry	Ledbetter	Jordan	Hancock	Alford	Hines	Clark	Highfill	La. Forsythe	Loftin
3/3	vs. Ohio State (3)	Larry	Ledbetter	Jordan	Hancock	Alford	Hines	Clark	Chance	La. Forsythe	Cijntje
3/4	vs. Oklahoma (3)	Larry	Ledbetter	Chance	Hancock	Alford	Hines	Highfill	Clark	La. Forsythe	Yntema
3/5	vs. California (3)	Larry	Ledbetter	Chance	Hancock	Alford	Hines	Highfill	Clark	La. Forsythe	Gartman
3/7	Valpariso	Larry	Ledbetter	Chance	Hancock	Jordan	Hines	Clark	La. Forsythe	Mershon	Loftin
3/10	Lipscomb	Larry	Ledbetter	Chance	Hancock	Highfill	Hines	Clark	La. Forsythe	Mershon	Cijntje
3/11	Lipscomb	Larry	Ledbetter	Chance	Hancock	Hines	Jordan	Clark	La. Forsythe	Mershon	Gartman
3/11	Lipscomb	Larry	Ledbetter	Chance	Hancock	Hines	Highfill	Clark	La. Forsythe	Mershon	Yntema
3/14	vs. Nicholls State (2)	Larry	Ledbetter	Chance	Hancock	Highfill	Hines	Clark	La. Forsythe	Mershon	Loftin
3/15	vs. Louisiana (2)	Larry	Ledbetter	Chance	Hancock	Highfill	Hines	Clark	Alford	La. Forsythe	Holcombe
3/17	at Kentucky*	Larry	Ledbetter	Chance	Hancock	Highfill	Hines	Clark	Alford	La. Forsythe	Cijntje
3/18	at Kentucky*	Larry	Ledbetter	Chance	Hancock	Hines	Hujsak	Clark	Alford	La. Forsythe	Gartman
3/19	at Kentucky*	Larry	Ledbetter	Chance	Hines	Hujsak	Clark	Highfill	Alford	La. Forsythe	Yntema
3/21	Arkansas State	Larry	Ledbetter	Hines	Downs	Clark	Jordan	Hancock	La. Forsythe	Mershon	Loftin
3/24	Vanderbilt*	Larry	Ledbetter	Hines	Chance	Clark	Highfill	Hancock	La. Forsythe	Mershon	Cijntje
3/25	Vanderbilt*	Larry	Ledbetter	Hines	Chance	Clark	Highfill	Hancock	La. Forsythe	Chester	Gartman
3/26	Vanderbilt*	Ledbetter	Larry	Hines	Chance	Clark	Highfill	Hancock	La. Forsythe	Hujsak	Dohm
3/28	Samford	Larry	Ledbetter	Hines	Chance	Hancock	Clark	Hujsak	Jordan	La. Forsythe	Siary
3/30	South Carolina*										
3/31	South Carolina*										
4/1	South Carolina*										
4/4	Grambling										
4/6	at Alabama*										
4/7	at Alabama*										
4/8	at Alabama*										
4/11	at UAB										
4/14	Ole Miss*										
4/15	Ole Miss*										
4/16	Ole Miss*										
4/18	Southern										
4/21	at Auburn*										
4/22	at Auburn*										
4/23	at Auburn*										
4/25	vs. Ole Miss (1)										
4/27	at Tennessee*										
4/28	at Tennessee*										
4/29	at Tennessee*										
5/5	Arkansas*										
5/6	Arkansas*										
5/7	Arkansas*										
5/9	Memphis										
5/12	at LSU*										
5/13	at LSU*										
5/14	at LSU*										
5/16	North Alabama										
5/18	Texas A&M*										
5/19	Texas A&M*										
5/20	Texas A&M*										

* - Southeastern Conference game | (1) - Trustmark Park; Pearl, Miss. | (2) - MGM Park; Biloxi, Miss. | (3) - Riders Field; Frisco, Texas



2023 GAME-BY-GAME STARTERS (POSITION)

DATE	OPPONENT	C	1B	2B	3B	SS	LF	CF	RF	DH	SP
2/17	VMI	Hancock	Hines	Larry	Alford	La. Forsythe	Ledbetter	Jordan	Clark	Chance	Smith
2/18	VMI	Hancock	Hines	Larry	Alford	La. Forsythe	Ledbetter	Jordan	Clark	Chance	Hunt
2/19	VMI	Highfill	Hancock	Larry	Alford	La. Forsythe	Ledbetter	Jordan	Clark	Chance	Gartman
2/21	ULM	Hancock	Hines	Larry	Alford	La. Forsythe	Ledbetter	Jordan	Clark	Chance	Loftin
2/22	ULM	Highfill	Hancock	Larry	Alford	La. Forsythe	Jordan	Ledbetter	Chance	Hines	Cijntje
2/24	Arizona State	Highfill	Hancock	Larry	Alford	La. Forsythe	Jordan	Ledbetter	Chance	Hines	Smith
2/25	Arizona State	Hancock	Hines	Larry	Alford	La. Forsythe	Jordan	Ledbetter	Clark	Chance	Yntema
2/26	Arizona State	Hancock	Hines	Larry	Alford	La. Forsythe	Jordan	Ledbetter	Clark	Chance	Gartman
2/28	vs. Southern Miss. (1)	Highfill	Hancock	Larry	Alford	La. Forsythe	Jordan	Ledbetter	Clark	Hines	Loftin
3/3	vs. Ohio State (3)	Hancock	Hines	Larry	Alford	La. Forsythe	Jordan	Ledbetter	Clark	Chance	Cijntje
3/4	vs. Oklahoma (3)	Highfill	Hancock	Larry	Alford	La. Forsythe	Chance	Ledbetter	Clark	Hines	Yntema
3/5	vs. California (3)	Highfill	Hancock	Larry	Alford	La. Forsythe	Chance	Ledbetter	Clark	Hines	Gartman
3/7	Valpariso	Hancock	Hines	Larry	Mershon	La. Forsythe	Chance	Ledbetter	Clark	Jordan	Loftin
3/10	Lipscomb	Highfill	Hancock	Larry	Mershon	La. Forsythe	Chance	Ledbetter	Clark	Hines	Cijntje
3/11	Lipscomb	Hancock	Hines	Larry	Mershon	La. Forsythe	Chance	Ledbetter	Clark	Jordan	Gartman
3/12	Lipscomb	Highfill	Hancock	Larry	Mershon	La. Forsythe	Chance	Ledbetter	Clark	Hines	Yntema
3/14	vs. Nicholls State (2)	Highfill	Hines	Larry	Mershon	La. Forsythe	Chance	Ledbetter	Clark	Hancock	Loftin
3/15	vs. Louisiana (2)	Highfill	Hancock	Larry	Alford	La. Forsythe	Chance	Ledbetter	Clark	Hines	Holcombe
3/17	at Kentucky*	Highfill	Hancock	Larry	Alford	La. Forsythe	Chance	Ledbetter	Clark	Hines	Cijntje
3/18	at Kentucky*	Hancock	Hines	Larry	Alford	La. Forsythe	Chance	Ledbetter	Clark	Hujsak	Gartman
3/19	at Kentucky*	Highfill	Hines	Larry	Alford	La. Forsythe	Chance	Ledbetter	Clark	Hujsak	Yntema
3/21	Arkansas State	Hancock	Hines	Larry	Mershon	La. Forsythe	Jordan	Ledbetter	Clark	Downs	Loftin
3/24	Vanderbilt*	Highfill	Hancock	Larry	Mershon	La. Forsythe	Chance	Ledbetter	Clark	Hines	Cijntje
3/25	Vanderbilt*	Highfill	Hancock	Larry	Chester	La. Forsythe	Chance	Ledbetter	Clark	Hines	Gartman
3/26	Vanderbilt*	Highfill	Hancock	Larry	Hujsak	La. Forsythe	Chance	Ledbetter	Clark	Hines	Dohm
3/28	Samford	Hancock	Hines	Larry	Hujsak	La. Forsythe	Chance	Ledbetter	Clark	Jordan	Siary
3/30	South Carolina*										
3/31	South Carolina*										
4/1	South Carolina*										
4/4	Grambling										
4/6	at Alabama*										
4/7	at Alabama*										
4/8	at Alabama*										
4/11	at UAB										
4/14	Ole Miss*										
4/15	Ole Miss*										
4/16	Ole Miss*										
4/18	Southern										
4/21	at Auburn*										
4/22	at Auburn*										
4/23	at Auburn*										
4/25	vs. Ole Miss (1)										
4/27	at Tennessee*										
4/28	at Tennessee*										
4/29	at Tennessee*										
5/5	Arkansas*										
5/6	Arkansas*										
5/7	Arkansas*										
5/9	Memphis										
5/12	at LSU*										
5/13	at LSU*										
5/14	at LSU*										
5/16	North Alabama										
5/18	Texas A&M*										
5/19	Texas A&M*										
5/20	Texas A&M*										

* - Southeastern Conference game | (1) - Trustmark Park; Pearl, Miss. | (2) - MGM Park; Biloxi, Miss. | (3) - Riders Field; Frisco, Texas

2023 TV/MEDIA ROSTER



2 | KC Hunt
RHP | L/R | Sr./Jr.
Wyckoff, N.J.



3 | David Mershon
IF | S/R | Fr./Fr.
Taylors, S.C.



4 | Aaron Nixon
RHP | R/R | Jr./Jr.
McAllen, Texas



5 | Aaron Downs
IF/OF | R/R | So./So.
Pella, Iowa



6 | Logan Forsythe
RHP | R/R | Fr./Fr.
D'Iberville, Miss.




7 | Connor Hujsak
IF/OF | R/R | Jr./Jr.
Richland, Miss.



8 | Amani Larry
IF | R/R | Jr./Jr.
Bossier City, La.



9 | Pico Kohn
LHP | L/L | So./So.
Verbena, Ala.



10 | Colton Ledbetter
OF | L/R | Jr./Jr.
Hoover, Ala.



11 | Kellum Clark
OF | L/R | Jr./Jr.
Brandon, Miss.



12 | Evan Siary
RHP | R/R | Fr./Fr.
Columbus, Miss.




13 | Nate Chester
IF | R/R | So./So.
Kansas City, Mo.



14 | Will Gibbs
RHP | R/R | Fr./Fr.
Flowood, Miss.



15 | Cade Smith
RHP | L/R | Jr./Jr.
Southaven, Miss.



16 | Cole Cheatham
LHP | L/L | So./So.
Ardmore, Ala.



17 | Stone Simmons
RHP | R/R | Sr./Jr.
Houston, Texas



19 | Max Miller
LHP | L/L | Fr./Fr.
Vanceville, Miss.




20 | Luke Hancock
C/IF | L/R | Gr./Sr.
Houston, Miss.



21 | Colby Holcombe
RHP | R/R | So./So.
Florence, Ala.



22 | Ross Highfill
C | R/R | Fr./Fr.
Madison, Miss.



24 | Slate Alford
IF | R/R | So./So.
Madison, Ala.



25 | Nate Dohm
RHP | R/R | So./So.
Zionsville, Ind.



26 | Tyson Hardin
RHP | R/R | So./So.
Dover, Fla.



27 | Wil Hoyle
IF | S/R | Gr./Sr.
Durham, N.C.



28 | Bryce Hubbard
C | L/R | Fr./Fr.
Norcross, Ga.



29 | Nate Williams
RHP | R/R | So./So.
Acworth, Ga.



30 | Bradley Loftin
LHP | L/L | Fr./Fr.
Southaven, Miss.



32 | Parker Stinnett
RHP | R/R | Sr./Jr.
Oxford, Miss.



33 | Von Seibert
IF/OF | L/L | Sr./Jr.
Daphne, Ala.



36 | Landon Gartman
RHP | R/R | Sr./Jr.
Bogue Chitto, Miss.



37 | Hollis Porter
IF/OF | L/L | Fr./Fr.
Hurley, Miss.



38 | Bryce Chance
OF | R/R | So./Fr.
Ridgeland, Miss.



39 | Graham Yntema
LHP | L/L | So./So.
Lilburn, Ga.



40 | Ryan Williams
C | S/R | Fr./Fr.
Cypress, Texas



42 | Dakota Jordan
OF | R/R | Fr./Fr.
Canton, Miss.



43 | Lane Forsythe
IF | R/R | Jr./Jr.
Humboldt, Tenn.



44 | Hunter Hines
IF/OF | L/R | So./So.
Madison, Miss.



45 | Tyler Davis
LHP | L/L | Jr./Jr.
Newport News, Va.



48 | Brooks Auger
RHP | R/R | Jr./Jr.
Farmerville, La.



50 | Jurrangelo Cijntje
BHP | S/S | Fr./Fr.
Pembroke Pines, Fla.



55 | Brock Tapper
LHP | L/L | Fr./Fr.
Nesbit, Miss.



PITCHING STAFF PROFILES

2 KC HUNT

RHP | L/R | JR. | 6-3 | 200
WYCKOFF, N.J. / RAMAPO HS

QUICK HITS

SINGLE GAME CAREER HIGHS

Innings	3.0	vs. Long Beach State (2/19/22)
Strikeouts	5	vs. UAB (4/12/22)
Walks	6	vs. VMI (2/18/23)

SPECIALTY STATS

	2023	CAREER GAMES
5+ Strikeout Games	--	1
10+ Strikeout Games	--	--
2 or Fewer Hits Allowed	8	33
Longest Scoreless Innings Stretch	5.1	7.2
Wins in a Row*	--	2

*no decisions do not break a streak

**designates as current

HUNT'S GAME-BY-GAME PITCHING STATS

DATE	OPP	GS	IP	H	R	ER	BB	SO	2B	3B	HR	WP	BK	HBP	W/L	SV	ERA
2/18	VMI	*	2.0	1	5	5	6	4	0	0	0	1	0	0	0/0	0	22.50
2/22	ULM		1.0	0	0	0	0	1	0	0	0	0	0	0	0/0	0	0.00
2/24	Arizona State		1.1	5	6	6	3	3	0	0	0	0	0	0	0/0	0	40.50
3/11	Lipscomb		1.0	0	0	0	0	2	0	0	0	0	0	0	0/0	0	0.00
3/14	Nicholls		2.0	2	0	0	0	1	0	0	0	0	0	0	0/0	0	0.00
3/17	Kentucky		2.0	1	1	1	2	4	1	0	0	1	0	0	0/0	0	4.50
3/21	Arkansas State		0.1	0	0	0	0	1	0	0	0	0	0	0	0/0	0	0.00
3/25	Vanderbilt		2.2	2	5	4	3	2	1	0	0	0	0	0	0/0	0	13.50
3/28	Samford		2.0	0	0	0	0	2	0	0	0	0	0	0	0/0	1	0.00
TOTALS			14.1	12	17	16	14	20	2	0	0	2	0	1	0/0	1	10.05

CAREER PITCHING STATS

YEAR	ERA	W-L	APP	GS	CG	SHO	SV	IP	H	R	ER	BB	SO	BF	B/AVG	WP	HBP
2020	16.20	0-0	1	1	0	0	0	1.2	2	3	3	2	1	10	.400	2	1
2021	4.80	0-0	14	0	0	0	0	15.0	15	10	8	8	14	68	.268	8	2
2022	7.46	2-4	15	1	0	0	1	25.1	27	21	21	13	32	117	.265	3	1
2023	10.05	0-0	9	1	0	0	1	14.1	12	17	16	14	20	72	.211	2	1
TOTAL	7.67	2-4	39	3	0	0	2	56.1	56	51	48	37	67	267	.255	15	5

4 AARON NIXON

RHP | R/R | JR. | 6-0 | 210
MCALLEN, TEXAS / MCALLEN HS / TEXAS

QUICK HITS

- Made his Dawg debut on Feb. 19 against VMI.
- Named to the NCBWA Stopper of the Year Watch List

SINGLE GAME CAREER HIGHS

Innings	2.2	vs. Kansas State (4/16/22)*
Strikeouts	5	vs. Houston (3/6/21)*
Walks	3	vs. Kansas (5/21/22)*

*Career-highs from Texas

SPECIALTY STATS

	2023	CAREER GAMES
5+ Strikeout Games	--	1
10+ Strikeout Games	--	--
2 or Fewer Hits Allowed	4	51
Longest Scoreless Innings Stretch	4.1**	13.0
Wins in a Row*	--	2

*no decisions do not break a streak

**designates as current

NIXON'S GAME-BY-GAME PITCHING STATS

DATE	OPP	GS	IP	H	R	ER	BB	SO	2B	3B	HR	WP	BK	HBP	W/L	SV	ERA
2/19	VMI		1.0	0	0	0	1	3	0	0	0	0	0	0	0/0	0	0.00
3/21	Arkansas State		0.2	0	0	0	0	1	0	0	0	0	0	3	0/0	0	0.00
3/25	Vanderbilt		0.2	0	0	0	2	0	0	0	0	0	0	0	0/0	0	0.00
3/28	Samford		2.0	1	0	0	0	2	0	0	0	0	0	1	0/0	0	0.00
TOTALS			4.1	1	0	0	3	6	0	0	0	0	0	4	0/0	0	0.00

CAREER PITCHING STATS

YEAR	ERA	W-L	APP	GS	CG	SHO	SV	IP	H	R	ER	BB	SO	BF	B/AVG	WP	HBP
2021*	2.12	4-3	27	0	0	0	9	34.0	26	8	8	10	35	140	.211	2	4
2022*	5.04	1-3	26	0	0	0	5	30.1	24	18	17	25	38	145	.214	4	5
2023	0.00	0-0	4	0	0	0	0	4.1	1	0	0	3	6	21	.071	0	4
TOTAL	3.28	5-6	57	0	0	0	14	68.2	51	26	25	38	79	306	.204	6	13



PITCHING STAFF PROFILES

6 LOGAN FORSYTHE

RHP | R/R | FR. | 6-0 | 190
D'IBERVILLE, MISS. / D'IBERVILLE, MISS.

QUICK HITS

- Made his collegiate debut on Feb. 17 against VMI

SINGLE GAME CAREER HIGHS

Innings	1.1	vs. Vanderbilt (3/24/23)
Strikeouts	2	vs. Vanderbilt (3/24/23)
Walks	2	vs. Vanderbilt (3/24/23)

SPECIALTY STATS

	2023	CAREER GAMES
5+ Strikeout Games	--	--
10+ Strikeout Games	--	--
2 or Fewer Hits Allowed	3	3
Longest Scoreless Innings Stretch	2.0	2.0
Wins in a Row*	--	--

*no decisions do not break a streak

**designates as current

FORSYTHE'S GAME-BY-GAME PITCHING STATS

DATE	OPP	GS	IP	H	R	ER	BB	SO	2B	3B	HR	WP	BK	HBP	W/L	SV	ERA
2/17	VMI	1.0	1	0	0	0	2	0	0	0	0	1	0	0	0/0	0	0.00
2/22	ULM	0.2	2	3	2	2	1	0	0	0	0	0	0	1	0/0	0	27.00
3/18	Kentucky	1.0	3	2	2	2	0	0	0	0	1	0	0	0	0/0	0	18.00
3/21	Arkansas State	1.0	1	0	0	0	2	1	0	0	0	0	0	0	0/0	0	0.00
3/24	Vanderbilt	1.1	3	3	3	2	2	0	0	0	0	1	0	0	0/0	0	20.25
TOTALS		5.0	10	8	7	6	7	1	0	1	2	0	1	0/0	0	12.60	

CAREER PITCHING STATS

YEAR	ERA	W-L	APP	GS	CG	SHO	SV	IP	H	R	ER	BB	SO	BF	B/AVG	WP	HBP
2023	12.60	0-0	5	0	0	0	0	5.0	10	8	7	6	7	32	.417	2	1
TOTAL	12.60	0-0	5	0	0	0	0	5.0	10	8	7	6	7	32	.417	2	1

9 PICO KOHN

LHP | L/L | SO. | 6-4 | 200
VERBENA, ALA. / CHILTON COUNTY HS

QUICK HITS

SINGLE GAME CAREER HIGHS

Innings	3.0	vs. Southern (3/23/2022)
Strikeouts	4	vs. Auburn (4/16/22)
Walks	4	vs. Tennessee (5/21/22)

SPECIALTY STATS

	2023	CAREER GAMES
5+ Strikeout Games	--	--
10+ Strikeout Games	--	--
2 or Fewer Hits Allowed	--	16
Longest Scoreless Innings Stretch	--	5
Wins in a Row*	--	1

*no decisions do not break a streak

**designates as current

KOHN'S GAME-BY-GAME PITCHING STATS

DATE	OPP	GS	IP	H	R	ER	BB	SO	2B	3B	HR	WP	BK	HBP	W/L	SV	ERA
TOTALS																	

CAREER PITCHING STATS

YEAR	ERA	W-L	APP	GS	CG	SHO	SV	IP	H	R	ER	BB	SO	BF	B/AVG	WP	HBP
2022	4.91	2-2	21	2	0	0/0	0	36.2	35	24	20	18	35	165	.255	4	4
2023	0.00	0-0	0	0	0	0/0	0	0.0	0	0	0	0	0	0	.000	0	0
TOTAL	4.91	2-2	21	2	0	0	0	36.2	35	24	20	18	35	165	.255	4	4



PITCHING STAFF PROFILES

12 EVAN SIARY

RHP | R/R | FR. | 6-1 | 190
COLUMBUS, MISS. / STARKVILLE ACADEMY

QUICK HITS

- Made his collegiate debut against ULM on Feb. 21.
- Made his first start against Samford on Mar. 28.

SINGLE GAME CAREER HIGHS

Innings	4.1	vs. Kentucky (3/19/23)
Strikeouts	5	vs. ULM (2/21/23)
Walks	3	vs. Ohio State (3/3/23)

SPECIALTY STATS

	2023	CAREER GAMES
5+ Strikeouts	1	1
10+ Strikeouts	--	--
2 or Fewer Hits Allowed	4	4
Longest Scoreless Innings Stretch	6.1	6.1
Wins in a Row*	--	--

*no decisions do not break a streak

**designates as current

SIARY'S GAME-BY-GAME PITCHING STATS

DATE	OPP	GS	IP	H	R	ER	BB	SO	2B	3B	HR	WP	BK	HBP	W/L	SV	ERA
2/21	ULM		3.0	2	3	1	0	5	1	0	0	1	0	0	0/0	0	3.00
2/25	Arizona State		3.1	2	0	0	2	3	0	0	0	0	0	0	0/0	0	0.00
3/3	Ohio State		1.2	2	4	4	3	4	2	0	0	0	0	0	0/1	0	21.60
3/10	Lipscomb		3.0	3	1	0	0	3	0	0	0	0	0	1	0/0	1	0.00
3/14	Nicholls		1.0	2	2	2	0	1	0	0	1	0	0	0	0/0	0	18.00
3/19	Kentucky		4.1	3	2	2	1	1	0	1	1	0	0	2	0/0	0	4.15
3/28	Samford	*	2.0	4	2	2	1	2	0	0	1	0	0	1	0/0	0	9.00
TOTALS			18.1	18	14	11	7	19	3	1	3	1	0	4	0/0	0	5.40

CAREER PITCHING STATS

YEAR	ERA	W-L	APP	GS	CG	SHO	SV	IP	H	R	ER	BB	SO	BF	B/AVG	WP	HBP
2023	5.40	0-1	7	1	0	0	1	18.1	18	14	11	7	19	85	.247	1	4
TOTAL	5.40	0-1	7	1	0	0	1	18.1	18	14	11	7	19	85	.247	1	4

14 WILL GIBBS

RHP | R/R | FR. | 6-3 | 180
FLOWOOD, MISS. / JACKSON PREP

QUICK HITS

- Made his collegiate debut on Feb. 22 against ULM.

SINGLE GAME CAREER HIGHS

Innings	1.1	vs. ULM (2/22/23)
Strikeouts	4	vs. ULM (2/22/23)
Walks	2	vs. Vanderbilt (3/24/23)

SPECIALTY STATS

	2023	CAREER GAMES
5+ Strikeouts	--	--
10+ Strikeouts	--	--
2 or Fewer Hits Allowed	5	5
Longest Scoreless Innings Stretch	4.0	3.0
Wins in a Row*	--	--

*no decisions do not break a streak

**designates as current

GIBBS' GAME-BY-GAME PITCHING STATS

DATE	OPP	GS	IP	H	R	ER	BB	SO	2B	3B	HR	WP	BK	HBP	W/L	SV	ERA
2/22	ULM		1.1	1	0	0	1	4	0	0	0	0	0	0	0/0	0	0.00
2/26	Arizona State		1.0	1	0	0	1	2	0	0	0	0	0	0	0/0	0	0.00
3/11	Lipscomb		0.2	1	0	0	2	1	1	0	0	0	0	0	0/0	0	0.00
3/18	Kentucky		1.0	0	0	0	1	1	0	0	0	0	0	0	0/0	0	0.00
3/24	Vanderbilt		0.0	0	3	3	2	0	0	0	0	0	0	1	0/0	0	99.00
TOTALS			4.0	3	3	3	7	8	1	0	0	0	0	1	0/0	0	6.75

CAREER PITCHING STATS

YEAR	ERA	W-L	APP	GS	CG	SHO	SV	IP	H	R	ER	BB	SO	BF	B/AVG	WP	HBP
2023	6.75	0-0	5	0	0	0	0	4.0	3	3	3	7	8	23	.200	0	1
TOTAL	6.75	0-0	5	0	0	0	0	4.0	3	3	3	7	8	23	.200	0	1



PITCHING STAFF PROFILES

15 CADE SMITH

RHP | L/R | JR. | 6-1 | 190
SOUTHAVEN, MISS. / DESOTO CENTRAL HS

QUICK HITS

SINGLE GAME CAREER HIGHS

Innings	7.0	vs. Florida (5/8/22)
Strikeouts	7	vs. Florida (5/8/22)
Walks	5	vs. LSU (4/10/22)

SPECIALTY STATS

	2023	CAREER GAMES
5+ Strikeouts	1	11
10+ Strikeouts	--	--
2 or Fewer Hits Allowed	1	14
Longest Scoreless Innings Stretch	4.0	8.1
Wins in a Row*	1	4

*no decisions do not break a streak

**designates as current

SMITH'S GAME-BY-GAME PITCHING STATS

DATE	OPP	GS	IP	H	R	ER	BB	SO	2B	3B	HR	WP	BK	HBP	W/L	SV	ERA
2/17	VMI	*	4.0	2	0	0	2	5	1	0	0	0	0	1	1/0	0	0.00
2/24	Arizona State	*	3.0	3	7	7	6	2	0	0	2	0	0	1	0/1	0	21.00
TOTALS			7.0	5	7	7	8	7	1	0	2	0	0	2	1/1	0	9.00

CAREER PITCHING STATS

YEAR	ERA	W-L	APP	GS	CG	SHO	SV	IP	H	R	ER	BB	SO	BF	B/AVG	WP	HBP
2021	2.40	3-0	10	1	0	0	0	15.0	6	5	4	10	20	63	.115	0	1
2022	3.86	4-4	14	14	0	0	0	72.1	61	37	31	36	66	321	.221	6	5
2023	9.00	1-1	2	2	0	0	0	7.0	5	7	8	7	36	.208	0	2	
TOTAL	4.01	8-5	26	17	0	0	0	94.1	72	49	42	54	93	420	.205	6	8

16 COLE CHEATHAM

LHP | L/L | SO. | 6-3 | 185
ARDMORE ALA. / ARDMORE HS

QUICK HITS

SINGLE GAME CAREER HIGHS

Innings	3.0	vs. Samford (5/10/22)
Strikeouts	4	vs. Tennessee (5/19/22)
Walks	4	vs. Arkansas (4/1/22)

SPECIALTY STATS

	2023	CAREER GAMES
5+ Strikeouts	--	--
10+ Strikeouts	--	--
2 or Fewer Hits Allowed	2	9
Longest Scoreless Innings Stretch	3.0**	8
Wins in a Row*	--	--

*no decisions do not break a streak

**designates as current

CHEATHAM'S GAME-BY-GAME PITCHING STATS

DATE	OPP	GS	IP	H	R	ER	BB	SO	2B	3B	HR	WP	BK	HBP	W/L	SV	ERA
2/24	Arizona State		1.0	0	0	0	1	2	0	0	0	1	0	0	0/0	0	0.00
3/21	Arkansas State		2.0	1	2	0	2	1	1	0	0	0	0	0	0/0	0	0.00
TOTALS			1.0	0	0	0	1	2	0	0	0	1	0	0	0/0	0	0.00

CAREER PITCHING STATS

YEAR	ERA	W-L	APP	GS	CG	SHO	SV	IP	H	R	ER	BB	SO	BF	B/AVG	WP	HBP
2022	9.24	0-0	10	1	0	0	0	12.2	17	13	13	12	18	70	.304	2	2
2023	0.00	0-0	2	0	0	0	0	3.0	18	15	0	3	3	1	.100	1	0
TOTAL	7.47	0-0	12	1	0	0	0	15.2	18	15	13	15	21	71	.273	3	2



PITCHING STAFF PROFILES

17 STONE SIMMONS

RHP | R/R | JR. | 6-4 | 235
HOUSTON, TEXAS / THE KINKAID SCHOOL / FURMAN

QUICK HITS

SINGLE GAME CAREER HIGHS

Innings	7.0	vs. Fordham (2/28/20)*
Strikeouts	8	vs. Fordham (2/28/20)*
Walks	3	vs. Campbell (3/6/20)*

*Career-highs from Furman

SPECIALTY STATS

	2023	CAREER GAMES
5+ Strikeouts	--	2
10+ Strikeouts	--	--
2 or Fewer Hits Allowed	--	17
Longest Scoreless Innings Stretch	--	5.2
Wins in a Row*	--	1

*no decisions do not break a streak

**designates as current

SIMMONS' GAME-BY-GAME PITCHING STATS

DATE	OPP	GS	IP	H	R	ER	BB	SO	2B	3B	HR	WP	BK	HBP	W/L	SV	ERA
------	-----	----	----	---	---	----	----	----	----	----	----	----	----	-----	-----	----	-----

TOTALS

CAREER PITCHING STATS

YEAR	ERA	W-L	APP	GS	CG	SHO	SV	IP	H	R	ER	BB	SO	BF	B/AVG	WP	HBP
2020	2.91	0-3	4	4	0	0	0	21.2	23	11	7	6	17	96	.271	3	2
2021	4.81	1-1	19	0	0	0	2	24.1	22	15	13	8	29	104	.234	2	1
2022	0.00	0-0	3	0	0	0	0	4.1	0	0	0	0	6	13	.000	0	0
2023	0.00	0-0	0	0	0	0	0	0.0	0	0	0	0	0	0	.000	0	0
TOTAL	3.91	1-4	26	4	0	0	2	46.0	45	26	20	14	46	213	.230	5	3

* Statistics from Furman

19 MAX MILLER

LHP | L/L | FR. | 6-1 | 205
VANCELEAVE, MISS. / VANCELEAVE HS

QUICK HITS

SINGLE GAME CAREER HIGHS

Innings	--	--
Strikeouts	--	--
Walks	--	--

SPECIALTY STATS

	2023	CAREER GAMES
5+ Strikeouts	--	--
10+ Strikeouts	--	--
2 or Fewer Hits Allowed	--	--
Longest Scoreless Innings Stretch	--	--
Wins in a Row*	--	--

*no decisions do not break a streak

**designates as current

MILLER'S GAME-BY-GAME PITCHING STATS

DATE	OPP	GS	IP	H	R	ER	BB	SO	2B	3B	HR	WP	BK	HBP	W/L	SV	ERA
------	-----	----	----	---	---	----	----	----	----	----	----	----	----	-----	-----	----	-----

TOTALS

CAREER PITCHING STATS

YEAR	ERA	W-L	APP	GS	CG	SHO	SV	IP	H	R	ER	BB	SO	BF	B/AVG	WP	HBP
2023	0.00	0-0	0	0	0	0/0	0	0.0	0	0	0	0	0	0	.000	0	0
TOTAL	0.00	0-0	0	0	0	0/0	0	0.0	0	0	0	0	0	0	.000	0	0



PITCHING STAFF PROFILES

21 COLBY HOLCOMBE

RHP | R/R | SO. | 6-6 | 250
FLORENCE, ALA. / CENTRAL HS / NE MISSISSIPPI CC

QUICK HITS

- Tallied five strikeouts against Ohio State, a season-high
- Earned first start of the season and first win against Louisiana

SINGLE GAME CAREER HIGHS

Innings	4.0	vs. Louisiana (3/15/23)
Strikeouts	5	vs. Louisiana (3/15/23)
Walks	3	vs. Ohio State (3/3/23)

SPECIALTY STATS

	2023	CAREER GAMES
5+ Strikeouts	2	2
10+ Strikeouts	--	--
2 or Fewer Hits Allowed	8	8
Longest Scoreless Innings Stretch	3.1**	3.1
Wins in a Row*	1**	1

*no decisions do not break a streak

**designates as current

HOLCOMBE'S GAME-BY-GAME PITCHING STATS

DATE	OPP	GS	IP	H	R	ER	BB	SO	2B	3B	HR	WP	BK	HBP	W/L	SV	ERA
2/18	VMI	0.1	0	3	3	3	1	0	0	0	0	0	0	0	0/0	0	81.00
2/22	ULM	1.0	0	0	0	1	1	0	0	0	0	0	0	0	0/0	0	0.00
2/26	Arizona State	1.0	2	1	1	0	1	0	0	0	1	0	0	0	0/0	0	9.00
3/3	Ohio State	2.1	1	3	0	3	5	0	0	0	0	0	0	0	0/0	0	0.00
3/7	Valparaiso	1.0	0	0	0	0	2	0	0	0	0	0	0	0	0/0	0	0.00
3/11	Lipscomb	0.1	0	1	0	1	0	0	0	0	0	0	0	0	0/0	0	0.00
3/15	Louisiana	*	4.0	3	1	1	1	5	0	0	0	0	0	0	1/0	0	2.25
3/19	Kentucky	0.1	2	3	3	2	1	0	1	0	1	0	0	0	0/0	0	81.00
3/26	Vanderbilt	3.1	1	0	0	3	3	0	0	0	0	0	0	0	0/0	0	0.00
TOTALS		13.2	9	12	8	14	19	0	1	1	1	0	0	0	1/0	0	5.27

CAREER PITCHING STATS

YEAR	ERA	W-L	APP	GS	CG	SHO	SV	IP	H	R	ER	BB	SO	BF	B/AVG	WP	HBP
2023	5.27	1-0	9	1	0	0	0	13.2	9	12	8	14	19	64	.184	1	0
TOTAL	5.27	1-0	9	1	0	0	0	13.2	9	12	8	14	19	64	.184	1	0

25 NATE DOHM

RHP | R/R | SO. | 6-4 | 210
ZIONSVILLE, IND. / ZIONSVILLE HS / BALL STATE

QUICK HITS

- 2023 Frisco Classic All-Tournament selection
- Named to the NCBWA Stopper of the Year Watch List
- Earned his second save of the season against Louisiana
- Has three or more strikeouts in his last six appearances
- Earned his first start of the season against Vanderbilt on Mar. 26

SINGLE GAME CAREER HIGHS

Innings	7.0	vs. Miami (5/21/22)*
Strikeouts	13	vs. Miami (5/21/22)*
Walks	4	vs. Central Michigan (5/28/22)*

*Career-highs from Ball State

SPECIALTY STATS

	2023	CAREER GAMES
5+ Strikeouts	2	5
10+ Strikeouts	--	1
2 or Fewer Hits Allowed	7	17
Longest Scoreless Innings Stretch	7.2	7.2
Wins in a Row*	3	3

DOHM'S GAME-BY-GAME PITCHING STATS

DATE	OPP	GS	IP	H	R	ER	BB	SO	2B	3B	HR	WP	BK	HBP	W/L	SV	ERA
2/17	VMI	1.2	0	0	0	1	0	0	0	0	0	0	0	0	0/0	0	0.00
2/18	VMI	2.2	3	2	0	0	1	1	0	0	0	0	0	0	0/1	0	0.00
2/25	Arizona State	0.2	0	0	0	0	1	0	0	0	0	0	0	0	0/0	1	0.00
2/28	Southern Miss	2.1	1	1	0	1	4	1	0	0	0	0	0	0	1/0	0	0.00
3/5	California	5.0	1	0	0	1	6	0	0	0	0	0	0	1	1/0	0	0.00
3/11	Lipscomb	3.0	2	1	1	1	3	1	0	0	0	0	0	0	1/0	0	3.00
3/15	Louisiana	1.1	1	0	0	0	3	1	0	0	0	0	0	0	0/0	1	0.00
3/17	Kentucky	2.2	2	1	1	0	5	0	0	0	2	0	0	0	0/1	0	3.37
3/26	Vanderbilt	*	5.1	8	8	7	2	3	2	0	2	1	0	0	0/1	0	11.81
TOTALS			24.2	18	13	9	6	26	6	0	2	3	0	1	3/3	2	3.28

CAREER PITCHING STATS

YEAR	ERA	W-L	APP	GS	CG	SHO	SV	IP	H	R	ER	BB	SO	BF	B/AVG	WP	HBP
2022*	5.71	4-3	15	3	1	0	2	41.0	32	29	26	26	56	182	.218	7	5
2023	3.28	3-3	9	1	0	0	2	24.2	18	13	9	6	26	100	.200	3	1
TOTAL	4.80	7-6	24	4	1	0	4	64.2	50	42	35	32	82	282	.215	10	6

*Statistics from Ball State



PITCHING STAFF PROFILES

26 TYSON HARDIN

RHP | R/R | SO. | 6-2 | 185
DOVER, FLA. / STRAWBERRY CREST HS / DAYTON STATE COLLEGE

QUICK HITS

SINGLE GAME CAREER HIGHS

Innings	2.0	vs. Southern Miss (2/28/23)
Strikeouts	2	vs. Southern Miss (2/28/23)
Walks	2	vs. Vanderbilt (3/24/23)

SPECIALTY STATS

	2023	CAREER GAMES
5+ Strikeouts	--	--
10+ Strikeouts	--	--
2 or Fewer Hits Allowed	3	3
Longest Scoreless Innings Stretch	2.0	2.0
Wins in a Row*	--	--

*no decisions do not break a streak

**designates as current

HARDIN'S GAME-BY-GAME PITCHING STATS

DATE	OPP	GS	IP	H	R	ER	BB	SO	2B	3B	HR	WP	BK	HBP	W/L	SV	ERA
2/17	VMI	1.0	0	0	0	0	0	1	0	0	0	0	0	0	0/0	0	0.00
2/19	VMI	1.0	1	0	0	0	1	0	0	0	0	0	0	0	0/0	0	0.00
2/21	ULM	0.1	4	3	3	1	1	0	0	1	0	0	0	0	0/0	0	81.00
2/28	Southern Miss	2.0	0	0	0	0	2	2	0	0	0	0	0	0	0/0	0	0.00
3/4	Oklahoma	1.1	7	4	4	1	1	1	1	1	1	0	0	0	0/0	0	27.00
3/15	Louisiana	1.2	4	1	1	0	2	0	0	0	0	0	0	0	0/0	0	5.40
3/19	Kentucky	1.0	5	5	5	0	1	2	0	1	1	0	0	0	0/0	0	45.00
3/24	Vanderbilt	1.1	6	6	6	2	1	0	0	2	0	0	0	0	0/0	0	40.50
TOTALS		9.2	27	19	19	6	10	3	1	5	1	0	0	0	0/0	0	17.69

CAREER PITCHING STATS

YEAR	ERA	W-L	APP	GS	CG	SHO	SV	IP	H	R	ER	BB	SO	BF	B/AVG	WP	HBP
2023	17.69	0-0	8	0	0	0	0	9.2	27	19	19	6	10	62	.491	1	0
TOTAL	17.69	0-0	8	0	0	0	0	9.2	27	19	19	6	10	62	.491	1	0

29 NATE WILLIAMS

RHP | R/R | SO. | 6-3 | 230
ACWORTH, GA. / NORTH COBB HS / FLORENCE DARLINGTON CC

QUICK HITS

SINGLE GAME CAREER HIGHS

Innings	--	--
Strikeouts	--	--
Walks	--	--

SPECIALTY STATS

	2023	CAREER GAMES
5+ Strikeouts	--	--
10+ Strikeouts	--	--
2 or Fewer Hits Allowed	--	--
Longest Scoreless Innings Stretch	--	--
Wins in a Row*	--	--

*no decisions do not break a streak

**designates as current

WILLIAMS' GAME-BY-GAME PITCHING STATS

DATE	OPP	GS	IP	H	R	ER	BB	SO	2B	3B	HR	WP	BK	HBP	W/L	SV	ERA
TOTALS																	

CAREER PITCHING STATS

YEAR	ERA	W-L	APP	GS	CG	SHO	SV	IP	H	R	ER	BB	SO	BF	B/AVG	WP	HBP
2023	0.00	0-0	0	0	0	0/0	0	0.0	0	0	0	0	0	0	.000	0	0
TOTAL	0.00	0-0	0	0	0	0/0	0	0.0	0	0	0	0	0	0	.000	0	0

PITCHING STAFF PROFILES

30 BRADLEY LOFTIN

LHP | L/L | FR. | 6-3 | 197
SOUTHAVEN, MISS. / DESOTO CENTRAL HS

QUICK HITS

- Tallied career-highs in IP, and Ks against Valparaiso (March 7).

SINGLE GAME CAREER HIGHS

Innings	6.0	vs. Valparaiso (3/3/23)
Strikeouts	11	vs. Valparaiso (3/3/23)
Walks	6	vs. Nicholls (3/14/23)

SPECIALTY STATS

	2023	CAREER GAMES
5+ Strikeouts	5	5
10+ Strikeouts	1	1
2 or Fewer Hits Allowed	4	4
Longest Scoreless Innings Stretch	6.0**	6.0
Wins in a Row*	2**	2

*no decisions do not break a streak

**designates as current

LOFTIN'S GAME-BY-GAME PITCHING STATS

DATE	OPP	GS	IP	H	R	ER	BB	SO	2B	3B	HR	WP	BK	HBP	W/L	SV	ERA
2/19	VMI		1.0	0	0	0	1	0	0	0	0	0	0	0	0/0	0	0.00
2/21	ULM	*	4.0	2	1	0	4	8	0	0	0	0	0	1	0/1	0	0.00
2/28	Southern Miss	*	4.0	2	4	3	6	5	1	0	0	0	0	1	0/0	0	6.75
3/7	Valparaiso	*	6.0	2	2	2	5	11	0	0	0	2	0	0	1/0	0	3.00
3/14	Nicholls	*	4.0	3	2	1	6	6	0	0	1	0	0	0	0/0	0	2.25
3/21	Arkansas State	*	5.0	3	0	0	2	9	0	0	0	1	0	0	1/0	0	0.00
TOTALS			24.0	12	9	6	24	39	1	0	1	3	0	2	2/1	0	2.25

CAREER PITCHING STATS

YEAR	ERA	W-L	APP	GS	CG	SHO	SV	IP	H	R	ER	BB	SO	BF	B/AVG	WP	HBP
2023	2.25	2-1	6	5	0	0	0	24.0	12	9	6	24	39	109	.148	3	2
TOTAL	2.25	2-1	6	5	0	0	0	24.0	12	9	6	24	39	109	.148	3	2

32 PARKER STINNETT

RHP | R/R | JR. | 6-2 | 190
OXFORD, MISS. / OXFORD HS / NW MISSISSIPPI CC

QUICK HITS

SINGLE GAME CAREER HIGHS

Innings	6.0	vs. Princeton (3/13/22)
Strikeouts	12	vs. Princeton (3/13/22)
Walks	8	vs. Georgia (3/19/22)

SPECIALTY STATS

	2023	CAREER GAMES
5+ Strikeouts	--	4
10+ Strikeouts	--	2
2 or Fewer Hits Allowed	1	26
Longest Scoreless Innings Stretch	--	8.2
Wins in a Row*	--	3

*no decisions do not break a streak

**designates as current

STINNETT'S GAME-BY-GAME PITCHING STATS

DATE	OPP	GS	IP	H	R	ER	BB	SO	2B	3B	HR	WP	BK	HBP	W/L	SV	ERA
2/18	VMI		1.2	2	2	1	0	2	0	0	0	0	0	1	0/0	0	5.40
TOTALS			1.2	2	2	1	0	2	0	0	0	0	0	1	0/0	0	5.40

CAREER PITCHING STATS

YEAR	ERA	W-L	APP	GS	CG	SHO	SV	IP	H	R	ER	BB	SO	BF	B/AVG	WP	HBP
2021	2.41	1-0	17	1	0	0	1	18.2	8	5	5	16	31	84	.125	7	4
2022	6.12	4-1	12	6	0	0	0	32.1	27	23	22	26	49	150	.229	7	3
2023	5.40	0-0	1	0	0	0	0	1.2	2	2	1	0	2	8	.400	0	1
TOTAL	4.78	5-1	30	7	0	0	1	52.2	37	30	28	42	82	242	.198	14	8



PITCHING STAFF PROFILES

36 LANDON GARTMAN

RHP | R/R | JR. | 6-0 | 215
BOGUE CHITTO, MISS. / ENTERPRISE HS / MEMPHIS

QUICK HITS

- 2023 Preseason SEC Pitcher of the Year Watchlist

SINGLE GAME CAREER HIGHS

Innings	8.0	vs. East Carolina (5/6/22)*
Strikeouts	10	vs. Tulane (5/19/22)*
Walks	4	vs. Kentucky (3/18/23)

*Career-highs from Memphis

SPECIALTY STATS

	2023	CAREER GAMES
5+ Strikeouts	4	16
10+ Strikeouts	--	2
2 or Fewer Hits Allowed	--	6
Longest Scoreless Innings Stretch	5.2	14.1
Wins in a Row*	1	5

*no decisions do not break a streak

**designates as current

GARTMAN'S GAME-BY-GAME PITCHING STATS

DATE	OPP	GS	IP	H	R	ER	BB	SO	2B	3B	HR	WP	BK	HBP	W/L	SV	ERA
2/19	VMI	*	5.0	6	3	3	1	8	2	0	0	2	1	0	0/0	0	5.40
2/26	Arizona State	*	5.0	4	2	2	3	7	0	0	1	0	0	0	1/0	0	3.60
3/5	California	*	4.0	3	4	4	4	4	1	0	2	2	0	1	0/0	0	9.00
3/11	Lipscomb	*	6.0	3	2	2	2	6	0	0	0	0	0	0	0/0	0	3.00
3/18	Kentucky	*	4.0	3	8	7	4	7	1	0	1	0	0	2	0/1	0	15.75
3/25	Vanderbilt	*	5.2	10	8	8	1	3	1	0	4	0	0	0	0/1	0	12.71
TOTALS			29.2	29	27	26	15	35	5	0	8	4	1	3	1/2	0	7.89

CAREER PITCHING STATS

YEAR	ERA	W-L	APP	GS	CG	SHO	SV	IP	H	R	ER	BB	SO	BF	B/AVG	WP	HBP
2022*	3.56	7-2	15	13	0	0	1	86.0	54	35	34	29	94	343	.175	5	3
2023	7.89	1-2	6	6	0	0	0	29.2	29	27	26	15	35	139	.246	4	3
TOTAL	4.67	8-4	21	19	0	0	1	115.2	83	62	60	44	129	482	.195	9	6

* Statistics from Memphis

39 GRAHAM YNTEMA

LHP | L/L | SO. | 6-3 | 200
LILBURN, GA. / PARKVIEW HS / LAWSON STATE CC

QUICK HITS

- Earned first start of the season against Arizona State (Feb. 25).

SINGLE GAME CAREER HIGHS

Innings	5.0	vs. Arizona State (2/25/23)
Strikeouts	6	vs. Arizona State (2/25/23)
Walks	5	vs. Oklahoma (3/4/23)

SPECIALTY STATS

	2023	CAREER GAMES
5+ Strikeouts	2	2
10+ Strikeouts	--	--
2 or Fewer Hits Allowed	5	5
Longest Scoreless Innings Stretch	4.2	4.2
Wins in a Row*	1	1

*no decisions do not break a streak

**designates as current

YNTEMA'S GAME-BY-GAME PITCHING STATS

DATE	OPP	GS	IP	H	R	ER	BB	SO	2B	3B	HR	WP	BK	HBP	W/L	SV	ERA
2/17	VMI		1.1	5	2	1	1	3	1	0	0	0	1	0	0/0	0	6.75
2/22	ULM		1.0	1	0	0	0	1	0	0	0	0	0	0	0/0	0	0.00
2/25	Arizona State	*	5.0	3	1	1	0	6	0	0	0	1	0	2	1/0	0	1.80
3/4	vs. Oklahoma	*	2.2	5	7	7	5	3	0	0	1	0	0	0	0/1	0	23.62
3/11	Lipscomb	*	5.1	3	3	1	3	5	0	0	0	0	0	0	0/0	0	1.69
3/19	Kentucky	*	0.0	1	4	3	3	0	0	0	0	0	0	0	0/1	0	99.00
3/24	Vanderbilt		0.1	0	0	0	0	0	0	0	0	0	0	0	0/0	0	0.00
3/26	Vanderbilt		0.1	1	3	3	1	0	0	0	1	1	0	1	0/0	0	81.00
3/28	Samford		2.0	0	1	0	2	2	0	0	0	0	0	0	0/0	0	0.00
TOTALS			18.0	19	21	16	15	20	1	0	2	2	1	3	1/2	0	8.00

CAREER PITCHING STATS

YEAR	ERA	W-L	APP	GS	CG	SHO	SV	IP	H	R	ER	BB	SO	BF	B/AVG	WP	HBP
2023	8.00	1-2	9	4	0	0	0	18.0	19	21	16	15	20	89	.271	2	3
TOTAL	8.00	1-2	9	4	0	0	0	18.0	19	21	16	15	20	89	.271	2	3



PITCHING STAFF PROFILES

45 TYLER DAVIS

LHP | L/L | JR. | 6-2 | 210
NEWPORT NEWS, VA. / MENCHVILLE HS / VCU

QUICK HITS

SINGLE GAME CAREER HIGHS

Innings	6.0	vs. George Mason (4/2/22)*
Strikeouts	7	vs. Dayton (4/29/22)*
Walks	4	vs. Davidson (5/27/22)*

*Career-highs from VCU

SPECIALTY STATS

	2023	CAREER GAMES
5+ Strikeouts	--	10
10+ Strikeouts	--	--
2 or Fewer Hits Allowed	5	13
Longest Scoreless Innings Stretch	3.2	14
Wins in a Row*	1**	4

*no decisions do not break a streak

**designates as current

DAVIS' GAME-BY-GAME PITCHING STATS

DATE	OPP	GS	IP	H	R	ER	BB	SO	2B	3B	HR	WP	BK	HBP	W/L	SV	ERA
2/18	VMI	2.1	1	2	2	3	4	0	0	0	1	0	0	0	0/0	0	7.71
2/21	ULM	0.2	4	4	4	0	0	1	0	1	0	0	0	1	0/0	0	54.00
2/26	Arizona State	2.0	1	0	0	1	2	0	0	0	0	0	0	0	0/0	0	0.00
2/28	Southern Miss	0.2	2	4	3	2	1	2	0	0	0	0	0	0	0/0	0	40.50
3/4	Oklahoma	5.0	6	4	2	1	3	2	0	0	0	1	0	1	0/0	0	3.60
3/11	Lipscomb	1.1	0	0	0	2	1	1	0	0	0	0	0	0	1/0	0	0.00
3/15	Louisiana	2.0	2	0	0	2	2	0	0	0	0	0	0	0	0/0	0	0.00
3/19	Kentucky	0.1	3	3	3	1	0	1	0	1	1	1	0	0	0/0	0	81.00
3/25	Vanderbilt	0.0	4	5	5	1	0	0	0	0	0	0	0	0	0/0	0	99.00
TOTALS		14.1	24	22	19	13	13	7	0	3	2	0	2	2	1/0	0	11.93

CAREER PITCHING STATS

YEAR	ERA	W-L	APP	GS	CG	SHO	SV	IP	H	R	ER	BB	SO	BF	B/AVG	WP	HBP
2021*	4.86	9-2	21	0	0	0	5	53.2	55	35	29	27	53	246	.267	1	6
2022*	3.60	5-3	17	15	0	0	0	60.0	47	26	24	21	63	255	.210	2	6
2023	11.93	1-0	9	0	0	0	0	14.1	24	22	19	13	13	84	.358	2	2
TOTAL	5.06	15-5	47	0	0	0	5	128.0	126	83	72	61	129	585	.254	5	14

* Statistics from VCU

48 BROOKS AUGER

RHP | R/R | JR. | 6-5 | 205
FARMERVILLE, LA. / CEDAR CREEK HS / HINDS CC

QUICK HITS

SINGLE GAME CAREER HIGHS

Innings	3.1	vs. Arkansas (4/3/22)
Strikeouts	4	vs. Southern (3/23/22)
Walks	3	vs. Arkansas (4/3/22)

SPECIALTY STATS

	2023	CAREER GAMES
5+ Strikeouts	--	--
10+ Strikeouts	--	--
2 or Fewer Hits Allowed	--	--
Longest Scoreless Innings Stretch	--	12
Wins in a Row*	--	2

*no decisions do not break a streak

**designates as current

AUGER'S GAME-BY-GAME PITCHING STATS

DATE	OPP	GS	IP	H	R	ER	BB	SO	2B	3B	HR	WP	BK	HBP	W/L	SV	ERA
TOTALS																	

CAREER PITCHING STATS

YEAR	ERA	W-L	APP	GS	CG	SHO	SV	IP	H	R	ER	BB	SO	BF	B/AVG	WP	HBP
2022	3.05	2-0	16	0	0	0	0	20.2	16	10	7	12	27	90	.219	0	1
2023	0.00	0-0	0	0	0	0	0	0.0	0	0	0	0	0	0	.000	0	0
TOTAL	3.05	2-0	16	0	0	0	0	20.2	16	10	7	12	27	90	.219	0	1



PITCHING STAFF PROFILES

50 JURRANGELO CIJNTJE

BHP | S/S | FR. | 5-11 | 170
PEMBROKE PINES, FLA. / CHAMPAGNT CATHOLIC HS

QUICK HITS

- Made collegiate debut on Feb. 19 against VMI
- Earned first start against ULM on Feb. 22

SINGLE GAME CAREER HIGHS

Innings	6.0	vs. Lipscomb (3/10/23)
Strikeouts	8	vs. Lipscomb (3/10/23)
Walks	5	vs. Kentucky (3/17/23)

SPECIALTY STATS

	2023	CAREER GAMES
5+ Strikeouts	3	3
10+ Strikeouts	--	--
2 Or Fewer Hits Allowed	6	6
Longest Scoreless Innings Stretch	8.1	8.1
Wins in a Row*	3	3

*no decisions do not break a streak

**designates as current

CIJNTJE'S GAME-BY-GAME PITCHING STATS

DATE	OPP	GS	IP	H	R	ER	BB	SO	2B	3B	HR	WP	BK	HBP	W/L	SV	ERA
2/19	VMI		1.0	2	0	0	0	1	0	0	0	0	0	0	1/0	0	0.00
2/22	ULM	*	4.0	1	0	0	1	7	0	0	0	0	0	1	1/0	0	0.00
3/3	Ohio State	*	4.0	1	1	0	2	4	0	0	0	1	0	1	0/0	0	0.00
3/10	Lipscomb	*	6.0	1	1	1	5	8	0	0	0	1	0	2	1/0	0	1.50
3/17	Kentucky	*	5.0	2	4	4	5	6	0	0	0	0	0	2	0/0	0	7.20
3/24	Vanderbilt	*	2.2	5	8	6	2	4	1	0	2	1	0	2	0/1	0	20.25
TOTALS			22.2	12	14	11	15	30	1	0	2	3	0	8	3/1	0	4.37

CAREER PITCHING STATS

YEAR	ERA	W-L	APP	GS	CG	SHO	SV	IP	H	R	ER	BB	SO	BF	B/AVG	WP	HBP
2023	4.37	3-1	6	5	0	0	0	22.2	12	14	11	15	30	100	.164	3	8
TOTAL	4.37	3-1	6	5	0	0	0	22.2	12	14	11	15	30	100	.164	3	8

55 BROCK TAPPER

LHP | L/L | FR. | 6-1 | 185
NESBIT, MISS. / DESOTO CENTRAL HS

QUICK HITS

- Made his collegiate debut against ULM on Feb. 21.

SINGLE GAME CAREER HIGHS

Innings	3.2	vs. Arizona State (2/24/23)
Strikeouts	4	vs. Kentucky (3/18/23)
Walks	2	vs. Vanderbilt (3/24/23)

SPECIALTY STATS

	2023	CAREER GAMES
5+ Strikeouts	--	--
10+ Strikeouts	--	--
2 Or Fewer Hits Allowed	4	4
Longest Scoreless Innings Stretch	8.0	8.0
Wins in a Row*	2**	2

*no decisions do not break a streak

**designates as current

TAPPER'S GAME-BY-GAME PITCHING STATS

DATE	OPP	GS	IP	H	R	ER	BB	SO	2B	3B	HR	WP	BK	HBP	W/L	SV	ERA
2/21	ULM		1.0	0	0	0	0	0	0	0	0	0	0	0	0/0	0	0.00
2/24	Arizona State		3.2	4	0	0	2	4	0	1	0	0	0	0	0/0	0	0.00
3/3	Ohio State		1.0	1	0	0	0	2	0	0	0	1	0	0	0/0	0	0.00
3/11	Lipscomb		0.1	1	0	0	0	0	0	0	0	0	0	0	0/0	0	0.00
3/14	Nicholls		2.0	3	0	0	0	1	0	0	0	0	0	0	1/0	0	0.00
3/18	Kentucky		2.0	4	2	1	1	4	1	0	0	0	0	0	0/0	0	4.50
3/24	Vanderbilt		1.1	6	6	4	2	1	2	0	1	0	0	0	0/0	0	27.00
3/28	Samford		1.0	1	1	0	0	1	0	0	0	0	0	0	1/0	0	0.00
TOTALS			12.1	20	9	5	5	13	3	1	1	1	0	0	2/0	0	3.65

CAREER PITCHING STATS

YEAR	ERA	W-L	APP	GS	CG	SHO	SV	IP	H	R	ER	BB	SO	BF	B/AVG	WP	HBP
2023	3.65	2-0	8	0	0	0	0	12.1	20	9	5	5	13	62	.351	1	0
TOTAL	3.65	2-0	8	0	0	0	0	12.1	20	9	5	5	13	62	.351	1	0

HITTER PROFILES

3 DAVID MERSHON

INF | S/R | FR. | 5-8 | 165
TAYLORS, S.C. / EASTSIDE HS

QUICK HITS

- Made his collegiate debut on March 7 against Valparaiso
- Collected his first collegiate hit against Valparaiso (March 7)

SINGLE GAME CAREER HIGHS

At Bats	3	vs. Lipscomb (3/11/23)
Hits	2	vs. Valparaiso (3/7/23)
Runs Scored	1	vs. Lipscomb (3/11/23)
Runs Batted In	--	--
Doubles	--	--
Triples	--	--
Home Runs	--	--
Walks	1	vs. Lipscomb (3/11/23)
Stolen Bases	2	vs. Lipscomb (3/11/23)

SPECIALTY STATS

	2023	CAREER
2 Hit Game	2	2
3 Hit Game	--	--
4+ Hit Game	--	--
2 RBI Game	--	--
3 RBI Game	--	--
4+ RBI Game	--	--

MERSHON'S GAME-BY-GAME HITTING STATS

DATE	OPP	POS	AB	R	H	RBI	2B	3B	HR	BB	K	SB	CS	AVG
3/7	Valparaiso	3B/SS	3	1	2	0	0	0	0	1	0	0	0	.667
3/10	Lipscomb	3B	3	0	0	0	0	0	0	0	2	0	0	.333
3/11	Lipscomb	3B	3	1	1	0	0	0	0	0	0	2	0	.333
3/11	Lipscomb	3B	2	0	0	0	0	0	0	1	0	0	0	.273
3/14	vs. Nicholls	3B	1	0	0	0	0	0	0	0	0	0	0	.250
3/17	vs. Kentucky	DH	0	0	0	0	0	0	0	0	0	0	0	.250
3/21	Arkansas State	3B	5	2	2	0	0	0	0	0	0	0	0	.294
3/24	Vanderbilt	3B	1	1	1	0	0	0	0	1	0	0	1	.333
3/26	Vanderbilt	SS	0	0	0	0	0	0	0	0	0	0	0	.333
TOTALS			18	5	6	0	0	0	0	3	2	2	1	.333

CAREER HITTING STATS

YEAR	AVG	GP-GS	AB	R	H	2B	3B	HR	RBI	TB	SLG%	BB	HP	SO	GDP	OB%	SF	SH
2023	.333	9-7	18	5	6	0	0	0	0	6	.333	3	0	2	0	.429	0	2
TOTAL	.333	9-7	18	5	6	0	0	0	0	6	.333	3	0	2	0	.429	0	2

5 AARON DOWNS

INF/OF | R/R | SO. | 6-0 | 210
PELLA, IOWA / HERITAGE ACADEMY

QUICK HITS

- Earned his first start of the season against Arkansas State

SINGLE GAME CAREER HIGHS

At Bats	4	vs. Texas A&M (5/13/22)
Hits	2	vs. Grambling (3/1/22)
Runs Scored	1	vs. Texas A&M (5/13/22)
Runs Batted In	2	vs. Northern Kentucky (2/27/22)
Doubles	1	vs. Texas A&M (5/13/22)
Triples	--	--
Home Runs	--	--
Walks	1	vs. Valparaiso (3/7/23)
Stolen Bases	--	--

SPECIALTY STATS

	2023	CAREER
2 Hit Game	--	2
3 Hit Game	--	--
4+ Hit Game	--	--
2 RBI Game	--	1
3 RBI Game	--	--
4+ RBI Game	--	--

DOWNS' GAME-BY-GAME HITTING STATS

DATE	OPP	POS	AB	R	H	RBI	2B	3B	HR	BB	K	SB	CS	AVG
2/17	VMI	PH	0	0	0	0	0	0	0	1	0	0	0	.000
2/21	ULM	PH	1	0	1	0	0	0	0	0	0	0	0	1.000
2/22	ULM	PH	1	0	1	0	0	0	0	0	0	0	0	1.000
2/24	Arizona State	PH	1	0	0	0	0	0	0	0	1	0	0	.667
2/26	Arizona State	PH	1	0	0	0	0	0	0	0	1	0	0	.500
3/7	Valparaiso	PH	0	0	0	0	0	0	0	1	0	0	0	.500
3/14	vs. Nicholls	PH	1	0	0	0	0	0	0	0	0	0	0	.400
3/21	Arkansas State	DH	3	3	1	1	0	0	0	2	0	0	0	.375
3/24	Vanderbilt	PH	1	0	0	0	0	0	0	0	1	0	0	.333
3/26	Vanderbilt	PH	1	0	0	0	0	0	0	0	0	0	0	.300
TOTALS			10	3	3	1	0	0	0	4	3	0	0	.300

CAREER HITTING STATS

YEAR	AVG	GP-GS	AB	R	H	2B	3B	HR	RBI	TB	SLG%	BB	HP	SO	GDP	OB%	SF	SH
2022	.206	18-7	34	5	7	3	0	0	2	10	.294	4	1	15	0	.308	0	1
2023	.300	10-1	10	3	3	0	0	0	1	3	.300	4	0	3	0	.500	0	0
TOTAL	.227	28	44	8	10	3	0	0	3	13	.295	8	1	18	0	.358	0	1



HITTER PROFILES

7 CONNOR HUJSAK

INF/OF | R/R | JR. | 6-2 | 200
GOFFSTOWN, N.H. / GOFFSTOWN HS / VCU

QUICK HITS

- Hit his first home run as a Dawg against Lipscomb (3/11)

SINGLE GAME CAREER HIGHS

At Bats	6	vs. UMass (5/14/22)*
Hits	4	vs. Old Dominion (5/10/22)*
Runs Scored	3	vs. James Madison (5/21/21)*
Runs Batted In	4	vs. Georgia (6/3/22)*
Doubles	2	vs. Old Dominion (5/10/22)*
Triples	1	vs. Longwood (2/22/22)*
Home Runs	2	vs. North Carolina (6/4/22)*
Walks	2	vs. Richmond (4/17/22)*
Stolen Bases	4	vs. George Washington (5/7/22)*

*Career-highs from VCU

SPECIALTY STATS

	2023	CAREER
2 Hit Game	1	16
3 Hit Game	--	8
4+ Hit Game	--	2
2 RBI Game	--	22
3 RBI Game	1	7
4+ RBI Game	--	2

HUJSAK'S GAME-BY-GAME HITTING STATS

DATE	OPP	POS	AB	R	H	RBI	2B	3B	HR	BB	K	SB	CS	AVG
2/17	VMI	PH	1	0	0	0	0	0	0	0	0	0	0	.000
2/21	ULM	PR	0	0	0	0	0	0	0	0	0	0	0	.000
2/22	ULM	PH	1	0	1	1	1	0	0	0	0	0	0	1.000
2/24	Arizona State	PH	1	0	0	0	0	0	0	0	0	0	0	.333
2/26	Arizona State	PH	0	0	0	1	0	0	0	0	0	0	0	.333
3/3	Ohio State	PH/OF	1	0	0	0	0	0	0	0	1	0	0	.250
3/7	Valparaiso	OF	0	0	0	1	0	0	0	1	0	0	0	.250
3/11	Lipscomb	PH/DH	2	1	1	1	0	0	1	0	0	0	0	.333
3/11	Lipscomb	OF	1	0	0	0	0	0	0	0	1	0	0	.286
3/14	vs. Nicholls	OF	2	0	1	0	0	0	0	0	1	1	0	.333
3/18	vs. Kentucky	DH	4	0	1	0	0	0	0	0	1	0	0	.308
3/19	vs. Kentucky	DH	4	0	0	0	0	0	0	0	2	0	0	.235
3/21	Arkansas State	PH/CF	2	1	1	0	1	0	0	0	0	0	0	.263
3/25	Vanderbilt	PH	1	0	0	0	0	0	0	0	0	0	0	.250
3/26	Vanderbilt	3B	4	1	2	3	0	0	1	0	0	0	0	.292
3/28	Samford	3B	4	1	1	1	0	0	0	1	1	2	0	.286
TOTALS			28	4	8	8	2	0	2	2	7	3	0	.286

CAREER HITTING STATS

YEAR	AVG	GP-GS	AB	R	H	2B	3B	HR	RBI	TB	SLG%	BB	HP	SO	GDP	OB%	SF	SH
2021*	.239	49-48	176	42	42	12	3	7	35	81	.460	25	5	55	1	.346	2	4
2022*	.289	62-61	253	39	73	20	2	12	55	133	.526	25	5	51	1	.363	1	1
2023	.286	16-4	28	4	8	2	0	2	8	16	.571	2	0	7	1	.323	1	0
TOTAL	.271	127-113	457	85	123	34	5	20	98	229	.519	52	10	113	3	.344	4	5

8 AMANI LARRY

INF | R/R | JR. | 5-11 | 190
BOSSIER CITY, LA. / PARKAWAY HS / NEW ORLEANS

QUICK HITS

- Has seven multi-hit games, the most on the team.
- Leads SEC and 6th in nation in HBP
- Fourth best active career on base percentage (.491)

SINGLE GAME CAREER HIGHS

At Bats	7	vs. Oklahoma (3/18/22)*
Hits	4	vs. VMI (2/17/23)
Runs Scored	4	vs. ULM (3/5/22)*
Runs Batted In	6	vs. Oklahoma (3/18/22)*
Doubles	2	vs. VMI (2/18/23)
Triples	1	vs. UIW (5/7/22)*
Home Runs	1	vs. California (3/5/22)
Walks	3	vs. HBU (4/3/22)*
Stolen Bases	2	vs. California (3/5/22)

*Career-highs from New Orleans

SPECIALTY STATS

	2023	CAREER
2 Hit Game	6	25
3 Hit Game	1	8
4+ Hit Game	1	1
2 RBI Game	--	8
3 RBI Game	--	5
4+ RBI Game	2	4

LARRY'S GAME-BY-GAME HITTING STATS

DATE	OPP	POS	AB	R	H	RBI	2B	3B	HR	BB	K	SB	CS	AVG
2/17	VMI	2B	4	1	4	4	1	0	0	1	0	2	0	1.000
2/18	VMI	2B	5	3	2	1	2	0	0	1	0	0	0	.400
2/19	VMI	2B	5	2	2	4	0	0	1	0	1	2	0	.400
2/21	ULM	2B	3	0	0	0	0	0	0	0	0	0	0	.471
2/22	ULM	2B	3	1	0	1	0	0	0	1	0	0	0	.400
2/24	Arizona State	2B	4	0	0	0	0	0	0	0	0	0	0	.333
2/25	Arizona State	2B	4	2	2	1	0	0	0	0	0	0	0	.357
2/26	Arizona State	2B	4	3	2	0	0	0	0	0	0	0	0	.375
2/28	vs. Southern Miss	2B	3	3	1	2	0	0	1	1	0	0	0	.371
3/3	vs. Ohio State	2B	2	0	0	0	0	0	0	2	0	1	0	.351
3/4	vs. Oklahoma	2B	4	2	1	0	0	0	0	2	1	0	0	.341
3/5	vs. California	2B	4	2	3	1	1	0	1	0	0	2	0	.378
3/7	Valparaiso	2B	2	0	1	1	0	0	0	2	0	0	0	.383
3/10	Lipscomb	2B	2	1	0	1	0	0	0	2	0	0	0	.367
3/11	Lipscomb	2B	4	1	1	1	0	0	0	0	1	1	0	.358
3/11	Lipscomb	2B	1	2	0	0	0	0	0	1	0	0	0	.352
3/14	vs. Nicholls	2B	2	2	1	1	0	0	0	2	0	3	0	.357
3/15	vs. Louisiana	2B	4	1	2	1	1	0	0	0	0	0	0	.367
3/17	vs. Kentucky	2B	6	0	0	0	0	0	0	0	2	0	0	.333
3/18	vs. Kentucky	2B	3	0	0	0	0	0	0	0	0	0	0	.319
3/19	vs. Kentucky	2B	3	0	2	0	0	0	0	0	1	0	0	.333
3/21	Arkansas State	2B	1	3	0	0	0	0	0	2	0	0	0	.329
3/24	Vanderbilt	2B	3	1	1	0	1	0	0	0	0	0	0	.329
3/25	Vanderbilt	2B	4	1	1	0	0	0	0	0	1	1	0	.325
3/26	Vanderbilt	2B	3	0	0	0	0	0	0	1	0	0	1	.313
3/28	Samford	2B	3	2	0	0	0	0	0	2	0	1	0	.302
TOTALS			86	33	26	19	6	0	3	21	8	13	0	.302

CAREER HITTING STATS

YEAR	AVG	GP-GS	AB	R	H	2B	3B	HR	RBI	TB	SLG%	BB	HP	SO	GDP	OB%	SF	SH
2022*	.370	53-53	211	67	78	13	2	9	56	122	.578	32	12	29	2	.477	1	2
2023	.302	26-26	86	33	26	6	0	3	19	41	.477	21	11	8	4	.479	3	3
TOTAL	.336	79-79	297	100	104	19	2	12	75	163	.528	53	23	37	6	.478	4	5

*Statistics from New Orleans

HITTER PROFILES

10 COLTON LEDBETTER

OF | L/R | JR. | 6-2 | 205
HOOVER, ALA. / SPAIN PARK HS / SAMFORD

QUICK HITS

- Second Team Preseason All-SEC
- Drove in a season-high six runs in the second game of the season.
- Fourth in the NCAA with 23 walks, which leads the SEC

SINGLE GAME CAREER HIGHS

At Bats	6	vs. S.E. Louisiana (3/20/22)*
Hits	5	vs. Western Carolina (5/25/22)*
Runs Scored	5	vs. Western Carolina (5/25/22)*
Runs Batted In	9	vs. Western Carolina (5/25/22)*
Doubles	2	vs. VMI (2/18/23)
Triples	1	vs. UNC Greensboro (4/23/22)*
Home Runs	2	vs. Western Carolina (5/25/22)*
Walks	3	vs. Mercer (5/27/22)*
Stolen Bases	2	vs. UAB (3/29/22)*

*Career-highs from Samford

SPECIALTY STATS

	2023	CAREER
2 Hit Game	3	21
3 Hit Game	1	4
4+ Hit Game	1	4
2 RBI Game	2	7
3 RBI Game	1	7
4+ RBI Game	4	7

LEDBETTER'S GAME-BY-GAME HITTING STATS

DATE	OPP	POS	AB	R	H	RBI	2B	3B	HR	BB	K	SB	CS	AVG
2/17	VMI	LF	4	0	1	0	1	0	0	1	0	1	0	.250
2/18	VMI	LF	5	1	4	6	2	0	1	1	0	0	0	.800
2/19	VMI	LF	4	1	1	0	0	0	0	1	1	1	0	.250
2/21	ULM	LF	5	1	1	0	0	0	0	0	1	0	0	.389
2/22	ULM	CF	5	2	2	4	0	0	0	0	0	0	0	.391
2/24	Arizona State	CF	4	0	0	0	0	0	0	0	2	0	0	.333
2/25	Arizona State	CF	3	0	2	2	0	0	0	1	0	3	0	.367
2/26	Arizona State	CF	2	3	2	4	0	0	1	3	0	2	0	.406
2/28	vs. Southern Miss	CF	3	2	1	3	0	1	0	2	0	0	0	.400
3/3	vs. Ohio State	CF	3	0	1	0	0	0	0	2	2	0	0	.395
3/4	vs. Oklahoma	CF	3	0	0	1	0	0	0	1	1	1	0	.366
3/5	vs. California	CF	4	1	0	1	0	0	0	1	0	0	0	.333
3/7	Valparaiso	CF	3	1	1	2	0	0	0	1	1	0	0	.333
3/10	Lipscomb	CF	5	1	3	0	0	0	0	0	1	0	0	.358
3/11	Lipscomb	CF	3	0	0	0	0	0	0	1	1	1	0	.339
3/11	Lipscomb	CF	2	1	1	0	0	0	0	3	1	1	0	.345
3/14	vs. Nicholls	CF	4	2	1	1	0	0	1	2	1	0	0	.339
3/15	vs. Louisiana	CF	1	1	1	1	1	0	0	3	0	0	1	.349
3/17	vs. Kentucky	CF	4	0	1	0	0	0	0	2	1	0	0	.343
3/18	vs. Kentucky	CF	3	0	1	0	0	0	0	1	0	0	0	.343
3/19	vs. Kentucky	CF	2	0	0	0	0	0	0	2	0	0	0	.333
3/21	Arkansas State	CF	3	4	3	4	1	0	1	0	0	0	0	.360
3/24	Vanderbilt	CF	3	0	1	1	0	0	0	0	1	0	0	.359
3/25	Vanderbilt	CF	4	0	1	0	0	0	0	0	0	1	0	.354
3/26	Vanderbilt	CF	5	1	1	0	0	0	0	0	1	0	0	.345
3/28	Samford	CF	4	1	1	2	0	0	0	1	1	2	0	.341
TOTALS			91	23	31	32	5	1	5	29	16	13	1	.341

CAREER HITTING STATS

YEAR	AVG	GP-GS	AB	R	H	2B	3B	HR	RBI	TB	SLG%	BB	HP	SO	GDP	OB%	SF	SH
2021*	.271	33-12	59	12	16	8	1	0	5	26	.441	6	0	21	0	.338	0	0
2022*	.318	57-57	211	51	67	16	2	16	57	135	.640	30	4	28	5	.407	3	0
2023	.341	26-26	91	23	31	5	1	5	32	53	.582	29	2	16	1	.500	2	0
TOTAL	.310	116-95	361	86	114	29	4	21	94	214	.554	65	6	65	6	.415	5	0

* Statistics from Samford



HITTER PROFILES

11 KELLUM CLARK

OF | L/R | JR. | 6-4 | 205
BRANDON, MISS. / BRANDON HS

QUICK HITS

- Hit two home runs in a single game for just the second time in his career on Feb. 19

SINGLE GAME CAREER HIGHS

At Bats	6	vs. Ole Miss (4/23/22)
Hits	3	vs. Tennessee (5/21/22)
Runs Scored	3	vs. Valparaiso (3/7/23)
Runs Batted In	7	vs. Princeton (3/11/22)
Doubles	1	vs. Tennessee (5/20/22)
Triples	1	vs. Missouri (4/30/22)
Home Runs	2	vs. Princeton (3/11/22) & vs. VMI (2/19/23)
Walks	2	vs. Ohio State (3/3/23)
Stolen Bases	1	vs. Tennessee (5/21/22)

SPECIALTY STATS

	2023	CAREER
2 Hit Game	5	15
3 Hit Game	1	7
4+ Hit Game	--	--
2 RBI Game	3	10
3 RBI Game	1	7
4+ RBI Game	--	1

CLARK'S GAME-BY-GAME HITTING STATS

DATE	OPP	POS	AB	R	H	RBI	2B	3B	HR	BB	K	SB	CS	AVG
2/17	VMI	RF	5	1	1	1	0	0	0	0	0	0	0	.200
2/18	VMI	RF	4	2	1	0	0	0	0	1	0	0	0	.222
2/19	VMI	RF	3	2	2	2	0	0	2	1	0	0	0	.333
2/21	ULM	RF	2	1	0	0	0	0	0	2	1	0	0	.286
2/24	Arizona State	PH	0	0	0	0	0	0	0	1	0	0	0	.286
2/25	Arizona State	RF	4	0	0	0	0	0	0	0	1	0	0	.222
2/26	Arizona State	RF	4	1	1	1	0	0	0	0	1	0	0	.227
2/28	vs. Southern Miss	RF	4	1	0	0	0	0	0	1	1	0	0	.192
3/3	vs. Ohio State	RF	3	1	0	0	0	0	0	2	2	0	0	.172
3/4	vs. Oklahoma	RF	5	2	2	1	0	0	0	0	0	0	0	.206
3/5	vs. California	RF	5	2	1	2	0	0	1	0	1	0	0	.205
3/7	Valparaiso	RF	3	3	2	1	0	0	1	1	1	0	0	.238
3/10	Lipscomb	RF	4	0	0	0	0	0	0	0	1	0	0	.217
3/11	Lipscomb	RF	4	1	3	1	0	0	1	0	0	0	0	.260
3/11	Lipscomb	RF	5	0	1	0	0	0	0	0	2	0	0	.255
3/14	vs. Nicholls	RF	2	2	1	0	1	0	0	2	0	0	0	.263
3/15	vs. Louisiana	RF	4	0	0	0	0	0	0	0	0	0	0	.246
3/17	vs. Kentucky	RF	4	1	2	3	0	0	1	1	1	0	0	.262
3/18	vs. Kentucky	RF	4	0	0	0	0	0	0	0	1	0	0	.246
3/19	vs. Kentucky	RF	4	2	2	2	0	1	1	0	1	0	0	.260
3/21	Arkansas State	RF	3	1	2	2	1	0	0	0	0	1	0	.276
3/24	Vanderbilt	RF	2	1	1	1	0	0	0	1	1	0	0	.282
3/25	Vanderbilt	RF	4	1	2	0	1	0	0	0	0	0	0	.293
3/26	Vanderbilt	RF	3	2	1	1	0	0	1	1	2	0	0	.294
3/28	Samford	RF	5	0	0	0	0	0	0	0	2	0	0	.278
TOTALS			90	27	25	18	3	1	8	14	19	1	0	.278

CAREER HITTING STATS

YEAR	AVG	GP-GS	AB	R	H	2B	3B	HR	RBI	TB	SLG%	BB	HP	SO	GDP	OB%	SF	SH
2021	.237	33-26	93	22	22	7	1	5	16	46	.495	14	3	29	1	.355	0	0
2022	.257	55-52	187	41	48	12	1	14	43	104	.556	26	8	47	2	.369	1	0
2023	.278	25-24	90	27	25	3	1	8	18	54	.600	14	0	19	3	.375	0	0
TOTAL	.257	113-102	370	90	95	22	3	27	77	204	.551	54	11	95	6	.367	1	0

13 NATE CHESTER

INF | R/R | SO. | 6-2 | 190
KANSAS CITY, MO. / LIBERTY NORTH HS / JOHN A. LOGAN CC

QUICK HITS

- Collected first hit as a Dawg on March 7 against Valparaiso.

SINGLE GAME CAREER HIGHS

At Bats	1	vs. Valparaiso (3/7/23)
Hits	1	vs. Valparaiso (3/7/23)
Runs Scored	1	vs. ULM (2/22/23)
Runs Batted In	1	vs. Valparaiso (3/7/23)
Doubles	--	--
Triples	--	--
Home Runs	--	--
Walks	1	vs. Arizona State (3/26/23)
Stolen Bases	--	--

SPECIALTY STATS

	2023	CAREER
2 Hit Game	--	--
3 Hit Game	--	--
4+ Hit Game	--	--
2 RBI Game	--	--
3 RBI Game	--	--
4+ RBI Game	--	--

CHESTER'S GAME-BY-GAME HITTING STATS

DATE	OPP	POS	AB	R	H	RBI	2B	3B	HR	BB	K	SB	CS	AVG
2/17	VMI	PH	1	0	0	0	0	0	0	0	0	0	0	.000
2/22	ULM	PH	0	1	0	0	0	0	0	1	0	0	0	.000
2/24	Arizona State	PH	1	0	1	0	0	0	0	0	0	0	0	.500
2/26	Arizona State	PH	0	1	0	0	0	0	0	1	0	0	0	.500
3/5	vs. California	3B	0	0	0	0	0	0	0	0	0	0	0	.500
3/7	Valparaiso	3B	1	0	1	1	0	0	0	0	0	0	0	.667
3/19	vs. Kentucky	PH	1	0	0	0	0	0	0	0	0	0	0	.500
3/21	Arkansas State	PH/3B	1	0	1	0	0	0	0	0	0	0	0	.600
3/24	Vanderbilt	PH	1	0	0	0	0	0	0	0	0	0	0	.500
3/25	Vanderbilt	3B	2	0	0	0	0	0	0	0	1	0	0	.375
TOTALS			8	2	3	1	0	0	0	2	1	0	0	.375

CAREER HITTING STATS

YEAR	AVG	GP-GS	AB	R	H	2B	3B	HR	RBI	TB	SLG%	BB	HP	SO	GDP	OB%	SF	SH
2023	.375	10-1	8	2	3	0	0	0	1	3	.375	2	2	1	0	.583	0	0
TOTAL	.375	10-1	8	2	3	0	0	0	1	3	.375	2	2	1	0	.583	0	0



HITTER PROFILES

20 LUKE HANCOCK

INF/C | L/R | SR. | 5-11 | 195
HOUSTON, MISS / HOUSTON HS

QUICK HITS

- Second Team Preseason All-SEC
- 2023 Team Captain
- 10th in the nation in walks with 20

SINGLE GAME CAREER HIGHS

At Bats	6	vs. Missouri (4/29/22)
Hits	3	vs. Ole Miss (4/22/22) & vs. VMI (2/18/23)
Runs Scored	3	vs. Princeton (3/11/22)
Runs Batted In	4	vs. UT Martin (4/5/22)
Doubles	2	vs. Valparaiso (3/7/23)
Triples	--	
Home Runs	2	vs. UT Martin (4/5/22)
Walks	3	vs. Binghamton (3/14/22)
Stolen Bases	1	vs. Memphis (3/29/22)

SPECIALTY STATS

	2023	CAREER
2 Hit Game	5	36
3 Hit Game	1	8
4+ Hit Game	--	--
2 RBI Game	3	24
3 RBI Game	--	7
4+ RBI Game	1	3

HANCOCK'S GAME-BY-GAME HITTING STATS

DATE	OPP	POS	AB	R	H	RBI	2B	3B	HR	BB	K	SB	CS	AVG
2/17	VMI	C	4	2	2	1	1	0	0	0	1	0	0	.500
2/18	VMI	C	4	3	3	0	2	0	0	1	0	0	0	.625
2/19	VMI	1B	3	0	1	0	0	0	2	2	1	0	0	.545
2/21	ULM	C	4	1	1	2	0	0	1	0	1	0	0	.467
2/22	ULM	1B	2	2	0	0	0	0	0	1	0	0	0	.412
2/24	Arizona State	1B	2	2	1	0	0	0	0	2	0	0	0	.421
2/25	Arizona State	C	3	0	0	0	0	0	0	1	1	0	0	.364
2/26	Arizona State	C/1B	3	1	1	1	0	0	0	0	1	0	0	.333
2/28	vs. Southern Miss	1B	2	1	0	0	0	0	0	1	1	0	0	.333
3/3	vs. Ohio State	C	4	0	0	0	0	0	0	1	1	0	0	.290
3/4	vs. Oklahoma	1B	5	0	2	2	1	0	0	0	0	0	0	.306
3/5	vs. California	1B	2	1	2	2	1	0	0	2	0	0	0	.342
3/7	Valparaiso	C	3	2	2	1	2	0	0	2	0	0	0	.366
3/10	Lipscomb	1B	4	1	0	1	0	0	0	0	1	0	0	.333
3/11	Lipscomb	C	3	0	1	1	0	0	0	1	0	0	0	.333
3/11	Lipscomb	1B	4	2	2	4	1	0	0	1	0	0	0	.346
3/14	vs. Nicholls	DH	1	1	0	1	0	0	0	3	0	0	0	.340
3/15	vs. Louisiana	1B	3	0	0	0	0	0	0	1	0	0	0	.321
3/17	vs. Kentucky	1B	4	1	1	1	0	0	0	1	0	0	0	.317
3/18	vs. Kentucky	C	1	1	0	0	0	0	0	1	0	0	0	.311
3/21	Arkansas State	C	3	0	2	3	0	0	0	1	0	0	0	.328
3/24	Vanderbilt	1B	3	0	0	0	0	0	0	0	2	0	0	.313
3/25	Vanderbilt	1B	3	1	2	1	0	0	0	1	0	0	0	.329
3/26	Vanderbilt	1B	2	2	2	1	0	0	1	2	0	0	0	.347
3/28	Samford	C/1B	3	1	1	1	0	0	0	2	0	0	0	.347
TOTALS			75	25	26	23	8	0	2	28	10	0	0	.347

CAREER HITTING STATS

YEAR	AVG	GP-GS	AB	R	H	2B	3B	HR	RBI	TB	SLG%	BB	HP	SO	GDP	OB%	SF	SH
2019	.326	25-12	43	9	14	4	0	0	14	18	.419	11	3	10	2	.391	1	1
2020	.231	9-8	26	0	6	2	0	0	3	8	.308	2	1	4	0	.342	0	0
2021	.261	68-68	234	40	61	4	0	10	63	95	.406	47	8	17	2	.367	6	0
2022	.278	56-56	216	45	60	9	0	7	32	90	.417	36	12	20	3	.381	3	0
2023	.347	25-25	75	25	26	8	0	2	23	40	.533	28	5	10	1	.527	4	0
TOTAL	.281	183-169	594	119	167	27	0	19	135	251	.423	124	29	61	13	.420	14	1



HITTER PROFILES

22 ROSS HIGHFILL

C | R/R | FR. | 6-0 | 200
MADISON, MISS. / MADISON CENTRAL HS

QUICK HITS

- Made his collegiate debut on Feb. 19 against VMI
- Hit his first career homer against Oklahoma (March 4)
- Hit three home runs against Lipscomb, the first Dawg to do this since 2017

SINGLE GAME CAREER HIGHS

At Bats	5	vs. Nicholls (3/14/23)
Hits	3	vs. Lipscomb (3/11/23)
Runs Scored	3	vs. Lipscomb (3/11/23)
Runs Batted In	4	vs. ULM (2/22/23)
Doubles	2	vs. Lipscomb (3/11/23)
Triples	--	--
Home Runs	3	vs. Lipscomb (3/11/23)
Walks	2	vs. Oklahoma (3/4/23)
Stolen Bases	--	--

SPECIALTY STATS

	2023	CAREER
2 Hit Game	1	1
3 Hit Game	2	2
4+ Hit Game	--	--
2 RBI Game	3	3
3 RBI Game	--	--
4+ RBI Game	1	1

HIGHFILL'S GAME-BY-GAME HITTING STATS

DATE	OPP	POS	AB	R	H	RBI	2B	3B	HR	BB	K	SB	CS	AVG
2/19/	VMI	C	4	1	1	0	1	0	0	0	1	0	0	.250
2/22/	ULM	C	4	2	3	2	2	0	0	0	0	0	0	.500
2/24	Arizona State	C	3	0	1	1	0	0	0	0	2	0	0	.455
2/26	Arizona State	C	1	0	1	2	1	0	0	0	1	0	0	.500
2/28	vs. Southern Miss	C	3	1	1	0	0	0	0	0	2	0	0	.467
3/4	vs. Oklahoma	C	3	2	2	1	0	0	1	2	1	0	0	.500
3/5	vs. California	C	5	1	0	0	0	0	0	0	0	0	0	.391
3/10	Lipscomb	C	4	1	1	2	0	0	0	0	2	0	0	.370
3/11	Lipscomb	C	5	3	3	4	0	0	3	0	1	0	0	.406
3/14	vs. Nicholls	C	5	0	0	1	0	0	0	0	3	0	0	.351
3/15	vs. Louisiana	C	3	0	0	1	0	0	0	0	1	0	0	.325
3/17	vs. Kentucky	C	4	1	0	0	0	0	0	1	2	0	0	.295
3/18	vs. Kentucky	PH	2	0	0	0	0	0	0	0	1	0	0	.283
3/19	vs. Kentucky	C	3	0	1	0	0	0	0	1	0	0	0	.286
3/24	Vanderbilt	C	3	0	0	0	0	0	0	0	0	0	0	.269
3/25	Vanderbilt	C	3	0	0	0	0	0	0	0	0	0	0	.255
3/26	Vanderbilt	C	4	1	1	1	1	0	0	0	0	0	0	.254
3/28	Samford	PR/C	0	1	0	0	0	0	0	0	0	0	0	.254
TOTALS			59	14	15	15	5	0	4	4	17	0	0	.254

CAREER HITTING STATS

YEAR	AVG	GP-GS	AB	R	H	2B	3B	HR	RBI	TB	SLG%	BB	HP	SO	GDP	OB%	SF	SH
2023	.254	18-15	59	14	15	5	0	4	15	32	.542	4	3	17	2	.328	1	1
TOTAL	.254	18-15	59	14	15	5	0	4	15	32	.542	4	3	17	2	.328	1	1

24 SLATE ALFORD

INF | R/R | SO. | 6-3 | 220
MADISON, ALA. / BOB JONES HS

QUICK HITS

SINGLE GAME CAREER HIGHS

At Bats	5	vs. Oklahoma (3/4/23)
Hits	3	vs. VMI (2/18/23)
Runs Scored	2	vs. Jackson State (4/19/22) & vs. VMI (2/17/23)
Runs Batted In	2	vs. LSU (4/10/22) & vs. VMI (2/17/23)
Doubles	1	vs. Louisiana (3/15/23)
Triples	--	--
Home Runs	1	vs. ULM (2/22/23)
Walks	3	vs. Princeton (3/11/22)
Stolen Bases	--	--

SPECIALTY STATS

	2023	CAREER
2 Hit Game	2	3
3 Hit Game	1	1
4+ Hit Game	--	--
2 RBI Game	2	3
3 RBI Game	--	--
4+ RBI Game	--	--

ALFORD'S GAME-BY-GAME HITTING STATS

DATE	OPP	POS	AB	R	H	RBI	2B	3B	HR	BB	K	SB	CS	AVG
2/17	VMI	3B	4	2	3	2	0	0	0	0	0	0	0	.750
2/18	VMI	3B	5	1	2	0	0	0	0	0	0	0	0	.556
2/19	VMI	3B	5	0	1	0	0	0	0	0	0	0	0	.429
2/21	ULM	3B	3	1	0	0	0	0	0	1	1	0	0	.353
2/22	ULM	3B	3	1	1	2	0	0	1	1	0	0	0	.350
2/24	Arizona State	3B	4	0	1	1	1	0	0	1	2	0	0	.421
2/25	Arizona State	3B	3	1	0	0	0	0	0	0	1	0	0	.364
2/26	Arizona State	3B	3	2	2	1	0	0	0	0	1	0	0	.360
2/28	vs. Southern Miss	3B	4	0	1	1	0	0	0	1	2	0	0	.324
3/3	vs. Ohio State	3B	4	1	0	0	0	0	0	0	1	0	0	.289
3/4	vs. Oklahoma	3B	5	0	0	0	0	0	0	0	1	0	0	.256
3/5	vs. California	3B	4	0	0	0	0	0	0	0	0	0	0	.234
3/11	Lipscomb	PH/3B	1	0	0	0	0	0	0	0	1	0	0	.229
3/14	vs. Nicholls	3B	3	0	0	1	0	0	0	0	1	0	0	.216
3/15	vs. Louisiana	3B	3	1	1	0	1	0	0	0	0	0	0	.222
3/17	vs. Kentucky	3B	5	1	2	0	0	0	0	0	2	0	0	.237
3/18	vs. Kentucky	3B	4	0	0	0	0	0	0	0	0	0	0	.222
3/19	vs. Kentucky	3B	2	0	0	0	0	0	0	0	1	0	0	.215
3/25	Vanderbilt	PH	1	0	1	0	0	0	0	0	0	0	0	.227
3/28	Samford	3B	0	0	0	0	0	0	0	0	0	0	0	.227
TOTALS			66	11	15	8	2	0	1	5	13	0	0	.227

CAREER HITTING STATS

YEAR	AVG	GP-GS	AB	R	H	2B	3B	HR	RBI	TB	SLG%	BB	HP	SO	GDP	OB%	SF	SH
2022	.209	26-9	43	5	9	0	0	1	3	12	.279	9	0	13	1	.346	0	0
2023	.227	20-16	66	11	15	2	0	1	8	20	.303	5	1	13	3	.284	2	0
TOTAL	.220	46-25	109	16	24	2	0	2	11	32	.294	14	1	26	4	.310	2	0



HITTER PROFILES

27 WIL HOYLE

INF | S/R | SR. | 5-10 | 170
DURHAM, N.C. / JORDAN HS / DUKE

QUICK HITS

- Picked up first hit as a Dawg against Nicholls (3/14)

SINGLE GAME CAREER HIGHS

At Bats	6	vs. Pitt (5/8/22)*
Hits	2	vs. Virginia Tech (5/19/22)*
Runs Scored	2	vs. High Point (5/1/22)*
Runs Batted In	4	vs. Pitt (5/8/22)*
Doubles	2	vs. Coastal Carolina (2/20/21)*
Triples	1	vs. UNC Greensboro (3/23/21)*
Home Runs	2	vs. Georgia Tech (4/24/22)*
Walks	2	vs. Virginia Tech (5/21/22)*
Stolen Bases	2	vs. Virginia Tech (5/21/22)*

*Career-highs from Duke

SPECIALTY STATS

	2023	CAREER
2 Hit Game	--	14
3 Hit Game	--	--
4+ Hit Game	--	--
2 RBI Game	--	4
3 RBI Game	--	3
4+ RBI Game	--	1

HOYLE'S GAME-BY-GAME HITTING STATS

DATE	OPP	POS	AB	R	H	RBI	2B	3B	HR	BB	K	SB	CS	AVG
2/17	VMI	PH	1	0	0	0	0	0	0	0	0	0	0	.000
2/22	ULM	PH/SS	1	0	0	0	0	0	0	0	1	0	0	.000
2/24	Arizona State	SS	0	0	0	0	0	0	0	0	0	0	0	.000
2/26	Arizona State	PH/SS	1	0	0	0	0	0	0	0	0	0	0	.000
3/7	Valparaiso	2B	0	0	0	0	0	0	0	0	0	0	0	.000
3/11	Lipscomb	2B	0	0	0	0	0	0	0	0	0	0	0	.000
3/14	vs. Nicholls	PH/2B	1	0	1	1	1	0	0	0	0	0	0	.250
3/21	Arkansas State	2B	3	0	0	0	0	0	0	0	2	0	0	.143
TOTALS			7	0	1	1	1	0	0	0	3	0	0	.143

CAREER HITTING STATS

YEAR	AVG	GP-GS	AB	R	H	2B	3B	HR	RBI	TB	SLG%	BB	HP	SO	GDP	OB%	SF	SH
2019*	.097	27-6	31	5	3	0	0	0	1	3	.097	4	1	16	0	.222	0	2
2020*	.265	13-9	34	6	9	1	2	1	4	17	.500	3	0	12	0	.324	0	1
2021*	.227	47-33	110	18	25	8	1	3	13	44	.400	16	4	40	0	.344	1	4
2022*	.201	53-50	164	26	33	4	0	4	17	49	.299	26	7	46	3	.333	1	4
2023	.143	8-0	7	0	1	1	0	0	1	2	.286	0	0	3	0	.143	0	0
TOTAL	.187	148-99	343	55	72	14	3	8	36	115	.316	49	12	115	3	.273	2	11

* Statistics from Duke

28 BRYCE HUBBARD

C | L/R | FR. | 5-10 | 210
NORCROSS, GA. / WESLEYAN HS

QUICK HITS

SINGLE GAME CAREER HIGHS

At Bats	--	--
Hits	--	--
Runs Scored	--	--
Runs Batted In	--	--
Doubles	--	--
Triples	--	--
Home Runs	--	--
Walks	--	--
Stolen Bases	--	--

SPECIALTY STATS

	2023	CAREER
2 Hit Game	--	--
3 Hit Game	--	--
4+ Hit Game	--	--
2 RBI Game	--	--
3 RBI Game	--	--
4+ RBI Game	--	--

HUBBARD'S GAME-BY-GAME HITTING STATS

DATE	OPP	POS	AB	R	H	RBI	2B	3B	HR	BB	K	SB	CS	AVG
2/26	Arizona State	PH	1	0	0	0	0	0	0	0	1	0	0	.000
3/21	Arkansas State	C	1	0	0	0	0	0	0	0	0	0	0	.000

TOTALS

CAREER HITTING STATS

YEAR	AVG	GP-GS	AB	R	H	2B	3B	HR	RBI	TB	SLG%	BB	HP	SO	GDP	OB%	SF	SH
2023	.000	2-0	2	0	0	0	0	0	0	0	.000	0	0	1	0	.000	0	0
TOTAL	.000	2-0	2	0	0	0	0	0	0	0	.000	0	0	1	0	.000	0	0



HITTER PROFILES

33 VON SEIBERT

INF/OF | L/L | JR. | 6-4 | 245
DAPHNE, ALA. / DAPHNE HS / PEARL RIVER CC

QUICK HITS

SINGLE GAME CAREER HIGHS

At Bats	6	vs. Tulane (3/4/22)
Hits	2	vs. Tulane (3/4/22)
Runs Scored	1	vs. Southern (3/23/22)
Runs Batted In	1	vs. Missouri (4/30/22)
Doubles	--	
Triples	--	
Home Runs	--	
Walks	1	vs. Alabama (3/27/22)
Stolen Bases	--	

SPECIALTY STATS

	2023	CAREER
2 Hit Game	--	1
3 Hit Game	--	--
4+ Hit Game	--	--
2 RBI Game	--	--
3 RBI Game	--	--
4+ RBI Game	--	--

SEIBERT'S GAME-BY-GAME HITTING STATS

DATE	OPP	POS	AB	R	H	RBI	2B	3B	HR	BB	K	SB	CS	AVG
2/17	VMI	1B	0	0	0	0	0	0	0	0	0	0	0	.000
2/22	ULM	PH	1	0	0	0	0	0	0	0	1	0	0	.000
2/26	Arizona State	PH	0	0	0	0	0	0	0	1	0	0	0	.000
3/7	Valparaiso	PH	1	0	0	0	0	0	0	0	1	0	0	.000
3/21	Arkansas State	1B	2	0	1	0	0	0	0	0	1	0	0	.250
TOTALS			4	0	1	0	0	0	0	1	3	0	0	.250

CAREER HITTING STATS

YEAR	AVG	GP-GS	AB	R	H	2B	3B	HR	RBI	TB	SLG%	BB	HP	SO	GDP	OB%	SF	SH
2022	.279	35-4	43	4	12	0	0	0	4	9	.279	6	3	17	0	.404	0	0
2023	.250	5-0	4	0	1	0	0	0	0	1	.250	1	0	3	0	.400	0	0
TOTAL	.267	39-4	47	4	13	0	0	0	4	10	.277	7	3	20	0	.404	0	0

37 HOLLIS PORTER

INF/OF | L/R | FR. | 6-4 | 220
HURLEY, MISS. / EAST CENTRAL HS

QUICK HITS

SINGLE GAME CAREER HIGHS

At Bats	--	--
Hits	--	--
Runs Scored	--	--
Runs Batted In	--	--
Doubles	--	--
Triples	--	--
Home Runs	--	--
Walks	--	--
Stolen Bases	--	--

SPECIALTY STATS

	2023	CAREER
2 Hit Game	--	--
3 Hit Game	--	--
4+ Hit Game	--	--
2 RBI Game	--	--
3 RBI Game	--	--
4+ RBI Game	--	--

PORTER'S GAME-BY-GAME HITTING STATS

DATE	OPP	POS	AB	R	H	RBI	2B	3B	HR	BB	K	SB	CS	AVG
TOTALS														

CAREER HITTING STATS

YEAR	AVG	GP-GS	AB	R	H	2B	3B	HR	RBI	TB	SLG%	BB	HP	SO	GDP	OB%	SF	SH
2023	.000	0-0	0	0	0	0	0	0	0	0	.000	0	0	0	0	.000	0	0
TOTAL	.000	0-0	0	0	0	0	0	0	0	0	.000	0	0	0	0	.000	0	0



HITTER PROFILES

38 BRYCE CHANCE

OF | R/R | R-FR. | 5-10 | 180
RIDGELAND, MISS. / MADISON-RIDGELAND ACADEMY

QUICK HITS

- SEC Co-Freshman of the Week (Feb. 20)
- On a three-game hitting streak

SINGLE GAME CAREER HIGHS

At Bats	5	vs. California (3/5/23)
Hits	3	vs. California (3/5/23)
Runs Scored	2	vs. Vapalariso (3/7/23)
Runs Batted In	4	vs. VMI (2/18/23)
Doubles	1	vs. California (3/5/23)
Triples	--	--
Home Runs	1	vs. ULM (2/21/23)
Walks	2	vs. Oklahoma (3/4/23)
Stolen Bases	1	vs. Nicholls (3/14/23)

SPECIALTY STATS

	2023	CAREER
2 Hit Game	4	4
3 Hit Game	3	4
4+ Hit Game	--	--
2 RBI Game	5	5
3 RBI Game	1	1
4+ RBI Game	1	1

CHANCE'S GAME-BY-GAME HITTING STATS

DATE	OPP	POS	AB	R	H	RBI	2B	3B	HR	BB	K	SB	CS	AVG
2/17	VMI	DH	5	2	3	3	1	0	1	0	0	1	0	.600
2/18	VMI	DH	4	1	3	4	0	0	0	1	0	0	0	.667
2/19	VMI	DH	3	1	1	0	0	0	0	1	0	0	0	.583
2/21	ULM	DH	4	1	1	2	0	0	1	0	0	0	0	.500
2/22	ULM	RF	3	1	1	1	0	0	0	1	0	0	0	.474
2/24	Arizona State	RF	4	0	0	0	0	0	0	0	1	0	0	.391
2/25	Arizona State	DH	2	1	0	0	0	0	0	1	0	0	0	.360
2/26	Arizona State	DH	3	1	1	1	0	0	0	0	1	0	0	.357
3/3	vs. Ohio State	DH	3	0	1	0	0	0	0	1	1	0	0	.355
3/4	vs. Oklahoma	LF	3	1	1	2	0	0	0	2	1	1	0	.353
3/5	vs. California	LF	5	1	3	0	1	0	0	0	0	0	0	.385
3/7	Valparaiso	LF	4	2	2	2	0	0	0	1	0	1	0	.395
3/10	Lipscomb	LF	2	2	0	0	0	0	0	2	0	0	0	.378
3/11	Lipscomb	LF	3	0	0	0	0	0	0	1	2	0	0	.354
3/11	Lipscomb	LF	3	1	2	2	0	0	0	0	1	0	0	.373
3/14	vs. Nicholls	LF	3	1	2	2	0	0	0	0	0	1	0	.389
3/15	vs. Louisiana	LF	4	1	1	0	0	0	0	0	0	0	0	.379
3/17	vs. Kentucky	LF	4	1	1	0	0	0	0	1	2	0	0	.371
3/18	vs. Kentucky	LF	4	0	0	0	0	0	0	0	0	0	0	.348
3/19	vs. Kentucky	LF	4	0	0	0	0	0	0	0	0	0	0	.329
3/21	Arkansas State	RF	2	0	1	0	0	0	0	0	0	0	0	.333
3/24	Vanderbilt	LF	2	0	1	0	0	0	0	1	0	0	0	.338
3/25	Vanderbilt	LF	4	0	2	1	1	0	0	0	0	0	0	.346
3/26	Vanderbilt	LF	4	0	2	1	1	0	0	0	0	0	0	.354
3/28	Samford	LF	3	1	1	0	0	0	0	2	0	0	0	.353
TOTALS			85	19	30	20	4	0	2	15	9	4	0	.353

CAREER HITTING STATS

YEAR	AVG	GP-GS	AB	R	H	2B	3B	HR	RBI	TB	SLG%	BB	HP	SO	GDP	OB%	SF	SH
2023	.353	25-24	85	19	30	4	0	2	20	40	.471	15	2	9	2	.456	1	1
TOTAL	.353	25-24	85	19	30	4	0	2	20	40	.471	15	2	9	2	.456	1	1

40 RYAN WILLIAMS

C | S/R | FR. | 6-2 | 170
CYPRESS, TEXAS / BRIDGELAND HS

QUICK HITS

SINGLE GAME CAREER HIGHS

At Bats	--	--
Hits	--	--
Runs Scored	--	--
Runs Batted In	--	--
Doubles	--	--
Triples	--	--
Home Runs	--	--
Walks	--	--
Stolen Bases	--	--

SPECIALTY STATS

	2023	CAREER
2 Hit Game	--	--
3 Hit Game	--	--
4+ Hit Game	--	--
2 RBI Game	--	--
3 RBI Game	--	--
4+ RBI Game	--	--

WILLIAMS' GAME-BY-GAME HITTING STATS

DATE	OPP	POS	AB	R	H	RBI	2B	3B	HR	BB	K	SB	CS	AVG
TOTALS														

CAREER HITTING STATS

YEAR	AVG	GP-GS	AB	R	H	2B	3B	HR	RBI	TB	SLG%	BB	HP	SO	GDP	OB%	SF	SH
2023	.000	0-0	0	0	0	0	0	0	0	0	.000	0	0	0	0	.000	0	0
TOTAL	.000	0-0	0	0	0	0	0	0	0	0	.000	0	0	0	0	.000	0	0



HITTER PROFILES

42 DAKOTA JORDAN

OF | R/R | FR. | 6-0 | 220
CANTON, MISS. / JACKSON ACADEMY

QUICK HITS

- Made collegiate debut on Feb. 17 against VMI
- First career home run game against ULM (Feb. 22)
- First multi-hit game of his career came on March 28.

SINGLE GAME CAREER HIGHS

At Bats	6	vs. VMI (2/18/23)
Hits	1	vs. Nicholls (3/14/23)
Runs Scored	1	vs. Vapalariso (3/7/23)
Runs Batted In	3	vs. ULM (2/22/23)
Doubles	2	vs. Samford (3/28/23)
Triples	--	--
Home Runs	1	vs. ULM (2/22/23)
Walks	3	vs. VMI (2/17/23)
Stolen Bases	1	vs. Ohio State (3/4/23)

SPECIALTY STATS

	2023	CAREER
2 Hit Game	--	--
3 Hit Game	1	1
4+ Hit Game	--	--
2 RBI Game	2	2
3 RBI Game	1	1
4+ RBI Game	--	--

JORDAN'S GAME-BY-GAME HITTING STATS

DATE	OPP	POS	AB	R	H	RBI	2B	3B	HR	BB	K	SB	CS	AVG
2/17	VMI	CF	3	1	1	0	0	0	0	3	1	0	0	.750
2/18	VMI	CF	6	0	1	0	0	0	0	0	1	0	0	.556
2/19	VMI	CF	4	0	1	1	1	0	0	0	0	0	0	.429
2/21	ULM	CR	4	0	1	0	0	0	0	1	1	0	0	.235
2/22	ULM	LF	4	1	1	3	0	0	1	1	0	0	0	.238
2/24	Arizona State	LF	2	1	0	0	0	0	0	2	1	0	0	.217
2/25	Arizona State	LF	4	0	1	0	0	0	0	0	2	0	0	.222
2/26	Arizona State	LF	4	1	1	0	0	0	0	0	1	0	0	.226
2/28	vs. Southern Miss	LF	3	0	1	2	0	0	0	1	0	0	1	.235
3/3	vs. Ohio State	LF	3	0	0	0	0	0	0	1	3	1	0	.216
3/7	Valparaiso	DH	3	1	1	0	0	0	0	1	0	0	0	.225
3/11	Lipscomb	DH	2	0	0	0	0	0	0	0	1	0	0	.214
3/14	vs. Nicholls	PH/OF	1	1	1	0	0	0	0	0	0	0	0	.233
3/21	Arkansas State	LF	3	0	1	2	0	0	0	0	0	0	0	.239
3/24	Vanderbilt	PH	1	0	0	0	0	0	0	0	1	0	0	.234
3/25	Vanderbilt	PH	1	0	0	0	0	0	0	0	1	0	0	.229
3/28	Samford	DH	4	1	3	2	2	0	0	0	1	1	0	.269
TOTALS			52	7	14	10	3	0	1	10	15	2	1	.269

CAREER HITTING STATS

YEAR	AVG	GP-GS	AB	R	H	2B	3B	HR	RBI	TB	SLG%	BB	HP	SO	GDP	OB%	SF	SH
2023	.269	17-14	52	7	14	3	0	1	10	20	.385	10	0	15	1	.364	4	0
TOTAL	.269	17-14	52	7	14	3	0	1	10	20	.385	10	0	15	1	.364	4	0



HITTER PROFILES

43 LANE FORSYTHE

INF | R/R | JR. | 5-11 | 175
HUMBOLDT, TENN. / TRINITY CHRISTIAN ACADEMY

QUICK HITS

- 2021 College World Series All-Tournament Team
- Hit second career-home run against Arizona State (Feb. 26)

SINGLE GAME CAREER HIGHS

At Bats	5	vs. Samford (5/10/22)
Hits	4	vs. UAB (4/12/22)
Runs Scored	3	vs. Arkansas State (4/13/21)
Runs Batted In	3	vs. North Alabama (5/17/22)
Doubles	1	vs. Lipscomb (3/11/23)
Triples	1	vs. Missouri (4/30/22)
Home Runs	1	vs. Arizona State (2/26/23)
Walks	3	vs. Ohio State (3/3/23)
Stolen Bases	1	vs. VMI (2/19/23)

SPECIALTY STATS

	2023	CAREER
2 Hit Game	4	16
3 Hit Game	--	5
4+ Hit Game	--	1
2 RBI Game	3	6
3 RBI Game	--	2
4+ RBI Game	--	0

FORSYTHE'S GAME-BY-GAME HITTING STATS

DATE	OPP	POS	AB	R	H	RBI	2B	3B	HR	BB	K	SB	CS	AVG
2/17	VMI	SS	3	1	1	0	0	0	0	2	0	1	0	.333
2/18	VMI	SS	4	1	0	1	0	0	0	1	0	1	0	.143
2/19	VMI	SS	4	2	0	1	0	0	0	0	1	1	0	.091
2/21	ULM	SS	2	0	0	0	0	0	0	1	1	0	0	.077
2/22	ULM	SS	2	2	2	0	0	0	0	2	0	0	0	.200
2/24	Arizona State	SS	3	0	1	2	0	0	0	1	0	0	0	.222
2/25	Arizona State	SS	3	0	1	2	0	0	0	0	1	0	0	.238
2/26	Arizona State	SS	3	1	1	1	0	0	1	0	1	0	0	.250
2/28	vs. Southern Miss	SS	3	2	2	0	1	0	0	1	0	0	0	.296
3/3	vs. Ohio State	SS	2	1	1	2	1	0	0	3	0	0	0	.310
3/4	vs. Oklahoma	SS	4	1	1	1	0	0	0	1	1	0	0	.303
3/5	vs. California	SS	3	0	0	0	0	0	0	1	1	0	0	.278
3/7	Valparaiso	SS	2	1	1	0	0	0	0	1	1	0	1	.289
3/10	Lipscomb	SS	4	1	2	0	1	0	0	0	0	0	0	.310
3/11	Lipscomb	SS	3	0	0	0	0	0	0	0	2	0	0	.289
3/11	Lipscomb	SS	3	2	1	0	1	0	0	2	1	0	0	.292
3/14	vs. Nicholls	SS	4	0	2	0	0	0	0	1	1	1	0	.308
3/15	vs. Louisiana	SS	2	0	1	0	0	0	0	0	0	0	0	.315
3/17	vs. Kentucky	SS	4	0	0	0	0	0	0	1	2	0	0	.293
3/18	vs. Kentucky	SS	2	0	0	0	0	0	0	1	1	0	0	.283
3/19	vs. Kentucky	SS	1	0	0	0	0	0	0	2	0	0	0	.279
3/21	Arkansas State	SS	3	0	1	0	0	0	0	0	0	0	0	.281
3/24	Vanderbilt	SS	3	0	1	1	0	0	0	0	0	0	0	.284
3/25	Vanderbilt	SS	3	1	1	2	0	0	1	0	0	0	0	.286
3/26	Vanderbilt	SS	3	0	0	0	0	0	0	0	0	0	0	.274
3/28	Samford	SS	3	0	0	0	0	0	0	1	1	0	0	.263
TOTALS			76	16	20	13	4	0	2	22	15	4	1	.263

CAREER HITTING STATS

YEAR	AVG	GP-GS	AB	R	H	2B	3B	HR	RBI	TB	SLG%	BB	HP	SO	GDP	OB%	SF	SH
2021	.231	59-58	186	30	43	5	0	1	21	51	.274	23	3	56	3	.321	3	3
2022	.273	48-36	110	18	30	3	1	0	12	35	.318	15	1	38	3	.359	2	0
2023	.263	26-26	76	16	20	4	0	2	13	30	.395	22	1	15	2	.434	0	2
TOTAL	.250	133-120	372	64	93	12	1	3	46	116	.312	60	5	109	8	.357	5	5



HITTER PROFILES

44 HUNTER HINES

INF/OF | L/R | SO. | 6-3 | 210
MADISON, MISS. / MADISON CENTRAL HS

QUICK HITS

- 2022 D1 Baseball Freshman All-American
- Has homered in six of the last eight games
- Has 11 RBIs over the last five games.

SINGLE GAME CAREER HIGHS

At Bats	6	vs. Ole Miss (4/23/22)
Hits	3	2x last vs. Arizona State (2/26/23)
Runs Scored	4	vs. Georgia (3/20/22)
Runs Batted In	4	vs. Southern (3/23/22)
Doubles	1	vs. California (3/5/23)
Triples	1	vs. Northern Kentucky (2/25/22)
Home Runs	1	vs. Vapalariso (3/7/23)
Walks	3	vs. Memphis (3/29/22)
Stolen Bases	--	

SPECIALTY STATS

	2023	CAREER
2 Hit Game	2	14
3 Hit Game	1	7
4+ Hit Game	--	--
2 RBI Game	1	8
3 RBI Game	1	4
4+ RBI Game	--	3

HINES' GAME-BY-GAME HITTING STATS

DATE	OPP	POS	AB	R	H	RBI	2B	3B	HR	BB	K	SB	CS	AVG
2/17	VMI	1B	3	1	0	0	0	0	0	2	0	0	0	.000
2/18	VMI	1B	6	1	1	1	0	0	1	0	1	0	0	.111
2/21	ULM	1B	4	0	1	1	0	0	0	0	0	0	0	.154
2/22	ULM	DH	3	1	0	0	0	0	0	1	0	0	0	.125
2/24	Arizona State	DH	4	1	2	0	1	0	0	1	1	0	0	.200
2/25	Arizona State	1B	3	1	0	0	0	0	0	1	1	0	0	.174
2/26	Arizona State	1B	4	2	3	3	0	0	1	0	1	0	0	.259
2/28	vs. Southern Miss	DH	3	0	0	1	0	0	0	0	1	0	0	.233
3/3	vs. Ohio State	1B	5	0	0	0	0	0	0	0	1	0	0	.200
3/4	vs. Oklahoma	DH	5	1	1	1	0	0	1	0	1	0	0	.200
3/5	vs. California	DH	5	0	1	1	1	0	0	0	1	0	0	.200
3/7	Valparaiso	1B	4	1	2	2	0	0	1	0	0	0	0	.224
3/10	Lipscomb	DH	4	1	3	4	2	0	1	0	1	0	0	.264
3/11	Lipscomb	1B	4	0	0	0	0	0	0	0	2	0	0	.246
3/11	Lipscomb	DH	5	1	1	2	0	0	1	0	2	0	0	.242
3/14	vs. Nicholls	1B	4	3	2	4	0	0	2	1	0	0	0	.258
3/15	vs. Louisiana	DH	4	0	2	1	1	0	0	0	2	0	0	.271
3/17	vs. Kentucky	DH	5	0	1	3	0	0	0	0	1	0	0	.267
3/18	vs. Kentucky	1B	4	2	1	3	1	0	2	2	1	0	0	.291
3/19	vs. Kentucky	1B	2	1	2	0	0	0	0	0	0	0	0	.309
3/21	Arkansas State	1B	3	2	2	3	0	0	0	0	0	0	0	.321
3/24	Vanderbilt	DH	2	0	0	0	0	0	0	1	2	0	0	.314
3/25	Vanderbilt	DH	4	1	1	0	0	0	0	0	3	0	0	.311
3/26	Vanderbilt	DH	5	0	0	0	0	0	0	0	1	0	0	.295
3/28	Samford	DH	5	1	3	1	1	0	0	0	1	0	0	.310
TOTALS			100	21	31	29	7	0	10	9	24	4	1	.310

CAREER HITTING STATS

YEAR	AVG	GP-GS	AB	R	H	2B	3B	HR	RBI	TB	SLG%	BB	HP	SO	GDP	OB%	SF	SH
2022	.300	56-56	210	51	63	13	1	16	52	126	.600	29	4	58	4	.393	1	0
2023	.310	25-25	100	21	31	7	0	10	29	68	.680	9	1	24	0	.366	2	0
TOTAL	.303	81-81	310	72	94	20	1	26	81	194	.626	38	5	82	4	.385	3	0