



MISSISSIPPI STATE BASEBALL

2021 NATIONAL CHAMPIONS

133 Seasons | 39 NCAA Tournament Appearances | 12 College World Series Appearances | 19 MLB First Round Draft Picks

2023 SCHEDULE & RESULTS

February			(6-3)
	TV	TIME	
17	VMI	SECN+	W, 11-2
18	VMI	SECN+	L, 14-13
19	VMI	SECN+	W, 9-3
21	ULM	SECN+	L, 11-5
22	ULM	SECN+	W, 14-3
24	ARIZONA STATE	SECN+	L, 13-4
25	ARIZONA STATE	SECN+	W, 5-1
26	ARIZONA STATE	SECN+	W, 16-3
28	vs. Southern Miss (1)	SECN+	W, 10-9
March			(10-9)
3	vs. Ohio State (3)	D1Baseball	L, 8-3
4	vs. Oklahoma (3)	D1Baseball	L, 15-9
5	vs. California (3)	D1Baseball	W, 8-4
7	VALPARAISO	SECN+	W, 12-2 (7)
10	LIPSCOMB	SECN+	W, 8-2
11	LIPSCOMB	SECN+	W, 4-3
11	LIPSCOMB	SECN+	W, 12-4
14	vs. Nicholls State (2)	SECN+	W, 12-4
15	vs. Louisiana (2)	SECN+	W, 4-2
17	at Kentucky *	SECN+	L, 6-5
18	at Kentucky *	SECN+	L, 12-3
19	at Kentucky *	SEC Network	L, 17-3 (7)
21	ARKANSAS STATE	SECN+	W, 16-2
24	VANDERBILT *	SECN+	L, 26-3 (7)
25	VANDERBILT *	SECN+	L, 18-5
26	VANDERBILT *	SECN+	L, 11-7
28	SAMFORD	SECN+	W, 9-4
30	SOUTH CAROLINA *	SEC Network	L, 6-4
31	SOUTH CAROLINA *	SECN+	W, 13-3 (7)
April			(3-2)
1	SOUTH CAROLINA *	SECN+	L, 14-5
4	GRAMBLING STATE	SECN+	W, 21-2 (7)
6	at Alabama *	SECN+	W, 12-8
7	at Alabama *	SECN+	L, 11-1 (7)
8	at Alabama *	ESPNU	W, 8-4
11	at UAB	ESPN+	6 p.m.
14	OLE MISS *	SECN+	6 p.m.
15	OLE MISS *	SEC Network	3 p.m.
16	OLE MISS *	SECN+	1 p.m.
18	SOUTHERN	SECN+	6 p.m.
21	at Auburn *	SECN+	6 p.m.
22	at Auburn *	SECN+	2 p.m.
23	at Auburn *	SECN+	1 p.m.
25	vs. Ole Miss (1)	--	6 p.m.
27	at Tennessee *	SEC Network	6 p.m.
28	at Tennessee *	SECN+	5:30 p.m.
29	at Tennessee *	ESPNU	1 p.m.
May			(0-0)
5	ARKANSAS *	SECN+	6 p.m.
6	ARKANSAS *	ESPNU	6:30 p.m.
7	ARKANSAS *	SECN+	1 p.m.
9	MEMPHIS	SECN+	6 p.m.
12	at LSU *	SEC Network	7:30 p.m.
13	at LSU *	SECN+	6 p.m.
14	at LSU *	SECN+	1 p.m.
16	NORTH ALABAMA	SECN+	6 p.m.
18	TEXAS A&M *	SECN+	6 p.m.
19	TEXAS A&M *	SECN+	6 p.m.
20	TEXAS A&M *	SECN+	2 p.m.

All times central and subject to change

HOME GAMES IN BOLD CAPS | * - Southeastern Conference game

(1) - Trustmark Park; Pearl, Miss. | (2) - MGM Park; Biloxi, Miss. | (3) - Riders Field; Frisco, Texas

Baseball Contact: Travis Rae | Email: TRae@athletics.msstate.edu | Twitter: @HailStateBB



Mississippi State

Record (SEC): 19-14 (3-9)
H/A/N: 13-8 / 2-4 / 4-2
Streak: W1
Rankings: Baseball America - NR, CBN - NR
D1Baseball - NR, NCBWA - NR
Perfect Game - NR, USA Today - NR
Head Coach: Chris Lemonis
Record at MSU (Yrs.): 159-81 (5th)
Career Record (Yrs.): 300-172-2 (9th)
First Year of Baseball: 1885
Program Record: 2,800-1,642-29 (.630)

APRIL 11, 2023

Mississippi State at UAB
Young Memorial Field || Birmingham, Ala.

Tuesday: 6:00 p.m. CT



UAB

Record (CUSA): 10-21 (3-9)
H/A/N: 4-8 / 2-7 / 4-6
Streak: L3
Rankings: Baseball America - NR, CBN - NR
D1Baseball - NR, NCBWA - NR
Perfect Game - NR, USA Today - NR
Head Coach: Casey Dunn
Record at UAB (Yrs.): 41-46 (2nd)
Career Record (Yrs.): 450-468 (19th)
First Year of Baseball: 1979
Program Record: 1,180-1,169-1 (.555)

GAMEDAY INFORMATION

Mississippi State at UAB
Young Memorial Field (Birmingham, Ala.)

Tuesday
First Pitch: 6:02 p.m. CT
TV: --
Internet Stream: ESPN+
Radio: MSU Radio Network
(96.1 FM locally)
hailst.at/audio
Audio Stream:

DAWG BITES

- The Dawgs are looking at becoming just the third school in SEC history to win 1,000 Southeastern Conference contests. The only schools to accomplish this feat are Florida and LSU. Mississippi State has 991 SEC wins in program history.
- Freshman Dakota Jordan is currently on the longest hitting streak of his career at eight games. Over those eight games, Jordan is hitting .536, the best mark on the team. He has gone 15-for-28 with seven extra base hits. Two of those extra base hits have been home runs. One of the homers hit the left field lofts at Dudy Noble Field.
- The Diamond Dawgs have been racking up strikeouts this season. Over 33 games, the Dawgs have tallied 356 Ks. The 356 punchouts are the seventh most in the NCAA this season. The staff ranks 9th in the country in strikeouts per nine innings, averaging 11.3. Five pitchers have 30 or more punchouts this season, Bradley Loftin (43), Landon Gartman (43), Jurrangelo Cijntje (41), Nate Dohm (37) and Colby Holcombe (34).
- Ross Highfill exploded at the plate in game three against Lipscomb. He hit three home runs, becoming the first Bulldog to do such since Brent Rooker did on April 8, 2017. He then added a two home run game against Alabama in the first game of the series.
- Head Coach Chris Lemonis picked up career win 300 on Saturday in the Dawgs 8-4 victory over Alabama. He has won 159 games as a Dawg entering the midweek contest against UAB.
- Mississippi State is great at turning out major league talent, with 66 Diamond Dawgs reaching the highest level of the sport, but it is also great at keeping student-athletes on campus. The Dawgs returned one player, KC Hunt, who was drafted in the 12th round by the Pittsburgh Pirates in 2022. The Dawgs will have seven on Opening Day MLB rosters.
- Mississippi State has the BEST fans in collegiate baseball, which showed during the season's first two weeks. The Dawgs averaged the most fans on opening weekend and led the nation drawing 11,127 per game. The Dawgs are averaging 10,708 per game, the second most in the NCAA.
- The Bulldog's captain, Luke Hancock, was named to the 2023 Buster Posey Award Watch List. This award goes to the best catcher in collegiate baseball.



PROGRAM QUICK FACTS

School Information

Location	Starkville, Mississippi
Founded	1878
Enrollment	23,086
President	Dr. Mark E. Keenum
Faculty Representative	Dr. Brent Fountain
Director of Athletics	Zac Selmon
Twitter	@ZacSelmon
Affiliation	NCAA Division I
Conference	Southeastern - Western Division
Nickname	Bulldogs
Colors	Maroon and White

Stadium

Name	Dudy Noble Field, Polk-DeMent Stadium
Capacity	15,000+
Field Dimensions	Left-330, Left Center-385, Center-400, Right Center-380, Right-305

2022 Team Information

Overall Record (SEC)	26-30 (9-21)
Home / Away / Neutral	18-14 / 7-12 / 1-4
Postseason	--
Lettermen Returning/Lost	14/19
Position Starters Returning/Lost	5/4
Pitchers Returning/Lost	7/11
Newcomers	27 (14 Freshmen, 13 Transfers)

Program Information

First Year of Baseball	1885 (133rd season)
First Year in SEC	1933 (Charter Member)
All-Time Record (Win %)	2,800-1,642-29 (.630)
All-Time SEC Record (Win %)	991-856-3 (.537)
SEC Championships (Last)	11 (2016)
SEC Tournament Championships (Last)	7 (2012)
NCAA Tournaments (Last)	39 (2021)
NCAA Super Regionals (Last)	10 (2021)
College World Series (Last)	12 (2021)
National Championship (Last)	1 (2021)

MEDIA INFORMATION

BASEBALL MEDIA PORTAL

Mississippi State has created an online portal for media members covering the Bulldogs' baseball program. To access the portal, visit hailst.at/BBMedia.

The Baseball Press Box Page of HailState.com will include links to media guides, quick facts, game notes, box scores, recaps, pool photography and team and staff headshots.

PRESS BOX SERVICES

A complete NCAA box score and pertinent game facts are available to members of the working media following each game. Seats will be assigned, and masks covering the nose and mouth may be required, consistent with current university policy. A pregame meal is served in the press box approximately one hour prior to each game.

The press box is equipped with high-speed internet and telephone access. It is also set up to accommodate television and team radio/video personnel.

RADIO BROADCASTS

Dudy Noble Field houses radio lines to support home and visitor radio broadcasts. For more information on the phone lines, please contact Travis Rae in the Communications office.

POSTGAME INTERVIEWS

Requested MSU players, along with head coach Chris Lemonis, will be available for a postgame media session in the Omaha Room approximately 20 minutes after home games. The Mississippi State locker room and team spaces are closed to the media.

MSU PLAYER/COACH AVAILABILITY

Players and coaches will be made available to the media upon request. Those wishing to set up an interview must contact Travis Rae via phone or email at least 48 hours prior to the desired interview time. On gameday, players and coaches are only available postgame.

In most cases, players will be available for a brief time before or after practices which are typically scheduled on weekday afternoons.

Media members are NOT permitted to contact student-athletes on their own at any time. This includes phone, email, text or through social media platforms. Student-athletes' contact information will not be given out.

PHOTOGRAPHERS / VIDEOGRAPHERS

A limited number of photographers and videographers will be permitted to shoot in the photo wells at each end of home and visiting dugouts. Those wishing to shoot a game must request access at least 24 hours before the game.

To access the SEC's media FTP, contact licensing@xosdigital.com.

CONTACT INFORMATION:

TRAVIS RAE Baseball

Office	(715) 205-0324
Email	TRAE@athletics.msstate.edu
Twitter	@TravisRae





2023 ROSTER

NUMERICAL

#	Name	Pos.	B/T	Ht.	Wt.	CL./Exp.	Hometown/High School (Previous School)
2	KC Hunt	RHP	L/R	6-3	200	Sr./Jr.	Wyckoff, N.J./Ramapo
3	David Mershon	INF	S/R	5-8	165	Fr./Fr.	Taylor, S.C./Eastside
4	Aaron Nixon	RHP	R/R	6-0	210	Jr./Jr.	McAllen, Texas/McAllen (Texas)
5	Aaron Downs	INF/OF	R/R	6-0	210	So./So.	Pella, Iowa/Heritage Academy
6	Logan Forsythe	RHP	R/R	6-0	190	Fr./Fr.	D'Iberville, Miss./D'Iberville
7	Connor Hujak	INF/OF	R/R	6-2	200	Jr./Jr.	Goffstown, N.H./Goffstown (VCU)
8	Amani Larry	INF	R/R	5-11	190	Jr./Jr.	Bossier City, La./Parkway (East Central CC/New Orleans)
9	Pico Kohn	LHP	L/L	6-4	200	So./So.	Verbena, Ala./Chilton County
10	Colton Ledbetter	OF	L/R	6-2	205	Jr./Jr.	Hoover, Ala./Spain Park (Samford)
11	Kellum Clark	OF	L/R	6-4	205	Jr./Jr.	Brandon, Miss./Brandon
12	Evan Siary	RHP	R/R	6-1	190	Fr./Fr.	Columbus, Miss./Starkville Academy
13	Nate Chester	INF	R/R	6-2	190	So./So.	Kansas City, Mo./Liberty North (John A. Logan CC)
14	Will Gibbs	RHP	R/R	6-0	180	Fr./Fr.	Flowood, Miss./Jackson Prep
15	Cade Smith	RHP	L/R	6-2	190	Jr./Jr.	Southaven, Miss./DeSoto Central
16	Cole Cheatham	LHP	L/L	6-3	185	So./So.	Ardmore, Ala./Ardmore
17	Stone Simmons	RHP	R/R	6-4	235	Sr./Jr.	Houston, Texas/The Kinkaid School (Furman)
19	Max Miller	LHP	L/L	6-1	205	Fr./Fr.	Vance, Miss./Vance
20	Luke Hancock	C/INF	L/R	5-11	195	Gr./Sr.	Houston, Miss./Houston
21	Colby Holcombe	RHP	R/R	6-6	250	So./So.	Florence, Ala./Central (Northeast Mississippi CC)
22	Ross Highfill	C	R/R	6-0	200	Fr./Fr.	Madison, Miss./Madison Central
24	State Alford	INF	R/R	6-3	220	So./So.	Madison, Ala./Bob Jones
25	Nate Dohm	RHP	R/R	6-4	210	So./So.	Zionsville, Ind./Zionsville (Ball State)
26	Tyson Hardin	RHP	R/R	6-2	185	So./So.	Dover, Fla./Strawberry Crest (Daytona State College)
27	Wil Hoyle	INF	S/R	5-10	170	Gr./Sr.	Durham, N.C./Jordan (Duke)
28	Bryce Hubbard	C	L/R	5-11	210	Fr./Fr.	Norcross, Ga./Wesleyan
29	Nate Williams	RHP	R/R	6-3	230	So./So.	Acworth, Ga./North Cobb (Florence Darlington CC)
30	Bradley Loftin	LHP	L/L	6-3	197	Fr./Fr.	Southaven, Miss./DeSoto Central
32	Parker Stinnett	RHP	R/R	6-2	190	Sr./Jr.	Oxford, Miss./Oxford (Northwest Mississippi CC)
33	Von Seibert	INF/OF	L/L	6-4	245	Sr./Jr.	Daphne, Ala./Daphne (Pearl River CC)
36	Landon Gartman	RHP	R/R	6-0	215	Sr./Jr.	Bogue Chitto, Miss./Enterprise (Pearl River CC/Memphis)
37	Hollis Porter	INF/OF	L/R	6-4	220	Fr./Fr.	Hurley, Miss./East Central
38	Bryce Chance	OF	R/R	5-10	180	So./Fr.	Ridgeland, Miss./Madison-Ridgeland Academy
39	Graham Yntema	LHP	L/L	6-4	230	So./So.	Lilburn, Ga./Parkview (Lawson State)
40	Ryan Williams	C	S/R	6-2	170	Fr./Fr.	Cypress, Texas/Bridgeland
42	Dakota Jordan	OF	R/R	6-0	220	Fr./Fr.	Canton, Miss./Jackson Academy
43	Lane Forsythe	INF	R/R	5-11	175	Jr./Jr.	Humboldt, Tenn./Trinity Christian Academy
44	Hunter Hines	INF/OF	L/R	6-3	209	So./So.	Madison, Miss./Madison Central
45	Tyler Davis	LHP	L/L	6-2	210	Jr./Jr.	Newport News, Va./Menchville (VCU)
48	Brooks Auger	RHP	R/R	6-5	205	Jr./Jr.	Farmerville, La./Cedar Creek (Hinds CC)
50	Jurrangelo Cijntje	BHP	S/S	5-11	170	Fr./Fr.	Pembroke Pines, Fla./Chapman Catholic
55	Brock Tapper	LHP	L/L	6-1	185	Fr./Fr.	Nesbit, Miss./DeSoto Central

COACHING / SUPPORT STAFF

Chris Lemonis - Head Coach (Fifth Season at Mississippi State, Eighth Overall; The Citadel, 1992)

Jake Gautreau - Assistant Coach (Sixth Season; Tulane, 2011)

Scott Foxhall - Assistant Coach (Fifth Season; College of Charleston, 2004)

Kyle Cheesebrough - Volunteer Assistant Coach (Fifth Season; Louisville, 2010)

Roger Rodeheaver - Director of Operations (Fifth Season; Indiana, 2010)

Blake Loper - Coordinator of Operations (Second Season; Mississippi State, 2020)

Bobby Austin - Coordinator of Player Development (Third Season; NC State, 2019)

Scott Shipman - Strength and Conditioning Coach (First Season; Augusta University, 2013)

Jason Wire - Associate Athletic Trainer (13th Season; St. Cloud State, 2006)

ROSTER BREAKDOWN

BY POSITION

RHP - 14 (Auger, Dohm, Lo. Forsythe, Gartman, Gibbs, Hardin, Holcombe, Hunt, Nixon, Siary, Simmons, Smith, Stinnett, N. Williams)

LHP - 7 (Cheatham, Davis, Kohn, Loftin, Miller, Tapper, Yntema)

INF - 6 (Alford, Chester, La. Forsythe, Hoyle, Larry, Mershon)

OF - 4 (Chance, Clark, Jordan, Ledbetter)

C - 3 (Highfill, Hubbard, R. Williams)

C/INF - 1 (Hancock)

BHP - 1 (Cijntje)

BY CLASS

FRESHMEN - 13 (Cijntje, Lo. Forsythe, Gibbs, Highfill, Hubbard, Jordan, Loftin, Mershon, Miller, Porter, Siary, Tapper, R. Williams)

SOPHOMORES - 12 (Alford, Chance, Cheatham, Chester, Dohm, Downs, Hardin, Hines, Holcombe, Kohn, N. Williams, Yntema)

JUNIORS - 9 (Auger, Clark, Davis, La. Forsythe, Hujak, Larry, Ledbetter, Nixon, Smith)

SENIORS - 5 (Gartman, Hunt, Seibert, Simmons, Stinnett)

GRADUATES - 2 (Hancock, Hoyle)

BY EXPERIENCE

FRESHMEN - 14 (Chance, Cijntje, Lo. Forsythe, Gibbs, Highfill, Hubbard, Jordan, Loftin, Mershon, Miller, Porter, Siary, Tapper, R. Williams)

JUNIORS - 14 (Auger, Clark, Davis, La. Forsythe, Gartman, Hujak, Hunt, Larry, Ledbetter, Nixon, Seibert, Simmons, Smith, Stinnett)

SOPHOMORES - 11 (Alford, Cheatham, Chester, Dohm, Downs, Hardin, Hines, Holcombe, Kohn, N. Williams, Yntema)

SENIORS - 2 (Hancock, Hoyle)

BY STATE

MISS. - 16 (Chance, Clark, Lo. Forsythe, Gartman, Gibbs, Hancock, Highfill, Hines, Jordan, Loftin, Miller, Porter, Siary, Smith, Stinnett, Tapper)

ALA. - 6 (Alford, Cheatham, Holcombe, Kohn, Ledbetter, Seibert)

GA. - 3 (Hubbard, N. Williams, Yntema)

TEXAS - 3 (Nixon, Simmons, R. Williams)

FLA. - 2 (Cijntje, Hardin)

LA. - 2 (Auger, Larry)

IND. - 1 (Dohm)

IOWA - 1 (Downs)

MO. - 1 (Chester)

NEW HAMPSHIRE - 1 (Hujak)

NEW JERSEY - 1 (Hunt)

N. CAROLINA - 1 (Hoyle)

S. CAROLINA - 1 (Mershon)

TENNESSEE - 1 (La. Forsythe)

VIRGINIA - 1 (Davis)

PRONUNCIATION GUIDE

Jurrangelo **Cijntje** SAIN-ja

Nate **Dohm** Dome

Jake **Gautreau** Go-TRO (long o)

Connor **Hujak** hi-Zack

Pico **Kohn** Konn

Chris **Lemonis** Luh-MOE-niss

Evan **Siary** Sea-air-EE

Von **Seibert** SEE-burt

Graham **Yntema** Ein-tuh-muh



HEAD COACH CHRIS LEMONIS

Since arriving in Starkville, Chris Lemonis has guided the Bulldogs to unparalleled success, including capturing Mississippi State's first national championship in 2021. He is the first Division I head coach to reach the College World Series in his first two full seasons as head coach of a program in the Super Regional era (since 1999).

In four seasons at MSU, Lemonis has compiled a 140-67 record (.676 winning percentage) and taken his program to two College World Series appearances during that span. In each of his two complete seasons at the helm of the Bulldogs, Lemonis has won 50-plus games, posting a 52-15 record in 2019 and a 50-18 mark in 2021. Lemonis notched his 100th win at MSU, doing so in his first 130 games. He is the fastest head coach in program history to reach the 100-win mark.

Lemonis led Mississippi State to its first ever national championship in 2021 and was named the National Coach of the Year by Baseball America following a 50-18 campaign and an impressive 10-3 showing in the NCAA Tournament. He became the fourth person picked as Baseball America's National Coach of the Year as both an assistant and head coach and received a substantial raise and long-term contract extension as a result.

The 18th head coach in the storied history of the program, a journey of nearly 40 years came full circle when he was introduced on June 25, 2018, on Adkerson Plaza inside Dudy Noble Field.

Following the 2022 season, Lemonis and the Bulldogs had six players drafted in the MLB Draft, increasing his total to 25 during his time in Starkville. He has extended his streak of having a first-round pick drafted as Landon Sims went early in the 2022 MLB Draft. Not only did the Bulldogs have success in the MLB Draft, but RJ Yeager was named Third Team All-American by the ABCA, NCBWA and Collegiate Baseball Newspapers. Hunter Hines earned Freshman All-American honors by Collegiate Baseball, NCBWA and D1 Baseball.

In 2021, the Bulldogs had five players drafted from their national championship squad, while a total of 19 players have been drafted by Major League Baseball during Lemonis' time in Starkville, including at least one first rounder in each year of his tenure. For the second straight full season, the Mississippi State baseball program saw a pair of student-athletes honored as All-Americans by the American Baseball Coaches Association in Tanner Allen and Landon Sims.

In his first season at the helm of the Diamond Dawgs, Lemonis became the winningest first-year head coach in SEC history and in the process led the 2019 edition to the second-most victories in program history at 52 (54; 1989). The 40 victories over MSU's first 50 games marked the third-most in the first 50 games of a season in program history and set the tone for State's second-straight trip to the College World Series.

Lemonis became one of just three SEC head coaches to advance to the College World Series in their inaugural season in the conference, joining Jake Gibbs (Ole Miss, 1972) and fellow Diamond Dawg skipper Pat McMahon (Mississippi State, 1998).

Four Diamond Dawgs earned All-American honors during Lemonis' first season, while left-handed pitcher Ethan Small was tabbed National Pitcher of the Year (College Baseball Foundation; American Baseball Coaches Association) and right-handed pitcher JT Ginn earned the National Freshman of the Year honor (Collegiate Baseball, Perfect Game). Ginn and Small each earned specialty awards from the SEC, as well, grabbing the conference's Freshman and Pitcher of the Year, respectively.

A school-record-tying 11 Diamond Dawgs heard their names called in the 2019 Major League Baseball First Year Player Draft, including three taken in the first 10 rounds. Small became the 15th Diamond Dawg taken in the first round of the MLB Draft, while SEC career hits leader Jake Mangum (4th; New York Mets) and Colby White (6th; Tampa Bay) each went in the first 10 rounds. The 11 selections were No. 3 nationally in 2019.

Owning a head coaching record of 281-158-2, Lemonis was also a part of nearly 800 wins as an assistant coach and three trips to the College World Series. During his time at Indiana, Lemonis' teams averaged 35.3 wins per season,

including a 40-win campaign during his final season in Bloomington. He averaged 39.2 victories per year during his career in an assistant role (784 wins), bolstered by a 44.9 wins-per-season average at Louisville. The Cardinals were college baseball's winningest program during that eight-year span and made the program's first three trips to Omaha.

Lemonis not only understands what it takes to get to Omaha as a coach but also as a player. A 1992 graduate of The Citadel, Lemonis added a 1990 appearance in the College World Series as a student-athlete. The appearance makes the Bulldogs one of just three schools in Southern Conference history and only current member of the conference to advance to Omaha.

One of the top recruiters and player development coaches in the country, Lemonis has seen success at every coaching stop. After helping his alma mater, The Citadel, to five NCAA Regional appearances in 12 seasons as an assistant coach, Lemonis joined college teammate Dan McDonald's staff at Louisville and quickly turned the Cardinals into an Omaha contender.

After helping Louisville to seven postseason berths in eight years, the 2013 American Baseball Coaches Association/Baseball America Assistant Coach of the Year headed to Indiana to take his first head coaching job with the Hoosier program in 2015.

In each of his head coaching stops, Lemonis has led his team to the NCAA postseason in his first season at the helm. He helped the Hoosiers into the NCAA Tournament field during his initial season in Bloomington, before he guided Mississippi State to the College World Series in 2019 – his first season in Starkville.

Overall, Lemonis enters his 29th season as a collegiate coach in 2023, making two College World Series appearance as a head coach, taking three trips to Omaha as an assistant, earning 17 NCAA tournament berths and aiding in five 50-win seasons. His pupils have earned 35 All-America honors, 18 Freshman All-America laurels and 94 have signed professional baseball contracts, with 18 getting the call up to Major League Baseball.

Widely regarded as one of the elite recruiters and developers of talent in all of college baseball, a total of 100 student-athletes have been selected in the Major League Baseball Draft under Lemonis' watch, with 18 of those reaching the highest level of professional baseball.

Since arriving at Louisville for the 2006-07 academic year, Lemonis has been a part of 14 nationally ranked recruiting classes, including his first three classes at Mississippi State. His initial Diamond Dawgs recruiting class was tabbed as the No. 12 class nationally by Baseball America and Perfect Game, while it earned the No. 9 ranking from Collegiate Baseball Newspaper. In 2019, he and his staff brought in another top-10 ranked class, finishing as high as No. 6 by Baseball America.

Over his first four seasons in Starkville, Lemonis has tutored 20 picks in the MLB First Year Player Draft, including four first rounders and two second rounders. Sixteen of Lemonis' Indiana players were taken in the MLB Draft in his final four years in Bloomington and 14 signed professional contracts. He also recruited and coached nine of the Hoosier's school-record 10 MLB Draft choices in 2019.

Along with the second-most single-season victories (52) during the 2019 season, his team also posted the second-best 20-, 30- and 40-game starts (18-2, 25-5, 32-8) in program history. He joined Pat McMahon as the only two Diamond Dawg dugout bosses to lead the program to the College World Series in their initial campaign and his 52 wins were the most by a first-year SEC head coach in the conference's history.

Lemonis and his wife, the former Jill MacEdowney, have two daughters, Marissa and Mackenzie. The Myrtle Beach, South Carolina native earned his Bachelor of Science in physical education from The Citadel in 1992 and received his Master of Arts in sport management in 1994.

He is also no stranger to Starkville, as he resided on campus as a newborn during his father's time as a student at State. His father, Thomas, was a 1973 Mississippi State graduate with a degree in electrical engineering.

THE LEMONIS FILE

Personal

Hometown:	Myrtle Beach, South Carolina
Wife:	Jill
Children:	Marissa & Mackenzie
College:	The Citadel, 1992

Coaching Career

2019-Present:	Mississippi State Head Coach
2015-18:	Indiana Head Coach
2007-14:	Louisville Assistant Coach
2003-06:	The Citadel Associate Head Coach
1995-2002:	The Citadel Assistant Coach

Lemonis Year-by-Year

As a Head Coach

Yr.	School	Record	Postseason
2015	Indiana	35-24	NCAA Regional
2016	Indiana	32-24	--
2017	Indiana	34-24-2	NCAA Regional
2018	Indiana	40-19	NCAA Regional
2019	Mississippi State	52-15	College World Series
2020	Mississippi State	12-4	**
2021	Mississippi State	50-18	National Champions
2022	Mississippi State	26-30	--
2023	Mississippi State	19-14	--
Totals	9th season	300-172-2	

2021 National Champions

Five NCAA Regionals

Two NCAA Super Regionals

Two NCAA College World Series

** No postseason due to COVID-19

As an Assistant Coach

1995	The Citadel	39-21	NCAA Regional
1996	The Citadel	33-26	--
1997	The Citadel	37-21	--
1998	The Citadel	37-24	NCAA Regional
1999	The Citadel	41-20	NCAA Regional
2000	The Citadel	39-20	--
2001	The Citadel	38-24	NCAA Regional
2002	The Citadel	31-26	--
2003	The Citadel	32-25	--
2004	The Citadel	39-28	NCAA Regional
2005	The Citadel	25-34	--
2006	The Citadel	34-27	--
2007	Louisville	47-24	College World Series
2008	Louisville	41-21	NCAA Regional
2009	Louisville	47-18	NCAA Super Regional
2010	Louisville	50-14	NCAA Regional
2011	Louisville	32-29	--
2012	Louisville	41-22	NCAA Regional
2013	Louisville	51-14	College World Series
2014	Louisville	50-17	College World Series
Totals	20 Seasons	784-455	

12 NCAA Regionals

Four NCAA Super Regionals

Three College World Series



SCORECARD SUMMARIES

2023 statistics listed | Probable starters based on previous games

Pos.	Name	Elg.	B/T	Ht./Wt.	Avg.	R	H	RBI	Notes
C	Ross Highfill	Fr.	R/R	6-0/200	.268	18	22	22	
Had a three home run game earlier this season against Lipscomb; Hit four homers last week, including three against Alabama									
1B	Luke Hancock	Sr.	L/R	5-11/195	.320	29	32	28	
Team Captain; Second on team with 32 walks; Has 10 multi-hit games									
2B	Amani Larry	Jr.	R/R	5-11/190	.306	43	34	22	
Tied for first on the team with 14 stolen bases; Fifth in SEC by being hit by 12 pitches; Hit safely in five of the last six games									
SS	Lane Forsythe	Jr.	R/R	5-10/175	.250	20	24	14	
Third on the team with walks drawn with 26; Has an on-base percentage of .415									
3B	Slate Alford	So.	R/R	6-3/220	.272	18	25	19	
Drove in eight runs last week against Grambling and Alabama; Has homered in three of the last six games									
LF	Dakota Jordan	Fr.	R/R	6-0/220	.342	13	26	17	
Hitting .412 over last five games; On an eight home hitting streak, longest of his career; Had four extra base hits in the last five games									
CF	Colton Ledbetter	Jr.	L/R	6-2/220	.339	33	40	38	
Leads team with 34 base on balls, the fourth most in the NCAA; Second on team with 38 RBIs; Leads team with 14 stolen bases									
RF	Kellum Clark	Jr.	L/R	6-4/205	.298	37	34	21	
Has 11 multi-hit game of the season; Has six multi-RBI games; Is second on the team with nine home runs; Hitting .375 over last five games									
DH	Hunter Hines	So.	L/R	6-3/210	.346	28	44	43	
Leads team in home runs with 14; Hitting .389 over the last five games; Leads team with 43 RBIs; Has homered in four of the last six games									

TEAM STATISTICAL RANKINGS



NCAA Category	Rank	Rank
Batting		
Base on Balls	3	204
Batting Average	29	288
Doubles	34	292
Doubles Per Game	77	295
Hit By Pitch	183	232
Hits	22	269
Home Runs	19	290
Home Runs Per Game	24	291
On Base Percentage	16	288
Runs Scored	15	287
Sacrifice Bunts	124	44
Sacrifice Flies	8	294
Scoring	29	293
Slugging Percentage	21	294
Stolen Bases	56	189
Stolen Bases Per Game	79	203
Triples	273	54
Triples Per Game	289	68

Pitching		
Earned Run Average	205	103
Hit Batters	80	67
Hits Allowed Per 9 Inn.	19	131
Shutouts	--	--
Strikeout-to-Walk Ratio	172	149
Strikeouts Per 9 Innings	9	215
WHIP	208	110
Walks Allowed Per 9 Inn.	274	95

Miscellaneous		
Double Plays Turned	249	280
Double Plays Per Game	271	286
Fielding Percentage	238	41
Triple Plays	--	--
W-L Percentage	112	248

National statistical rankings listed above will be updated prior to each weekend series and midweek games.

PITCHING PROBABLES

* - Game started



32 | Parker Stinnett | Jr. | RHP

Quick Stats

	W-L	ERA	BAA	IP	SO/BB
2023	1-0	20.25	.615	2.2	4/0
Career	6-1	5.53	.221	53.2	84/42

Last Three Appearances

4/4/23	Grambling*	W, 21-2
1.0 IP, 2 H, 1 R, 1 ER, 0 BB, 2 K (W)		
4/1/23	South Carolina	L, 14-5
0 IP, 4 H, 4 R, 4 ER, 0 BB, 0 K (ND)		
2/18/23	VMI	L, 14-13
1.2 IP, 2 H, 2 R, 1 ER, 0 BB, 2 K (ND)		

CAREER SITUATIONAL STATISTICS

Runners On Base (H-AB)

Name	'19 & '20	'21	'22	'23	Total	Avg.
Alford, Slate	--	--	6-16	11-53	17-69	.246
Chance, Bryce	--	--	--	20-48	20-48	.417
Chester, Nate	--	--	--	2-5	2-5	.400
Clark, Kellum	--	12-51	23-87	12-48	47-186	.252
Downs, Aaron	--	--	2-14	3-7	5-21	.238
Forsythe, Lane	--	24-86	16-58	15-52	55-196	.280
Hancock, Luke	12-36	39-121	27-97	17-61	95-315	.302
Highfill, Ross	--	--	--	11-47	11-47	.234
Hines, Hunter	--	--	40-112	29-70	69-182	.379
Hoyle, Wil	--	--	--	1-8	1-8	.125
Hubbard, Bryce	--	--	--	1-3	1-3	.333
Hujsak, Conner	--	--	--	4-19	4-19	.210
Jordan, Dakota	--	--	--	14-47	14-47	.297
Larry, Amani	--	--	--	14-50	14-50	.280
Ledbetter, Colton	--	--	--	29-71	29-71	.408
Mershon, David	--	--	--	2-12	2-12	.167
Seibert, Von	--	--	7-21	1-4	8-25	.320
TOTAL					394-1304	.302

Runners in Scoring Position (H-AB)

Name	'19 & '20	'21	'22	'23	Total	Avg.
Alford, Slate	--	--	3-11	8-34	11-45	.244
Chance, Bryce	--	--	--	14-30	14-30	.467
Chester, Nate	--	--	--	1-4	1-4	.250
Clark, Kellum	--	6-31	16-56	7-28	29-115	.252
Downs, Aaron	--	--	1-8	1-3	2-11	.181
Forsythe, Lane	--	16-60	10-44	9-25	35-129	.271
Hancock, Luke	10-24	28-87	16-65	8-38	62-214	.290
Highfill, Ross	--	--	--	6-28	6-28	.214
Hines, Hunter	--	--	20-60	15-43	35-103	.340
Hoyle, Wil	--	--	--	1-5	1-5	.200
Hubbard, Bryce	--	--	--	1-2	1-2	.500
Hujsak, Connor	--	--	--	2-10	2-10	.200
Jordan, Dakota	--	--	--	10-31	10-31	.322
Larry, Amani	--	--	--	9-27	9-27	.333
Ledbetter, Colton	--	--	--	20-46	20-46	.435
Mershon, David	--	--	--	1-8	1-8	.125
Seibert, Von	--	--	5-10	0-2	5-12	.416
TOTAL					244-820	.297



MSU RECORD WHEN...

	OVERALL	SEC
Overall	19-14	3-9
vs. Top-5 Teams	0-3	0-3
vs. Top-10 Teams	1-2	1-2
vs. Top-25 Teams	1-0	0-0
Non-Conference	16-5	0-0
SEC	3-9	3-9
SEC East	1-8	1-8
SEC West	2-1	2-1
At Home	13-8	1-6
On the Road	2-4	2-4
At Neutral Sites	4-2	0-0
In Day Games	7-11	0-7
In Night Games	12-3	3-2
vs. Teams .500 Or Better	14-12	3-9
vs. Teams Worse Than .500	5-2	0-0
vs. Left-Handed Starter	8-8	1-4
vs. Right-Handed Starter	11-6	2-5
When Starter Receives Decision	10-9	1-6
When Reliever Receives Decision	9-5	2-3
When Starter Goes 5+ Innings	9-5	1-5
When Starter Goes <5 Innings	10-9	2-4
When Scoring First	8-4	2-4
When Opponent Scores First	11-10	1-5
When Leading After 6 Innings	15-3	1-2
When Trailing After 6 Innings	2-10	1-6
When Tied After 6 Innings	2-1	1-1
When Leading After 8 Innings	14-0	2-0
When Trailing After 8 Innings	0-10	0-5
When Tied After 8 Innings	1-1	0-1
In One-Run Games	2-2	0-1
In Two-Run Games	1-1	0-1
In 5+ Run Games	12-10	1-6
Weekend Series W-L-T	4-3	1-3
Series Sweeps/Times Swept	1/2	0/2
When Scoring 0-2 Runs	0-1	0-1
When Scoring 3-5 Runs	3-10	0-7
When Scoring 6-9 Runs	5-2	1-1
When Scoring 10+ Runs	11-1	2-0
Shutouts/Times Shut Out	0/0	0/0
In Extra Innings	0-1	0-1
When Opponent Scores 4 Runs Or Less	17-0	2-0
When Opponent Scores 5 Runs Or More	2-14	1-9
When Out-Hitting Opponent	17-3	2-2
When Out-Hit by Opponent	1-11	0-7
When Hits Are Equal	1-0	1-0
When Hitting A Home Run	16-10	3-7
When Opponent Hits A Home Run	8-12	3-8
When Errorless	7-1	1-1
When Committing One Error	5-6	1-4
When Committing 2+ Errors	7-7	1-4
When Opponent is Errorless	5-5	1-4
When Opponent Commits One Error	6-3	1-3
When Opponent Commits 2+ Errors	8-6	1-2
Game 1 of Weekend	3-5	1-3
Game 2 of Weekend	3-5	1-3
Game 3 of Weekend	5-3	1-3
Monday	0-0	0-0
Tuesday	6-1	0-0
Wednesday	2-0	0-0
Thursday	1-1	1-1
Friday	3-5	1-3
Saturday	4-5	1-3
Sunday	3-2	0-2

GOOD EYE

- The Diamond Dawgs are finding ways to reach base this season, including drawing walks. The Bulldogs have drawn 206 base on balls this season, the third most in the NCAA and leads the SEC.
- Eight different players have drawn ten or more walks this season.
- Colton Ledbetter leads the team with 34 walks this season. Luke Hancock follows with 32 walks, while Lane Forsythe is third on the team with 26. Ledbetter ranks fourth in the nation in walks and first in the SEC.
- As a team, the Dawgs have 16 players who have drawn a walk.
- This season, MSU has six games with 10 or more walks. The Dawgs drew a season-high 12 walks against Valparaiso and had 11 in the win over Grambling.
- The most walks in a single season for the Dawgs was set in 1989 when Jody Hurst drew 69.

SEEING DOUBLE

- Over 33 games of the season, the Diamond Dawgs have racked up 68 doubles.
- They are averaging 2.06 doubles per game.
- Over the five years under Coach Lemonis, the Dawgs have had two seasons with over 100 doubles.
- The 2019 team, set the school record with doubles with 166.
- The 68 doubles this season is the third most in the SEC, but only six doubles separate the Dawgs and the SEC leader.
- The Dawgs have hit a double in 28 of the 33 games this season, including a season-high six against VMI during opening weekend.
- Mississippi State has hit a double in 12 straight games. The Dawgs hit seven doubles against Alabama in the three game series.
- Luke Hancock leads the team with 11 doubles on the season, while Hunter Hines follows with nine.
- Twelve different players have collected a double on the season, with eight players having five or more.

SHOWING OFF THE POWER

- The Dawgs have hit 56 home runs the 19th best mark in the NCAA.
- In its three game set against Alabama, MSU hit seven homers, four in the first game of the series and three in the series finale.
- The Dawgs have hit a home run in 26 of 33 games this season, including hitting a homer in six of the last seven games.
- Eleven different players have hit a homer this season.
- Hunter Hines leads the team with 14 bombs, while Kellum Clark follows with nine.
- This season, the Dawgs have three players who hit two or more home runs in a game. Ross Highfill, Hunter Hines and Slate Alford all have had multi-home run games this season. Each was their first multi-homer game of their career.
- Against Lipscomb, freshman Ross Highfill hit three homers for the Dawgs. He is the first player since Brent Rooper did this on April 8, 2017 against Kentucky.
- Highfill continued to show off his power as in the first game of the Alabama series, he had his second multi-homer game of the season. He hit a solo home run in the 2nd and a three run shot in the 7th.
- Clark closed out the first game of the doubleheader against Lipscomb with a walk off home run, the first for the Dawgs during the 2023 season. This was also the first walk off homer since March 25, 2022 when RJ Yeager walked off Alabama.

RACKING UP THE STRIKEOUTS

- The Diamond Dawgs have been racking up strikeouts this season. Over 33 games, the Dawgs have tallied 356 Ks.
- The 356 punchouts are the seventh most in the NCAA this season.
- The staff ranks 9th in the country in strikeouts per nine innings, averaging 11.3.
- Five pitchers have 30 or more punchouts this season, Bradley Loftin (43), Landon Gartman (43), Jurrangelo Cijntje (41), Nate Dohm (37) and Colby Holcombe (34).
- Every pitcher who has thrown for the Dawgs this season has tallied at least four strikeout.
- The Dawgs pitching staff has tallied 10 or more strikeouts in 21 games this season, including the first 10 games of the season.
- MSU's pitching racked up 17 Ks against South Carolina on March 30th. This is a single game high for the staff.
- The program record for most strikeouts in a season is set at 817, by the 2021 team. For fifth most strikeouts in a season is 592, which was set last year.

CHASING 1,000 SEC WINS

- The Dawgs are looking at becoming just the third school in SEC history to win 1,000 Southeastern Conference contests. The only schools to accomplish this feat are Florida and LSU.
- Mississippi State has 991 SEC wins in program history.
- Alabama is the next closest to 1,000 wins and they have 987.

FREE SHIRTS!

- Since his arrival at MSU, head coach Chris Lemonis has handed out a shirt to signify the top performance of each victory. Each shirt is numbered by victory and here is who they've went to:

Game	Student-Athlete, Position (# in 2023)
1	VMI Amani Larry, IF (1)
2	VMI Landon Gartman, RHP (1)
3	ULM Jurrangelo Cijntje, BHP (1)
4	Arizona State Graham Yntema, LHP (1)
5	Arizona State Colton Ledbetter, OF (1)
6	Southern Miss Nate Dohm, RHP (1)
7	Cal Nate Dohm, RHP (2)
8	Valparaiso Bradley Loftin, LHP (1)
9	Lipscomb Jurrangelo Cijntje, BHP (2)
10	Lipscomb Kellum Clark, OF (1)
11	Lipscomb Ross Highfill, C (1)
12	Nicholls Hunter Hines, IF, (1)
13	Louisiana Colby Holcombe, RHP (1)
14	Arkansas State Bradley Loftin, LHP (2)
15	Samford Dakota Jordan, OF (1)
16	South Carolina Landon Gartman, RHP (2)
17	Grambling Wil Hoyle, IF (1)
18	Alabama Ross Highfill, C (2)
19	Alabama Nate Dohm, RHP (3)

DOHMINATING

- Sophomore Nate Dohm was named to the NWBCA Stopper of the Year Watch List and we can see why.
- He has made nine appearances out of the bullpen this year and holds an ERA of 0.77
- In 23.1 innings pitched, he has 25 strikeouts and has four wins, while picking up two saves.
- Dohm is holding opponents to hit .163 off him.
- Dohm has inherited 11 runs on base and only four have come around to score.

HINES ON A TEAR

- Sophomore Hunter Hines has been on a tear over the last eight games. Over the span, the Dawgs sophomore is hitting .500
- He leads the team in hits (16), home runs (4),

and RBIs (15) over the last eight games.

- He has hit safely in seven of the last eight games.
- He has homered in four of the last eight games and leads the team with 14 home runs on the season.

WIN 300 FOR LEMONIS

- Head Coach Chris Lemonis picked up career win 300 on Saturday in the Dawgs 8-4 victory over Alabama.
- He has won 159 games as a Dawg entering the midweek contest against UAB.

JORDAN SHINES FOR DAWGS

- Freshman Dakota Jordan is currently on the longest hitting streak of his career at eight games.
- Over those eight games, Jordan is hitting .536, the best mark on the team.
- He has gone 15-for-28 with seven extra base hits. Two of those extra base hits have been home runs. One of the homers hit the left field lofts at Dudy Noble Field.
- He has an on-base percentage of .600 over this span.

BEST FANS IN THE LAND

- Mississippi State has the **BEST** fans in collegiate baseball, which showed during the 2023 season. The Dawgs averaged the most fans on opening weekend and led the nation drawing 11,127 per game.
- The Dawgs are averaging 10,708 per game, the second most in the NCAA.
- The SEC holds the top five spots for average attendance this season.
- On Feb. 25 against Arizona State, the Dawgs drew the 7th largest crowd in NCAA history for an on-campus facility. The Dawgs and Sun Devils drew 14,320.
- The Dawgs hold the top 11 marks in NCAA history for NCAA on-campus facilities. Dudy Noble Field holds 22 of the 25 largest crowds in NCAA history.
- After drawing over 30,000 fans on opening weekend, MSU drew over 34,000 for the three-game set against Arizona State. Against the Sun Devils, the Dawgs drew more than 11,000 for each game.
- The Dawgs have welcomed over 30,000 fans into Dudy Noble Field for each weekend series.

BIG LEAGUE TALENT

- Mississippi State is great at turning out major league talent, with 66 Diamond Dawgs reaching the highest level of the sport, but it is also great at keeping student-athletes on campus.
- The Dawgs returned one player, KC Hunt, who was drafted in the 12th round by the Pittsburgh Pirates in 2022.
- The 2022 MLB Draft saw three Diamond Dawgs Landon Sims get drafted in the competitive balance round of the draft. He is the 19th member of the MSU baseball team to get drafted in the first round.
- The Dawgs had six players drafted in the 2022 draft with Sims being the first player picked. Logan Tanner was drafted in the second round of the draft by the Cincinnati Reds and is the highest drafted catcher in program history.
- Preston Johnson (Round 7; Baltimore), KC Hunt (Round 12; Pittsburgh), Jackson Frisoe (Round 12; New York (AL)) and Kamren James (Round 16; Tampa Bay) were all drafted.
- Over the last two drafts (2021-22) the Dawgs have seen 11 players get drafted. In 2021, Will Bednar was drafted 14th overall by the San Francisco Giants.

UNI WATCH

- The old age states, "look good, feel good." And, when you feel good you usually preform well. Below is a list of how MSU fared in each of its uniforms over this season:

Uniform	2023
Black Script State	3-2
White Script State	2-2
Maroon '85s	3-5
White '85s	3-2
Cream Script State	0-1
White Pinstripes	6-1
Grey Script State	1-1
Grey Pinstripes	1-0

DAWGS STEALING BASES

- The Dawgs have been stealing bases this season and have the second most stolen bases in the SEC with 49.
- Colton Ledbetter and Amani Larry lead the team with 14.
- The Dawgs stole a season-high seven bases against Samford. The single game record for stolen bases in a contest is ten, which was set for March 14, 2017 against Arkansas-Pine Bluff.

THE DUDE EFFECT

- It's been written about. It's been Tweeted about. It's been talked about. It's what has become known as The Dude Effect. If anyone had forgotten or doubted that the best home-field advantage in all of college baseball is inside the confines of Mississippi State's Dudy Noble Field. Opponents don't simply have to defeat the Diamond Dawgs. Visitors have to conquer the cowbell-crazed home crowd as well.
- Winning at home has been challenging for opponents when coming to The Dude. Since 1967, the Diamond Dawgs have had a 72.9 winning percentage when playing at home.
- Fans come and fill the stadium as 95 games have had crowds of 10,000 fans. Ten of those games came during the 2022 season.
- The Dude holds the NCAA On-Campus Attendance Record as it saw 15,586 fans in the stadium when the Diamond Dawgs took on Ole Miss on April 12, 2014.
- The Diamond Dawgs have won 1,244 games at the Dude.
- Under Head Coach Chris Lemonis, the Dawgs are 107-38 (73.6%) at Dudy Noble Field.
- Coach Lemonis has guided the Dawgs to two seasons of 30 or more wins.

OMADAWGS

- Did you know that the Diamond Dawgs are one of three programs in NCAA History and the only Southeastern Conference program to play in the NCAA Men's College World Series in six-straight decades.
- The Dawgs join Texas and Florida State as the only teams that have been to an MCWS for six decades.
- Mississippi State has advanced to Omaha 12 times in program history, with three appearances coming since 2018.
- The Omadawgs have one national championship (2021), a runner-up finish, and two third-place finishes in program history.
- - The Dawgs have advanced to the MCWS in the 1970s, 1980s, 1990s, 2000s, 2010s, and 2020s. MSU went to the MCWS in 1971, 1979, 1981, 1985, 1990, 1997, 1998, 2007, 2013, 2018, 2019, and 2021.

MISC. HITTING STATS

2023 MULTI-HIT GAMES

PLAYER	2	3	4	5+	TOTAL
Hunter Hines	8	5	1	-	14
Kellum Clark	10	1	-	-	11
Luke Hancock	9	1	-	-	10
Amani Larry	7	2	1	-	10
Colton Ledbetter	5	3	1	-	9
Slate Alford	6	1	1	-	8
Bryce Chance	5	3	-	-	8
Ross Highfill	2	3	-	-	5
Dakota Jordan	3	2	-	-	5
Lane Forsythe	5	-	-	-	5
David Mershon	2	-	-	-	2
Aaron Downs	1	-	-	-	1
Connor Hujak	1	-	-	-	1
TOTAL	64	21	4	0	89

2023 MULTI-RBI GAMES

PLAYER	2	3	4	5+	TOTAL
Colton Ledbetter	4	2	3	1	10
Hunter Hines	3	3	3	1	10
Luke Hancock	5	1	1	-	7
Ross Highfill	4	-	2	-	6
Kellum Clark	5	1	-	-	6
Dakota Jordan	4	2	-	-	6
Bryce Chance	4	1	1	-	6
Slate Alford	2	2	-	1	5
Lane Forsythe	4	-	-	-	4
Amani Larry	1	-	2	-	3
Connor Hujak	-	1	-	-	1
TOTAL	36	13	12	3	64

HITTING STREAKS

PLAYER	SEASON	CURRENT	CAREER
Hunter Hines	7	1	12
Colton Ledbetter	7	1	10*
Luke Hancock	8	--	9
Kellum Clark	5	2	9
Dakota Jordan	8	8	8
Connor Hujak	2	--	8*
Wil Hoyle	1	1	7*
Lane Forsythe	7	--	7
Ross Highfill	6	4	6
Bryce Chance	5	5	5
Amani Larry	4	1	4
Slate Alford	3	--	3
Aaron Downs	2	1	2
Von Seibert	1	--	2
Nate Chester	2	--	2
David Mershon	2	--	2
Bryce Hubbard	1	1	1

* - indicates streaks from previous school



STATE TO THE SHOW

Diamond Dawgs Playing in Major League Baseball

Name (Yrs. at MSU)	Pos.	Organization
Adam Frazier (2011-13)	IF	Baltimore Orioles
Kendall Graveman (2010-13)	RHP	Chicago White Sox
Nathaniel Lowe (2016)	IF	Texas Rangers
Hunter Renfroe (2011-13)	OF	Los Angeles Angels
Brent Rooker (2014-17)	OF	Oakland Athletics
Chris Stratton (2010-12)	RHP	St. Louis Cardinals
Brandon Woodruff (2012-14)	RHP	Milwaukee Brewers

Diamond Dawgs in Minor League Baseball

Name (Yrs. at MSU)	Pos.	Organization (Level)
Tanner Allen (2018-21)	OF	Miami Marlins (A)
Will Bednar (2020-21)	RHP	San Francisco Giants (A)
Eric Cerantola (2019-21)	RHP	Kansas City Royals (A)
Gavin Collins (2014-16)	IF	Tampa Bay Rays (AAA)
Brad Cumbest (2019-22)	OF	Colorado Rockies (R+)
Justin Foscue (2018-20)	IF	Texas Rangers (AAA)
J.P. France (2018)	RHP	Houston Astros (AAA)
Jackson Frisoe (2021-22)	RHP	New York Yankees (R+)
J.T. Ginn (2019-20)	RHP	Oakland Athletics (AA)
Cole Gordon (2016-19)	RHP	New York Mets (AAA)
Houston Harding (2020-21)	LHP	Los Angeles Angels (A)
Jonathan Holder (2010-13)	RHP	Los Angeles Angels (AAA)
Zac Houston (2014-16)	RHP	New York Yankees (AA)
Dakota Hudson (2014-16)	RHP	St. Louis Cardinals (AAA)
Kamren James (2020-22)	IF	Tampa Bay Rays (R+)
Keegan James (2016, 18-19)	RHP	Colorado Rockies (R+)
Preston Johnson (2021-22)	RHP	Baltimore Orioles (R+)
Rowdey Jordan (2018-21)	OF	New York Mets (AA)
Christian MacLeod (2020-21)	LHP	Minnesota Twins (A)
Jake Mangum (2016-19)	OF	Miami Marlins (AAA)
Zach Neff (2018)	LHP	Minnesota Twins (AA)
Konnor Pilkington (2016-18)	LHP	Cleveland Guardians (AAA)
Peyton Plumlee (2017, 19)	RHP	Houston Astros (A)
Landon Sims (2020-22)	RHP	Arizona Diamondbacks (R+)
Ethan Small (2016, 18-19)	LHP	Milwaukee Brewers (AAA)
Hunter Stovall (2016-18)	IF	Colorado Rockies (AAA)
Logan Tanner (2020-22)	C	Cincinnati Reds (A)
Andrew Walling (2022)	P	Philadelphia Phillies (A)
Jordan Westburg (2018-20)	IF	Baltimore Orioles (AAA)
Colby White (2019)	RHP	Tampa Bay Rays (AAA)
RJ Yeager (2022)	IF	St. Louis Cardinals (A)

Diamond Dawgs Coaching in Professional Baseball

Name (Yrs. at MSU)	Organization	Team (Level)
Travis Chapman (1997-2000)	New York Yankees	New York Yankees (MLB)
Chris Maloney (1982-83)	Atlanta Braves	Mississippi Braves (AA)
Buck Showalter (1977)	New York Mets	New York Mets (MLB)
Chris Young (2000-02)	Chicago Cubs	Chicago Cubs (MLB)

Diamond Dawgs Working in Professional Baseball

Name (Yrs. at MSU)	Organization	Role
Jeff Brantley (1982-85)	Cincinnati Reds	Broadcaster
Will Clark (1983-85)	San Francisco Giants	Special Assistant

THE LAST TIME...

- SEC Tournament | % - NCAA Regional | ^ - NCAA Super Regional | \$ - College World Series

A MISSISSIPPI STATE TEAM...

Won 15+ Consecutive Games	17 - February 15-March 8, 2013
Won 10+ Consecutive Games	14 - February 23-March 16, 2019
Won 10+ Consecutive SEC Games	12 - April 30-May 25, 2016
Won 5+ Consecutive SEC Games	5 - April 30-May 8, 2021
Lost 5+ Consecutive Games	9 - April 30-May 15, 2022
Lost 5+ Consecutive SEC Games	18 - April 30, 2022- March 30, 2023
Swept a Three-Game Series	Lipscomb; March 10-12, 2023
at Home	Lipscomb; March 10-12, 2023
on The Road	at Alabama; May 20-22, 2021
Swept a Non-Conference Three-Game Series	Lipscomb; March 10-12, 2023
at Home	Lipscomb; March 10-12, 2023
on The Road	at Hawaii-Hilo; 1985
Swept a Three-Game SEC Series	at Alabama; May 20-22, 2021
at Home	Texas A&M; April 30-May 2, 2021
on The Road	at Alabama; May 20-22, 2021
Was Swept in a Three-Game Series	Vanderbilt, March 24-26, 2023
at Home	Vanderbilt, March 24-26, 2023
on The Road	at Kentucky, March 17-19, 2023
Was Swept in a Three-Game Non-Conference Series	at Southern Miss; February 16-18, 2018
at Home	Southeastern Louisiana; February 26-28, 2010
on The Road	at Southern Miss; February 16-18, 2018
Was Swept in a Three-Game SEC Series	Vanderbilt, March 24-26, 2023
at Home	Vanderbilt, March 24-26, 2023
on The Road	at Kentucky, March 17-19, 2023
Played An Extra-Inning Game	L, 6-5 (10 Innings) - at Kentucky, March 17, 2023
Won An Extra-Inning Game	W, 7-6 (11 innings) - at Ole Miss; April 23, 2022
Lost An Extra-Inning Game	L, 6-5 (10 innings) - at Kentucky, March 17, 2023
Played Consecutive Extra-Inning Games	May 4-5, 2018; at Alabama, W, 14-12 (10 innings) and L, 3-4 (10 innings)
Won Consecutive Games in Extra-Inning	May 10-11, 2014; Tennessee, W, 1-0 (10 innings) and W, 4-3 (12 innings)
Won on a Walk-Off	W, 4-3 - Lipscomb; March 11, 2023
Kellum Clark home run in the 9th inning	
Won Consecutive Games Via A Walk-Off	April 12 & 14, 2022; UAB, W, 6-5 and Auburn W, 7-6
Kamren James RBI sac fly in the tenth inning (UAB)	
Luke Hancock RBI walk in the ninth inning (Auburn)	

A MISSISSIPPI STATE OFFENSE...

Scored 30+ Runs	32 - Jackson State; April 29, 1988
Scored 25+ Runs	27 - Alcorn State; April 20, 2010
Scored 20+ Runs	21 - Grambling; April 4, 2023
Scored 15+ Runs	21 - Grambling; April 4, 2023
Scored 10+ Runs In An Inning	11 - Grambling (1st); April 4, 2023
Scored 9+ Runs In An Inning	11 - Grambling (1st); April 4, 2023
Scored 8+ Runs In An Inning	8 - Grambling (2nd); April 4, 2023
Had 30+ Hits	30 - Kentucky; April 30, 1989
Had 25+ Hits	26 - Little Rock; February 28, 1999
Had 20+ Hits	20 - Missouri; April 29, 2022
Had 20+ Hits in Back-to-Back Games	Auburn (20, 21); March 23-24, 2019
Had 6+ Home Runs	6 - UT Martin; April 5, 2022
Had 5+ Home Runs	6 - UT Martin; April 5, 2022
Hit Back-To-Back Home Runs	3rd Inning, Hunter Hines (2R HR)/Dakota Jordan (Solo) - South Carolina; March 31, 2023
Hit Back-To-Back-To-Back Home Runs	3rd Inning, Kellum Clark(2R HR)/Brad Cumbest (Solo)/RJ Yeager (Solo) - Southern; March 23, 2022
Had 3+ Triples	3 - Southern Cal; March 14, 2004
Had 8+ Doubles	8 - Auburn; March 24, 2019
Had 7+ Doubles	7 - UAB; April 20, 2021
Had 6+ Doubles	6 - VMI; Feb. 18, 2023
Had 10+ Walks	12 - vs. Valparaiso; March 7, 2023
Had 9+ Stolen Bases	10 - Arkansas-Pine Bluff; March 18, 2017
Had 8+ Stolen Bases	10 - Arkansas-Pine Bluff; March 18, 2017
Didn't Strikeout in a Game	Grambling; April 4, 2023
Had Two or Fewer Strikeouts	0 - Grambling; April 4, 2023
Was Shut Out	at Georgia (0-11); March 18, 2022
at Home	Long Beach State (0-3); February 18, 2022
on The Road	at Georgia (0-11); March 18, 2022
Back-To-Back Games	Auburn (0-5, 0-4); March 27-28, 2015
Three-Straight Games	vs. Southern Miss (0-3); March 24, 2015 and Auburn (0-5, 0-4); March 27-28, 2015

A MISSISSIPPI STATE DEFENSE...

Turned 5+ Double Plays	5 - San Diego; March 8, 2015
Turned 4+ Double Plays	5 - San Diego; March 8, 2015
Turned 3+ Double Plays	3 - Texas A&M-1; May 1, 2021
Turned A Triple Play	Auburn-Montgomery, March 9, 1991
Had 5+ Errors	5 - at Vanderbilt; March 18, 2011
Had 4+ Errors	4 - vs. Ohio State; March 3, 2023
Threw Out 3 Base Runners	3 - Logan Tanner; Tulane; February 26, 2021



THE LAST TIME...

- SEC Tournament | % - NCAA Regional | ^ - NCAA Super Regional | \$ - College World Series

MISSISSIPPI STATE PITCHING STAFF...

Threw a No-Hitter Jackson Fristoe (6 IP), Landon Sims (1 IP), Mikey Tepper (1 2/3 IP), Cam Tullar (1/3 IP); Kent State, March 7, 2021
Held Opponent To 1 Hit at Texas A&M; May 3, 2019
Held Opponent To 2 Hits Eastern Michigan; March 13, 2021

NOTE: Jacksonville State (5/18/21) had just two hits in a five-inning, rain-shortened game

NOTE: Valparaiso (3/7/23) had just two hits in a seven-inning, run rule game

Struck Out 25+ Batters 26 - at LSU; 1909
Struck Out 20+ Batters 21 - vs. Texas; June 20, 2021 \$
Struck Out 15+ Batters 16 - South Carolina; April 1, 2023
Did Not Issue A Walk at Auburn; April 10, 2021
Shut Out An Opponent vs. Vanderbilt (9-0); June 30, 2021 \$
 at Home Eastern Michigan (14-0); March 12, 2021
 on The Road at Alabama (7-0); May 21, 2021
 Neutral Site Game vs. Vanderbilt (9-0); June 30, 2021 \$
 Postseason Game vs. Vanderbilt (9-0); June 30, 2021 \$
 Back-To-Back Shutouts 2021 (Kent State, March 7 [13-0]; Grambling, March 9 [10-0] and Louisiana-Lafayette, March 10 [4-0])
 Three Straight Shutouts 2021 (Kent State, March 7 [13-0];
 Grambling, March 9 [10-0] and Louisiana-Lafayette, March 10 [4-0]; Eastern Michigan, March 12 [14-0])
 Four Straight Shutouts 2021 (Kent State, March 7 [13-0];
 Grambling, March 9 [10-0] and Louisiana-Lafayette, March 10 [4-0]; Eastern Michigan, March 12 [14-0])
Shut Out An SEC Opponent vs. Vanderbilt (9-0); June 30, 2021 \$
 At Home Alabama (6-0); April 12, 2019
 On The Road at Alabama (7-0); May 21, 2021
 Neutral Site vs. Vanderbilt (9-0); June 30, 2021 \$

A MISSISSIPPI STATE BATTER HAD...

Hit for the Cycle Brad Freeman; South Alabama, February 17, 1998
Walk-Off Hit Kellum Clark (Solo HR); Lipscomb, March 11, 2023
8+ At-Bats 8 - Jordan Westburg, Tanner Allen & Rowdey Jordan vs. LSU, May 22, 2019 #
6+ Hits 6 - Adam Frazier; at Virginia, June 8, 2013
5+ Hits 5 - Tanner Allen; South Carolina, May 16, 2019
4+ Hits 4 - Hunter Hines, South Carolina, March 31, 2023
2+ Hits In An Inning Hunter Hines (HR, 1B; 1st Inning); Grambling, April 4, 2023
5+ Runs 5 - Jon Knott; Little Rock, February 28, 1999
4+ Runs 4 - Colton Ledbetter; Arkansas State, March 21, 2023
3+ Doubles 3 - Justin Foscue; Georgia, April 26, 2019
2+ Triples 2 - C.T. Bradford; at Arizona, March 9, 2014
3+ Home Runs 3 - Ross Highfill; Lipscomb, March 11, 2023
2+ Home Runs 2 - Slate Alford; South Carolina, March 31, 2023
Inside-The-Park Home Run Cody Brown; vs. Kentucky, April 7, 2017
Pinch Hit Home Run Connor Hujsak; Lipscomb, March 11, 2023
Leadoff Home Run (Top or bottom of 1st inning) RJ Yeager (Bottom 1st); Tennessee, May 21, 2022
Walk-Off Home Run Kellum Clark (solo); Lipscomb, March 11, 2022
Hit a Grand Slam Slate Alford; Grambling, April 4, 2023
Multiple Grand Slams Never
A Pinch-Hit Grand Slam Never
10+ RBIs 11 - Jason Nappi; at UAB, March 18, 2008
9+ RBIs 9 - Ryan Duffy; vs. Jackson State, April 6, 2010
8+ RBIs 8 - Brent Rooker; vs. Indiana State, February 24, 2017
7+ RBIs 7 - Kellum Clark vs. Princeton, March 11, 2022
10+ Total Bases 10 - Slate Alford, South Carolina, March 31, 2023
4+ Walks 4 - Logan Tanner; Kent State, March 5, 2021
3+ Walks 3 - Luke Hancock; Grambling, April 4, 2023
4+ Stolen Bases 4 - Derrick Armstrong; vs. Michigan State, March 1, 2014
3+ Stolen Bases 3 - Amani Larry; Nicholls, March 14, 2023
Stole Home Connor Hujsak; Samford, March 28, 2023
4+ Hit By Pitches 4 - Rowdey Jordan; at Auburn, April 11, 2021
3+ Hit By Pitches 4 - Rowdey Jordan; at Auburn, April 11, 2021

A MISSISSIPPI STATE PITCHER HAD...

A Perfect Game J.T. Peatross; Mississippi College (1-0), 1918
A No-Hitter Jackson Fristoe (6 IP), Landon Sims (1 IP), Mikey Tepper (1 2/3 IP), Cam Tullar (1/3 IP); Kent State, March 7, 2021
A Complete Game No-Hitter Gene Morgan (7 IP); at Hawaii-Hilo (2-0), April 6, 1985
A Complete Game (9 Inn.) Jacob Billingsley; at Southern Miss (8-1), June 6, 2017 %
A Complete Game (7 Inn.) JT Ginn; at Texas A&M-1 (0-1), May 4, 2019
 Complete-Game 1-Hitter Unknown
 Complete-Game 2-Hitter Ricky Bowen; vs. Ole Miss, March 16, 2008
 Consecutive Complete Games Dakota Hudson; 2016 (at Auburn (4-0), May 13 and Arkansas (7-0), May 19)
A Complete-Game Shutout Dakota Hudson; vs. Arkansas (7-0), May 19, 2016
 at Home Dakota Hudson; vs. Arkansas (7-0), May 19, 2016
 on The Road Dakota Hudson; at Auburn (4-0), May 13, 2016
 SEC Game Dakota Hudson; vs. Arkansas (7-0), May 19, 2016
 as a Freshman Scott Tanksley; vs. Mississippi College (6-0), April 20, 1993
 Postseason Game B.J. Wallace; vs. Nicholls State (1-0), May 21, 1992 %
17+ Strikeouts 17 - Chris Stratton; at LSU, March 16, 2012
15+ Strikeouts 15 - Will Bednar; vs. Texas, June 20, 2021 \$
10+ Strikeouts 11 - Bradley Loftin; Valparaiso, March 7, 2023
Recorded Two Saves In One Day Trevor Fitts; vs. Marshall and Alabama A&M, February 22, 2015

HONORS TRACKER

Colton Ledbetter, OF

D1Baseball Top 100 Collegiate MLB Draft Prospects (No. 26)
D1Baseball Top 100 Impact Transfers (No. 5)
Perfect Game Preseason All-American (third team)
Preseason All-SEC (second team)

Cade Smith, RHP

D1Baseball Top 100 Collegiate MLB Draft Prospects (No. 53)

Landon Gartman, RHP

D1Baseball Top 100 Impact Transfers (No. 31)

Amani Larry, IF

D1Baseball Top 100 Impact Transfers (No. 33)
NCBWA Preseason All-American (second team)

Nate Dohm, RHP

D1Baseball Top 100 Impact Transfers (No. 5)
NCBWA Stopper of the Year Watch List

Aaron Nixon, RHP

D1Baseball Top 100 Impact Transfers (No. 5)
NCBWA Stopper of the Year Watch List

Connor Hujsak, IF/OF

D1Baseball Top 100 Impact Transfers (No. 93)

Luke Hancock, C

Preseason All-SEC (second team)
Buster Posey National Caccher of the Year Watch List

Bryce Chance, OF

SEC Co-Freshman of the Week (2/20)



2023 HOME RUN TRACKER

No.	Player	Game	Date	Opponent	Pitcher	On Base	Inn.	Outs	Count	Score	Final
1	Bryce Chance	1	Feb. 17	VMI	Kaltreider	1	6	2	1-1	3-2	W, 11-2
2	Colton Ledbetter	2	Feb. 18	VMI	Wilkerson	1	1	0	0-1	0-1	L, 14-13
3	Hunter Hines	2	Feb. 18	VMI	Hawley	0	2	0	0-0	9-1	L, 14-13
4	Amani Larry	3	Feb. 19	VMI	Barker	1	3	1	0-1	0-3	W, 9-3
5	Kellum Clark	3	Feb. 19	VMI	Thompson	0	4	0	0-0	2-3	W, 9-3
6	Kellum Clark	3	Feb. 19	VMI	Light	0	6	1	1-1	3-3	W, 9-3
7	Luke Hancock	4	Feb. 21	ULM	Orton	1	7	2	1-2	0-11	L, 11-5
8	Bryce Chance	4	Feb. 21	ULM	Judice	1	9	1	2-2	3-11	L, 11-5
9	Colton Ledbetter	5	Feb. 22	ULM	Shaw	1	4	1	2-0	4-0	W, 14-3
10	Slate Alford	5	Feb. 22	ULM	Shuffler	1	6	2	1-0	6-0	W, 14-3
11	Dakota Jordan	5	Feb. 22	ULM	Shuffler	2	7	1	1-0	10-0	W, 14-3
12	Colton Ledbetter	8	Feb. 26	Arizona State	Tieding	3	4	1	3-1	5-2	W, 16-3
13	Lane Forsythe	8	Feb. 26	Arizona State	Wainscott	0	6	0	2-1	9-2	W, 16-3
14	Hunter Hines	8	Feb. 26	Arizona State	Varnado	1	7	0	1-0	10-2	W, 16-3
15	Amani Larry	9	Feb. 28	Southern Miss	Monistere	0	4	0	0-1	5-4	W, 10-9
16	Ross Highfill	11	March 4	Oklahoma	Pierce	0	3	2	0-0	4-8	L, 15-9
17	Hunter Hines	11	March 4	Oklahoma	Pierce	0	5	0	1-0	7-12	L, 15-9
18	Amani Larry	12	March 5	Cal	Colwell	0	7	1	1-1	4-4	W, 8-4
19	Kellum Clark	12	March 5	Cal	Becerra	1	8	1	1-1	5-4	W, 8-4
20	Hunter Hines	13	March 7	Valparaiso	Hack	1	6	1	2-0	7-2	W, 12-2
21	Kellum Clark	13	March 7	Valparaiso	Hack	0	6	1	2-2	9-2	W, 12-2
22	Hunter Hines	14	March 10	Lipscomb	Giles	1	7	2	1-0	6-1	W, 8-2
23	Connor Hujsak	15	March 11	Lipscomb	Van Treeck	0	6	1	1-1	3-2	W, 4-3
24	Kellum Clark	15	March 11	Lipscomb	Van Treeck	0	9	0	2-2	3-3	W, 4-3
25	Ross Highfill	16	March 11	Lipscomb	Smith	0	2	0	1-1	2-1	W, 12-4
26	Hunter Hines	16	March 11	Lipscomb	Harmon	1	6	1	0-1	7-4	W, 12-4
27	Ross Highfill	16	March 11	Lipscomb	Harmon	0	6	1	3-1	9-4	W, 12-4
28	Ross Highfill	16	March 11	Lipscomb	Williams	1	8	1	2-0	10-4	W, 12-4
29	Hunter Hines	17	March 14	Nicholls	Hayes	1	1	2	1-0	2-0	W, 12-4
30	Hunter Hines	17	March 14	Nicholls	Llinas	1	4	1	2-2	6-2	W, 12-4
31	Colton Ledbetter	17	March 14	Nicholls	Mancuso	0	7	1	2-0	9-4	W, 12-4
32	Kellum Clark	19	March 17	at Kentucky	Williams	0	4	1	0-2	1-4	L, 6-5
33	Hunter Hines	20	March 18	at Kentucky	Bosma	0	2	0	0-1	0-0	L, 12-3
34	Hunter Hines	20	March 18	at Kentucky	Bosma	1	4	0	0-1	1-0	L, 12-3
35	Kellum Clark	21	March 19	at Kentucky	Lee	1	3	2	2-1	1-4	L, 17-3
36	Colton Ledbetter	22	March 21	Arkansas State	Federick	1	4	1	3-1	13-0	W, 16-2
37	Lane Forsythe	24	March 25	Vanderbilt	Owen	1	7	1	1-0	2-8	L, 18-5
38	Kellum Clark	25	March 26	Vanderbilt	Futrell	0	4	0	3-2	1-6	L, 11-7
39	Luke Hancock	25	March 26	Vanderbilt	Futrell	0	4	1	1-0	2-6	L, 11-7
40	Connor Hujsak	25	March 26	Vanderbilt	Cunningham	2	6	1	0-0	4-11	L, 11-7
41	Colton Ledbetter	27	March 30	South Carolina	Hicks	1	5	2	0-0	1-3	L, 6-4
42	Hunter Hines	28	March 31	South Carolina	Hall	1	3	1	0-1	1-1	W, 13-3
43	Dakota Jordan	28	March 31	South Carolina	Hall	0	3	1	1-0	3-1	W, 13-3
44	Slate Alford	28	March 31	South Carolina	Williamson	0	5	0	2-1	6-3	W, 13-3
45	Slate Alford	28	March 31	South Carolina	Wheeler	0	6	0	0-1	10-3	W, 13-3
46	Dakota Jordan	29	April 1	South Carolina	Veach	1	6	2	2-0	2-3	L, 14-5
47	Hunter Hines	30	April 4	Grambling	Boudreaux	1	1	0	0-1	2-1	W, 21-2
48	Ross Highfill	30	April 4	Grambling	Martinez	1	1	2	0-1	5-1	W, 21-2
49	Slate Alford	30	April 4	Grambling	Mims III	3	2	2	1-1	15-2	W, 21-2
50	Ross Highfill	31	April 6	Alabama	Banks	0	2	1	0-1	2-0	W, 12-8
51	Hunter Hines	31	April 6	Alabama	Ball	0	7	1	1-2	4-4	W, 12-8
52	Slate Alford	31	April 6	Alabama	Myers	1	7	2	0-2	5-4	W, 12-8
53	Ross Highfill	31	April 6	Alabama	Myers	2	7	2	1-0	7-4	W, 12-8
54	Hunter Hines	32	April 8	Alabama	Hitt	1	1	1	0-2	0-0	W, 8-4
55	Ross Highfill	32	April 8	Alabama	Moza	0	7	1	0-0	3-4	W, 8-4
56	Kellum Clark	32	April 8	Alabama	Woods	1	8	0	1-1	5-4	W, 8-4

* - leadoff homerun

2023 HOW IT WAS WON

Below is a chart representing how the eventual game-winning run was recorded for Mississippi State in 2023.

Gm	Opponent	Final	Player	Inn.	Outs	Play	Score at Time
1.	VMI	11-2	Luke Hancock	3	1	Sacrifice fly	3-0
2.	VMI	9-3	Kellum Clark	6	1	Home Run	3-3
3.	ULM	14-3	Amani Larry	4	0	Sacrifice fly	4-0
4.	Arizona State	5-1	Lane Forsythe	4	1	Single	1-1
5.	Arizona State	16-3	Kellum Clark	4	0	Single	3-2
6.	Southern Miss	10-9	Hunter Hines	8	1	Sacrifice fly	9-9
7.	Cal	8-4	Amani Larry	7	1	Home Run	4-4
8.	Valparaiso	12-2	Bryce Chance	4	2	Single	2-2
9.	Lipscomb	8-2	Ross Highfill	3	0	Single	1-1
10.	Lipscomb	4-3	Kellum Clark	9	0	Home Run	3-3
11.	Lipscomb	12-4	Luke Hancock	6	1	Double	4-4
12.	Nicholls	12-4	Bryce Chance	2	1	Single	4-0
13.	Louisiana	4-2	Colton Ledbetter	5	1	Double	2-1
14.	Arkansas State	16-2	Kellum Clark	1	0	Double	2-0
15.	Samford	9-4	Dakota Jordan	5	2	Double	3-4
16.	South Carolina	13-3	Dakota Jordan	3	1	Home Run	3-1
17.	Grambling	21-2	Hunter Hines	1	0	Home Run	2-1
18.	Alabama	12-8	Ross Highfill	7	2	Home Run	7-4
19.	Alabama	8-4	Dakota Jordan	7	2	Double	5-4



SEC UPDATE

Standings

Western Division											
	SEC	Pct.	GB	Division	Overall	Pct.	Home	Away	Neutral	L10	Streak
Arkansas	8-4	.667	--	8-4	25-6	.806	20-2	3-3	2-1	6-4	W1
LSU	7-4	.636	0.5	4-2	26-5	.839	20-2	4-2	2-1	7-3	W1
Texas A&M	5-7	.417	3.0	5-4	20-12	.625	14-7	4-4	2-1	5-5	W1
Alabama	4-8	.333	4.0	2-4	23-10	.697	18-6	4-4	1-0	5-5	L1
Auburn	4-8	.333	4.0	1-5	19-12-1	.609	15-6-1	2-6	2-0	4-6	L1
Mississippi State	3-9	.250	5.0	2-1	19-14	.576	13-8	2-4	4-2	5-5	W1
Ole Miss	2-10	.167	6.0	2-4	18-13	.581	13-7	3-6	2-0	3-7	L1
Eastern Division											
	SEC	Pct.	GB	Division	Overall	Pct.	Home	Away	Neutral	L10	Streak
Vanderbilt	11-1	.917	--	5-1	26-6	.813	16-3	6-1	4-2	9-1	W1
South Carolina	9-2	.818	1.5	6-0	28-4	.875	19-1	7-3	2-0	8-2	L1
Florida	9-3	.750	2.0	2-1	27-6	.818	19-5	8-1	0-0	8-2	L1
Kentucky	9-3	.750	2.0	4-2	27-5	.844	18-1	9-4	0-0	7-3	L2
Tennessee	5-7	.417	6.0	1-5	22-10	.688	20-3	1-6	1-1	6-4	W1
Missouri	4-8	.333	7.0	4-8	20-11	.645	12-3	4-7	4-1	3-7	L1
Georgia	3-9	.250	8.0	2-7	18-14	.563	12-8	4-5	2-1	4-6	W1

Schedule/Results

all times central

TUESDAY, APRIL 11

Auburn at Georgia Tech	5 p.m. (ACC Network Extra)
Florida State at Florida	5 p.m. (SECN+)
Eastern Kentucky at Tennessee	5:30 p.m. (SECN+)
Clemson at Georgia	6 p.m. (SECN)
Kentucky at Louisville	6 p.m. (ACC Network)
Southern Miss at Alabama	6 p.m. (SECN+)
North Alabama at Vanderbilt	6 p.m. (SECN+)
Mississippi State at UAB	6 p.m. (ESPN+)
Tulane at LSU	6 p.m. (ESPN+)
UTSA at Texas A&M	6 p.m. (SECN+)
USC Upstate at South Carolina	6 p.m. (SECN+)
Missouri at Missouri State	6:30 p.m. (ESPN+)
Memphis at Ole Miss	6:30 p.m. (SECN+)
Little Rock at Arkansas	6:30 p.m. (SECN+)

WEDNESDAY, APRIL 12

Little Rock at Arkansas	4 p.m. (SECN+)
Alcorn State at Ole Miss	6:30 p.m. (SECN+)

Week-by-Week Polls

Week	BA	CB	D1	BW	PG	USA	RPI
Preseason	NR	22	NR	31	NR	RV	--
Week 1	NR	24	NR	NR	NR	--	--
Week 2	NR	NR	NR	RV	NR	NR	--
Week 3	NR	NR	NR	NR	NR	NR	74
Week 4	NR	NR	NR	RV	NR	NR	56
Week 5	NR	NR	NR	NR	NR	NR	54
Week 6	NR	NR	NR	NR	NR	NR	59
Week 7	NR	NR	NR	NR	NR	NR	46
Week 8	NR	NR	NR	NR	NR	NR	30

BA - Baseball America, CB - Collegiate Baseball Newspaper, D1 - D1Baseball, BW - National Collegiate Baseball Writers Association, PG - Perfect Game, USA - USA Today Coaches Poll, RPI - NCAA RPI

(--) - No poll/RPI released by the publication.

IN THE POLLS

Baseball America		Collegiate Baseball		D1Baseball		NCBWA		Perfect Game		USA Today/Coaches	
1. LSU	26-5	1. LSU	26-5	1. LSU	26-5	1. LSU	26-5	1. LSU	26-5	1. LSU	26-5
2. Florida	27-6	2. Vanderbilt	26-6	2. Wake Forest	28-4	2. Wake Forest	28-4	2. Florida	27-6	2. Wake Forest	28-4
3. Wake Forest	28-4	3. South Carolina	28-4	3. Florida	27-6	3. Florida	27-6	3. Wake Forest	28-4	3. Florida	27-6
4. Vanderbilt	26-6	4. Wake Forest	28-4	4. Vanderbilt	26-6	4. Vanderbilt	26-6	4. Vanderbilt	26-6	4. Vanderbilt	26-6
5. South Carolina	28-4	5. Virginia	28-4	5. Arkansas	25-6	5. Arkansas	25-6	5. South Carolina	28-4	5. South Carolina	28-4
6. Arkansas	25-6	6. Florida	27-6	6. South Carolina	28-4	6. Virginia	28-4	6. Arkansas	25-6	6. Arkansas	25-6
7. Stanford	21-7	7. Arkansas	25-6	7. Virginia	28-4	7. South Carolina	28-4	7. Virginia	28-4	7. Virginia	28-4
8. Virginia	28-4	8. Louisville	24-7	8. Stanford	21-7	8. Stanford	21-7	8. Stanford	21-7	8. Stanford	21-7
9. East Carolina	24-8	9. Stanford	21-7	9. East Carolina	24-8	9. East Carolina	24-8	9. East Carolina	24-8	9. Louisville	24-7
10. Louisville	24-7	10. Arizona State	23-9	10. Louisville	24-7	10. Louisville	24-7	10. Louisville	24-7	10. East Carolina	24-8
11. Campbell	24-6	11. Kentucky	27-5	11. Boston College	21-9	11. Kentucky	27-5	11. North Carolina	22-10	11. Kentucky	27-5
12. Kentucky	27-5	12. Texas	23-10	12. Kentucky	27-5	12. Tennessee	22-10	12. Tennessee	22-10	12. Tennessee	22-10
13. North Carolina	22-10	13. Cal State Fullerton	16-10	13. North Carolina	22-10	13. North Carolina	22-10	13. Kentucky	27-5	13. North Carolina	22-10
14. Oklahoma State	23-10	14. North Carolina	22-10	14. Campbell	24-6	14. Boston College	21-9	14. UCLA	19-8-1	14. Boston College	21-9
15. Texas	23-10	15. East Carolina	24-8	15. Florida Gulf Coast	26-6	15. Florida Gulf Coast	26-6	15. Boston College	21-9	15. Campbell	24-6
16. Boston College	21-9	16. UC Santa Barbara	19-9	16. Tennessee	22-10	16. Campbell	24-6	16. Campbell	24-6	16. Oklahoma State	23-10
17. Tennessee	22-10	17. TCU	20-12	17. Coastal Carolina	20-9	17. Oklahoma State	23-10	17. Texas Tech	22-10	17. Florida Gulf Coast	26-6
18. Coastal Carolina	20-9	18. Oklahoma State	23-10	18. Oklahoma State	23-10	18. Coastal Carolina	20-9	18. Florida Gulf Coast	26-6	18. Texas	23-10
19. Texas Tech	22-10	19. Campbell	24-6	19. Texas	23-10	19. Texas	23-10	19. Oklahoma State	23-10	19. UCLA	19-8-1
20. Miami (Fla.)	20-12	20. Tennessee	22-10	20. Connecticut	22-8	20. Texas Tech	22-10	20. Coastal Carolina	20-9	20. Connecticut	22-8
21. Southern California	20-10-1	21. Miami (Fla.)	20-12	21. Texas Tech	22-10	21. UCLA	19-8-1	21. Dallas Baptist	23-9	21. Coastal Carolina	20-9
22. Arizona State	23-9	22. Oregon	20-9	22. UCLA	19-8-1	22. Connecticut	22-8	22. Connecticut	22-8	22. Texas Tech	22-10
23. TCU	20-12	23. Texas Tech	22-10	23. Southern California	20-10-1	23. Arizona State	23-9	23. Southern California	20-10-1	23. Arizona State	23-9
24. Florida Gulf Coast	26-6	24. Southern California	20-10-1	24. Arizona State	23-9	24. Miami (Fla.)	20-12	24. Indiana	22-10	24. Southern California	20-10-1
25. Connecticut	22-8	25. Florida Gulf Coast	26-6	25. TCU	20-12	25. West Virginia	23-9	25. Texas	23-10	25. Miami (Fla.)	20-12
		26. Ball State	23-8			26. Southern California	20-10-1				
		27. UC San Diego	20-9			27. TCU	20-12				
		28. Louisiana	23-9			28. Texas A&M	20-12				
		29. Coastal Carolina	20-9			29. Dallas Baptist	23-9				
		30. Xavier	20-12			30. Oregon	20-9				

2023 Scheduled Opponents in Bold



DUDY NOBLE FIELD

BIOGRAPHY

The largest on-campus facility in college baseball, Dudy Noble Field will see the 57th season of Mississippi State baseball at its current site in 2023. With over 1,690 games played at the venue, the Diamond Dawgs have a .730 winning percentage at the facility, which recently received a \$68-million upgrade.

The field is named in honor of longtime MSU baseball coach, athletics director and ABCA Hall of Famer Clarke Randolph "Dudy" Noble. On April 27, 1998 the facility was renamed Dudy Noble Field, Polk-DeMent Stadium, honoring another ABCA Hall of Famer, former Bulldog skipper Ron Polk, and the late Gordon DeMent, a successful businessman and longtime fan of the Diamond Dawgs from Indianola, Mississippi.

The Origin

From 1929 until 1964, Mississippi State hosted its baseball games at the original on-campus venue, Hardy Field, which was located several hundred yards to the south of the Bulldogs' home football venue, Davis Wade Stadium at Scott Field. The baseball field was closed following the 1964 season to make way for the construction of Dorman Hall and for the next two seasons the Diamond Dawgs played their home games at Redbird Park in Columbus, Mississippi, capturing SEC titles both seasons at their temporary home.

The tin-roofed grandstand and 2,000-seat bleachers from the original Dudy Noble Field were transported to the stadium's present site, which became playable for the 1967 campaign. Since that time, facility enhancements have followed at a steady pace to make the "Carnegie Hall of College Baseball" one of the finest all-around facilities on the road to Omaha. Among with numerous upgrades, the current site has seen two complete demolitions and reconstructions, the latest occurring during a three-year span (2017-19) and opening prior to the start of the 2019 campaign.

Leading the Attendance Boom

With a laundry list of legendary names on its all-time roster, it comes as no surprise that Mississippi State ranks among the nation's attendance leaders year in and year out. The Dudy Noble Field faithful have sold out the reserved seating allotment every season since 1987.

Along with routinely hosting some of the largest crowds in the SEC, ten of the last 12 three-day Super Bulldog Weekend series have drawn more than 25,000 fans.

MSU eclipsed the 200,000 mark in paid attendance at Dudy Noble Field for six-straight seasons between 2012-17, marking the first such occurrence in the program's history. In 2013, the Diamond Dawgs' five-millionth fan walked through the turnstiles at Dudy Noble Field. Since home attendance figures were charted starting in 1976, the "Carnegie Hall of College Baseball" has seen 7,283,977 fans rush through the gates.

In 22 of the last 23 seasons, Mississippi State has averaged 6,000 fans per game, including a record average of 10,259 during the 2022 campaign. Overall, State has eclipsed the 200,000-fan mark 14 times since 2002, with a school-record 373,784 viewing the 2019 home schedule.

Of the top 25 all-time college baseball on-campus attendances, Dudy Noble Field finds itself on the list 19 times, most notably owning the all-time on-campus attendance record of 15,586 on April 12, 2014. The Bulldogs own 15 of the top 16 marks in NCAA on-campus history and are the only NCAA baseball program to boast on-campus attendances of 14,000 or more. The five largest NCAA Super Regional crowds have all assembled in Starkville, Mississippi, as well.

From April 11-13, 2014, the Bulldog faithful flooded the gates at Dudy Noble Field to the tune of 39,181 fans for a three-game series versus Ole Miss. The nearly 40,000 fans on the weekend set an NCAA on-campus attendance record for a three-game series.

Dudy Noble Field has ushered in crowds of 10,000 or better 84 times, including 2007 NCAA Super Regional-record draws of 13,715 and 12,620 for nationally-televised, late-morning games against Clemson. In 2019, the first season of the "New Dude," the Diamond Dawgs garnered crowds of 10,000-plus a school-record 10 times.

Mississippi State has hosted 26 postseason events at the facility, including three NCAA District III Tournaments (1973-75), five SEC tournaments (1979, 81, 83, 88 & 95), 16 NCAA Regionals (1979, 84-85, 87-89, 90, 92, 97, 2000, 03, 13, 16, 19 & 21) and four NCAA Super Regionals (2007, 16, 19 & 21).

The Left Field Lounge

The aura of Mississippi State baseball at Dudy Noble Field is certainly not confined to the loyal legions in the impressive grandstand, pro-style luxury sky suites or luxurious Left Field Lofts.

In fact, some of the more highly-prized seats at Bulldog baseball games are found beyond the outfield fence in the Left Field Lounge™. Waiting lists greet those seeking to purchase one of the 96 outfield lounges in the iconic two-level outfield tailgate.

Once a colorful assortment of pickup trucks, motor homes, and trailers — most equipped with grills — lined the outfield fence, completing a circle of humanity at Dudy Noble Field. Now, the permanent lounge spaces are connected to the concourse, allowing everyone to stroll through and experience the iconic lounge culture.

What began in the late 1960s as a popular gathering spot for baseball-loving MSU supporters now forms college baseball's largest tailgate party.

The "New Dude"

The second demolition at the current site occurred following the 2017 season and the \$68 million facility opened its gates for the 2019 campaign. Architect Wier Boerner Allin, along with consultants Populous and famed stadium architect/State alum Janet Marie Smith designed the project, while construction manager ICM and general contractor JESCO Construction, Inc. oversaw the construction.

Covering 12 acres of land on the Mississippi State University campus, the 230,000 square foot facility carries on Dudy Noble Field's legacy as the "Carnegie Hall of College Baseball." Installation of the second largest scoreboard in college baseball, measuring 43 feet wide by 60 feet high, started the project in 2017. The board, which was the largest in college baseball upon installation, is larger than boards owned by three Major League Baseball teams. The addition of 96 permanent Left Field Lounge rigs encircling the outfield followed during the fall of 2018.

The concourse and lower-level grandstands were in place for the 2018 season, with the Diamond Suites, upper-deck reserved seating area and three unique club areas — Farm Bureau Triple Crown Club, Charlie and Dana Stephenson Omaha Club and The Rooftop Club — were completed prior to the 2019 campaign. The newest version of Dudy Noble Field also features increased restroom facilities and concession points of sale.

The player spaces also received an upgrade, expanding to cover 18,000 square feet underneath the facility. The fully-equipped Bruce and Julie Martin Locker Room includes an embedded equipment room, houses 40 wooden lockers and features an oversized, dimensional halo-lit '85 Script Mississippi State sign suspended overhead in the middle of the room.

The more spacious locker room includes an attached training room with whirlpool and fully-functional fueling station. The Mitch Moreland Hitting Tunnel, which is equipped with HitTrax, and Turner & Gloria Wingo Team Lounge are easily accessed from the home dugout, with the eye-popping player entrance and Hassell H. Franklin Omaha Room greeting players as they enter the facility. The Pat McMahon Pitching Lab is also housed under the stadium, featuring arm care and conditioning equipment, one oversized turfed mound with three pitching rubbers and state of the art video equipment.

TOP-25 CROWDS

Rank	Attendance	Opponent	Date
1.	15,586	* Ole Miss	April 12, 2014
2.	15,078	Texas A&M	April 16, 2016
3.	14,991	Florida	April 22, 1989
4.	14,562	Auburn	April 20, 2013
5.	14,385	# Notre Dame	June 12, 2021
6.	14,378	LSU	April 16, 1988
7.	14,320	Arizona State	Feb. 25, 2023
8.	14,228	LSU	April 9, 2022
9.	14,077	Alabama	March 26, 2022
10.	13,971	# Notre Dame	June 13, 2021
11.	13,761	Arkansas	April 25, 1992
12.	13,715	^ Clemson	June 9, 2007
13.	13,691	Kentucky	April 8, 2017
14.	13,617	Georgia	April 8, 2006
15.	13,452	^ Arizona	June 11, 2016
16.	13,351	Long Beach State	Feb. 19, 2022
17.	13,338	Ole Miss	April 17, 2021
18.	13,224	Ole Miss	April 11, 2014
19.	13,132	^ Stanford	June 8, 2019
20.	13,123	Ole Miss	April 15, 2000
21.	13,004	Florida	April 18, 2015
22.	12,927	Vanderbilt	March 25, 2023
23.	12,913	^ Arizona	June 10, 2016
24.	12,708	Auburn	April 24, 1993
25.	12,620	^ Clemson	June 8, 2007

* - NCAA on-campus attendance record

^ - NCAA Regional

- NCAA Super Regional

NOTE: Mississippi State owns 97 crowds of 10,000-plus in the history of the program. The top 10 crowds in Dudy Noble Field history are also the top 10 on-campus crowds in NCAA history.

2023 SEASON STATISTICS

Record: 19-14 Home: 13-8 Away: 2-4 Neutral: 4-2 SEC: 3-9

Player	avg	gp-gs	ab	r	h	2b	3b	hr	rbi	tb	slg%	bb	hp	so	gdp	ob%	sf	sh	sb-att	po	a	e	fld%
38 Chance, Bryce	.353	25-24	85	19	30	4	0	2	20	40	.471	15	2	9	2	.456	1	1	5-5	26	0	0	1.000
44 Hines, Hunter	.346	32-32	127	28	44	9	0	14	43	95	.748	12	2	31	1	.406	2	0	0-0	80	7	2	.978
10 Ledbetter, Colton	.339	33-33	118	33	40	7	1	6	38	67	.568	34	2	20	1	.487	2	0	14-15	66	0	1	.985
20 Hancock, Luke	.320	32-32	100	29	32	11	0	2	28	49	.490	32	6	13	2	.490	5	0	0-0	237	21	2	.992
8 Larry, Amani	.306	33-33	111	43	34	8	0	3	22	51	.459	25	12	13	4	.470	3	4	14-15	52	52	4	.963
11 Clark, Kellum	.298	32-31	114	37	34	6	1	9	21	69	.605	19	0	22	3	.398	0	0	3-3	57	4	0	1.000
24 Alford, Slate	.272	27-23	92	18	25	2	0	5	19	42	.457	7	1	17	4	.324	2	0	0-0	10	27	9	.804
43 Forsythe, Lane	.250	33-33	96	20	24	6	0	2	14	36	.375	26	1	18	3	.415	0	3	4-5	47	53	11	.901
5 Downs, Aaron	.417	11-1	12	4	5	0	0	0	1	5	.417	4	0	3	0	.563	0	0	0-0	0	0	0	.000
42 Jordan, Dakota	.342	24-21	76	13	26	6	0	3	17	41	.539	16	0	20	1	.433	5	0	3-5	35	0	2	.946
3 Mershon, David	.300	12-7	20	5	6	0	0	0	0	6	.300	4	0	2	0	.417	0	2	2-3	3	10	5	.722
13 Chester, Nate	.300	11-1	10	2	3	0	0	0	1	3	.300	2	2	1	0	.500	0	0	0-0	0	3	1	.750
22 Highfill, Ross	.268	24-21	82	18	22	6	0	8	22	52	.634	5	3	25	2	.330	1	1	0-0	203	18	1	.995
7 Hujsak, Connor	.265	19-5	34	4	9	2	0	2	8	17	.500	2	1	9	1	.316	1	0	4-4	9	2	2	.846
28 Hubbard, Bryce	.250	3-0	4	0	1	0	0	0	1	1	.250	0	0	1	0	.250	0	0	0-0	10	2	0	1.000
27 Hoyle, Wil	.200	9-0	10	1	2	1	0	0	1	3	.300	1	0	3	0	.273	0	0	0-0	2	3	1	.833
33 Seibert, Von	.167	6-0	6	0	1	0	0	0	0	1	.167	2	0	3	0	.375	0	0	0-0	7	1	0	1.000
Totals	.308	33	1097	274	338	68	2	56	256	578	.527	206	32	210	24	.424	22	11	49-55	849	242	46	.960
Opponents	.256	33	1111	247	284	45	4	45	214	472	.425	201	43	356	12	.387	11	14	54-63	811	311	44	.962

LOB - Team (285), Opp (284). DPs turned - Team (14), Opp (29). CI - Team (0), Opp (2). IBB - Team (3), Hines 2, Clark 1, Opp (2). Picked off - Clark 1, Jordan 1, Larry 1.

(All games Sorted by Earned run avg)

Player	era	w-l	app	gs	cg	sho	sv	ip	h	r	er	bb	so	2b	3b	hr	b/avg	wp	hp	bk	sfa	sha
25 Dohm, Nate	3.15	4-3	11	2	0	0/0	2	34.1	29	16	12	8	37	6	0	5	.225	3	1	0	2	1
36 Gartman, Landon	7.09	2-2	8	8	0	0/0	0	39.1	39	34	31	18	43	7	0	10	.248	5	4	1	1	2
16 Cheatham, Cole	0.00	0-0	3	0	0	0/0	0	4.0	3	2	0	3	5	1	0	0	.188	1	0	0	0	0
4 Nixon, Aaron	1.80	0-0	5	0	0	0/0	0	5.0	2	2	1	3	8	1	0	0	.118	0	6	0	0	1
30 Loftin, Bradley	3.08	2-1	7	5	0	0/0	0	26.1	13	12	9	28	43	1	0	2	.146	4	3	0	1	1
55 Tapper, Brock	4.50	2-0	10	0	0	0/0	0	14.0	24	11	7	6	15	3	1	2	.369	2	0	0	0	0
12 Siary, Evan	5.12	0-1	8	1	0	0/0	1	19.1	19	14	11	8	21	4	1	3	.247	1	4	0	0	1
14 Gibbs, Will	5.40	0-0	6	0	0	0/0	0	5.0	3	3	3	8	10	1	0	0	.167	0	1	0	0	0
21 Holcombe, Colby	5.66	2-1	11	1	0	0/0	0	20.2	14	17	13	23	34	0	1	2	.184	2	1	0	0	1
50 Cijntje, Jurrangelo	5.76	3-2	8	7	0	0/0	0	29.2	20	22	19	22	41	4	0	4	.198	5	10	0	2	3
15 Smith, Cade	7.50	1-1	4	3	0	0/0	0	12.0	9	10	10	9	12	1	0	4	.209	1	4	0	1	1
39 Yntema, Graham	8.84	1-2	10	4	0	0/0	0	18.1	20	24	18	16	20	1	0	2	.274	2	3	1	0	1
2 Hunt, KC	9.47	0-1	12	1	0	0/0	2	19.0	17	22	20	19	26	3	0	0	.227	2	2	0	0	0
45 Davis, Tyler	11.15	1-0	10	0	0	0/0	0	15.1	25	22	19	15	14	7	0	3	.352	2	2	0	1	1
6 Forsythe, Logan	11.37	0-0	7	0	0	0/0	0	6.1	11	9	8	8	10	1	0	1	.379	2	1	0	1	0
26 Hardin, Tyson	15.43	0-0	9	0	0	0/0	0	11.2	28	20	20	7	13	3	1	6	.452	1	0	0	1	0
32 Stinnett, Parker	20.25	1-0	3	1	0	0/0	0	2.2	8	7	6	0	4	1	0	1	.615	0	1	0	1	1
Totals	6.58	19-14	33	33	0	0/0	5	283.0	284	247	207	201	356	45	4	45	.256	33	43	2	11	14
Opponents	8.32	14-19	33	33	0	0/0	3	270.1	338	274	250	206	210	68	2	56	.308	39	32	1	22	11

PB - Team (15), Highfill 13, Hancock 1, Hubbard 1, Opp (9). Pickoffs - Team (10), Yntema 4, Loftin 3, Cijntje 1, Smith 1, Stinnett 1, Opp (3). SBA/ATT - Hancock (30-31), Highfill (24-28), Hunt (10-10), Holcombe (7-9), Gartman (9-9), Yntema (5-8), Dohm (5-6), Cijntje (3-4), Hardin (3-3), Loftin (3-3), Gibbs (2-2), Forsythe, Lo (1-2), Tapper (1-2), Smith (2-2), Stinnett (1-1), Siary (1-1), Nixon (1-1).



2023 SOUTHEASTERN CONFERENCE STATISTICS

Record: 3-9 Home: 1-5 Away: 2-4 SEC: 3-9

Player	avg	gp-gs	ab	r	h	2b	3b	hr	rbi	tb	slg%	bb	hp	so	gdp	ob%	sf	sh	sb-att	po	a	e	fld%
44 Hines, Hunter	.370	12-12	46	8	17	3	0	5	13	35	.761	6	1	15	1	.453	0	0	0-0	12	1	0	1.000
11 Clark, Kellum	.349	12-12	43	14	15	3	1	4	9	32	.744	7	0	9	1	.440	0	0	0-0	26	1	0	1.000
24 Alford, Slate	.314	10-9	35	6	11	0	0	3	6	20	.571	3	0	6	1	.368	0	0	0-0	5	9	3	.824
20 Hancock, Luke	.278	11-11	36	6	10	2	0	1	6	15	.417	6	1	5	2	.386	1	0	0-0	73	5	0	1.000
10 Ledbetter, Colton	.261	12-12	46	8	12	1	0	1	4	16	.348	9	0	7	1	.382	0	0	2-2	24	0	1	.960
8 Larry, Amani	.239	12-12	46	10	11	3	0	0	2	14	.304	5	2	9	1	.340	0	3	1-2	22	19	2	.953
22 Highfill, Ross	.205	11-10	39	5	8	2	0	3	6	19	.487	3	0	11	2	.262	0	1	0-0	85	11	0	1.000
43 Forsythe, Lane	.171	12-12	35	4	6	2	0	1	4	11	.314	7	0	6	2	.310	0	1	0-0	18	17	6	.854

3 Mershon, David	1.000	4-1	1	1	1	0	0	0	0	1	1.000	1	0	0	0	1.000	0	0	0-1	1	0	1	.500
42 Jordan, Dakota	.500	8-6	22	5	11	3	0	2	7	20	.909	5	0	7	0	.571	1	0	0-1	13	0	0	1.000
38 Chance, Bryce	.273	6-6	22	1	6	2	0	0	2	8	.364	2	0	2	0	.333	0	1	0-0	6	0	0	1.000
7 Hujsak, Connor	.235	6-4	17	1	4	0	0	1	3	7	.412	0	1	5	0	.278	0	0	1-1	5	0	0	1.000
13 Chester, Nate	.000	3-1	4	0	0	0	0	0	0	0	.000	0	0	1	0	.000	0	0	0-0	0	2	1	.667
5 Downs, Aaron	.000	2-0	2	0	0	0	0	0	0	0	.000	0	0	1	0	.000	0	0	0-0	0	0	0	.000
Totals	.284	12	394	69	112	21	1	21	62	198	.503	54	5	84	11	.376	2	6	4-7	294	76	15	.961
Opponents	.311	12	421	136	131	22	2	29	126	244	.580	81	21	115	5	.445	1	7	19-21	300	127	12	.973

LOB - Team (92), Opp (101). DPs turned - Team (6), Opp (13). IBB - Team (3), Hines 2, Clark 1, Opp (2). Picked off - Jordan 1.

(SEC games only Sorted by Earned run avg)

Player	era	w-l	app	gs	cg	sho	sv	ip	h	r	er	bb	so	2b	3b	hr	b/avg	wp	hp	bk	sfa	sha
12 Siary, Evan	3.38	0-0	2	0	0	0/0	0	5.1	4	2	2	2	3	1	1	1	.190	0	2	0	0	0
15 Smith, Cade	5.40	0-0	2	1	0	0/0	0	5.0	4	3	3	1	5	0	0	2	.211	1	2	0	0	0
25 Dohm, Nate	5.60	1-2	4	2	0	0/0	0	17.2	21	12	11	4	19	2	0	5	.288	3	0	0	0	1
21 Holcombe, Colby	6.75	1-1	4	0	0	0/0	0	10.2	8	8	8	14	19	0	1	1	.200	2	1	0	0	1
4 Nixon, Aaron	6.75	0-0	2	0	0	0/0	0	1.1	1	2	1	2	2	1	0	0	.200	0	2	0	0	1
2 Hunt, KC	8.68	0-1	5	0	0	0/0	1	9.1	8	11	9	10	12	3	0	0	.222	1	2	0	0	0
36 Gartman, Landon	9.31	1-2	4	4	0	0/0	0	19.1	23	23	20	8	18	4	0	7	.284	1	3	0	0	1
50 Cijntje, Jurrangelo	11.05	0-2	4	4	0	0/0	0	14.2	15	20	18	14	21	4	0	4	.263	3	6	0	1	2
30 Loftin, Bradley	11.57	0-0	1	0	0	0/0	0	2.1	1	3	3	4	4	0	0	1	.125	1	1	0	0	0
55 Tapper, Brock	12.60	0-0	4	0	0	0/0	0	5.0	14	10	7	4	7	3	0	2	.500	1	0	0	0	0
6 Forsythe, Logan	20.25	0-0	3	0	0	0/0	0	2.2	7	6	6	6	2	0	0	1	.500	1	0	0	0	0
14 Gibbs, Will	27.00	0-0	2	0	0	0/0	0	1.0	0	3	3	3	1	0	0	0	.000	0	1	0	0	0
26 Hardin, Tyson	42.43	0-0	2	0	0	0/0	0	2.1	11	11	11	2	2	2	0	3	.611	1	0	0	0	0
39 Yntema, Graham	72.00	0-1	4	1	0	0/0	0	1.0	3	10	8	5	0	0	0	1	.500	1	1	0	0	1
45 Davis, Tyler	99.00	0-0	2	0	0	0/0	0	0.1	7	8	8	2	0	1	0	1	.875	1	0	0	0	0
32 Stinnett, Parker	99.00	0-0	1	0	0	0/0	0	0.0	4	4	4	0	0	1	0	0	1.000	0	0	0	0	0
Totals	11.20	3-9	12	12	0	0/0	1	98.0	131	136	122	81	115	22	2	29	.311	17	21	0	1	7
Opponents	5.31	9-3	12	12	0	0/0	1	100.0	112	69	59	54	84	21	1	21	.284	11	5	0	2	6

PB - Team (3), Highfill 3, Opp (5). Pickoffs - Team (0), Opp (1). SBA/ATT - Highfill (12-14), Hancock (7-7), Gartman (5-5), Holcombe (3-3), Gibbs (2-2), Yntema (2-2), Tapper (1-2), Forsythe, Lo (1-2), Cijntje (1-1), Siary (1-1), Hunt (1-1), Dohm (1-1), Loftin (1-1).

2023 GAME-BY-GAME (HITTING)

Date	Opponent	ab	r	h	rbi	2b	3b	hr	tb	bb	ibb	sb	cs	hbp	sac	sf	gdp	k	po	a	e	lob	avg
Feb 17	VMI	38	11	16	11	4	0	1	23	10	0	5	0	0	0	2	0	2	27	10	3	15	.421
Feb 18	VMI	43	13	17	13	6	0	2	29	6	0	1	0	0	0	0	2	2	27	7	3	9	.407
Feb 19	VMI	35	9	10	8	2	0	3	21	5	0	4	0	0	0	1	0	5	27	10	1	8	.371
Feb 21	ULM	32	5	6	5	0	0	2	12	5	0	0	0	2	0	0	1	6	27	10	3	7	.331
Feb 22	ULM	33	14	12	14	3	0	3	24	10	0	0	0	3	0	1	1	5	27	5	2	10	.337
Feb 24	ARIZONA STATE	33	4	7	4	2	0	0	9	7	0	0	0	2	0	0	3	10	27	5	1	11	.318
Feb 25	ARIZONA STATE	29	5	6	5	0	0	0	6	5	0	3	0	0	0	0	0	7	27	11	0	5	.305
Feb 26	ARIZONA STATE	34	16	15	15	1	0	3	25	5	0	2	0	2	1	3	0	9	27	7	0	5	.321
Feb 28	vs Southern Miss	28	10	7	9	1	1	1	13	8	0	0	1	5	0	2	1	7	27	7	3	9	.315
Mar 3	vs Ohio State	30	3	3	2	1	0	0	4	12	0	2	0	4	0	0	0	12	27	8	4	16	.296
Mar 4	vs Oklahoma	37	9	10	9	1	0	2	17	8	0	2	0	0	0	1	0	7	27	15	1	10	.293
Mar 5	vs California	37	8	10	7	4	0	2	20	4	0	2	0	2	0	1	1	3	27	6	2	9	.291
Mar 7	VALPARAISO	29	12	15	11	2	0	2	23	12	0	1	1	1	0	2	1	4	21	8	0	13	.306
Mar 10	LIPSCOMB	32	8	9	8	3	0	1	15	4	0	0	0	2	1	1	0	8	27	7	0	8	.304
Mar 11	LIPSCOMB	31	4	7	4	0	0	2	13	3	0	4	0	0	0	0	0	9	27	6	0	6	.299
Mar 11	LIPSCOMB	32	12	11	12	2	0	4	25	8	0	1	0	1	2	1	0	10	27	2	3	9	.302
Mar 14	vs Nicholls	34	12	12	11	2	0	3	23	11	0	6	0	1	0	1	1	7	27	11	1	11	.305
Mar 15	vs Louisiana	28	4	8	4	4	0	0	12	4	0	0	1	0	1	1	1	3	27	6	0	6	.304
*Mar 17	at Kentucky	40	5	8	5	0	0	1	11	7	0	0	0	0	1	0	0	13	29	7	0	13	.298
*Mar 18	at Kentucky	31	3	5	3	1	0	2	12	3	0	0	0	0	1	0	1	5	24	2	1	5	.291
*Mar 19	at Kentucky	26	3	7	2	0	1	1	12	8	2	0	0	0	1	0	1	4	18	10	1	11	.290
Mar 21	ARKANSAS STATE	38	16	18	15	3	0	1	24	5	0	1	0	2	0	3	1	3	27	7	1	8	.300
*Mar 24	VANDERBILT	25	3	6	3	1	0	0	7	4	0	0	1	0	0	0	1	8	21	4	1	5	.298
*Mar 25	VANDERBILT	34	5	11	4	2	0	1	16	2	0	1	0	0	1	0	3	6	27	5	2	5	.299
*Mar 26	VANDERBILT	34	7	9	7	2	0	3	20	4	0	1	0	1	0	0	1	4	27	11	2	5	.298
Mar 28	SAMFORD	34	9	10	7	3	0	0	13	9	0	7	0	0	0	0	0	7	27	12	2	10	.298
*Mar 30	SOUTH CAROLINA	35	4	12	3	2	0	1	17	2	1	2	1	1	1	0	1	7	27	4	2	8	.299
*Mar 31	SOUTH CAROLINA	35	13	18	12	3	0	4	33	5	0	0	1	1	1	1	0	5	21	4	0	12	.307
*Apr 01	SOUTH CAROLINA	36	5	10	4	3	0	1	16	1	0	0	0	0	0	0	2	7	27	8	2	5	.306
Apr 04	GRAMBLING	36	21	17	20	3	0	3	29	11	0	4	0	0	0	0	0	0	21	6	1	8	.312
*Apr 6	at Alabama	40	12	14	12	3	0	4	29	7	0	0	0	0	0	1	0	7	27	6	1	9	.314
*Apr 7	at Alabama	23	1	3	1	2	0	0	5	4	0	0	0	2	0	0	0	7	19	4	1	7	.310
*Apr 8	at Alabama	35	8	9	6	2	0	3	20	7	0	0	0	0	0	0	1	11	27	11	2	7	.308
Totals		1097	274	338	256	68	2	56	578	206	3	49	6	32	11	22	24	210	849	242	46	285	.308



2023 GAME-BY-GAME (PITCHING)

Date	Opponent	ip	h	r	er	bb	so	2b	3b	hr	wp	bk	hbp	dp	ibb	score	w-l	sv	era
Feb 17	VMI	9.0	8	2	1	4	11	2	0	0	1	1	1	2	0	11-2	1-0	0	1.00
Feb 18	VMI	9.0	7	14	11	12	12	1	0	1	1	0	1	0	0	13-14	1-1	0	6.00
Feb 19	VMI	9.0	9	3	3	3	13	2	0	0	2	1	0	0	0	9-3	2-1	0	5.00
Feb 21	ULM	9.0	12	11	8	5	14	2	0	2	1	0	2	0	0	5-11	2-2	0	5.75
Feb 22	ULM	9.0	6	3	2	5	15	0	0	0	0	0	2	0	0	14-3	3-2	0	5.00
Feb 24	ARIZONA STATE	9.0	12	13	13	12	11	0	1	2	1	0	1	0	0	4-13	3-3	0	6.33
Feb 25	ARIZONA STATE	9.0	5	1	1	2	10	0	0	0	1	0	2	0	0	5-1	4-3	1	5.57
Feb 26	ARIZONA STATE	9.0	8	3	3	5	12	0	0	2	0	0	0	0	0	16-3	5-3	1	5.25
Feb 28	vs Southern Miss	9.0	5	9	6	11	12	4	0	0	0	0	1	1	0	10-9	6-3	1	5.33
Mar 3	vs Ohio State	9.0	5	8	4	8	15	2	0	0	2	0	1	2	0	3-8	6-4	1	5.20
Mar 4	vs Oklahoma	9.0	18	15	13	7	7	3	1	2	1	0	1	0	0	9-15	6-5	1	5.91
Mar 5	vs California	9.0	4	4	4	5	10	1	0	2	2	0	2	0	0	8-4	7-5	1	5.75
Mar 7	VALPARAISO	7.0	2	2	2	5	13	0	0	0	2	0	0	0	0	12-2	8-5	1	5.56
Mar 10	LIPSCOMB	9.0	4	2	1	5	11	0	0	0	1	0	3	2	0	8-2	9-5	2	5.23
Mar 11	LIPSCOMB	9.0	5	3	3	3	9	1	0	0	0	0	0	0	0	4-3	10-5	2	5.08
Mar 11	LIPSCOMB	9.0	6	4	1	8	9	2	0	0	0	0	0	0	0	12-4	11-5	2	4.82
Mar 14	vs Nicholls	9.0	10	4	3	6	9	0	0	2	0	0	0	0	0	12-4	12-5	2	4.71
Mar 15	vs Louisiana	9.0	10	2	2	3	12	1	0	0	0	0	0	0	0	4-2	13-5	3	4.56
*Mar 17	at Kentucky	9.2	5	6	6	7	15	1	0	0	3	0	2	0	0	5-6	13-6	3	4.61
*Mar 18	at Kentucky	8.0	10	12	10	8	12	2	0	2	0	0	2	0	0	3-12	13-7	3	4.91
*Mar 19	at Kentucky	6.0	14	17	16	7	3	3	2	3	3	0	2	0	0	3-17	13-8	3	5.54
Mar 21	ARKANSAS STATE	9.0	5	2	0	4	14	2	0	0	1	0	3	1	0	16-2	14-8	3	5.28
*Mar 24	VANDERBILT	7.0	20	26	22	10	8	3	0	5	2	0	3	0	0	3-26	14-9	3	6.09
*Mar 25	VANDERBILT	9.0	16	18	17	7	5	2	0	4	0	0	1	0	1	5-18	14-10	3	6.56
*Mar 26	VANDERBILT	9.0	10	11	10	6	6	2	0	3	2	0	1	1	1	7-11	14-11	3	6.70
Mar 28	SAMFORD	9.0	6	4	2	3	9	0	0	1	0	0	2	0	0	9-4	15-11	4	6.51
*Mar 30	SOUTH CAROLINA	9.0	9	6	6	8	17	3	0	2	2	0	2	0	0	4-6	15-12	4	6.49
*Mar 31	SOUTH CAROLINA	7.0	5	3	3	1	6	1	0	1	1	0	1	1	0	13-3	16-12	4	6.42
*Apr 01	SOUTH CAROLINA	9.0	17	14	12	6	16	3	0	3	0	0	3	1	0	5-14	16-13	4	6.62
Apr 04	GRAMBLING	7.0	6	2	2	4	13	0	0	2	0	0	0	0	0	21-2	17-13	4	6.51
*Apr 6	at Alabama	9.0	8	8	7	6	12	1	0	2	0	0	3	2	0	12-8	18-13	5	6.52
*Apr 7	at Alabama	6.1	8	11	11	12	8	0	0	3	3	0	1	0	0	1-11	18-14	5	6.73
*Apr 8	at Alabama	9.0	9	4	2	3	7	1	0	1	1	0	0	1	0	8-4	19-14	5	6.58
Totals		283.0	284	247	207	201	356	45	4	45	33	2	43	14	2	274-247	19-14	5	6.58

2023 GAME-BY-GAME STARTERS (BATTING ORDER)

DATE	OPPONENT	1	2	3	4	5	6	7	8	9	SP
2/17	VMI	Larry	Ledbetter	Jordan	Hines	Alford	Clark	Hancock	Chance	La. Forsythe	Smith
2/18	VMI	Larry	Ledbetter	Jordan	Hines	Alford	Clark	Hancock	Chance	La. Forsythe	Hunt
2/19	VMI	Larry	Ledbetter	Jordan	Hancock	Alford	Clark	Chance	Highfill	La. Forsythe	Gartman
2/21	ULM	Larry	Ledbetter	Jordan	Hines	Alford	Clark	Hancock	Chance	La. Forsythe	Loftin
2/22	ULM	Larry	Ledbetter	Jordan	Hancock	Alford	Hines	Chance	Highfill	La. Forsythe	Cijntje
2/24	Arizona State	Larry	Ledbetter	Chance	Hancock	Alford	Hines	Jordan	Highfill	La. Forsythe	Smith
2/25	Arizona State	Larry	Ledbetter	Jordan	Hancock	Alford	Hines	Clark	Chance	La. Forsythe	Yntema
2/26	Arizona State	Larry	Ledbetter	Jordan	Hancock	Alford	Hines	Clark	Chance	La. Forsythe	Gartman
2/28	vs. Southern Miss. (1)	Larry	Ledbetter	Jordan	Hancock	Alford	Hines	Clark	Highfill	La. Forsythe	Loftin
3/3	vs. Ohio State (3)	Larry	Ledbetter	Jordan	Hancock	Alford	Hines	Clark	Chance	La. Forsythe	Cijntje
3/4	vs. Oklahoma (3)	Larry	Ledbetter	Chance	Hancock	Alford	Hines	Highfill	Clark	La. Forsythe	Yntema
3/5	vs. California (3)	Larry	Ledbetter	Chance	Hancock	Alford	Hines	Highfill	Clark	La. Forsythe	Gartman
3/7	Valpariso	Larry	Ledbetter	Chance	Hancock	Jordan	Hines	Clark	La. Forsythe	Mershon	Loftin
3/10	Lipscomb	Larry	Ledbetter	Chance	Hancock	Highfill	Hines	Clark	La. Forsythe	Mershon	Cijntje
3/11	Lipscomb	Larry	Ledbetter	Chance	Hancock	Hines	Jordan	Clark	La. Forsythe	Mershon	Gartman
3/11	Lipscomb	Larry	Ledbetter	Chance	Hancock	Hines	Highfill	Clark	La. Forsythe	Mershon	Yntema
3/14	vs. Nicholls State (2)	Larry	Ledbetter	Chance	Hancock	Highfill	Hines	Clark	La. Forsythe	Mershon	Loftin
3/15	vs. Louisiana (2)	Larry	Ledbetter	Chance	Hancock	Highfill	Hines	Clark	Alford	La. Forsythe	Holcombe
3/17	at Kentucky*	Larry	Ledbetter	Chance	Hancock	Highfill	Hines	Clark	Alford	La. Forsythe	Cijntje
3/18	at Kentucky*	Larry	Ledbetter	Chance	Hancock	Hines	Hujsak	Clark	Alford	La. Forsythe	Gartman
3/19	at Kentucky*	Larry	Ledbetter	Chance	Hines	Hujsak	Clark	Highfill	Alford	La. Forsythe	Yntema
3/21	Arkansas State	Larry	Ledbetter	Hines	Downs	Clark	Jordan	Hancock	La. Forsythe	Mershon	Loftin
3/24	Vanderbilt*	Larry	Ledbetter	Hines	Chance	Clark	Highfill	Hancock	La. Forsythe	Mershon	Cijntje
3/25	Vanderbilt*	Larry	Ledbetter	Hines	Chance	Clark	Highfill	Hancock	La. Forsythe	Chester	Gartman
3/26	Vanderbilt*	Ledbetter	Larry	Hines	Chance	Clark	Highfill	Hancock	La. Forsythe	Hujsak	Dohm
3/28	Samford	Larry	Ledbetter	Hines	Chance	Hancock	Clark	Hujsak	Jordan	La. Forsythe	Siary
3/30	South Carolina*	Larry	Ledbetter	Hines	Hujsak	Hancock	Jordan	Clark	Alford	La. Forsythe	Cijntje
3/31	South Carolina*	Clark	Larry	Ledbetter	Hines	Jordan	Hancock	Highfill	Alford	La. Forsythe	Gartman
4/1	South Carolina*	Clark	Larry	Ledbetter	Hines	Jordan	Hancock	Alford	La. Forsythe	Highfill	Dohm
4/4	Grambling	Clark	Larry	Ledbetter	Hines	Jordan	Hancock	Alford	La. Forsythe	Highfill	Stinnett
4/6	at Alabama*	Larry	Ledbetter	Hines	Jordan	Hancock	Alford	Clark	La. Forsythe	Highfill	Smith
4/7	at Alabama*	Larry	Ledbetter	Hines	Jordan	Hancock	Alford	Clark	La. Forsythe	Highfill	Cijntje
4/8	at Alabama*	Larry	Ledbetter	Hines	Jordan	Hancock	Alford	Clark	La. Forsythe	Highfill	Gartman
4/11	at UAB										
4/14	Ole Miss*										
4/15	Ole Miss*										
4/16	Ole Miss*										
4/18	Southern										
4/21	at Auburn*										
4/22	at Auburn*										
4/23	at Auburn*										
4/25	vs. Ole Miss (1)										
4/27	at Tennessee*										
4/28	at Tennessee*										
4/29	at Tennessee*										
5/5	Arkansas*										
5/6	Arkansas*										
5/7	Arkansas*										
5/9	Memphis										
5/12	at LSU*										
5/13	at LSU*										
5/14	at LSU*										
5/16	North Alabama										
5/18	Texas A&M*										
5/19	Texas A&M*										
5/20	Texas A&M*										

* - Southeastern Conference game | (1) - Trustmark Park; Pearl, Miss. | (2) - MGM Park; Biloxi, Miss. | (3) - Riders Field; Frisco, Texas



2023 GAME-BY-GAME STARTERS (POSITION)

DATE	OPPONENT	C	1B	2B	3B	SS	LF	CF	RF	DH	SP
2/17	VMI	Hancock	Hines	Larry	Alford	La. Forsythe	Ledbetter	Jordan	Clark	Chance	Smith
2/18	VMI	Hancock	Hines	Larry	Alford	La. Forsythe	Ledbetter	Jordan	Clark	Chance	Hunt
2/19	VMI	Highfill	Hancock	Larry	Alford	La. Forsythe	Ledbetter	Jordan	Clark	Chance	Gartman
2/21	ULM	Hancock	Hines	Larry	Alford	La. Forsythe	Ledbetter	Jordan	Clark	Chance	Loftin
2/22	ULM	Highfill	Hancock	Larry	Alford	La. Forsythe	Jordan	Ledbetter	Chance	Hines	Cijntje
2/24	Arizona State	Highfill	Hancock	Larry	Alford	La. Forsythe	Jordan	Ledbetter	Chance	Hines	Smith
2/25	Arizona State	Hancock	Hines	Larry	Alford	La. Forsythe	Jordan	Ledbetter	Clark	Chance	Yntema
2/26	Arizona State	Hancock	Hines	Larry	Alford	La. Forsythe	Jordan	Ledbetter	Clark	Chance	Gartman
2/28	vs. Southern Miss. (1)	Highfill	Hancock	Larry	Alford	La. Forsythe	Jordan	Ledbetter	Clark	Hines	Loftin
3/3	vs. Ohio State (3)	Hancock	Hines	Larry	Alford	La. Forsythe	Jordan	Ledbetter	Clark	Chance	Cijntje
3/4	vs. Oklahoma (3)	Highfill	Hancock	Larry	Alford	La. Forsythe	Chance	Ledbetter	Clark	Hines	Yntema
3/5	vs. California (3)	Highfill	Hancock	Larry	Alford	La. Forsythe	Chance	Ledbetter	Clark	Hines	Gartman
3/7	Valpariso	Hancock	Hines	Larry	Mershon	La. Forsythe	Chance	Ledbetter	Clark	Jordan	Loftin
3/10	Lipscomb	Highfill	Hancock	Larry	Mershon	La. Forsythe	Chance	Ledbetter	Clark	Hines	Cijntje
3/11	Lipscomb	Hancock	Hines	Larry	Mershon	La. Forsythe	Chance	Ledbetter	Clark	Jordan	Gartman
3/12	Lipscomb	Highfill	Hancock	Larry	Mershon	La. Forsythe	Chance	Ledbetter	Clark	Hines	Yntema
3/14	vs. Nicholls State (2)	Highfill	Hines	Larry	Mershon	La. Forsythe	Chance	Ledbetter	Clark	Hancock	Loftin
3/15	vs. Louisiana (2)	Highfill	Hancock	Larry	Alford	La. Forsythe	Chance	Ledbetter	Clark	Hines	Holcombe
3/17	at Kentucky*	Highfill	Hancock	Larry	Alford	La. Forsythe	Chance	Ledbetter	Clark	Hines	Cijntje
3/18	at Kentucky*	Hancock	Hines	Larry	Alford	La. Forsythe	Chance	Ledbetter	Clark	Hujsak	Gartman
3/19	at Kentucky*	Highfill	Hines	Larry	Alford	La. Forsythe	Chance	Ledbetter	Clark	Hujsak	Yntema
3/21	Arkansas State	Hancock	Hines	Larry	Mershon	La. Forsythe	Jordan	Ledbetter	Clark	Downs	Loftin
3/24	Vanderbilt*	Highfill	Hancock	Larry	Mershon	La. Forsythe	Chance	Ledbetter	Clark	Hines	Cijntje
3/25	Vanderbilt*	Highfill	Hancock	Larry	Chester	La. Forsythe	Chance	Ledbetter	Clark	Hines	Gartman
3/26	Vanderbilt*	Highfill	Hancock	Larry	Hujsak	La. Forsythe	Chance	Ledbetter	Clark	Hines	Dohm
3/28	Samford	Hancock	Hines	Larry	Hujsak	La. Forsythe	Chance	Ledbetter	Clark	Jordan	Siary
3/30	South Carolina*	Hancock	Hines	Larry	Alford	La. Forsythe	Jordan	Hujsak	Clark	Ledbetter	Cijntje
3/31	South Carolina*	Highfill	Hancock	Larry	Alford	La. Forsythe	Jordan	Ledbetter	Clark	Hines	Gartman
4/1	South Carolina*	Highfill	Hancock	Larry	Alford	La. Forsythe	Jordan	Ledbetter	Clark	Hines	Dohm
4/4	Grambling	Highfill	Hancock	Larry	Alford	La. Forsythe	Jordan	Ledbetter	Clark	Hines	Stinnett
4/6	at Alabama*	Highfill	Hancock	Larry	Alford	La. Forsythe	Jordan	Ledbetter	Clark	Hines	Smith
4/7	at Alabama*	Highfill	Hancock	Larry	Alford	La. Forsythe	Jordan	Ledbetter	Clark	Hines	Cijntje
4/8	at Alabama*	Highfill	Hancock	Larry	Alford	La. Forsythe	Jordan	Ledbetter	Clark	Hines	Gartman
4/11	at UAB										
4/14	Ole Miss*										
4/15	Ole Miss*										
4/16	Ole Miss*										
4/18	Southern										
4/21	at Auburn*										
4/22	at Auburn*										
4/23	at Auburn*										
4/25	vs. Ole Miss (1)										
4/27	at Tennessee*										
4/28	at Tennessee*										
4/29	at Tennessee*										
5/5	Arkansas*										
5/6	Arkansas*										
5/7	Arkansas*										
5/9	Memphis										
5/12	at LSU*										
5/13	at LSU*										
5/14	at LSU*										
5/16	North Alabama										
5/18	Texas A&M*										
5/19	Texas A&M*										
5/20	Texas A&M*										

* - Southeastern Conference game | (1) - Trustmark Park; Pearl, Miss. | (2) - MGM Park; Biloxi, Miss. | (3) - Riders Field; Frisco, Texas

2023 TV/MEDIA ROSTER



2 | KC Hunt
RHP | L/R | Sr./Jr.
Wyckoff, N.J.



3 | David Mershon
IF | S/R | Fr./Fr.
Taylors, S.C.



4 | Aaron Nixon
RHP | R/R | Jr./Jr.
McAllen, Texas



5 | Aaron Downs
IF/OF | R/R | So./So.
Pella, Iowa



6 | Logan Forsythe
RHP | R/R | Fr./Fr.
D'Iberville, Miss.




7 | Connor Hujsak
IF/OF | R/R | Jr./Jr.
Richland, Miss.



8 | Amani Larry
IF | R/R | Jr./Jr.
Bossier City, La.



9 | Pico Kohn
LHP | L/L | So./So.
Verbena, Ala.



10 | Colton Ledbetter
OF | L/R | Jr./Jr.
Hoover, Ala.



11 | Kellum Clark
OF | L/R | Jr./Jr.
Brandon, Miss.



12 | Evan Siary
RHP | R/R | Fr./Fr.
Columbus, Miss.




13 | Nate Chester
IF | R/R | So./So.
Kansas City, Mo.



14 | Will Gibbs
RHP | R/R | Fr./Fr.
Flowood, Miss.



15 | Cade Smith
RHP | L/R | Jr./Jr.
Southaven, Miss.



16 | Cole Cheatham
LHP | L/L | So./So.
Ardmore, Ala.



17 | Stone Simmons
RHP | R/R | Sr./Jr.
Houston, Texas



19 | Max Miller
LHP | L/L | Fr./Fr.
Vanceville, Miss.




20 | Luke Hancock
C/IF | L/R | Gr./Sr.
Houston, Miss.



21 | Colby Holcombe
RHP | R/R | So./So.
Florence, Ala.



22 | Ross Highfill
C | R/R | Fr./Fr.
Madison, Miss.



24 | Slate Alford
IF | R/R | So./So.
Madison, Ala.



25 | Nate Dohm
RHP | R/R | So./So.
Zionsville, Ind.



26 | Tyson Hardin
RHP | R/R | So./So.
Dover, Fla.



27 | Wil Hoyle
IF | S/R | Gr./Sr.
Durham, N.C.



28 | Bryce Hubbard
C | L/R | Fr./Fr.
Norcross, Ga.



29 | Nate Williams
RHP | R/R | So./So.
Acworth, Ga.



30 | Bradley Loftin
LHP | L/L | Fr./Fr.
Southaven, Miss.



32 | Parker Stinnett
RHP | R/R | Sr./Jr.
Oxford, Miss.



33 | Von Seibert
IF/OF | L/L | Sr./Jr.
Daphne, Ala.



36 | Landon Gartman
RHP | R/R | Sr./Jr.
Bogue Chitto, Miss.



37 | Hollis Porter
IF/OF | L/L | Fr./Fr.
Hurley, Miss.



38 | Bryce Chance
OF | R/R | So./Fr.
Ridgeland, Miss.



39 | Graham Yntema
LHP | L/L | So./So.
Lilburn, Ga.



40 | Ryan Williams
C | S/R | Fr./Fr.
Cypress, Texas



42 | Dakota Jordan
OF | R/R | Fr./Fr.
Canton, Miss.



43 | Lane Forsythe
IF | R/R | Jr./Jr.
Humboldt, Tenn.



44 | Hunter Hines
IF/OF | L/R | So./So.
Madison, Miss.



45 | Tyler Davis
LHP | L/L | Jr./Jr.
Newport News, Va.



48 | Brooks Auger
RHP | R/R | Jr./Jr.
Farmerville, La.



50 | Jurrangelo Cijntje
BHP | S/S | Fr./Fr.
Pembroke Pines, Fla.



55 | Brock Tapper
LHP | L/L | Fr./Fr.
Nesbit, Miss.