



# MISSISSIPPI STATE BASEBALL

## 2021 NATIONAL CHAMPIONS

133 Seasons | 39 NCAA Tournament Appearances | 12 College World Series Appearances | 19 MLB First Round Draft Picks

### 2023 SCHEDULE & RESULTS

February			(6-3)
	TV	TIME	
17	VMI	SECN+	W, 11-2
18	VMI	SECN+	L, 14-13
19	VMI	SECN+	W, 9-3
21	ULM	SECN+	L, 11-5
22	ULM	SECN+	W, 14-3
24	ARIZONA STATE	SECN+	L, 13-4
25	ARIZONA STATE	SECN+	W, 5-1
26	ARIZONA STATE	SECN+	W, 16-3
28	vs. Southern Miss (1)	SECN+	W, 10-9
March			(10-9)
3	vs. Ohio State (3)	D1Baseball	L, 8-3
4	vs. Oklahoma (3)	D1Baseball	L, 15-9
5	vs. California (3)	D1Baseball	W, 8-4
7	VALPARAISO	SECN+	W, 12-2 (7)
10	LIPSCOMB	SECN+	W, 8-2
11	LIPSCOMB	SECN+	W, 4-3
11	LIPSCOMB	SECN+	W, 12-4
14	vs. Nicholls State (2)	SECN+	W, 12-4
15	vs. Louisiana (2)	SECN+	W, 4-2
17	at Kentucky *	SECN+	L, 6-5
18	at Kentucky *	SECN+	L, 12-3
19	at Kentucky *	SEC Network	L, 17-3 (7)
21	ARKANSAS STATE	SECN+	W, 16-2
24	VANDERBILT *	SECN+	L, 26-3 (7)
25	VANDERBILT *	SECN+	L, 18-5
26	VANDERBILT *	SECN+	L, 11-7
28	SAMFORD	SECN+	W, 9-4
30	SOUTH CAROLINA *	SEC Network	L, 6-4
31	SOUTH CAROLINA *	SECN+	W, 13-3 (7)
April			(8-8)
1	SOUTH CAROLINA *	SECN+	L, 14-5
4	GRAMBLING STATE	SECN+	W, 21-2 (7)
6	at Alabama *	SECN+	W, 12-8
7	at Alabama *	SECN+	L, 11-1 (7)
8	at Alabama *	ESPN	W, 8-4
11	at UAB	ESPN	W, 7-3
14	OLE MISS *	SECN+	L, 3-2
15	OLE MISS *	SEC Network	W, 8-7
16	OLE MISS *	SECN+	W, 5-3
18	SOUTHERN	SECN+	CANCELED
21	at Auburn *	SECN+	L, 2-1
22	at Auburn *	SECN+	W, 11-10
23	at Auburn *	SECN+	L, 12-11
25	vs. Ole Miss (1)	SECN+	W, 2-1
27	at Tennessee *	SEC Network	L, 8-7
28	at Tennessee *	SECN+	L, 12-8
29	at Tennessee *	ESPN	L, 13-2 (7)
May			(2-4)
5	ARKANSAS *	SECN+	L, 6-2
6	ARKANSAS *	ESPN2	L, 14-2 (7)
7	ARKANSAS *	SECN+	L, 11-6
9	MEMPHIS	SECN+	CANCELED
12	at LSU *	SEC Network	L, 12-1 (7)
13	at LSU *	SECN+	W, 9-4
14	at LSU *	SECN+	W, 14-13 (10)
16	NORTH ALABAMA	SECN+	6 p.m.
18	TEXAS A&M *	SECN+	6 p.m.
19	TEXAS A&M *	SECN+	6 p.m.
20	TEXAS A&M *	SECN+	2 p.m.

All times central and subject to change

HOME GAMES IN BOLD CAPS | \* - Southeastern Conference game

(1) - Trustmark Park; Pearl, Miss. | (2) - MGM Park; Biloxi, Miss. | (3) - Riders Field; Frisco, Texas

Baseball Contact: Travis Rae | Email: TRae@athletics.msstate.edu | Twitter: @HailStateBB



### Mississippi State

**Record (SEC):** 26-24 (8-19)  
**H/A/N:** 15-12 / 6-10 / 5-2  
**Streak:** W2  
**Rankings:** Baseball America - NR, CBN - NR  
D1Baseball - NR, NCBWA - NR  
Perfect Game - NR, USA Today - NR  
**Head Coach:** Chris Lemonis  
**Record at MSU (Yrs.):** 166-91 (5th)  
**Career Record (Yrs.):** 307-182-2 (9th)  
**First Year of Baseball:** 1885  
**Program Record:** 2,807-1,652-29 (.628)

**MAY 16, 2023**

Mississippi State vs. North Alabama  
Dudy Noble Field | Starkville, Miss.

Tuesday: 6:00 p.m. CT



### North Alabama

**Record (ASUN):** 12-36 (6-21)  
**H/A/N:** 5-16 / 7-19 / 0-1  
**Streak:** W3  
**Rankings:** Baseball America - NR, CBN - NR  
D1Baseball - NR, NCBWA - NR  
Perfect Game - NR, USA Today - NR  
**Head Coach:** Jad Prachniak  
**Record at UNA (Yrs.):** 12-36 (1st)  
**Career Record (Yrs.):** 285-163-1 (10th)  
**First Year of Baseball:** 1930  
**Program Record:** 1,240-740-13 (since 1984)

### GAMEDAY INFORMATION

#### Mississippi State vs. North Alabama

Dudy Noble Field at Polk-Dement Stadium (Starkville, Miss.)

**Tuesday**  
**First Pitch:** 6:02 p.m. CT  
**TV:** --  
**Internet Stream:** SECN+  
**Radio:** MSU Radio Network  
(96.1 FM locally)  
hailst.at/audio  
**Audio Stream:** hailst.at/audio

### DAWG BITES

- On Monday afternoon, David Mershon was named SEC Freshman of the week. This was his first SEC honor of the season. For the week, Mershon hit .600 (6-for-10) and had an on-base percentage of .714. He closed out the week going 4-for-5 with two walks and an RBI against LSU, helping the Dawgs come from behind to beat then-No. 2 LSU. Mershon was a perfect 3-for-3 on the week in stolen bases. He now swiped 11 bags this season.
- The Dawgs have hit 87 home runs the 25th best mark in the NCAA. The Bulldogs finished with home runs in 13 of the 16 games played in the month of April, including two four-homer games, which came against Alabama and Auburn. The most home runs the Dawgs have hit in a single season came during 1998 when they hit 97 homers. The 87 homers this season are the fourth most hit in a single season for the Dawgs. MSU is ten away from tying the school record.
- Ross Highfill exploded at the plate in game three against Lipscomb. He hit three home runs, becoming the first Bulldog to do such since Brent Rooker did on April 8, 2017. He then added a two-home run game against Alabama in the first game of the series.
- This season and have the third most stolen bases in the SEC with 73. Amani Larry lead the team with 19, while Colton Ledbetter is second with 17. Nine different players have at least one stolen base this season, with four players perfect on stolen bases. The 73 stolen bases are the second most bases the Dawgs have stolen since Lemonis became head coach at State.
- APRIL BOMBS: The Bulldogs finished with home runs in 13 of the 16 games played in the month of April, including two four-homer games against Alabama and Auburn.
- Mississippi State is great at turning out major league talent, with 66 Diamond Dawgs reaching the highest level of the sport, but it is also great at keeping student-athletes on campus. The Dawgs returned one player, KC Hunt, who was drafted in the 12th round by the Pittsburgh Pirates in 2022. This season, the Dawgs had seven players on Opening Day Rosters.
- JP France made his MLB debut. He became the 67th Diamond Dawg to make it to the Majors. He made the start for Houston and went five innings in his debut.
- Mississippi State has the BEST fans in collegiate baseball, which showed during the 2023 season. The Dawgs averaged the most fans on opening weekend and led the nation drawing 11,127 per game. For Super Bulldog Weekend, the Dawgs three-game attendance was 43,986, averaging 14,662 per game. Over Super Bulldog Weekend, the Dawgs set the NCAA On-Campus Attendance Record as The Dude saw 16,423 fans into the stadium when the Diamond Dawgs took on Ole Miss on April 15, 2023.



## PROGRAM QUICK FACTS

### School Information

Location	Starkville, Mississippi
Founded	1878
Enrollment	23,086
President	Dr. Mark E. Keenum
Faculty Representative	Dr. Brent Fountain
Director of Athletics	Zac Selmon
Twitter	@ZacSelmon
Affiliation	NCAA Division I
Conference	Southeastern - Western Division
Nickname	Bulldogs
Colors	Maroon and White

### Stadium

Name	Dudy Noble Field, Polk-DeMent Stadium
Capacity	15,000+
Field Dimensions	Left-330, Left Center-385, Center-400, Right Center-380, Right-305

### 2022 Team Information

Overall Record (SEC)	26-30 (9-21)
Home / Away / Neutral	18-14 / 7-12 / 1-4
Postseason	--
Lettermen Returning/Lost	14/19
Position Starters Returning/Lost	5/4
Pitchers Returning/Lost	7/11
Newcomers	27 (14 Freshmen, 13 Transfers)

### Program Information

First Year of Baseball	1885 (133rd season)
First Year in SEC	1933 (Charter Member)
All-Time Record (Win %)	2,807-1,652-29 (.628)
All-Time SEC Record (Win %)	996-861-3 (.536)
SEC Championships (Last)	11 (2016)
SEC Tournament Championships (Last)	7 (2012)
NCAA Tournaments (Last)	39 (2021)
NCAA Super Regionals (Last)	10 (2021)
College World Series (Last)	12 (2021)
National Championship (Last)	1 (2021)

## MEDIA INFORMATION

### BASEBALL MEDIA PORTAL

Mississippi State has created an online portal for media members covering the Bulldogs' baseball program. To access the portal, visit [hailst.at/BBMedia](http://hailst.at/BBMedia).

The Baseball Press Box Page of HailState.com will include links to media guides, quick facts, game notes, box scores, recaps, pool photography and team and staff headshots.

### PRESS BOX SERVICES

A complete NCAA box score and pertinent game facts are available to members of the working media following each game. Seats will be assigned. A pregame meal is served in the press box approximately one hour prior to each game.

The press box is equipped with high-speed internet and telephone access. It is also set up to accommodate television and team radio/video personnel.

### RADIO BROADCASTS

Dudy Noble Field houses radio lines to support home and visitor radio broadcasts. For more information on the phone lines, please contact Travis Rae in the Communications office.

### POSTGAME INTERVIEWS

Requested MSU players, along with head coach Chris Lemonis, will be available for a postgame media session in the Omaha Room approximately 20 minutes after home games. The Mississippi State locker room and team spaces are closed to the media.

### MSU PLAYER/COACH AVAILABILITY

Players and coaches will be made available to the media upon request. Those wishing to set up an interview must contact Travis Rae via phone or email at least 48 hours prior to the desired interview time. On gameday, players and coaches are only available postgame.

In most cases, players will be available for a brief time before or after practices which are typically scheduled on weekday afternoons.

Media members are NOT permitted to contact student-athletes on their own at any time. This includes phone, email, text or through social media platforms. Student-athletes' contact information will not be given out.

### PHOTOGRAPHERS / VIDEOGRAPHERS

A limited number of photographers and videographers will be permitted to shoot in the photo wells at each end of home and visiting dugouts. Those wishing to shoot a game must request access at least 24 hours before the game.

To access the SEC's media FTP, contact licensing@xosdigital.com.

### CONTACT INFORMATION:

#### TRAVIS RAE Baseball

Office	(715) 205-0324
Email	TRA@athletics.msstate.edu
Twitter	@TravisRae





## 2023 ROSTER

### NUMERICAL

#	Name	Pos.	B/T	Ht.	Wt.	CL./Exp.	Hometown/High School (Previous School)
2	KC Hunt	RHP	L/R	6-3	200	Sr./Jr.	Wyckoff, N.J./Ramapo
3	David Mershon	INF	S/R	5-8	165	Fr./Fr.	Taylor, S.C./Eastside
4	Aaron Nixon	RHP	R/R	6-0	210	Jr./Jr.	McAllen, Texas/McAllen (Texas)
5	Aaron Downs	INF/OF	R/R	6-0	210	So./So.	Pella, Iowa/Heritage Academy
6	Logan Forsythe	RHP	R/R	6-0	190	Fr./Fr.	D'Iberville, Miss./D'Iberville
7	Connor Hujak	INF/OF	R/R	6-2	200	Jr./Jr.	Goffstown, N.H./Goffstown (VCU)
8	Amani Larry	INF	R/R	5-11	190	Jr./Jr.	Bossier City, La./Parkway (East Central CC/New Orleans)
9	Pico Kohn	LHP	L/L	6-4	200	So./So.	Verbena, Ala./Chilton County
10	Colton Ledbetter	OF	L/R	6-2	205	Jr./Jr.	Hoover, Ala./Spain Park (Samford)
11	Kellum Clark	OF	L/R	6-4	205	Jr./Jr.	Brandon, Miss./Brandon
12	Evan Siary	RHP	R/R	6-1	190	Fr./Fr.	Columbus, Miss./Starkville Academy
13	Nate Chester	INF	R/R	6-2	190	So./So.	Kansas City, Mo./Liberty North (John A. Logan CC)
14	Will Gibbs	RHP	R/R	6-0	180	Fr./Fr.	Flowood, Miss./Jackson Prep
15	Cade Smith	RHP	L/R	6-2	190	Jr./Jr.	Southaven, Miss./DeSoto Central
16	Cole Cheatham	LHP	L/L	6-3	185	So./So.	Ardmore, Ala./Ardmore
17	Stone Simmons	RHP	R/R	6-4	235	Sr./Jr.	Houston, Texas/The Kinkaid School (Furman)
19	Max Miller	LHP	L/L	6-1	205	Fr./Fr.	Vance, Miss./Vance
20	Luke Hancock	C/INF	L/R	5-11	195	Gr./Sr.	Houston, Miss./Houston
21	Colby Holcombe	RHP	R/R	6-6	250	So./So.	Florence, Ala./Central (Northeast Mississippi CC)
22	Ross Highfill	C	R/R	6-0	200	Fr./Fr.	Madison, Miss./Madison Central
24	State Alford	INF	R/R	6-3	220	So./So.	Madison, Ala./Bob Jones
25	Nate Dohm	RHP	R/R	6-4	210	So./So.	Zionsville, Ind./Zionsville (Ball State)
26	Tyson Hardin	RHP	R/R	6-2	185	So./So.	Dover, Fla./Strawberry Crest (Daytona State College)
27	Wil Hoyle	INF	S/R	5-10	170	Gr./Sr.	Durham, N.C./Jordan (Duke)
28	Bryce Hubbard	C	L/R	5-11	210	Fr./Fr.	Norcross, Ga./Wesleyan
29	Nate Williams	RHP	R/R	6-3	230	So./So.	Acworth, Ga./North Cobb (Florence Darlington CC)
30	Bradley Loftin	LHP	L/L	6-3	197	Fr./Fr.	Southaven, Miss./DeSoto Central
32	Parker Stinnett	RHP	R/R	6-2	190	Sr./Jr.	Oxford, Miss./Oxford (Northwest Mississippi CC)
33	Von Seibert	INF/OF	L/L	6-4	245	Sr./Jr.	Daphne, Ala./Daphne (Pearl River CC)
36	Landon Gartman	RHP	R/R	6-0	215	Sr./Jr.	Bogue Chitto, Miss./Enterprise (Pearl River CC/Memphis)
37	Hollis Porter	INF/OF	L/R	6-4	220	Fr./Fr.	Hurley, Miss./East Central
38	Bryce Chance	OF	R/R	5-10	180	So./Fr.	Ridgeland, Miss./Madison-Ridgeland Academy
39	Graham Yntema	LHP	L/L	6-4	230	So./So.	Lilburn, Ga./Parkview (Lawson State)
40	Ryan Williams	C	S/R	6-2	170	Fr./Fr.	Cypress, Texas/Bridgeland
42	Dakota Jordan	OF	R/R	6-0	220	Fr./Fr.	Canton, Miss./Jackson Academy
43	Lane Forsythe	INF	R/R	5-11	175	Jr./Jr.	Humboldt, Tenn./Trinity Christian Academy
44	Hunter Hines	INF/OF	L/R	6-3	209	So./So.	Madison, Miss./Madison Central
45	Tyler Davis	LHP	L/L	6-2	210	Jr./Jr.	Newport News, Va./Menchville (VCU)
48	Brooks Auger	RHP	R/R	6-5	205	Jr./Jr.	Farmerville, La./Cedar Creek (Hinds CC)
50	Jurrangelo Cijntje	BHP	S/S	5-11	170	Fr./Fr.	Pembroke Pines, Fla./Chapman Catholic
55	Brock Tapper	LHP	L/L	6-1	185	Fr./Fr.	Nesbit, Miss./DeSoto Central

### COACHING / SUPPORT STAFF

Chris Lemonis - Head Coach (Fifth Season at Mississippi State, Eighth Overall; The Citadel, 1992)

Jake Gautreau - Assistant Coach (Sixth Season; Tulane, 2011)

Kyle Cheesebrough - Volunteer Assistant Coach (Fifth Season; Louisville, 2010)

Roger Rodeheaver - Director of Operations (Fifth Season; Indiana, 2010)

Blake Loper - Coordinator of Operations (Second Season; Mississippi State, 2020)

Bobby Austin - Coordinator of Player Development (Third Season; NC State, 2019)

Scott Shipman - Strength and Conditioning Coach (First Season; Augusta University, 2013)

Jason Wire - Associate Athletic Trainer (13th Season; St. Cloud State, 2006)

## ROSTER BREAKDOWN

### BY POSITION

**RHP - 14** (Auger, Dohm, Lo. Forsythe, Gartman, Gibbs, Hardin, Holcombe, Hunt, Nixon, Siary, Simmons, Smith, Stinnett, N. Williams)

**LHP - 7** (Cheatham, Davis, Kohn, Loftin, Miller, Tapper, Yntema)

**INF - 6** (Alford, Chester, La. Forsythe, Hoyle, Larry, Mershon)

**OF - 4** (Chance, Clark, Jordan, Ledbetter)

**C - 3** (Highfill, Hubbard, R. Williams)

**C/INF - 1** (Hancock)

**BHP - 1** (Cijntje)

### BY CLASS

**FRESHMEN - 13** (Cijntje, Lo. Forsythe, Gibbs, Highfill, Hubbard, Jordan, Loftin, Mershon, Miller, Porter, Siary, Tapper, R. Williams)

**SOPHOMORES - 12** (Alford, Chance, Cheatham, Chester, Dohm, Downs, Hardin, Hines, Holcombe, Kohn, N. Williams, Yntema)

**JUNIORS - 9** (Auger, Clark, Davis, La. Forsythe, Hujak, Larry, Ledbetter, Nixon, Smith)

**SENIORS - 5** (Gartman, Hunt, Seibert, Simmons, Stinnett)

**GRADUATES - 2** (Hancock, Hoyle)

### BY EXPERIENCE

**FRESHMEN - 14** (Chance, Cijntje, Lo. Forsythe, Gibbs, Highfill, Hubbard, Jordan, Loftin, Mershon, Miller, Porter, Siary, Tapper, R. Williams)

**JUNIORS - 14** (Auger, Clark, Davis, La. Forsythe, Gartman, Hujak, Hunt, Larry, Ledbetter, Nixon, Seibert, Simmons, Smith, Stinnett)

**SOPHOMORES - 11** (Alford, Cheatham, Chester, Dohm, Downs, Hardin, Hines, Holcombe, Kohn, N. Williams, Yntema)

**SENIORS - 2** (Hancock, Hoyle)

### BY STATE

**MISS. - 16** (Chance, Clark, Lo. Forsythe, Gartman, Gibbs, Hancock, Highfill, Hines, Jordan, Loftin, Miller, Porter, Siary, Smith, Stinnett, Tapper)

**ALA. - 6** (Alford, Cheatham, Holcombe, Kohn, Ledbetter, Seibert)

**GA. - 3** (Hubbard, N. Williams, Yntema)

**TEXAS - 3** (Nixon, Simmons, R. Williams)

**FLA. - 2** (Cijntje, Hardin)

**LA. - 2** (Auger, Larry)

**IND. - 1** (Dohm)

**IOWA - 1** (Downs)

**MO. - 1** (Chester)

**NEW HAMPSHIRE - 1** (Hujak)

**NEW JERSEY - 1** (Hunt)

**N. CAROLINA - 1** (Hoyle)

**S. CAROLINA - 1** (Mershon)

**TENNESSEE - 1** (La. Forsythe)

**VIRGINIA - 1** (Davis)

## PRONUNCIATION GUIDE

Jurrangelo **Cijntje** SAIN-ja

Nate **Dohm** Dome

Jake **Gautreau** Go-TRO (long o)

Connor **Hujak** hi-Zack

Pico **Kohn** Konn

Chris **Lemonis** Luh-MOE-niss

Evan **Siary** Sea-air-EE

Von **Seibert** SEE-burt

Graham **Yntema** Ein-tuh-muh





## HEAD COACH CHRIS LEMONIS

Since arriving in Starkville, Chris Lemonis has guided the Bulldogs to unparalleled success, including capturing Mississippi State's first national championship in 2021. He is the first Division I head coach to reach the College World Series in his first two full seasons as head coach of a program in the Super Regional era (since 1999).

In four seasons at MSU, Lemonis has compiled a 140-67 record (.676 winning percentage) and taken his program to two College World Series appearances during that span. In each of his two complete seasons at the helm of the Bulldogs, Lemonis has won 50-plus games, posting a 52-15 record in 2019 and a 50-18 mark in 2021. Lemonis notched his 100th win at MSU, doing so in his first 130 games. He is the fastest head coach in program history to reach the 100-win mark.

Lemonis led Mississippi State to its first ever national championship in 2021 and was named the National Coach of the Year by Baseball America following a 50-18 campaign and an impressive 10-3 showing in the NCAA Tournament. He became the fourth person picked as Baseball America's National Coach of the Year as both an assistant and head coach and received a substantial raise and long-term contract extension as a result.

The 18th head coach in the storied history of the program, a journey of nearly 40 years came full circle when he was introduced on June 25, 2018, on Anderson Plaza inside Dudy Noble Field.

Following the 2022 season, Lemonis and the Bulldogs had six players drafted in the MLB Draft, increasing his total to 25 during his time in Starkville. He has extended his streak of having a first-round pick drafted as Landon Sims went early in the 2022 MLB Draft. Not only did the Bulldogs have success in the MLB Draft, but RJ Yeager was named Third Team All-American by the ABCA, NCBWA and Collegiate Baseball Newspapers. Hunter Hines earned Freshman All-American honors by Collegiate Baseball, NCBWA and D1 Baseball.

In 2021, the Bulldogs had five players drafted from their national championship squad, while a total of 19 players have been drafted by Major League Baseball during Lemonis' time in Starkville, including at least one first rounder in each year of his tenure. For the second straight full season, the Mississippi State baseball program saw a pair of student-athletes honored as All-Americans by the American Baseball Coaches Association in Tanner Allen and Landon Sims.

In his first season at the helm of the Diamond Dawgs, Lemonis became the winningest first-year head coach in SEC history and in the process led the 2019 edition to the second-most victories in program history at 52 (54; 1989). The 40 victories over MSU's first 50 games marked the third-most in the first 50 games of a season in program history and set the tone for State's second-straight trip to the College World Series.

Lemonis became one of just three SEC head coaches to advance to the College World Series in their inaugural season in the conference, joining Jake Gibbs (Ole Miss, 1972) and fellow Diamond Dawg skipper Pat McMahon (Mississippi State, 1998).

Four Diamond Dawgs earned All-American honors during Lemonis' first season, while left-handed pitcher Ethan Small was tabbed National Pitcher of the Year (College Baseball Foundation; American Baseball Coaches Association) and right-handed pitcher JT Ginn earned the National Freshman of the Year honor (Collegiate Baseball, Perfect Game). Ginn and Small each earned specialty awards from the SEC, as well, grabbing the conference's Freshman and Pitcher of the Year, respectively.

A school-record-tying 11 Diamond Dawgs heard their names called in the 2019 Major League Baseball First Year Player Draft, including three taken in the first 10 rounds. Small became the 15th Diamond Dawg taken in the first round of the MLB Draft, while SEC career hits leader Jake Mangum (4th; New York Mets) and Colby White (6th; Tampa Bay) each went in the first 10 rounds. The 11 selections were No. 3 nationally in 2019.

Owning a head coaching record of 281-158-2, Lemonis was also a part of nearly 800 wins as an assistant coach and three trips to the College World Series. During his time at Indiana, Lemonis' teams averaged 35.3 wins per season,

including a 40-win campaign during his final season in Bloomington. He averaged 39.2 victories per year during his career in an assistant role (784 wins), bolstered by a 44.9 wins-per-season average at Louisville. The Cardinals were college baseball's winningest program during that eight-year span and made the program's first three trips to Omaha.

Lemonis not only understands what it takes to get to Omaha as a coach but also as a player. A 1992 graduate of The Citadel, Lemonis added a 1990 appearance in the College World Series as a student-athlete. The appearance makes the Bulldogs one of just three schools in Southern Conference history and only current member of the conference to advance to Omaha.

One of the top recruiters and player development coaches in the country, Lemonis has seen success at every coaching stop. After helping his alma mater, The Citadel, to five NCAA Regional appearances in 12 seasons as an assistant coach, Lemonis joined college teammate Dan McDonald's staff at Louisville and quickly turned the Cardinals into an Omaha contender.

After helping Louisville to seven postseason berths in eight years, the 2013 American Baseball Coaches Association/Baseball America Assistant Coach of the Year headed to Indiana to take his first head coaching job with the Hoosier program in 2015.

In each of his head coaching stops, Lemonis has led his team to the NCAA postseason in his first season at the helm. He helped the Hoosiers into the NCAA Tournament field during his initial season in Bloomington, before he guided Mississippi State to the College World Series in 2019 – his first season in Starkville.

Overall, Lemonis enters his 29th season as a collegiate coach in 2023, making two College World Series appearance as a head coach, taking three trips to Omaha as an assistant, earning 17 NCAA tournament berths and aiding in five 50-win seasons. His pupils have earned 35 All-America honors, 18 Freshman All-America laurels and 94 have signed professional baseball contracts, with 18 getting the call up to Major League Baseball.

Widely regarded as one of the elite recruiters and developers of talent in all of college baseball, a total of 100 student-athletes have been selected in the Major League Baseball Draft under Lemonis' watch, with 18 of those reaching the highest level of professional baseball.

Since arriving at Louisville for the 2006-07 academic year, Lemonis has been a part of 14 nationally ranked recruiting classes, including his first three classes at Mississippi State. His initial Diamond Dawgs recruiting class was tabbed as the No. 12 class nationally by Baseball America and Perfect Game, while it earned the No. 9 ranking from Collegiate Baseball Newspaper. In 2019, he and his staff brought in another top-10 ranked class, finishing as high as No. 6 by Baseball America.

Over his first four seasons in Starkville, Lemonis has tutored 20 picks in the MLB First Year Player Draft, including four first rounders and two second rounders. Sixteen of Lemonis' Indiana players were taken in the MLB Draft in his final four years in Bloomington and 14 signed professional contracts. He also recruited and coached nine of the Hoosier's school-record 10 MLB Draft choices in 2019.

Along with the second-most single-season victories (52) during the 2019 season, his team also posted the second-best 20-, 30- and 40-game starts (18-2, 25-5, 32-8) in program history. He joined Pat McMahon as the only two Diamond Dawg dugout bosses to lead the program to the College World Series in their initial campaign and his 52 wins were the most by a first-year SEC head coach in the conference's history.

Lemonis and his wife, the former Jill MacEdowney, have two daughters, Marissa and Mackenzie. The Myrtle Beach, South Carolina native earned his Bachelor of Science in physical education from The Citadel in 1992 and received his Master of Arts in sport management in 1994.

He is also no stranger to Starkville, as he resided on campus as a newborn during his father's time as a student at State. His father, Thomas, was a 1973 Mississippi State graduate with a degree in electrical engineering.

## THE LEMONIS FILE

### Personal

<b>Hometown:</b>	Myrtle Beach, South Carolina
<b>Wife:</b>	Jill
<b>Children:</b>	Marissa & Mackenzie
<b>College:</b>	The Citadel, 1992

### Coaching Career

<b>2019-Present:</b>	Mississippi State Head Coach
<b>2015-18:</b>	Indiana Head Coach
<b>2007-14:</b>	Louisville Assistant Coach
<b>2003-06:</b>	The Citadel Associate Head Coach
<b>1995-2002:</b>	The Citadel Assistant Coach

### Lemonis Year-by-Year

#### As a Head Coach

Yr.	School	Record	Postseason
2015	Indiana	35-24	NCAA Regional
2016	Indiana	32-24	--
2017	Indiana	34-24-2	NCAA Regional
2018	Indiana	40-19	NCAA Regional
2019	Mississippi State	52-15	College World Series
2020	Mississippi State	12-4	**
2021	Mississippi State	50-18	National Champions
2022	Mississippi State	26-30	--
2023	Mississippi State	26-24	--
<b>Totals</b>	<b>9th season</b>	<b>307-182-2</b>	

2021 National Champions

Five NCAA Regionals

Two NCAA Super Regionals

Two NCAA College World Series

\*\* No postseason due to COVID-19

#### As an Assistant Coach

1995	The Citadel	39-21	NCAA Regional
1996	The Citadel	33-26	--
1997	The Citadel	37-21	--
1998	The Citadel	37-24	NCAA Regional
1999	The Citadel	41-20	NCAA Regional
2000	The Citadel	39-20	--
2001	The Citadel	38-24	NCAA Regional
2002	The Citadel	31-26	--
2003	The Citadel	32-25	--
2004	The Citadel	39-28	NCAA Regional
2005	The Citadel	25-34	--
2006	The Citadel	34-27	--
2007	Louisville	47-24	College World Series
2008	Louisville	41-21	NCAA Regional
2009	Louisville	47-18	NCAA Super Regional
2010	Louisville	50-14	NCAA Regional
2011	Louisville	32-29	--
2012	Louisville	41-22	NCAA Regional
2013	Louisville	51-14	College World Series
2014	Louisville	50-17	College World Series
<b>Totals</b>	<b>20 Seasons</b>	<b>784-455</b>	

12 NCAA Regionals

Four NCAA Super Regionals

Three College World Series



## SCORECARD SUMMARIES

2023 statistics listed | Probable starters based on previous games

Pos.	Name	Elg.	B/T	Ht./Wt.	Avg.	R	H	RBI	Notes
C	Ross Highfill	Fr.	R/R	6-0/200	.250	24	26	27	
Has two multi-home run games this season, including a three homer game against Lipscomb; Hitting .333 over last five games									
1B	Luke Hancock	Sr.	L/R	5-11/195	.297	36	47	35	
Team Captain; Second on team with 41 walks; Second on the team with 13 doubles; Hit his fifth homer of the season at LSU									
2B	Amani Larry	Jr.	R/R	5-11/190	.288	56	47	27	
Leads the team with 19 stolen bases; Third in SEC by being hit by 16 pitches; Leads team with 14 doubles									
SS	David Mershon	Fr.	S/R	5-8/165	.292	15	21	3	
SEC Co-Freshman of the Week; Batted .600 in the LSU series with an on base percentage of .714; Has 11 stolen bases this season									
3B	Slate Alford	So.	R/R	6-3/220	.236	26	34	28	
Hit the game tying homer in Sunday's comeback; Fourth on the team with eight homers									
LF	Dakota Jordan	Fr.	R/R	6-0/220	.298	24	42	38	
Hitting .321 in SEC games this season; Has nine home runs this season; Had three hits and five RBIs Sunday at LSU									
CF	Colton Ledbetter	Jr.	L/R	6-2/220	.312	51	58	52	
Leads team with 45 base on balls; Second on team with 52 RBIs; Second on team with 17 stolen bases									
RF	Kellum Clark	Jr.	L/R	6-4/205	.303	43	53	28	
Has 15 multi-hit game of the season; Has nine multi-RBI games; Is third on the team with 11 home runs; Hitting .344 in SEC Games									
DH	Hunter Hines	So.	L/R	6-3/210	.301	42	59	60	
Leads the team and is third in the NCAA with 22 Home Runs; Leads team with 60 RBIs; Led SEC with 10 homers in April									

## PITCHING PROBABLES

\* - Game started



32 | Parker Stinnett | Jr. | RHP

### Quick Stats

	W-L	ERA	BAA	IP	SO/BB
2023	2-0	8.31	.364	8.2	10/6
Career	7-1	5.28	.219	59.2	90/48

### Last Three Appearances

4/29/23	at Tennessee	L, 13-2
1 IP, 2 H, 1 R, 1 ER, 2 BB, 2 K (ND)		
4/25/23	vs. Ole Miss	W, 2-1
3.0 IP, 1 H, 1 R, 1 ER, 0 BB, 3 K (ND)		
4/11/23	at UAB*	W, 7-3
2.0 IP, 1 H, 0 R, 0 ER, 4 BB, 1 K (W)		

## CAREER SITUATIONAL STATISTICS

### Runners On Base (H-AB)

Name	'19 & '20	'21	'22	'23	Total	Avg.
Alford, Slate	--	--	6-16	18-78	24-94	.255
Chance, Bryce	--	--	--	20-53	20-53	.377
Chester, Nate	--	--	--	3-8	3-8	.375
Clark, Kellum	--	12-51	23-87	18-65	53-203	.261
Downs, Aaron	--	--	2-14	4-15	6-29	.206
Forsythe, Lane	--	24-86	16-58	16-55	56-199	.281
Hancock, Luke	12-36	39-121	27-97	23-82	101-336	.300
Highfill, Ross	--	--	--	13-62	13-62	.209
Hines, Hunter	--	--	40-112	37-103	77-215	.358
Hoyle, Wil	--	--	--	1-8	1-8	.125
Hubbard, Bryce	--	--	--	1-3	1-3	.333
Hujsak, Conner	--	--	--	4-23	4-23	.174
Jordan, Dakota	--	--	--	24-69	24-69	.347
Larry, Amani	--	--	--	18-74	18-74	.243
Ledbetter, Colton	--	--	--	37-104	37-104	.355
Mershon, David	--	--	--	8-30	8-30	.266
Seibert, Von	--	--	7-21	1-4	8-25	.320
<b>TOTAL</b>					<b>454-1535</b>	<b>.295</b>

### Runners in Scoring Position (H-AB)

Name	'19 & '20	'21	'22	'23	Total	Avg.
Alford, Slate	--	--	3-11	13-51	16-62	.258
Chance, Bryce	--	--	--	14-34	14-34	.411
Chester, Nate	--	--	--	2-6	2-6	.333
Clark, Kellum	--	6-31	16-56	12-41	34-128	.265
Downs, Aaron	--	--	1-8	1-7	2-15	.133
Forsythe, Lane	--	16-60	10-44	9-26	35-130	.269
Hancock, Luke	10-24	28-87	16-65	10-51	64-227	.282
Highfill, Ross	--	--	--	8-38	8-38	.210
Hines, Hunter	--	--	20-60	22-69	42-129	.325
Hoyle, Wil	--	--	--	1-5	1-5	.200
Hubbard, Bryce	--	--	--	1-2	1-2	.500
Hujsak, Connor	--	--	--	2-14	2-14	.142
Jordan, Dakota	--	--	--	18-50	18-50	.360
Larry, Amani	--	--	--	10-40	10-40	.250
Ledbetter, Colton	--	--	--	26-68	26-68	.382
Mershon, David	--	--	--	5-22	5-22	.227
Seibert, Von	--	--	5-10	0-2	5-12	.416
<b>TOTAL</b>					<b>285-982</b>	<b>.290</b>

## TEAM STATISTICAL RANKINGS



NCAA Category	Rank	Rank
<b>Batting</b>		
Base on Balls	24	159
Batting Average	128	259
Doubles	104	152
Doubles Per Game	120	148
Hit By Pitch	254	171
Hits	150	258
Home Runs	25	239
Home Runs Per Game	28	240
On Base Percentage	65	238
Runs Scored	79	254
Sacrifice Bunts	183	166
Sacrifice Flies	67	211
Scoring	75	255
Slugging Percentage	42	253
Stolen Bases	70	263
Stolen Bases Per Game	72	258
Triples	288	280
Triples Per Game	288	281

<b>Pitching</b>		
Earned Run Average	223	282
Hit Batters	135	4
Hits Allowed Per 9 Inn.	110	229
Shutouts	--	--
Strikeout-to-Walk Ratio	184	288
Strikeouts Per 9 Innings	14	178
WHIP	227	286
Walks Allowed Per 9 Inn.	274	293

<b>Miscellaneous</b>		
Double Plays Turned	223	294
Double Plays Per Game	240	294
Fielding Percentage	223	262
Triple Plays	--	--
W-L Percentage	147	279

National statistical rankings listed above will be updated prior to each weekend series and midweek games.



## MSU RECORD WHEN...

	OVERALL	SEC
Overall	26-24	8-19
vs. Top-5 Teams	2-4	2-4
vs. Top-10 Teams	1-5	1-5
vs. Top-25 Teams	1-3	0-3
Non-Conference	18-5	0-0
SEC	8-19	8-19
SEC East	1-11	1-11
SEC West	7-8	7-8
At Home	15-12	3-10
On the Road	6-10	5-10
At Neutral Sites	5-2	0-0
In Day Games	11-14	4-10
In Night Games	16-10	4-9
vs. Teams .500 Or Better	20-22	8-19
vs. Teams Worse Than .500	6-2	0-0
vs. Left-Handed Starter	10-12	3-8
vs. Right-Handed Starter	16-12	5-11
When Starter Receives Decision	12-13	1-10
When Reliever Receives Decision	14-11	7-9
When Starter Goes 5+ Innings	11-8	3-8
When Starter Goes <5 Innings	15-16	5-11
When Scoring First	11-8	3-8
When Opponent Scores First	15-16	5-11
When Leading After 6 Innings	19-4	3-3
When Trailing After 6 Innings	5-18	4-14
When Tied After 6 Innings	2-2	1-2
When Leading After 8 Innings	20-0	6-0
When Trailing After 8 Innings	0-17	0-12
When Tied After 8 Innings	2-1	1-1
In One-Run Games	6-6	3-5
In Two-Run Games	2-1	1-1
In 5+ Run Games	13-14	2-10
Weekend Series W-L-T	6-6	3-6
Series Sweeps/Times Swept	1/4	0/4
When Scoring 0-2 Runs	1-7	0-7
When Scoring 3-5 Runs	4-10	1-7
When Scoring 6-9 Runs	8-5	3-4
When Scoring 10+ Runs	13-2	4-1
Shutouts/Times Shut Out	0/0	0/0
In Extra Innings	1-1	1-1
When Opponent Scores 4 Runs Or Less	21-2	4-2
When Opponent Scores 5 Runs Or More	5-22	4-17
When Out-Hitting Opponent	21-3	4-2
When Out-Hit by Opponent	3-19	2-15
When Hits Are Equal	2-2	2-2
When Hitting A Home Run	22-18	8-15
When Opponent Hits A Home Run	13-22	7-18
When Errorless	10-3	3-3
When Committing One Error	8-12	3-10
When Committing 2+ Errors	8-9	2-6
When Opponent is Errorless	8-8	4-7
When Opponent Commits One Error	9-8	3-8
When Opponent Commits 2+ Errors	9-8	1-4
Game 1 of Weekend	3-10	1-8
Game 2 of Weekend	6-7	4-5
Game 3 of Weekend	7-6	3-6
Monday	0-0	0-0
Tuesday	8-1	0-0
Wednesday	2-0	0-0
Thursday	1-2	1-2
Friday	3-10	1-8
Saturday	7-7	4-5
Sunday	5-4	2-4

## SEC FRESHMAN OF THE WEEK

- On Monday afternoon, David Mershon was named SEC Freshman of the week. This was his first SEC honor of the season.
- For the week, Mershon hit .600 (6-for-10) and had an on-base percentage of .714.
- He closed out the week going 4-for-5 with two walks and an RBI against LSU, helping the Dawgs come from behind to beat then-No. 2 LSU.
- Mershon was a perfect 3-for-3 on the week in stolen bases. He now swiped 11 bags this season.
- He is the third Dawg to earn this honor this season.

## WINNING AT LSU

- The Dawgs came away with a huge SEC Series victory at LSU this past weekend. MSU dropped game one before winning the final two games.
- Mississippi State has won the series in Baton Rouge in 2023, and 2021.
- The Dawgs have won three of the last four series at played at The Box.

## GOOD EYE

- The Diamond Dawgs are finding ways to reach base this season, including drawing walks. The Bulldogs have drawn 284 base on balls this season, the 24th most in the NCAA.
- Eleven different players have drawn ten or more walks this season.
- Colton Ledbetter leads the team with 45 walks this season. Luke Hancock follows with 41 walks, while Amani Larry is third on the team with 34. Ledbetter ranks 28th in the nation in walks.
- As a team, the Dawgs have 16 players who have drawn a walk.
- This season, MSU has seven games with 10 or more walks. The Dawgs drew a season-high 12 walks against Valparaiso and had 11 in the win over Grambling.
- The most walks in a single season for the Dawgs was set in 1989 when Jody Hurst drew 69.

## SEEING DOUBLE

- Over 50 games of the season, the Diamond Dawgs have racked up 95 doubles.
- They are averaging 1.90 doubles per game.
- Over the five years under Coach Lemonis, the Dawgs have had two seasons with over 100 doubles.
- The 2019 team, set the school record with doubles with 166.
- The Dawgs have hit a double in 40 of the 50 games this season, including a season-high six against VMI during opening weekend.
- This past weekend at LSU, the Dawgs hit seven doubles in the final two games of the series. To close out the comeback win, the Dawgs had four doubles.
- In the Governor's Cup, three of the five hits the Dawgs picked up were doubles.
- The Dawgs had five doubles in the series finale against Auburn. This is the second most doubles in a game this season.

## SHOWING OFF THE POWER

- The Dawgs have hit 87 home runs the 25th-best mark in the NCAA.
- The Bulldogs finished with home runs in 13 of the 16 games played in the month of April, including two four-homer games, which came against Alabama and Auburn.
- The most home runs the Dawgs have hit in a single season came during 1998 when they hit 97 homers.
- The 87 homers this season are the fourth most hit in a single season for the Dawgs. MSU is ten away from tying the school record.
- The Dawgs have hit a home run in 40 of 50 games this season, including hitting a homer in all three games at LSU.
- Eleven different players have hit a homer this season.
- Hunter Hines leads the team with 22 bombs, while Colton Ledbetter follows with 12. Hines ranks 3rd in the nation for homers. Kellum Clark rounds out the Dawgs with double-figures for homers with 11 this season.
- This season, the Dawgs have four players who

hit two or more home runs in a game. Ross Highfill (2x), Colton Ledbetter, Hunter Hines (3x) and Slate Alford.

- Against Lipscomb, freshman Ross Highfill hit three homers for the Dawgs. He is the first player since Brent Rooker did this on April 8, 2017 against Kentucky.
- Highfill continued to show off his power as in the first game of the Alabama series, he had his second multi-homer game of the season. He hit a solo home run in the 2nd and a three run shot in the 7th.
- Ledbetter had his first multi-homer game as a Dawg on April 15 in a win over Ole Miss. He hit homers in the sixth (solo) and seventh (2HR).
- Clark closed out the first game of the doubleheader against Lipscomb with a walk off home run, the first for the Dawgs during the 2023 season. This was also the first walk off homer since March 25, 2022 when RJ Yeager walked off Alabama.

## RACKING UP THE STRIKEOUTS

- The Diamond Dawgs have been racking up strikeouts this season. Over 50 games, the Dawgs have tallied 499 Ks.
- The 499 punchouts are the 19th most in the NCAA this season.
- The staff ranks 14th in the country in strikeouts per nine innings, averaging 10.5.
- Seven pitchers have 40 or more punchouts this season, Jurrangelo Cijntje (61), Landon Gartman (47), Nate Dohm (47), KC Hunt (47), Colby Holcombe (44), Bradley Loftin (43) and Cade Smith (40).
- Every pitcher who has thrown for the Dawgs this season has tallied at least five strikeouts.
- The Dawgs pitching staff has tallied 10 or more strikeouts in 27 games this season, including the first 10 games of the season.
- In the win over Ole Miss to win the Governor's Cup, the Dawgs pitching staff tallied 10 strikeouts.
- MSU's pitching racked up 17 Ks against South Carolina on March 30th. This is a single game high for the staff.
- In the three game set against Auburn, the Dawgs tallied 34 Ks in three games. They had 13 strikeouts in the win on Saturday.
- The program record for most strikeouts in a season is set at 817, by the 2021 team. For fifth most strikeouts in a season is 592, which was set last year.

## FREE SHIRTS!

- Since his arrival at MSU, head coach Chris Lemonis has handed out a shirt to signify the top performance of each victory. Each shirt is numbered by victory and here is who they've went to:

Game	Student-Athlete, Position (# in 2023)
1 VMI	Amani Larry, IF (1)
2 VMI	Landon Gartman, RHP (1)
3 ULM	Jurrangelo Cijntje, BHP (1)
4 Arizona State	Graham Yntema, LHP (1)
5 Arizona State	Colton Ledbetter, OF (1)
6 Southern Miss	Nate Dohm, RHP (1)
7 Cal	Nate Dohm, RHP (2)
8 Valparaiso	Bradley Loftin, LHP (1)
9 Lipscomb	Jurrangelo Cijntje, BHP (2)
10 Lipscomb	Kellum Clark, OF (1)
11 Lipscomb	Ross Highfill, C (1)
12 Nicholls	Hunter Hines, IF (1)
13 Louisiana	Colby Holcombe, RHP (1)
14 Arkansas State	Bradley Loftin, LHP (2)
15 Samford	Dakota Jordan, OF (1)
16 South Carolina	Landon Gartman, RHP (2)
17 Grambling	Wil Hoyle, IF (1)
18 Alabama	Ross Highfill, C (2)
19 Alabama	Nate Dohm, RHP (3)
20 UAB	Tyson Hardin, RHP (1)
21 Ole Miss	Colton Ledbetter, OF (2)
22 Ole Miss	Jurrangelo Cijntje, BHP (3)
23 Auburn	Slate Alford, IF (1)
24 Ole Miss	KC Hunt, RHP (1)
25 LSU	Team
26 LSU	Tyler Davis, LHP (1)

## DOHMINATING

- Sophomore Nate Dohm was named to the NWBCA Stopper of the Year Watch List and we can see why.
- He has made 14 appearances out of the bullpen this year and holds an ERA of 2.70.



- In 30 innings pitched, he has 35 strikeouts and has five wins, while picking up two saves.
- Dohm is holding opponents to hit .227.

#### BIG GAME HUNTER

- Over the course of the season, Hines is hitting .301 with 22 home runs and 60 RBIs.
- His 22 home runs are the third most in the NCAA this season.
- Hines hit one homer against Arkansas moving him to sixth most all-time at State. He is tied with Tommy Raffo, who hit 22 homers in 1989.
- The most homers in a season single for State is 29 by Rafael Palmeiro and Bruce Castoria.
- With his 22 homers this season, Hines became the first player since Brent Rooker in 2017 to hit 20 or more home runs in a Dawg uniform.
- He has had three multi-home run games this year. He hit two homers vs. Nicholls (3/14), at Kentucky (3/18) and at Tennessee (4/28).
- For his career, Hines has 38 homers. This is the tenth most in program history. With six more home runs, Hines will tie with David Hayman for ninth all time with 44.

#### BEST FANS IN THE LAND

- Mississippi State has the **BEST** fans in collegiate baseball, which showed during the 2023 season. The Dawgs averaged the most fans on opening weekend and led the nation drawing 11,127 per game.
- The Dawgs are averaging 11,170 per game, the most in the NCAA this season.
- The SEC holds the top five spots for average attendance this season.
- For Super Bulldog Weekend, the Dawgs three-game attendance was 43,986, averaging 14,662 per game.
- Over Super Bulldog Weekend, the Dawgs set the NCAA On-Campus Attendance Record as The Dude saw 16,423 fans into the stadium when the Diamond Dawgs took on Ole Miss on April 15, 2023.
- The Dawgs hold the top 13 marks in NCAA history for NCAA on-campus facilities. Dudy Noble Field holds 23 of the 25 largest crowds in NCAA history.
- After drawing over 30,000 fans on opening weekend, MSU drew over 34,000 for the three-game set against Arizona State. Against the Sun Devils, the Dawgs drew more than 11,000 for each game.
- The Dawgs have welcomed over 30,000 fans into Dudy Noble Field for each weekend series.

#### BIG LEAGUE TALENT

- Mississippi State is great at turning out major league talent, with 66 Diamond Dawgs reaching the highest level of the sport, but it is also great at keeping student-athletes on campus.
- The Dawgs returned one player, KC Hunt, who was drafted in the 12th round by the Pittsburgh Pirates in 2022.
- The 2022 MLB Draft saw three Diamond Dawgs Landon Sims get drafted in the competitive balance round of the draft. He is the 19th member of the MSU baseball team to get drafted in the first round.
- The Dawgs had six players drafted in the 2022 draft with Sims being the first player picked. Logan Tanner was drafted in the second round of the draft by the Cincinnati Reds and is the highest drafted catcher in program history.
- Preston Johnson (Round 7; Baltimore), KC Hunt (Round 12; Pittsburgh), Jackson Fristoe (Round 12; New York (AL)) and Kamren James (Round 16; Tampa Bay) were all drafted.
- Over the last two drafts (2021-22) the Dawgs have seen 11 players get drafted. In 2021, Will Bednar was drafted 14th overall by the San Francisco Giants.

#### DAWGS STEALING BASES

- The Dawgs have been stealing bases this season and have the third most stolen bases in the SEC with 73.
- Amani Larry lead the team with 19, while Colton Ledbetter is second with 17.
- Nine different players have at least one stolen base this season, with four players perfect on

stolen bases.

- The 73 stolen bases are the second most bases the Dawgs have stolen since Lemonis became head coach at State. The most came in 2021 when the Dawgs stole 74 bases.
- The fifth most stolen bases in a single season for the Dawgs is 89 that was set during the 2011 season.
- With his 19 stolen bases, Larry is looking to join the top 10 for stolen bases in a single season. He is three bases away from tying Jake Mangum for 10th for a single season in steals. Dan Van Cleve (1985) has the school record with 38 stolen bases in one season.
- David Mershon is 11-for-12 on stolen bases this season with three coming over the LSU series. His 11 stolen bases are the third most on the team.
- Kellum Clark improved to a perfect 6-for-6 on stolen bases after stealing three bases in the Tennessee series.
- The Dawgs stole a season-high seven bases against Samford. The single game record for stolen bases in a contest is ten, which was set for March 14, 2017 against Arkansas-Pine Bluff.
- MSU has three games this season with five or more stolen bases, Samford (7), Nicholls (6) and VMI (5).

#### UNI WATCH

- The old age states, "look good, feel good." And, when you feel good you usually perform well. Below is a list of how MSU fared in each of its uniforms over this season:

Uniform	2023
Black Script State	5-4
White Script State	3-3
Maroon '85s	3-10
White '85s	3-2
Cream Script State	0-1
White Pinstripes	6-1
Grey Script State	3-2
Grey Pinstripes	3-1

#### THE DUDE EFFECT

- It's been written about. It's been Tweeted about. It's been talked about. It's what has become known as The Dude Effect. If anyone had forgotten or doubted that the best home-field advantage in all of college baseball is inside the confines of Mississippi State's Dudy Noble Field. Opponents don't simply have to defeat the Diamond Dawgs. Visitors have to conquer the cowbell-crazed home crowd as well.
- Winning at home has been challenging for opponents when coming to The Dude. Since 1967, the Diamond Dawgs have had a 72.9 winning percentage when playing at home.
- Fans come and fill the stadium as 100 games have had crowds of 10,000 fans.
- Over Super Bulldog Weekend, the Dawgs set the NCAA On-Campus Attendance Record as The Dude saw 16,423 fans into the stadium when the Diamond Dawgs took on Ole Miss on April 15, 2023.
- The Diamond Dawgs have won 1,246 games at the Dude.
- Under Head Coach Chris Lemonis, the Dawgs are 109-42 (72.1%) at Dudy Noble Field.
- Coach Lemonis has guided the Dawgs to two seasons of 30 or more wins.

#### OMADAWGS

- Did you know that the Diamond Dawgs are one of three programs in NCAA History and the only Southeastern Conference program to play in the NCAA Men's College World Series in six-straight decades.
- The Dawgs join Texas and Florida State as the only teams that have been to an MCWS for six decades.
- Mississippi State has advanced to Omaha 12 times in program history, with three appearances coming since 2018.
- The Omadawgs have one national championship (2021), a runner-up finish, and two third-place finishes in program history.
- The Dawgs have advanced to the MCWS in the 1970s, 1980s, 1990s, 2000s, 2010s, and 2020s. MSU went to the MCWS in 1971, 1979, 1981, 1985, 1990, 1997, 1998, 2007, 2013, 2018, 2019, and 2021.

## MISC. HITTING STATS

### 2023 MULTI-HIT GAMES

PLAYER	2	3	4	5+	TOTAL
Hunter Hines	10	6	1	-	17
Kellum Clark	11	3	1	-	15
Luke Hancock	13	2	-	-	15
Colton Ledbetter	11	3	1	-	15
Amani Larry	9	3	1	-	13
State Alford	9	1	1	-	11
Dakota Jordan	6	3	-	-	9
Bryce Chance	5	3	-	-	8
Lane Forsythe	6	-	-	-	6
David Mershon	5	-	1	-	6
Ross Highfill	2	3	-	-	5
Aaron Downs	1	-	-	-	1
Connor Hujak	1	-	-	-	1
<b>TOTAL</b>	<b>89</b>	<b>27</b>	<b>6</b>	<b>0</b>	<b>122</b>

### 2023 MULTI-RBI GAMES

PLAYER	2	3	4	5+	TOTAL
Hunter Hines	5	6	3	1	15
Colton Ledbetter	6	4	3	1	14
Dakota Jordan	6	5	-	1	12
Kellum Clark	8	1	-	-	9
State Alford	5	3	-	1	9
Luke Hancock	7	1	1	-	9
Ross Highfill	5	-	2	-	7
Bryce Chance	4	1	1	-	6
Amani Larry	3	-	2	-	5
Lane Forsythe	4	-	-	-	4
Connor Hujak	-	1	-	-	1
<b>TOTAL</b>	<b>53</b>	<b>22</b>	<b>12</b>	<b>4</b>	<b>91</b>

### HITTING STREAKS

PLAYER	SEASON	CURRENT	CAREER
Dakota Jordan	12	2	12
Hunter Hines	7	1	12
Colton Ledbetter	7	2	10*
Luke Hancock	8	3	9
Kellum Clark	5	--	9
Connor Hujak	2	--	8*
Wil Hoyle	1	1	7*
Lane Forsythe	7	1	7
Ross Highfill	6	2	6
Bryce Chance	6	1	6
David Mershon	5	2	5
Amani Larry	5	1	5
State Alford	3	2	3
Aaron Downs	2	--	2
Von Seibert	1	--	2
Nate Chester	2	1	2
Bryce Hubbard	1	1	1

\* - indicates streaks from previous school



## STATE TO THE SHOW

### Diamond Dawgs Playing in Major League Baseball

<i>Name (Yrs. at MSU)</i>	<i>Pos.</i>	<i>Organization</i>
J.P. France (2018)	RHP	Houston Astros
Adam Frazier (2011-13)	IF	Baltimore Orioles
Kendall Graveman (2010-13)	RHP	Chicago White Sox
Nathaniel Lowe (2016)	IF	Texas Rangers
Hunter Renfroe (2011-13)	OF	Los Angeles Angels
Brent Rooker (2014-17)	OF	Oakland Athletics
Chris Stratton (2010-12)	RHP	St. Louis Cardinals
Brandon Woodruff (2012-14)	RHP	Milwaukee Brewers

### Diamond Dawgs in Minor League Baseball

<i>Name (Yrs. at MSU)</i>	<i>Pos.</i>	<i>Organization (Level)</i>
Tanner Allen (2018-21)	OF	Miami Marlins (A+)
Will Bednar (2020-21)	RHP	San Francisco Giants (A+)
Eric Cerantola (2019-21)	RHP	Kansas City Royals (A+)
Brad Cumbest (2019-22)	OF	Colorado Rockies (R+)
Justin Foscue (2018-20)	IF	Texas Rangers (AAA)
Jackson Fristoe (2021-22)	RHP	New York Yankees (R+)
J.T. Ginn (2019-20)	RHP	Oakland Athletics (AA)
Cole Gordon (2016-19)	RHP	New York Mets (AAA)
Houston Harding (2020-21)	LHP	Los Angeles Angels (A+)
Jonathan Holder (2010-13)	RHP	Los Angeles Angels (AAA)
Zac Houston (2014-16)	RHP	New York Yankees (AA)
Dakota Hudson (2014-16)	RHP	St. Louis Cardinals (AAA)
Kamren James (2020-22)	IF	Tampa Bay Rays (A)
Keegan James (2016, 18-19)	RHP	Colorado Rockies (R+)
Preston Johnson (2021-22)	RHP	Baltimore Orioles (A+)
Rowdey Jordan (2018-21)	OF	New York Mets (AA)
Christian MacLeod (2020-21)	LHP	Minnesota Twins (A+)
Jake Mangum (2016-19)	OF	Miami Marlins (AAA)
Zach Neff (2018)	LHP	Minnesota Twins (AA)
Konnor Pilkington (2016-18)	LHP	Arizona Diamondbacks (AAA)
Peyton Plumlee (2017, 19)	RHP	Houston Astros (AA)
Landon Sims (2020-22)	RHP	Arizona Diamondbacks (A)
Ethan Small (2016, 18-19)	LHP	Milwaukee Brewers (AAA)
Hunter Stovall (2016-18)	IF	Colorado Rockies (AAA)
Logan Tanner (2020-22)	C	Cincinnati Reds (A)
Andrew Walling (2022)	P	Philadelphia Phillies (A)
Jordan Westburg (2018-20)	IF	Baltimore Orioles (AAA)
Colby White (2019)	RHP	Tampa Bay Rays (AAA)
RJ Yeager (2022)	IF	St. Louis Cardinals (A)

### Diamond Dawgs Coaching in Professional Baseball

<i>Name (Yrs. at MSU)</i>	<i>Organization</i>	<i>Team (Level)</i>
Travis Champman (1997-2000)	New York Yankees	New York Yankees (MLB)
Chris Maloney (1982-83)	Atlanta Braves	Mississippi Braves (AA)
Buck Showalter (1977)	New York Mets	New York Mets (MLB)
Chris Young (2000-02)	Chicago Cubs	Chicago Cubs (MLB)

### Diamond Dawgs Working in Professional Baseball

<i>Name (Yrs. at MSU)</i>	<i>Organization</i>	<i>Role</i>
Jeff Brantley (1982-85)	Cincinnati Reds	Broadcaster
Will Clark (1983-85)	San Francisco Giants	Special Assistant

## THE LAST TIME...

# - SEC Tournament | % - NCAA Regional | ^ - NCAA Super Regional | \$ - College World Series

### A MISSISSIPPI STATE TEAM...

Won 15+ Consecutive Games . . . . .	17 - February 15-March 8, 2013
Won 10+ Consecutive Games . . . . .	14 - February 23-March 16, 2019
Won 10+ Consecutive SEC Games . . . . .	12 - April 30-May 25, 2016
Won 5+ Consecutive SEC Games . . . . .	5 - April 30-May 8, 2021
Lost 5+ Consecutive Games . . . . .	7 - April 27-May 12, 2023
Lost 5+ Consecutive SEC Games . . . . .	7 - April 27-May 12, 2023
Swept a Three-Game Series . . . . .	Lipscomb; March 10-12, 2023
<i>at Home</i> . . . . .	Lipscomb; March 10-12, 2023
<i>on The Road</i> . . . . .	at Alabama; May 20-22, 2021
Swept a Non-Conference Three-Game Series . . . . .	Lipscomb; March 10-12, 2023
<i>at Home</i> . . . . .	Lipscomb; March 10-12, 2023
<i>on The Road</i> . . . . .	at Hawaii-Hilo; 1985
Swept a Three-Game SEC Series . . . . .	at Alabama; May 20-22, 2021
<i>at Home</i> . . . . .	Texas A&M; April 30-May 2, 2021
<i>on The Road</i> . . . . .	at Alabama; May 20-22, 2021
Was Swept in a Three-Game Series . . . . .	Arkansas, May 5-7, 2023
<i>at Home</i> . . . . .	Arkansas, May 5-7, 2023
<i>on The Road</i> . . . . .	at Tennessee, April 27-29, 2023
Was Swept in a Three-Game Non-Conference Series . . . . .	at Southern Miss; February 16-18, 2018
<i>at Home</i> . . . . .	Southeastern Louisiana; February 26-28, 2010
<i>on The Road</i> . . . . .	at Southern Miss; February 16-18, 2018
Was Swept in a Three-Game SEC Series . . . . .	Arkansas; May 5-7, 2023
<i>at Home</i> . . . . .	Arkansas; May 5-7, 2023
<i>on The Road</i> . . . . .	at Tennessee, April 27-29, 2023
Played An Extra-Inning Game . . . . .	W, 14-13 (10 Innings) – at LSU; May 14, 2023
<i>Won An Extra-Inning Game</i> . . . . .	W, 14-13 (10 innings) – at LSU; May 14, 2023
<i>Lost An Extra-Inning Game</i> . . . . .	L, 6-5 (10 innings) – at Kentucky, March 17, 2023
Played Consecutive Extra-Inning Games . . . . .	May 4-5, 2018; at Alabama, W, 14-12 (10 innings) and L, 3-4 (10 innings)
Won Consecutive Games in Extra-Inning . . . . .	May 10-11, 2014; Tennessee, W, 1-0 (10 innings) and W, 4-3 (12 innings)
Won on a Walk-Off . . . . .	W, 8-7 - Ole Miss; April 15, 2023
<i>Dakota Jordan two run RBI single in the 9th inning</i>	
Won Consecutive Games Via A Walk-Off . . . . .	April 12 & 14, 2022; UAB, W, 6-5 and Auburn W, 7-6
<i>Kamren James RBI sac fly in the tenth inning (UAB)</i>	
<i>Luke Hancock RBI walk in the ninth inning (Auburn)</i>	

### A MISSISSIPPI STATE OFFENSE...

Scored 30+ Runs . . . . .	32 - Jackson State; April 29, 1988
Scored 25+ Runs . . . . .	27 - Alcorn State; April 20, 2010
Scored 20+ Runs . . . . .	21 - Grambling; April 4, 2023
Scored 15+ Runs . . . . .	21 - Grambling; April 4, 2023
Scored 10+ Runs In An Inning . . . . .	11 - Grambling (1st); April 4, 2023
Scored 9+ Runs In An Inning . . . . .	11 - Grambling (1st); April 4, 2023
Scored 8+ Runs In An Inning . . . . .	8 - Grambling (2nd); April 4, 2023
Had 30+ Hits . . . . .	30 - Kentucky; April 30, 1989
Had 25+ Hits . . . . .	26 - Little Rock; February 28, 1999
Had 20+ Hits . . . . .	20 - Missouri; April 29, 2022
Had 20+ Hits in Back-to-Back Games . . . . .	Auburn (20, 21); March 23-24, 2019
Had 6+ Home Runs . . . . .	6 - UT Martin; April 5, 2022
Had 5+ Home Runs . . . . .	6 - UT Martin; April 5, 2022
Hit Back-To-Back Home Runs . . . . .	6th Inning, Colton Ledbetter (Solo)/Hunter Hines (Solo) - Ole Miss; April 15, 2023
Hit Back-To-Back-To-Back Home Runs . . . . .	3rd Inning, Kellum Clark(2R HR)/Brad Cumbest (Solo)/RJ Yeager (Solo) - Southern; March 23, 2022
Had 3+ Triples . . . . .	3 - Southern Cal; March 14, 2004
Had 8+ Doubles . . . . .	8 - Auburn; March 24, 2019
Had 7+ Doubles . . . . .	7 - UAB; April 20, 2021
Had 6+ Doubles . . . . .	6 - VMI; Feb. 18, 2023
Had 10+ Walks . . . . .	10 - at LSU; May 14, 2023
Had 9+ Stolen Bases . . . . .	10 - Arkansas-Pine Bluff; March 18, 2017
Had 8+ Stolen Bases . . . . .	10 - Arkansas-Pine Bluff; March 18, 2017
Didn't Strikeout in a Game . . . . .	Grambling; April 4, 2023
Had Two or Fewer Strikeouts . . . . .	0 - Grambling; April 4, 2023
Was Shut Out . . . . .	at Georgia (0-11); March 18, 2022
<i>at Home</i> . . . . .	Long Beach State (0-3); February 18, 2022
<i>on The Road</i> . . . . .	at Georgia (0-11); March 18, 2022
<i>Back-To-Back Games</i> . . . . .	Auburn (0-5, 0-4); March 27-28, 2015
<i>Three-Straight Games</i> . . . . .	vs. Southern Miss (0-3); March 24, 2015 and Auburn (0-5, 0-4); March 27-28, 2015

### A MISSISSIPPI STATE DEFENSE...

Turned 5+ Double Plays . . . . .	5 - San Diego; March 8, 2015
Turned 4+ Double Plays . . . . .	5 - San Diego; March 8, 2015
Turned 3+ Double Plays . . . . .	3 - at LSU; May 14, 2023
Turned A Triple Play . . . . .	Auburn-Montgomery, March 9, 1991
Had 5+ Errors . . . . .	5 - at Vanderbilt; March 18, 2011
Had 4+ Errors . . . . .	4 - vs. Ohio State; March 3, 2023
Threw Out 3 Base Runners . . . . .	3 - Logan Tanner; Tulane; February 26, 2021





## THE LAST TIME...

# - SEC Tournament | % - NCAA Regional | ^ - NCAA Super Regional | \$ - College World Series

### MISSISSIPPI STATE PITCHING STAFF...

Threw a No-Hitter . . . . . Jackson Fristoe (6 IP), Landon Sims (1 IP), Mikey Tepper (1 2/3 IP), Cam Tullar (1/3 IP); Kent State, March 7, 2021  
Held Opponent To 1 Hit . . . . . at Texas A&M; May 3, 2019  
Held Opponent To 2 Hits . . . . . Eastern Michigan; March 13, 2021

NOTE: Jacksonville State (5/18/21) had just two hits in a five-inning, rain-shortened game  
NOTE: Valparaiso (3/7/23) had just two hits in a seven-inning, run rule game

Struck Out 25+ Batters . . . . . 26 - at LSU; 1909  
Struck Out 20+ Batters . . . . . 21 - vs. Texas; June 20, 2021 \$  
Struck Out 15+ Batters . . . . . 16 - South Carolina; April 1, 2023  
Did Not Issue A Walk . . . . . at Auburn; April 10, 2021

Shut Out An Opponent . . . . . vs. Vanderbilt (9-0); June 30, 2021 \$  
at Home . . . . . Eastern Michigan (14-0); March 12, 2021  
on The Road . . . . . at Alabama (7-0); May 21, 2021  
Neutral Site Game . . . . . vs. Vanderbilt (9-0); June 30, 2021 \$  
Postseason Game . . . . . vs. Vanderbilt (9-0); June 30, 2021 \$  
Back-To-Back Shutouts . . . . . 2021 (Kent State, March 7 [13-0]; Grambling, March 9 [10-0] and Louisiana-Lafayette, March 10 [4-0])  
Three Straight Shutouts . . . . . 2021 (Kent State, March 7 [13-0];  
Grambling, March 9 [10-0] and Louisiana-Lafayette, March 10 [4-0]; Eastern Michigan, March 12 [14-0])

Four Straight Shutouts . . . . . 2021 (Kent State, March 7 [13-0];  
Grambling, March 9 [10-0] and Louisiana-Lafayette, March 10 [4-0]; Eastern Michigan, March 12 [14-0])

Shut Out An SEC Opponent . . . . . vs. Vanderbilt (9-0); June 30, 2021 \$  
At Home . . . . . Alabama (6-0); April 12, 2019  
On The Road . . . . . at Alabama (7-0); May 21, 2021  
Neutral Site . . . . . vs. Vanderbilt (9-0); June 30, 2021 \$

### A MISSISSIPPI STATE BATTER HAD...

Hit for the Cycle . . . . . Brad Freeman; South Alabama, February 17, 1998  
Walk-Off Hit . . . . . Dakota Jordan (Single); Ole Miss, April 15, 2023  
8+ At-Bats . . . . . 8 - Jordan Westburg, Tanner Allen & Rowdey Jordan vs. LSU, May 22, 2019 #  
6+ Hits . . . . . 6 - Adam Frazier; at Virginia, June 8, 2013  
5+ Hits . . . . . 5 - Tanner Allen; South Carolina, May 16, 2019  
4+ Hits . . . . . 4 - David Mershon, at LSU, May 14, 2023  
2+ Hits In An Inning . . . . . Hunter Hines (HR, 1B; 1st Inning); Grambling, April 4, 2023  
5+ Runs . . . . . 5 - Jon Knott; Little Rock, February 28, 1999  
4+ Runs . . . . . 4 - Colton Ledbetter; Arkansas State, March 21, 2023  
3+ Doubles . . . . . 3 - Justin Foscue; Georgia, April 26, 2019  
2+ Triples . . . . . 2 - C.T. Bradford; at Arizona, March 9, 2014  
3+ Home Runs . . . . . 3 - Ross Highfill; Lipscomb, March 11, 2023  
2+ Home Runs . . . . . 2 - Hunter Hines; at Tennessee, April 28, 2023  
Inside-The-Park Home Run . . . . . Cody Brown; vs. Kentucky, April 7, 2017  
Pinch Hit Home Run . . . . . Connor Hujak; Lipscomb, March 11, 2023  
Leadoff Home Run (Top or bottom of 1st inning) . . . . . RJ Yeager (Bottom 1st); Tennessee, May 21, 2022  
Walk-Off Home Run . . . . . Kellum Clark (solo); Lipscomb, March 11, 2022  
Hit a Grand Slam . . . . . Slate Alford; Grambling, April 4, 2023  
Multiple Grand Slams . . . . . Never  
A Pinch-Hit Grand Slam . . . . . Never  
10+ RBIs . . . . . 11 - Jason Nappi; at UAB, March 18, 2008  
9+ RBIs . . . . . 9 - Ryan Duffy; vs. Jackson State, April 6, 2010  
8+ RBIs . . . . . 8 - Brent Rooker; vs. Indiana State, February 24, 2017  
7+ RBIs . . . . . 7 - Kellum Clark vs. Princeton, March 11, 2022  
10+ Total Bases . . . . . 10 - Slate Alford, South Carolina, March 31, 2023  
4+ Walks . . . . . 4 - David Mershon; Arkansas, May 5, 2023  
3+ Walks . . . . . 4 - David Mershon; Arkansas, May 5, 2023  
4+ Stolen Bases . . . . . 4 - Derrick Armstrong; vs. Michigan State, March 1, 2014  
3+ Stolen Bases . . . . . 3 - Amani Larry; Nicholls, March 14, 2023  
Stole Home . . . . . Connor Hujak; Samford, March 28, 2023  
4+ Hit By Pitches . . . . . 4 - Rowdey Jordan; at Auburn, April 11, 2021  
3+ Hit By Pitches . . . . . 4 - Rowdey Jordan; at Auburn, April 11, 2021

### A MISSISSIPPI STATE PITCHER HAD...

A Perfect Game . . . . . J.T. Peatross; Mississippi College (1-0), 1918  
A No-Hitter . . . . . Jackson Fristoe (6 IP), Landon Sims (1 IP), Mikey Tepper (1 2/3 IP), Cam Tullar (1/3 IP); Kent State, March 7, 2021  
A Complete Game No-Hitter . . . . . Gene Morgan (7 IP); at Hawaii-Hilo (2-0), April 6, 1985  
A Complete Game (9 Inn.) . . . . . Jacob Billingsley; at Southern Miss (8-1), June 6, 2017 %  
A Complete Game (7 Inn.) . . . . . JT Ginn; at Texas A&M-1 (0-1), May 4, 2019  
Complete-Game 1-Hitter . . . . . Unknown  
Complete-Game 2-Hitter . . . . . Ricky Bowen; vs. Ole Miss, March 16, 2008  
Consecutive Complete Games . . . . . Dakota Hudson; 2016 (at Auburn (4-0), May 13 and Arkansas (7-0), May 19)  
A Complete-Game Shutout . . . . . Dakota Hudson; vs. Arkansas (7-0), May 19, 2016  
at Home . . . . . Dakota Hudson; vs. Arkansas (7-0), May 19, 2016  
on The Road . . . . . Dakota Hudson; at Auburn (4-0), May 13, 2016  
SEC Game . . . . . Dakota Hudson; vs. Arkansas (7-0), May 19, 2016  
as a Freshman . . . . . Scott Tanksley; vs. Mississippi College (6-0), April 20, 1993  
Postseason Game . . . . . B.J. Wallace; vs. Nicholls State (1-0), May 21, 1992 %  
17+ Strikeouts . . . . . 17 - Chris Stratton; at LSU, March 16, 2012  
15+ Strikeouts . . . . . 15 - Will Bednar; vs. Texas, June 20, 2021 \$  
10+ Strikeouts . . . . . 11 - Bradley Loftin; Valparaiso, March 7, 2023  
Recorded Two Saves In One Day . . . . . Trevor Fitts; vs. Marshall and Alabama A&M, February 22, 2015

## HONORS TRACKER

### Colton Ledbetter, OF

D1Baseball Top 100 Collegiate MLB Draft Prospects (No. 26)  
D1Baseball Top 100 Impact Transfers (No. 5)  
Perfect Game Preseason All-American (third team)  
Preseason All-SEC (second team)

### Cade Smith, RHP

D1Baseball Top 100 Collegiate MLB Draft Prospects (No. 53)

### Landon Gartman, RHP

D1Baseball Top 100 Impact Transfers (No. 31)

### Amani Larry, IF

D1Baseball Top 100 Impact Transfers (No. 33)  
NCBWA Preseason All-American (second team)

### Nate Dohm, RHP

D1Baseball Top 100 Impact Transfers (No. 5)  
NCBWA Stopper of the Year Watch List

### Aaron Nixon, RHP

D1Baseball Top 100 Impact Transfers (No. 5)  
NCBWA Stopper of the Year Watch List

### Connor Hujak, IF/OF

D1Baseball Top 100 Impact Transfers (No. 93)

### Luke Hancock, C

Preseason All-SEC (second team)  
Buster Posey National Caccher of the Year Watch List

### Bryce Chance, OF

SEC Co-Freshman of the Week (2/20)

### Dakota Jordan, OF

SEC Freshman of the Week (4/17)

### David Mershon, IF

SEC Co-Freshman of the Week (5/15)



## 2023 HOME RUN TRACKER

No.	Player	Game	Date	Opponent	Pitcher	On Base	Inn.	Outs	Count	Score	Final
1	Bryce Chance	1	Feb. 17	VMI	Kaltreider	1	6	2	1-1	3-2	W, 11-2
2	Colton Ledbetter	2	Feb. 18	VMI	Wilkerson	1	1	0	0-1	0-1	L, 14-13
3	Hunter Hines	2	Feb. 18	VMI	Hawley	0	2	0	0-0	9-1	L, 14-13
4	Amani Larry	3	Feb. 19	VMI	Barker	1	3	1	0-1	0-3	W, 9-3
5	Kellum Clark	3	Feb. 19	VMI	Thompson	0	4	0	0-0	2-3	W, 9-3
6	Kellum Clark	3	Feb. 19	VMI	Light	0	6	1	1-1	3-3	W, 9-3
7	Luke Hancock	4	Feb. 21	ULM	Orton	1	7	2	1-2	0-11	L, 11-5
8	Bryce Chance	4	Feb. 21	ULM	Judice	1	9	1	2-2	3-11	L, 11-5
9	Colton Ledbetter	5	Feb. 22	ULM	Shaw	1	4	1	2-0	4-0	W, 14-3
10	Slate Alford	5	Feb. 22	ULM	Shuffler	1	6	2	1-0	6-0	W, 14-3
11	Dakota Jordan	5	Feb. 22	ULM	Shuffler	2	7	1	1-0	10-0	W, 14-3
12	Colton Ledbetter	8	Feb. 26	Arizona State	Tieding	3	4	1	3-1	5-2	W, 16-3
13	Lane Forsythe	8	Feb. 26	Arizona State	Wainscott	0	6	0	2-1	9-2	W, 16-3
14	Hunter Hines	8	Feb. 26	Arizona State	Varnado	1	7	0	1-0	10-2	W, 16-3
15	Amani Larry	9	Feb. 28	vs. Southern Miss	Monistere	0	4	0	0-1	5-4	W, 10-9
16	Ross Highfill	11	March 4	vs. Oklahoma	Pierce	0	3	2	0-0	4-8	L, 15-9
17	Hunter Hines	11	March 4	vs. Oklahoma	Pierce	0	5	0	1-0	7-12	L, 15-9
18	Amani Larry	12	March 5	vs. Cal	Colwell	0	7	1	1-1	4-4	W, 8-4
19	Kellum Clark	12	March 5	vs. Cal	Becerra	1	8	1	1-1	5-4	W, 8-4
20	Hunter Hines	13	March 7	Valparaiso	Hack	1	6	1	2-0	7-2	W, 12-2
21	Kellum Clark	13	March 7	Valparaiso	Hack	0	6	1	2-2	9-2	W, 12-2
22	Hunter Hines	14	March 10	Lipscomb	Giles	1	7	2	1-0	6-1	W, 8-2
23	Connor Hujsak	15	March 11	Lipscomb	Van Treeck	0	6	1	1-1	3-2	W, 4-3
24	Kellum Clark	15	March 11	Lipscomb	Van Treeck	0	9	0	2-2	3-3	W, 4-3
25	Ross Highfill	16	March 11	Lipscomb	Smith	0	2	0	1-1	2-1	W, 12-4
26	Hunter Hines	16	March 11	Lipscomb	Harmon	1	6	1	0-1	7-4	W, 12-4
27	Ross Highfill	16	March 11	Lipscomb	Harmon	0	6	1	3-1	9-4	W, 12-4
28	Ross Highfill	16	March 11	Lipcomb	Williams	1	8	1	2-0	10-4	W, 12-4
29	Hunter Hines	17	March 14	vs. Nicholls	Hayes	1	1	2	1-0	2-0	W, 12-4
30	Hunter Hines	17	March 14	vs. Nicholls	Llinas	1	4	1	2-2	6-2	W, 12-4
31	Colton Ledbetter	17	March 14	vs. Nicholls	Mancuso	0	7	1	2-0	9-4	W, 12-4
32	Kellum Clark	19	March 17	at Kentucky	Williams	0	4	1	0-2	1-4	L, 6-5
33	Hunter Hines	20	March 18	at Kentucky	Bosma	0	2	0	0-1	0-0	L, 12-3
34	Hunter Hines	20	March 18	at Kentucky	Bosma	1	4	0	0-1	1-0	L, 12-3
35	Kellum Clark	21	March 19	at Kentucky	Lee	1	3	2	2-1	1-4	L, 17-3
36	Colton Ledbetter	22	March 21	Arkansas State	Federick	1	4	1	3-1	13-0	W, 16-2
37	Lane Forsythe	24	March 25	Vanderbilt	Owen	1	7	1	1-0	2-8	L, 18-5
38	Kellum Clark	25	March 26	Vanderbilt	Futrell	0	4	0	3-2	1-6	L, 11-7
39	Luke Hancock	25	March 26	Vanderbilt	Futrell	0	4	1	1-0	2-6	L, 11-7
40	Connor Hujsak	25	March 26	Vanderbilt	Cunningham	2	6	1	0-0	4-11	L, 11-7
41	Colton Ledbetter	27	March 30	South Carolina	Hicks	1	5	2	0-0	1-3	L, 6-4
42	Hunter Hines	28	March 31	South Carolina	Hall	1	3	1	0-1	1-1	W, 13-3
43	Dakota Jordan	28	March 31	South Carolina	Hall	0	3	1	1-0	3-1	W, 13-3
44	Slate Alford	28	March 31	South Carolina	Williamson	0	5	0	2-1	6-3	W, 13-3
45	Slate Alford	28	March 31	South Carolina	Wheeler	0	6	0	0-1	10-3	W, 13-3
46	Dakota Jordan	29	April 1	South Carolina	Veach	1	6	2	2-0	2-3	L, 14-5
47	Hunter Hines	30	April 4	Grambling	Boudreaux	1	1	0	0-1	2-1	W, 21-2
48	Ross Highfill	30	April 4	Grambling	Martinez	1	1	2	0-1	5-1	W, 21-2
49	Slate Alford	30	April 4	Grambling	Mims III	3	2	2	1-1	15-2	W, 21-2
50	Ross Highfill	31	April 6	at Alabama	Banks	0	2	1	0-1	2-0	W, 12-8
51	Hunter Hines	31	April 6	at Alabama	Ball	0	7	1	1-2	4-4	W, 12-8
52	Slate Alford	31	April 6	at Alabama	Myers	1	7	2	0-2	5-4	W, 12-8
53	Ross Highfill	31	April 6	at Alabama	Myers	2	7	2	1-0	7-4	W, 12-8
54	Hunter Hines	33	April 8	at Alabama	Hitt	1	1	1	0-2	0-0	W, 8-4
55	Ross Highfill	33	April 8	at Alabama	Moza	0	7	1	0-0	3-4	W, 8-4
56	Kellum Clark	33	April 8	at Alabama	Woods	1	8	0	1-1	5-4	W, 8-4
57	Dakota Jordan	34	April 11	at UAB	Shelton	2	1	1	1-0	0-0	W, 7-3
58	Luke Hancock	34	April 11	at UAB	Shelton	0	1	1	0-1	3-0	W, 7-3
59	Colton Ledbetter	34	April 11	at UAB	Daniel	0	7	1	1-2	5-3	W, 7-3
60	Dakota Jordan	35	April 14	Ole Miss	Dougherty	0	5	0	2-2	0-1	L, 3-2
61	Hunter Hines	35	April 14	Ole Miss	Murrell	0	9	2	1-2	1-3	L, 3-2
62	Colton Ledbetter	36	April 15	Ole Miss	Rivas	0	6	1	0-1	2-5	W, 8-7
63	Hunter Hines	36	April 15	Ole Miss	Rivas	0	6	1	1-0	3-5	W, 8-7
64	Colton Ledbetter	36	April 15	Ole Miss	Jones	1	7	2	3-2	4-5	W, 8-7
65	Dakota Jordan	37	April 16	Ole Miss	Quinn	2	3	2	2-1	0-0	W, 5-3
66	Hunter Hines	37	April 16	Ole Miss	Kimibrell	1	7	2	0-0	3-3	W, 5-3
67	Slate Alford	39	April 22	at Auburn	Armstrong	2	6	2	0-0	1-2	W, 11-10
68	Amani Larry	39	April 22	at Auburn	Armstrong	1	6	2	3-2	4-2	W, 11-10
69	Kellum Clark	39	April 22	at Auburn	Nelson	0	8	0	1-0	6-3	W, 11-10
70	Luke Hancock	39	April 22	at Auburn	Allsup	1	9	2	1-0	9-3	W, 11-10
71	Hunter Hines	40	April 23	at Auburn	Cannon	2	2	2	2-1	2-0	L, 12-11
72	Slate Alford	42	April 27	at Tennessee	Lindsey	1	6	0	2-2	1-7	L, 8-7
73	Colton Ledbetter	42	April 27	at Tennessee	Connell	0	7	0	1-1	3-7	L, 8-7
74	Hunter Hines	42	April 27	at Tennessee	Burns	0	9	0	1-0	6-7	L, 8-7
75	Dakota Jordan	43	April 28	at Tennessee	Dollander	2	1	1	0-1	0-0	L, 12-8
76	Hunter Hines	43	April 28	at Tennessee	Dollander	0	3	0	0-0	3-0	L, 12-8
77	Hunter Hines	43	April 28	at Tennessee	Jenkins	1	5	0	0-0	4-2	L, 12-8
78	Colton Ledbetter	44	April 29	at Tennessee	Beam	0	6	2	3-1	1-12	L, 13-2
79	Dakota Jordan	46	May 6	Arkansas	McEntire	1	6	2	0-0	0-9	L, 14-2
80	Hunter Hines	47	May 7	Arkansas	Hollan	1	3	2	0-0	1-3	L, 11-6
81	Amani Larry	47	May 7	Arkansas	Adock	1	6	0	0-0	4-11	L, 11-6
82	Ross Highfill	48	May 12	at LSU	Skenes	0	6	0	2-1	0-5	L, 12-1
83	Luke Hancock	49	May 13	at LSU	Ackenhausen	0	7	0	2-1	1-2	W, 9-4
84	Kellum Clark	49	May 13	at LSU	Hurd	1	8	0	1-1	2-4	W, 9-4
85	Colton Ledbetter	49	May 13	at LSU	Cooper	2	8	2	0-1	5-4	W, 9-4
86	Dakota Jordan	50	May 14	at LSU	Little	2	6	0	0-0	5-13	W, 14-13
87	Slate Alford	50	May 14	at LSU	Collins	1	7	2	3-1	11-13	W, 14-13

\* - leadoff homerun

## 2023 HOW IT WAS WON

Below is a chart representing how the eventual game-winning run was recorded for Mississippi State in 2023.

<i>Gm</i>	<i>Opponent</i>	<i>Final</i>	<i>Player</i>	<i>Inn.</i>	<i>Outs</i>	<i>Play</i>	<i>Score at Time</i>
1.	VMI	11-2	Luke Hancock	3	1	Sacrifice fly	3-0
2.	VMI	9-3	Kellum Clark	6	1	Home Run	3-3
3.	ULM	14-3	Amani Larry	4	0	Sacrifice fly	4-0
4.	Arizona State	5-1	Lane Forsythe	4	1	Single	1-1
5.	Arizona State	16-3	Kellum Clark	4	0	Single	3-2
6.	Southern Miss	10-9	Hunter Hines	8	1	Sacrifice fly	9-9
7.	Cal	8-4	Amani Larry	7	1	Home Run	4-4
8.	Valparaiso	12-2	Bryce Chance	4	2	Single	2-2
9.	Lipscomb	8-2	Ross Highfill	3	0	Single	1-1
10.	Lipscomb	4-3	Kellum Clark	9	0	Home Run	3-3
11.	Lipscomb	12-4	Luke Hancock	6	1	Double	4-4
12.	Nicholls	12-4	Bryce Chance	2	1	Single	4-0
13.	Louisiana	4-2	Colton Ledbetter	5	1	Double	2-1
14.	Arkansas State	16-2	Kellum Clark	1	0	Double	2-0
15.	Samford	9-4	Dakota Jordan	5	2	Double	3-4
16.	South Carolina	13-3	Dakota Jordan	3	1	Home Run	3-1
17.	Grambling	21-2	Hunter Hines	1	0	Home Run	2-1
18.	Alabama	12-8	Ross Highfill	7	2	Home Run	7-4
19.	Alabama	8-4	Dakota Jordan	7	2	Double	5-4
20.	UAB	7-3	Luke Hancock	1	1	Home Run	3-0
21.	Ole Miss	8-7	Dakota Jordan	9	1	Single	6-7
22.	Ole Miss	5-3	Hunter Hines	7	2	Home Run	3-3
23.	Auburn	11-10	Luke Hancock	9	2	Home Run	9-3
24.	Ole Miss	2-1	Luke Hancock	6	2	Double	1-0
25.	LSU	9-4	Slate Alford	8	0	Single	4-4
26.	LSU	14-13	Colton Ledbetter	10	1	Fielder's Choice	13-13





## SEC UPDATE

### Standings

Western Division											
	SEC	Pct.	GB	Division	Overall	Pct.	Home	Away	Neutral	L10	Streak
Arkansas	19-8	.704	--	14-4	38-13	.745	30-4	6-7	2-2	8-2	W1
LSU	17-9	.654	1.5	12-6	39-12	.765	27-7	10-4	2-1	6-4	L2
Auburn	14-13	.519	5.0	9-9	30-19-1	.610	20-9-1	8-10	2-0	7-3	W5
Alabama	13-14	.481	6.0	6-9	35-17	.673	24-8	9-9	2-0	5-5	W2
Texas A&M	12-15	.444	7.0	6-9	30-22	.577	22-13	6-8	2-1	5-5	L2
Mississippi State	8-19	.296	11.0	7-8	26-24	.520	15-14	6-8	5-2	3-7	W2
Ole Miss	6-21	.222	13.0	3-12	25-26	.490	17-15	6-10	2-1	4-6	L3
Eastern Division											
	SEC	Pct.	GB	Division	Overall	Pct.	Home	Away	Neutral	L10	Streak
Florida	18-9	.667	--	10-5	40-12	.769	30-6	9-6	1-0	8-2	W3
Vanderbilt	17-10	.630	1.0	10-8	35-16	.686	23-5	8-9	4-2	5-5	L3
South Carolina	15-11	.577	2.5	10-5	37-14	.725	25-4	10-10	2-0	3-7	L1
Kentucky	15-12	.556	3.0	8-7	35-15	.700	24-4	11-11	0-0	5-5	W1
Tennessee	14-13	.519	4.0	7-8	35-17	.673	32-5	2-11	1-1	7-3	L1
Missouri	10-17	.370	8.0	7-11	30-20	.600	19-4	7-15	4-1	6-4	W3
Georgia	10-17	.370	8.0	5-13	28-24	.538	19-11	7-12	2-1	5-5	L3

### Schedule/Results

all times central

#### TUESDAY, MAY 16

Western Carolina at Georgia	5 p.m. (SECN+)
Belmont at Tennessee	5:30 p.m. (SECN+)
MTSU at Vanderbilt	6 p.m. (SECN+)
North Alabama at Mississippi State	6 p.m. (SECN+)
Jacksonville State at Auburn	6 p.m. (SECN+)
Charlotte at South Carolina	6 p.m. (SECN+)
Austin Peay at Ole Miss	6:30 p.m. (SECN+)
McNeese at LSU	6:30 p.m. (SECN+)
Indiana State at Missouri	Canceled

## Week-by-Week Polls

Week	BA	CB	D1	BW	PG	USA	RPI
Preseason	NR	22	NR	31	NR	RV	--
Week 1	NR	24	NR	NR	NR	--	--
Week 2	NR	NR	NR	RV	NR	NR	--
Week 3	NR	NR	NR	NR	NR	NR	74
Week 4	NR	NR	NR	RV	NR	NR	56
Week 5	NR	NR	NR	NR	NR	NR	54
Week 6	NR	NR	NR	NR	NR	NR	59
Week 7	NR	NR	NR	NR	NR	NR	46
Week 8	NR	NR	NR	NR	NR	NR	26
Week 9	NR	NR	NR	NR	NR	NR	26
Week 10	NR	NR	NR	NR	NR	NR	35
Week 11	NR	NR	NR	NR	NR	NR	48
Week 12	NR	NR	NR	NR	NR	NR	56
Week 13	NR	NR	NR	NR	NR	NR	44

BA - Baseball America, CB - Collegiate Baseball Newspaper, D1 - D1Baseball, BW - National Collegiate Baseball Writers Association, PG - Perfect Game, USA - USA Today Coaches Poll, RPI - NCAA RPI

(--)- No poll/RPI released by the publication.

## IN THE POLLS

Baseball America		Collegiate Baseball		D1Baseball		NCBWA		Perfect Game		USA Today/Coaches	
1. Wake Forest	42-8	1. Wake Forest	42-8	1. Wake Forest	42-8	1. Wake Forest	42-8	1. Wake Forest	42-8	1. Wake Forest	42-8
2. <b>Arkansas</b>	<b>38-13</b>	2. <b>Arkansas</b>	<b>38-13</b>	2. <b>Arkansas</b>	<b>38-13</b>	2. <b>Arkansas</b>	<b>38-13</b>	2. <b>Arkansas</b>	<b>38-13</b>	2. Florida	40-12
3. Florida	40-12	3. Stanford	34-14	3. Stanford	34-14	3. Florida	40-12	3. Florida	40-12	3. <b>Arkansas</b>	<b>38-13</b>
4. Stanford	34-14	4. Florida	40-12	4. Florida	40-12	4. <b>LSU</b>	<b>39-12</b>	4. Stanford	34-14	4. <b>LSU</b>	<b>39-12</b>
5. <b>LSU</b>	<b>39-12</b>	5. <b>LSU</b>	<b>39-12</b>	5. <b>LSU</b>	<b>39-12</b>	5. Stanford	34-14	5. <b>LSU</b>	<b>39-12</b>	5. Stanford	34-14
6. <b>Vanderbilt</b>	<b>35-16</b>	6. Miami (Fla.)	34-17	6. West Virginia	39-13	6. West Virginia	39-13	6. Clemson	35-17	6. <b>Vanderbilt</b>	<b>35-16</b>
7. West Virginia	39-13	7. Virginia	41-11	7. Clemson	35-17	7. Connecticut	38-12	7. Miami (Fla.)	34-17	7. West Virginia	39-13
8. Coastal Carolina	33-17	8. West Virginia	39-13	8. Coastal Carolina	33-17	8. Coastal Carolina	3-317	8. Coastal Carolina	33-17	8. Coastal Carolina	33-17
9. Miami (Fla.)	34-17	9. Indiana State	35-14	9. Connecticut	38-12	9. Campbell	39-11	9. <b>Tennessee</b>	<b>35-18</b>	9. <b>South Carolina</b>	<b>37-14</b>
10. <b>South Carolina</b>	<b>37-14</b>	10. Oklahoma State	35-15	10. Oregon State	36-15	10. East Carolina	38-14	10. Duke	34-16	10. Clemson	35-17
11. Campbell	39-11	11. Clemson	35-17	11. Miami (Fla.)	34-17	11. <b>Vanderbilt</b>	<b>35-16</b>	11. Dallas Baptist	40-12	11. Connecticut	38-12
12. Duke	34-16	12. Oral Roberts	40-11	12. <b>Vanderbilt</b>	<b>35-16</b>	12. <b>South Carolina</b>	<b>37-14</b>	12. West Virginia	39-13	12. Miami (Fla.)	34-17
13. East Carolina	38-14	13. Coastal Carolina	33-17	13. <b>South Carolina</b>	<b>37-14</b>	13. Clemson	35-17	13. Connecticut	38-12	13. Virginia	41-11
14. Virginia	41-11	14. <b>Southern Miss</b>	<b>35-15</b>	14. Campbell	39-11	14. Dallas Baptist	40-12	14. <b>Vanderbilt</b>	<b>35-16</b>	14. Campbell	39-11
15. Dallas Baptist	40-12	15. <b>Vanderbilt</b>	<b>35-16</b>	15. East Carolina	38-14	15. Miami (Fla.)	34-17	15. <b>South Carolina</b>	<b>37-14</b>	15. East Carolina	38-14
16. Clemson	35-17	16. <b>South Carolina</b>	<b>37-14</b>	16. Duke	34-16	16. Oregon State	36-15	16. Campbell	39-11	16. Duke	34-16
17. Oregon State	36-15	17. Duke	34-16	17. Dallas Baptist	40-12	17. Virginia	41-11	17. East Carolina	38-14	17. Dallas Baptist	40-12
18. Oklahoma State	35-15	18. Oregon State	36-15	18. <b>Tennessee</b>	<b>35-17</b>	18. Duke	34-16	18. Virginia	41-11	18. Oregon State	36-15
19. <b>Tennessee</b>	<b>35-17</b>	19. <b>Alabama</b>	<b>35-17</b>	19. <b>Kentucky</b>	<b>35-15</b>	19. <b>Tennessee</b>	<b>35-17</b>	19. <b>Auburn</b>	<b>30-19-1</b>	19. <b>Tennessee</b>	<b>35-17</b>
20. <b>Kentucky</b>	<b>35-15</b>	20. Connecticut	38-12	20. Maryland	35-18	20. <b>Kentucky</b>	<b>35-15</b>	20. Boston College	32-16	20. <b>Kentucky</b>	<b>35-15</b>
21. Connecticut	38-12	21. Campbell	39-11	21. Virginia	41-11	21. Boston College	32-16	21. Indiana State	35-14	21. Boston College	32-16
22. <b>Auburn</b>	<b>30-19-1</b>	22. Dallas Baptist	40-12	22. Boston College	32-16	22. Oklahoma State	35-15	22. Oklahoma State	35-15	22. Oklahoma State	35-15
23. Maryland	35-18	23. Maryland	35-18	23. <b>Southern Miss</b>	<b>35-15</b>	23. Maryland	35-18	23. <b>Kentucky</b>	<b>35-15</b>	23. Maryland	35-18
24. Washington	32-14	24. Kent State	33-20	24. Washington	32-14	24. Southern Miss	35-15	24. <b>Southern Miss</b>	<b>35-15</b>	24. <b>Southern Miss</b>	<b>35-15</b>
25. Indiana State	35-14	25. East Carolina	38-14	25. Oklahoma State	35-15	25. Washington	32-14	25. <b>Alabama</b>	<b>35-17</b>	25. Indiana State	35-14
		26. Kansas State	33-20			26. Indiana State	35-14				
		27. UC Santa Barbara	32-16			27. <b>Alabama</b>	<b>35-17</b>				
		28. <b>Kentucky</b>	<b>35-15</b>			28. Texas Tech	35-18				
		29. <b>Tennessee</b>	<b>35-17</b>			29. <b>Auburn</b>	<b>30-19-1</b>				
		30. Boston College	32-16			30. UTSA	36-15				

2023 Scheduled Opponents in Bold



## DUDY NOBLE FIELD

### BIOGRAPHY

The largest on-campus facility in college baseball, Dudy Noble Field will see the 57th season of Mississippi State baseball at its current site in 2023. With over 1,690 games played at the venue, the Diamond Dawgs have a .730 winning percentage at the facility, which recently received a \$68-million upgrade.

The field is named in honor of longtime MSU baseball coach, athletics director and ABCA Hall of Famer Clarke Randolph "Dudy" Noble. On April 27, 1998 the facility was renamed Dudy Noble Field, Polk-DeMent Stadium, honoring another ABCA Hall of Famer, former Bulldog skipper Ron Polk, and the late Gordon DeMent, a successful businessman and longtime fan of the Diamond Dawgs from Indianola, Mississippi.

#### The Origin

From 1929 until 1964, Mississippi State hosted its baseball games at the original on-campus venue, Hardy Field, which was located several hundred yards to the south of the Bulldogs' home football venue, Davis Wade Stadium at Scott Field. The baseball field was closed following the 1964 season to make way for the construction of Dorman Hall and for the next two seasons the Diamond Dawgs played their home games at Redbird Park in Columbus, Mississippi, capturing SEC titles both seasons at their temporary home.

The tin-roofed grandstand and 2,000-seat bleachers from the original Dudy Noble Field were transported to the stadium's present site, which became playable for the 1967 campaign. Since that time, facility enhancements have followed at a steady pace to make the "Carnegie Hall of College Baseball" one of the finest all-around facilities on the road to Omaha. Among with numerous upgrades, the current site has seen two complete demolitions and reconstructions, the latest occurring during a three-year span (2017-19) and opening prior to the start of the 2019 campaign.

#### Leading the Attendance Boom

With a laundry list of legendary names on its all-time roster, it comes as no surprise that Mississippi State ranks among the nation's attendance leaders year in and year out. The Dudy Noble Field faithful have sold out the reserved seating allotment every season since 1987.

Along with routinely hosting some of the largest crowds in the SEC, ten of the last 12 three-day Super Bulldog Weekend series have drawn more than 25,000 fans.

MSU eclipsed the 200,000 mark in paid attendance at Dudy Noble Field for six-straight seasons between 2012-17, marking the first such occurrence in the program's history. In 2013, the Diamond Dawgs' five-millionth fan walked through the turnstiles at Dudy Noble Field. Since home attendance figures were charted starting in 1976, the "Carnegie Hall of College Baseball" has seen 7,283,977 fans rush through the gates.

In 22 of the last 23 seasons, Mississippi State has averaged 6,000 fans per game, including a record average of 10,259 during the 2022 campaign. Overall, State has eclipsed the 200,000-fan mark 14 times since 2002, with a school-record 373,784 viewing the 2019 home schedule.

Of the top 25 all-time college baseball on-campus attendances, Dudy Noble Field finds itself on the list 19 times, most notably owning the all-time on-campus attendance record of 15,586 on April 12, 2014. The Bulldogs own 15 of the top 16 marks in NCAA on-campus history and are the only NCAA baseball program to boast on-campus attendances of 14,000 or more. The five largest NCAA Super Regional crowds have all assembled in Starkville, Mississippi, as well.

From April 11-13, 2014, the Bulldog faithful flooded the gates at Dudy Noble Field to the tune of 39,181 fans for a three-game series versus Ole Miss. The nearly 40,000 fans on the weekend set an NCAA on-campus attendance record for a three-game series.

Dudy Noble Field has ushered in crowds of 10,000 or better 84 times, including 2007 NCAA Super Regional-record draws of 13,715 and 12,620 for nationally-televised, late-morning games against Clemson. In 2019, the first season of the "New Dude," the Diamond Dawgs garnered crowds of 10,000-plus a school-record 10 times.

Mississippi State has hosted 26 postseason events at the facility, including three NCAA District III Tournaments (1973-75), five SEC tournaments (1979, 81, 83, 88 & 95), 16 NCAA Regionals (1979, 84-85, 87-89, 90, 92, 97, 2000, 03, 13, 16, 19 & 21) and four NCAA Super Regionals (2007, 16, 19 & 21).

#### The Left Field Lounge

The aura of Mississippi State baseball at Dudy Noble Field is certainly not confined to the loyal legions in the impressive grandstand, pro-style luxury sky suites or luxurious Left Field Lofts.

In fact, some of the more highly-prized seats at Bulldog baseball games are found beyond the outfield fence in the Left Field Lounge™. Waiting lists greet those seeking to purchase one of the 96 outfield lounges in the iconic two-level outfield tailgate.

Once a colorful assortment of pickup trucks, motor homes, and trailers — most equipped with grills — lined the outfield fence, completing a circle of humanity at Dudy Noble Field. Now, the permanent lounge spaces are connected to the concourse, allowing everyone to stroll through and experience the iconic lounge culture.

What began in the late 1960s as a popular gathering spot for baseball-loving MSU supporters now forms college baseball's largest tailgate party.

#### The "New Dude"

The second demolition at the current site occurred following the 2017 season and the \$68 million facility opened its gates for the 2019 campaign. Architect Wier Boerner Allin, along with consultants Populous and famed stadium architect/State alum Janet Marie Smith designed the project, while construction manager ICM and general contractor JESCO Construction, Inc. oversaw the construction.

Covering 12 acres of land on the Mississippi State University campus, the 230,000 square foot facility carries on Dudy Noble Field's legacy as the "Carnegie Hall of College Baseball." Installation of the second largest scoreboard in college baseball, measuring 43 feet wide by 60 feet high, started the project in 2017. The board, which was the largest in college baseball upon installation, is larger than boards owned by three Major League Baseball teams. The addition of 96 permanent Left Field Lounge rigs encircling the outfield followed during the fall of 2018.

The concourse and lower-level grandstands were in place for the 2018 season, with the Diamond Suites, upper-deck reserved seating area and three unique club areas — Farm Bureau Triple Crown Club, Charlie and Dana Stephenson Omaha Club and The Rooftop Club — were completed prior to the 2019 campaign. The newest version of Dudy Noble Field also features increased restroom facilities and concession points of sale.

The player spaces also received an upgrade, expanding to cover 18,000 square feet underneath the facility. The fully-equipped Bruce and Julie Martin Locker Room includes an embedded equipment room, houses 40 wooden lockers and features an oversized, dimensional halo-lit '85 Script Mississippi State sign suspended overhead in the middle of the room.

The more spacious locker room includes an attached training room with whirlpool and fully-functional fueling station. The Mitch Moreland Hitting Tunnel, which is equipped with HitTrax, and Turner & Gloria Wingo Team Lounge are easily accessed from the home dugout, with the eye-popping player entrance and Hassell H. Franklin Omaha Room greeting players as they enter the facility. The Pat McMahon Pitching Lab is also housed under the stadium, featuring arm care and conditioning equipment, one oversized turfed mound with three pitching rubbers and state of the art video equipment.

### TOP-25 CROWDS

Rank	Attendance	Opponent	Date
1.	16,423	* Ole Miss	April 15, 2023
2.	15,586	Ole Miss	April 12, 2014
3.	15,078	Texas A&M	April 16, 2016
4.	14,991	Florida	April 22, 1989
5.	14,739	Ole Miss	April 14, 2023
6.	14,562	Auburn	April 20, 2013
7.	14,385	# Notre Dame	June 12, 2021
8.	14,378	LSU	April 16, 1988
9.	14,320	Arizona State	Feb. 25, 2023
10.	14,228	LSU	April 9, 2022
11.	14,077	Alabama	March 26, 2022
12.	13,971	# Notre Dame	June 13, 2021
13.	13,761	Arkansas	April 25, 1992
14.	13,715	^ Clemson	June 9, 2007
15.	13,691	Kentucky	April 8, 2017
16.	13,617	Georgia	April 16, 2006
17.	13,452	^ Arizona	June 11, 2016
18.	13,351	Long Beach State	Feb. 19, 2022
19.	13,338	Ole Miss	April 17, 2021
20.	13,224	Ole Miss	April 11, 2014
21.	13,132	^ Stanford	June 8, 2019
22.	13,123	Ole Miss	April 15, 2000
23.	13,004	Florida	April 18, 2015
24.	12,927	Vanderbilt	March 25, 2023
25.	12,913	^ Arizona	June 10, 2016

\* - NCAA on-campus attendance record

^ - NCAA Regional

# - NCAA Super Regional

**NOTE:** Mississippi State owns 102 crowds of 10,000-plus in the history of the program. The top 10 crowds in Dudy Noble Field history are also the top 10 on-campus crowds in NCAA history.



## 2023 SEASON STATISTICS

Record: 26-24 Home: 15-12 Away: 6-10 Neutral: 5-2 SEC: 8-19

Player	avg	gp-gs	ab	r	h	2b	3b	hr	rbi	tb	slg%	bb	hp	so	gdp	ob%	sf	sh	sb-att	po	a	e	fld%
10 Ledbetter, Colton	.312	50-50	186	51	58	11	1	12	52	107	.575	45	2	34	3	.447	2	0	17-18	105	1	4	.964
11 Clark, Kellum	.303	49-48	175	43	53	11	1	11	28	99	.566	25	2	45	4	.394	1	0	6-6	92	5	0	1.000
44 Hines, Hunter	.301	49-49	196	42	59	12	0	22	60	137	.699	18	3	62	2	.365	2	0	0-0	108	10	2	.983
42 Jordan, Dakota	.298	41-38	141	24	42	9	1	9	38	80	.567	22	1	41	2	.385	5	0	4-6	64	2	3	.957
20 Hancock, Luke	.297	49-49	158	36	47	13	0	5	35	75	.475	41	8	18	3	.453	5	0	0-0	363	28	2	.995
8 Larry, Amani	.288	50-49	163	56	47	14	0	5	27	76	.466	34	16	26	5	.449	3	4	19-21	77	81	6	.963
24 Alford, Slate	.236	42-37	144	26	34	2	0	8	28	60	.417	14	2	28	4	.309	2	0	0-0	17	45	12	.838
-----																							
38 Chance, Bryce	.327	34-27	98	23	32	4	0	2	21	42	.429	19	2	14	3	.438	2	1	5-5	26	0	0	1.000
3 Mershon, David	.292	27-22	72	15	21	2	0	0	3	23	.319	18	1	14	0	.440	0	4	11-12	26	33	8	.881
5 Downs, Aaron	.261	19-2	23	4	6	0	0	0	1	6	.261	5	0	9	1	.393	0	0	0-0	9	0	0	1.000
43 Forsythe, Lane	.255	37-36	106	20	27	6	0	2	14	39	.368	26	1	21	3	.406	0	3	4-5	50	64	14	.891
28 Hubbard, Bryce	.250	3-0	4	0	1	0	0	0	1	1	.250	0	0	1	0	.250	0	0	0-0	10	2	0	1.000
22 Highfill, Ross	.230	36-33	113	24	26	7	0	9	27	60	.531	10	3	36	4	.305	2	2	2-3	301	28	2	.994
7 Hujsak, Connor	.220	24-6	41	5	9	2	0	2	8	17	.415	2	1	10	1	.267	1	0	5-5	10	2	2	.857
13 Chester, Nate	.211	15-4	19	2	4	1	0	0	2	5	.263	2	2	4	0	.348	0	0	0-0	2	11	1	.929
27 Hoyle, Wil	.200	9-0	10	1	2	1	0	0	1	3	.300	1	0	3	0	.273	0	0	0-0	2	3	1	.833
33 Seibert, Von	.167	6-0	6	0	1	0	0	0	0	1	.167	2	0	3	0	.375	0	0	0-0	7	1	0	1.000
Totals	.283	50	1655	372	469	95	3	87	346	831	.502	284	44	369	35	.397	25	14	73-81	1278	364	62	.964
Opponents	.267	50	1685	381	450	72	7	81	339	779	.462	295	61	499	21	.392	17	21	61-74	1250	436	59	.966

LOB - Team (402), Opp (420). DPs turned - Team (27), Opp (41). CI - Team (0), Opp (2). IBB - Team (4), Hines 3, Clark 1, Opp (7). Picked off - Larry 1, Jordan 1, Clark 1.

### (All games Sorted by Earned run avg)

Player	era	w-l	app	gs	cg	sho	sv	ip	h	r	er	bb	so	2b	3b	hr	b/avg	wp	hp	bk	sfa	sha
25 Dohm, Nate	4.17	5-4	16	2	0	0/0	2	41.0	41	28	19	11	47	10	0	8	.258	5	5	0	4	1
15 Smith, Cade	5.21	1-2	9	8	0	0/0	0	38.0	32	22	22	24	40	3	0	9	.224	6	4	0	1	1
36 Gartman, Landon	7.25	2-3	11	11	0	0/0	0	49.2	51	44	40	25	47	7	0	12	.255	6	7	1	1	3
50 Cijntje, Jurrangelo	7.47	3-4	13	12	0	0/0	0	47.0	40	42	39	33	61	6	0	10	.231	5	12	0	2	3
21 Holcombe, Colby	7.71	2-2	17	2	0	0/0	0	32.2	29	33	28	35	44	3	1	7	.232	3	3	0	1	2
2 Hunt, KC	9.44	2-2	22	1	0	0/0	2	34.1	42	38	36	28	47	7	0	4	.296	4	2	0	0	0
-----																						
4 Nixon, Aaron	1.47	2-1	15	0	0	0/0	2	18.1	8	4	3	8	21	2	1	0	.133	0	7	0	0	3
30 Loftin, Bradley	3.08	2-1	7	5	0	0/0	0	26.1	13	12	9	28	43	1	0	2	.146	4	3	0	1	1
55 Tapper, Brock	5.23	2-1	14	0	0	0/0	0	20.2	30	16	12	12	20	3	1	3	.333	2	3	0	0	0
14 Gibbs, Will	5.40	0-0	6	0	0	0/0	0	5.0	3	3	3	8	10	1	0	0	.167	0	1	0	0	0
16 Cheatham, Cole	5.91	0-0	8	0	0	0/0	0	10.2	10	12	7	11	10	4	0	1	.238	4	0	0	0	1
12 Siary, Evan	7.43	1-2	13	3	0	0/0	1	26.2	35	27	22	12	26	7	2	8	.310	1	4	0	2	2
32 Stinnett, Parker	8.31	2-0	6	2	0	0/0	0	8.2	12	9	8	6	10	2	0	1	.364	0	2	0	1	1
45 Davis, Tyler	8.74	1-0	13	0	0	0/0	0	22.2	30	25	22	19	21	8	0	4	.309	2	2	0	1	1
39 Yntema, Graham	9.30	1-2	12	4	0	0/0	0	20.1	24	28	21	17	21	2	1	3	.289	2	5	1	0	1
6 Forsythe, Logan	11.37	0-0	7	0	0	0/0	0	6.1	11	9	8	8	10	1	0	1	.379	2	1	0	1	0
26 Hardin, Tyson	14.26	0-0	14	0	0	0/0	0	17.2	39	29	28	10	21	5	1	8	.438	4	0	0	2	1
Totals	6.89	26-24	50	50	0	0/0	7	426.0	450	381	326	295	499	72	7	81	.267	50	61	2	17	21
Opponents	7.34	24-26	50	50	2	0/0	6	416.2	469	372	340	284	369	95	3	87	.283	53	44	6	25	14

PB - Team (18), Highfill 16, Hancock 1, Hubbard 1, Opp (14). Pickoffs - Team (10), Yntema 4, Loftin 3, Cijntje 1, Smith 1, Stinnett 1, Opp (3). SBA/ATT - Hancock (33-36), Highfill (28-34), Hunt (11-13), Holcombe (9-12), Gartman (9-9), Yntema (5-8), Dohm (5-6), Cijntje (5-6), Hardin (3-4), Loftin (3-3), Smith (3-3), Gibbs (2-2), Tapper (1-2), Forsythe, Lo (1-2), Davis (1-1), Siary (1-1), Stinnett (1-1), Nixon (1-1).



## 2023 SOUTHEASTERN CONFERENCE STATISTICS

Record: 8-19 Home: 3-9 Away: 5-10 SEC: 8-19

Player	avg	gp-gs	ab	r	h	2b	3b	hr	rbi	tb	slg%	bb	hp	so	gdp	ob%	sf	sh	sb-att	po	a	e	fld%
11 Clark, Kellum	.344	27-27	96	20	33	7	1	6	16	60	.625	13	2	28	2	.429	1	0	3-3	57	2	0	1.000
42 Jordan, Dakota	.321	23-21	81	14	26	6	1	7	25	55	.679	8	1	25	1	.385	1	0	0-1	40	2	1	.977
44 Hines, Hunter	.283	27-27	106	22	30	5	0	13	29	74	.698	12	2	42	2	.367	0	0	0-0	35	2	0	1.000
10 Ledbetter, Colton	.257	27-27	105	23	27	4	0	6	16	49	.467	20	0	21	3	.376	0	0	4-4	58	1	4	.937
24 Alford, Slate	.253	23-21	79	14	20	0	0	6	15	38	.481	10	0	15	1	.337	0	0	0-0	11	25	6	.857
20 Hancock, Luke	.253	26-26	87	12	22	3	0	3	11	34	.391	14	2	10	3	.365	1	0	0-0	181	9	0	1.000
8 Larry, Amani	.242	27-26	91	22	22	8	0	2	6	36	.396	12	6	22	2	.367	0	3	4-5	42	40	4	.953
22 Highfill, Ross	.182	22-21	66	11	12	3	0	4	11	27	.409	8	0	21	4	.267	1	2	2-3	175	19	1	.995
-----																							
3 Mershon, David	.327	18-15	49	11	16	2	0	0	3	18	.367	15	1	10	0	.492	0	2	9-10	22	21	4	.915
38 Chance, Bryce	.219	14-8	32	3	7	2	0	0	3	9	.281	5	0	7	1	.316	1	1	0-0	6	0	0	1.000
7 Hujsak, Connor	.174	10-5	23	2	4	0	0	1	3	7	.304	0	1	6	0	.208	0	0	2-2	5	0	0	1.000
43 Forsythe, Lane	.171	15-14	41	4	7	2	0	1	4	12	.293	7	0	8	2	.292	0	1	0-0	20	27	8	.855
13 Chester, Nate	.077	7-4	13	0	1	1	0	0	1	2	.154	0	0	4	0	.077	0	0	0-0	2	10	1	.923
5 Downs, Aaron	.077	10-1	13	0	1	0	0	0	0	1	.077	1	0	7	1	.143	0	0	0-0	9	0	0	1.000
Totals	.259	27	882	158	228	43	2	49	143	422	.478	125	15	226	22	.358	5	9	24-28	669	177	30	.966
Opponents	.307	27	936	266	287	49	5	64	247	538	.575	166	38	241	12	.428	6	13	26-31	685	237	24	.975

LOB - Team (193), Opp (224). DPs turned - Team (17), Opp (25). IBB - Team (4), Hines 3, Clark 1, Opp (7). Picked off - Jordan 1.

### (SEC games only Sorted by Earned run avg)

Player	era	w-l	app	gs	cg	sho	sv	ip	h	r	er	bb	so	2b	3b	hr	b/avg	wp	hp	bk	sfa	sha
15 Smith, Cade	4.35	0-1	7	6	0	0/0	0	31.0	27	15	15	16	33	2	0	7	.227	6	2	0	0	0
50 Cijntje, Jurrangelo	10.69	0-4	9	9	0	0/0	0	32.0	35	40	38	25	41	6	0	10	.271	3	8	0	1	2
-----																						
4 Nixon, Aaron	2.31	2-1	10	0	0	0/0	1	11.2	7	4	3	7	11	2	1	0	.179	0	3	0	0	3
25 Dohm, Nate	6.66	2-3	9	2	0	0/0	0	24.1	33	24	18	7	29	6	0	8	.320	5	4	0	2	1
36 Gartman, Landon	8.80	1-3	7	7	0	0/0	0	29.2	35	33	29	15	22	4	0	9	.282	2	6	0	0	2
21 Holcombe, Colby	9.13	1-2	10	1	0	0/0	0	22.2	23	24	23	26	29	3	1	6	.258	3	3	0	1	2
2 Hunt, KC	9.38	2-2	14	0	0	0/0	1	24.0	33	27	25	19	31	7	0	4	.327	3	2	0	0	0
16 Cheatham, Cole	9.45	0-0	5	0	0	0/0	0	6.2	7	10	7	8	5	3	0	1	.269	3	0	0	0	1
12 Siary, Evan	11.42	0-1	5	1	0	0/0	0	8.2	15	12	11	5	6	4	2	5	.366	0	2	0	1	0
30 Loftin, Bradley	11.57	0-0	1	0	0	0/0	0	2.1	1	3	3	4	4	0	0	1	.125	1	1	0	0	0
55 Tapper, Brock	12.46	0-1	6	0	0	0/0	0	8.2	19	15	12	7	10	3	0	3	.432	1	3	0	0	0
45 Davis, Tyler	12.91	0-0	5	0	0	0/0	0	7.2	12	11	11	6	7	2	0	2	.353	1	0	0	0	0
6 Forsythe, Logan	20.25	0-0	3	0	0	0/0	0	2.2	7	6	6	6	2	0	0	1	.500	1	0	0	0	0
14 Gibbs, Will	27.00	0-0	2	0	0	0/0	0	1.0	0	3	3	3	1	0	0	0	.000	0	1	0	0	0
26 Hardin, Tyson	28.50	0-0	5	0	0	0/0	0	6.0	20	20	19	4	7	4	0	5	.541	3	0	0	1	1
39 Yntema, Graham	33.00	0-1	6	1	0	0/0	0	3.0	7	14	11	6	1	1	1	2	.438	1	3	0	0	1
32 Stinnett, Parker	45.00	0-0	2	0	0	0/0	0	1.0	6	5	5	2	2	2	0	0	.667	0	0	0	0	0
Totals	9.61	8-19	27	27	0	0/0	2	223.0	287	266	238	166	241	49	5	64	.307	33	38	0	6	13
Opponents	5.56	19-8	27	27	2	0/0	4	228.1	228	158	141	125	226	43	2	49	.259	24	15	5	5	9

PB - Team (6), Highfill 6, Opp (9). Pickoffs - Team (0), Opp (1). SBA/ATT - Highfill (16-20), Hancock (10-11), Holcombe (5-6), Gartman (5-5), Hunt (2-4), Cijntje (3-3), Forsythe, Lo (1-2), Yntema (2-2), Tapper (1-2), Gibbs (2-2), Loftin (1-1), Davis (1-1), Siary (1-1), Smith (1-1), Dohm (1-1).



## 2023 GAME-BY-GAME (HITTING)

Date	Opponent	ab	r	h	rbi	2b	3b	hr	tb	bb	ibb	sb	cs	hbp	sac	sf	gdp	k	po	a	e	lob	avg
Feb 17	VMI	38	11	16	11	4	0	1	23	10	0	5	0	0	0	2	0	2	27	10	3	15	.421
Feb 18	VMI	43	13	17	13	6	0	2	29	6	0	1	0	0	0	0	2	2	27	7	3	9	.407
Feb 19	VMI	35	9	10	8	2	0	3	21	5	0	4	0	0	0	1	0	5	27	10	1	8	.371
Feb 21	ULM	32	5	6	5	0	0	2	12	5	0	0	0	2	0	0	1	6	27	10	3	7	.331
Feb 22	ULM	33	14	12	14	3	0	3	24	10	0	0	0	3	0	1	1	5	27	5	2	10	.337
Feb 24	ARIZONA STATE	33	4	7	4	2	0	0	9	7	0	0	0	2	0	0	3	10	27	5	1	11	.318
Feb 25	ARIZONA STATE	29	5	6	5	0	0	0	6	5	0	3	0	0	0	0	0	7	27	11	0	5	.305
Feb 26	ARIZONA STATE	34	16	15	15	1	0	3	25	5	0	2	0	2	1	3	0	9	27	7	0	5	.321
Feb 28	vs Southern Miss	28	10	7	9	1	1	1	13	8	0	0	1	5	0	2	1	7	27	7	3	9	.315
Mar 3	vs Ohio State	30	3	3	2	1	0	0	4	12	0	2	0	4	0	0	0	12	27	8	4	16	.296
Mar 4	vs Oklahoma	37	9	10	9	1	0	2	17	8	0	2	0	0	0	1	0	7	27	15	1	10	.293
Mar 5	vs California	37	8	10	7	4	0	2	20	4	0	2	0	2	0	1	1	3	27	6	2	9	.291
Mar 7	VALPARAISO	29	12	15	11	2	0	2	23	12	0	1	1	1	0	2	1	4	21	8	0	13	.306
Mar 10	LIPSCOMB	32	8	9	8	3	0	1	15	4	0	0	0	2	1	1	0	8	27	7	0	8	.304
Mar 11	LIPSCOMB	31	4	7	4	0	0	2	13	3	0	4	0	0	0	0	0	9	27	6	0	6	.299
Mar 11	LIPSCOMB	32	12	11	12	2	0	4	25	8	0	1	0	1	2	1	0	10	27	2	3	9	.302
Mar 14	vs Nicholls	34	12	12	11	2	0	3	23	11	0	6	0	1	0	1	1	7	27	11	1	11	.305
Mar 15	vs Louisiana	28	4	8	4	4	0	0	12	4	0	0	1	0	1	1	1	3	27	6	0	6	.304
*Mar 17	at Kentucky	40	5	8	5	0	0	1	11	7	0	0	0	0	1	0	0	13	29	7	0	13	.298
*Mar 18	at Kentucky	31	3	5	3	1	0	2	12	3	0	0	0	0	1	0	1	5	24	2	1	5	.291
*Mar 19	at Kentucky	26	3	7	2	0	1	1	12	8	2	0	0	0	1	0	1	4	18	10	1	11	.290
Mar 21	ARKANSAS STATE	38	16	18	15	3	0	1	24	5	0	1	0	2	0	3	1	3	27	7	1	8	.300
*Mar 24	VANDERBILT	25	3	6	3	1	0	0	7	4	0	0	1	0	0	0	1	8	21	4	1	5	.298
*Mar 25	VANDERBILT	34	5	11	4	2	0	1	16	2	0	1	0	0	1	0	3	6	27	5	2	5	.299
*Mar 26	VANDERBILT	34	7	9	7	2	0	3	20	4	0	1	0	1	0	0	1	4	27	11	2	5	.298
Mar 28	SAMFORD	34	9	10	7	3	0	0	13	9	0	7	0	0	0	0	0	7	27	12	2	10	.298
*Mar 30	SOUTH CAROLINA	35	4	12	3	2	0	1	17	2	1	2	1	1	1	0	1	7	27	4	2	8	.299
*Mar 31	SOUTH CAROLINA	35	13	18	12	3	0	4	33	5	0	0	1	1	1	1	0	5	21	4	0	12	.307
*Apr 01	SOUTH CAROLINA	36	5	10	4	3	0	1	16	1	0	0	0	0	0	0	2	7	27	8	2	5	.306
Apr 04	GRAMBLING	36	21	17	20	3	0	3	29	11	0	4	0	0	0	0	0	0	21	6	1	8	.312
*Apr 6	at Alabama	40	12	14	12	3	0	4	29	7	0	0	0	0	0	1	0	7	27	6	1	9	.314
*Apr 7	at Alabama	23	1	3	1	2	0	0	5	4	0	0	0	2	0	0	0	7	19	4	1	7	.310
*Apr 8	at Alabama	35	8	9	6	2	0	3	20	7	0	0	0	0	0	0	1	11	27	11	2	7	.308
Apr 11	at UAB	37	7	10	7	2	0	3	21	5	0	2	1	1	0	0	0	7	27	10	1	9	.307
*Apr 14	OLE MISS	29	2	3	2	1	0	2	10	1	0	0	0	1	0	0	1	7	27	7	1	2	.302
*Apr 15	OLE MISS	32	8	9	8	2	0	3	20	5	0	0	0	1	1	1	0	9	27	12	3	7	.301
*Apr 16	OLE MISS	28	5	6	5	0	0	2	12	7	0	2	0	0	0	0	2	5	27	6	0	6	.299
*Apr 21	at Auburn	28	1	4	1	1	0	0	5	7	0	0	0	0	1	0	2	14	24	8	1	8	.296
*Apr 22	at Auburn	34	11	10	11	0	0	4	22	7	0	1	0	2	0	1	1	9	27	4	0	6	.296
*Apr 23	at Auburn	40	11	13	7	5	0	1	21	6	0	1	0	0	1	0	0	5	25	5	1	9	.297
Apr 25	vs Ole Miss	33	2	5	2	3	0	0	8	2	0	2	0	1	0	0	0	10	27	11	0	7	.293
*Apr 27	at Tennessee	38	7	10	7	2	0	3	21	3	0	3	0	1	0	0	0	9	24	3	1	8	.292
*Apr 28	at Tennessee	36	8	10	7	2	0	3	21	5	1	4	0	0	0	1	0	12	24	9	2	7	.292
*Apr 29	at Tennessee	23	2	3	2	0	1	1	8	1	0	0	0	0	0	0	2	7	18	5	0	1	.289
*May 05	ARKANSAS	28	2	2	1	0	0	0	2	8	0	1	1	2	0	0	0	13	27	7	0	9	.285
*May 06	ARKANSAS	27	2	7	2	1	0	1	11	2	0	1	0	0	0	0	1	5	21	5	2	6	.285
*May 07	ARKANSAS	33	6	6	5	1	0	2	13	5	0	3	0	1	0	0	1	5	27	10	1	6	.283
*May 12	at LSU	24	1	3	1	0	0	1	6	1	0	0	0	0	0	0	0	13	20	4	1	3	.280
*May 13	at LSU	42	9	14	9	3	0	3	26	3	0	1	0	0	0	0	0	15	27	6	1	9	.282
*May 14	at LSU	46	14	16	13	4	0	2	26	10	0	3	0	2	0	0	1	14	30	10	1	14	.283
Totals		1655	372	469	346	95	3	87	831	284	4	73	8	44	14	25	35	369	1278	364	62	402	.283

## 2023 GAME-BY-GAME (PITCHING)

Date	Opponent	ip	h	r	er	bb	so	2b	3b	hr	wp	bk	hbp	dp	ibb	score	w-l	sv	era
Feb 17	VMI	9.0	8	2	1	4	11	2	0	0	1	1	1	2	0	11-2	1-0	0	1.00
Feb 18	VMI	9.0	7	14	11	12	12	1	0	1	1	0	1	0	0	13-14	1-1	0	6.00
Feb 19	VMI	9.0	9	3	3	3	13	2	0	0	2	1	0	0	0	9-3	2-1	0	5.00
Feb 21	ULM	9.0	12	11	8	5	14	2	0	2	1	0	2	0	0	5-11	2-2	0	5.75
Feb 22	ULM	9.0	6	3	2	5	15	0	0	0	0	0	2	0	0	14-3	3-2	0	5.00
Feb 24	ARIZONA STATE	9.0	12	13	13	12	11	0	1	2	1	0	1	0	0	4-13	3-3	0	6.33
Feb 25	ARIZONA STATE	9.0	5	1	1	2	10	0	0	0	1	0	2	0	0	5-1	4-3	1	5.57
Feb 26	ARIZONA STATE	9.0	8	3	3	5	12	0	0	2	0	0	0	0	0	16-3	5-3	1	5.25
Feb 28	vs Southern Miss	9.0	5	9	6	11	12	4	0	0	0	0	1	1	0	10-9	6-3	1	5.33
Mar 3	vs Ohio State	9.0	5	8	4	8	15	2	0	0	2	0	1	2	0	3-8	6-4	1	5.20
Mar 4	vs Oklahoma	9.0	18	15	13	7	7	3	1	2	1	0	1	0	0	9-15	6-5	1	5.91
Mar 5	vs California	9.0	4	4	4	5	10	1	0	2	2	0	2	0	0	8-4	7-5	1	5.75
Mar 7	VALPARAISO	7.0	2	2	2	5	13	0	0	0	2	0	0	0	0	12-2	8-5	1	5.56
Mar 10	LIPSCOMB	9.0	4	2	1	5	11	0	0	0	1	0	3	2	0	8-2	9-5	2	5.23
Mar 11	LIPSCOMB	9.0	5	3	3	3	9	1	0	0	0	0	0	0	0	4-3	10-5	2	5.08
Mar 11	LIPSCOMB	9.0	6	4	1	8	9	2	0	0	0	0	0	0	0	12-4	11-5	2	4.82
Mar 14	vs Nicholls	9.0	10	4	3	6	9	0	0	2	0	0	0	0	0	12-4	12-5	2	4.71
Mar 15	vs Louisiana	9.0	10	2	2	3	12	1	0	0	0	0	0	0	0	4-2	13-5	3	4.56
*Mar 17	at Kentucky	9.2	5	6	6	7	15	1	0	0	3	0	2	0	0	5-6	13-6	3	4.61
*Mar 18	at Kentucky	8.0	10	12	10	8	12	2	0	2	0	0	2	0	0	3-12	13-7	3	4.91
*Mar 19	at Kentucky	6.0	14	17	16	7	3	3	2	3	3	0	2	0	0	3-17	13-8	3	5.54
Mar 21	ARKANSAS STATE	9.0	5	2	0	4	14	2	0	0	1	0	3	1	0	16-2	14-8	3	5.28
*Mar 24	VANDERBILT	7.0	20	26	22	10	8	3	0	5	2	0	3	0	0	3-26	14-9	3	6.09
*Mar 25	VANDERBILT	9.0	16	18	17	7	5	2	0	4	0	0	1	0	1	5-18	14-10	3	6.56
*Mar 26	VANDERBILT	9.0	10	11	10	6	6	2	0	3	2	0	1	1	1	7-11	14-11	3	6.70
Mar 28	SAMFORD	9.0	6	4	2	3	9	0	0	1	0	0	2	0	0	9-4	15-11	4	6.51
*Mar 30	SOUTH CAROLINA	9.0	9	6	6	8	17	3	0	2	2	0	2	0	0	4-6	15-12	4	6.49
*Mar 31	SOUTH CAROLINA	7.0	5	3	3	1	6	1	0	1	1	0	1	1	0	13-3	16-12	4	6.42
*Apr 01	SOUTH CAROLINA	9.0	17	14	12	6	16	3	0	3	0	0	3	1	0	5-14	16-13	4	6.62
Apr 04	GRAMBLING	7.0	6	2	2	4	13	0	0	2	0	0	0	0	0	21-2	17-13	4	6.51
*Apr 6	at Alabama	9.0	8	8	7	6	12	1	0	2	0	0	3	2	0	12-8	18-13	5	6.52
*Apr 7	at Alabama	6.1	8	11	11	12	8	0	0	3	3	0	1	0	0	1-11	18-14	5	6.73
*Apr 8	at Alabama	9.0	9	4	2	3	7	1	0	1	1	0	0	1	0	8-4	19-14	5	6.58
Apr 11	at UAB	9.0	6	3	2	4	7	0	0	1	0	0	0	1	0	7-3	20-14	5	6.44
*Apr 14	OLE MISS	9.0	12	3	3	2	10	2	0	2	1	0	0	0	0	2-3	20-15	5	6.34
*Apr 15	OLE MISS	9.0	12	7	5	2	6	3	1	1	1	0	1	1	1	8-7	21-15	5	6.30
*Apr 16	OLE MISS	9.0	6	3	3	6	9	2	0	0	1	0	0	1	0	5-3	22-15	5	6.21
*Apr 21	at Auburn	8.0	4	2	1	4	9	0	0	1	1	0	1	0	0	1-2	22-16	5	6.08
*Apr 22	at Auburn	9.0	12	10	10	5	13	1	1	2	0	0	0	0	0	11-10	23-16	6	6.19
*Apr 23	at Auburn	8.1	13	12	12	4	12	2	0	4	1	0	4	0	0	11-12	23-17	6	6.35
Apr 25	vs Ole Miss	9.0	4	1	1	5	10	0	0	0	1	0	1	1	0	2-1	24-17	7	6.22
*Apr 27	at Tennessee	8.0	11	8	7	7	8	2	0	1	4	0	0	0	0	7-8	24-18	7	6.25
*Apr 28	at Tennessee	8.0	12	12	12	6	6	2	0	4	0	0	2	1	0	8-12	24-19	7	6.41
*Apr 29	at Tennessee	6.0	13	13	13	9	9	3	0	4	0	0	0	0	1	2-13	24-20	7	6.62
*May 05	ARKANSAS	9.0	7	6	6	4	10	1	0	2	1	0	0	0	0	2-6	24-21	7	6.60
*May 06	ARKANSAS	7.0	11	14	12	8	4	2	0	3	0	0	1	1	0	2-14	24-22	7	6.76
*May 07	ARKANSAS	9.0	9	11	6	6	10	2	0	3	1	0	3	2	0	6-11	24-23	7	6.74
*May 12	at LSU	6.2	14	12	12	4	6	1	1	4	1	0	2	1	0	1-12	24-24	7	6.90
*May 13	at LSU	9.0	7	4	4	7	9	2	0	1	2	0	2	1	0	9-4	25-24	7	6.84
*May 14	at LSU	10.0	13	13	10	11	5	2	0	3	2	0	1	3	3	14-13	26-24	7	6.89
Totals		426.0	450	381	326	295	499	72	7	81	50	2	61	27	7	372-381	26-24	7	6.89





## 2023 GAME-BY-GAME STARTERS (BATTING ORDER)

DATE	OPPONENT	1	2	3	4	5	6	7	8	9	SP
2/17	VMI	Larry	Ledbetter	Jordan	Hines	Alford	Clark	Hancock	Chance	La. Forsythe	Smith
2/18	VMI	Larry	Ledbetter	Jordan	Hines	Alford	Clark	Hancock	Chance	La. Forsythe	Hunt
2/19	VMI	Larry	Ledbetter	Jordan	Hancock	Alford	Clark	Chance	Highfill	La. Forsythe	Gartman
2/21	ULM	Larry	Ledbetter	Jordan	Hines	Alford	Clark	Hancock	Chance	La. Forsythe	Loftin
2/22	ULM	Larry	Ledbetter	Jordan	Hancock	Alford	Hines	Chance	Highfill	La. Forsythe	Cijntje
2/24	Arizona State	Larry	Ledbetter	Chance	Hancock	Alford	Hines	Jordan	Highfill	La. Forsythe	Smith
2/25	Arizona State	Larry	Ledbetter	Jordan	Hancock	Alford	Hines	Clark	Chance	La. Forsythe	Yntema
2/26	Arizona State	Larry	Ledbetter	Jordan	Hancock	Alford	Hines	Clark	Chance	La. Forsythe	Gartman
2/28	vs. Southern Miss. (1)	Larry	Ledbetter	Jordan	Hancock	Alford	Hines	Clark	Highfill	La. Forsythe	Loftin
3/3	vs. Ohio State (3)	Larry	Ledbetter	Jordan	Hancock	Alford	Hines	Clark	Chance	La. Forsythe	Cijntje
3/4	vs. Oklahoma (3)	Larry	Ledbetter	Chance	Hancock	Alford	Hines	Highfill	Clark	La. Forsythe	Yntema
3/5	vs. California (3)	Larry	Ledbetter	Chance	Hancock	Alford	Hines	Highfill	Clark	La. Forsythe	Gartman
3/7	Valpariso	Larry	Ledbetter	Chance	Hancock	Jordan	Hines	Clark	La. Forsythe	Mershon	Loftin
3/10	Lipscomb	Larry	Ledbetter	Chance	Hancock	Highfill	Hines	Clark	La. Forsythe	Mershon	Cijntje
3/11	Lipscomb	Larry	Ledbetter	Chance	Hancock	Hines	Jordan	Clark	La. Forsythe	Mershon	Gartman
3/11	Lipscomb	Larry	Ledbetter	Chance	Hancock	Hines	Highfill	Clark	La. Forsythe	Mershon	Yntema
3/14	vs. Nicholls State (2)	Larry	Ledbetter	Chance	Hancock	Highfill	Hines	Clark	La. Forsythe	Mershon	Loftin
3/15	vs. Louisiana (2)	Larry	Ledbetter	Chance	Hancock	Highfill	Hines	Clark	Alford	La. Forsythe	Holcombe
3/17	at Kentucky*	Larry	Ledbetter	Chance	Hancock	Highfill	Hines	Clark	Alford	La. Forsythe	Cijntje
3/18	at Kentucky*	Larry	Ledbetter	Chance	Hancock	Hines	Hujsak	Clark	Alford	La. Forsythe	Gartman
3/19	at Kentucky*	Larry	Ledbetter	Chance	Hines	Hujsak	Clark	Highfill	Alford	La. Forsythe	Yntema
3/21	Arkansas State	Larry	Ledbetter	Hines	Downs	Clark	Jordan	Hancock	La. Forsythe	Mershon	Loftin
3/24	Vanderbilt*	Larry	Ledbetter	Hines	Chance	Clark	Highfill	Hancock	La. Forsythe	Mershon	Cijntje
3/25	Vanderbilt*	Larry	Ledbetter	Hines	Chance	Clark	Highfill	Hancock	La. Forsythe	Chester	Gartman
3/26	Vanderbilt*	Ledbetter	Larry	Hines	Chance	Clark	Highfill	Hancock	La. Forsythe	Hujsak	Dohm
3/28	Samford	Larry	Ledbetter	Hines	Chance	Hancock	Clark	Hujsak	Jordan	La. Forsythe	Siary
3/30	South Carolina*	Larry	Ledbetter	Hines	Hujsak	Hancock	Jordan	Clark	Alford	La. Forsythe	Cijntje
3/31	South Carolina*	Clark	Larry	Ledbetter	Hines	Jordan	Hancock	Highfill	Alford	La. Forsythe	Gartman
4/1	South Carolina*	Clark	Larry	Ledbetter	Hines	Jordan	Hancock	Alford	La. Forsythe	Highfill	Dohm
4/4	Grambling	Clark	Larry	Ledbetter	Hines	Jordan	Hancock	Alford	La. Forsythe	Highfill	Stinnett
4/6	at Alabama*	Larry	Ledbetter	Hines	Jordan	Hancock	Alford	Clark	La. Forsythe	Highfill	Smith
4/7	at Alabama*	Larry	Ledbetter	Hines	Jordan	Hancock	Alford	Clark	La. Forsythe	Highfill	Cijntje
4/8	at Alabama*	Larry	Ledbetter	Hines	Jordan	Hancock	Alford	Clark	La. Forsythe	Highfill	Gartman
4/11	at UAB	Larry	Ledbetter	Hines	Jordan	Hancock	Alford	Clark	Chance	La. Forsythe	Stinnett
4/14	Ole Miss*	Larry	Ledbetter	Hines	Jordan	Hancock	Alford	Clark	Highfill	La. Forsythe	Smith
4/15	Ole Miss*	Mershon	Ledbetter	Hines	Jordan	Hancock	Alford	Clark	Highfill	La. Forsythe	Gartman
4/16	Ole Miss*	Mershon	Ledbetter	Hines	Jordan	Hancock	Alford	Clark	Larry	Highfill	Cijntje
4/21	at Auburn*	Mershon	Ledbetter	Hines	Jordan	Hancock	Alford	Clark	Larry	Highfill	Smith
4/22	at Auburn*	Mershon	Ledbetter	Hines	Jordan	Clark	Alford	Hancock	Larry	Highfill	Holcombe
4/23	at Auburn*	Mershon	Ledbetter	Hines	Jordan	Clark	Alford	Hancock	Larry	Highfill	Cijntje
4/25	vs. Ole Miss (1)	Mershon	Ledbetter	Hines	Jordan	Clark	Alford	Hancock	Larry	Highfill	Siary
4/27	at Tennessee*	Mershon	Ledbetter	Hines	Jordan	Clark	Alford	Hancock	Larry	Highfill	Smith
4/28	at Tennessee*	Mershon	Ledbetter	Hines	Jordan	Clark	Chance	Hancock	Larry	Chester	Gartman
4/29	at Tennessee*	Mershon	Ledbetter	Hines	Jordan	Clark	Hujsak	Hancock	Larry	Chester	Cijntje
5/5	Arkansas*	Mershon	Ledbetter	Hines	Jordan	Clark	Alford	Hancock	Larry	Highfill	Smith
5/6	Arkansas*	Mershon	Ledbetter	Hines	Jordan	Clark	Chance	Hancock	Alford	Larry	Gartman
5/7	Arkansas*	Mershon	Ledbetter	Hines	Jordan	Clark	Larry	Hancock	Chester	Highfill	Cijntje
5/12	at LSU*	Larry	Ledbetter	Hines	Jordan	Clark	Alford	Hancock	Mershon	Highfill	Siary
5/13	at LSU*	Larry	Ledbetter	Hines	Jordan	Clark	Downs	Hancock	Alford	Mershon	Smith
5/14	at LSU*	Mershon	Ledbetter	Hines	Jordan	Clark	Alford	Hancock	Larry	Highfill	Cijntje
5/16	North Alabama										
5/18	Texas A&M*										
5/19	Texas A&M*										
5/20	Texas A&M*										

\* - Southeastern Conference game | (1) - Trustmark Park; Pearl, Miss. | (2) - MGM Park; Biloxi, Miss. | (3) - Riders Field; Frisco, Texas

## 2023 GAME-BY-GAME STARTERS (POSITION)

DATE	OPPONENT	C	1B	2B	3B	SS	LF	CF	RF	DH	SP
2/17	VMI	Hancock	Hines	Larry	Alford	La. Forsythe	Ledbetter	Jordan	Clark	Chance	Smith
2/18	VMI	Hancock	Hines	Larry	Alford	La. Forsythe	Ledbetter	Jordan	Clark	Chance	Hunt
2/19	VMI	Highfill	Hancock	Larry	Alford	La. Forsythe	Ledbetter	Jordan	Clark	Chance	Gartman
2/21	ULM	Hancock	Hines	Larry	Alford	La. Forsythe	Ledbetter	Jordan	Clark	Chance	Loftin
2/22	ULM	Highfill	Hancock	Larry	Alford	La. Forsythe	Jordan	Ledbetter	Chance	Hines	Cijntje
2/24	Arizona State	Highfill	Hancock	Larry	Alford	La. Forsythe	Jordan	Ledbetter	Chance	Hines	Smith
2/25	Arizona State	Hancock	Hines	Larry	Alford	La. Forsythe	Jordan	Ledbetter	Clark	Chance	Yntema
2/26	Arizona State	Hancock	Hines	Larry	Alford	La. Forsythe	Jordan	Ledbetter	Clark	Chance	Gartman
2/28	vs. Southern Miss. (1)	Highfill	Hancock	Larry	Alford	La. Forsythe	Jordan	Ledbetter	Clark	Hines	Loftin
3/3	vs. Ohio State (3)	Hancock	Hines	Larry	Alford	La. Forsythe	Jordan	Ledbetter	Clark	Chance	Cijntje
3/4	vs. Oklahoma (3)	Highfill	Hancock	Larry	Alford	La. Forsythe	Chance	Ledbetter	Clark	Hines	Yntema
3/5	vs. California (3)	Highfill	Hancock	Larry	Alford	La. Forsythe	Chance	Ledbetter	Clark	Hines	Gartman
3/7	Valpariso	Hancock	Hines	Larry	Mershon	La. Forsythe	Chance	Ledbetter	Clark	Jordan	Loftin
3/10	Lipscomb	Highfill	Hancock	Larry	Mershon	La. Forsythe	Chance	Ledbetter	Clark	Hines	Cijntje
3/11	Lipscomb	Hancock	Hines	Larry	Mershon	La. Forsythe	Chance	Ledbetter	Clark	Jordan	Gartman
3/12	Lipscomb	Highfill	Hancock	Larry	Mershon	La. Forsythe	Chance	Ledbetter	Clark	Hines	Yntema
3/14	vs. Nicholls State (2)	Highfill	Hines	Larry	Mershon	La. Forsythe	Chance	Ledbetter	Clark	Hancock	Loftin
3/15	vs. Louisiana (2)	Highfill	Hancock	Larry	Alford	La. Forsythe	Chance	Ledbetter	Clark	Hines	Holcombe
3/17	at Kentucky*	Highfill	Hancock	Larry	Alford	La. Forsythe	Chance	Ledbetter	Clark	Hines	Cijntje
3/18	at Kentucky*	Hancock	Hines	Larry	Alford	La. Forsythe	Chance	Ledbetter	Clark	Hujsak	Gartman
3/19	at Kentucky*	Highfill	Hines	Larry	Alford	La. Forsythe	Chance	Ledbetter	Clark	Hujsak	Yntema
3/21	Arkansas State	Hancock	Hines	Larry	Mershon	La. Forsythe	Jordan	Ledbetter	Clark	Downs	Loftin
3/24	Vanderbilt*	Highfill	Hancock	Larry	Mershon	La. Forsythe	Chance	Ledbetter	Clark	Hines	Cijntje
3/25	Vanderbilt*	Highfill	Hancock	Larry	Chester	La. Forsythe	Chance	Ledbetter	Clark	Hines	Gartman
3/26	Vanderbilt*	Highfill	Hancock	Larry	Hujsak	La. Forsythe	Chance	Ledbetter	Clark	Hines	Dohm
3/28	Samford	Hancock	Hines	Larry	Hujsak	La. Forsythe	Chance	Ledbetter	Clark	Jordan	Siary
3/30	South Carolina*	Hancock	Hines	Larry	Alford	La. Forsythe	Jordan	Hujsak	Clark	Ledbetter	Cijntje
3/31	South Carolina*	Highfill	Hancock	Larry	Alford	La. Forsythe	Jordan	Ledbetter	Clark	Hines	Gartman
4/1	South Carolina*	Highfill	Hancock	Larry	Alford	La. Forsythe	Jordan	Ledbetter	Clark	Hines	Dohm
4/4	Grambling	Highfill	Hancock	Larry	Alford	La. Forsythe	Jordan	Ledbetter	Clark	Hines	Stinnett
4/6	at Alabama*	Highfill	Hancock	Larry	Alford	La. Forsythe	Jordan	Ledbetter	Clark	Hines	Smith
4/7	at Alabama*	Highfill	Hancock	Larry	Alford	La. Forsythe	Jordan	Ledbetter	Clark	Hines	Cijntje
4/8	at Alabama*	Highfill	Hancock	Larry	Alford	La. Forsythe	Jordan	Ledbetter	Clark	Hines	Gartman
4/11	at UAB	Hancock	Hines	Larry	Alford	La. Forsythe	Jordan	Ledbetter	Clark	Chance	Stinnett
4/14	Ole Miss*	Highfill	Hancock	Larry	Alford	La. Forsythe	Jordan	Ledbetter	Clark	Hines	Smith
4/15	Ole Miss*	Highfill	Hancock	Mershon	Alford	La. Forsythe	Jordan	Ledbetter	Clark	Hines	Gartman
4/16	Ole Miss*	Highfill	Hancock	Larry	Alford	Mershon	Jordan	Ledbetter	Clark	Hines	Cijntje
4/21	at Auburn*	Highfill	Hancock	Larry	Alford	Mershon	Jordan	Ledbetter	Clark	Hines	Smith
4/22	at Auburn*	Highfill	Hancock	Larry	Alford	Mershon	Jordan	Ledbetter	Clark	Hines	Holcombe
4/23	at Auburn*	Highfill	Hancock	Larry	Alford	Mershon	Jordan	Ledbetter	Clark	Hines	Cijntje
4/25	vs. Ole Miss (1)	Highfill	Hancock	Larry	Alford	Mershon	Jordan	Ledbetter	Clark	Hines	Siary
4/27	at Tennessee*	Highfill	Hancock	Larry	Alford	Mershon	Jordan	Ledbetter	Clark	Hines	Smith
4/28	at Tennessee*	Hancock	Hines	Larry	Chester	Mershon	Jordan	Ledbetter	Clark	Chance	Gartman
4/29	at Tennessee*	Hancock	Hines	Larry	Chester	Mershon	Jordan	Ledbetter	Clark	Hujsak	Cijntje
5/5	Arkansas*	Highfill	Hancock	Larry	Alford	Mershon	Jordan	Ledbetter	Clark	Hines	Smith
5/6	Arkansas*	Hancock	Hines	Larry	Alford	Mershon	Jordan	Ledbetter	Clark	Chance	Gartman
5/7	Arkansas*	Highfill	Hancock	Larry	Chester	Mershon	Jordan	Ledbetter	Clark	Hines	Cijntje
5/12	at LSU*	Highfill	Hancock	Larry	Alford	Mershon	Jordan	Ledbetter	Clark	Hines	Siary
5/13	at LSU*	Hancock	Hines	Larry	Alford	Mershon	Jordan	Ledbetter	Clark	Downs	Smith
5/14	at LSU*	Highfill	Hancock	Larry	Alford	Mershon	Jordan	Ledbetter	Clark	Hines	Cijntje
5/16	North Alabama										
5/18	Texas A&M*										
5/19	Texas A&M*										
5/20	Texas A&M*										

\* - Southeastern Conference game | (1) - Trustmark Park; Pearl, Miss. | (2) - MGM Park; Biloxi, Miss. | (3) - Riders Field; Frisco, Texas




## 2023 TV/MEDIA ROSTER



**2 | KC Hunt**  
RHP | L/R | Sr./Jr.  
Wyckoff, N.J.



**3 | David Mershon**  
IF | S/R | Fr./Fr.  
Taylors, S.C.



**4 | Aaron Nixon**  
RHP | R/R | Jr./Jr.  
McAllen, Texas



**5 | Aaron Downs**  
IF/OF | R/R | So./So.  
Pella, Iowa



**6 | Logan Forsythe**  
RHP | R/R | Fr./Fr.  
D'Iberville, Miss.




**7 | Connor Hujsak**  
IF/OF | R/R | Jr./Jr.  
Richland, Miss.



**8 | Amani Larry**  
IF | R/R | Jr./Jr.  
Bossier City, La.



**9 | Pico Kohn**  
LHP | L/L | So./So.  
Verben, Ala.



**10 | Colton Ledbetter**  
OF | L/R | Jr./Jr.  
Hoover, Ala.



**11 | Kellum Clark**  
OF | L/R | Jr./Jr.  
Brandon, Miss.



**12 | Evan Siary**  
RHP | R/R | Fr./Fr.  
Columbus, Miss.



**13 | Nate Chester**  
IF | R/R | So./So.  
Kansas City, Mo.



**14 | Will Gibbs**  
RHP | R/R | Fr./Fr.  
Flowood, Miss.



**15 | Cade Smith**  
RHP | L/R | Jr./Jr.  
Southaven, Miss.



**16 | Cole Cheatham**  
LHP | L/L | So./So.  
Ardmore, Ala.



**17 | Stone Simmons**  
RHP | R/R | Sr./Jr.  
Houston, Texas



**19 | Max Miller**  
LHP | L/L | Fr./Fr.  
Vance, Miss.




**20 | Luke Hancock**  
C/IF | L/R | Gr./Sr.  
Houston, Miss.



**21 | Colby Holcombe**  
RHP | R/R | So./So.  
Florence, Ala.



**22 | Ross Highfill**  
C | R/R | Fr./Fr.  
Madison, Miss.



**24 | Slate Alford**  
IF | R/R | So./So.  
Madison, Ala.



**25 | Nate Dohm**  
RHP | R/R | So./So.  
Zionsville, Ind.



**26 | Tyson Hardin**  
RHP | R/R | So./So.  
Dover, Fla.



**27 | Wil Hoyle**  
IF | S/R | Gr./Sr.  
Durham, N.C.



**28 | Bryce Hubbard**  
C | L/R | Fr./Fr.  
Norcross, Ga.



**29 | Nate Williams**  
RHP | R/R | So./So.  
Acworth, Ga.



**30 | Bradley Loftin**  
LHP | L/L | Fr./Fr.  
Southaven, Miss.



**32 | Parker Stinnett**  
RHP | R/R | Sr./Jr.  
Oxford, Miss.



**33 | Von Seibert**  
IF/OF | L/L | Sr./Jr.  
Daphne, Ala.



**36 | Landon Gartman**  
RHP | R/R | Sr./Jr.  
Bogue Chitto, Miss.



**37 | Hollis Porter**  
IF/OF | L/L | Fr./Fr.  
Hurley, Miss.



**38 | Bryce Chance**  
OF | R/R | So./Fr.  
Ridgeland, Miss.



**39 | Graham Yntema**  
LHP | L/L | So./So.  
Lilburn, Ga.



**40 | Ryan Williams**  
C | S/R | Fr./Fr.  
Cypress, Texas



**42 | Dakota Jordan**  
OF | R/R | Fr./Fr.  
Canton, Miss.



**43 | Lane Forsythe**  
IF | R/R | Jr./Jr.  
Humboldt, Tenn.



**44 | Hunter Hines**  
IF/OF | L/R | So./So.  
Madison, Miss.



**45 | Tyler Davis**  
LHP | L/L | Jr./Jr.  
Newport News, Va.



**48 | Brooks Auger**  
RHP | R/R | Jr./Jr.  
Farmerville, La.



**50 | Jurrangelo Cijntje**  
BHP | S/S | Fr./Fr.  
Pembroke Pines, Fla.



**55 | Brock Tapper**  
LHP | L/L | Fr./Fr.  
Nesbit, Miss.