



MISSISSIPPI STATE BASEBALL

2021 NATIONAL CHAMPIONS

134 Seasons | 39 NCAA Tournament Appearances | 12 College World Series Appearances | 19 MLB First Round Draft Picks

2024 SCHEDULE & RESULTS

February		(2-3)
	TV	TIME
16	AIR FORCE	SECN+ W, 8-4
17	AIR FORCE	SECN+ L, 3-2
18	AIR FORCE	SECN+ W, 10-2
20	AUSTIN PEAY	SECN+ L, 3-2
21	AUSTIN PEAY	SECN+ L, 13-10
23	GEORGIA SOUTHERN	SECN+ 4 P.M.
24	GEORGIA SOUTHERN	SECN+ 2 P.M.
25	GEORGIA SOUTHERN	SECN+ 1 P.M.
27	JACKSON STATE	SECN+ 3 P.M.
29	MOUNT ST. MARY'S	SECN+ --

March		(0-0)
1	MOUNT ST. MARY'S	SECN+ --
2	MOUNT ST. MARY'S	SECN+ --
5	vs. Southern Miss (1)	6 p.m.
8	EVANSVILLE	SECN+ --
9	EVANSVILLE	SECN+ --
10	EVANSVILLE	SECN+ --
12	vs. South Alabama (2)	6 p.m.
13	vs. New Orleans (2)	5 p.m.
15	LSU*	SECN+ 6 P.M.
16	LSU*	SECN+ 4 P.M.
17	LSU*	SECN+ 1 P.M.
19	MEMPHIS	SECN+ 6 P.M.
22	at Texas A&M*	ESPNU 6:30 p.m.
23	at Texas A&M*	SECN+ 6 p.m.
24	at Texas A&M*	SECN+ 2 p.m.
26	at Samford	6 p.m.
29	at Florida*	SECN+ 5:30 p.m.
30	at Florida*	SECN+ 5:30 p.m.
31	at Florida*	SECN+ 12 p.m.

April		(0-0)
2	CENTRAL ARKANSAS	SECN+ 6 P.M.
5	GEORGIA*	SECN+ 6 P.M.
6	GEORGIA*	SECN+ 7 P.M.
7	GEORGIA*	SECN+ 1 P.M.
9	UAB	SECN+ 6 P.M.
12	at Ole Miss*	SECN+ 7 p.m.
13	at Ole Miss*	ESPN2 7:30 p.m.
14	at Ole Miss*	SECN+ 1:30 p.m.
16	ALCORN STATE	SECN+ 6 P.M.
19	AUBURN*	SECN+ 6 P.M.
20	AUBURN*	SECN+ 5 P.M.
21	AUBURN*	SECN+ 1 P.M.
23	at Memphis	6 p.m.
26	at Vanderbilt*	SECN+ 6 p.m.
27	at Vanderbilt*	SECN+ 2 p.m.
28	at Vanderbilt*	SECN+ 1 p.m.

May		(0-0)
1	vs. Ole Miss (1)	ESPNU 6 p.m.
3	ALABAMA*	SECN+ 6 P.M.
4	ALABAMA*	SECN+ 2 P.M.
5	ALABAMA*	SECN+ 1 P.M.
10	at Arkansas*	SECN+ 6:30 p.m.
11	at Arkansas*	SECN+ 6 p.m.
12	at Arkansas*	SECN+ 2 p.m.
14	NORTH ALABAMA	SECN+ 6 P.M.
16	MISSOURI*	SECN+ 6 P.M.
17	MISSOURI*	SECN+ 6 P.M.
18	MISSOURI*	SECN+ 2 P.M.

All times central and subject to change

HOME GAMES IN BOLD CAPS | * - Southeastern Conference game
(1) - Trustmark Park; Pearl, Miss. | (2) - Shuckers Ballpark; Biloxi, Miss.

THE MATCHUP

Mississippi State vs. Georgia Southern

Dudy Noble Field at Polk-Dement Stadium (Starkville, Miss.)

	Friday	Saturday	Sunday
First Pitch:	4:02 p.m.	2:02 p.m.	1:02 p.m.
TV:	--	--	--
Internet Stream:	SECN+	SECN+	SECN+
Radio:	MSU Radio Network (96.1 FM locally)	MSU Radio Network (96.1 FM locally)	MSU Radio Network (96.1 FM locally)
Audio Stream:	HailState.com/OnDemand	HailState.com/OnDemand	HailState.com/OnDemand



MISSISSIPPI STATE BULLDOGS

Record (SEC):	2-3 (0-0)	Head Coach:	Chris Lemonis
H/A/N:	2-3 / 0-0 / 0-0	Record at MSU (Yrs.):	169-96 (6th)
Streak:	L2	Career Record (Yrs.):	310-187-2 (10th)
Rankings:	Baseball America - NR D1Baseball - NR, NCBWA - RV Perfect Game - NR, USA Today - NR	First Year of Baseball:	1885
		Program Record:	2,809-1,657-29 (.628)



GEORGIA SOUTHERN EAGLES

Record (Sun Belt):	1-3 (0-0)	Head Coach:	Rodney Hennon
H/A/N:	1-3 / 0-0 / 0-0	Record at GS (Yrs.):	823-567 (25th)
Streak:	L1	Career Record (Yrs.):	904-605-1 (27th)
Rankings:	Baseball America - NR D1Baseball - NR, NCBWA - NR Perfect Game - NR, USA Today - NR	First Year of Baseball:	1930
		Program Record:	2,307-1,517-8 (.603)

PITCHING PROBABLES

G1: Nate Dohm - Jr. - RHP

App/GS: 1/1	Ks: 4
Record: 0-0	BBs: 2
IP: 4.0	Opp. Avg: .333
ERA: 2.25	

G2: Khal Stephen - Jr. - RHP

App/GS: 1/1	Ks: 11
Record: 0-0	BBs: 0
IP: 7.0	Opp. Avg: .136
ERA: 1.29	

G3: Jurrangel Cijntje - So. - BHP

App/GS: 1/1	Ks: 8
Record: 0-0	BBs: 2
IP: 4.0	Opp. Avg: .154
ERA: 2.25	

IN & OUT

- This weekend's three-game set against Georgia Southern is the first time since the 1990 College World Series that these two programs have faced each other. In the only matchup played in program history, the Diamond Dawgs came away with a 15-1 victory over the Eagles. The Dawgs used an 11 run first inning to pull away from the Eagles in the first matchup.
- Last Saturday, the Diamond Dawgs will run out junior Khal Stephen's on the mound for his second start. In his first outing of his career for State, Stephen went 7.0 innings and struck out a career-high 11 batters in the game. This was his first career game with double-digit strikeouts. He was voted the Golden Spikes Award Week 1 Performance of the Week. He did not issue a walk in his seven innings of work.
- Junior Hunter Hines leads the Dawgs this season at the plate. Hines has a .381 batting average a team-high and has two doubles and driven in five. He has at least one hit in every game this season, including a three-hit game against Air Force on Feb. 18 and a two-hit game against Austin Peay on Feb. 21. He had a season-high three RBIs in the Dawgs Wednesday game against Austin Peay.
- Coming into the weekend series against the Bulldogs, Georgia Southern enters the weekend with a record of 1-3 on the season. The Eagles have struggled at the plate this season as they are hitting .197 as a team with seven extra base hits. Josh Tate, a transfer from UGA, leads the team with a .294 batting average. JD Kaiser leads the team with three RBIs on the season. On the mound, Georgia Southern has a team ERA of 4.75. The Eagles staff of Thomas Higgins (Friday), Mitchell Gross (Saturday) and Ty Fisher (Sunday) draw the starts for Eagles this Weekend. Higgins went 5.0 innings last weekend and only allowed four hits and did not allow a run. In his only outing of the year, Fisher struck out eight and limited Maryland to a .190 batting average.



PROGRAM QUICK FACTS

School Information

Location	Starkville, Mississippi
Founded	1878
Enrollment	22,657
President	Dr. Mark E. Keenum
Faculty Representative	Dr. Brent Fountain
Director of Athletics	Zac Selmon
Twitter	@ZacSelmon
Affiliation	NCAA Division I
Conference	Southeastern - Western Division
Nickname	Bulldogs
Colors	Maroon and White

Stadium

Name	Dudy Noble Field, Polk-DeMent Stadium
Capacity	15,000+
Field Dimensions	Left-330, Left Center-385, Center-400, Right Center-380, Right-305

2023 Team Information

Overall Record (SEC)	27-26 (9-21)
Home / Away / Neutral	16-14 / 6-10 / 5-2
Postseason	--
Lettermen Returning/Lost	20/15
Position Starters Returning/Lost	4/4
Pitchers Returning/Lost	15/8
2024 Newcomers	22 (14 Freshmen, 8 Transfers)

Program Information

First Year of Baseball	1885 (134th season)
First Year in SEC	1933 (Charter Member)
All-Time Record (Win %)	2,809-1,657-29 (.628)
All-Time SEC Record (Win %)	997-874-3 (.533)
SEC Championships (Last)	11 (2016)
SEC Tournament Championships (Last)	7 (2012)
NCAA Tournaments (Last)	39 (2021)
NCAA Super Regionals (Last)	10 (2021)
College World Series (Last)	12 (2021)
National Championship (Last)	1 (2021)

MEDIA INFORMATION

BASEBALL MEDIA PORTAL

Mississippi State has created an online portal for media members covering the Bulldogs' baseball program. To access the portal, visit hailst.at/BBMedia.

The Baseball Press Box Page of HailState.com will include links to media guides, quick facts, game notes, box scores, recaps, pool photography and team and staff headshots.

PRESS BOX SERVICES

A complete NCAA box score and pertinent game facts are available to members of the working media following each game. Seats will be assigned. A pregame meal is served in the press box approximately one hour prior to each game.

The press box is equipped with high-speed internet and telephone access. It is also set up to accommodate television and team radio/video personnel.

RADIO BROADCASTS

Dudy Noble Field houses radio lines to support home and visitor radio broadcasts. For more information on the phone lines, please contact Travis Rae in the Communications office.

POSTGAME INTERVIEWS

Requested MSU players, along with head coach Chris Lemonis, will be available for a postgame media session in the Omaha Room approximately 20 minutes after home games. The Mississippi State locker room and team spaces are closed to the media.

MSU PLAYER/COACH AVAILABILITY

Players and coaches will be made available to the media upon request. Those wishing to set up an interview must contact Travis Rae via phone or email at least 48 hours prior to the desired interview time. On gameday, players and coaches are only available postgame.

In most cases, players will be available for a brief time before or after practices which are typically scheduled on weekday afternoons.

Media members are NOT permitted to contact student-athletes on their own at any time. This includes phone, email, text or through social media platforms. Student-athletes' contact information will not be given out.

PHOTOGRAPHERS / VIDEOGRAPHERS


A limited number of photographers and videographers will be permitted to shoot in the photo wells at each end of home and visiting dugouts. Those wishing to shoot a game must request access at least 24 hours before the game.

To access the SEC's media FTP, contact licensing@xosdigital.com.

CONTACT INFORMATION:

TRAVIS RAE
Baseball

Office	(715) 205-0324
Email	TRAe@athletics.msstate.edu
X	@TravisRae





2024 ROSTER

NUMERICAL

#	Name	Pos.	B/T	Ht.	Wt.	CL/Exp.	Hometown/High School (Previous School)
2	Cam Schuelke	RHP	R/R	6-1	195	Sr./Jr.	Dorr, Mich. / Bryon Center HS (College of Central Florida)
3	David Mershon	INF	S/R	5-8	165	So./So.	Talors, S.C. / Eastside HS
4	Mikhail Grant	RHP	R/R	6-3	215	Fr./Fr.	Stockbridge, Ga. / Georgia Premier Academy
5	Aaron Downs	INF/OF	R/R	6-0	210	Jr./Jr.	Pella, Iowa / Heritage Academy
6	Logan Forsythe	RHP	R/R	6-0	190	So./So.	D'Iberville, Miss. / D'Iberville HS
7	Connor Hujak	INF/OF	R/R	6-2	200	Sr./Sr.	Goffstown, N.H. / Goffstown HS (VCU)
8	Amani Larry	INF	R/R	5-11	190	Sr./Sr.	Bossier City, La. / Parkway HS (New Orleans)
9	Pico Kohn	LHP	L/L	6-4	200	Jr./So.	Verbena, Ala. / Chilton County HS
10	Dylan Cupp	INF	R/R	6-1	200	Fr./Fr.	Cedartown Ga. / Cedartown HS
11	KK Clark	RHP	R/R	5-11	190	Fr./Fr.	Brandon, Miss. / Brandon HS
12	Evan Siary	RHP	R/R	6-1	190	So./So.	Columbus, Miss. / Starkville Academy
13	Nate Chester	INF	R/R	6-2	190	Jr./Jr.	Kansas City, Mo. / Liberty North HS (John A. Logan CC)
14	Khal Stephen	RHP	R/R	6-4	215	Jr./Jr.	Williamsport, Ind. / Seeger HS (Purdue)
15	Luke Dotson	INF/LHP	L/L	6-4	210	Fr./Fr.	Marietta Ga. / Mount Paran Christian
16	Cole Cheatham	LHP	L/L	6-3	185	Jr./Jr.	Ardmore, Ala. / Ardmore HS
17	Stone Simmons	RHP	R/R	6-4	235	Gr./Jr.	Houston, Texas / The Kinkaid School (Furman)
18	Johnny Long	C	R/R	5-11	190	Gr./Gr.	Naples, Fla. / Barron Collier HS (Pittsburgh)
19	Max Miller	LHP	L/L	6-1	205	So./So.	Vancleave, Miss. / Vancleave HS
20	Will Passeau	RHP	R/R	6-2	215	Jr./Jr.	Mobile, Ala. / St. Paul's Episcopal School (Pearl River CC)
21	Colby Holcombe	RHP	R/R	6-6	250	Jr./Jr.	Florence, Ala. / Central HS (Northeast Mississippi CC)
22	Ross Highfill	C	R/R	6-0	200	So./So.	Madison, Miss. / Madison Central HS
23	Jackson Owen	C	R/R	5-10	200	Jr./Jr.	Starkville, Miss. / Starkville HS (Northeast Mississippi CC)
24	Jace Norton	INF	R/R	6-3	190	Fr./Fr.	Auburn, Ala. / Auburn HS
25	Nate Dohm	RHP	R/R	6-4	210	Jr./Jr.	Zionsville, Ind. / Zionsville HS (Ball State)
26	Tyson Hardin	RHP	R/R	6-2	185	Jr./Jr.	Dover, Fla. / Strawberry Crest HS (Daytona State College)
27	Gavin Black	RHP	L/R	6-0	195	So./So.	Bogart, Ga. / North Oconee HS (Northwest Florida State College)
28	Gage Haley	RHP	R/R	6-7	265	Fr./Fr.	Southaven, Miss. / Lewisburg HS
29	Nate Williams	RHP	R/R	6-3	230	Jr./So.	Acworth, Ga./North Cobb (Florence Darlington CC)
30	Bradley Loftin	LHP	L/L	6-3	195	So./So.	Southaven, Miss./DeSoto Central
31	Karson Ligon	RHP	R/R	6-1	210	Jr./Jr.	Sarasota, Fla. / River View HS (Miami (Fla.))
32	Michael O'Brien	OF	L/L	6-0	175	Fr./Fr.	River Ridge, La. / John Curtis Christian
33	Rives Reynolds	OF	R/R	5-11	175	Fr./Fr.	Flowood, Miss. / Jackson Prep
36	Nolan Stevens	INF/OF/LHP	L/L	6-3	210	Fr./Fr.	Elk Grove, Calif. / Franklin HS
37	Brett House	INF/OF	R/R	6-3	200	Fr./Fr.	Hoschton, Ga. / Cherokee Bluff HS
38	Bryce Chance	OF	R/R	5-10	180	Jr./So.	Ridgeland, Miss. / Madison-Ridgeland Academy
40	Logan Kohler	INF	L/R	6-1	195	Sr./Sr.	Little Elm, Texas / Little Elm HS (Memphis)
41	Ethan Pulliam	INF/OF	R/R	6-1	190	Fr./Fr.	Starkville, Miss. / Starkville HS
42	Dakota Jordan	OF	R/R	6-0	220	So./So.	Canton, Miss. / Jackson Academy
43	Steven Spalitta	INF/C	L/R	5-10	185	Fr./Fr.	Mandeville, La. / Fountain Bleu HS
44	Hunter Hines	INF/OF	L/R	6-3	210	Jr./Jr.	Madison, Miss. / Madison Central HS
45	Tyler Davis	LHP	L/L	6-2	210	Sr./Sr.	Newport News, Va. / Menchville HS (VCU)
46	Jackson McKenzie	INF/OF/LHP	L/L	6-1	215	Fr./Fr.	Pace, Fla. / Pace HS
48	Brooks Auger	RHP	R/R	6-5	215	Sr./Jr.	Farmerville, La. / Cedar Creek HS (Hinds CC)
50	Jurrangelo Cijntje	BHP	S/S	5-11	170	So./So.	Pembroke Pines, Fla./Chapagnat Catholic
54	Jud Files	RHP	R/R	6-3	195	Fr./Fr.	Plantersville, Miss. / Mooreville HS
55	Joe Powell	C	R/R	5-10	185	Sr./Sr.	Mason, Ohio / Mason HS (Cincinnati)
--	Will Gibbs	RHP	R/R	6-0	180	So./So.	Flowood, Miss. / Jackson Prep

COACHING / SUPPORT STAFF

Chris Lemonis - Head Coach (Sixth Season at Mississippi State, 10th Overall; The Citadel, 1992)

Jake Gautreau - Assistant Coach (Seventh Season; Tulane, 2011)

Justin Parker - Assistant Coach (First Season; Wright State, 2012)

Kyle Cheesebrough - Assistant Coach (Sixth Season; Louisville, 2010)

Roger Rodeheaver - Director of Operations (Sixth Season; Indiana, 2010)

Blake Loper - Coordinator of Operations (Third Season; Mississippi State, 2020)

Bobby Austin - Coordinator of Player Development (Fourth Season; NC State, 2019)

Scott Shipman - Strength and Conditioning Coach (Second Season; Augusta University, 2013)

Jason Wire - Associate Athletic Trainer (14th Season; St. Cloud State, 2006)

ROSTER BREAKDOWN

BY POSITION

RHP - 18 (Auger, Black, Clark, Dohm, Files, Forsythe, Gibbs, Grant, Haley, Hardin, Holcombe, Ligon, Passeau, Schuelke, Siary, Simmons, Stephen, Williams)

LHP - 8 (Cheatham, Davis, Dotson, Kohn, Loftin, McKenzie, Miller, Stevens)

INF - 15 (Chester, Cupp, Dotson, Downs, Hines, House, Hujak, Kohler, Larry, McKenzie, Mershon, Norton, Pulliam, Spalitta, Stevens)

OF - 11 (Chance, Downs, Hines, House, Hujak, Jordan, McKenzie, O'Brien, Pulliam, Reynolds, Stevens)

C - 5 (Highfill, Long, Owen, Powell, Spalitta)

BHP - 1 (Cijntje)

BY CLASS

FRESHMEN - 14 (Clark, Cupp, Dotson, Files, Grant, Haley, House, McKenzie, Norton, O'Brien, Pulliam, Reynolds, Spalitta, Stevens)

SOPHOMORES - 10 (Black, Cijntje, Forsythe, Gibbs, Highfill, Jordan, Loftin, Mershon, Miller, Siary)

JUNIORS - 14 (Chance, Cheatham, Chester, Dohm, Downs, Hardin, Hines, Holcombe, Kohn, Ligon, Owen, Passeau, Stephen, Williams)

SENIORS - 7 (Auger, Davis, Hujak, Kohler, Larry, Powell, Schuelke)

GRADUATES - 2 (Long, Simmons)

BY EXPERIENCE

FRESHMEN - 14 (Clark, Cupp, Dotson, Files, Grant, Haley, House, McKenzie, Norton, O'Brien, Pulliam, Reynolds, Spalitta, Stevens)

SOPHOMORES - 13 (Black, Chance, Cijntje, Forsythe, Gibbs, Highfill, Jordan, Kohn, Loftin, Mershon, Miller, Siary, Williams)

JUNIORS - 14 (Auger, Cheatham, Chester, Dohm, Downs, Hardin, Hines, Holcombe, Ligon, Owen, Passeau, Schuelke, Simmons, Stephen)

SENIORS - 4 (Davis, Hujak, Kohler, Larry)

BY STATE

MISSISSIPPI - 15 (Chance, Clark, Files, Forsythe, Gibbs, Haley, Highfill, Hines, Jordan, Loftin, Miller, Owen, Pulliam, Reynolds, Siary)

GEORGIA - 6 (Black, Cupp, Dotson, Grant, House, Williams)

ALABAMA - 5 (Cheatham, Holcombe, Kohn, Norton, Passeau)

FLORIDA - 5 (Cijntje, Hardin, Ligon, Long, McKenzie)

LOUISIANA - 4 (Auger, Larry, O'Brien, Spalitta)

INDIANA - 2 (Dohm, Stephen)

TEXAS - 2 (Kohler, Simmons)

CALIFORNIA - 1 (Stevens)

IOWA - 1 (Downs)

MICHIGAN - 1 (Schuelke)

MISSOURI - 1 (Chester)

NEW HAMPSHIRE - 1 (Hujak)

SOUTH CAROLINA - 1 (Mershon)

VIRGINIA - 1 (Davis)

PRONUNCIATION GUIDE

Jurrangelo Cijntje	SAIN-ja
Nate Dohm	Dome
Jake Gautreau	Go-TRO (long o)
Connor Hujak	hi-Zack
Pico Kohn	Konn
Chris Lemonis	Luh-MOE-niss
Karson Ligon	LIG-in
Rives Reynolds	REEVES
Cam Schulke	Shul-key
Evan Siary	Sea-air-EE
Steven Spalitta	Spuh-lee-tuh
Kahl Stephn	Cal



PROJECTED STARTERS

2024 statistics listed | Probable starters based on previous games

Pos.	Name	Elg.	B/T	Ht./Wt.	Avg.	R	H	RBI	Notes
C	Johnny Long	Gr.	R/R	5-11/190	.125	0	1	3	Has reached base in the last three games he has appeared in; Picked up on RBI on Feb. 21 against Austin Peay
1B	Hunter Hines	Jr.	L/R	6-3/210	.381	5	8	5	Leads team with a .381 batting average; Second on the team with five RBIs; Has two doubles on the season
2B	Amani Larry	Sr.	R/R	5-11/190	.348	6	8	1	Has a hit in every game this season; Hit his first home run of the season on Wednesday night; Has two multi-hit games
SS	Dylan Cupp	Fr.	R/R	6-1/200	.118	3	2	1	Made his Diamond Dawg debut on Feb. 16 against Air Force; On a two game hitting streak
3B	Nate Chester	Jr.	R/R	6-2/190	.167	3	2	1	Started the last four games at 3rd base; Drew three walks on Feb. 21 against Austin Peay
LF	Bryce Chance	So.	R/R	5-10/180	.333	4	6	6	Leads the team with six RBIs entering the weekend series; Hitting .333 on the season, third best mark on the team; Has two multi-hit games
CF	Connor Hujak	Sr.	R/R	6-2/200	.133	1	2	4	Has reached base in all five games this season; Leads the team with three HBP
RF	Dakota Jordan	So.	R/R	6-0/220	.300	8	6	4	Hitting .300 on the season; Leads the team with two home runs; Third on the team with four RBIs
DH	Ross Highfill	So.	R/R	6-0/200	.100	1	1	2	Started the last three games at DH; Picked up one RBI in midweek action against Austin Peay


CAREER SITUATIONAL STATISTICS

Runners On Base (H-AB)

Name	'21	'22	'23	'24	Total	Avg.
Chance, Bryce	--	--	21-55	4-12	25-67	.373
Chester, Nate	--	--	3-8	0-6	3-14	.214
Cupp, Dylan	--	--	--	1-9	1-9	.111
Downs, Aaron	--	2-14	4-15	0-2	6-31	.193
Highfill, Ross	--	--	14-66	1-6	15-72	.208
Hines, Hunter	--	40-112	38-108	5-12	83-232	.358
Hujak, Conner	--	--	4-23	2-10	6-33	.181
Jordan, Dakota	--	--	28-79	2-11	30-90	.333
Kohler, Logan	--	--	--	1-2	1-2	.500
Larry, Amani	--	--	19-77	2-10	21-87	.241
McKenzie, Jackson	--	--	--	0-2	0-2	.000
Mershon, David	--	--	10-33	--	10-33	.303
Powell, Joe	--	--	--	1-2	1-2	.500
Pulliam, Ethan	--	--	--	--	--	--
Stevens, Nolan	--	--	--	--	--	--
TOTAL					201-673	.298

Runners in Scoring Position (H-AB)

Name	'21	'22	'23	'24	Total	Avg.
Chance, Bryce	--	--	15-36	3-9	18-45	.400
Chester, Nate	--	--	2-6	0-4	2-10	.200
Cupp, Dylan	--	--	--	1-5	1-5	.200
Downs, Aaron	--	1-8	1-7	0-2	2-17	.117
Highfill, Ross	--	--	9-41	0-3	9-44	.204
Hines, Hunter	--	20-60	23-74	2-5	45-139	.324
Hujak, Connor	--	--	2-14	2-8	4-22	.181
Jordan, Dakota	--	--	21-56	1-3	22-59	.372
Kohler, Logan	--	--	--	1-2	1-2	.500
Larry, Amani	--	--	11-43	1-4	12-47	.255
Long, Johnny	--	--	--	1-3	1-3	.333
McKenzie, Jackson	--	--	--	0-3	0-3	.000
Mershon, David	--	--	7-25	--	7-25	.280
Powell, Joe	--	--	--	--	--	--
Pulliam, Ethan	--	--	--	--	--	--
Stevens, Nolan	--	--	--	--	--	--
TOTAL					124-421	.295



TEAM STATISTICAL RANKINGS



NCAA Category

Rank

Rank

Batting

Base on Balls	21	71
Batting Average	157	240
Doubles	57	128
Doubles Per Game	108	143
Hit By Pitch	68	222
Hits	69	214
Home Runs	97	221
Home Runs Per Game	144	243
On Base Percentage	124	207
Runs Scored	75	209
Sacrifice Bunts	23	43
Sacrifice Flies	67	67
Scoring	137	225
Slugging Percentage	162	260
Stolen Bases	126	43
Stolen Bases Per Game	162	51
Triples	54	--
Triples Per Game	133	--

Pitching

Earned Run Average	94	104
Hit Batters	154	154
Hits Allowed Per 9 Inn.	139	140
Shutouts	--	--
Strikeout-to-Walk Ratio	14	128
Strikeouts Per 9 Innings	29	151
WHIP	68	130
Walks Allowed Per 9 Inn.	28	119

Miscellaneous

Double Plays Turned	80	30
Double Plays Per Game	143	33
Fielding Percentage	85	36
Triple Plays	--	--
W-L Percentage	167	198

National statistical rankings listed above will be updated prior to each weekend series and midweek games.

SERIES HISTORY

Series History	1-0
MSU Streak	W1
First Meeting	June 3, 1990, W, 15-1
Last Meeting	June 3, 1990, W, 15-1
Last MSU Win	June 3, 1990, W, 15-1
Last Georgia Southern Win	--


Last 5 Meetings

6/3/90	vs. Ga. Southern (CWS)	W, 15-1
--------	------------------------	---------



PITCHING PROBABLES

GAME 1



#25 Nate Dohm RHP

6-4 | 210 | Zionsville, Ind. | Zionsville HS | Ball State

2024: 0-0, 2.25 ERA, 1 G/1 GS, 4.0 IP, 6 H, 1 ER, 2 BB, 4 SO

CAREER: 10-7, 4.76 ERA, 33 G/6 GS, 87.0 IP, 80 H, 46 ER, 40 BB, 109 SO

2024 SEASON

- Drew the Opening Day start for the Dawgs
- Has at least one strikeout in 16 of 18 games as a Diamond Dawg
- Limiting opponents to a .265 average over his two years at MSU

2024 GAME LOG

DATE	OPP.	DEC.	IP	H	R	ER	HR	BB	K	NP	ERA
2/16	Air Force	ND, 8-4	4.0	6	2	1	0	2	4	66	2.25
TOTALS			4.0	6	2	1	0	2	4	66	2.25

GAME 2



#14 Khal Stephen RHP

6-4 | 215 | Williamsport, Ind. | Seeger HS | Purdue

2024: 0-0, 1.29 ERA, 1 G/1 GS, 7.0 IP, 3 H, 1 ER, 0 BB, 11 SO

CAREER: 10-8, 5.86 ERA, 38 G/15 GS, 116.2 IP, 114 H, 76 ER, 48 BB, 115 SO

2024 SEASON

- Made MSU debut on Feb. 17 against Air Force
- Recorded a career-high 11 Ks in his first outing of the season
- Voted the Golden Spikes Award Week 1 Performance of the Week

2024 GAME LOG

DATE	OPP.	DEC.	IP	H	R	ER	HR	BB	K	NP	ERA
2/17	Air Force	ND, 2-3	7.0	3	1	1	1	0	11	80	1.29
TOTALS			7.0	3	1	1	1	0	11	80	1.29

GAME 3



#50 Jurrangelo Cijntje BHP

5-11 | 200 | Pembroke Pines, Fla. | Champagnat Catholic HS

2024: 0-0, 2.25 ERA, 1 G/1 GS, 4.0 IP, 2 H, 1 ER, 2 BB, 8 SO

CAREER: 3-5, 7.67 ERA, 15 G/14 GS, 54.0 IP, 46 H, 46 ER, 36 BB, 71 SO

2024 SEASON

- Tallied eight strikeouts against Air Force, one off his career-high
- Limited Air Force to a .156 batting average of his four innings

2024 GAME LOG

DATE	OPP.	DEC.	IP	H	R	ER	HR	BB	K	NP	ERA
2/18	Air Force	ND, 10-2	4.0	2	1	1	0	2	8	69	2.25
TOTALS			4.0	2	1	1	0	2	8	69	2.25

State



MSU RECORD WHEN...

	OVERALL	SEC
Overall	2-3	0-0
vs. Top-5 Teams	0-0	0-0
vs. Top-10 Teams	0-0	0-0
vs. Top-25 Teams	0-0	0-0
Non-Conference	2-3	0-0
SEC	0-0	0-0
SEC East	0-0	0-0
SEC West	0-0	0-0
At Home	2-3	0-0
On the Road	0-0	0-0
At Neutral Sites	0-0	0-0
In Day Games	2-3	0-0
In Night Games	0-0	0-0
vs. Teams .500 Or Better	2-2	0-0
vs. Teams Worse Than .500	0-1	0-0
vs. Left-Handed Starter	1-2	0-0
vs. Right-Handed Starter	1-1	0-0
When Starter Receives Decision	0-1	0-0
When Reliever Receives Decision	2-2	0-0
When Starter Goes 5+ Innings	0-1	0-0
When Starter Goes <5 Innings	2-2	0-0
When Scoring First	2-1	0-0
When Opponent Scores First	0-2	0-0
When Leading After 6 Innings	1-1	0-0
When Trailing After 6 Innings	1-1	0-0
When Tied After 6 Innings	0-1	0-0
When Leading After 8 Innings	2-2	0-0
When Trailing After 8 Innings	0-1	0-0
When Tied After 8 Innings	0-0	0-0
In One-Run Games	0-2	0-0
In Two-Run Games	0-0	0-0
In 5+ Run Games	1-0	0-0
Weekend Series W-L-T	1-0	0-0
Series Sweeps/Times Swept	0/0	0/0
When Scoring 0-2 Runs	0-2	0-0
When Scoring 3-5 Runs	0-0	0-0
When Scoring 6-9 Runs	1-0	0-0
When Scoring 10+ Runs	1-1	0-0
Shutouts/Times Shut Out	0/0	0/0
In Extra Innings	0-0	0-0
When Opponent Scores 4 Runs Or Less	2-2	0-0
When Opponent Scores 5 Runs Or More	0-1	0-0
When Out-Hitting Opponent	1-1	0-0
When Out-Hit by Opponent	1-2	0-0
When Hits Are Equal	0-0	0-0
When Hitting A Home Run	2-1	0-0
When Opponent Hits A Home Run	1-3	0-0
When Errorless	0-2	0-0
When Committing One Error	1-1	0-0
When Committing 2+ Errors	1-0	0-0
When Opponent is Errorless	0-1	0-0
When Opponent Commits One Error	0-2	0-0
When Opponent Commits 2+ Errors	2-0	0-0
Game 1 of Weekend	1-0	0-0
Game 2 of Weekend	0-1	0-0
Game 3 of Weekend	1-0	0-0
Monday	0-0	0-0
Tuesday	0-1	0-0
Wednesday	0-1	0-0
Thursday	0-0	0-0
Friday	1-0	0-0
Saturday	0-1	0-0
Sunday	1-0	0-0

GOLDEN STEPHEN

- On Wednesday afternoon, the Golden Spikes Award announced the Week 1 Golden Spikes Award Performance of the Week and Khal Stephens was announced as the winner.
- In his Dawg debut against Air Force last Saturday, Stephen tallied a career-high 11 strikeouts while not issuing a walk to the Falcons.
- He pitched 7.0 innings on Saturday, one off his career-high of 8.0 that he pitched against South Dakota State on May 5, 2023, at a member of the Purdue baseball team.
- He limited the Falcons offense to a .136 batting average over his seven innings and only allowed three hits.
- Stephen will make his seconds start of the season on Saturday against Georgia Southern. This will be his first outing against Georgia Southern.

BIG GAME HUNTER

- Junior infielder/outfielder Hunter Hines enters the 2024 season as a Third Team Preseason All-American by Perfect Game.
- Hines has showed his power over his first two seasons in the Maroon and White. He has hit 38 homers over that span.
- The 38 home runs are the third most by an active player in the SEC. Tommy White (51) and Jac Caglianone (41) are the only active players ahead of Hines.
- The 38 home runs are the seventh most by an active player in the division 1 baseball.
- The 38 home runs are the 10th most in a career at Mississippi State. He is 13 homers away from moving into the top five at MSU.
- During the 2023 season, Hines hit 22 home runs, the sixth most in a single season history at State. He was the first 20+ homer player at MSU since Brent Rooker hit 23 in 2017.
- Besides hitting for power, Hines has driven in 113 runs and is 64 RBIs away from joining the career RBI mark at MSU.

MSU CAREER HOME RUN LIST (6-10)

Rk.	Player	HRs
6.	Tracy Echols (1986-90)	47
7.	Richard Lee (1995-98)	46
8.	Tommy Raffo (1987-90)	45
9.	David Hayman (1993-96)	44
10.	Hunter Hines (2022-Present)	38

- D1 Baseball ranked the top 50 first basemen this season and Hines was ranked as the 8th best firstbasemen coming into the 2024 season.
- Hines was also ranked by Perfect Game as the 47th best junior. He was also on the Perfect Game Top 300 MLB Draft Board coming in at No. 104.
- After five games this season, Hines leads the team with a .381 batting average. He has the second most RBIs on the team with five. He has hit safely in all five games this season, with a three hit game coming against Air Force in the final game of the series.

SOPHOMORE ON THE RISE

- Following a freshman season that saw Dakota Jordan show off his power by hitting tape measure homers, the sophomore is ready for his second season in the Maroon and White.
- On Feb. 9, Jordan was one of 55 players in the nation that were named to the Golden Spikes Award Preseason Watch List. The Golden Spikes award to the best amateur baseball player in the nation
- Jordan was named Third Team Preseason All-American by Baseball America.
- Jordan leads the team with two home runs this season. He is hitting .300 over the first five games of the season with four extra base hits.
- He finished the 2023 season with the second best batting average (.307) and had 10 home runs.
- He had 47 hits on the season, with 20 going

for extra bases.

- He finished third on the team with 40 RBIs.
- Following the 2023 season, Jordan received Freshman All-American honors by Perfect Game. This marked the eighth straight season a Mississippi State freshman had earned Freshman All-American accolades.
- He has been ranked the ninth best sophomore by Perfect Game and the 18th best outfielder by D1 Baseball.
- On Feb. 8, Jordan was named Second Team Preseason All-SEC as an outfielder. In conference only games last season, Jordan hit .333 with eight home runs and drove in 27 runs.
- He is ranked as the ninth best sophomore by Perfect Game, the 31st best Draft Prospect by Perfect Game and the 16th best MLB Draft Prospect by D1Baseball.
- He finished the season with a .307 batting average, the second best mark on the team. He drove in 40 RBIs and hit 10 home runs.
- Of his 10 home runs during his freshman season, four, were hit over 450 feet or farther.
- His biggest hit of his freshman season, came during Super Bulldog Weekend, when he picked up the game-winning-hit to defeat Ole Miss.
- Last season, Jordan had a hitting streak of 12 games, this was the longest on the team during the 2023 season.

FREE SHIRTS!

- Since his arrival at MSU, head coach Chris Lemonis has handed out a shirt to signify the top performance of each victory. Each shirt is numbered by victory and here is who they've went to:

Game	Student-Athlete, Position (# in 2024)
1	Bryce Chance, OF, (1)
2	Jurrangelo Cijntje, BHP, (1)

CHANCE'S HAS OUTSTANDING OPENING WEEK

- For the second straight season, Bryce Chance has gotten off to a fast start on opening week. During the 2023 season, Chance was named SEC Freshman of the Week following the opening weekend.
- The 2024 opening weekend was no different as he hit .417 on the weekend with one double, one home run and a team-high four RBIs.
- He had one walk and an on-base percentage of .462, the third highest mark on the Diamond Dawgs after the first weekend of action.
- His home run in the series opener put the Dawgs ahead and MSU never looked back.
- Trailing 4-3 in the seventh, Chance hit a two-run bomb giving the Dawgs the lead.
- He has two multi-hit games this season and drove in three runs on opening night, the most on the team in 2024.
- Over the first five games of the season, Chance is hitting .333 on the season with a team-high six RBIs. His average is the third best on the team. He has an on-base percentage of .478 the best mark on the team.

MAKING THEM MISS

- The Diamond Dawgs pitching staff has been outstanding on the mound this year with strikeouts. They have the 29th best strikeout per nine innings in the NCAA this season. They are averaging 12 strikeouts per nine innings.
- In the opening weekend against Air Force, the Dawgs pitching staff combined for 36 punchouts to only nine walks. They added to their total over the midweek series against Austin Peay, as MSU added 22 more punchouts to their total.
- The 60 strikeouts on the season are the fourth most in the NCAA and the most in the SEC. The Bulldogs are only five strikeouts away trying for the nations lead. Central Michigan leads the way with 65 strikeouts this season.
- Every player in the Maroon and White has tallied a strikeout on the season, with Khal

Stephen leading the team with 11. Jurrangelo Cijntje follows with eight.

NO. 9 FRESHMAN CLASS

- According to D1Baseball, the Diamond Dawgs enter the season with the ninth-best freshman class.
- Infielder Dylan Cupp and right-handed pitcher Mikhail Grant headline the group for the Dawgs.
- Luke Dotson and Nolan Stevens are two more headliners to the group as they are ranked as Top 75 freshmen.
- Out of the freshmen class, four players, Cupp, Grant, Dotson and Stevens were named Top 75 Freshmen by Perfect Game earlier this preseason.

BEST FANS IN THE LAND

- Mississippi State has the **BEST** fans in collegiate baseball, which showed during the 2023 season. The trend has continued opening the 2024 season, as State is averaging 10,815 fans per game, the most in the NCAA.
- The SEC holds the top three spots for average attendance to open the 2024 season.
- For Super Bulldog Weekend, the Dawgs three-game attendance was 43,986, averaging 14,662 per game.
- Over Super Bulldog Weekend, the Dawgs set the NCAA On-Campus Attendance Record as The Dude saw 16,423 fans into the stadium—when the Diamond Dawgs took on Ole Miss on April 15, 2023.
- The Dawgs hold the top 13 marks in NCAA history for NCAA on-campus facilities. Dudy Noble Field holds 23 of the 25 largest crowds in NCAA history.
- The Dawgs continued to break their own records against Air Force. Mississippi State set the schools opening day attendance record (11,216).

BIG LEAGUE TALENT

- Mississippi State is great at turning out major league talent, with 68 Diamond Dawgs reaching the highest level of the sport, but it is also great at keeping student-athletes on campus.
- The 2023 MLB Draft saw three Diamond Dawgs get drafted.
- Colton Ledbetter was the first Dawg off the board, as he was the 55th pick of the draft to the Tampa Bay Rays. Cade Smith went in the sixth round to the New York Yankees and Kellum Clark was drafted by the Mets in the 20th round.
- Mississippi State has had 19 players drafted in the first round of the MLB Draft. The last was Landon Sims in 2022.
- Since the 2020 MLB Draft, State has had 18 players drafted. During that span, KC Hunt did not sign and returned to Starkville.
- Will Bednar (2021) and Justin Foscue (2020) are the highest draft picks in the last three years as they both were drafted 14th overall.
- The Diamond Dawgs have two players on the 40-man roster of their respective MLB teams looking for their first callup. Justin Foscue (Texas Rangers) and Colby White (Tampa Bay) are in Big League camp, looking to crack the MLB roster to become the 69th and 70th players in State history to make it to the Show.

NO. 24 TRANSFER CLASS

- According to D1Baseball, the Diamond Dawgs enter the season with the 24th best transfer class.
- Headliners of the class for the Dawgs are Khal Stephen and Karson Ligon, along with Logan Kohler and Cam Schulke.
- Stephen and Ligon were weekend rotation pieces at Purdue and Miama (Fla.) in 2023.
- Kohler joins the squad from Memphis, where

he played third base and hit .330 with 11 homer runs.

- Schuelke comes to Starkville from College of Central Florida. The reliever dominated in junior college and the Cape Code League last year.

UNI WATCH

- The old adage states, “look good, feel good.” And, when you feel good you usually preform well. Below is a list of how MSU fared in each of its uniforms over the last two season:

Uniform	2023	2024
Black Script State	5-4	1-0
White Script State	3-4	0-0
Maroon Script State	--	0-1
Maroon '85s	3-11	1-0
White '85s	4-2	0-1
Cream Script State	0-1	0-0
White Pinstripes	6-1	0-1
Gray Script State	3-2	0-0
Gray Pinstripes	3-1	0-0

THE DUDE EFFECT

- It's been written about. It's been Tweeted about. It's been talked about. It's what has become known as The Dude Effect. If anyone had forgotten or doubted that the best home-field advantage in all of college baseball is inside the confines of Mississippi State's Dudy Noble Field. Opponents don't simply have to defeat the Diamond Dawgs. Visitors have to conquer the cowbell-crazed home crowd as well.
- Winning at home has been challenging for opponents when coming to The Dude. Since 1967, the Diamond Dawgs have had a 72.5 winning percentage when playing at home.
- Fans come and fill the stadium as 106 games have had crowds of 10,000 fans.
- In 2023, over Super Bulldog Weekend, the Dawgs set the NCAA On-Campus Attendance Record as The Dude saw 16,423 fans into the stadium when the Diamond Dawgs took on Ole Miss on April 15, 2023.
- The Diamond Dawgs have won 1,252 games at The Dude.
- Under Head Coach Chris Lemonis, the Dawgs are 112-47 (71.4%) at Dudy Noble Field.
- Coach Lemonis has guided the Dawgs to two seasons of 30 or more wins. The Diamond Dawgs won 37 games in 2019, the most at The Dude under Lemonis.

OMADAWGS

- Did you know that the Diamond Dawgs are one of four programs in NCAA History and the only Southeastern Conference program to play in the NCAA Men's College World Series in six-straight decades.
- The Dawgs join Arizona State, Texas and Florida State as the only teams that have been to an MCWS for six decades.
- Mississippi State has advanced to Omaha 12 times in program history, with three appearances coming since 2018.
- The Omadawgs have one national championship (2021), a runner-up finish, and two third-place finishes in program history.
- The Dawgs have advanced to the MCWS in the 1970s, 1980s, 1990s, 2000s, 2010s, and 2020s. MSU went to the MCWS in 1971, 1979, 1981, 1985, 1990, 1997, 1998, 2007, 2013, 2018, 2019, and 2021.

MISC. HITTING STATS

2024 MULTI-HIT GAMES

PLAYER	2	3	4	5+	TOTAL
Bryce Chance	2	-	-	-	2
Dakota Jordan	2	-	-	-	2
Hunter Hines	1	1	-	-	2
Amani Larry	1	1	-	-	2
TOTAL	6	2	-	-	8

2024 MULTI-RBI GAMES

PLAYER	2	3	4	5+	TOTAL
Bryce Chance	-	1	-	-	1
Hunter Hines	-	1	-	-	1
Connor Hujsak	1	-	-	-	1
Johnny Long	1	-	-	-	1
Dakota Jordan	1	-	-	-	1
TOTAL	3	2	-	-	5

HITTING STREAKS

PLAYER	SEASON	CURRENT	CAREER
Amani Larry	5	6	14*
Dakota Jordan	3	1	12
Hunter Hines	5	5	12
Connor Hujsak	1	--	8*
Logan Kohler	1	--	8*
Ross Highfill	1	--	6
Bryce Chance	4	--	6
David Mershon	--	--	5
Aaron Downs	1	1	2
Nate Chester	2	--	2
Dylan Cupp	2	2	2
Jackson McKenzie	1	--	1
Johnny Long	1	--	1
Joe Powell	1	--	1

* - indicates streaks from previous school

HOME RUNS

PLAYER	TOTAL	'24	'23	'22	'21	'20
Hunter Hines	38	--	22	16	--	--
Connor Hujsak*	21	--	2	12	7	--
Logan Kohler*	17	--	11	6	0	0
Amani Larry*	17	1	7	9	--	--
Dakota Jordan	12	2	10	--	--	--
Joe Powell*	10	--	0	5	5	0
Ross Highfill	9	--	9	--	--	--
Johnny Long*	3	--	2	0	1	0
Bryce Chance	3	1	2	--	--	--

* - indicates home runs from previous school



STATE TO THE SHOW

Diamond Dawgs Playing in Major League Baseball

Name (Yrs. at MSU)	Pos.	Organization
J.P. France (2018)	RHP	Houston Astros
Justin Foscue (2018-20)**	IF	Texas Rangers
Adam Frazier (2011-13)	IF	Kansas City Royals
Kendall Graveman (2010-13)	RHP	Houston Astros
Dakota Hudson (2014-16)	P	Colorado Rockies
Nathaniel Lowe (2016)	IF	Texas Rangers
Hunter Renfroe (2011-13)	OF	Kansas City Royals
Brent Rooker (2014-17)	OF	Oakland Athletics
Ethan Small (2016-19)**	RHP	San Francisco Giants
Chris Stratton (2010-12)	RHP	Kansas City Royals
Jordan Westburg (2018-20)	IF	Baltimore Orioles
Colby White (2019)**	RHP	Tampa Bay Rays
Brandon Woodruff (2012-14)	RHP	Milwaukee Brewers

** On teams 40-man roster, currently not on active roster

Diamond Dawgs in Minor League Baseball

Name (Yrs. at MSU)	Pos.	Organization (Level)
Tanner Allen (2018-21)	OF	Miami Marlins (AA)
Will Bednar (2020-21)	RHP	San Francisco Giants (A+)
Eric Cerantola (2019-21)	RHP	Kansas City Royals (AA)
Kellum Clark (2021-23)	OF	New York Mets (A)
Gavin Collins (2014-16)	C/IF	St. Louis Cardinals (AAA)
Brad Cumbest (2019-22)	OF	Colorado Rockies (A)
Jackson Fristoe (2021-22)	RHP	New York Yankees (A+)
J.T. Ginn (2019-20)	RHP	Oakland Athletics (AA)
Cole Gordon (2016-19)	RHP	Free Agent
Houston Harding (2020-21)	LHP	Los Angeles Angels (AA)
Jonathan Holder (2010-13)	RHP	Texas Rangers (AAA)
Zac Houston (2014-16)	RHP	Tampa Bay (AAA)
K.C. Hunt (2021-23)	RHP	Milwaukee Brewers (A)
Kamren James (2020-22)	IF	Tampa Bay Rays (A+)
Keegan James (2016, 18-19)	RHP	Colorado Rockies (A+)
Preston Johnson (2021-22)	RHP	Baltimore Orioles (A+)
Rowdew Jordan (2018-21)	OF	New York Mets (AA)
Colton Ledbetter (2023)	OF	Tampa Bay Rays (A)
Christian MacLeod (2020-21)	LHP	Minnesota Twins (A+)
Jake Mangum (2016-19)	OF	Tampa Bay Rays (AAA)
Aaron Nixon (2023)	RHP	New York Yankees (A)
Konnor Pilkington (2016-18)	LHP	Arizona Diamondbacks (AAA)
Peyton Plumlee (2017-19)	RHP	Houston Astros (AA)
Landon Sims (2020-22)	RHP	Arizona Diamondbacks (A)
Cade Smith (2021-23)	RHP	New York Yankees (A)
Hunter Stovall (2016-18)	IF	Colorado Rockies (AAA)
Logan Tanner (2020-22)	C	Cincinnati Reds (A)
Andrew Walling (2022)	LHP	Philadelphia Phillies (A+)
RJ Yeager (2022)	IF	St. Louis Cardinals (A+)

Diamond Dawgs Coaching in Professional Baseball

Name (Yrs. at MSU)	Organization	Team (Level)
Travis Chapman (1997-2000)	New York Yankees	New York Yankees (MLB)

Diamond Dawgs Working in Professional Baseball

Name (Yrs. at MSU)	Organization	Role
Jeff Brantley (1982-85)	Cincinnati Reds	Broadcaster
Will Clark (1983-85)	San Francisco Giants	Special Assistant



THE LAST TIME...

- SEC Tournament | % - NCAA Regional | ^ - NCAA Super Regional | \$ - College World Series

A MISSISSIPPI STATE TEAM...

Won 15+ Consecutive Games	17 - February 15-March 8, 2013
Won 10+ Consecutive Games	14 - February 23-March 16, 2019
Won 10+ Consecutive SEC Games	12 - April 30-May 25, 2016
Won 5+ Consecutive SEC Games	5 - April 30-May 8, 2021
Lost 5+ Consecutive Games	7 - April 27-May 12, 2023
Lost 5+ Consecutive SEC Games	7 - April 27-May 12, 2023
Swept a Three-Game Series	Lipscomb; March 10-12, 2023
at Home	Lipscomb; March 10-12, 2023
on The Road	at Alabama; May 20-22, 2021
Swept a Non-Conference Three-Game Series	Lipscomb; March 10-12, 2023
at Home	Lipscomb; March 10-12, 2023
on The Road	at Hawaii-Hilo; 1985
Swept a Three-Game SEC Series	at Alabama; May 20-22, 2021
at Home	Texas A&M; April 30-May 2, 2021
on The Road	at Alabama; May 20-22, 2021
Was Swept in a Three-Game Series	Arkansas, May 5-7, 2023
at Home	Arkansas, May 5-7, 2023
on The Road	at Tennessee, April 27-29, 2023
Was Swept in a Three-Game Non-Conference Series	at Southern Miss; February 16-18, 2018
at Home	Southeastern Louisiana; February 26-28, 2010
on The Road	at Southern Miss; February 16-18, 2018
Was Swept in a Three-Game SEC Series	Arkansas; May 5-7, 2023
at Home	Arkansas; May 5-7, 2023
on The Road	at Tennessee, April 27-29, 2023
Played An Extra-Inning Game	W, 14-13 (10 Innings) - at LSU; May 14, 2023
Won An Extra-Inning Game	W, 14-13 (10 Innings) - at LSU; May 14, 2023
Lost An Extra-Inning Game	L, 6-5 (10 Innings) - at Kentucky, March 17, 2023
Played Consecutive Extra-Inning Games	May 4-5, 2018; at Alabama, W, 14-12 (10 Innings) and L, 3-4 (10 Innings)
Won Consecutive Games in Extra-Inning	May 10-11, 2014; Tennessee, W, 1-0 (10 Innings) and W, 4-3 (12 Innings)
Won on a Walk-Off	W, 10-8 Texas A&M; May 18, 2023
Amani Larry two run home run in the 9th inning	
Won Consecutive Games Via A Walk-Off	April 12 & 14, 2022; UAB, W, 6-5 and Auburn W, 7-6
Kamren James RBI sac fly in the tenth inning (UAB)	
Luke Hancock RBI walk in the ninth inning (Auburn)	

A MISSISSIPPI STATE OFFENSE...

Scored 30+ Runs	.32 - Jackson State; April 29, 1988
Scored 25+ Runs	27 - Alcorn State; April 20, 2010
Scored 20+ Runs	21 - Grambling; April 4, 2023
Scored 15+ Runs	21 - Grambling; April 4, 2023
Scored 10+ Runs In An Inning	.11 - Grambling (1st); April 4, 2023
Scored 9+ Runs In An Inning	.11 - Grambling (1st); April 4, 2023
Scored 8+ Runs In An Inning	8 - Grambling (2nd); April 4, 2023
Had 30+ Hits	30 - Kentucky; April 30, 1989
Had 25+ Hits	.26 - Little Rock; February 28, 1999
Had 20+ Hits	.20 - Missouri; April 29, 2022
Had 20+ Hits in Back-to-Back Games	Auburn (20, 21); March 23-24, 2019
Had 6+ Home Runs	6 - UT Martin; April 5, 2022
Had 5+ Home Runs	6 - UT Martin; April 5, 2022
Hit Back-To-Back Home Runs	6th Inning, Colton Ledbetter (Solo)/Hunter Hines (Solo) - Ole Miss; April 15, 2023
Hit Back-To-Back-To-Back Home Runs	3rd Inning, Kellum Clark(2R HR)/Brad Cumbest (Solo)/RJ Yeager (Solo) - Southern; March 23, 2022
Had 3+ Triples	.3 - Southern Cal; March 14, 2004
Had 8+ Doubles	8 - Auburn; March 24, 2019
Had 7+ Doubles	7 - UAB; April 20, 2021
Had 6+ Doubles	6 - VMI; Feb. 18, 2023
Had 10+ Walks	.14 - Austin Peay; Feb. 21, 2024
Had 9+ Stolen Bases	10 - Arkansas-Pine Bluff; March 18, 2017
Had 8+ Stolen Bases	10 - Arkansas-Pine Bluff; March 18, 2017
Didn't Strikeout in a Game	Grambling; April 4, 2023
Had Two or Fewer Strikeouts	0 - Grambling; April 4, 2023
Was Shut Out	at Georgia (0-11); March 18, 2022
at Home	Long Beach State (0-3); February 18, 2022
on The Road	at Georgia (0-11); March 18, 2022
Back-To-Back Games	Auburn (0-5, 0-4); March 27-28, 2015
Three-Straight Games	vs. Southern Miss (0-3); March 24, 2015 and Auburn (0-5, 0-4); March 27-28, 2015

A MISSISSIPPI STATE DEFENSE...

Turned 5+ Double Plays	5 - San Diego; March 8, 2015
Turned 4+ Double Plays	5 - San Diego; March 8, 2015
Turned 3+ Double Plays	.3 - at LSU; May 14, 2023
Turned A Triple Play	Auburn-Montgomery, March 9, 1991
Had 5+ Errors	5 - at Vanderbilt; March 18, 2011
Had 4+ Errors	4 - vs. Ohio State; March 3, 2023
Threw Out 3 Base Runners	3 - Logan Tanner; Tulane; February 26, 2021



THE LAST TIME...

- SEC Tournament | % - NCAA Regional | ^ - NCAA Super Regional | \$ - College World Series

MISSISSIPPI STATE PITCHING STAFF...

Threw a No-Hitter Jackson Fristoe (6 IP), Landon Sims (1 IP), Mikey Tepper (1 2/3 IP), Cam Tullar (1/3 IP); Kent State, March 7, 2021
Held Opponent To 1 Hit at Texas A&M; May 3, 2019
Held Opponent To 2 Hits Eastern Michigan; March 13, 2021

NOTE: Jacksonville State (5/18/21) had just two hits in a five-inning, rain-shortened game
NOTE: Valparaiso (3/7/23) had just two hits in a seven-inning, run rule game

Struck Out 25+ Batters 26 - at LSU; 1909
Struck Out 20+ Batters 21 - vs. Texas; June 20, 2021 \$
Struck Out 15+ Batters 16 - Air Force; Feb. 18, 2024
Did Not Issue A Walk Austin Peay; Feb. 21, 2024
Shut Out An Opponent vs. Vanderbilt (9-0); June 30, 2021 \$
at Home Eastern Michigan (14-0); March 12, 2021
on The Road at Alabama (7-0); May 21, 2021
Neutral Site Game vs. Vanderbilt (9-0); June 30, 2021 \$
Postseason Game vs. Vanderbilt (9-0); June 30, 2021 \$
Back-To-Back Shutouts 2021 (Kent State, March 7 [13-0]; Grambling, March 9 [10-0] and Louisiana-Lafayette, March 10 [4-0])
Three Straight Shutouts 2021 (Kent State, March 7 [13-0];
Grambling, March 9 [10-0] and Louisiana-Lafayette, March 10 [4-0]; Eastern Michigan, March 12 [14-0])

Four Straight Shutouts 2021 (Kent State, March 7 [13-0];
Grambling, March 9 [10-0] and Louisiana-Lafayette, March 10 [4-0]; Eastern Michigan, March 12 [14-0])

Shut Out An SEC Opponent vs. Vanderbilt (9-0); June 30, 2021 \$
At Home Alabama (6-0); April 12, 2019
On The Road at Alabama (7-0); May 21, 2021
Neutral Site vs. Vanderbilt (9-0); June 30, 2021 \$

A MISSISSIPPI STATE BATTER HAD...

Hit for the Cycle Brad Freeman; South Alabama, February 17, 1998
Walk-Off Hit Amani Larry (2R-HR); Texas A&M, May 18, 2023
8+ At-Bats 8 - Jordan Westburg, Tanner Allen & Rowdey Jordan vs. LSU, May 22, 2019 #
6+ Hits 6 - Adam Frazier; at Virginia, June 8, 2013
5+ Hits 5 - Tanner Allen; South Carolina, May 16, 2019
4+ Hits 4 - David Mershon; at LSU, May 14, 2023
2+ Hits In An Inning Hunter Hines (HR, 1B; 1st Inning); Grambling, April 4, 2023
5+ Runs 5 - Jon Knott; Little Rock, February 28, 1999
4+ Runs 4 - Colton Ledbetter; Arkansas State, March 21, 2023
3+ Doubles 3 - Justin Foscue; Georgia, April 26, 2019
2+ Triples 2 - C.T. Bradford; at Arizona, March 9, 2014
3+ Home Runs 3 - Ross Highfill; Lipscomb, March 11, 2023
2+ Home Runs 2 - Amani Larry; Texas A&M, May 18, 2023
Inside-The-Park Home Run Cody Brown; vs. Kentucky, April 7, 2017
Pinch Hit Home Run Connor Hujak; Lipscomb, March 11, 2023
Leadoff Home Run (Top or bottom of 1st inning) Amani Larry (Bottom 1st); Austin Peay, Feb. 21, 2024
Walk-Off Home Run Amani Larry (2R-HR); Texas A&M, May 18, 2023
Hit a Grand Slam Slate Alford; Grambling, April 4, 2023
Multiple Grand Slams Never
A Pinch-Hit Grand Slam Never
10+ RBIs 11 - Jason Nappi; at UAB, March 18, 2008
9+ RBIs 9 - Ryan Duffy; vs. Jackson State, April 6, 2010
8+ RBIs 8 - Brent Rooker; vs. Indiana State, February 24, 2017
7+ RBIs 7 - Kellum Clark vs. Princeton, March 11, 2022
10+ Total Bases 10 - Amani Larry; Texas A&M, May 18, 2023
4+ Walks 4 - Hunter Hines; Texas A&M, May 19, 2023
3+ Walks 3 - Bryce Chance & Nate Chester; Austin Peay, Feb. 21, 2024
4+ Stolen Bases 4 - Derrick Armstrong; vs. Michigan State, March 1, 2014
3+ Stolen Bases 3 - Amani Larry; Nicholls, March 14, 2023
Stole Home Connor Hujak; Samford, March 28, 2023
4+ Hit By Pitches 4 - Rowdey Jordan; at Auburn, April 11, 2021
3+ Hit By Pitches 4 - Rowdey Jordan; at Auburn, April 11, 2021

A MISSISSIPPI STATE PITCHER HAD...

A Perfect Game J.T. Peatross; Mississippi College (1-0), 1918
A No-Hitter Jackson Fristoe (6 IP), Landon Sims (1 IP), Mikey Tepper (1 2/3 IP), Cam Tullar (1/3 IP); Kent State, March 7, 2021
A Complete Game No-Hitter Gene Morgan (7 IP); at Hawaii-Hilo (2-0), April 6, 1985
A Complete Game (9 Inn.) Jacob Billingsley; at Southern Miss (8-1), June 6, 2017 %
A Complete Game (7 Inn.) JT Ginn; at Texas A&M-1 (0-1), May 4, 2019
Complete-Game 1-Hitter Unknown
Complete-Game 2-Hitter Ricky Bowen; vs. Ole Miss, March 16, 2008
Consecutive Complete Games Dakota Hudson; 2016 (at Auburn (4-0), May 13 and Arkansas (7-0), May 19)
A Complete-Game Shutout Dakota Hudson; vs. Arkansas (7-0), May 19, 2016
at Home Dakota Hudson; vs. Arkansas (7-0), May 19, 2016
on The Road Dakota Hudson; at Auburn (4-0), May 13, 2016
SEC Game Dakota Hudson; vs. Arkansas (7-0), May 19, 2016
as a Freshman Scott Tanksley; vs. Mississippi College (6-0), April 20, 1993
Postseason Game B.J. Wallace; vs. Nicholls State (1-0), May 21, 1992 %
17+ Strikeouts 17 - Chris Stratton; at LSU, March 16, 2012
15+ Strikeouts 15 - Will Bednar; vs. Texas, June 20, 2021 \$
10+ Strikeouts 11 - Khal Stephen; Air Force, Feb. 17, 2024
Recorded Two Saves In One Day Trevor Fitts; vs. Marshall and Alabama A&M, February 22, 2015

2024 HONORS TRACKER

Dakota Jordan, OF

D1Baseball 2024 MLB Draft Top 100 Prospects (No. 16)
Baseball America 2024 Top 100 Draft Prospects (No. 41)
Perfect Game Top 300 2024 Draft Board (No. 31)
Perfect Game Top 100 Sophomores (No. 9)
Baseball America 2024 Preseason All-American (Third Team)
D1 Baseball Top 100 Outfielders (No. 18)
Preseason All-SEC Outfielder (Second Team)
Gold Spikes Preseason Award Watch List

Hunter Hines, IF/OF

D1Baseball 2024 MLB Draft Top 100 Prospects (No. 82)
Perfect Game Preseason All-American (Third Team)
Perfect Game Top 300 2024 Draft Board (No. 104)
Perfect Game Top 100 Juniors (No. 47)
D1 Baseball Top 50 First Basemen (No. 8)

Nate Dohm, RHP

D1Baseball 2024 MLB Draft Top 100 Prospects (No. 65)
Perfect Game Top 300 2024 Draft Board (No. 198)
Perfect Game Top 100 Juniors (No. 89)
D1 Baseball Top 150 Starting Pitchers (No. 45)

Jurrangelo Cijntje, BHP

Perfect Game Top 300 2024 Draft Board (No. 171)
Perfect Game Top 100 Sophomores (No. 75)
D1 Baseball Top 150 Starting Pitchers (No. 56)

Colby Holcombe, RHP

Perfect Game Top 300 2024 Draft Board (No. 239)
D1 Baseball Top 150 Starting Pitchers (No. 136)

Amani Larry, IF

D1 Baseball Top 50 Second Baseman (No. 10)

Bradley Loftin, LHP

Perfect Game Top 100 Sophomores (No. 46)

Karson Ligon, RHP

D1Baseball Top 100 Impact Transfers (No. 27)

Khal Stephen, RHP

D1Baseball Top 100 Impact Transfers (No. 53)
Golden Spikes Award Performance of the Week (Feb. 21)

Cam Schuelke, RHP

D1Baseball Top 100 Impact Transfers (No. 75)

Logan Kohler, IF

D1Baseball Top 100 Impact Transfers (No. 95)
D1 Baseball Top 50 Third Basemen (No. 30)

Dylan Cupp, IF

Perfect Game Top 75 Freshmen (No. 46)

Mikhai Grant, RHP

Perfect Game Top 75 Freshmen (No. 50)

Luke Dotson, IF/LHP

Perfect Game Top 75 Freshmen (No. 69)

Nolan Stevens, IF/OF/LHP

Perfect Game Top 75 Freshmen (No. 71)



2024 HOME RUN TRACKER

No.	Player	Game	Date	Opponent	Pitcher	On Base	Inn.	Outs	Count	Score	Final
1	Dakota Jordan	1	Feb. 16	Air Force	Shim	0	5	0	1-0	2-4	8-4
2	Bryce Chance	1	Feb. 16	Air Force	Moats	1	7	1	2-0	3-4	8-4
3	Dakota Jordan	3	Feb. 18	Air Force	Estridge	1	6	0	1-1	7-2	10-2
4	Amani Larry*	5	Feb. 21	Austin Peay	Holt	0	1	0	3-1	0-0	10-13

* - leadoff homerun

2024 HOW IT WAS WON

Below is a chart representing how the eventual game-winning run was recorded for Mississippi State in 2024

Gm	Opponent	Final	Player	Inn.	Outs	Play	Score at Time
1.	Air Force	8-4	Bryce Chance	7	1	Home Run	3-4
2.	Air Force	10-2	Hunter Hines	5	1	Single	2-2

SERIES STATS

BATTING

	AVG	AB	R	H	RBI	2B	3B	HR	BB	K
Air Force	.297	101	20	30	16	8	1	3	13	20
Austin Peay	.164	61	12	10	12	1	0	1	19	17
Georgia Southern										
Jackson State										
Mount St. Mary's										
vs. Southern Miss										
Evansville										
vs. South Alabama										
vs. New Orleans										
LSU										
Memphis										
at Texas A&M										
at Samford										
at Florida										
Central Arkansas										
Georgia										
UAB										
at Ole Miss										
Alcorn State										
Auburn										
at Memphis										
at Vanderbilt										
vs. Ole Miss										
Alabama										
at Arkansas										
North Alabama										
Missouri										

PITCHING

	ERA	W-L	SV	IP	H	R	ER	BB	SO	2B	3B	HR	B/AVG
Air Force	2.33	2-1	1	27.0	20	9	7	9	36	5	0	2	.206
Austin Peay	8.00	0-2	0	18.0	24	16	16	5	22	4	0	4	.333
Georgia Southern													
Jackson State													
Mount St. Mary's													
vs. Southern Miss													
Evansville													
vs. South Alabama													
vs. New Orleans													
LSU													
Memphis													
at Texas A&M													
at Samford													
at Florida													
Central Arkansas													
Georgia													
UAB													
at Ole Miss													
Alcorn State													
Auburn													
at Memphis													
at Vanderbilt													
vs. Ole Miss													
Alabama													
at Arkansas													
North Alabama													
Missouri													

BIG INNING FOR MISSISSIPPI STATE

Opponent	Date	Inn.	Runs	Res.
Air Force	Feb. 18	5	5	W, 10-2
Austin Peay	Feb. 21	1	5	L, 13-10

Big inning = 5 or more runs

BIG INNING FOR OPPONENTS

Opponent	Date	Inn.	Runs	Res.
----------	------	------	------	------

Big inning = 5 or more runs



PITCHING STATS

PITCHING (STARTERS)

Date	Opp.	IP	H	R	ER	BB	K
2/16	Air Force	4.0	6	2	1	2	4
2/17	Air Force	7.0	3	1	1	0	11
2/18	Air Force	4.0	2	1	1	2	8
2/20	Austin Peay	2.0	3	1	1	0	4
2/21	Austin Peay	2.2	4	4	4	3	1
2/23	Georgia Southern						
2/24	Georgia Southern						
2/25	Georgia Southern						
2/27	Jackson State						
2/29	Mount St. Mary's						
3/1	Mount St. Mary's						
3/2	Mount St. Mary's						
3/5	vs. Southern Miss (1)						
3/8	Evansville						
3/9	Evansville						
3/10	Evansville						
3/12	vs. South Alabama (2)						
3/13	vs. New Orleans (2)						
3/15	LSU*						
3/16	LSU*						
3/17	LSU*						
3/19	Memphis						
3/22	at Texas A&M*						
3/23	at Texas A&M*						
3/24	at Texas A&M*						
3/26	at Samford						
3/29	at Florida*						
3/30	at Florida*						
3/31	at Florida*						
4/2	Central Arkansas						
4/5	Georgia*						
4/6	Georgia*						
4/7	Georgia*						
4/9	UAB						
4/12	at Ole Miss*						
4/13	at Ole Miss*						
4/14	at Ole Miss*						
4/16	Alcorn State						
4/19	Auburn*						
4/20	Auburn*						
4/21	Auburn*						
4/23	at Memphis						
4/26	at Vanderbilt*						
4/27	at Vanderbilt*						
4/28	at Vanderbilt*						
4/30	vs. Ole Miss (1)						
5/3	Alabama*						
5/4	Alabama*						
5/5	Alabama*						
5/10	at Arkansas*						
5/11	at Arkansas*						
5/12	at Arkansas*						
5/14	North Alabama						
5/16	Missouri*						
5/17	Missouri*						
5/18	Missouri*						
2024	Totals	19.2	18	9	8	7	38

* - Southeastern Conference game

(1) - Trustmark Park; Pearl, Miss. | (2) - MGM Park; Biloxi, Miss.

SEC SWEEPS

MSU at HOME VS.

Alabama	April 12-14, 2019
Arkansas	April 20-21, 2018
Auburn	March 25-27, 2011
Florida	May 17-19, 2018
Georgia	April 26-28, 2019
Kentucky	April 1-3, 2021
LSU	April 20-21, 1985
Ole Miss	May 18-19, 2002
Missouri	May 5-7, 2016
South Carolina	Never
Tennessee	March 24-26, 2017
Texas A&M	April 30-May 1, 2021
Vanderbilt	March 11-12, 2000

MSU ON THE ROAD VS.

Alabama	May 20-22, 2021
Arkansas	March 21-23, 2003
Auburn	April 9-11, 2021
Florida	Never
Georgia	March 28-30, 1997
Kentucky	April 1-3, 1994
LSU	April 18-19, 1981
Missouri	April 18-20, 2014
Ole Miss	May 10-12, 2019
South Carolina	Never
Tennessee	May 6-8, 2011
Texas A&M	April 12-14, 2013
Vanderbilt	April 20-21, 1991

* - Southeastern Conference game

(1) - Trustmark Park; Pearl, Miss. | (2) - MGM Park; Biloxi, Miss.



SEC UPDATE

Standings

Western Division										
	SEC	Pct.	GB	Division	Overall	Pct.	Home	Away	Neutral	L10
Alabama	0-0	--	--	--	5-0	1.000	5-0	0-0	0-0	5-0
Auburn	0-0	--	--	--	4-0	1.000	4-0	0-0	0-0	4-0
LSU	0-0	--	--	--	4-0	1.000	4-0	0-0	0-0	4-0
Texas A&M	0-0	--	--	--	4-0	1.000	4-0	0-0	0-0	4-0
Arkansas	0-0	--	--	--	3-1	.750	3-1	0-0	0-0	3-1
Mississippi State	0-0	--	--	--	2-3	.400	2-3	0-0	0-0	2-3
Ole Miss	0-0	--	--	--	2-3	.400	0-1	2-2	0-0	2-3

Eastern Division										
	SEC	Pct.	GB	Division	Overall	Pct.	Home	Away	Neutral	L10
South Carolina	0-0	--	--	--	5-0	1.000	5-0	0-0	0-0	5-0
Georgia	0-0	--	--	--	4-0	1.000	3-0	1-0	0-0	4-0
Kentucky	0-0	--	--	--	4-0	1.000	1-0	3-0	0-0	4-0
Tennessee	0-0	--	--	--	4-1	.800	2-0	0-0	2-1	4-1
Florida	0-0	--	--	--	2-1	.667	1-1	1-0	0-0	2-1
Missouri	0-0	--	--	--	2-1	.667	0-0	2-1	0-0	2-1
Vanderbilt	0-0	--	--	--	3-2	.600	3-2	0-0	0-0	3-2

Schedule/Results

all times central

FRIDAY, FEB. 23

Northern Kentucky at Georgia	2 p.m. [SECN+]
Kentucky vs. Washington State	2 p.m. [D1 Baseball]
Stony Brook at LSU	2 p.m. [SECN+]
Belmont at South Carolina	3 p.m. [SECN+]
Albany at Tennessee	3:30 p.m. [SECN+]
Valparaiso at Alabama	4 p.m. [SECN+]
High Point at Ole Miss	4 p.m. [SECN+]
Georgia Southern at Mississippi State	4 p.m. [SECN+]
Gonzaga at Vanderbilt	4:30 p.m. [SECN+]
Auburn vs. Iowa	5 p.m. [D1 Baseball]
Columbia at Florida	5:30 p.m. [SECN+]
Wagner at Texas A&M	6 p.m. [SECN+]
Arkansas vs. Oregon State	7 p.m. [FloBaseball]
Missouri at San Diego State	9 p.m.

Wagner at Texas A&M	2 p.m. [SECN+]
Gonzaga at Vanderbilt	2 p.m. [SECN+]
Kentucky vs. Texas State	4 p.m. [D1 Baseball]
Missouri at UC San Diego [DH]	4 p.m. [ESPN+]
Columbia at Florida	5 p.m. [SECN+]
Arkansas vs. Oklahoma State	7 p.m. [FloBaseball]

SUNDAY, FEB. 23

Columbia at Florida	10 a.m. [SECN+]
Northern Kentucky at Georgia	12 p.m. [SECN+]
Kentucky vs. Kansas	12 p.m. [D1 Baseball]
Albany at Tennessee	12 p.m. [SECN+]
Belmont at South Carolina	12:30 p.m. [SECN+]
Valparaiso at Alabama	1 p.m. [SECN+]
Arkansas vs. Michigan	1 p.m. [FloBaseball]
Stony Brook at LSU	1 p.m. [SECN+]
Georgia Southern at Mississippi State	1 p.m. [SECN+]
Wagner at Texas A&M	1 p.m. [SECN+]
Gonzaga at Vanderbilt	1 p.m. [SECN+]
High Point at Ole Miss	1:30 p.m. [SECN+]
Auburn vs. Virginia	3 p.m. [D1 Baseball]

SATURDAY, FEB. 22	
Auburn vs. Wichita State	11 a.m. [D1 Baseball]
High Point at Ole Miss	12 p.m. [SECN+]
Northern Kentucky at Georgia	1 p.m. [SECN+]
Northern Illinois at LSU	1 p.m. [SECN+]
Belmont at South Carolina	1 p.m. [SECN+]
Albany at Tennessee	1 p.m. [SECN+]
Valparaiso at Alabama	2 p.m. [SECN+]
Georgia Southern at Mississippi State	2 p.m. [SECN+]

WEEK-BY-WEEK POLLS

Week	BA	D1	BW	PG	USA	RPI
Preseason	NR	NR	RV	NR	NR	--
Week 1	NR	NR	RV	NR	--	--

BA - Baseball America, D1 - D1Baseball, BW - National Collegiate Baseball Writers Association, PG - Perfect Game, USA - USA Today Coaches Poll, RPI - NCAA RPI

(--) - No poll/RPI released by the publication.

IN THE POLLS

Baseball America		D1Baseball		NCBWA		Perfect Game		USA Today/Coaches	
1. Wake Forest	3-0	1. Wake Forest	3-0	1. Wake Forest	3-0	1. Wake Forest	3-0	1. Wake Forest	0-0
2. LSU	3-0	2. Arkansas	2-1	2. LSU	3-0	2. Arkansas	2-1	2. LSU	0-0
3. Arkansas	2-1	3. LSU	3-0	3. TCU	3-0	3. LSU	3-0	3. Florida	0-0
4. Oregon State	3-0	4. Florida	0-1	4. Oregon State	3-0	4. Texas A&M	3-0	4. Arkansas	0-0
5. Florida	0-1	5. TCU	3-0	5. Arkansas	2-1	5. TCU	3-0	5. TCU	0-0
6. TCU	3-0	6. Vanderbilt	2-1	6. Florida	0-1	6. Florida	0-1	6. Vanderbilt	0-0
7. Vanderbilt	2-1	7. Oregon State	3-0	7. Tennessee	2-1	7. Vanderbilt	2-1	7. Oregon State	0-0
8. Tennessee	2-1	8. Texas A&M	3-0	8. Clemson	3-0	8. Oregon State	3-0	8. Tennessee	0-0
9. Clemson	3-0	9. Tennessee	2-1	9. Texas A&M	3-0	9. Texas	2-1	9. Clemson	0-0
10. Virginia	3-0	10. Clemson	3-0	10. Vanderbilt	2-1	10. Virginia	3-0	10. Texas A&M	0-0
11. Texas A&M	3-0	11. East Carolina	3-0	11. Virginia	3-0	11. Tennessee	2-1	11. Virginia	0-0
12. South Carolina	3-0	12. Duke	3-0	12. Duke	3-0	12. South Carolina	3-0	12. East Carolina	0-0
13. Duke	3-0	13. NC State	2-1	13. East Carolina	3-0	13. North Carolina	3-0	13. Texas	0-0
14. Texas	2-1	14. Virginia	3-0	14. North Carolina	3-0	14. Auburn	3-0	14. Duke	0-0
15. East Carolina	3-0	15. North Carolina	3-0	15. Texas	2-1	15. East Carolina	3-0	15. North Carolina	0-0
16. North Carolina	3-0	16. Texas	2-1	16. South Carolina	3-0	16. UCLA	3-0	16. NC State	0-0
17. Texas Tech	2-1	17. Alabama	3-0	17. NC State	2-1	17. Duke	3-0	17. Alabama	0-0
18. Iowa	2-1	18. Iowa	2-1	18. Alabama	3-0	18. Clemson	3-0	t-18. UC Santa Barbara	0-0
19. NC State	2-1	19. Texas Tech	2-1	19. UCLA	3-0	19. Iowa	2-1	t-18. Coastal Carolina	0-0
20. Auburn	3-0	20. UCLA	3-0	20. Texas Tech	2-1	20. NC State	2-1	20. Iowa	0-0
21. UC Irvine	3-0	21. South Carolina	3-0	21. Iowa	2-1	21. Kansas State	2-1	21. South Carolina	0-0
22. Indiana	2-1	22. UC Santa Barbara	1-2	22. Auburn	3-0	22. Cal State Fullerton	2-1	22. Texas Tech	0-0
23. Coastal Carolina	1-2	23. Indiana	2-1	23. Stanford	1-2	23. Stanford	1-2	23. Stanford	0-0
24. UCLA	3-0	24. Kansas State	2-1	24. Kentucky	3-0	24. Dallas Baptist	3-0	24. UCLA	0-0
25. Dallas Baptist	3-0	25. Coastal Carolina	1-2	25. Dallas Baptist	3-0	25. Alabama	3-0	25. Northeastern	0-0

2024 Scheduled Opponents in Bold



HEAD COACH CHRIS LEMONIS

Since arriving in Starkville, Chris Lemonis has guided the Bulldogs to unparalleled success, including capturing Mississippi State's first national championship in 2021. He is the first Division I head coach to reach the College World Series in his first two full seasons as head coach of a program in the Super Regional era (since 1999).

In five seasons at MSU, Lemonis has compiled a 167-93 record (.642 winning percentage) and taken his program to two College World Series appearances. In his first two complete seasons at the helm of the Bulldogs, Lemonis has won 50-plus games, posting a 52-15 record in 2019 and a 50-18 mark in 2021. Lemonis notched his 100th win at MSU in his first 130 games. He is the fastest head coach in program history to reach the 100-win mark.

Lemonis led Mississippi State to its first-ever national championship in 2021 and was named the National Coach of the Year by Baseball America following a 50-18 campaign and an impressive 10-3 showing in the NCAA Tournament. He became the fourth person picked as Baseball America's National Coach of the Year as both an assistant and head coach.

The 18th head coach in the program's storied history, a journey of nearly 40 years came full circle when he was introduced on June 25, 2018, on Adkerson Plaza inside Dudy Noble Field. The son of a 1973 State graduate, Lemonis resided in Starkville as a child and now leads one of the perennial powerhouses in college baseball.

In 2023, Lemonis saw freshman outfielder Dakota Jordan earn Freshman All-American honors by Perfect Game. Awards continued to roll in as Hunter Hines and Colton Ledbetter earned ABCA All-Region honors. Hines also picked up First Team All-SEC honors, and Jordan was named to the All-SEC Freshman team. During the season, the Dawgs hit the fourth most homers in program history with 91, and freshman Ross Highfill became the first player since 2017 to hit three homers in a single game.

Following the 2022 season, Lemonis and the Bulldogs had six players drafted in the MLB Draft, increasing his total to 25 during his time in Starkville. He has extended his streak of having a first-round pick drafted as Landon Sims went early in the 2022 MLB Draft. Not only did the Bulldogs have success in the MLB Draft, but RJ Yeager was named Third Team All-American by the ABCA, NCBWA and Collegiate Baseball Newspapers. Hunter Hines earned Freshman All-American honors by Collegiate Baseball, NCBWA and D1 Baseball.

In 2021, the Bulldogs had five players drafted from their national championship squad, while a total of 19 players have been drafted by Major League Baseball during Lemonis' time in Starkville, including at least one first rounder in each year of his tenure. For the second straight full season, the Mississippi State baseball program saw a pair of student-athletes honored as All-Americans by the American Baseball Coaches Association in Tanner Allen and Landon Sims.

In his first season at the helm of the Diamond Dawgs, Lemonis became the winningest first-year head coach in SEC history and in the process led the 2019 edition to the second-most victories in program history at 52 (54; 1989). The 40 victories over MSU's first 50 games marked the third-most in the first 50 games of a season in program history and set the tone for State's second-straight trip to the College World Series.

Lemonis became one of just three SEC head coaches to advance to the College World Series in their inaugural season in the conference, joining Jake Gibbs (Ole Miss, 1972) and fellow Diamond Dawg skipper Pat McMahon (Mississippi State, 1998).

Four Diamond Dawgs earned All-American honors during Lemonis' first season, while left-handed pitcher Ethan Small was tabbed National Pitcher of the Year (College Baseball Foundation; American Baseball Coaches Association) and right-handed pitcher JT Ginn earned the National Freshman of the Year honor (Collegiate Baseball, Perfect Game). Ginn and Small each earned specialty awards from the SEC, as well, grabbing the conference's Freshman and Pitcher of the Year, respectively.

A school-record-tying 11 Diamond Dawgs heard their names called in the 2019 Major League Baseball First Year Player Draft, including three taken in the first 10 rounds. Small became the 15th Diamond Dawg taken in the first round of the MLB Draft, while SEC career hits leader Jake Mangum (4th; New York Mets) and

Colby White (6th; Tampa Bay) each went in the first 10 rounds. The 11 selections were No. 3 nationally in 2019.

Owning a head coaching record of 308-184-2, Lemonis was also a part of nearly 800 wins as an assistant coach and three trips to the College World Series. During his time at Indiana, Lemonis' teams averaged 35.3 wins per season, including a 40-win campaign during his final season in Bloomington. He averaged 39.2 victories per year during his career in an assistant role (784 wins), bolstered by a 44.9 wins-per-season average at Louisville. The Cardinals were college baseball's winningest program during that eight-year span and made the program's first three trips to Omaha.

Lemonis not only understands what it takes to get to Omaha as a coach but also as a player. A 1992 graduate of The Citadel, Lemonis added a 1990 appearance in the College World Series as a student-athlete. The appearance makes the Bulldogs one of just three schools in Southern Conference history and only current member of the conference to advance to Omaha.

One of the top recruiters and player development coaches in the country, Lemonis has seen success at every coaching stop. After helping his alma mater, The Citadel, to five NCAA Regional appearances in 12 seasons as an assistant coach, Lemonis joined college teammate Dan McDonald's staff at Louisville and quickly turned the Cardinals into an Omaha contender.

After helping Louisville to seven postseason berths in eight years, the 2013 American Baseball Coaches Association/Baseball America Assistant Coach of the Year headed to Indiana to take his first head coaching job with the Hoosier program in 2015.

In each of his head coaching stops, Lemonis has led his team to the NCAA postseason in his first season at the helm. He helped the Hoosiers into the NCAA Tournament field during his initial season in Bloomington, before he guided Mississippi State to the College World Series in 2019 – his first season in Starkville.

Overall, Lemonis enters his 29th season as a collegiate coach in 2023, making two College World Series appearance as a head coach, taking three trips to Omaha as an assistant, earning 17 NCAA tournament berths and aiding in five 50-win seasons. His pupils have earned 35 All-America honors, 18 Freshman All-America laurels and 94 have signed professional baseball contracts, with 18 getting the call up to Major League Baseball.

Widely regarded as one of the elite recruiters and developers of talent in all of college baseball, a total of 100 student-athletes have been selected in the Major League Baseball Draft under Lemonis' watch, with 18 of those reaching the highest level of professional baseball.

Since arriving at Louisville for the 2006-07 academic year, Lemonis has been a part of 14 nationally ranked recruiting classes, including his first three classes at Mississippi State. His initial Diamond Dawgs recruiting class was tabbed as the No. 12 class nationally by Baseball America and Perfect Game, while it earned the No. 9 ranking from Collegiate Baseball Newspaper. In 2019, he and his staff brought in another top-10 ranked class, finishing as high as No. 6 by Baseball America.

Over his first four seasons in Starkville, Lemonis has tutored 20 picks in the MLB First Year Player Draft, including four first rounders and two second rounders. Sixteen of Lemonis' Indiana players were taken in the MLB Draft in his final four years in Bloomington and 14 signed professional contracts. He also recruited and coached nine of the Hoosier's school-record 10 MLB Draft choices in 2019.

Along with the second-most single-season victories (52) during the 2019 season, his team also posted the second-best 20-, 30- and 40-game starts (18-2, 25-5, 32-8) in program history. He joined Pat McMahon as the only two Diamond Dawg dugout bosses to lead the program to the College World Series in their initial campaign and his 52 wins were the most by a first-year SEC head coach in the conference's history.

Lemonis and his wife, the former Jill MacEldowney, have two daughters, Marissa and Mackenzie. The Myrtle Beach, South Carolina native earned his Bachelor of Science in physical education from The Citadel in 1992 and received his Master of Arts in sport management in 1994.

He is also no stranger to Starkville, as he resided on campus as a newborn during his father's time as a student at State. His father, Thomas, was a 1973 Mississippi State graduate with a degree in electrical engineering.

THE LEMONIS FILE

Personal

Hometown: Myrtle Beach, South Carolina
Wife: Jill
Children: Marissa & Mackenzie
College: The Citadel, 1992

Coaching Career

2019-Present: Mississippi State Head Coach
2015-18: Indiana Head Coach
2007-14: Louisville Assistant Coach
2003-06: The Citadel Associate Head Coach
1995-2002: The Citadel Assistant Coach

Lemonis Year-by-Year

As a Head Coach

Yr.	School	Record	Postseason
2015	Indiana	35-24	NCAA Regional
2016	Indiana	32-24	--
2017	Indiana	34-24-2	NCAA Regional
2018	Indiana	40-19	NCAA Regional
2019	Mississippi State	52-15	College World Series
2020	Mississippi State	12-4	--
2021	Mississippi State	50-18	National Champions
2022	Mississippi State	26-30	--
2023	Mississippi State	27-26	--
2024	Mississippi State	2-3	--
Totals	10th season	310-187-2	

2021 National Champions

Five NCAA Regionals

Two NCAA Super Regionals

Two NCAA College World Series

** No postseason due to COVID-19

As an Assistant Coach

1995	The Citadel	39-21	NCAA Regional
1996	The Citadel	33-26	--
1997	The Citadel	37-21	--
1998	The Citadel	37-24	NCAA Regional
1999	The Citadel	41-20	NCAA Regional
2000	The Citadel	39-20	--
2001	The Citadel	38-24	NCAA Regional
2002	The Citadel	31-26	--
2003	The Citadel	32-25	--
2004	The Citadel	39-28	NCAA Regional
2005	The Citadel	25-34	--
2006	The Citadel	34-27	--
2007	Louisville	47-24	College World Series
2008	Louisville	41-21	NCAA Regional
2009	Louisville	47-18	NCAA Super Regional
2010	Louisville	50-14	NCAA Regional
2011	Louisville	32-29	--
2012	Louisville	41-22	NCAA Regional
2013	Louisville	51-14	College World Series
2014	Louisville	50-17	College World Series
Totals	20 Seasons	784-455	

12 NCAA Regionals

Four NCAA Super Regionals

Three College World Series



DUDY NOBLE FIELD

BIOGRAPHY

The largest on-campus facility in college baseball, Dudy Noble Field will see the 58th season of Mississippi State baseball at its current site in 2024. With over 1,700 games played at the venue, the Diamond Dawgs have a .725 winning percentage at the facility, which received a \$68-million upgrade prior to the 2019 season.

The field is named in honor of longtime MSU baseball coach, athletics director and ABCA Hall of Famer Clarke Randolph "Dudy" Noble. On April 27, 1998 the facility was renamed Dudy Noble Field, Polk-DeMent Stadium, honoring another ABCA Hall of Famer, former Bulldog skipper Ron Polk, and the late Gordon DeMent, a successful businessman and longtime fan of the Diamond Dawgs from Indianola, Mississippi.

The Origin

From 1929 until 1964, Mississippi State hosted its baseball games at the original on-campus venue, Hardy Field, which was located several hundred yards to the south of the Bulldogs' home football venue, Davis Wade Stadium at Scott Field. The baseball field was closed following the 1964 season to make way for the construction of Dorman Hall and for the next two seasons the Diamond Dawgs played their home games at Redbird Park in Columbus, Mississippi, capturing SEC titles both seasons at their temporary home.

The tin-roofed grandstand and 2,000-seat bleachers from the original Dudy Noble Field were transported to the stadium's present site, which became playable for the 1967 season. Since that time, facility enhancements have followed at a steady pace to make the "Carnegie Hall of College Baseball" one of the finest all-around facilities on the road to Omaha. Among with numerous upgrades, the current site has seen two complete demolitions and reconstructions, the latest occurring during a three-year span from 2017-2019 and opening prior to the start of the 2019 campaign.

Leading the Attendance Boom

With a laundry list of legendary names on its all-time roster, it comes as no surprise that Mississippi State ranks among the nation's attendance leader's year in and year out. The Dudy Noble Field faithful have sold out the reserved seating allotment every season since 1987.

Along with routinely hosting some of the largest crowds in the SEC, 11 of the last 13 three-day Super Bulldog Weekend series have drawn more than 25,000 fans.

MSU eclipsed the 200,000 mark in paid attendance at Dudy Noble Field for six-straight seasons between 2012-17, marking the first such occurrence in the program's history. Over the past two seasons, MSU has eclipsed the 300,000 mark in paid attendance, which had never been done before in back-to-back seasons. In 2013, the Diamond Dawgs' five-millionth fan walked through the turnstiles at Dudy Noble Field. Since home attendance figures were charted starting in 1976, the "Carnegie Hall of College Baseball" has seen 7,616,815 fans rush through the gates.

In 23 of the last 24 seasons, Mississippi State has averaged 6,000 fans per game, including a record average of 11,094 during the 2023 campaign, the second-best mark in the nation. Overall, State has eclipsed the 200,000-fan mark 15 times since 2002, with a school-record 373,784 viewing the 2019 home schedule.

Of the top 25 all-time college baseball on-campus attendances, Dudy Noble Field finds itself on the list 23 times, most notably owning the all-time on-campus attendance record of 16,423 on April 15, 2023. The Bulldogs own 14 of the top 15 marks and 19 of the top 20 marks, in NCAA on-campus history and are the only NCAA baseball program to boast on-campus attendances of 14,000 or more. The five largest NCAA Super Regional crowds have all assembled in Starkville, Mississippi, as well.

From April 14-16, 2023, the Bulldog faithful flooded the gates at Dudy Noble Field to the tune of 43,986 fans for a three-game series versus Ole Miss. The nearly 44,000 fans on the weekend set an NCAA on-campus attendance record for a three-game series.

Dudy Noble Field has ushered in crowds of 10,000 or better 106 times, including 2007 NCAA Super Regional-record draws of 13,715 and 12,620 for nationally-televised, late-morning games against Clemson. In 2019, the first season of the "New Dude," the Diamond Dawgs garnered crowds of 10,000-plus a school-record 10 times.

Mississippi State has hosted 26 postseason events at the facility, including three NCAA District III Tournaments (1973-75), five SEC tournaments (1979, 81, 83, 88 & 95), 16 NCAA Regionals (1979, 84-85, 87-89, 90, 92, 97, 2000, 03, 13, 16, 19 & 21) and four NCAA Super Regionals (2007, 16, 19 & 21).

The Left Field Lounge™

The aura of Mississippi State baseball at Dudy Noble Field is certainly not confined to the loyal legions in the impressive grandstand, pro-style luxury sky suites or luxurious Left Field Loufts.

In fact, some of the more highly-prized seats at Bulldog baseball games are found beyond the outfield fence in the Left Field Lounge™. Waiting lists greet those seeking to purchase one of the 96 outfield lounges in the iconic two-level outfield tailgate.

Once a colorful assortment of pickup trucks, motor homes, and trailers — most equipped with barbecue grills — lined the outfield fence, completing a circle of humanity at Dudy Noble Field. Now, the permanent lounge spaces are connected to the concourse, allowing everyone to stroll through and experience the iconic lounge culture.

What began in the late 1960s as a popular gathering spot for baseball-loving MSU supporters now forms college baseball's largest tailgate party.

The "New Dude"

The second demolition at the current site occurred following the 2017 season and the \$68 million facility opened its gates for the 2019 campaign. Architect Wier Boerner Allin, along with consultants Populous and famed stadium architect/State alum Janet Marie Smith designed the project, while construction manager ICM and general contractor JESCO Construction, Inc. oversaw the construction.

Covering 12 acres of land on the Mississippi State University campus, the 230,000 square foot facility carries on Dudy Noble Field's legacy as the "Carnegie Hall of College Baseball." Installation of the second largest scoreboard in college baseball, measuring 43 feet wide by 60 feet high, started the project in 2017. The board, which was the largest in college baseball upon installation, is larger than boards owned by three Major League Baseball teams. The addition of 96 permanent Left Field Lounge rigs encircling the outfield followed during the fall of 2018.

The concourse and lower-level grandstands were in place for the 2018 season, with the Diamond Suites, upper-deck reserved seating area and three unique club areas — Farm Bureau Triple Crown Club, Charlie and Dana Stephenson Omaha Club and The Rooftop Club — were completed prior to the 2019 campaign. The newest version of Dudy Noble Field also features increased restroom facilities and concession points of sale.

The player spaces also received an upgrade, expanding to cover 18,000 square feet underneath the facility. The fully-equipped Bruce and Julie Martin Locker Room includes an embedded equipment room, houses 40 wooden lockers and features an oversized, dimensional halo-lit '85 Script Mississippi State sign suspended overhead in the middle of the room.

The more spacious locker room includes an attached training room with whirlpool and fully-functional fueling station. The Mitch Moreland Hitting Tunnel, which is equipped with HitTrax, and Turner & Gloria Wingo Team Lounge are easily accessed from the home dugout, with the eye-popping player entrance and Hassell H. Franklin Omaha Room greeting players as they enter the facility. The Pat McMahon Pitching Lab is also housed under the stadium, featuring arm care and conditioning equipment, one oversized turfed mound with three pitching rubbers and state of the art video equipment.

TOP-25 CROWDS

Rank	Attendance	Opponent	Date
1.	16,423	* Ole Miss	April 15, 2023
2.	15,586	Ole Miss	April 12, 2014
3.	15,078	Texas A&M	April 16, 2016
4.	14,991	Florida	April 22, 1989
5.	14,739	Ole Miss	April 14, 2023
6.	14,562	Auburn	April 20, 2013
7.	14,385	# Notre Dame	June 12, 2021
8.	14,378	LSU	April 16, 1988
9.	14,320	Arizona State	Feb. 25, 2023
10.	14,228	LSU	April 9, 2022
11.	14,077	Alabama	March 26, 2022
12.	13,971	# Notre Dame	June 13, 2021
13.	13,761	Arkansas	April 25, 1992
14.	13,715	^ Clemson	June 9, 2007
15.	13,691	Kentucky	April 8, 2017
16.	13,617	Georgia	April 8, 2006
17.	13,452	^ Arizona	June 11, 2016
18.	13,351	Long Beach State	Feb. 19, 2022
19.	13,338	Ole Miss	April 17, 2021
20.	13,224	Ole Miss	April 11, 2014
21.	13,132	^ Stanford	June 8, 2019
22.	13,123	Ole Miss	April 15, 2000
23.	13,004	Florida	April 18, 2015
24.	12,927	Vanderbilt	March 25, 2023
25.	12,913	^ Arizona	June 10, 2016

* - NCAA on-campus attendance record

^ - NCAA Regional

- NCAA Super Regional

NOTE: Mississippi State owns 103 crowds of 10,000-plus in the history of the program. The top 10 crowds in Dudy Noble Field history are also the top 10 on-campus crowds in NCAA history.



2024 SEASON STATISTICS

Record: 2-3 Home: 2-3 Away: 0-0 SEC: 0-0

Player	avg	gp-gs	ab	r	h	2b	3b	hr	rbi	tb	slg%	bb	hp	so	gdp	ob%	sf	sh	sb-att	po	a	e	fld%
44 Hines, Hunter	.381	5-5	21	5	8	2	0	0	5	10	.476	3	0	6	0	.458	0	0	0-0	30	3	1	.971
8 Larry, Amani	.348	5-5	23	6	8	3	0	1	1	14	.609	2	1	1	1	.423	0	0	1-2	9	6	0	1.000
38 Chance, Bryce	.333	5-5	18	4	6	1	0	1	6	10	.556	5	0	0	0	.478	0	0	1-2	8	0	0	1.000
42 Jordan, Dakota	.300	5-5	20	8	6	2	0	2	4	14	.700	4	1	8	0	.440	0	0	0-0	8	1	0	1.000
13 Chester, Nate	.167	5-4	12	3	2	0	0	0	1	2	.167	7	0	2	1	.474	0	0	0-0	3	4	1	.875
7 Hujsak, Connor	.133	5-5	15	1	2	0	1	0	4	4	.267	2	3	4	0	.350	0	1	1-1	10	1	1	.917
18 Long, Johnny	.125	4-3	8	0	1	0	0	0	3	1	.125	2	1	2	0	.364	0	2	0-0	37	1	0	1.000
10 Cupp, Dylan	.118	5-5	17	3	2	0	0	0	1	2	.118	4	0	5	0	.286	0	0	1-1	4	13	0	1.000
22 Highfill, Ross	.100	4-3	10	1	1	0	0	0	2	1	.100	1	1	4	0	.214	2	0	0-0	0	0	0	.000

40 Kohler, Logan	.500	2-1	2	0	1	0	0	0	1	1	.500	1	0	0	0	.667	0	0	0-0	0	1	0	1.000
5 Downs, Aaron	.250	1-1	4	0	1	1	0	0	0	2	.500	0	0	3	0	.250	0	0	0-0	0	0	0	.000
46 McKenzie, Jackson	.250	2-1	4	1	1	0	0	0	0	1	.250	1	0	1	0	.400	0	0	0-0	0	0	0	.000
55 Powell, Joe	.167	3-2	6	0	1	0	0	0	0	1	.167	0	0	1	0	.167	0	0	0-0	22	4	0	1.000
36 Stevens, Nolan	.000	1-0	1	0	0	0	0	0	0	0	.000	0	0	0	0	.000	0	0	0-0	0	0	0	.000
41 Pulliam, Ethan	.000	1-0	1	0	0	0	0	0	0	0	.000	0	0	0	0	.000	0	0	0-0	0	0	0	.000
32 O'Brien, Michael	.000	1-0	0	0	0	0	0	0	0	0	.000	0	0	0	0	.000	0	0	0-0	0	0	0	.000
Totals	.247	5	162	32	40	9	1	4	28	63	.389	32	7	37	2	.389	2	3	4-6	135	41	4	.978
Opponents	.260	5	169	25	44	9	0	6	25	71	.420	14	4	60	1	.330	1	3	3-6	129	64	8	.960

LOB - Team (45), Opp (31). DPs turned - Team (3), Opp (4). IBB - Team (0), Opp (1).

(All games Sorted by Earned run avg)

Player	era	w-l	app	gs	cg	sho	sv	ip	h	r	er	bb	so	2b	3b	hr	b/avg	wp	hp	bk	sfa	sha

48 Auger, Brooks	0.00	0-0	2	0	0	0/0	0	3.1	2	0	0	1	4	0	0	0	.182	1	0	0	0	0
27 Black, Gavin	0.00	0-0	2	0	0	0/0	0	2.1	1	0	0	1	5	0	0	0	.125	0	0	0	0	0
15 Dotson, Luke	0.00	0-0	1	0	0	0/0	0	1.0	0	0	0	0	2	0	0	0	.000	0	0	0	0	0
16 Cheatham, Cole	0.00	0-0	2	0	0	0/0	0	0.2	0	0	0	0	1	0	0	0	.000	0	0	0	0	0
14 Stephen, Khal	1.29	0-0	1	1	0	0/0	0	7.0	3	1	1	0	11	0	0	1	.136	0	1	0	0	0
25 Dohm, Nate	2.25	0-0	1	1	0	0/0	0	4.0	6	2	1	2	4	2	0	0	.333	1	0	0	0	0
50 Cijntje, Jurrangelo	2.25	0-0	1	1	0	0/0	0	4.0	2	1	1	2	8	0	0	0	.154	0	1	0	0	0
45 Davis, Tyler	3.38	1-0	3	0	0	0/0	0	2.2	5	1	1	0	5	2	0	0	.385	0	0	0	0	0
2 Schuelke, Cam	6.75	0-1	3	0	0	0/0	1	5.1	5	4	4	1	6	2	0	0	.263	0	0	0	1	1
12 Siary, Evan	6.75	0-1	2	1	0	0/0	0	4.0	6	3	3	0	5	2	0	1	.333	0	0	0	0	0
36 Stevens, Nolan	7.71	0-0	1	0	0	0/0	0	2.1	3	2	2	0	3	0	0	1	.333	1	1	0	0	0
21 Holcombe, Colby	8.10	0-1	2	0	0	0/0	0	3.1	1	3	3	4	3	0	0	1	.091	0	1	0	0	0
26 Hardin, Tyson	9.82	1-0	2	1	0	0/0	0	3.2	6	5	4	3	1	1	0	0	.429	1	0	0	0	2
31 Ligon, Karson	20.25	0-0	2	0	0	0/0	0	1.1	4	3	3	0	2	0	0	2	.500	0	0	0	0	0
Totals	4.60	2-3	5	5	0	0/0	1	45.0	44	25	23	14	60	9	0	6	.260	4	4	0	1	3
Opponents	5.65	3-2	5	5	0	0/0	2	43.0	40	32	27	32	37	9	1	4	.247	5	7	0	2	3

Pickoffs - Team (3), Stephen 1, Dohm 1, Long 1. SBA/ATT - Powell (1-3), Long (2-2), Auger (1-2), Hardin (1-1), Cijntje (1-1), Dohm (0-1), Stephen (0-1).

2024 GAME-BY-GAME (HITTING)

Date	Opponent	ab	r	h	rbi	2b	3b	hr	tb	bb	ibb	sb	cs	hbp	sac	sf	gdp	k	po	a	e	lob	avg
Feb 16	AIR FORCE	34	8	9	7	2	1	2	19	6	0	2	0	0	0	0	0	10	27	10	2	8	.265
Feb 17	AIR FORCE	32	2	9	1	3	0	0	12	4	0	0	2	0	1	1	0	5	27	7	0	9	.273
Feb 18	AIR FORCE	35	10	12	8	3	0	1	18	3	0	0	0	1	1	0	1	5	27	9	1	6	.297
Feb 20	AUSTIN PEAY	30	2	4	2	0	0	0	4	5	0	1	0	2	0	1	0	10	27	7	1	9	.260
Feb 21	AUSTIN PEAY	31	10	6	10	1	0	1	10	14	0	1	0	4	1	0	1	7	27	8	0	13	.247
Totals		162	32	40	28	9	1	4	63	32	0	4	2	7	3	2	2	37	135	41	4	45	.247



2024 GAME-BY-GAME (PITCHING)

Date	Opponent	ip	h	r	er	bb	so	2b	3b	hr	wp	bk	hbp	dp	ibb	score	w-l	sv	era
Feb 16	AIR FORCE	9.0	10	4	3	2	9	5	0	1	1	0	0	0	1	8-4	1-0	1	3.00
Feb 17	AIR FORCE	9.0	4	3	3	4	13	0	0	1	1	0	2	1	0	2-3	1-1	1	3.00
Feb 18	AIR FORCE	9.0	6	2	1	3	16	0	0	0	1	0	1	1	0	10-2	2-1	1	2.33
Feb 20	AUSTIN PEAY	9.0	8	3	3	0	13	0	0	1	1	0	1	1	0	2-3	2-2	1	2.50
Feb 21	AUSTIN PEAY	9.0	16	13	13	5	9	4	0	3	0	0	0	0	0	10-13	2-3	1	4.60
Totals		45.0	44	25	23	14	60	9	0	6	4	0	4	3	1	32-25	2-3	1	4.60

2024 GAME-BY-GAME STARTERS (BATTING ORDER)

DATE	OPPONENT	1	2	3	4	5	6	7	8	9	SP
2/16	Air Force	Larry	Jordan	Hines	Chance	Kohler	Hujsak	Downs	Long	Cupp	Dohm
2/17	Air Force	Larry	Jordan	Hines	Chance	Hujsak	Highfill	Chester	Powell	Cupp	Stephen
2/18	Air Force	Larry	Jordan	Hines	Chance	Hujsak	McKenzie	Chester	Long	Cupp	Cijntje
2/20	Austin Peay	Larry	Jordan	Hines	Chance	Hujsak	Highfill	Chester	Powell	Cupp	Siary
2/21	Austin Peay	Larry	Jordan	Hines	Chance	Highfill	Hujsak	Chester	Long	Cupp	Hardin
2/23	Georgia Southern										
2/24	Georgia Southern										
2/25	Georgia Southern										
2/27	Jackson State										
2/29	Mount St. Mary's										
3/1	Mount St. Mary's										
3/2	Mount St. Mary's										
3/5	vs. Southern Miss (1)										
3/8	Evansville										
3/9	Evansville										
3/10	Evansville										
3/12	vs. South Alabama (2)										
3/13	vs. New Orleans (2)										
3/15	LSU*										
3/16	LSU*										
3/17	LSU*										
3/19	Memphis										
3/22	at Texas A&M*										
3/23	at Texas A&M*										
3/24	at Texas A&M*										
3/26	at Samford										
3/29	at Florida*										
3/30	at Florida*										
3/31	at Florida*										
4/2	Central Arkansas										
4/5	Georgia*										
4/6	Georgia*										
4/7	Georgia*										
4/9	UAB										
4/12	at Ole Miss*										
4/13	at Ole Miss*										
4/14	at Ole Miss*										
4/16	Alcorn State										
4/19	Auburn*										
4/20	Auburn*										
4/21	Auburn*										
4/23	at Memphis										
4/26	at Vanderbilt*										
4/27	at Vanderbilt*										
4/28	at Vanderbilt*										
4/30	vs. Ole Miss (1)										
5/3	Alabama*										
5/4	Alabama*										
5/5	Alabama*										
5/10	at Arkansas*										
5/11	at Arkansas*										
5/12	at Arkansas*										
5/14	North Alabama										
5/16	Missouri*										
5/17	Missouri*										
5/18	Missouri*										

* - Southeastern Conference game | (1) - Trustmark Park; Pearl, Miss. | (2) - Shuckers Ballpark; Biloxi, Miss.



2024 GAME-BY-GAME STARTERS (POSITION)

DATE	OPPONENT	C	1B	2B	3B	SS	LF	CF	RF	DH	SP
2/16	Air Force	Long	Hines	Larry	Kohler	Cupp	Chance	Hujsak	Jordan	Downs	Dohm
2/17	Air Force	Powell	Hines	Larry	Chester	Cupp	Chance	Hujsak	Jordan	Highfill	Stephen
2/18	Air Force	Long	Hines	Larry	Chester	Cupp	Chance	Hujsak	Jordan	McKenzie	Cijntje
2/20	Austin Peay	Powell	Hines	Larry	Chester	Cupp	Chance	Hujsak	Jordan	Highfill	Siary
2/21	Austin Peay	Long	Hines	Larry	Chester	Cupp	Chance	Hujsak	Jordan	Highfill	Hardin
2/23	Georgia Southern										
2/24	Georgia Southern										
2/25	Georgia Southern										
2/27	Jackson State										
2/29	Mount St. Mary's										
3/1	Mount St. Mary's										
3/2	Mount St. Mary's										
3/5	vs. Southern Miss (1)										
3/8	Evansville										
3/9	Evansville										
3/10	Evansville										
3/12	vs. South Alabama (2)										
3/13	vs. New Orleans (2)										
3/15	LSU*										
3/16	LSU*										
3/17	LSU*										
3/19	Memphis										
3/22	at Texas A&M*										
3/23	at Texas A&M*										
3/24	at Texas A&M*										
3/26	at Samford										
3/29	at Florida*										
3/30	at Florida*										
3/31	at Florida*										
4/2	Central Arkansas										
4/5	Georgia*										
4/6	Georgia*										
4/7	Georgia*										
4/9	UAB										
4/12	at Ole Miss*										
4/13	at Ole Miss*										
4/14	at Ole Miss*										
4/16	Alcorn State										
4/19	Auburn*										
4/20	Auburn*										
4/21	Auburn*										
4/23	at Memphis										
4/26	at Vanderbilt*										
4/27	at Vanderbilt*										
4/28	at Vanderbilt*										
4/30	vs. Ole Miss (1)										
5/3	Alabama*										
5/4	Alabama*										
5/5	Alabama*										
5/10	at Arkansas*										
5/11	at Arkansas*										
5/12	at Arkansas*										
5/14	North Alabama										
5/16	Missouri*										
5/17	Missouri*										
5/18	Missouri*										

* - Southeastern Conference game | (1) - Trustmark Park; Pearl, Miss. | (2) - Shuckers Ballpark; Biloxi, Miss.

2024 TV/MEDIA ROSTER



2 | Cam Schuelke
RHP | R/R | Sr./Jr.
Dorr, Mich.



3 | David Mershon
IF | S/R | So./So.
Taylors, S.C.



4 | Mikhail Grant
RHP | R/R | Fr./Fr.
Stockbridge, Ga.



5 | Aaron Downs
IF/OF | R/R | Jr./Jr.
Pella, Iowa



6 | Logan Forsythe
RHP | R/R | So./So.
D'Iberville, Miss.



7 | Connor Hujsak
IF/OF | R/R | Sr./Sr.
Goffstown, N.H.



8 | Amani Larry
IF | R/R | Sr./Sr.
Bossier City, La.



9 | Pico Kohn
LHP | L/L | Jr./So.
Verben, Ala.



10 | Dylan Cupp
IF | R/R | Fr./Fr.
Cedartown, Ga.



11 | KK Clark
RHP | R/R | Fr./Fr.
Brandon, Miss.



12 | Evan Siary
RHP | R/R | So./So.
Columbus, Miss.



13 | Nate Chester
IF | R/R | Jr./Jr.
Kansas City, Mo.



14 | Khal Stephen
RHP | R/R | Jr./Jr.
Williamsport, Ind.



15 | Luke Dotson
IF/LHP | L/L | Fr./Fr.
Marietta, Ga.



16 | Cole Cheatham
LHP | L/L | Jr./Jr.
Ardmore, Ala.



17 | Stone Simmons
RHP | R/R | Gr./Jr.
Houston, Texas



18 | Johnny Long
C | R/R | Gr./Gr.
Naples, Fla.



19 | Max Miller
LHP | L/L | So./So.
Vance, Miss.



20 | Will Passeur
RHP | R/R | Jr./Jr.
Mobile, Ala.



21 | Colby Holcombe
RHP | R/R | Jr./Jr.
Florence, Ala.



22 | Ross Highfill
C | R/R | So./So.
Madison, Miss.



23 | Jackson Owen
C | R/R | Jr./Jr.
Starkville, Miss.



24 | Jace Norton
IF | R/R | Fr./Fr.
Auburn, Ala.



25 | Nate Dohm
RHP | R/R | Jr./Jr.
Zionsville, Ind.



26 | Tyson Hardin
RHP | R/R | Jr./Jr.
Dover, Fla.



27 | Gavin Black
RHP | L/R | So./So.
Bogart, Ga.



28 | Gage Haley
RHP | R/R | Fr./Fr.
Southaven, Miss.



29 | Nate Williams
RHP | R/R | Jr./So.
Acworth, Ga.



30 | Bradley Loftin
LHP | L/L | So./So.
Southaven, Miss.



31 | Karson Ligon
RHP | R/R | Jr./Jr.
Sarasota, Fla.



32 | Michael O'Brien
OF | L/L | Fr./Fr.
River Ridge, La.



33 | Rives Reynolds
OF | R/R | Fr./Fr.
Flowood, Miss.



36 | Nolan Stevens
IF/OF/LHP | L/L | Fr./Fr.
Elk Grove, Calif.



37 | Brett House
IF/OF | R/R | Fr./Fr.
Hoschton, Ga.



38 | Bryce Chance
OF | R/R | Jr./So.
Ridgeland, Miss.



40 | Logan Kohler
IF | L/R | Sr./Sr.
Little Elm, Texas



41 | Ethan Pulliam
IF/OF | R/R | Fr./Fr.
Starkville, Miss.



42 | Dakota Jordan
OF | R/R | So./So.
Canton, Miss.



43 | Steven Spalitta
IF/C | L/R | Fr./Fr.
Mandeville, La.



44 | Hunter Hines
IF/OF | L/R | Jr./Jr.
Madison, Miss.



45 | Tyler Davis
LHP | L/L | Sr./Sr.
Newport News, Va.



46 | Jackson McKenzie
INF/OF/LHP | L/L | Fr./Fr.
Pace, Fla.



48 | Brooks Auger
RHP | R/R | Sr./Jr.
Farmerville, La.



50 | Jurrangel Cijntje
BHP | S/S | So./So.
Pembroke Pines, Fla.



54 | Jud Files
RHP | R/R | Fr./Fr.
Plantersville, Miss.



55 | Joe Powell
C | R/R | Sr./Sr.
Mason, Ohio



-- | Will Gibbs
RHP | R/R | So./So.
Flowood, Miss.



HITTER PROFILES

3 DAVID MERSHON

INF | S/R | SO. | 5-8 | 165
TAYLORS, S.C. / EASTSIDE HS

QUICK HITS

- Tallied six multi-hit games during the 2023 season
- Has seven members of his family that have played at the collegiate level or higher
- Recorded a career-high four hits against 2023 national champions LSU
- Started 25 of his 30 games played with 17 at shortstop as a true freshman
- Third on the team in stolen bases (12)

SINGLE GAME CAREER HIGHS

At Bats	5	2x last at California (3/5/23)
Hits	3	3x last at California (3/5/23)
Runs Scored	2	5x last at LSU (5/13/23)
Runs Batted In	4	vs VMI (2/18/23)
Doubles	1	4x last vs Vanderbilt (3/26/23)
Triples	--	--
Home Runs	1	2x last vs ULM (2/21/23)
Walks	2	3x last vs Samford (3/28/23)
Stolen Bases	1	5x last vs Samford (3/28/23)

MISCELLANEOUS STATS

	2024	CAREER
2 Hit Game	--	5
3 Hit Game	--	3
4+ Hit Game	--	--
2 RBI Game	--	4
3 RBI Game	--	1
4+ RBI Game	--	1

MERSHON'S GAME-BY-GAME HITTING STATS

DATE	OPP	POS	AB	R	H	RBI	2B	3B	HR	BB	K	SB	CS	AVG
TOTALS			0	0	0	0	0	0	0	0	0	0	0	.000

CAREER HITTING STATS

YEAR	AVG	GP-GS	AB	R	H	2B	3B	HR	RBI	TB	SLG%	BB	HP	SO	GDP	OB%	SF	SH
2023	.330	36-27	100	24	33	4	0	2	22	25	.430	20	2	15	3	.444	2	1
2024	.000	0-0	0	0	0	0	0	0	0	0	.000	0	0	0	0	.000	0	0
TOTAL	.330	36-27	100	24	33	4	0	2	22	25	.430	20	2	15	3	.444	2	1

5 AARON DOWNS

INF/OF | R/R | JR. | 6-0 | 210
PELLA, IOWA / HERITAGE ACADEMY

QUICK HITS

- Recorded a season-high of three runs scored against Arkansas State
- Ended the 2023 season on a one game hitting streak
- Picked up two hits against Grambling State (4/4) for a season best

SINGLE GAME CAREER HIGHS

At Bats	4	3x last vs Air Force (2/16/24)
Hits	2	vs. Grambling (4/4/23)
Runs Scored	3	vs. Arkansas State (3/21/23)
Runs Batted In	2	vs Northern Kentucky (2/27/22)
Doubles	1	2x last vs Air Force (2/16/24)
Triples	--	--
Home Runs	--	--
Walks	2	vs. Arkansas State (3/21/23)
Stolen Bases	--	--

MISCELLANEOUS STATS

	2024	CAREER
2 Hit Game	--	3
3 Hit Game	--	--
4+ Hit Game	--	--
2 RBI Game	--	1
3 RBI Game	--	--
4+ RBI Game	--	--

DOWNS' GAME-BY-GAME HITTING STATS

DATE	OPP	POS	AB	R	H	RBI	2B	3B	HR	BB	K	SB	CS	AVG
2/16	Air Force	DH	4	0	1	0	1	0	0	0	3	0	0	.250
TOTALS			4	0	1	0	1	0	0	0	3	0	0	.250

CAREER HITTING STATS

YEAR	AVG	GP-GS	AB	R	H	2B	3B	HR	RBI	TB	SLG%	BB	HP	SO	GDP	OB%	SF	SH
2022	.206	18-7	34	5	7	3	0	0	2	10	.294	4	1	15	0	.308	0	1
2023	.261	19-2	23	4	6	0	0	0	1	6	.261	5	0	9	1	.393	0	0
2024	.250	1-1	4	0	1	1	0	0	0	0	.500	0	0	3	0	.250	0	0
TOTAL	.230	38-10	61	9	14	4	0	0	3	16	.295	9	1	27	1	.338	0	1



HITTER PROFILES

7 CONNOR HUJSAK

INF/OF | R/R | SR. | 6-2 | 200
GOFFSTOWN, N.H. / GOFFSTOWN HS / VCU

QUICK HITS

- Hit his first two homeruns as a Bulldog against Lipscomb (3/11) and Vanderbilt (3/26)
- Collected three doubles and nine RBIs
- Batted in three RBIs vs. Air Force

SINGLE GAME CAREER HIGHS

At Bats	6	vs. UMass (5/14/22)*
Hits	4	vs. Old Dominion (5/10/22)*
Runs Scored	3	vs. James Madison (5/21/21)*
Runs Batted In	4	vs. Georgia (6/3/22)*
Doubles	2	vs. Old Dominion (5/10/22)*
Triples	1	2x last vs. Air Force (2/16/24)
Home Runs	2	vs. North Carolina (6/4/22)*
Walks	2	vs. Richmond (4/17/22)*
Stolen Bases	4	vs. George Washington (5/7/22)*

*Career-highs from VCU

MISCELLANEOUS STATS

	2024	CAREER
2 Hit Game	--	16
3 Hit Game	--	8
4+ Hit Game	--	2
2 RBI Game	1	23
3 RBI Game	--	7
4+ RBI Game	--	2

HUJSAK'S GAME-BY-GAME HITTING STATS

DATE	OPP	POS	AB	R	H	RBI	2B	3B	HR	BB	K	SB	CS	AVG
2/16	Air Force	CF	4	0	1	1	0	1	0	0	0	0	0	.250
2/17	Air Force	CF	2	0	0	0	0	0	0	1	0	0	0	.167
2/18	Air Force	CF	4	0	1	2	0	0	0	0	1	0	0	.200
2/20	Austin Peay	CF	3	0	0	0	0	0	0	0	2	0	0	.154
2/21	Austin Peay	CF	2	1	0	1	0	0	0	1	1	1	0	.133
TOTALS			15	1	2	4	0	1	0	2	4	0	0	.133

CAREER HITTING STATS

YEAR	AVG	GP-GS	AB	R	H	2B	3B	HR	RBI	TB	SLG%	BB	HP	SO	GDP	OB%	SF	SH
2021*	.239	49-48	176	42	42	12	3	7	35	81	.460	25	5	55	1	.346	2	4
2022*	.289	62-61	253	39	73	20	2	12	55	133	.526	25	5	51	1	.363	1	1
2023	.238	25-6	42	6	10	3	0	2	9	19	.452	2	1	10	1	.277	2	0
2024	.133	5-5	15	1	2	0	1	0	4	4	.267	2	3	4	0	.350	0	1
TOTAL	.225	141-120	486	88	127	35	6	21	103	237	.426	54	14	120	3	.334	5	6

*Statistics from VCU

8 AMANI LARRY

INF | R/R | SR. | 5-11 | 190
BOSSIER CITY, LA. / PARKAWAY HS / NEW ORLEANS

QUICK HITS

- Ranks fourth in the SEC in stolen bases per game (0.36)
- Ranks fifth in the SEC in stolen bases (19)
- Leads the team with 16 doubles during the 2023 season
- Collected 14 multi-hit games and six multi RBI games
- Hit first home run of the season vs. Austin Peay (2/21)
- Hit a double in every game of the Air Force series

SINGLE GAME CAREER HIGHS

At Bats	7	vs. Oklahoma (3/18/22)*
Hits	4	vs. VMI (2/17/23)
Runs Scored	4	vs. ULM (3/5/22)*
Runs Batted In	6	vs. Oklahoma (3/18/22)*
Doubles	2	2x last at Auburn (4/23/23)
Triples	1	vs. UIW (5/7/22)*
Home Runs	2	vs Texas A&M (5/18/23)
Walks	3	vs. HBU (4/3/22)*
Stolen Bases	3	vs. Nicholls (3/14/23)

*Career-highs from New Orleans

MISCELLANEOUS STATS

	2024	CAREER
2 Hit Game	1	29
3 Hit Game	1	12
4+ Hit Game	--	1
2 RBI Game	--	11
3 RBI Game	--	6
4+ RBI Game	--	4

LARRY'S GAME-BY-GAME HITTING STATS

DATE	OPP	POS	AB	R	H	RBI	2B	3B	HR	BB	K	SB	CS	AVG
2/16	Air Force	2B	5	2	1	0	1	0	0	0	0	0	0	.200
2/17	Air Force	2B	5	0	3	0	1	0	0	0	0	0	1	.400
2/18	Air Force	2B	5	1	1	0	1	0	0	0	0	0	0	.333
2/20	Austin Peay	2B	3	0	1	0	0	0	0	1	0	1	0	.333
2/21	Austin Peay	2B	5	3	2	1	0	0	1	1	1	0	0	.348
TOTALS			23	6	8	1	3	0	1	2	1	1	1	.348

CAREER HITTING STATS

YEAR	AVG	GP-GS	AB	R	H	2B	3B	HR	RBI	TB	SLG%	BB	HP	SO	GDP	OB%	SF	SH
2022*	.370	53-53	211	67	78	13	2	9	56	122	.578	32	12	29	2	.477	1	2
2023	.297	53-52	172	59	51	16	0	7	30	88	.512	34	17	26	5	.451	3	4
2024	.348	5-5	23	6	8	3	0	1	1	9	.609	2	1	1	1	.423	0	0
TOTAL	.338	111-110	406	132	137	32	2	17	87	219	.566	68	30	56	8	.450	4	6

*Statistics from New Orleans



HITTER PROFILES

10 DYLAN CUPP

INF | R/R | FR. | 6-0 | 180
Gedartown, Ga. / Cedartown HS

QUICK HITS

- Made Diamond Dawg debut vs. Air Force (2/16)
- Drew three walks in first collegiate game
- Struck out just twice in nine plate appearances vs. Air Force (2/16-18)

SINGLE GAME CAREER HIGHS

At Bats	4	4X last vs. Austin Peay (2/21/24)
Hits	1	2x last vs. Austin Peay (2/21/24)
Runs Scored	2	vs. Austin Peay (2/21/24)
Runs Batted In	1	vs. Austin Peay (2/21/24)
Doubles	--	--
Triples	--	--
Home Runs	--	--
Walks	3	vs. Air Force (2/16/24)
Stolen Bases	1	2x last vs. Austin Peay (2/20/24)

MISCELLANEOUS STATS

	2024	CAREER
2 Hit Game	--	--
3 Hit Game	--	--
4+ Hit Game	--	--
2 RBI Game	--	--
3 RBI Game	--	--
4+ RBI Game	--	--

CUPP'S GAME-BY-GAME HITTING STATS

DATE	OPP	POS	AB	R	H	RBI	2B	3B	HR	BB	K	SB	CS	AVG
2/16	Air Force	SS	1	1	0	0	0	0	0	3	0	1	0	.000
2/17	Air Force	SS	4	0	0	0	0	0	0	0	1	0	0	.000
2/18	Air Force	SS	4	0	0	0	0	0	0	0	1	0	0	.000
2/20	Austin Peay	SS	4	0	1	0	0	0	0	0	2	1	0	.077
2/21	Austin Peay	SS	4	2	1	1	0	0	0	1	1	0	0	.118
TOTALS			17	3	2	1	0	0	0	4	5	2	0	.118

CAREER HITTING STATS

YEAR	AVG	GP-GS	AB	R	H	2B	3B	HR	RBI	TB	SLG%	BB	HP	SO	GDP	OB%	SF	SH
2024	.118	5-5	17	3	2	0	0	0	1	1	.118	4	0	5	0	.286	0	0
TOTAL	.118	5-5	17	3	2	0	0	0	1	1	.118	4	0	5	0	.286	0	0

13 NATE CHESTER

INF | R/R | JR. | 6-2 | 190
Kansas City, Mo. / Liberty North HS / John A. Logan CC

QUICK HITS

- Enters the 2024 season on a single game hit streak and on base streak
- Recorded first hit as a Bulldog on Feb. 24 against Arizona State
- Collected first RBI on March 7 against Valparaiso

SINGLE GAME CAREER HIGHS

At Bats	4	2x last vs. Austin Peay (2/21/24)
Hits	1	5x last vs. Air Force (2/18/24)
Runs Scored	1	4x last vs. Air Force (2/18/24)
Runs Batted In	1	2x last vs. Austin Peay (2/21/24)
Doubles	--	--
Triples	--	--
Home Runs	--	--
Walks	3	vs. Austin Peay (2/21/24)
Stolen Bases	--	--

MISCELLANEOUS STATS

	2024	CAREER
2 Hit Game	--	--
3 Hit Game	--	--
4+ Hit Game	--	--
2 RBI Game	--	--
3 RBI Game	--	--
4+ RBI Game	--	--

CHESTER'S GAME-BY-GAME HITTING STATS

DATE	OPP	POS	AB	R	H	RBI	2B	3B	HR	BB	K	SB	CS	AVG
2/16	Air Force	3B	1	1	0	0	0	0	0	1	0	0	0	.000
2/17	Air Force	3B	3	0	1	0	0	0	0	1	0	0	0	.250
2/18	Air Force	3B	2	1	1	0	0	0	0	2	0	0	0	.333
2/20	Austin Peay	3B	4	0	0	0	0	0	0	0	2	0	0	.200
2/21	Austin Peay	3B	2	1	0	1	0	0	0	3	0	0	0	.167
TOTALS			12	3	2	1	0	0	0	7	2	0	0	.167

CAREER HITTING STATS

YEAR	AVG	GP-GS	AB	R	H	2B	3B	HR	RBI	TB	SLG%	BB	HP	SO	GDP	OB%	SF	SH
2023	.211	15-4	19	2	4	1	0	0	2	5	.263	2	2	4	0	.348	0	0
2024	.167	5-4	12	3	2	0	0	0	1	2	.167	7	0	2	1	.474	0	0
TOTAL	.194	20-8	31	5	6	1	0	0	3	7	.226	9	2	6	1	.405	0	0



HITTER PROFILES

18 JOHNNY LONG

C | R/R | GR. | 5-11 | 190
NAPLES, FLA. / BARRON COLLIER HS / PITTSBURGH

QUICK HITS

- 2021 ASUN All-Freshman Team (Florida Gulf Coast)
- Collected two RBIs vs. Air Force (2/18) with a single in the fifth inning

SINGLE GAME CAREER HIGHS

At Bats	5	3x last at Lipscomb (2/26/22)*
Hits	3	5x last vs California (4/29/23)*
Runs Scored	2	7x last vs North Carolina (3/17/23)*
Runs Batted In	3	2x last at Lipscomb (2/26/22)*
Doubles	1	8x last at Lipscomb (2/26/22)*
Triples	--	--
Home Runs	1	3x last vs Virginia Tech (3/26/23)*
Walks	2	3x last vs Wake Forest (4/22/23)*
Stolen Bases	1	7x last at Duke (4/1/23)*

*Statistics from FGCU & Pittsburgh

MISCELLANEOUS STATS

	2024	CAREER
2 Hit Game	--	15*
3 Hit Game	--	5*
4+ Hit Game	--	--
2 RBI Game	1	11
3 RBI Game	--	2*
4+ RBI Game	--	--

*Statistics from FGCU & Pittsburgh

LONG'S GAME-BY-GAME HITTING STATS

DATE	OPP	POS	AB	R	H	RBI	2B	3B	HR	BB	K	SB	CS	AVG
2/16	Air Force	C	3	0	0	0	0	0	0	0	2	0	0	.000
2/18	Air Force	C	2	0	1	2	0	0	0	0	0	0	0	.200
2/20	Austin Peay	C	0	0	0	0	0	0	0	1	0	0	0	.200
2/21	Austin Peay	C	3	0	0	1	0	0	0	1	0	0	0	.125
TOTALS			8	0	1	3	0	0	0	2	2	0	0	.125

CAREER HITTING STATS

YEAR	AVG	GP-GS	AB	R	H	2B	3B	HR	RBI	TB	SLG%	BB	HP	SO	GDP	OB%	SF	SH
2020*	.250	7-5	20	2	5	1	0	0	3	6	.300	1	0	3	1	.286	0	0
2021*	.289	42-39	128	24	37	6	0	1	18	46	.359	18	6	16	1	.399	1	2
2022^	.125	14-6	24	3	3	1	0	0	5	4	.167	5	1	6	1	.300	0	0
2023^	.250	31-28	92	14	23	0	0	2	12	29	.315	8	5	22	1	.343	0	1
2024	.125	4-3	8	0	1	0	0	0	3	1	.125	2	1	2	0	.364	0	2
TOTAL	.208	98-81	272	43	69	8	0	3	41	86	.253	34	13	49	4	.338	1	5

*Statistics Florida Gulf Coast

^Statistics from Pittsburgh

22 ROSS HIGHFILL

C | R/R | SO. | 6-0 | 200
MADISON, MISS. / MADISON CENTRAL HS

QUICK HITS

- Collected seven multiple RBI games in 2023
- Enters the 2024 season with a two game hitting streak
- Hit three home runs against Lipscomb in 2023, the first Dawg to do this since 2017
- In the 2023 series at Alabama, Highfill batted .545 collecting five RBIs, three home runs and a walk

SINGLE GAME CAREER HIGHS

At Bats	5	5x last at Alabama (4/6/23)
Hits	3	3x last at Alabama (4/6/23)
Runs Scored	3	2x last at Auburn (4/23/23)
Runs Batted In	4	2x last at Alabama (4/6/23)
Doubles	2	vs. ULM (2/22/23)
Triples	--	--
Home Runs	3	vs. Lipscomb (3/11/23)
Walks	3	at Auburn (4/23/23)
Stolen Bases	1	2x last at Auburn (4/23/23)

MISCELLANEOUS STATS

	2024	CAREER
2 Hit Game	--	3
3 Hit Game	--	3
4+ Hit Game	--	--
2 RBI Game	--	5
3 RBI Game	--	--
4+ RBI Game	--	2

HIGHFILL'S GAME-BY-GAME HITTING STATS

DATE	OPP	POS	AB	R	H	RBI	2B	3B	HR	BB	K	SB	CS	AVG
2/16	Air Force	PH	1	0	0	0	0	0	0	0	0	0	0	.000
2/17	Air Force	DH	3	0	1	1	0	0	0	0	0	0	0	.250
2/20	Austin Peay	DH	3	0	0	1	0	0	0	0	2	0	0	.143
2/21	Austin Peay	DH	3	1	0	0	0	0	0	1	2	0	0	.100
TOTALS			10	1	1	2	0	0	0	1	4	0	0	.100

CAREER HITTING STATS

YEAR	AVG	GP-GS	AB	R	H	2B	3B	HR	RBI	TB	SLG%	BB	HP	SO	GDP	OB%	SF	SH
2023	.231	39-36	121	25	28	8	0	9	28	63	.521	12	3	38	5	.312	2	4
2024	.100	4-3	10	1	1	0	0	0	2	1	.100	1	1	4	0	.214	2	0
TOTAL	.221	43-39	131	26	29	8	0	9	30	64	.489	13	4	42	5	.303	4	4



HITTER PROFILES

23 JACKSON OWEN

C | R/R | JR. | 5-10 | 200
STARKVILLE, MISS. / STARKVILLE HS / NORTHEAST MISSISSIPPI CC

QUICK HITS
-NJCAA Gold Glove winning catcher in 2023

SINGLE GAME CAREER HIGHS

At Bats	--	--
Hits	--	--
Runs Scored	--	--
Runs Batted In	--	--
Doubles	--	--
Triples	--	--
Home Runs	--	--
Walks	--	--
Stolen Bases	--	--

MISCELLANEOUS STATS

	2024	CAREER
2 Hit Game	--	--
3 Hit Game	--	--
4+ Hit Game	--	--
2 RBI Game	--	--
3 RBI Game	--	--
4+ RBI Game	--	--

OWEN'S GAME-BY-GAME HITTING STATS

DATE	OPP	POS	AB	R	H	RBI	2B	3B	HR	BB	K	SB	CS	AVG
TOTALS			0	0	0	0	0	0	0	0	0	0	0	.000

CAREER HITTING STATS

YEAR	AVG	GP-GS	AB	R	H	2B	3B	HR	RBI	TB	SLG%	BB	HP	SO	GDP	OB%	SF	SH
2024	.000	0-0	0	0	0	0	0	0	0	0	.000	0	0	0	0	.000	0	0
TOTAL	.000	0-0	0	0	0	0	0	0	0	0	.000	0	0	0	0	.000	0	0

24 JACE NORTON

INF | R/R | FR. | 6-3 | 190
AUBURN, ALA. / AUBURN HS

QUICK HITS
- Son of MLB player Greg Norton

SINGLE GAME CAREER HIGHS

At Bats	--	--
Hits	--	--
Runs Scored	--	--
Runs Batted In	--	--
Doubles	--	--
Triples	--	--
Home Runs	--	--
Walks	--	--
Stolen Bases	--	--

MISCELLANEOUS STATS

	2024	CAREER
2 Hit Game	--	--
3 Hit Game	--	--
4+ Hit Game	--	--
2 RBI Game	--	--
3 RBI Game	--	--
4+ RBI Game	--	--

NORTON'S GAME-BY-GAME HITTING STATS

DATE	OPP	POS	AB	R	H	RBI	2B	3B	HR	BB	K	SB	CS	AVG
TOTALS			0	0	0	0	0	0	0	0	0	0	0	.000

CAREER HITTING STATS

YEAR	AVG	GP-GS	AB	R	H	2B	3B	HR	RBI	TB	SLG%	BB	HP	SO	GDP	OB%	SF	SH
2024	.000	0-0	0	0	0	0	0	0	0	0	.000	0	0	0	0	.000	0	0
TOTAL	.000	0-0	0	0	0	0	0	0	0	0	.000	0	0	0	0	.000	0	0



HITTER PROFILES

32 MICHAEL O'BREIN

OF | L/L | FR. | 6-0 | 175
RIVER RIDGE, LA. / JOHN CURTIS CHRISTIAN

QUICK HITS

SINGLE GAME CAREER HIGHS

At Bats	--	--
Hits	--	--
Runs Scored	--	--
Runs Batted In	--	--
Doubles	--	--
Triples	--	--
Home Runs	--	--
Walks	--	--
Stolen Bases	--	--

MISCELLANEOUS STATS

	2024	CAREER
2 Hit Game	--	--
3 Hit Game	--	--
4+ Hit Game	--	--
2 RBI Game	--	--
3 RBI Game	--	--
4+ RBI Game	--	--

O'BREIN'S GAME-BY-GAME HITTING STATS

DATE	OPP	POS	AB	R	H	RBI	2B	3B	HR	BB	K	SB	CS	AVG
TOTALS			0	0	0	0	0	0	0	0	0	0	0	.000

CAREER HITTING STATS

YEAR	AVG	GP-GS	AB	R	H	2B	3B	HR	RBI	TB	SLG%	BB	HP	SO	GDP	OB%	SF	SH
2024	.000	0-0	0	0	0	0	0	0	0	0	.000	0	0	0	0	.000	0	0
TOTAL	.000	0-0	0	0	0	0	0	0	0	0	.000	0	0	0	0	.000	0	0

33 RIVES REYNOLDS

OF | R/R | FR. | 5-11 | 175
FLOWOOD, MISS. / JACKSON PREP

QUICK HITS

SINGLE GAME CAREER HIGHS

At Bats	--	--
Hits	--	--
Runs Scored	--	--
Runs Batted In	--	--
Doubles	--	--
Triples	--	--
Home Runs	--	--
Walks	--	--
Stolen Bases	--	--

MISCELLANEOUS STATS

	2024	CAREER
2 Hit Game	--	--
3 Hit Game	--	--
4+ Hit Game	--	--
2 RBI Game	--	--
3 RBI Game	--	--
4+ RBI Game	--	--

REYNOLDS' GAME-BY-GAME HITTING STATS

DATE	OPP	POS	AB	R	H	RBI	2B	3B	HR	BB	K	SB	CS	AVG
TOTALS			0	0	0	0	0	0	0	0	0	0	0	.000

CAREER HITTING STATS

YEAR	AVG	GP-GS	AB	R	H	2B	3B	HR	RBI	TB	SLG%	BB	HP	SO	GDP	OB%	SF	SH
2024	.000	0-0	0	0	0	0	0	0	0	0	.000	0	0	0	0	.000	0	0
TOTAL	.000	0-0	0	0	0	0	0	0	0	0	.000	0	0	0	0	.000	0	0



HITTER PROFILES

37 BRETT HOUSE

INF/OF | R/R | FR. | 6-3 | 200
HOSCHTON, GA. / CHEROKEE BLUFF HS

QUICK HITS

SINGLE GAME CAREER HIGHS

At Bats	--	--
Hits	--	--
Runs Scored	--	--
Runs Batted In	--	--
Doubles	--	--
Triples	--	--
Home Runs	--	--
Walks	--	--
Stolen Bases	--	--

MISCELLANEOUS STATS

	2024	CAREER
2 Hit Game	--	--
3 Hit Game	--	--
4+ Hit Game	--	--
2 RBI Game	--	--
3 RBI Game	--	--
4+ RBI Game	--	--

HOUSE'S GAME-BY-GAME HITTING STATS

DATE	OPP	POS	AB	R	H	RBI	2B	3B	HR	BB	K	SB	CS	AVG
TOTALS			0	0	0	0	0	0	0	0	0	0	0	.000

CAREER HITTING STATS

YEAR	AVG	GP-GS	AB	R	H	2B	3B	HR	RBI	TB	SLG%	BB	HP	SO	GDP	OB%	SF	SH
2024	.000	0-0	0	0	0	0	0	0	0	0	.000	0	0	0	0	.000	0	0
TOTAL	.000	0-0	0	0	0	0	0	0	0	0	.000	0	0	0	0	.000	0	0

38 BRYCE CHANCE

OF | R/R | JR. | 5-10 | 180
RIDGELAND, MISS. / MADISON-RIDGELAND ACADEMY

QUICK HITS

- Perfect 5-for-5 stolen bases on the season
- Currently on a two game hit streak entering the 2024 season
- Struck out just 15 times through 100 at bats in the 2023 season
- Went 5-for-12 at the plate vs. Air Force (2/16-18)

SINGLE GAME CAREER HIGHS

At Bats	5	3x last vs. Air Force (2/16/24)
Hits	3	3x last vs. California (3/5/23)
Runs Scored	2	4x last at UAB (4/11/23)
Runs Batted In	4	vs. VMI (2/18/23)
Doubles	1	5x last vs. Air Force (2/17/24)
Triples	--	--
Home Runs	1	3x last vs. Air Force (2/16/24)
Walks	3	vs. Austin Peay (2/21/24)
Stolen Bases	1	6x last vs. Air Force (2/16/24)

MISCELLANEOUS STATS

	2024	CAREER
2 Hit Game	2	9
3 Hit Game	--	3
4+ Hit Game	--	--
2 RBI Game	--	4
3 RBI Game	1	3
4+ RBI Game	--	1

CHANCE'S GAME-BY-GAME HITTING STATS

DATE	OPP	POS	AB	R	H	RBI	2B	3B	HR	BB	K	SB	CS	AVG
2/16	Air Force	LF	5	1	2	3	0	0	1	0	0	1	0	.400
2/17	Air Force	LF	3	1	1	0	1	0	0	1	0	0	1	.375
2/18	Air Force	LF	4	1	2	1	0	0	0	0	0	0	0	.417
2/20	Austin Peay	LF	3	0	1	1	0	0	0	1	0	0	0	.400
2/21	Austin Peay	LF	3	1	0	1	0	0	0	3	0	0	0	.333
TOTALS			18	4	6	6	1	0	1	5	0	1	1	.333

CAREER HITTING STATS

YEAR	AVG	GP-GS	AB	R	H	2B	3B	HR	RBI	TB	SLG%	BB	HP	SO	GDP	OB%	SF	SH
2023	.330	36-27	100	24	33	4	0	2	22	43	.430	20	2	15	3	.444	2	1
2024	.333	5-5	18	4	6	1	0	1	6	10	.556	5	0	0	0	.478	0	0
TOTAL	.331	41-32	118	28	39	5	0	3	28	53	.449	25	2	15	3	.449	2	1



HITTER PROFILES

40 LOGAN KOHLER

INF | L/R | SR. | 6-1 | 195
LITTLE ELM, TEXAS / LITTLE ELM HS/ MEMPHIS

QUICK HITS

- Transferred to State from Memphis
- Second Team All-AAC Third Baseman in 2023 for Memphis
- Career .306 in his two seasons at Memphis

SINGLE GAME CAREER HIGHS

At Bats	6	2x last vs. Samford (2/28/23)*
Hits	5	vs. Houston (4/22/23)^
Runs Scored	3	2x last vs. Tulane (5/18/23)^
Runs Batted In	5	vs. UAPB (3/28/23)^
Doubles	2	2x last at Tulane (3/31/23)^
Triples	1	2x last at Arkansas State (5/2/23)+
Home Runs	1	17x last vs Wichita State (5/23/23)^
Walks	4	vs. UT Martin (5/3/22)^
Stolen Bases	1	15x last at East Carolina (5/13/23)+

*Statistics from Oklahoma

^Statistics from Memphis

+Statistics from Oklahoma & Memphis

MISCELLANEOUS STATS

	2024	CAREER
2 Hit Game	--	23
3 Hit Game	--	9
4+ Hit Game	--	1
2 RBI Game	--	12
3 RBI Game	--	7
4+ RBI Game	--	2

KOHLER'S GAME-BY-GAME HITTING STATS

DATE	OPP	POS	AB	R	H	RBI	2B	3B	HR	BB	K	SB	CS	AVG
2/16	Air Force	3B	1	0	1	1	0	0	0	1	0	0	0	1.000
2/21	Austin Peay	PH	1	0	0	0	0	0	0	0	0	0	0	.500
TOTALS			2	0	1	1	0	0	0	1	0	0	0	.500

CAREER HITTING STATS

YEAR	AVG	GP-GS	AB	R	H	2B	3B	HR	RBI	TB	SLG%	BB	HP	SO	GDP	OB%	SF	SH
2020*	.174	9-6	23	0	4	0	0	0	2	4	.174	1	0	5	0	.200	1	0
2021*	.175	18-10	40	5	7	3	1	0	6	12	.300	1	2	13	0	.233	0	0
2022^	.282	55-54	195	35	55	12	0	6	35	85	.436	27	4	44	1	.374	4	4
2023^	.330	52-52	197	37	65	13	1	11	34	113	.574	22	3	49	2	.404	1	2
2024	.500	2-1	2	0	1	0	0	0	1	0	.500	1	0	0	0	.667	0	0
TOTAL	.292	136-123	457	77	132	28	2	17	78	214	.397	52	9	111	3	.376	6	6

*Statistics from Oklahoma

^Statistics from Memphis

INF/OF | R/R | FR. | 6-1 | 180
STARKVILLE, MISS. / STARKVILLE HS

QUICK HITS

- Made Diamond Dawgs debut vs. Air Force (2/18)

SINGLE GAME CAREER HIGHS

At Bats	1	vs. Air Force (2/18/24)
Hits	--	--
Runs Scored	--	--
Runs Batted In	--	--
Doubles	--	--
Triples	--	--
Home Runs	--	--
Walks	--	--
Stolen Bases	--	--

MISCELLANEOUS STATS

	2024	CAREER
2 Hit Game	--	--
3 Hit Game	--	--
4+ Hit Game	--	--
2 RBI Game	--	--
3 RBI Game	--	--
4+ RBI Game	--	--

PULLIAM'S GAME-BY-GAME HITTING STATS

DATE	OPP	POS	AB	R	H	RBI	2B	3B	HR	BB	K	SB	CS	AVG
2/18	Air Force	PH	1	0	0	0	0	0	0	0	0	0	0	.000
TOTALS			1	0	0	0	0	0	0	0	0	0	0	.000

CAREER HITTING STATS

YEAR	AVG	GP-GS	AB	R	H	2B	3B	HR	RBI	TB	SLG%	BB	HP	SO	GDP	OB%	SF	SH
2024	.000	1-0	1	0	0	0	0	0	0	0	.000	0	0	0	0	.000	0	0
TOTAL	.000	1-0	1	0	0	0	0	0	0	0	.000	0	0	0	0	.000	0	0



HITTER PROFILES

42 DAKOTA JORDAN

OF | R/R | SO. | 6-0 | 220
CANTON, MISS. / JACKSON ACADEMY

QUICK HITS

- Second on the team in 2023 in batting average (.307) and slugging percentage (.575)
- Third on the team with 40 RBIs
- Collected a 12-game hitting streak, longest on the team
- Knocked out 10 home runs to come in fourth on the team
- Went 5-for-12 in the series vs. Air Force (2/16-18) and knocked out two home runs on the weekend

SINGLE GAME CAREER HIGHS

At Bats	6	vs. VMI (2/18/23)
Hits	3	2x last vs. South Carolina (3/31/23)
Runs Scored	3	2x last vs. Air Force (2/18/24)
Runs Batted In	3	5x last at Tennessee (4/28/23)
Doubles	2	2x last at Alabama (4/8/23)
Triples	1	at Tennessee (4/29/23)
Home Runs	1	6x last vs. Air Force (2/18/24)
Walks	3	vs. VMI (2/17/23)
Stolen Bases	1	4x last vs. Ole Miss (4/25/23)

MISCELLANEOUS STATS

	2024	CAREER
2 Hit Game	2	10
3 Hit Game	--	3
4+ Hit Game	--	--
2 RBI Game	1	8
3 RBI Game	--	5
4+ RBI Game	--	1

JORDAN'S GAME-BY-GAME HITTING STATS

DATE	OPP	POS	AB	R	H	RBI	2B	3B	HR	BB	K	SB	CS	AVG
2/16	Air Force	RF	4	3	2	1	0	0	1	1	2	0	0	.500
2/17	Air Force	RF	4	1	1	0	1	0	0	1	2	0	0	.375
2/18	Air Force	RF	4	3	2	2	1	0	1	0	1	0	0	.417
2/20	Austin Peay	RF	4	1	0	0	0	0	0	1	2	0	0	.313
2/21	Austin Peay	RF	4	0	1	1	0	0	0	1	1	0	0	.300
TOTALS			20	8	6	4	2	0	2	4	8	0	0	.300

CAREER HITTING STATS

YEAR	AVG	GP-GS	AB	R	H	2B	3B	HR	RBI	TB	SLG%	BB	HP	SO	GDP	OB%	SF	SH
2023	.307	44-41	153	29	47	9	1	10	40	88	.575	25	1	46	2	.397	5	0
2024	.300	5-5	20	8	6	2	0	2	4	13	.700	4	1	8	0	.440	0	0
TOTAL	.306	49-46	173	37	53	11	1	12	44	101	.590	29	2	54	2	.402	5	0

43 STEVEN SPALLITA

INF/C | L/R | FR. | 5-10 | 185
MANDEVILLE, LA. / FONTAINBLEAU HS

QUICK HITS

-

SINGLE GAME CAREER HIGHS

At Bats	--	--
Hits	--	--
Runs Scored	--	--
Runs Batted In	--	--
Doubles	--	--
Triples	--	--
Home Runs	--	--
Walks	--	--
Stolen Bases	--	--

MISCELLANEOUS STATS

	2024	CAREER
2 Hit Game	--	--
3 Hit Game	--	--
4+ Hit Game	--	--
2 RBI Game	--	--
3 RBI Game	--	--
4+ RBI Game	--	--

SPALLITA' GAME-BY-GAME HITTING STATS

DATE	OPP	POS	AB	R	H	RBI	2B	3B	HR	BB	K	SB	CS	AVG
TOTALS			0	0	0	0	0	0	0	0	0	0	0	.000

CAREER HITTING STATS

YEAR	AVG	GP-GS	AB	R	H	2B	3B	HR	RBI	TB	SLG%	BB	HP	SO	GDP	OB%	SF	SH
2024	.000	0-0	0	0	0	0	0	0	0	0	.000	0	0	0	0	.000	0	0
TOTAL	.000	0-0	0	0	0	0	0	0	0	0	.000	0	0	0	0	.000	0	0



HITTER PROFILES

44 HUNTER HINES

INF/OF | L/R | JR. | 6-3 | 210
MADISON, MISS. / MADISON CENTRAL HS

QUICK HITS

- Tied for sixth in program history with 22 home runs in a single season
- 10th in program history with 38 career home runs. Six home runs away from ninth
- Leads the team in 2023 in slugging percentage (.683), RBIs (61) and home runs (22)
- Named First Team All-SEC (DH), finalist for the Ferris Trophy and was an ABCA/Rawlings South All-Region First Team honoree
- Went 3-for-5 vs. Air Force (2/18) with three hits, an RBI and a double

SINGLE GAME CAREER HIGHS

At Bats	6	3x last at Alabama (4/7/23)
Hits	4	vs. South Carolina (3/31/23)
Runs Scored	4	vs. Georgia (3/20/22)
Runs Batted In	5	vs. Grambling (4/4/23)
Doubles	2	vs. Lipscomb (3/10/23)
Triples	1	vs. Northern Kentucky (2/25/22)
Home Runs	2	3x last at Tennessee (4/28/23)
Walks	3	vs. Memphis (3/29/22)
Stolen Bases	--	

MISCELLANEOUS STATS

	2024	CAREER
2 Hit Game	1	23
3 Hit Game	1	13
4+ Hit Game	--	1
2 RBI Game	--	12
3 RBI Game	1	10
4+ RBI Game	--	7

HINES' GAME-BY-GAME HITTING STATS

DATE	OPP	POS	AB	R	H	RBI	2B	3B	HR	BB	K	SB	CS	AVG
2/16	Air Force	1B	5	0	1	1	0	0	0	0	3	0	0	.200
2/17	Air Force	1B	4	0	1	0	0	0	0	0	1	0	0	.222
2/18	Air Force	1B	5	3	3	1	1	0	0	0	1	0	0	.357
2/20	Austin Peay	1B	3	1	1	0	0	0	0	1	0	0	0	.353
2/21	Austin Peay	1B	4	1	2	3	1	0	0	2	1	0	0	.381
TOTALS			21	5	8	5	2	0	0	3	6	0	0	.381

CAREER HITTING STATS

YEAR	AVG	GP-GS	AB	R	H	2B	3B	HR	RBI	TB	SLG%	BB	HP	SO	GDP	OB%	SF	SH
2022	.300	56-56	210	51	63	13	1	16	52	126	.600	29	4	58	4	.393	1	0
2023	.297	52-52	202	44	60	12	0	22	61	138	.683	23	4	64	3	.375	3	0
2024	.381	5-5	21	5	8	2	0	0	5	7	.476	3	0	6	0	.458	0	0
TOTAL	.303	113-113	433	100	131	27	1	38	118	271	.633	55	8	128	7	.388	4	0



TWO-WAY PLAYER PROFILES

15 LUKE DOTSON

INF/LHP | L/L | FR. | 6-4 | 195
MARIETTA, GA. / MOUNT PARAN CHRSTIAN

QUICK HITS

-Made his Dawg debut against Air Force on Feb. 18

SINGLE GAME CAREER HIGHS

At Bats	--	--
Hits	--	--
Runs Scored	--	--
Runs Batted In	--	--
Doubles	--	--
Triples	--	--
Home Runs	--	--
Walks	--	--
Stolen Bases	--	--

MISCELLANEOUS STATS

	2024	CAREER
2 Hit Game	--	--
3 Hit Game	--	--
4+ Hit Game	--	--
2 RBI Game	--	--
3 RBI Game	--	--
4+ RBI Game	--	--

SINGLE GAME CAREER HIGHS

Innings	1.0	vs. Air Force (2/18/24)
Strikeouts	2	vs. Air Force (2/18/24)
Walks	0	vs. Air Force (2/18/24)

MISCELLANEOUS STATS

	2024	CAREER GAMES
5+ Strikeouts	--	--
10+ Strikeouts	--	--
2 or Fewer Hits Allowed	--	--
Longest Scoreless Innings Stretch	--	--
Wins in a Row*	--	--

*no decisions do not break a streak
**designates as current

DOTSON'S GAME-BY-GAME HITTING STATS

DATE	OPP	POS	AB	R	H	RBI	2B	3B	HR	BB	K	SB	CS	AVG
TOTALS			0	0	0	0	0	0	0	0	0	0	0	.000

CAREER HITTING STATS

YEAR	AVG	GP-GS	AB	R	H	2B	3B	HR	RBI	TB	SLG%	BB	HP	SO	GDP	OB%	SF	SH
2024	.000	0-0	0	0	0	0	0	0	0	0	.000	0	0	0	0	.000	0	0
TOTAL	.000	0-0	0	0	0	0	0	0	0	0	.000	0	0	0	0	.000	0	0

DOTSON'S GAME-BY-GAME PITCHING STATS

DATE	OPP	GS	IP	H	R	ER	BB	SO	2B	3B	HR	WP	BK	HBP	W/L	SV	ERA
Feb. 18	Air Force		1.0	0	0	0	0	2	0	0	0	0	0	0	-/-	0	0.00
TOTALS			1.0	0	0	0	0	2	0	0	0	0	0	0	-/-	0	0.00

CAREER PITCHING STATS

YEAR	ERA	W-L	APP	GS	CG	SHO	SV	IP	H	R	ER	BB	SO	BF	B/AVG	WP	HBP
2024	0.00	0-0	1	0	0	0	0	1.0	0	0	0	0	2	3	.000	0	0
TOTAL	0.00	0-0	1	0	0	0	0	1.0	0	0	0	0	2	3	.000	0	0



TWO-WAY PLAYER PROFILES

36 NOLAN STEVENS

INF/OF/LHP | L/L | FR. | 6-3 | 210
ELK GROVE, CALIF. / FRANKLIN HS

QUICK HITS

- SportStars' NorCal Baseball Player of the Year (2023) out of high school
- Made his debut as a Dawg on Feb. 18 as a pinch hitter

SINGLE GAME CAREER HIGHS

At Bats	1	vs. Air Force (2/18/24)
Hits	--	--
Runs Scored	--	--
Runs Batted In	--	--
Doubles	--	--
Triples	--	--
Home Runs	--	--
Walks	--	--
Stolen Bases	--	--

MISCELLANEOUS STATS

	2024	CAREER
2 Hit Game	--	--
3 Hit Game	--	--
4+ Hit Game	--	--
2 RBI Game	--	--
3 RBI Game	--	--
4+ RBI Game	--	--

SINGLE GAME CAREER HIGHS

Innings	2.1	vs. Austin Peay (3/20/24)
Strikeouts	3	vs. Austin Peay (3/20/24)
Walks	0	vs. Austin Peay (3/20/24)

MISCELLANEOUS STATS

	2024	CAREER GAMES
5+ Strikeouts	--	--
10+ Strikeouts	--	--
2 or Fewer Hits Allowed	--	--
Longest Scoreless Innings Stretch	--	--
Wins in a Row*	--	--

*no decisions do not break a streak
**designates as current

STEVENS' GAME-BY-GAME HITTING STATS

DATE	OPP	POS	AB	R	H	RBI	2B	3B	HR	BB	K	SB	CS	AVG
Feb. 18	Air Force	PH	1	0	0	0	0	0	0	0	0	0	0	.000
TOTALS			1	0	0	0	0	0	0	0	0	0	0	.000

CAREER HITTING STATS

YEAR	AVG	GP-GS	AB	R	H	2B	3B	HR	RBI	TB	SLG%	BB	HP	SO	GDP	OB%	SF	SH
2024	.000	1-0	1	0	0	0	0	0	0	0	.000	0	0	0	0	.000	0	0
TOTAL	.000	0-0	0	0	0	0	0	0	0	0	.000	0	0	0	0	.000	0	0

STEVENS' GAME-BY-GAME PITCHING STATS

DATE	OPP	GS	IP	H	R	ER	BB	SO	2B	3B	HR	WP	BK	HBP	W/L	SV	ERA
Feb. 20	Austin Peay		2.1	3	2	2	0	3	0	0	1	1	0	1	-/-	-	7.71
TOTALS			2.1	3	2	2	0	3	0	0	1	1	0	1	-/-	-	7.71

CAREER PITCHING STATS

YEAR	ERA	W-L	APP	GS	CG	SHO	SV	IP	H	R	ER	BB	SO	BF	B/AVG	WP	HBP
2024	7.71	0-0	1	0	0	0	0	2.1	3	2	2	0	3	10	.333	0	0
TOTAL	7.71	0-0	1	0	0	0	0	2.1	3	2	2	0	3	10	.333	0	0



TWO-WAY PLAYER PROFILES

46 JACKSON MCKENZIE

INF/OF/LHP | L/L | FR. | 6-1 | 215
PACE, FLA. / PACE HS

QUICK HITS

- Earned first start as a Dawg on Feb. 18 at DH

SINGLE GAME CAREER HIGHS

At Bats	--	--
Hits	--	--
Runs Scored	--	--
Runs Batted In	--	--
Doubles	--	--
Triples	--	--
Home Runs	--	--
Walks	--	--
Stolen Bases	--	--

MISCELLANEOUS STATS

	2024	CAREER
2 Hit Game	--	--
3 Hit Game	--	--
4+ Hit Game	--	--
2 RBI Game	--	--
3 RBI Game	--	--
4+ RBI Game	--	--

SINGLE GAME CAREER HIGHS

Innings	--	--
Strikeouts	--	--
Walks	--	--

MISCELLANEOUS STATS

	2024	CAREER GAMES
5+ Strikeouts	--	--
10+ Strikeouts	--	--
2 or Fewer Hits Allowed	--	--
Longest Scoreless Innings Stretch	--	--
Wins in a Row*	--	--

*no decisions do not break a streak

**designates as current

MCKENZIE'S GAME-BY-GAME HITTING STATS

DATE	OPP	POS	AB	R	H	RBI	2B	3B	HR	BB	K	SB	CS	AVG
Feb. 18	Air Force	DH	3	1	1	0	0	0	0	1	1	0	0	.333
Feb. 20	Austin Peay	PH	1	0	0	0	0	0	0	0	0	0	0	.250
TOTALS			4	1	1	0	0	0	0	1	1	0	0	.250

CAREER HITTING STATS

YEAR	AVG	GP-GS	AB	R	H	2B	3B	HR	RBI	TB	SLG%	BB	HP	SO	GDP	OB%	SF	SH
2024	.250	2-1	4	1	1	0	0	0	0	0	.250	1	0	1	0	.400	0	0
TOTAL	.250	2-1	4	1	1	0	0	0	0	0	.250	1	0	1	0	.400	0	0

MCKENZIE'S GAME-BY-GAME PITCHING STATS

DATE	OPP	GS	IP	H	R	ER	BB	SO	2B	3B	HR	WP	BK	HBP	W/L	SV	ERA
TOTALS			0.0	0	0	0	0	0	0	0	0	0	0	0	-/-	0	0.00

CAREER PITCHING STATS

YEAR	ERA	W-L	APP	GS	CG	SHO	SV	IP	H	R	ER	BB	SO	BF	B/AVG	WP	HBP
2024	0.00	0-0	0	0	0	0	0	0.0	0	0	0	0	0	0	.000	0	0
TOTAL	0.00	0-0	0	0	0	0	0	0.0	0	0	0	0	0	0	.000	0	0

PITCHING STAFF PROFILES

2 CAM SCHUELKE

RHP | R/R | SR. | 6-1 | 195
DORR, MICH. / BRYON CENTER HS / COLLEGE OF CENTRAL FLORIDA

QUICK HITS

- 2023 NJCAA First Team All-American (Relief Pitcher)
- 2023 D1 All-FCSAA/All-NJCAA Region 8 Fireman of the Year (FCSAA)
- 2022 Russ Ford Outstanding Relief Pitcher Award (Cape Cod League)

SINGLE GAME CAREER HIGHS

Innings	2.0	Air Force (2/16/24)
Strikeouts	--	--
Walks	1	Austin Peay (2/20/24)

MISCELLANEOUS STATS

	2024	CAREER GAMES
5+ Strikeouts	--	--
10+ Strikeouts	--	--
2 or Fewer Hits Allowed	2	2
Longest Scoreless Innings Stretch	--	--
Wins in a Row*	--	--

*no decisions do not break a streak
**designates as current

SCHUELKE'S GAME-BY-GAME PITCHING STATS

DATE	OPP	GS	IP	H	R	ER	BB	SO	2B	3B	HR	WP	BK	HBP	W/L	SV	ERA
2/16	Air Force	0	2.0	0	0	0	0	2	0	0	0	0	0	0	0/0	1	0.00
2/20	Austin Peay	0	1.2	0	0	0	0	2	0	0	0	0	0	0	0/0	0	0.00
2/21	Austin Peay	0	1.2	4	4	4	1	2	2	0	0	0	0	0	0/1	0	6.75
TOTALS		0	5.1	4	4	4	1	6	2	0	0	0	0	0	0/1	1	6.75

CAREER PITCHING STATS

YEAR	ERA	W-L	APP	GS	CG	SHO	SV	IP	H	R	ER	BB	SO	BF	B/AVG	WP	HBP
2024	6.75	0-1	3	0	0	0	1	5.1	4	4	4	1	6	19	.263	0	0
TOTAL	6.75	0-1	3	0	0	0	1	5.1	4	4	4	1	6	19	.263	0	0

4 MIKHAI GRANT

RHP | R/R | FR. | 6-3 | 215
STOCKBRIDGE, GA. / GEORGIA PREMIERE ACADEMY

QUICK HITS

-

SINGLE GAME CAREER HIGHS

Innings	--	--
Strikeouts	--	--
Walks	--	--

MISCELLANEOUS STATS

	2024	CAREER GAMES
5+ Strikeouts	--	--
10+ Strikeouts	--	--
2 or Fewer Hits Allowed	--	--
Longest Scoreless Innings Stretch	--	--
Wins in a Row*	--	--

*no decisions do not break a streak
**designates as current

GRANT'S GAME-BY-GAME PITCHING STATS

DATE	OPP	GS	IP	H	R	ER	BB	SO	2B	3B	HR	WP	BK	HBP	W/L	SV	ERA
TOTALS		0.0	0	0	0	0	0	0	0	0	0	0	0	0	-/-	0	0.00

CAREER PITCHING STATS

YEAR	ERA	W-L	APP	GS	CG	SHO	SV	IP	H	R	ER	BB	SO	BF	B/AVG	WP	HBP
2024	0.00	0-0	0	0	0	0	0	0.0	0	0	0	0	0	0	.000	0	0
TOTAL	0.00	0-0	0	0	0	0	0	0.0	0	0	0	0	0	0	.000	0	0



PITCHING STAFF PROFILES

6 LOGAN FORSYTHE

RHP | R/R | SO. | 6-0 | 190
D'IBERVILLE, MISS. / D'IBERVILLE HS

QUICK HITS

- Made Bulldog debut on Feb. 17 against VMI
- Collected 10 strikeouts through 39 batters faced

SINGLE GAME CAREER HIGHS

Innings	1.1	vs. Vanderbilt (3/24/23)
Strikeouts	3	vs. Grambling (4/4/23)
Walks	2	vs. Alabama (4/7/23)

MISCELLANEOUS STATS

	2024	CAREER GAMES
5+ Strikeout Games	--	--
10+ Strikeout Games	--	--
2 or Fewer Hits Allowed	--	5
Longest Scoreless Innings Stretch	--	2.0
Wins in a Row*	--	--

*no decisions do not break a streak
**designates as current

FORSYTHE'S GAME-BY-GAME PITCHING STATS

DATE	OPP	GS	IP	H	R	ER	BB	SO	2B	3B	HR	WP	BK	HBP	W/L	SV	ERA
TOTALS			0.0	0	0	0	0	0	0	0	0	0	0	0	-/-	0	0.00

CAREER PITCHING STATS

YEAR	ERA	W-L	APP	GS	CG	SHO	SV	IP	H	R	ER	BB	SO	BF	B/AVG	WP	HBP
2023	11.37	0-0	7	0	0	0	0	6.1	11	9	8	8	10	39	.379	2	1
2024	0.00	0-0	0	0	0	0	0	0.0	0	0	0	0	0	0	.000	0	0
TOTAL	11.37	0-0	7	0	0	0	0	6.1	11	9	8	8	10	39	.379	2	1

9 PICO KOHN

LHP | L/L | JR. | 6-4 | 200
VERBENA, ALA. / CHILTON COUNTY HS

QUICK HITS

- Did not make an apperanace during the 2023 season

SINGLE GAME CAREER HIGHS

Innings	3.0	vs. Southern (3/23/2022)
Strikeouts	4	vs. Auburn (4/16/22)
Walks	4	vs. Tennessee (5/21/22)

MISCELLANEOUS STATS

	2024	CAREER GAMES
5+ Strikeout Games	--	--
10+ Strikeout Games	--	--
2 or Fewer Hits Allowed	--	16
Longest Scoreless Innings Stretch	--	5
Wins in a Row*	--	1

*no decisions do not break a streak
**designates as current

KOHN'S GAME-BY-GAME PITCHING STATS

DATE	OPP	GS	IP	H	R	ER	BB	SO	2B	3B	HR	WP	BK	HBP	W/L	SV	ERA
TOTALS			0.0	0	0	0	0	0	0	0	0	0	0	0	-/-	0	0.00

CAREER PITCHING STATS

YEAR	ERA	W-L	APP	GS	CG	SHO	SV	IP	H	R	ER	BB	SO	BF	B/AVG	WP	HBP
2022	4.91	2-2	21	2	0	0/0	0	36.2	35	24	20	18	35	165	.255	4	4
2023								DNP									
2024	0.00	0-0	0	0	0	0	0	0.0	0	0	0	0	0	0	.000	0	0
TOTAL	4.91	2-2	21	2	0	0	0	36.2	35	24	20	18	35	165	.255	4	4



PITCHING STAFF PROFILES

11 KK CLARK

RHP | R/R | FR. | 5-11 | 190
BRANDON, MISS. / BRANDON HS

QUICK HITS

- Brother of Kellum Clark, a 2023 MLB Draft Pick of the New York Mets

SINGLE GAME CAREER HIGHS

Innings	--	--
Strikeouts	--	--
Walks	--	--

MISCELLANEOUS STATS

	2024	CAREER GAMES
5+ Strikeouts	--	--
10+ Strikeouts	--	--
2 or Fewer Hits Allowed	--	--
Longest Scoreless Innings Stretch	--	--
Wins in a Row*	--	--

*no decisions do not break a streak

**designates as current

CLARK'S GAME-BY-GAME PITCHING STATS

DATE	OPP	GS	IP	H	R	ER	BB	SO	2B	3B	HR	WP	BK	HBP	W/L	SV	ERA
TOTALS		0.0	0	0	0	0	0	0	0	0	0	0	0	0	-/-	0	0.00

CAREER PITCHING STATS

YEAR	ERA	W-L	APP	GS	CG	SHO	SV	IP	H	R	ER	BB	SO	BF	B/AVG	WP	HBP
2024	0.00	0-0	0	0	0	0	0	0.0	0	0	0	0	0	0	.000	0	0
TOTAL	0.00	0-0	0	0	0	0	0	0.0	0	0	0	0	0	0	.000	0	0

12 EVAN SIARY

RHP | R/R | SO. | 6-1 | 190
COLUMBUS, MISS. / STARKVILLE ACADEMY

QUICK HITS

- In 28.0 innings pitched, put together 28 strikeouts and seven walks
- Earned first win of the season against Ole Miss on April 25
- Pitched a career-high five strikeouts through three innings against ULM (2/21)

SINGLE GAME CAREER HIGHS

Innings	4.1	vs. Kentucky (3/19/23)
Strikeouts	5	vs. ULM (2/21/23)
Walks	3	vs. Ohio State (3/3/23)

MISCELLANEOUS STATS

	2024	CAREER GAMES
5+ Strikeouts	--	1
10+ Strikeouts	--	--
2 or Fewer Hits Allowed	--	7
Longest Scoreless Innings Stretch	--	6.1
Wins in a Row*	--	1

*no decisions do not break a streak

**designates as current

SIARY'S GAME-BY-GAME PITCHING STATS

DATE	OPP	GS	IP	H	R	ER	BB	SO	2B	3B	HR	WP	BK	HBP	W/L	SV	ERA
2/16	Air Force	0	2.0	3	2	2	0	1	2	0	1	0	0	0	0/0	0	9.00
2/20	Austin Peay	1	2.0	3	1	1	0	4	0	0	0	0	0	0	0/1	0	4.50
TOTALS		1	4.0	6	3	3	0	5	2	0	1	0	0	0	0/1	0	6.75

CAREER PITCHING STATS

YEAR	ERA	W-L	APP	GS	CG	SHO	SV	IP	H	R	ER	BB	SO	BF	B/AVG	WP	HBP
2023	7.42	1-2	13	3	0	0	1	26.2	35	27	22	12	26	133	.310	1	4
2024	6.75	0-1	2	1	0	0	0	4.0	6	3	3	0	5	18	.333	0	0
TOTAL	7.09	1-3	15	4	0	0	1	30.2	41	30	25	12	31	151	.322	1	4



PITCHING STAFF PROFILES

14 KHAL STEPHEN

RHP | R/R | JR. | 6-4 | 215
WILLIAMSPORT, IND. / SEEGER HS / PURDUE

QUICK HITS

- 2023 Thrid Team All-Big Ten (Sophomore Year at Purdue)

SINGLE GAME CAREER HIGHS

Innings	8.0	vs. South Dakota State (5/5/23)*
Strikeouts	11	vs. Air Force (2/17/24)
Walks	6	vs. Nebraska (5/18/23)*

*Career-highs from Purdue

MISCELLANEOUS STATS

	2024	CAREER GAMES
5+ Strikeouts	1	8
10+ Strikeouts	1	1
2 or Fewer Hits Allowed	--	19
Longest Scoreless Innings Stretch	--	6.0
Wins in a Row*	--	7

*no decisions do not break a streak

**designates as current

STEPHEN'S GAME-BY-GAME PITCHING STATS

DATE	OPP	GS	IP	H	R	ER	BB	SO	2B	3B	HR	WP	BK	HBP	W/L	SV	ERA
2/17	Air Force	1	7.0	3	1	1	0	11	0	0	1	0	0	1	0/0	0	1.29
TOTALS		1	7.0	3	1	1	0	11	0	0	1	0	0	1	0/0	0	1.29

CAREER PITCHING STATS

YEAR	ERA	W-L	APP	GS	CG	SHO	SV	IP	H	R	ER	BB	SO	BF	B/AVG	WP	HBP
2022*	8.29	3-4	23	0	0	0	2	33.2	39	32	31	18	38	160	.287	6	3
2023*	5.21	7-4	14	14	0	0	0	76.0	72	51	44	30	66	333	.248	1	8
2024	1.29	0-0	1	1	0	0	0	7.0	3	1	1	0	11	22	.136	0	1
TOTAL	4.93	10-8	38	15	0	0	2	116.2	114	84	76	48	115	515	.224	7	12

*Statistics from Purdue

16 COLE CHEATHAM

LHP | L/L | JR. | 6-3 | 185
ARDMORE ALA. / ARDMORE HS

QUICK HITS

- Punched out 11 batters through 11.1 innings of work
- Earned a season-high four strikeouts at Tennessee on April 19

SINGLE GAME CAREER HIGHS

Innings	3.0	vs. Samford (5/10/22)
Strikeouts	4	vs. Tennessee (5/19/22)
Walks	4	vs. Arkansas (4/1/22)

MISCELLANEOUS STATS

	2024	CAREER GAMES
5+ Strikeouts	--	--
10+ Strikeouts	--	--
2 or Fewer Hits Allowed	2	14
Longest Scoreless Innings Stretch	--	8
Wins in a Row*	--	--

*no decisions do not break a streak

**designates as current

CHEATHAM'S GAME-BY-GAME PITCHING STATS

DATE	OPP	GS	IP	H	R	ER	BB	SO	2B	3B	HR	WP	BK	HBP	W/L	SV	ERA
2/17	Air Force	0	0.1	0	0	0	0	0	0	0	0	0	0	0	-/-	0	0.00
2/20	Austin Peay	0	0.1	0	0	0	0	1	0	0	0	0	0	0	-/-	0	0.00
TOTALS		0	0.2	0	0	0	0	1	0	0	0	0	0	0	-/-	0	0.00

CAREER PITCHING STATS

YEAR	ERA	W-L	APP	GS	CG	SHO	SV	IP	H	R	ER	BB	SO	BF	B/AVG	WP	HBP
2022	9.24	0-0	10	1	0	0	0	12.2	17	13	13	12	18	70	.304	2	2
2023	7.15	0-0	9	0	0	0	0	11.1	14	15	9	11	11	61	.292	5	0
2024	0.00	0-0	2	0	0	0	0	0.2	0	0	0	0	1	2	.000	0	0
TOTAL	8.03	0-0	21	1	0	0	0	24.2	31	28	22	23	30	133	.276	7	2



PITCHING STAFF PROFILES

17 STONE SIMMONS

RHP | R/R | GR. | 6-4 | 235
HOUSTON, TEXAS / THE KINKAID SCHOOL / FURMAN

QUICK HITS

- Missed the 2023 season due to injury. Was the teams first base coach in 2023
- Last pitched on March 5, 2022 at Tulane

SINGLE GAME CAREER HIGHS

Innings	7.0	vs. Fordham (2/28/20)*
Strikeouts	8	vs. Fordham (2/28/20)*
Walks	3	vs. Campbell (3/6/20)*

*Career-highs from Furman

MISCELLANEOUS STATS

	2024	CAREER GAMES
5+ Strikeouts	--	2
10+ Strikeouts	--	--
2 or Fewer Hits Allowed	--	17
Longest Scoreless Innings Stretch	--	5.2
Wins in a Row*	--	1

*no decisions do not break a streak

**designates as current

SIMMONS' GAME-BY-GAME PITCHING STATS

DATE	OPP	GS	IP	H	R	ER	BB	SO	2B	3B	HR	WP	BK	HBP	W/L	SV	ERA
TOTALS		0.0	0	0	0	0	0	0	0	0	0	0	0	0	-/-	0	0.00

CAREER PITCHING STATS

YEAR	ERA	W-L	APP	GS	CG	SHO	SV	IP	H	R	ER	BB	SO	BF	B/AVG	WP	HBP
2020*	2.91	0-3	4	4	0	0	0	21.2	23	11	7	6	17	96	.271	3	2
2021	4.81	1-1	19	0	0	0	2	24.1	22	15	13	8	29	104	.234	2	1
2022	0.00	0-0	3	0	0	0	0	4.1	0	0	0	0	6	13	.000	0	0
2023								DNP									
2024	0.00	0-0	0	0	0	0	0	0.0	0	0	0	0	0	0	.000	0	0
TOTAL	3.91	1-4	26	4	0	0	2	46.0	45	26	20	14	46	213	.230	5	3

*Statistics from Furman

19 MAX MILLER

LHP | L/L | SO. | 6-1 | 205
VANCELEAVE, MISS. / VANCELEAVE HS

QUICK HITS

- Did not appear in a game last season

SINGLE GAME CAREER HIGHS

Innings	--	--
Strikeouts	--	--
Walks	--	--

MISCELLANEOUS STATS

	2024	CAREER GAMES
5+ Strikeouts	--	--
10+ Strikeouts	--	--
2 or Fewer Hits Allowed	--	--
Longest Scoreless Innings Stretch	--	--
Wins in a Row*	--	--

*no decisions do not break a streak

**designates as current

MILLER'S GAME-BY-GAME PITCHING STATS

DATE	OPP	GS	IP	H	R	ER	BB	SO	2B	3B	HR	WP	BK	HBP	W/L	SV	ERA
TOTALS		0.0	0	0	0	0	0	0	0	0	0	0	0	0	-/-	0	0.00

CAREER PITCHING STATS

YEAR	ERA	W-L	APP	GS	CG	SHO	SV	IP	H	R	ER	BB	SO	BF	B/AVG	WP	HBP
2023								DNP									
2024	0.00	0-0	0	0	0	0	0	0.0	0	0	0	0	0	0	.000	0	0
TOTAL	0.00	0-0	0	0	0	0	0	0.0	0	0	0	0	0	0	.000	0	0



PITCHING STAFF PROFILES

20 WILL PASSEAU

RHP | R/R | JR. | 6-2 | 215
MOBILE, ALA. / ST. PAUL'S EPISCOPAL SCHOOL / PEARL RIVER CC

QUICK HITS

- Ended the 2022-23 season with a career best 2.26 ERA^
- Totalled 87 punchouts in 67.2 innings pitched in the 2022-23 season^

SINGLE GAME CAREER HIGHS

Innings	--	--
Strikeouts	--	--
Walks	--	--

MISCELLANEOUS STATS

	2024	CAREER GAMES
5+ Strikeouts	--	--
10+ Strikeouts	--	--
2 or Fewer Hits Allowed	--	--
Longest Scoreless Innings Stretch	--	--
Wins in a Row*	--	--

*no decisions do not break a streak

**designates as current

*Pearl River CC

PASSEAU'S GAME-BY-GAME PITCHING STATS

DATE	OPP	GS	IP	H	R	ER	BB	SO	2B	3B	HR	WP	BK	HBP	W/L	SV	ERA
TOTALS		0.0	0	0	0	0	0	0	0	0	0	0	0	0	-/-	0	0.00

CAREER PITCHING STATS

YEAR	ERA	W-L	APP	GS	CG	SHO	SV	IP	H	R	ER	BB	SO	BF	B/AVG	WP	HBP
2024	0.00	0-0	0	0	0	0	0	0.0	0	0	0	0	0	0	.000	0	0
TOTAL	0.00	0-0	0	0	0	0	0	0.0	0	0	0	0	0	0	.000	0	0

21 COLBY HOLCOMBE

RHP | R/R | JR. | 6-6 | 250
FLORENCE, ALA. / CENTRAL HS / NE MISSISSIPPI CC

QUICK HITS

- Tallied eight strikeouts against South Carolina on Mar. 30, a season-high, in 2023
- Third on the team with 49 strikeouts in 2023
- Held opponents to a .228 batting average in 2023
- Sixth on the team for most innings pitched (36.0) in 2023

SINGLE GAME CAREER HIGHS

Innings	4.1	vs. Arkansas (5/6/23)
Strikeouts	8	vs. South Carolina (3/30/23)
Walks	6	vs. South Carolina (3/30/23)

MISCELLANEOUS STATS

	2024	CAREER GAMES
5+ Strikeouts	--	5
10+ Strikeouts	--	--
2 or Fewer Hits Allowed	2	16
Longest Scoreless Innings Stretch	--	4.1
Wins in a Row*	--	1

*no decisions do not break a streak

**designates as current

HOLCOMBE'S GAME-BY-GAME PITCHING STATS

DATE	OPP	GS	IP	H	R	ER	BB	SO	2B	3B	HR	WP	BK	HBP	W/L	SV	ERA
2/17	Air Force	0	1.0	0	2	2	3	1	0	0	0	0	0	1	0/1	0	18.00
2/21	Austn Peay	0	2.1	1	1	1	1	2	0	0	1	0	0	0	0/0	0	3.66
TOTALS		0	3.1	1	3	3	4	3	0	0	1	0	0	1	0/1	0	8.10

CAREER PITCHING STATS

YEAR	ERA	W-L	APP	GS	CG	SHO	SV	IP	H	R	ER	BB	SO	BF	B/AVG	WP	HBP
2023	7.71	2-2	17	2	0	0	0	32.2	29	33	28	35	44	166	.232	3	3
2024	8.10	0-1	2	0	0	0	0	3.1	1	3	3	4	3	11	.091	0	1
TOTAL	7.91	2-3	19	2	0	0	0	35.3	30	36	31	39	47	177	.162	3	4

PITCHING STAFF PROFILES

25 NATE DOHM

RHP | R/R | SO. | 6-4 | 210
ZIONSVILLE, IND. / ZIONSVILLE HS / BALL STATE

QUICK HITS

- Earned the opening day start for the Dawgs in 2024
- 2023 Frisco Classic All-Tournament selection
- Earned his first start of the season against Vanderbilt on March 26, 2023
- Led the 2023 Diamond Dawgs in wins (6)
- Put together a 6-4 record and two saves on the season, the saves were tied for a team-high, in 2023
- Tallied 49 strikeouts and just 12 walks, in 2023

SINGLE GAME CAREER HIGHS

Innings	7.0	vs. Miami (5/21/22)*
Strikeouts	13	vs. Miami (5/21/22)*
Walks	4	vs. Central Michigan (5/28/22)*

*Career-highs from Ball State

MISCELLANEOUS STATS

	2024	CAREER GAMES
5+ Strikeouts	--	6
10+ Strikeouts	--	1
2 or Fewer Hits Allowed	--	19
Longest Scoreless Innings Stretch	--	9.0
Wins in a Row*	--	3

*no decisions do not break a streak

**designates as current

DOHM'S GAME-BY-GAME PITCHING STATS

DATE	OPP	GS	IP	H	R	ER	BB	SO	2B	3B	HR	WP	BK	HBP	W/L	SV	ERA
2/16	Air Force	1	4.0	6	2	1	2	4	2	0	0	1	0	0	0/0	0	2.25
TOTALS		1	4.0	6	2	1	2	4	2	0	0	1	0	0	0/0	0	2.25

CAREER PITCHING STATS

YEAR	ERA	W-L	APP	GS	CG	SHO	SV	IP	H	R	ER	BB	SO	BF	B/AVG	WP	HBP
2022*	5.71	4-3	15	3	1	0	2	41.0	32	29	26	26	56	182	.218	7	5
2023	4.17	5-4	16	2	0	0	2	41.0	41	28	19	11	47	180	.258	5	5
2024	2.25	0-0	1	1	0	0	0	4.0	6	2	1	2	4	18	.333	1	0
TOTAL	4.04	9-7	31	6	1	0	4	86.0	79	59	46	39	107	380	.269	13	10

* Statistics from Ball State

26 TYSON HARDIN

RHP | R/R | SO. | 6-2 | 185
DOVER, FLA. / STRAWBERRY CREST HS / DAYTON STATE COLLEGE

QUICK HITS

- Pitched 19.2 innings collecting 25 strikeouts on during the 2023 season
- Made Bulldog debut against VMI on Feb. 17, 2023

SINGLE GAME CAREER HIGHS

Innings	2.2	vs. Austin Peay (2/21/24)
Strikeouts	3	vs. Austin Peay (2/21/24)
Walks	2	vs. Vanderbilt (3/24/23)

MISCELLANEOUS STATS

	2024	CAREER GAMES
5+ Strikeouts	--	--
10+ Strikeouts	--	--
2 or Fewer Hits Allowed	1	8
Longest Scoreless Innings Stretch	--	4.0
Wins in a Row*	--	--

*no decisions do not break a streak

**designates as current

HARDIN'S GAME-BY-GAME PITCHING STATS

DATE	OPP	GS	IP	H	R	ER	BB	SO	2B	3B	HR	WP	BK	HBP	W/L	SV	ERA
2/18	Air Force	0	1.0	2	1	0	0	0	0	0	0	1	0	0	1/0	0	0.00
2/21	Austin Peay	0	2.2	4	4	4	1	3	1	0	0	0	0	0	0/0	0	13.50
TOTALS		0	3.2	6	5	4	1	3	1	0	0	1	0	0	1/0	0	9.82

CAREER PITCHING STATS

YEAR	ERA	W-L	APP	GS	CG	SHO	SV	IP	H	R	ER	BB	SO	BF	B/AVG	WP	HBP
2023	14.26	0-0	14	0	0	0	0	17.2	39	29	28	10	21	102	.438	4	0
2024	9.82	1-0	2	1	0	0	0	3.2	6	5	4	1	3	14	.429	1	0
TOTAL	12.04	1-0	16	1	0	0	0	21.1	45	34	32	11	24	116	.433	5	0



PITCHING STAFF PROFILES

27 GAVIN BLACK

RHP | L/R | SO. | 6-0 | 195
BOGART, GA / NW FLORIDA STATE COLLEGE

QUICK HITS

- Made his Dawg debut on Feb. 18 against Air Force

SINGLE GAME CAREER HIGHS

Innings	1.0	Air Force (2/18/24)
Strikeouts	3	Air Force (2/18/24)
Walks	1	Air Force (2/18/24)

MISCELLANEOUS STATS

	2024	CAREER GAMES
5+ Strikeouts	--	--
10+ Strikeouts	--	--
2 or Fewer Hits Allowed	1	1
Longest Scoreless Innings Stretch	--	--
Wins in a Row*	--	--

*no decisions do not break a streak

**designates as current

BLACK'S GAME-BY-GAME PITCHING STATS

DATE	OPP	GS	IP	H	R	ER	BB	SO	2B	3B	HR	WP	BK	HBP	W/L	SV	ERA
2/18	Air Force	0	1.0	0	0	0	1	3	0	0	0	0	0	0	0/0	0	0.00
2/21	Austin Peay	0	1.1	1	0	0	0	2	0	0	0	0	0	0	0/0	0	0.00
TOTALS		0	2.1	1	0	0	1	5	0	0	0	0	0	0	0/0	0	0.00

CAREER PITCHING STATS

YEAR	ERA	W-L	APP	GS	CG	SHO	SV	IP	H	R	ER	BB	SO	BF	B/AVG	WP	HBP
2024	0.00	0-0	2	0	0	0	0	2.1	1	0	0	1	5	8	.125	0	0
TOTAL	0.00	0-0	2	0	0	0	0	2.1	1	0	0	1	5	8	.125	0	0

28 GAGE HALEY

RHP | R/R | FR. | 6-5 | 270
SOUTHAVEN, MISS / LEWISBURG HS

QUICK HITS

-

SINGLE GAME CAREER HIGHS

Innings	--	--
Strikeouts	--	--
Walks	--	--

MISCELLANEOUS STATS

	2024	CAREER GAMES
5+ Strikeouts	--	--
10+ Strikeouts	--	--
2 or Fewer Hits Allowed	--	--
Longest Scoreless Innings Stretch	--	--
Wins in a Row*	--	--

*no decisions do not break a streak

**designates as current

HALEY'S GAME-BY-GAME PITCHING STATS

DATE	OPP	GS	IP	H	R	ER	BB	SO	2B	3B	HR	WP	BK	HBP	W/L	SV	ERA
TOTALS		0.0	0	0	0	0	0	0	0	0	0	0	0	0	-/-	0	0.00

CAREER PITCHING STATS

YEAR	ERA	W-L	APP	GS	CG	SHO	SV	IP	H	R	ER	BB	SO	BF	B/AVG	WP	HBP
2024	0.00	0-0	0	0	0	0	0	0.0	0	0	0	0	0	0	.000	0	0
TOTAL	0.00	0-0	0	0	0	0	0	0.0	0	0	0	0	0	0	.000	0	0



PITCHING STAFF PROFILES

29 NATE WILLIAMS

RHP | R/R | SO. | 6-3 | 230
ACWORTH, GA. / NORTH COBB HS / FLORENCE DARLINGTON CC

QUICK HITS

- Missed the entire 2023 season

SINGLE GAME CAREER HIGHS

Innings	--	--
Strikeouts	--	--
Walks	--	--

MISCELLANEOUS STATS

	2024	CAREER GAMES
5+ Strikeouts	--	--
10+ Strikeouts	--	--
2 or Fewer Hits Allowed	--	--
Longest Scoreless Innings Stretch	--	--
Wins in a Row*	--	--

*no decisions do not break a streak

**designates as current

WILLIAMS' GAME-BY-GAME PITCHING STATS

DATE	OPP	GS	IP	H	R	ER	BB	SO	2B	3B	HR	WP	BK	HBP	W/L	SV	ERA
TOTALS		0.0	0	0	0	0	0	0	0	0	0	0	0	0	-/-	0	0.00

CAREER PITCHING STATS

YEAR	ERA	W-L	APP	GS	CG	SHO	SV	IP	H	R	ER	BB	SO	BF	B/AVG	WP	HBP
2023								DNP									
2024	0.00	0-0	0	0	0	0	0	0.0	0	0	0	0	0	0	.000	0	0
TOTAL	0.00	0-0	0	0	0	0	0	0.0	0	0	0	0	0	0	.000	0	0

30 BRADLEY LOFTIN

LHP | L/L | FR. | 6-3 | 197
SOUTHAVEN, MISS. / DESOTO CENTRAL HS

QUICK HITS

- Collected two wins in a row dating back to 2023
- Earned a 2-1 record in 26.1 innings pitched in 2023
- During 2023, limited opponents to a .146 batting average
- Grabbed first career win on March 7, 2023, against Valparaiso

SINGLE GAME CAREER HIGHS

Innings	6.0	vs. Valparaiso (3/3/23)
Strikeouts	11	vs. Valparaiso (3/3/23)
Walks	6	vs. Alabama (4/7/23)

MISCELLANEOUS STATS

	2024	CAREER GAMES
5+ Strikeouts	--	5
10+ Strikeouts	--	1
2 or Fewer Hits Allowed	--	5
Longest Scoreless Innings Stretch	--	8.0
Wins in a Row*	--	2

*no decisions do not break a streak

**designates as current

LOFTIN'S GAME-BY-GAME PITCHING STATS

DATE	OPP	GS	IP	H	R	ER	BB	SO	2B	3B	HR	WP	BK	HBP	W/L	SV	ERA
TOTALS		0.0	0	0	0	0	0	0	0	0	0	0	0	0	-/-	0	0.00

CAREER PITCHING STATS

YEAR	ERA	W-L	APP	GS	CG	SHO	SV	IP	H	R	ER	BB	SO	BF	B/AVG	WP	HBP
2023	3.08	2-1	7	5	0	0	0	26.1	13	12	9	28	43	122	.146	4	3
2024	0.00	0-0	0	0	0	0	0	0.0	0	0	0	0	0	0	.000	0	0
TOTAL	3.08	2-1	7	5	0	0	0	26.1	13	12	9	28	43	122	.146	4	3



PITCHING STAFF PROFILES

31 KARSON LIGON

RHP | R/R | JR. | 6-1 | 210
SARASOTA, FLA. / RIVER VIEW HS / MIAMI

QUICK HITS

- 2023 ACC Pitched of the Week (4/3)
- 2022 ACC All-Freshman Team at Miami (Fla.)

SINGLE GAME CAREER HIGHS

Innings	8.0	vs. Florida State (3/31/23)*
Strikeouts	8	vs. Pittsburgh (4/23/22)*
Walks	5	vs. Duke (4/2/22)*

*Career-highs from Miami

MISCELLANEOUS STATS

	2024	CAREER GAMES
5+ Strikeouts	--	11
10+ Strikeouts	--	--
2 or Fewer Hits Allowed	1	4
Longest Scoreless Innings Stretch	--	8.0
Wins in a Row*	--	3

*no decisions do not break a streak

**designates as current

LIGON'S GAME-BY-GAME PITCHING STATS

DATE	OPP	GS	IP	H	R	ER	BB	SO	2B	3B	HR	WP	BK	HBP	W/L	SV	ERA
2/18	Air Force	0	1.0	1	0	0	0	1	0	0	0	0	0	0	0/0	0	0.00
2/21	Austin Peay	0	0.1	3	3	3	0	1	0	0	2	0	0	0	0/0	0	81.00
TOTALS		0	1.1	4	3	3	0	2	0	0	2	0	0	0	0/0	0	20.25

CAREER PITCHING STATS

YEAR	ERA	W-L	APP	GS	CG	SHO	SV	IP	H	R	ER	BB	SO	BF	B/AVG	WP	HBP
2022*	4.90	6-6	16	15	0	0	0	75.1	82	47	41	32	67	346	.264	5	10
2023*	4.80	3-2	10	10	0	2	0	50.2	44	30	27	20	37	222	.237	2	9
2024	20.25	0-0	2	0	0	0	0	1.1	4	3	3	0	2	8	.500	0	0
TOTAL	12.55	9-8	28	25	0	2	0	128.1	130	80	71	52	106	576	.333	7	19

*Statistics from Miami

45 TYLER DAVIS

LHP | L/L | JR. | 6-2 | 210
NEWPORT NEWS, VA. / MENCHVILLE HS / VCU

QUICK HITS

- Has one win in a row dating back to 2023
- Pitched 22.2 innings and struck out 21
- Picked up his single victory of the season against Lipscomb on March 11, 2023

SINGLE GAME CAREER HIGHS

Innings	6.0	vs. George Mason (4/2/22)*
Strikeouts	7	vs. Dayton (4/29/22)*
Walks	4	vs. Davidson (5/27/22)*

*Career-highs from VCU

MISCELLANEOUS STATS

	2024	CAREER GAMES
5+ Strikeouts	--	10
10+ Strikeouts	--	--
2 or Fewer Hits Allowed	--	17
Longest Scoreless Innings Stretch	--	14
Wins in a Row*	--	4

*no decisions do not break a streak

**designates as current

DAVIS' GAME-BY-GAME PITCHING STATS

DATE	OPP	GS	IP	H	R	ER	BB	SO	2B	3B	HR	WP	BK	HBP	W/L	SV	ERA
2/16	Air Force	0	1.0	1	0	0	0	2	1	0	0	0	0	0	1/0	0	0.00
2/18	Air Force	0	1.0	1	0	0	0	2	0	0	0	0	0	0	0/0	0	0.00
2/21	Austin Peay	0	0.2	3	1	1	0	1	1	0	0	0	0	0	0/0	0	13.50
TOTALS		0	2.2	5	1	1	0	5	2	0	0	0	0	0	1/0	0	3.37

CAREER PITCHING STATS

YEAR	ERA	W-L	APP	GS	CG	SHO	SV	IP	H	R	ER	BB	SO	BF	B/AVG	WP	HBP
2021*	4.86	9-2	21	0	0	0	5	53.2	55	35	29	27	53	246	.267	1	6
2022*	3.60	5-3	17	15	0	0	0	60.0	47	26	24	21	63	255	.210	2	6
2023	8.74	1-0	13	0	0	0	0	22.2	30	25	22	19	21	120	.309	2	2
2024	3.37	1-0	3	0	0	0	0	2.2	5	1	1	0	5	13	.385	0	0
TOTAL	5.14	16-5	54	15	0	0	5	138.3	137	87	76	67	142	634	.292	5	14

*Statistics from VCU



PITCHING STAFF PROFILES

48 BROOKS AUGER

RHP | R/R | JR. | 6-5 | 205
FARMERVILLE, LA. / CEDAR CREEK HS / HINDS CC

QUICK HITS

- Did not pitch during the 2023 season

SINGLE GAME CAREER HIGHS

Innings	3.1	vs. Arkansas (4/3/22)
Strikeouts	4	vs. Southern (3/23/22)
Walks	3	vs. Arkansas (4/3/22)

MISCELLANEOUS STATS

	2024	CAREER GAMES
5+ Strikeouts	--	--
10+ Strikeouts	--	--
2 or Fewer Hits Allowed	--	--
Longest Scoreless Innings Stretch	--	12
Wins in a Row*	--	2

*no decisions do not break a streak

**designates as current

AUGER'S GAME-BY-GAME PITCHING STATS

DATE	OPP	GS	IP	H	R	ER	BB	SO	2B	3B	HR	WP	BK	HBP	W/L	SV	ERA
2/17	Air Force	0	0.2	1	0	0	1	1	0	0	0	1	0	0	0/0	0	0.00
2/20	Austin Peay	0	2.2	1	0	0	0	3	0	0	0	0	0	0	0.0	0	0.00
TOTALS		0	3.1	2	0	0	1	4	0	0	0	1	0	0	0/0	0	0.00

CAREER PITCHING STATS

YEAR	ERA	W-L	APP	GS	CG	SHO	SV	IP	H	R	ER	BB	SO	BF	B/AVG	WP	HBP
2022	3.05	2-0	16	0	0	0	0	20.2	16	10	7	12	27	90	.219	0	1
2023								DNP									
2024	0.00	0-0	2	0	0	0	0	3.1	2	0	0	1	4	12	.182	1	0
TOTAL	2.63	2-0	18	0	0	0	0	24.0	18	10	7	13	31	102	.200	1	1

50 JURRANGELO CIJNTJE

BHP | S/S | FR. | 5-11 | 170
PEMBROKE PINES, FLA. / CHAMPAGNT CATHOLIC HS

QUICK HITS

- Made collegiate debut on Feb. 19, 2023, against VMI
- Earned first start against ULM on Feb. 22, 2023
- Pitched 50 innings on the season, a team-high, during the 2023 season
- Led the team with 63 strikeouts last season
- Pitched a career-high six innings against Lipscomb on March 10, 2023
- Collected a career-high nine strikeouts against South Carolina on March 30, 2023

SINGLE GAME CAREER HIGHS

Innings	6.0	vs. Lipscomb (3/10/23)
Strikeouts	9	vs. South Carolina (3/30/23)
Walks	5	vs. Alabama (4/7/23)

MISCELLANEOUS STATS

	2024	CAREER GAMES
5+ Strikeouts	1	7
10+ Strikeouts	--	--
2 Or Fewer Hits Allowed	1	7
Longest Scoreless Innings Stretch	--	8.1
Wins in a Row*	--	3

*no decisions do not break a streak

**designates as current

CIJNTJE'S GAME-BY-GAME PITCHING STATS

DATE	OPP	GS	IP	H	R	ER	BB	SO	2B	3B	HR	WP	BK	HBP	W/L	SV	ERA
2/18	Air Force	1	4.0	2	1	1	2	8	0	0	0	0	0	1	0/0	0	2.25
TOTALS		1	4.0	2	1	1	2	8	0	0	0	0	0	1	0/0	0	0.00

CAREER PITCHING STATS

YEAR	ERA	W-L	APP	GS	CG	SHO	SV	IP	H	R	ER	BB	SO	BF	B/AVG	WP	HBP
2023	7.47	3-4	13	12	0	0	0	47.0	40	42	39	33	61	223	.231	5	12
2024	2.25	0-0	1	1	0	0	0	4.0	2	1	1	2	8	13	.154	0	1
TOTAL	4.86	3-4	14	13	0	0	0	51.0	42	43	40	35	69	235	.192	5	13



PITCHING STAFF PROFILES

54 JUD FILES

RHP | R/R | FR. | 6-3 | 195
PLANTERSVILLE, MISS. /MOOREVILLE HS

QUICK HITS

SINGLE GAME CAREER HIGHS

Innings	--	--
Strikeouts	--	--
Walks	--	--

MISCELLANEOUS STATS

	2024	CAREER GAMES
5+ Strikeouts	--	--
10+ Strikeouts	--	--
2 or Fewer Hits Allowed	--	--
Longest Scoreless Innings Stretch	--	--
Wins in a Row*	--	--

*no decisions do not break a streak
**designates as current

FILES' GAME-BY-GAME PITCHING STATS

DATE	OPP	GS	IP	H	R	ER	BB	SO	2B	3B	HR	WP	BK	HBP	W/L	SV	ERA
TOTALS		0.0	0	0	0	0	0	0	0	0	0	0	0	0	-/-	0	0.00
CAREER PITCHING STATS																	
YEAR	ERA	W-L	APP	GS	CG	SHO	SV	IP	H	R	ER	BB	SO	BF	B/AVG	WP	HBP
2024	0.00	0-0	0	0	0	0	0	0.0	0	0	0	0	0	0	.000	0	0
TOTAL	0.00	0-0	0	0	0	0	0	0.0	0	0	0	0	0	0	.000	0	0