



# MISSISSIPPI STATE BASEBALL

## 2021 NATIONAL CHAMPIONS

134 Seasons | 39 NCAA Tournament Appearances | 12 College World Series Appearances | 19 MLB First Round Draft Picks

### 2024 SCHEDULE & RESULTS

February		(5-4)
	TV	TIME
16	AIR FORCE	SECN+ W, 8-4
17	AIR FORCE	SECN+ L, 3-2
18	AIR FORCE	SECN+ W, 10-2
20	AUSTIN PEAY	SECN+ L, 3-2
21	AUSTIN PEAY	SECN+ L, 13-10
23	GEORGIA SOUTHERN	SECN+ W, 5-1
24	GEORGIA SOUTHERN	SECN+ L, 11-4
25	GEORGIA SOUTHERN	SECN+ W, 10-2
27	JACKSON STATE	SECN+ W, 19-6 (7)
29	MOUNT ST. MARY'S	SECN+ 3 P.M.

March		(0-0)
1	MOUNT ST. MARY'S	SECN+ 3 P.M.
2	MOUNT ST. MARY'S	SECN+ 2 P.M.
5	vs. Southern Miss (1)	ESPN+ 6 p.m.
8	EVANSVILLE	SECN+ --
9	EVANSVILLE	SECN+ --
10	EVANSVILLE	SECN+ --
12	vs. South Alabama (2)	6 p.m.
13	vs. New Orleans (2)	5 p.m.
15	LSU*	SECN+ 6 P.M.
16	LSU*	SECN+ 4 P.M.
17	LSU*	SECN+ 1 P.M.
19	MEMPHIS	SECN+ 6 P.M.
22	at Texas A&M*	ESPN+ 6:30 p.m.
23	at Texas A&M*	SECN+ 6 p.m.
24	at Texas A&M*	SECN+ 2 p.m.
26	at Samford	6 p.m.
29	at Florida*	SECN+ 5:30 p.m.
30	at Florida*	SECN+ 5:30 p.m.
31	at Florida*	SECN+ 12 p.m.

April		(0-0)
2	CENTRAL ARKANSAS	SECN+ 6 P.M.
5	GEORGIA*	SECN+ 6 P.M.
6	GEORGIA*	SECN+ 7 P.M.
7	GEORGIA*	SECN+ 1 P.M.
9	UAB	SECN+ 6 P.M.
12	at Ole Miss*	SECN+ 7 p.m.
13	at Ole Miss*	ESPN2 7:30 p.m.
14	at Ole Miss*	SECN+ 1:30 p.m.
16	ALCORN STATE	SECN+ 6 P.M.
19	AUBURN*	SECN+ 6 P.M.
20	AUBURN*	SECN+ 5 P.M.
21	AUBURN*	SECN+ 1 P.M.
23	at Memphis	ESPN+ 6 p.m.
26	at Vanderbilt*	SECN+ 6 p.m.
27	at Vanderbilt*	SECN+ 2 p.m.
28	at Vanderbilt*	SECN+ 1 p.m.

May		(0-0)
1	vs. Ole Miss (1)	ESPN+ 6 p.m.
3	ALABAMA*	SECN+ 6 P.M.
4	ALABAMA*	SECN+ 2 P.M.
5	ALABAMA*	SECN+ 1 P.M.
10	at Arkansas*	SECN+ 6:30 p.m.
11	at Arkansas*	SECN+ 6 p.m.
12	at Arkansas*	SECN+ 2 p.m.
14	NORTH ALABAMA	SECN+ 6 P.M.
16	MISSOURI*	SECN+ 6 P.M.
17	MISSOURI*	SECN+ 6 P.M.
18	MISSOURI*	SECN+ 2 P.M.

All times central and subject to change

HOME GAMES IN BOLD CAPS | \* - Southeastern Conference game  
(1) - Trustmark Park; Pearl, Miss. | (2) - Shuckers Ballpark; Biloxi, Miss.

### THE MATCHUP

#### Mississippi State vs. Mount St. Mary's

Dudy Noble Field at Polk-Dement Stadium (Starkville, Miss.)

	Thursday	Friday	Saturday
First Pitch:	3:02 p.m.	3:02 p.m.	2:02 p.m.
TV:	--	--	--
Internet Stream:	SECN+	SECN+	SECN+
Radio:	MSU Radio Network (96.1 FM locally)	MSU Radio Network (96.1 FM locally)	MSU Radio Network (96.1 FM locally)
Audio Stream:	HailState.com/OnDemand	HailState.com/OnDemand	HailState.com/OnDemand



### MISSISSIPPI STATE BULLDOGS

Record (SEC):	5-4 (0-0)	Head Coach:	Chris Lemonis
H/A/N:	5-4 / 0-0 / 0-0	Record at MSU (Yrs.):	172-97 (6th)
Streak:	W2	Career Record (Yrs.):	313-188-2 (10th)
Rankings:	Baseball America - NR D1Baseball - NR, NCBWA - NR Perfect Game - NR, USA Today - NR	First Year of Baseball:	1885
		Program Record:	2,812-1,658-29 (.628)



### MOUNT ST. MARY'S MOUNTAINEERS

Record (MAAC):	1-6 (0-0)	Head Coach:	Frank Leoni
H/A/N:	0-0 / 1-6 / 0-0	Record at MSM (Yrs.):	40-67 (3rd)
Streak:	L5	Career Record (Yrs.):	636-726-5 (31st)
Rankings:	Baseball America - NR D1Baseball - NR, NCBWA - NR Perfect Game - NR, USA Today - NR	First Year of Baseball:	1882
		Program Record:	1,115-1,634-18 (.406)

### PITCHING PROBABLES

#### G1: Nate Dohm - Jr. - RHP

App/GS: 2/2	Ks: 14
Record: 1-0	BBS: 3
IP: 10.02	Opp. Avg: .244
ERA: 0.84	

#### G2: Khal Stephen - Jr. - RHP

App/GS: 2/2	Ks: 14
Record: 0-1	BBS: 1
IP: 9.1	Opp. Avg: .257
ERA: 7.71	

#### G3: Jurrangel Cijntje - So. - BHP

App/GS: 2/2	Ks: 15
Record: 1-0	BBS: 4
IP: 9.0	Opp. Avg: .103
ERA: 2.00	

### IN & OUT

- The Diamond Dawgs return to Dudy Noble field this Thursday when they open a three-game set against Mount St. Mary's. These two programs have only met twice before, both coming in 2014 in a two game midweek series. MSU has claimed both victories in that series. The Diamond Dawgs won the games by scored of 13-1 and 10-1.
- Over the last five games, the Diamond Dawgs offense is coming to life. As a team, the Dawgs are hitting .325 with three players hitting .400 or better. Leading the way is Amani Larry, who is hitting .474 over this span. MSU's leadoff man has an on-base percentage of .577 over the span. He is not the only player with an on-base percentage over .500 as Hunter Hines is at a .520 clip.
- Nate Dohm was dominate in his second start of the year on Friday night. He pitched a MSU career-high of 6 2/3 innings, while striking out 10. This was the first time in his career that he had 10 or more strikeouts in an outing for the Diamond Dawgs. He limited the Eagles to four hits in the game.
- Mount St. Mary's enters the weekend coming off a loss to Richmond on Sunday, 9-8. Tyler Long had a solid weekend at the plate, batting .400, while leading his team this season with a .323 average, a triple, and seven runs scored. Aiden Tierney bats .310 early in the season with a home run at Richmond, two doubles, and four scores. Josh Braxton hit the first grand-slam of his collegiate career over the weekend at Richmond in the second inning of game three, he bats .250, with five RBI's. Kyle Speas leads the Mount on the mound with an ERA of 3.12 through 8 2/3 innings, while having fanned eight batters. Deven Sheerin and Brendan Yagesh yield an ERA of 3.38, Yagesh shows seven strikeouts, while Sheerin has 17 through eight innings.



## PROGRAM QUICK FACTS

### School Information

Location	Starkville, Mississippi
Founded	1878
Enrollment	22,657
President	Dr. Mark E. Keenum
Faculty Representative	Dr. Brent Fountain
Director of Athletics	Zac Selmon
Twitter	@ZacSelmon
Affiliation	NCAA Division I
Conference	Southeastern - Western Division
Nickname	Bulldogs
Colors	Maroon and White

### Stadium

Name	Dudy Noble Field, Polk-DeMent Stadium
Capacity	15,000+
Field Dimensions	Left-330, Left Center-385, Center-400, Right Center-380, Right-305

### 2023 Team Information

Overall Record (SEC)	27-26 (9-21)
Home / Away / Neutral	16-14 / 6-10 / 5-2
Postseason	--
Lettermen Returning/Lost	20/15
Position Starters Returning/Lost	4/4
Pitchers Returning/Lost	15/8
2024 Newcomers	22 (14 Freshmen, 8 Transfers)

### Program Information

First Year of Baseball	1885 (134th season)
First Year in SEC	1933 (Charter Member)
All-Time Record (Win %)	2,812-1,658-29 (.628)
All-Time SEC Record (Win %)	997-874-3 (.533)
SEC Championships (Last)	11 (2016)
SEC Tournament Championships (Last)	7 (2012)
NCAA Tournaments (Last)	39 (2021)
NCAA Super Regionals (Last)	10 (2021)
College World Series (Last)	12 (2021)
National Championship (Last)	1 (2021)

## MEDIA INFORMATION

### BASEBALL MEDIA PORTAL

Mississippi State has created an online portal for media members covering the Bulldogs' baseball program. To access the portal, visit [hailst.at/BBMedia](http://hailst.at/BBMedia).

The Baseball Press Box Page of HailState.com will include links to media guides, quick facts, game notes, box scores, recaps, pool photography and team and staff headshots.

### PRESS BOX SERVICES

A complete NCAA box score and pertinent game facts are available to members of the working media following each game. Seats will be assigned. A pregame meal is served in the press box approximately one hour prior to each game.

The press box is equipped with high-speed internet and telephone access. It is also set up to accommodate television and team radio/video personnel.

### RADIO BROADCASTS

Dudy Noble Field houses radio lines to support home and visitor radio broadcasts. For more information on the phone lines, please contact Travis Rae in the Communications office.

### POSTGAME INTERVIEWS

Requested MSU players, along with head coach Chris Lemonis, will be available for a postgame media session in the Omaha Room approximately 20 minutes after home games. The Mississippi State locker room and team spaces are closed to the media.

### MSU PLAYER/COACH AVAILABILITY

Players and coaches will be made available to the media upon request. Those wishing to set up an interview must contact Travis Rae via phone or email at least 48 hours prior to the desired interview time. On gameday, players and coaches are only available postgame.

In most cases, players will be available for a brief time before or after practices which are typically scheduled on weekday afternoons.

Media members are NOT permitted to contact student-athletes on their own at any time. This includes phone, email, text or through social media platforms. Student-athletes' contact information will not be given out.

### PHOTOGRAPHERS / VIDEOGRAPHERS


A limited number of photographers and videographers will be permitted to shoot in the photo wells at each end of home and visiting dugouts. Those wishing to shoot a game must request access at least 24 hours before the game.

To access the SEC's media FTP, contact [licensing@xosdigital.com](mailto:licensing@xosdigital.com).

### CONTACT INFORMATION:

#### TRAVIS RAE Baseball

Office	(715) 205-0324
Email	<a href="mailto:TRAE@athletics.msstate.edu">TRAE@athletics.msstate.edu</a>
X	@TravisRae





## 2024 ROSTER

### NUMERICAL

#	Name	Pos.	B/T	Ht.	Wt.	CL/Exp.	Hometown/High School (Previous School)
2	Cam Schuelke	RHP	R/R	6-1	195	Sr./Jr.	Dorr, Mich. / Bryon Center HS (College of Central Florida)
3	David Mershon	INF	S/R	5-8	165	So./So.	Talors, S.C. / Eastside HS
4	Mikhail Grant	RHP	R/R	6-3	215	Fr./Fr.	Stockbridge, Ga. / Georgia Premier Academy
5	Aaron Downs	INF/OF	R/R	6-0	210	Jr./Jr.	Pella, Iowa / Heritage Academy
6	Logan Forsythe	RHP	R/R	6-0	190	So./So.	D'Iberville, Miss. / D'Iberville HS
7	Connor Hujak	INF/OF	R/R	6-2	200	Sr./Sr.	Goffstown, N.H. / Goffstown HS (VCU)
8	Amani Larry	INF	R/R	5-11	190	Sr./Sr.	Bossier City, La. / Parkway HS (New Orleans)
9	Pico Kohn	LHP	L/L	6-4	200	Jr./So.	Verbena, Ala. / Chilton County HS
10	Dylan Cupp	INF	R/R	6-1	200	Fr./Fr.	Cedartown Ga. / Cedartown HS
11	KK Clark	RHP	R/R	5-11	190	Fr./Fr.	Brandon, Miss. / Brandon HS
12	Evan Siary	RHP	R/R	6-1	190	So./So.	Columbus, Miss. / Starkville Academy
13	Nate Chester	INF	R/R	6-2	190	Jr./Jr.	Kansas City, Mo. / Liberty North HS (John A. Logan CC)
14	Khal Stephen	RHP	R/R	6-4	215	Jr./Jr.	Williamsport, Ind. / Seeger HS (Purdue)
15	Luke Dotson	INF/LHP	L/L	6-4	210	Fr./Fr.	Marietta Ga. / Mount Paran Christian
16	Cole Cheatham	LHP	L/L	6-3	185	Jr./Jr.	Ardmore, Ala. / Ardmore HS
17	Stone Simmons	RHP	R/R	6-4	235	Gr./Jr.	Houston, Texas / The Kinkaid School (Furman)
18	Johnny Long	C	R/R	5-11	190	Gr./Gr.	Naples, Fla. / Barron Collier HS (Pittsburgh)
19	Max Miller	LHP	L/L	6-1	205	So./So.	Vancleave, Miss. / Vancleave HS
20	Will Passeau	RHP	R/R	6-2	215	Jr./Jr.	Mobile, Ala. / St. Paul's Episcopal School (Pearl River CC)
21	Colby Holcombe	RHP	R/R	6-6	250	Jr./Jr.	Florence, Ala. / Central HS (Northeast Mississippi CC)
22	Ross Highfill	C	R/R	6-0	200	So./So.	Madison, Miss. / Madison Central HS
23	Jackson Owen	C	R/R	5-10	200	Jr./Jr.	Starkville, Miss. / Starkville HS (Northeast Mississippi CC)
24	Jace Norton	INF	R/R	6-3	190	Fr./Fr.	Auburn, Ala. / Auburn HS
25	Nate Dohm	RHP	R/R	6-4	210	Jr./Jr.	Zionsville, Ind. / Zionsville HS (Ball State)
26	Tyson Hardin	RHP	R/R	6-2	185	Jr./Jr.	Dover, Fla. / Strawberry Crest HS (Daytona State College)
27	Gavin Black	RHP	L/R	6-0	195	So./So.	Bogart, Ga. / North Oconee HS (Northwest Florida State College)
28	Gage Haley	RHP	R/R	6-7	265	Fr./Fr.	Southaven, Miss. / Lewisburg HS
29	Nate Williams	RHP	R/R	6-3	230	Jr./So.	Acworth, Ga./North Cobb (Florence Darlington CC)
30	Bradley Loftin	LHP	L/L	6-3	195	So./So.	Southaven, Miss./DeSoto Central
31	Karson Ligon	RHP	R/R	6-1	210	Jr./Jr.	Sarasota, Fla. / River View HS (Miami (Fla.))
32	Michael O'Brien	OF	L/L	6-0	175	Fr./Fr.	River Ridge, La. / John Curtis Christian
33	Rives Reynolds	OF	R/R	5-11	175	Fr./Fr.	Flowood, Miss. / Jackson Prep
36	Nolan Stevens	INF/OF/LHP	L/L	6-3	210	Fr./Fr.	Elk Grove, Calif. / Franklin HS
37	Brett House	INF/OF	R/R	6-3	200	Fr./Fr.	Hoschton, Ga. / Cherokee Bluff HS
38	Bryce Chance	OF	R/R	5-10	180	Jr./So.	Ridgeland, Miss. / Madison-Ridgeland Academy
40	Logan Kohler	INF	L/R	6-1	195	Sr./Sr.	Little Elm, Texas / Little Elm HS (Memphis)
41	Ethan Pulliam	INF/OF	R/R	6-1	190	Fr./Fr.	Starkville, Miss. / Starkville HS
42	Dakota Jordan	OF	R/R	6-0	220	So./So.	Canton, Miss. / Jackson Academy
43	Steven Spalitta	INF/C	L/R	5-10	185	Fr./Fr.	Mandeville, La. / Fountain Bleu HS
44	Hunter Hines	INF/OF	L/R	6-3	210	Jr./Jr.	Madison, Miss. / Madison Central HS
45	Tyler Davis	LHP	L/L	6-2	210	Sr./Sr.	Newport News, Va. / Menchville HS (VCU)
46	Jackson McKenzie	INF/OF/LHP	L/L	6-1	215	Fr./Fr.	Pace, Fla. / Pace HS
48	Brooks Auger	RHP	R/R	6-5	215	Sr./Jr.	Farmerville, La. / Cedar Creek HS (Hinds CC)
50	Jurrangelo Cijntje	BHP	S/S	5-11	170	So./So.	Pembroke Pines, Fla./Chapagnat Catholic
54	Jud Files	RHP	R/R	6-3	195	Fr./Fr.	Plantersville, Miss. / Mooreville HS
55	Joe Powell	C	R/R	5-10	185	Sr./Sr.	Mason, Ohio / Mason HS (Cincinnati)
--	Will Gibbs	RHP	R/R	6-0	180	So./So.	Flowood, Miss. / Jackson Prep

### COACHING / SUPPORT STAFF

Chris Lemonis - Head Coach (Sixth Season at Mississippi State, 10th Overall; The Citadel, 1992)

Jake Gautreau - Assistant Coach (Seventh Season; Tulane, 2011)

Justin Parker - Assistant Coach (First Season; Wright State, 2012)

Kyle Cheesebrough - Assistant Coach (Sixth Season; Louisville, 2010)

Roger Rodeheaver - Director of Operations (Sixth Season; Indiana, 2010)

Blake Loper - Coordinator of Operations (Third Season; Mississippi State, 2020)

Bobby Austin - Coordinator of Player Development (Fourth Season; NC State, 2019)

Scott Shipman - Strength and Conditioning Coach (Second Season; Augusta University, 2013)

Jason Wire - Associate Athletic Trainer (14th Season; St. Cloud State, 2006)

## ROSTER BREAKDOWN

### BY POSITION

**RHP – 18** (Auger, Black, Clark, Dohm, Files, Forsythe, Gibbs, Grant, Haley, Hardin, Holcombe, Ligon, Passeau, Schuelke, Siary, Simmons, Stephen, Williams)

**LHP – 8** (Cheatham, Davis, Dotson, Kohn, Loftin, McKenzie, Miller, Stevens)

**INF – 15** (Chester, Cupp, Dotson, Downs, Hines, House, Hujak, Kohler, Larry, McKenzie, Mershon, Norton, Pulliam, Spalitta, Stevens)

**OF – 11** (Chance, Downs, Hines, House, Hujak, Jordan, McKenzie, O'Brien, Pulliam, Reynolds, Stevens)

**C – 5** (Highfill, Long, Owen, Powell, Spalitta)

**BHP – 1** (Cijntje)

### BY CLASS

**FRESHMEN – 14** (Clark, Cupp, Dotson, Files, Grant, Haley, House, McKenzie, Norton, O'Brien, Pulliam, Reynolds, Spalitta, Stevens)

**SOPHOMORES – 10** (Black, Cijntje, Forsythe, Gibbs, Highfill, Jordan, Loftin, Mershon, Miller, Siary)

**JUNIORS – 14** (Chance, Cheatham, Chester, Dohm, Downs, Hardin, Hines, Holcombe, Kohn, Ligon, Owen, Passeau, Stephen, Williams)

**SENIORS – 7** (Auger, Davis, Hujak, Kohler, Larry, Powell, Schuelke)

**GRADUATES – 2** (Long, Simmons)

### BY EXPERIENCE

**FRESHMEN – 14** (Clark, Cupp, Dotson, Files, Grant, Haley, House, McKenzie, Norton, O'Brien, Pulliam, Reynolds, Spalitta, Stevens)

**SOPHOMORES – 13** (Black, Chance, Cijntje, Forsythe, Gibbs, Highfill, Jordan, Kohn, Loftin, Mershon, Miller, Siary, Williams)

**JUNIORS – 14** (Auger, Cheatham, Chester, Dohm, Downs, Hardin, Hines, Holcombe, Ligon, Owen, Passeau, Schuelke, Simmons, Stephen)

**SENIORS – 4** (Davis, Hujak, Kohler, Larry)

### BY STATE

**MISSISSIPPI – 15** (Chance, Clark, Files, Forsythe, Gibbs, Haley, Highfill, Hines, Jordan, Loftin, Miller, Owen, Pulliam, Reynolds, Siary)

**GEORGIA – 6** (Black, Cupp, Dotson, Grant, House, Williams)

**ALABAMA – 5** (Cheatham, Holcombe, Kohn, Norton, Passeau)

**FLORIDA – 5** (Cijntje, Hardin, Ligon, Long, McKenzie)

**LOUISIANA – 4** (Auger, Larry, O'Brien, Spalitta)

**INDIANA – 2** (Dohm, Stephen)

**TEXAS – 2** (Kohler, Simmons)

**CALIFORNIA – 1** (Stevens)

**IOWA – 1** (Downs)

**MICHIGAN – 1** (Schuelke)

**MISSOURI – 1** (Chester)

**NEW HAMPSHIRE – 1** (Hujak)

**SOUTH CAROLINA – 1** (Mershon)

**VIRGINIA – 1** (Davis)

## PRONUNCIATION GUIDE

Jurrangelo Cijntje	SAIN-ja
Nate Dohm	Dome
Jake Gautreau	Go-TRO (long o)
Connor Hujak	hi-Zack
Pico Kohn	Konn
Chris Lemonis	Luh-MOE-niss
Karson Ligon	LIG-in
Rives Reynolds	REEVES
Cam Schulke	Shul-key
Evan Siary	Sea-air-EE
Steven Spalitta	Spuh-lee-tuh
Kahl Stephn	Cal





## PROJECTED STARTERS

2024 statistics listed | Probable starters based on previous games

Pos.	Name	Elg.	B/T	Ht./Wt.	Avg.	R	H	RBI	Notes
C	Joe Powell	Sr.	R/R	5-10/185	.357	4	5	3	Has multi-hit games in his last two games he has started; Collected his first RBIs as a Dawg against Jackson State
1B	Hunter Hines	Jr.	L/R	6-3/210	.378	9	14	10	Has had three three-hit games this season, including a three hit performance against Jackson State; Leads team with 10 RBIs
2B	Amani Larry	Sr.	R/R	5-11/190	.405	14	15	3	Has a hit in every game this season and is on a 10-game hitting streak; Has five multi-hit games; Leads the team with four doubles on the season
SS	Dylan Cupp	Fr.	R/R	6-1/200	.207	6	6	3	Had a season-long hitting streak of four games (Feb. 20-24); Had two hits against Jackson State, his first multi-hit game of his career
3B	Logan Kohler	Sr.	L/R	6-1/195	.333	3	6	3	Had a three-hit game against Georgia Southern in the first game of the series, his first multi-hit game of the season
LF	Bryce Chance	So.	R/R	5-10/180	.242	6	8	10	Drove in the first three runs on Sunday for MSU to lead the Dawgs to a 10-2 victory over Ga. Southern; Leads the team with 10 RBIs
CF	Connor Hujsak	Sr.	R/R	6-2/200	.240	5	6	7	Picked up two hits against Ga. Southern in the third game of the series for his first multi-hit game of the season
RF	Dakota Jordan	So.	R/R	6-0/220	.353	12	12	10	Leads the team with three home runs; Drove in a career-high five runs on Tuesday against Jackson State
DH	David Mershon	So.	S/R	5-8/165	.438	4	7	9	Made his season debut on Friday, Feb. 23 against Georgia Southern; Had four RBIs on Tuesday vs. Jackson State


## CAREER SITUATIONAL STATISTICS

### Runners On Base (H-AB)

Name	'21	'22	'23	'24	Total	Avg.
Chance, Bryce	--	--	21-55	6-22	27-77	.351
Chester, Nate	--	--	3-8	0-6	3-14	.214
Cupp, Dylan	--	--	--	4-17	4-17	.235
Downs, Aaron	--	2-14	4-15	0-3	6-32	.186
Highfill, Ross	--	--	14-66	1-6	15-72	.208
Hines, Hunter	--	40-112	38-108	8-21	86-241	.357
Hujsak, Conner	--	--	4-23	6-17	10-40	.250
Jordan, Dakota	--	--	28-79	8-23	36-102	.352
Kohler, Logan	--	--	--	4-10	4-10	.400
Larry, Amani	--	--	19-77	5-17	24-94	.255
McKenzie, Jackson	--	--	--	0-3	0-3	.000
Mershon, David	--	--	10-33	7-12	17-45	.378
Powell, Joe	--	--	--	2-5	2-5	.400
Pulliam, Ethan	--	--	--	--	--	--
Stevens, Nolan	--	--	--	--	--	--
<b>TOTAL</b>					<b>232-747</b>	<b>.311</b>

### Runners in Scoring Position (H-AB)

Name	'21	'22	'23	'24	Total	Avg.
Chance, Bryce	--	--	15-36	4-14	19-50	.380
Chester, Nate	--	--	2-6	0-4	2-10	.200
Cupp, Dylan	--	--	--	3-9	3-9	.333
Downs, Aaron	--	1-8	1-7	0-3	2-18	.111
Highfill, Ross	--	--	9-41	0-3	9-44	.204
Hines, Hunter	--	20-60	23-74	4-11	47-145	.324
Hujsak, Connor	--	--	2-14	4-12	6-26	.231
Jordan, Dakota	--	--	21-56	6-14	27-70	.385
Kohler, Logan	--	--	--	2-7	2-7	.288
Larry, Amani	--	--	11-43	4-10	15-53	.283
Long, Johnny	--	--	--	1-5	1-5	.200
McKenzie, Jackson	--	--	--	0-3	0-3	.000
Mershon, David	--	--	7-25	4-7	11-32	.343
Powell, Joe	--	--	--	1-1	1-1	1.000
Pulliam, Ethan	--	--	--	--	--	--
Stevens, Nolan	--	--	--	--	--	--
<b>TOTAL</b>					<b>144-472</b>	<b>.305</b>



## TEAM STATISTICAL RANKINGS



NCAA Category	Rank	Rank
<b>Batting</b>		
Base on Balls	30	134
Batting Average	85	223
Doubles	57	203
Doubles Per Game	111	203
Hit By Pitch	80	101
Hits	47	210
Home Runs	189	242
Home Runs Per Game	230	254
On Base Percentage	69	190
Runs Scored	52	187
Sacrifice Bunts	12	48
Sacrifice Flies	77	77
Scoring	93	169
Slugging Percentage	149	259
Stolen Bases	117	54
Stolen Bases Per Game	145	50
Triples	70	140
Triples Per Game	136	154
<b>Pitching</b>		
Earned Run Average	87	211
Hit Batters	144	144
Hits Allowed Per 9 Inn.	99	163
Shutouts	--	--
Strikeout-to-Walk Ratio	6	147
Strikeouts Per 9 Innings	12	71
WHIP	43	180
Walks Allowed Per 9 Inn.	24	181
<b>Miscellaneous</b>		
Double Plays Turned	157	157
Double Plays Per Game	223	174
Fielding Percentage	47	209
Triple Plays	--	--
W-L Percentage	123	262

National statistical rankings listed above will be updated prior to each weekend series and midweek games.

## SERIES HISTORY

Series History	2-0
MSU Streak	W2
First Meeting	Feb. 25, 2014, MSU, W, 13-1
Last Meeting	Feb. 26, 2014, MSU, W, 10-1
Last MSU Win	Feb. 26, 2014, 10-1
Last MSM Win	--


### Last 5 Meetings

2/26/14	Mount St. Mary's	W, 10-1
2/25/14	Mount St. Mary's	W, 13-1



## PITCHING PROBABLES

### GAME 1



#### #25 Nate Dohm RHP

6-4 | 210 | Zionsville, Ind. | Zionsville HS | Ball State

**2024:** 1-0, 0.84 ERA, 2 G/2 GS, 10.2 IP, 10 H, 1 ER, 3 BB, 14 SO

**CAREER:** 11-7, 4.42 ERA, 34 G/7 GS, 93.2 IP, 84 H, 46 ER, 41 BB, 119 SO

#### 2024 SEASON

- Drew the Opening Day start for the Dawgs
- Has at least one strikeout in 17 of 19 games as a Diamond Dawg
- Set MSU highs with 10 punchouts and 6.2 innings pitched in last outing
- Opponents are hitting .244 this season against Dohm
- Ranks sixth in the SEC in strikeouts with 14

### 2024 GAME LOG

DATE	OPP.	DEC.	IP	H	R	ER	HR	BB	K	ERA
2/16	Air Force	ND, 8-4	4.0	6	2	1	0	2	4	2.25
2/23	Ga. Southern	W, 5-1	6.2	4	0	0	0	1	10	0.00
TOTALS			10.2	10	2	1	0	3	14	0.84

### GAME 2



#### #14 Khal Stephen RHP

6-4 | 215 | Williamsport, Ind. | Seeger HS | Purdue

**2024:** 0-1, 7.71 ERA, 2 G/2 GS, 9.1 IP, 9 H, 8 ER, 1 BB, 14 SO

**CAREER:** 10-9, 6.28 ERA, 39 G/16 GS, 119.0 IP, 120 H, 83 ER, 49 BB, 118 SO

#### 2024 SEASON

- Made MSU debut on Feb. 17 against Air Force
- Recorded a career-high 11 Ks in his first outing of the season
- Voted the Golden Spikes Award Week 1 Performance of the Week for his performance against Air Force
- Ranks sixth in the SEC with 14 punchouts

### 2024 GAME LOG

DATE	OPP.	DEC.	IP	H	R	ER	HR	BB	K	ERA
2/17	Air Force	ND, 2-3	7.0	3	1	1	1	0	11	1.29
2/24	Ga. Southern	L, 11-4	2.1	6	7	7	0	1	3	27.00
TOTALS			9.1	9	8	8	1	1	14	7.71

### GAME 3



#### #50 Jurrangel Cijntje BHP

5-11 | 200 | Pembroke Pines, Fla. | Champagnat Catholic HS

**2024:** 1-0, 2.00 ERA, 2 G/2 GS, 9.0 IP, 3 H, 2 ER, 4 BB, 15 SO

**CAREER:** 4-5, 7.17 ERA, 16 G/15 GS, 59.0 IP, 47 H, 47 ER, 38 BB, 78 SO

#### 2024 SEASON

- Tallied eight strikeouts against Air Force, one off his career-high
- Limited Air Force to a .156 batting average of his four innings
- Has the fifth most strikeouts in the SEC with 15
- Opponents are hitting .103 against Cijntje

### 2024 GAME LOG

DATE	OPP.	DEC.	IP	H	R	ER	HR	BB	K	ERA
2/18	Air Force	ND, 10-2	4.0	2	1	1	0	2	8	2.25
2/25	Ga. Southern	W, 10-2	5.0	1	1	1	0	2	7	1.80
TOTALS			9.0	3	2	2	0	4	15	2.00

# State



## MSU RECORD WHEN...

	OVERALL	SEC
Overall	5-4	0-0
vs. Top-5 Teams	0-0	0-0
vs. Top-10 Teams	0-0	0-0
vs. Top-25 Teams	0-0	0-0
Non-Conference	5-4	0-0
SEC	0-0	0-0
SEC East	0-0	0-0
SEC West	0-0	0-0
At Home	5-4	0-0
On the Road	0-0	0-0
At Neutral Sites	0-0	0-0
In Day Games	5-4	0-0
In Night Games	0-0	0-0
vs. Teams .500 Or Better	3-2	0-0
vs. Teams Worse Than .500	2-2	0-0
vs. Left-Handed Starter	3-3	0-0
vs. Right-Handed Starter	2-1	0-0
When Starter Receives Decision	2-2	0-0
When Reliever Receives Decision	3-2	0-0
When Starter Goes 5+ Innings	2-1	0-0
When Starter Goes <5 Innings	3-3	0-0
When Scoring First	3-1	0-0
When Opponent Scores First	2-3	0-0
When Leading After 6 Innings	4-1	0-0
When Trailing After 6 Innings	1-2	0-0
When Tied After 6 Innings	0-1	0-0
When Leading After 8 Innings	4-2	0-0
When Trailing After 8 Innings	0-2	0-0
When Tied After 8 Innings	0-0	0-0
In One-Run Games	0-2	0-0
In Two-Run Games	0-0	0-0
In 5+ Run Games	3-1	0-0
Weekend Series W-L-T	2-0	0-0
Series Sweeps/Times Swept	0/0	0/0
When Scoring 0-2 Runs	0-2	0-0
When Scoring 3-5 Runs	1-1	0-0
When Scoring 6-9 Runs	1-0	0-0
When Scoring 10+ Runs	3-1	0-0
Shutouts/Times Shut Out	0/0	0/0
In Extra Innings	0-0	0-0
When Opponent Scores 4 Runs Or Less	4-2	0-0
When Opponent Scores 5 Runs Or More	1-2	0-0
When Out-Hitting Opponent	4-1	0-0
When Out-Hit by Opponent	1-3	0-0
When Hits Are Equal	0-0	0-0
When Hitting A Home Run	3-1	0-0
When Opponent Hits A Home Run	3-4	0-0
When Errorless	2-2	0-0
When Committing One Error	2-2	0-0
When Committing 2+ Errors	1-0	0-0
When Opponent is Errorless	1-2	0-0
When Opponent Commits One Error	0-2	0-0
When Opponent Commits 2+ Errors	4-0	0-0
Game 1 of Weekend	2-0	0-0
Game 2 of Weekend	0-2	0-0
Game 3 of Weekend	2-0	0-0
Monday	0-0	0-0
Tuesday	1-1	0-0
Wednesday	0-1	0-0
Thursday	0-0	0-0
Friday	2-0	0-0
Saturday	0-2	0-0
Sunday	2-0	0-0

## DOHMINATING

- Friday night starter Nate Dohm has been dominating this season. He has made two starts, opening day and last Saturday, and has only allowed 10 hits this season.
- He has pitched 10 2/3 innings on the year and has 14 punchouts while only allowing opponents to hit .244 against him.
- In his last outing against Georgia Southern, Dohm set game-highs for his performance in the Maroon and White. He pitched a high of 6 2/3 innings on the season and tallied his first double-digit strikeout game as a Dawg, with 10. He picked up his first win of the season on Friday night.
- His 0.84 ERA is the 85th best in the nation to start of the season. He has 14 punchouts on the year as well, the 68th best mark in the nation. He is five strikeouts away from tying for the SEC lead.
- Over his career, which started at Ball State, Dohm has pitched 93 2/3 innings and has an ERA of 4.42. He has struck out 119 over 34 appearances, while making only seven starts. The most starts he has made in a single season was three, his freshman season at Ball State.

## BIG GAME HUNTER

- Junior infielder/outfielder Hunter Hines enters the 2024 season as a Third Team Preseason All-American by Perfect Game.
- Hines has showed his power over his first two seasons in the Maroon and White. He has hit 38 homers over that span.
- The 38 home runs are the third most by an active player in the SEC. Tommy White (52) and Jac Caglianone (41) are the only active players ahead of Hines.
- The 38 home runs are the ninth most by an active player in the division 1 baseball.
- The 38 home runs are the 10th most in a career at Mississippi State. He is 13 homers away from moving into the top five at MSU.
- During the 2023 season, Hines hit 22 home runs, the sixth most in a single season history at State. He was the first 20+ homer player at MSU since Brent Rooker hit 23 in 2017.
- Besides hitting for power, Hines has driven in 123 runs and is 59 RBIs away from joining the career RBI mark at MSU.

## MSU CAREER HOME RUN LIST (6-10)

Rk.	Player	HRs
6.	Tracy Echols (1986-90)	47
7.	Richard Lee (1995-98)	46
8.	Tommy Raffo (1987-90)	45
9.	David Hayman (1993-96)	44
10.	<b>Hunter Hines (2022-Present)</b>	<b>38</b>

- D1 Baseball ranked the top 50 first basemen this season and Hines was ranked as the 8th best firstbasemen coming into the 2024 season.
- Hines was also ranked by Perfect Game as the 47th best junior. He was also on the Perfect Game Top 300 MLB Draft Board coming in at No. 104.
- He picked up his third three hit game of the week on Tuesday against Jackson State.
- Hines has reached base safely in every game this season and has an on-base percentage of .465 on the season.
- He has back-to-back three hit games, vs. Ga. Southern and Jackson State, and his hitting .378 on the season. He has driven a team-high 10 runs this season.

## SOPHOMORE ON THE RISE

- Following a freshman season that saw Dakota Jordan show off his power by hitting tape measure homers, the sophomore is ready for his second season in the Maroon and White.
- On Feb. 9, Jordan was one of 55 players in the nation that were named to the Golden Spikes Award Preseason Watch List. The Golden Spikes award to the best amateur baseball

player in the nation

- Jordan was named Third Team Preseason All-American by Baseball America.
- Jordan leads the team with three home runs this season. He is hitting .353 over the first nine games of the season with seven extra base hits.
- He finished the 2023 season with the second best batting average (.307) and had 10 home runs.
- He had 47 hits last season, with 20 going for extra bases and finished third on the team with 40 RBIs.
- Following the 2023 season, Jordan received Freshman All-American honors by Perfect Game. This marked the eighth straight season a Mississippi State freshman had earned Freshman All-American accolades.
- He has been ranked the ninth best sophomore by Perfect Game and the 18th best outfielder by D1 Baseball.
- On Feb. 8, Jordan was named Second Team Preseason All-SEC as an outfielder. In conference only games last season, Jordan hit .333 with eight home runs and drove in 27 runs.
- He is ranked as the ninth best sophomore by Perfect Game, the 31st best Draft Prospect by Perfect Game and the 16th best MLB Draft Prospect by D1 Baseball.
- Of his 10 home runs during his freshman season, four, were hit over 450 feet or farther.
- His biggest hit of his freshman season, came during Super Bulldog Weekend, when he picked up the game-winning-hit to defeat Ole Miss.
- Last season, Jordan had a hitting streak of 12 games, this was the longest on the team during the 2023 season.

## FREE SHIRTS!

- Since his arrival at MSU, head coach Chris Lemonis has handed out a shirt to signify the top performance of each victory. Each shirt is numbered by victory and here is who they've went to:

Game	Student-Athlete, Position (# in 2024)
1	Bryce Chance, OF, (1)
2	Jurrangelo Cijntje, BHP, (1)
3	Nate Dohm, RHP, (1)
4	Bryce Chance, OF, (2)
5	Nolan Stevens, LHP/OF/IF, (1)

## BATS HEATING UP

- The Diamond Dawgs bats are catching fire. Over the last five games, the Dawgs are hitting .325 and have three players hitting over .400 over this span. Amani Larry leads the team during this span, hitting .474.
- They have 12 extra-base hits during this span including nine doubles, two bombs and one triple.
- During this span, the Dawgs have scored 48 runs and are averaging 9.6 runs per game.
- Ten different players have a hit during the last five games.

## HOT SWINGING MERSHON

- After returning to the lineup four games ago, David Mershon has been swinging a hot bat for the Diamond Dawgs. The switch hitter from Taylors, S.C. is hitting .438 over the four games he appeared in this season.
- He had a four-hit game against Georgia Southern in the series finale. The four hits in a single game tied his career high. Currently, Mershon is on a four-game hitting streak.
- Besides collecting hits, Mershon is driving in runs. Over four games, he has nine RBIs, which is one off the team high. He drove in a career-high four runs against Jackson State on Tuesday night, three of which game on a bases clearing triple.
- Over this span, Mershon has a .474 on-base percentage and has scored four runs.

### BEST FANS IN THE LAND

- Mississippi State has the **BEST** fans in collegiate baseball, which showed during the 2023 season. The trend has continued opening the 2024 season, as State is averaging 10,815 fans per game, the most in the NCAA.
- The SEC holds the top three spots for average attendance to open the 2024 season.
- For Super Bulldog Weekend, the Dawgs three-game attendance was 43,986, averaging 14,662 per game.
- Over Super Bulldog Weekend, the Dawgs set the NCAA On-Campus Attendance Record as The Dude saw 16,423 fans into the stadium when the Diamond Dawgs took on Ole Miss on April 15, 2023.
- The Dawgs hold the top 13 marks in NCAA history for NCAA on-campus facilities. Dudy Noble Field holds 23 of the 25 largest crowds in NCAA history.
- The Dawgs continued to break their own records against Air Force. Mississippi State set the schools opening day attendance record (11,216).

### BIG LEAGUE TALENT

- Mississippi State is great at turning out major league talent, with 68 Diamond Dawgs reaching the highest level of the sport, but it is also great at keeping student-athletes on campus.
- The 2023 MLB Draft saw three Diamond Dawgs get drafted.
- Colton Ledbetter was the first Dawg off the board, as he was the 55th pick of the draft to the Tampa Bay Rays. Cade Smith went in the sixth round to the New York Yankees and Kellum Clark was drafted by the Mets in the 20th round.
- Mississippi State has had 19 players drafted in the first round of the MLB Draft. The last was Landon Sims in 2022.
- Since the 2020 MLB Draft, State has had 18 players drafted. During that span, KC Hunt did not sign and returned to Starkville.
- Will Bednar (2021) and Justin Foscue (2020) are the highest draft picks in the last three years as they both were drafted 14th overall.
- The Diamond Dawgs have two players on the 40-man roster of their respective MLB teams looking for their first callup. Justin Foscue (Texas Rangers) and Colby White (Tampa Bay) are in Big League camp, looking to crack the MLB roster to become the 69th and 70th players in State history to make it to the Show.

### WELCOME BACK BROOKS AUGER

- After missing the 2023 season due to injury, Brooks Auger has returned to the pen for the Diamond Dawgs in 2024.
- Prior to pitching opening weekend for the Dawgs, Augers last outing was April 14, 2022, against Auburn.
- He made his season debut against Air Force on Feb. 17. His longest outing of the season came on Feb. 20 when he pitched 2 2/3 of an inning against Austin Peay.
- Auger has pitched 5 1/3 innings this season and has only allowed three hits and has seven strikeouts.
- Opponents are struggling to hit Auger as he is limiting opponents to a .167 batting average.
- Auger has recorded at least one strikeout in every appearance this season and had a season-high three punchouts against Austin Peay.

### UNI WATCH

- The old adage states, "look good, feel good." And, when you feel good you usually preform well. Below is a list of how MSU fared in each of its uniforms over the last two seasons:

Uniform	2023	2024
Black Script State	5-4	2-0
White Script State	3-4	0-0
Maroon Script State	--	0-1
Maroon '85s	3-11	2-0
White '85s	4-2	1-1
Cream Script State	0-1	0-0
White Pinstripes	6-1	0-2
Gray Script State	3-2	0-0
Gray Pinstripes	3-1	0-0

### THE DUDE EFFECT

- It's been written about. It's been Tweeted about. It's been talked about. It's what has become known as The Dude Effect. If anyone had forgotten or doubted that the best home-field advantage in all of college baseball is inside the confines of Mississippi State's Dudy Noble Field. Opponents don't simply have to defeat the Diamond Dawgs. Visitors have to conquer the cowbell-crazed home crowd as well.
- Winning at home has been challenging for opponents when coming to The Dude. Since 1967, the Diamond Dawgs have had a 72.5 winning percentage when playing at home.
- Fans come and fill the stadium as 106 games have had crowds of 10,000 fans.
- In 2023, over Super Bulldog Weekend, the Dawgs set the NCAA On-Campus Attendance Record as The Dude saw 16,423 fans into the stadium when the Diamond Dawgs took on Ole Miss on April 15, 2023.
- The Diamond Dawgs have won 1,252 games at The Dude.
- Under Head Coach Chris Lemonis, the Dawgs are 115-48 (70.4 %) at Dudy Noble Field.
- Coach Lemonis has guided the Dawgs to two seasons of 30 or more wins. The Diamond Dawgs won 37 games in 2019, the most at The Dude under Lemonis.

### OMADAWGS

- Did you know that the Diamond Dawgs are one of four programs in NCAA History and the only Southeastern Conference program to play in the NCAA Men's College World Series in six-straight decades.
- The Dawgs join Arizona State, Texas and Florida State as the only teams that have been to an MCWS for six decades.
- Mississippi State has advanced to Omaha 12 times in program history, with three appearances coming since 2018.
- The Omadawgs have one national championship (2021), a runner-up finish, and two third-place finishes in program history.
- The Dawgs have advanced to the MCWS in the 1970s, 1980s, 1990s, 2000s, 2010s, and 2020s. MSU went to the MCWS in 1971, 1979, 1981, 1985, 1990, 1997, 1998, 2007, 2013, 2018, 2019, and 2021.

### MISC. HITTING STATS

#### 2024 MULTI-HIT GAMES

PLAYER	2	3	4	5+	TOTAL
Amani Larry	4	1	-	-	5
Hunter Hines	1	3	-	-	4
Dakota Jordan	2	1	-	-	3
Bryce Chance	2	-	-	-	2
Joe Powell	2	-	-	-	2
Dylan Cupp	1	-	-	-	1
Logan Kohler	-	1	-	-	1
David Mershon	-	-	1	-	1
Connor Hujsak	1	-	-	-	1
<b>TOTAL</b>	<b>13</b>	<b>6</b>	<b>1</b>	<b>-</b>	<b>20</b>

#### 2024 MULTI-RBI GAMES

PLAYER	2	3	4	5+	TOTAL
David Mershon	2	-	1	-	3
Dakota Jordan	1	-	-	1	2
Bryce Chance	-	2	-	-	2
Hunter Hines	-	1	1	-	2
Connor Hujsak	1	1	-	-	2
Johnny Long	1	-	-	-	1
Dylan Cupp	1	-	-	-	1
Logan Kohler	1	-	-	-	1
Joe Powell	-	1	-	-	1
<b>TOTAL</b>	<b>7</b>	<b>5</b>	<b>2</b>	<b>1</b>	<b>15</b>

#### HITTING STREAKS

PLAYER	SEASON	CURRENT	CAREER
Amani Larry	9	10	14*
Dakota Jordan	5	5	12
Hunter Hines	5	2	12
Connor Hujsak	3	--	8*
Logan Kohler	2	2	8*
Ross Highfill	1	--	6
Bryce Chance	4	--	6
David Mershon	4	4	5
Dylan Cupp	4	1	4
Aaron Downs	1	--	2
Nate Chester	2	--	2
Joe Powell	2	2	2
Johnny Long	2	2	2
Jackson McKenzie	1	--	1

\* - indicates streaks from previous school

#### HOME RUNS

PLAYER	TOTAL	'24	'23	'22	'21	'20
Hunter Hines	38	--	22	16	--	--
Connor Hujsak*	21	--	2	12	7	--
Logan Kohler*	17	--	11	6	0	0
Amani Larry*	17	1	7	9	--	--
Dakota Jordan	13	3	10	--	--	--
Joe Powell*	10	--	0	5	5	0
Ross Highfill	9	--	9	--	--	--
Johnny Long*	3	--	2	0	1	0
Bryce Chance	3	1	2	--	--	--

\* - indicates home runs from previous school





## STATE TO THE SHOW

### Diamond Dawgs Playing in Major League Baseball

Name (Yrs. at MSU)	Pos.	Organization
J.P. France (2018)	RHP	Houston Astros
Justin Foscue (2018-20)**	IF	Texas Rangers
Adam Frazier (2011-13)	IF	Kansas City Royals
Kendall Graveman (2010-13)	RHP	Houston Astros
Dakota Hudson (2014-16)	P	Colorado Rockies
Nathaniel Lowe (2016)	IF	Texas Rangers
Hunter Renfroe (2011-13)	OF	Kansas City Royals
Brent Rooker (2014-17)	OF	Oakland Athletics
Ethan Small (2016-19)**	RHP	San Francisco Giants
Chris Stratton (2010-12)	RHP	Kansas City Royals
Jordan Westburg (2018-20)	IF	Baltimore Orioles
Colby White (2019)**	RHP	Tampa Bay Rays
Brandon Woodruff (2012-14)	RHP	Milwaukee Brewers

\*\* On teams 40-man roster, currently not on active roster

### Diamond Dawgs in Minor League Baseball

Name (Yrs. at MSU)	Pos.	Organization (Level)
Tanner Allen (2018-21)	OF	Miami Marlins (AA)
Will Bednar (2020-21)	RHP	San Francisco Giants (A+)
Eric Cerantola (2019-21)	RHP	Kansas City Royals (AA)
Kellum Clark (2021-23)	OF	New York Mets (A)
Gavin Collins (2014-16)	C/IF	St. Louis Cardinals (AAA)
Brad Cumbest (2019-22)	OF	Colorado Rockies (A)
Jackson Fristoe (2021-22)	RHP	New York Yankees (A+)
J.T. Ginn (2019-20)	RHP	Oakland Athletics (AA)
Cole Gordon (2016-19)	RHP	Free Agent
Houston Harding (2020-21)	LHP	Los Angeles Angels (AA)
Jonathan Holder (2010-13)	RHP	Texas Rangers (AAA)
Zac Houston (2014-16)	RHP	Tampa Bay (AAA)
K.C. Hunt (2021-23)	RHP	Milwaukee Brewers (A)
Kamren James (2020-22)	IF	Tampa Bay Rays (A+)
Keegan James (2016, 18-19)	RHP	Colorado Rockies (A+)
Preston Johnson (2021-22)	RHP	Baltimore Orioles (A+)
Rowdew Jordan (2018-21)	OF	New York Mets (AA)
Colton Ledbetter (2023)	OF	Tampa Bay Rays (A)
Christian MacLeod (2020-21)	LHP	Minnesota Twins (A+)
Jake Mangum (2016-19)	OF	Tampa Bay Rays (AAA)
Aaron Nixon (2023)	RHP	New York Yankees (A)
Konnor Pilkington (2016-18)	LHP	Arizona Diamondbacks (AAA)
Peyton Plumlee (2017-19)	RHP	Houston Astros (AA)
Landon Sims (2020-22)	RHP	Arizona Diamondbacks (A)
Cade Smith (2021-23)	RHP	New York Yankees (A)
Hunter Stovall (2016-18)	IF	Colorado Rockies (AAA)
Logan Tanner (2020-22)	C	Cincinnati Reds (A)
Andrew Walling (2022)	LHP	Philadelphia Phillies (A+)
RJ Yeager (2022)	IF	St. Louis Cardinals (A+)

### Diamond Dawgs Coaching in Professional Baseball

Name (Yrs. at MSU)	Organization	Team (Level)
Travis Chapman (1997-2000)	New York Yankees	New York Yankees (MLB)

### Diamond Dawgs Working in Professional Baseball

Name (Yrs. at MSU)	Organization	Role
Jeff Brantley (1982-85)	Cincinnati Reds	Broadcaster
Will Clark (1983-85)	San Francisco Giants	Special Assistant



## THE LAST TIME...

# - SEC Tournament | % - NCAA Regional | ^ - NCAA Super Regional | \$ - College World Series

### A MISSISSIPPI STATE TEAM...

Won 15+ Consecutive Games	17 - February 15-March 8, 2013
Won 10+ Consecutive Games	14 - February 23-March 16, 2019
Won 10+ Consecutive SEC Games	12 - April 30-May 25, 2016
Won 5+ Consecutive SEC Games	5 - April 30-May 8, 2021
Lost 5+ Consecutive Games	7 - April 27-May 12, 2023
Lost 5+ Consecutive SEC Games	7 - April 27-May 12, 2023
Swept a Three-Game Series	Lipscomb; March 10-12, 2023
at Home	Lipscomb; March 10-12, 2023
on The Road	at Alabama; May 20-22, 2021
Swept a Non-Conference Three-Game Series	Lipscomb; March 10-12, 2023
at Home	Lipscomb; March 10-12, 2023
on The Road	at Hawaii-Hilo; 1985
Swept a Three-Game SEC Series	at Alabama; May 20-22, 2021
at Home	Texas A&M; April 30-May 2, 2021
on The Road	at Alabama; May 20-22, 2021
Was Swept in a Three-Game Series	Arkansas, May 5-7, 2023
at Home	Arkansas, May 5-7, 2023
on The Road	at Tennessee, April 27-29, 2023
Was Swept in a Three-Game Non-Conference Series	at Southern Miss; February 16-18, 2018
at Home	Southeastern Louisiana; February 26-28, 2010
on The Road	at Southern Miss; February 16-18, 2018
Was Swept in a Three-Game SEC Series	Arkansas; May 5-7, 2023
at Home	Arkansas; May 5-7, 2023
on The Road	at Tennessee, April 27-29, 2023
Played An Extra-Inning Game	W, 14-13 (10 Innings) - at LSU; May 14, 2023
Won An Extra-Inning Game	W, 14-13 (10 Innings) - at LSU; May 14, 2023
Lost An Extra-Inning Game	L, 6-5 (10 Innings) - at Kentucky, March 17, 2023
Played Consecutive Extra-Inning Games	May 4-5, 2018; at Alabama, W, 14-12 (10 Innings) and L, 3-4 (10 Innings)
Won Consecutive Games in Extra-Inning	May 10-11, 2014; Tennessee, W, 1-0 (10 Innings) and W, 4-3 (12 Innings)
Won on a Walk-Off	W, 10-8 Texas A&M; May 18, 2023
Amani Larry two run home run in the 9th inning	
Won Consecutive Games Via A Walk-Off	April 12 & 14, 2022; UAB, W, 6-5 and Auburn W, 7-6
Kamren James RBI sac fly in the tenth inning (UAB)	
Luke Hancock RBI walk in the ninth inning (Auburn)	

### A MISSISSIPPI STATE OFFENSE...

Scored 30+ Runs	32 - Jackson State; April 29, 1988
Scored 25+ Runs	27 - Alcorn State; April 20, 2010
Scored 20+ Runs	21 - Grambling; April 4, 2023
Scored 15+ Runs	19 - Jackson State; Feb. 27, 2024
Scored 10+ Runs In An Inning	13 - Jackson State (3rd); Feb. 27, 2024
Scored 9+ Runs In An Inning	13 - Jackson State (3rd); Feb. 27, 2024
Scored 8+ Runs In An Inning	13 - Jackson State (3rd); Feb. 27, 2024
Had 30+ Hits	30 - Kentucky; April 30, 1989
Had 25+ Hits	26 - Little Rock; February 28, 1999
Had 20+ Hits	20 - Missouri; April 29, 2022
Had 20+ Hits in Back-to-Back Games	Auburn (20, 21); March 23-24, 2019
Had 6+ Home Runs	6 - UT Martin; April 5, 2022
Had 5+ Home Runs	6 - UT Martin; April 5, 2022
Hit Back-To-Back Home Runs	6th Inning, Colton Ledbetter (Solo)/Hunter Hines (Solo) - Ole Miss; April 15, 2023
Hit Back-To-Back-To-Back Home Runs	3rd Inning, Kellum Clark (2R HR)/Brad Cumbest (Solo)/RJ Yeager (Solo) - Southern; March 23, 2022
Had 3+ Triples	3 - Southern Cal; March 14, 2004
Had 8+ Doubles	8 - Auburn; March 24, 2019
Had 7+ Doubles	7 - UAB; April 20, 2021
Had 6+ Doubles	6 - VMI; Feb. 18, 2023
Had 10+ Walks	10 - Jackson State; Feb. 27, 2024
Had 9+ Stolen Bases	10 - Arkansas-Pine Bluff; March 18, 2017
Had 8+ Stolen Bases	10 - Arkansas-Pine Bluff; March 18, 2017
Didn't Strikeout in a Game	Grambling; April 4, 2023
Had Two or Fewer Strikeouts	0 - Grambling; April 4, 2023
Was Shut Out	at Georgia (0-11); March 18, 2022
at Home	Long Beach State (0-3); February 18, 2022
on The Road	at Georgia (0-11); March 18, 2022
Back-To-Back Games	Auburn (0-5, 0-4); March 27-28, 2015
Three-Straight Games	vs. Southern Miss (0-3); March 24, 2015 and Auburn (0-5, 0-4); March 27-28, 2015

### A MISSISSIPPI STATE DEFENSE...

Turned 5+ Double Plays	5 - San Diego; March 8, 2015
Turned 4+ Double Plays	5 - San Diego; March 8, 2015
Turned 3+ Double Plays	3 - at LSU; May 14, 2023
Turned A Triple Play	Auburn-Montgomery, March 9, 1991
Had 5+ Errors	5 - at Vanderbilt; March 18, 2011
Had 4+ Errors	4 - vs. Ohio State; March 3, 2023
Threw Out 3 Base Runners	3 - Logan Tanner; Tulane; February 26, 2021





## THE LAST TIME...

# - SEC Tournament | % - NCAA Regional | ^ - NCAA Super Regional | \$ - College World Series

### MISSISSIPPI STATE PITCHING STAFF...

Threw a No-Hitter . . . . . Jackson Fristoe (6 IP), Landon Sims (1 IP), Mikey Tepper (1 2/3 IP), Cam Tullar (1/3 IP); Kent State, March 7, 2021  
Held Opponent To 1 Hit . . . . . at Texas A&M; May 3, 2019  
Held Opponent To 2 Hits . . . . . Eastern Michigan; March 13, 2021

NOTE: Jacksonville State (5/18/21) had just two hits in a five-inning, rain-shortened game  
NOTE: Valparaiso (3/7/23) had just two hits in a seven-inning, run rule game

Struck Out 25+ Batters . . . . . 26 - at LSU; 1909  
Struck Out 20+ Batters . . . . . 21 - vs. Texas; June 20, 2021 \$  
Struck Out 15+ Batters . . . . . 15 - Georgia Southern; Feb. 23, 2024  
Did Not Issue A Walk . . . . . Austin Peay; Feb. 20, 2024  
Shut Out An Opponent . . . . . vs. Vanderbilt (9-0); June 30, 2021 \$  
at Home . . . . . Eastern Michigan (14-0); March 12, 2021  
on The Road . . . . . at Alabama (7-0); May 21, 2021  
Neutral Site Game . . . . . vs. Vanderbilt (9-0); June 30, 2021 \$  
Postseason Game . . . . . vs. Vanderbilt (9-0); June 30, 2021 \$  
Back-To-Back Shutouts . . . . . 2021 (Kent State, March 7 [13-0]; Grambling, March 9 [10-0] and Louisiana-Lafayette, March 10 [4-0])  
Three Straight Shutouts . . . . . 2021 (Kent State, March 7 [13-0];  
Grambling, March 9 [10-0] and Louisiana-Lafayette, March 10 [4-0]; Eastern Michigan, March 12 [14-0])  
Four Straight Shutouts . . . . . 2021 (Kent State, March 7 [13-0];  
Grambling, March 9 [10-0] and Louisiana-Lafayette, March 10 [4-0]; Eastern Michigan, March 12 [14-0])

Shut Out An SEC Opponent . . . . . vs. Vanderbilt (9-0); June 30, 2021 \$  
At Home . . . . . Alabama (6-0); April 12, 2019  
On The Road . . . . . at Alabama (7-0); May 21, 2021  
Neutral Site . . . . . vs. Vanderbilt (9-0); June 30, 2021 \$

### A MISSISSIPPI STATE BATTER HAD...

Hit for the Cycle . . . . . Brad Freeman; South Alabama, February 17, 1998  
Walk-Off Hit . . . . . Amani Larry (2R-HR); Texas A&M, May 18, 2023  
8+ At-Bats . . . . . 8 - Jordan Westburg, Tanner Allen & Rowdey Jordan vs. LSU, May 22, 2019 #  
6+ Hits . . . . . 6 - Adam Frazier; at Virginia, June 8, 2013  
5+ Hits . . . . . 5 - Tanner Allen; South Carolina, May 16, 2019  
4+ Hits . . . . . 4 - David Mershon, Georgia Southern, Feb. 25, 2024  
2+ Hits In An Inning . . . . . Joe Powell (1B, 2B; 3rd Inning); Jackson State, Feb. 27, 2024  
5+ Runs . . . . . 5 - Jon Knott; Little Rock, February 28, 1999  
4+ Runs . . . . . 4 - Amani Larry; Jackson State, Feb. 27, 2024  
3+ Doubles . . . . . 3 - Justin Foscue; Georgia, April 26, 2019  
2+ Triples . . . . . 2 - C.T. Bradford; at Arizona, March 9, 2014  
3+ Home Runs . . . . . 3 - Ross Highfill; Lipscomb, March 11, 2023  
2+ Home Runs . . . . . 2 - Amani Larry; Texas A&M, May 18, 2023  
Inside-The-Park Home Run . . . . . Cody Brown; vs. Kentucky, April 7, 2017  
Pinch Hit Home Run . . . . . Connor Hujak; Lipscomb, March 11, 2023  
Leadoff Home Run (Top or bottom of 1st inning) . . . . . Amani Larry (Bottom 1st); Austin Peay, Feb. 21, 2024  
Walk-Off Home Run . . . . . Amani Larry (2R-HR); Texas A&M, May 18, 2023  
Hit a Grand Slam . . . . . Slate Alford; Grambling, April 4, 2023  
Multiple Grand Slams . . . . . Never  
A Pinch-Hit Grand Slam . . . . . Never  
10+ RBIs . . . . . 11 - Jason Nappi; at UAB, March 18, 2008  
9+ RBIs . . . . . 9 - Ryan Duffy; vs. Jackson State, April 6, 2010  
8+ RBIs . . . . . 8 - Brent Rooker; vs. Indiana State, February 24, 2017  
7+ RBIs . . . . . 7 - Kellum Clark vs. Princeton, March 11, 2022  
10+ Total Bases . . . . . 10 - Amani Larry; Texas A&M, May 18, 2023  
4+ Walks . . . . . 4 - Hunter Hines; Texas A&M, May 19, 2023  
3+ Walks . . . . . 3 - Bryce Chance & Nate Chester; Austin Peay, Feb. 21, 2024  
4+ Stolen Bases . . . . . 4 - Derrick Armstrong; vs. Michigan State, March 1, 2014  
3+ Stolen Bases . . . . . 3 - Amani Larry; Nicholls, March 14, 2023  
Stole Home . . . . . Connor Hujak; Samford, March 28, 2023  
4+ Hit By Pitches . . . . . 4 - Rowdey Jordan; at Auburn, April 11, 2021  
3+ Hit By Pitches . . . . . 4 - Rowdey Jordan; at Auburn, April 11, 2021

### A MISSISSIPPI STATE PITCHER HAD...

A Perfect Game . . . . . J.T. Peatross; Mississippi College (1-0), 1918  
A No-Hitter . . . . . Jackson Fristoe (6 IP), Landon Sims (1 IP), Mikey Tepper (1 2/3 IP), Cam Tullar (1/3 IP); Kent State, March 7, 2021  
A Complete Game No-Hitter . . . . . Gene Morgan (7 IP); at Hawaii-Hilo (2-0), April 6, 1985  
A Complete Game (9 Inn.) . . . . . Jacob Billingsley; at Southern Miss (8-1), June 6, 2017 %  
A Complete Game (7 Inn.) . . . . . JT Ginn; at Texas A&M-1 (0-1), May 4, 2019  
Complete-Game 1-Hitter . . . . . Unknown  
Complete-Game 2-Hitter . . . . . Ricky Bowen; vs. Ole Miss, March 16, 2008  
Consecutive Complete Games . . . . . Dakota Hudson; 2016 (at Auburn (4-0), May 13 and Arkansas (7-0), May 19)  
A Complete-Game Shutout . . . . . Dakota Hudson; vs. Arkansas (7-0), May 19, 2016  
at Home . . . . . Dakota Hudson; vs. Arkansas (7-0), May 19, 2016  
on The Road . . . . . Dakota Hudson; at Auburn (4-0), May 13, 2016  
SEC Game . . . . . Dakota Hudson; vs. Arkansas (7-0), May 19, 2016  
as a Freshman . . . . . Scott Tanksley; vs. Mississippi College (6-0), April 20, 1993  
Postseason Game . . . . . B.J. Wallace; vs. Nicholls State (1-0), May 21, 1992 %  
17+ Strikeouts . . . . . 17 - Chris Stratton; at LSU, March 16, 2012  
15+ Strikeouts . . . . . 15 - Will Bednar; vs. Texas, June 20, 2021 \$  
10+ Strikeouts . . . . . 10 - Nate Dohm; Georgia Southern, Feb. 23, 2024  
Recorded Two Saves In One Day . . . . . Trevor Fitts; vs. Marshall and Alabama A&M, February 22, 2015

## 2024 HONORS TRACKER

### Dakota Jordan, OF

D1Baseball 2024 MLB Draft Top 100 Prospects (No. 16)  
Baseball America 2024 Top 100 Draft Prospects (No. 41)  
Perfect Game Top 300 2024 Draft Board (No. 31)  
Perfect Game Top 100 Sophomores (No. 9)  
Baseball America 2024 Preseason All-American (Third Team)  
D1 Baseball Top 100 Outfielders (No. 18)  
Preseason All-SEC Outfielder (Second Team)  
Gold Spikes Preseason Award Watch List

### Hunter Hines, IF/OF

D1Baseball 2024 MLB Draft Top 100 Prospects (No. 82)  
Perfect Game Preseason All-American (Third Team)  
Perfect Game Top 300 2024 Draft Board (No. 104)  
Perfect Game Top 100 Juniors (No. 47)  
D1 Baseball Top 50 First Basemen (No. 8)

### Nate Dohm, RHP

D1Baseball 2024 MLB Draft Top 100 Prospects (No. 65)  
Perfect Game Top 300 2024 Draft Board (No. 198)  
Perfect Game Top 100 Juniors (No. 89)  
D1 Baseball Top 150 Starting Pitchers (No. 45)

### Jurrangelo Cijntje, BHP

Perfect Game Top 300 2024 Draft Board (No. 171)  
Perfect Game Top 100 Sophomores (No. 75)  
D1 Baseball Top 150 Starting Pitchers (No. 56)

### Colby Holcombe, RHP

Perfect Game Top 300 2024 Draft Board (No. 239)  
D1 Baseball Top 150 Starting Pitchers (No. 136)

### Amani Larry, IF

D1 Baseball Top 50 Second Baseman (No. 10)

### Bradley Loftin, LHP

Perfect Game Top 100 Sophomores (No. 46)

### Karson Ligon, RHP

D1Baseball Top 100 Impact Transfers (No. 27)

### Khal Stephen, RHP

D1Baseball Top 100 Impact Transfers (No. 53)  
Golden Spikes Award Performance of the Week (Feb. 21)

### Cam Schuelke, RHP

D1Baseball Top 100 Impact Transfers (No. 75)

### Logan Kohler, IF

D1Baseball Top 100 Impact Transfers (No. 95)  
D1 Baseball Top 50 Third Basemen (No. 30)

### Dylan Cupp, IF

Perfect Game Top 75 Freshmen (No. 46)

### Mikhai Grant, RHP

Perfect Game Top 75 Freshmen (No. 50)

### Luke Dotson, IF/LHP

Perfect Game Top 75 Freshmen (No. 69)

### Nolan Stevens, IF/OF/LHP

Perfect Game Top 75 Freshmen (No. 71)



## 2024 HOME RUN TRACKER

No.	Player	Game	Date	Opponent	Pitcher	On Base	Inn.	Outs	Count	Score	Final
1	Dakota Jordan	1	Feb. 16	Air Force	Shim	0	5	0	1-0	2-4	8-4
2	Bryce Chance	1	Feb. 16	Air Force	Moats	1	7	1	2-0	3-4	8-4
3	Dakota Jordan	3	Feb. 18	Air Force	Estridge	1	6	0	1-1	7-2	10-2
4	Amani Larry*	5	Feb. 21	Austin Peay	Holt	0	1	0	3-1	0-0	10-13
5	Dakota Jordan	9	Feb. 27	Jackson State	Haston	1	5	1	2-2	13-5	19-6

\* - leadoff homerun

## 2024 HOW IT WAS WON

Below is a chart representing how the eventual game-winning run was recorded for Mississippi State in 2024

Gm	Opponent	Final	Player	Inn.	Outs	Play	Score at Time
1.	Air Force	8-4	Bryce Chance	7	1	Home Run	3-4
2.	Air Force	10-2	Hunter Hines	5	1	Single	2-2
3.	Georgia Southern	5-1	Dylan Cupp	2	0	Single	0-0
4.	Georgia Southern	10-2	Bryce Chance	5	1	Double	0-1
5.	Jackson State	19-6	Joe Powell	3	1	Double	5-5

## SERIES STATS

### BATTING

	AVG	AB	R	H	RBI	2B	3B	HR	BB	K
Air Force	.297	101	20	30	16	8	1	3	13	20
Austin Peay	.164	61	12	10	12	1	0	1	19	17
Georgia Southern	.327	101	19	33	17	5	0	0	11	18
Jackson State	.452	31	19	14	19	3	1	1	10	4
Mount St. Mary's										
vs. Southern Miss										
Evansville										
vs. South Alabama										
vs. New Orleans										
LSU										
Memphis										
at Texas A&M										
at Samford										
at Florida										
Central Arkansas										
Georgia										
UAB										
at Ole Miss										
Alcorn State										
Auburn										
at Memphis										
at Vanderbilt										
vs. Ole Miss										
Alabama										
at Arkansas										
North Alabama										
Missouri										

### PITCHING

	ERA	W-L	SV	IP	H	R	ER	BB	SO	2B	3B	HR	B/AVG
Air Force	2.33	2-1	1	27.0	20	9	7	9	36	5	0	2	.206
Austin Peay	8.00	0-2	0	18.0	24	16	16	5	22	4	0	4	.333
Georgia Southern	4.33	2-1	0	27.0	25	14	13	11	36	2	0	2	.245
Jackson State	7.71	1-0	0	7.0	7	6	6	2	11	1	0	2	.259
Mount St. Mary's													
vs. Southern Miss													
Evansville													
vs. South Alabama													
vs. New Orleans													
LSU													
Memphis													
at Texas A&M													
at Samford													
at Florida													
Central Arkansas													
Georgia													
UAB													
at Ole Miss													
Alcorn State													
Auburn													
at Memphis													
at Vanderbilt													
vs. Ole Miss													
Alabama													
at Arkansas													
North Alabama													
Missouri													

## BIG INNING FOR MISSISSIPPI STATE

Opponent	Date	Inn.	Runs	Res.
Air Force	Feb. 18	5	5	W, 10-2
Austin Peay	Feb. 21	1	5	L, 13-10
Georgia Southern	Feb. 25	7	5	W, 10-2
Jackson State	Feb. 27	3	13	W, 19-6

*Big inning = 5 or more runs*

## BIG INNING FOR OPPONENTS

Opponent	Date	Inn.	Runs	Res.
----------	------	------	------	------

*Big inning = 5 or more runs*



## PITCHING STATS

### PITCHING (STARTERS)

Date	Opp.	IP	H	R	ER	BB	K
2/16	Air Force	4.0	6	2	1	2	4
2/17	Air Force	7.0	3	1	1	0	11
2/18	Air Force	4.0	2	1	1	2	8
2/20	Austin Peay	2.0	3	1	1	0	4
2/21	Austin Peay	2.2	4	4	4	3	1
2/23	Georgia Southern	6.2	4	0	0	1	10
2/24	Georgia Southern	2.1	6	7	7	1	3
2/25	Georgia Southern	5.0	1	1	1	2	7
2/27	Jackson State	1.1	3	5	5	2	2
2/29	Mount St. Mary's						
3/1	Mount St. Mary's						
3/2	Mount St. Mary's						
3/5	vs. Southern Miss (1)						
3/8	Evansville						
3/9	Evansville						
3/10	Evansville						
3/12	vs. South Alabama (2)						
3/13	vs. New Orleans (2)						
3/15	LSU*						
3/16	LSU*						
3/17	LSU*						
3/19	Memphis						
3/22	at Texas A&M*						
3/23	at Texas A&M*						
3/24	at Texas A&M*						
3/26	at Samford						
3/29	at Florida*						
3/30	at Florida*						
3/31	at Florida*						
4/2	Central Arkansas						
4/5	Georgia*						
4/6	Georgia*						
4/7	Georgia*						
4/9	UAB						
4/12	at Ole Miss*						
4/13	at Ole Miss*						
4/14	at Ole Miss*						
4/16	Alcorn State						
4/19	Auburn*						
4/20	Auburn*						
4/21	Auburn*						
4/23	at Memphis						
4/26	at Vanderbilt*						
4/27	at Vanderbilt*						
4/28	at Vanderbilt*						
4/30	vs. Ole Miss (1)						
5/3	Alabama*						
5/4	Alabama*						
5/5	Alabama*						
5/10	at Arkansas*						
5/11	at Arkansas*						
5/12	at Arkansas*						
5/14	North Alabama						
5/16	Missouri*						
5/17	Missouri*						
5/18	Missouri*						
2024	Totals	35.0	32	22	21	13	50

\* - Southeastern Conference game

(1) - Trustmark Park; Pearl, Miss. | (2) - Shuckers Ballpark; Biloxi, Miss.

## SEC SWEEPS

### MSU at HOME VS.

Alabama	April 12-14, 2019
Arkansas	April 20-21, 2018
Auburn	March 25-27, 2011
Florida	May 17-19, 2018
Georgia	April 26-28, 2019
Kentucky	April 1-3, 2021
LSU	April 20-21, 1985
Ole Miss	May 18-19, 2002
Missouri	May 5-7, 2016
South Carolina	Never
Tennessee	March 24-26, 2017
Texas A&M	April 30-May 1, 2021
Vanderbilt	March 11-12, 2000

### MSU ON THE ROAD VS.

Alabama	May 20-22, 2021
Arkansas	March 21-23, 2003
Auburn	April 9-11, 2021
Florida	Never
Georgia	March 28-30, 1997
Kentucky	April 1-3, 1994
LSU	April 18-19, 1981
Missouri	April 18-20, 2014
Ole Miss	May 10-12, 2019
South Carolina	Never
Tennessee	May 6-8, 2011
Texas A&M	April 12-14, 2013
Vanderbilt	April 20-21, 1991

\* - Southeastern Conference game

(1) - Trustmark Park; Pearl, Miss. | (2) - Shuckers Ballpark; Biloxi, Miss.





## SEC UPDATE

### Standings

Western Division											
	SEC	Pct.	GB	Division	Overall	Pct.	Home	Away	Neutral	L10	Streak
Alabama	0-0	--	--	--	9-0	1.000	8-0	1-0	0-0	9-0	W9
Texas A&M	0-0	--	--	--	8-0	1.000	8-0	0-0	0-0	8-0	W8
Auburn	0-0	--	--	--	7-1	.875	5-0	0-0	2-1	7-1	W1
LSU	0-0	--	--	--	7-1	.875	7-1	0-0	0-0	7-1	W1
Arkansas	0-0	--	--	--	6-2	.750	4-1	0-0	2-1	6-2	W2
Mississippi State	0-0	--	--	--	5-4	.556	5-4	0-0	0-0	5-4	W2
Ole Miss	0-0	--	--	--	5-4	.556	3-2	2-2	0-0	5-4	W3
Eastern Division											
	SEC	Pct.	GB	Division	Overall	Pct.	Home	Away	Neutral	L10	Streak
Georgia	0-0	--	--	--	8-0	1.000	7-0	1-0	0-0	8-0	W8
South Carolina	0-0	--	--	--	8-1	.889	8-1	0-0	0-0	8-1	W2
Tennessee	0-0	--	--	--	8-1	.889	6-0	0-0	2-1	8-1	W7
Kentucky	0-0	--	--	--	7-1	.875	2-0	3-0	2-1	7-1	W3
Florida	0-0	--	--	--	5-2	.714	4-1	1-1	0-0	5-2	L1
Vanderbilt	0-0	--	--	--	6-3	.667	6-3	0-0	0-0	6-3	W1
Missouri	0-0	--	--	--	4-4	.500	0-1	3-3	1-0	4-4	L1

### Schedule/Results

all times central

#### THURSDAY, FEB. 29

Mount St. Mary's at Mississippi State 3 p.m. [SECN+]

#### FRIDAY, MARCH 1

Mount St. Mary's at Mississippi State 3 p.m. [SECN+]

Murray State at Arkansas 3 p.m. [SECN+]

Lipscomb at Kentucky 3 p.m. [SECN+]

Vanderbilt vs. UL-Lafayette 3:05 p.m.

Georgia at Georgia Tech 5 p.m. [ACCNX]

Bowling Green at Tennessee 5:30 p.m. [SECN+]

Alabama vs. Indiana 6 p.m. [D1Baseball.com]

Florida at Miami 6 p.m. [ACCNX]

Iowa at Ole Miss 6:30 p.m. [SECN+]

Northern Kentucky at Missouri 6 p.m. [SECN+]

Clemson at South Carolina 6 p.m. [SECN+]

Texas A&M vs. Arizona State 6 p.m. [FloBaseball]

LSU vs. Texas 7 p.m.

UConn at Auburn TBA [SECN+]

#### SATURDAY, MARCH 2

Mount St. Mary's at Mississippi State 3 p.m. [SECN+]

Vanderbilt vs. Houston 11:05 a.m.

Lipscomb at Kentucky 12 p.m. [SECN+]

UConn at Auburn 1 p.m.

Georgia Tech at Georgia 1 p.m. [SECN+]

Iowa at Ole Miss 1:30 p.m. [SECN+]

Texas A&M vs. USC 2 p.m. [FloBaseball]

Murray State at Arkansas 2 p.m. [SECN+]

Florida at Miami 2 p.m. [ACCN]

Northern Kentucky at Missouri 2 p.m. [SECN+]

South Carolina vs. Clemson 3 p.m. [ACCNX]

Alabama vs. Arizona 4 p.m. [D1Baseball.com]

Bowling Green at Tennessee 5 p.m. [SECN+]

LSU vs. UL-Lafayette 7 p.m.

#### SUNDAY, MARCH 3

Mount St. Mary's at Mississippi State 2 p.m. [SECN+]

Texas A&M vs. Arizona State 11 a.m. [FloBaseball]

Vanderbilt vs. Texas 11:05 a.m.

Florida at Miami 12 p.m. [ACCNX]

Lipscomb at Kentucky 12 p.m. [SECN+]

Iowa at Ole Miss 12 p.m. [SECN+]

Bowling Green at Tennessee 12 p.m. [SECN+]

Murray State at Arkansas 1 p.m. [SECN+]

UConn at Auburn 1 p.m. [SECN+]

Northern Kentucky at Missouri 1 p.m. [SECN+]

South Carolina at Clemson 1 p.m. [ACCNX]

Georgia vs. Georgia Tech 2 p.m.

LSU vs. Texas State 3 p.m.

Alabama vs. #18 Dallas Baptist 4 p.m. [D1Baseball.com]

## WEEK-BY-WEEK POLLS

Week	BA	D1	BW	PG	USA	RPI
Preseason	NR	NR	RV	NR	NR	--
Week 1	NR	NR	RV	NR	--	--
Week 2	NR	NR	NR	NR	NR	--

BA - Baseball America, D1 - D1Baseball, BW - National Collegiate Baseball Writers Association, PG - Perfect Game, USA - USA Today Coaches Poll, RPI - NCAA RPI

(-- ) - No poll/RPI released by the publication.

## IN THE POLLS

Baseball America		D1Baseball		NCBWA		Perfect Game		USA Today/Coaches	
1. Wake Forest	6-1	1. Wake Forest	6-1	1. Wake Forest	6-1	1. Wake Forest	6-1	1. Wake Forest	6-1
2. <b>LSU</b>	7-1	2. <b>Arkansas</b>	5-2	2. <b>LSU</b>	7-1	2. <b>Arkansas</b>	5-2	2. <b>LSU</b>	7-1
3. <b>Arkansas</b>	5-2	3. <b>LSU</b>	7-1	3. TCU	7-0	3. <b>LSU</b>	7-1	3. TCU	7-0
4. Oregon State	7-1	4. <b>Florida</b>	5-1	4. Oregon State	7-1	4. <b>Texas A&amp;M</b>	7-0	4. <b>Florida</b>	5-1
5. <b>Florida</b>	5-1	5. TCU	7-0	5. <b>Arkansas</b>	5-2	5. TCU	7-0	5. <b>Arkansas</b>	5-2
6. TCU	7-0	6. Oregon State	7-1	6. <b>Florida</b>	5-1	6. <b>Florida</b>	5-1	6. Oregon State	7-1
7. Tennessee	7-1	7. <b>Texas A&amp;M</b>	7-0	7. Tennessee	7-1	7. Oregon State	7-1	7. <b>Texas A&amp;M</b>	7-0
8. Virginia	7-0	8. Tennessee	7-1	8. <b>Texas A&amp;M</b>	7-0	8. Texas	6-1	8. Tennessee	7-1
9. <b>Vanderbilt</b>	5-3	9. <b>Vanderbilt</b>	5-3	9. Duke	7-0	9. Virginia	7-0	9. Virginia	7-0
10. Clemson	6-1	10. Clemson	6-1	10. Virginia	7-0	10. Tennessee	7-1	10. Duke	7-0
11. <b>Texas A&amp;M</b>	7-0	11. East Carolina	6-1	11. Clemson	6-1	11. <b>Vanderbilt</b>	5-3	11. Clemson	6-1
12. South Carolina	7-1	12. Duke	7-0	12. East Carolina	5-2	12. Duke	7-0	12. East Carolina	5-2
13. Duke	7-0	13. Virginia	7-0	13. <b>Vanderbilt</b>	5-3	13. South Carolina	7-1	13. Texas	6-1
14. Texas	6-1	14. NC State	4-2	14. Texas	6-1	14. <b>Auburn</b>	6-1	14. <b>Vanderbilt</b>	5-3
15. East Carolina	5-2	15. Texas	6-1	15. <b>Alabama</b>	8-0	15. East Carolina	6-1	15. <b>Alabama</b>	8-0
16. Texas Tech	6-2	16. <b>Alabama</b>	8-0	16. North Carolina	5-2	16. Clemson	6-1	16. South Carolina	7-1
17. North Carolina	5-2	17. North Carolina	5-2	17. North Carolina	7-1	17. North Carolina	5-2	17. North Carolina	5-2
18. NC State	4-2	18. Texas Tech	6-2	18. Texas Tech	6-2	18. Dallas Baptist	7-0	18. NC State	4-2
19. <b>Auburn</b>	6-1	19. South Carolina	7-1	19. NC State	4-2	19. Indiana	6-1	19. Texas Tech	6-2
20. UC Irvine	6-0	20. Indiana	6-1	20. <b>Auburn</b>	6-1	20. Florida State	6-0	20. Coastal Carolina	5-2
21. Indiana	6-1	21. Campbell	6-1	21. Indiana	6-1	21. NC State	4-2	21. Indiana	6-1
22. Coastal Carolina	5-2	22. Coastal Carolina	5-2	22. Coastal Carolina	5-2	22. <b>Alabama</b>	8-0	22. <b>Auburn</b>	6-1
23. Dallas Baptist	7-0	23. <b>Auburn</b>	6-1	23. Dallas Baptist	7-0	23. Coastal Carolina	5-2	23. Campbell	6-1
24. <b>Alabama</b>	8-0	24. UC Santa Barbara	3-3	24. Campbell	6-1	24. Indiana State	7-0	24. Dallas Baptist	7-0
25. Campbell	6-1	25. Dallas Baptist	7-0	25. UC Irvine	6-0	25. UCLA	3-3	25. UC Irvine	6-0

2024 Scheduled Opponents in Bold



## HEAD COACH CHRIS LEMONIS

Since arriving in Starkville, Chris Lemonis has guided the Bulldogs to unparalleled success, including capturing Mississippi State's first national championship in 2021. He is the first Division I head coach to reach the College World Series in his first two full seasons as head coach of a program in the Super Regional era (since 1999).

In five seasons at MSU, Lemonis has compiled a 167-93 record (.642 winning percentage) and taken his program to two College World Series appearances. In his first two complete seasons at the helm of the Bulldogs, Lemonis has won 50-plus games, posting a 52-15 record in 2019 and a 50-18 mark in 2021. Lemonis notched his 100th win at MSU in his first 130 games. He is the fastest head coach in program history to reach the 100-win mark.

Lemonis led Mississippi State to its first-ever national championship in 2021 and was named the National Coach of the Year by Baseball America following a 50-18 campaign and an impressive 10-3 showing in the NCAA Tournament. He became the fourth person picked as Baseball America's National Coach of the Year as both an assistant and head coach.

The 18th head coach in the program's storied history, a journey of nearly 40 years came full circle when he was introduced on June 25, 2018, on Adkerson Plaza inside Dudy Noble Field. The son of a 1973 State graduate, Lemonis resided in Starkville as a child and now leads one of the perennial powerhouses in college baseball.

In 2023, Lemonis saw freshman outfielder Dakota Jordan earn Freshman All-American honors by Perfect Game. Awards continued to roll in as Hunter Hines and Colton Ledbetter earned ABCA All-Region honors. Hines also picked up First Team All-SEC honors, and Jordan was named to the All-SEC Freshman team. During the season, the Dawgs hit the fourth most homers in program history with 91, and freshman Ross Highfill became the first player since 2017 to hit three homers in a single game.

Following the 2022 season, Lemonis and the Bulldogs had six players drafted in the MLB Draft, increasing his total to 25 during his time in Starkville. He has extended his streak of having a first-round pick drafted as Landon Sims went early in the 2022 MLB Draft. Not only did the Bulldogs have success in the MLB Draft, but RJ Yeager was named Third Team All-American by the ABCA, NCBWA and Collegiate Baseball Newspapers. Hunter Hines earned Freshman All-American honors by Collegiate Baseball, NCBWA and D1 Baseball.

In 2021, the Bulldogs had five players drafted from their national championship squad, while a total of 19 players have been drafted by Major League Baseball during Lemonis' time in Starkville, including at least one first rounder in each year of his tenure. For the second straight full season, the Mississippi State baseball program saw a pair of student-athletes honored as All-Americans by the American Baseball Coaches Association in Tanner Allen and Landon Sims.

In his first season at the helm of the Diamond Dawgs, Lemonis became the winningest first-year head coach in SEC history and in the process led the 2019 edition to the second-most victories in program history at 52 (54; 1989). The 40 victories over MSU's first 50 games marked the third-most in the first 50 games of a season in program history and set the tone for State's second-straight trip to the College World Series.

Lemonis became one of just three SEC head coaches to advance to the College World Series in their inaugural season in the conference, joining Jake Gibbs (Ole Miss, 1972) and fellow Diamond Dawg skipper Pat McMahon (Mississippi State, 1998).

Four Diamond Dawgs earned All-American honors during Lemonis' first season, while left-handed pitcher Ethan Small was tabbed National Pitcher of the Year (College Baseball Foundation; American Baseball Coaches Association) and right-handed pitcher JT Ginn earned the National Freshman of the Year honor (Collegiate Baseball, Perfect Game). Ginn and Small each earned specialty awards from the SEC, as well, grabbing the conference's Freshman and Pitcher of the Year, respectively.

A school-record-tying 11 Diamond Dawgs heard their names called in the 2019 Major League Baseball First Year Player Draft, including three taken in the first 10 rounds. Small became the 15th Diamond Dawg taken in the first round of the MLB Draft, while SEC career hits leader Jake Mangum (4th; New York Mets) and

Colby White (6th; Tampa Bay) each went in the first 10 rounds. The 11 selections were No. 3 nationally in 2019.

Owning a head coaching record of 308-184-2, Lemonis was also a part of nearly 800 wins as an assistant coach and three trips to the College World Series. During his time at Indiana, Lemonis' teams averaged 35.3 wins per season, including a 40-win campaign during his final season in Bloomington. He averaged 39.2 victories per year during his career in an assistant role (784 wins), bolstered by a 44.9 wins-per-season average at Louisville. The Cardinals were college baseball's winningest program during that eight-year span and made the program's first three trips to Omaha.

Lemonis not only understands what it takes to get to Omaha as a coach but also as a player. A 1992 graduate of The Citadel, Lemonis added a 1990 appearance in the College World Series as a student-athlete. The appearance makes the Bulldogs one of just three schools in Southern Conference history and only current member of the conference to advance to Omaha.

One of the top recruiters and player development coaches in the country, Lemonis has seen success at every coaching stop. After helping his alma mater, The Citadel, to five NCAA Regional appearances in 12 seasons as an assistant coach, Lemonis joined college teammate Dan McDonald's staff at Louisville and quickly turned the Cardinals into an Omaha contender.

After helping Louisville to seven postseason berths in eight years, the 2013 American Baseball Coaches Association/Baseball America Assistant Coach of the Year headed to Indiana to take his first head coaching job with the Hoosier program in 2015.

In each of his head coaching stops, Lemonis has led his team to the NCAA postseason in his first season at the helm. He helped the Hoosiers into the NCAA Tournament field during his initial season in Bloomington, before he guided Mississippi State to the College World Series in 2019 – his first season in Starkville.

Overall, Lemonis enters his 29th season as a collegiate coach in 2023, making two College World Series appearance as a head coach, taking three trips to Omaha as an assistant, earning 17 NCAA tournament berths and aiding in five 50-win seasons. His pupils have earned 35 All-America honors, 18 Freshman All-America laurels and 94 have signed professional baseball contracts, with 18 getting the call up to Major League Baseball.

Widely regarded as one of the elite recruiters and developers of talent in all of college baseball, a total of 100 student-athletes have been selected in the Major League Baseball Draft under Lemonis' watch, with 18 of those reaching the highest level of professional baseball.

Since arriving at Louisville for the 2006-07 academic year, Lemonis has been a part of 14 nationally ranked recruiting classes, including his first three classes at Mississippi State. His initial Diamond Dawgs recruiting class was tabbed as the No. 12 class nationally by Baseball America and Perfect Game, while it earned the No. 9 ranking from Collegiate Baseball Newspaper. In 2019, he and his staff brought in another top-10 ranked class, finishing as high as No. 6 by Baseball America.

Over his first four seasons in Starkville, Lemonis has tutored 20 picks in the MLB First Year Player Draft, including four first rounders and two second rounders. Sixteen of Lemonis' Indiana players were taken in the MLB Draft in his final four years in Bloomington and 14 signed professional contracts. He also recruited and coached nine of the Hoosier's school-record 10 MLB Draft choices in 2019.

Along with the second-most single-season victories (52) during the 2019 season, his team also posted the second-best 20-, 30- and 40-game starts (18-2, 25-5, 32-8) in program history. He joined Pat McMahon as the only two Diamond Dawg dugout bosses to lead the program to the College World Series in their initial campaign and his 52 wins were the most by a first-year SEC head coach in the conference's history.

Lemonis and his wife, the former Jill MacEldowney, have two daughters, Marissa and Mackenzie. The Myrtle Beach, South Carolina native earned his Bachelor of Science in physical education from The Citadel in 1992 and received his Master of Arts in sport management in 1994.

He is also no stranger to Starkville, as he resided on campus as a newborn during his father's time as a student at State. His father, Thomas, was a 1973 Mississippi State graduate with a degree in electrical engineering.

## THE LEMONIS FILE

### Personal

<b>Hometown:</b>	Myrtle Beach, South Carolina
<b>Wife:</b>	Jill
<b>Children:</b>	Marissa & Mackenzie
<b>College:</b>	The Citadel, 1992

### Coaching Career

<b>2019-Present:</b>	Mississippi State Head Coach
<b>2015-18:</b>	Indiana Head Coach
<b>2007-14:</b>	Louisville Assistant Coach
<b>2003-06:</b>	The Citadel Associate Head Coach
<b>1995-2002:</b>	The Citadel Assistant Coach

### Lemonis Year-by-Year

#### As a Head Coach

Yr.	School	Record	Postseason
2015	Indiana	35-24	NCAA Regional
2016	Indiana	32-24	--
2017	Indiana	34-24-2	NCAA Regional
2018	Indiana	40-19	NCAA Regional
2019	Mississippi State	52-15	College World Series
2020	Mississippi State	12-4	--
2021	Mississippi State	50-18	National Champions
2022	Mississippi State	26-30	--
2023	Mississippi State	27-26	--
2024	Mississippi State	5-4	--
<b>Totals</b>	<b>10th season</b>	<b>313-188-2</b>	

2021 National Champions

Five NCAA Regionals

Two NCAA Super Regionals

Two NCAA College World Series

\*\* No postseason due to COVID-19

#### As an Assistant Coach

1995	The Citadel	39-21	NCAA Regional
1996	The Citadel	33-26	--
1997	The Citadel	37-21	--
1998	The Citadel	37-24	NCAA Regional
1999	The Citadel	41-20	NCAA Regional
2000	The Citadel	39-20	--
2001	The Citadel	38-24	NCAA Regional
2002	The Citadel	31-26	--
2003	The Citadel	32-25	--
2004	The Citadel	39-28	NCAA Regional
2005	The Citadel	25-34	--
2006	The Citadel	34-27	--
2007	Louisville	47-24	College World Series
2008	Louisville	41-21	NCAA Regional
2009	Louisville	47-18	NCAA Super Regional
2010	Louisville	50-14	NCAA Regional
2011	Louisville	32-29	--
2012	Louisville	41-22	NCAA Regional
2013	Louisville	51-14	College World Series
2014	Louisville	50-17	College World Series
<b>Totals</b>	<b>20 Seasons</b>	<b>784-455</b>	

12 NCAA Regionals

Four NCAA Super Regionals

Three College World Series





## DUDY NOBLE FIELD

### BIOGRAPHY

The largest on-campus facility in college baseball, Dudy Noble Field will see the 58th season of Mississippi State baseball at its current site in 2024. With over 1,700 games played at the venue, the Diamond Dawgs have a .725 winning percentage at the facility, which received a \$68-million upgrade prior to the 2019 season.

The field is named in honor of longtime MSU baseball coach, athletics director and ABCA Hall of Famer Clarke Randolph "Dudy" Noble. On April 27, 1998 the facility was renamed Dudy Noble Field, Polk-DeMent Stadium, honoring another ABCA Hall of Famer, former Bulldog skipper Ron Polk, and the late Gordon DeMent, a successful businessman and longtime fan of the Diamond Dawgs from Indianola, Mississippi.

### The Origin

From 1929 until 1964, Mississippi State hosted its baseball games at the original on-campus venue, Hardy Field, which was located several hundred yards to the south of the Bulldogs' home football venue, Davis Wade Stadium at Scott Field. The baseball field was closed following the 1964 season to make way for the construction of Dorman Hall and for the next two seasons the Diamond Dawgs played their home games at Redbird Park in Columbus, Mississippi, capturing SEC titles both seasons at their temporary home.

The tin-roofed grandstand and 2,000-seat bleachers from the original Dudy Noble Field were transported to the stadium's present site, which became playable for the 1967 season. Since that time, facility enhancements have followed at a steady pace to make the "Carnegie Hall of College Baseball" one of the finest all-around facilities on the road to Omaha. Among with numerous upgrades, the current site has seen two complete demolitions and reconstructions, the latest occurring during a three-year span from 2017-2019 and opening prior to the start of the 2019 campaign.

### Leading the Attendance Boom

With a laundry list of legendary names on its all-time roster, it comes as no surprise that Mississippi State ranks among the nation's attendance leader's year in and year out. The Dudy Noble Field faithful have sold out the reserved seating allotment every season since 1987.

Along with routinely hosting some of the largest crowds in the SEC, 11 of the last 13 three-day Super Bulldog Weekend series have drawn more than 25,000 fans.

MSU eclipsed the 200,000 mark in paid attendance at Dudy Noble Field for six-straight seasons between 2012-17, marking the first such occurrence in the program's history. Over the past two seasons, MSU has eclipsed the 300,000 mark in paid attendance, which had never been done before in back-to-back seasons. In 2013, the Diamond Dawgs' five-millionth fan walked through the turnstiles at Dudy Noble Field. Since home attendance figures were charted starting in 1976, the "Carnegie Hall of College Baseball" has seen 7,616,815 fans rush through the gates.

In 23 of the last 24 seasons, Mississippi State has averaged 6,000 fans per game, including a record average of 11,094 during the 2023 campaign, the second-best mark in the nation. Overall, State has eclipsed the 200,000-fan mark 15 times since 2002, with a school-record 373,784 viewing the 2019 home schedule.

Of the top 25 all-time college baseball on-campus attendances, Dudy Noble Field finds itself on the list 23 times, most notably owning the all-time on-campus attendance record of 16,423 on April 15, 2023. The Bulldogs own 14 of the top 15 marks and 19 of the top 20 marks, in NCAA on-campus history and are the only NCAA baseball program to boast on-campus attendances of 14,000 or more. The five largest NCAA Super Regional crowds have all assembled in Starkville, Mississippi, as well.

From April 14-16, 2023, the Bulldog faithful flooded the gates at Dudy Noble Field to the tune of 43,986 fans for a three-game series versus Ole Miss. The nearly 44,000 fans on the weekend set an NCAA on-campus attendance record for a three-game series.

Dudy Noble Field has ushered in crowds of 10,000 or better 108 times, including 2007 NCAA Super Regional-record draws of 13,715 and 12,620 for nationally-televised, late-morning games against Clemson. In 2019, the first season of the "New Dude," the Diamond Dawgs garnered crowds of 10,000-plus a school-record 10 times.

Mississippi State has hosted 26 postseason events at the facility, including three NCAA District III Tournaments (1973-75), five SEC tournaments (1979, 81, 83, 88 & 95), 16 NCAA Regionals (1979, 84-85, 87-89, 90, 92, 97, 2000, 03, 13, 16, 19 & 21) and four NCAA Super Regionals (2007, 16, 19 & 21).

### The Left Field Lounge™

The aura of Mississippi State baseball at Dudy Noble Field is certainly not confined to the loyal legions in the impressive grandstand, pro-style luxury sky suites or luxurious Left Field Loufts.

In fact, some of the more highly-prized seats at Bulldog baseball games are found beyond the outfield fence in the Left Field Lounge™. Waiting lists greet those seeking to purchase one of the 96 outfield lounges in the iconic two-level outfield tailgate.

Once a colorful assortment of pickup trucks, motor homes, and trailers — most equipped with barbecue grills — lined the outfield fence, completing a circle of humanity at Dudy Noble Field. Now, the permanent lounge spaces are connected to the concourse, allowing everyone to stroll through and experience the iconic lounge culture.

What began in the late 1960s as a popular gathering spot for baseball-loving MSU supporters now forms college baseball's largest tailgate party.

### The "New Dude"

The second demolition at the current site occurred following the 2017 season and the \$68 million facility opened its gates for the 2019 campaign. Architect Wier Boerner Allin, along with consultants Populous and famed stadium architect/State alum Janet Marie Smith designed the project, while construction manager ICM and general contractor JESCO Construction, Inc. oversaw the construction.

Covering 12 acres of land on the Mississippi State University campus, the 230,000 square foot facility carries on Dudy Noble Field's legacy as the "Carnegie Hall of College Baseball." Installation of the second largest scoreboard in college baseball, measuring 43 feet wide by 60 feet high, started the project in 2017. The board, which was the largest in college baseball upon installation, is larger than boards owned by three Major League Baseball teams. The addition of 96 permanent Left Field Lounge rigs encircling the outfield followed during the fall of 2018.

The concourse and lower-level grandstands were in place for the 2018 season, with the Diamond Suites, upper-deck reserved seating area and three unique club areas — Farm Bureau Triple Crown Club, Charlie and Dana Stephenson Omaha Club and The Rooftop Club — were completed prior to the 2019 campaign. The newest version of Dudy Noble Field also features increased restroom facilities and concession points of sale.

The player spaces also received an upgrade, expanding to cover 18,000 square feet underneath the facility. The fully-equipped Bruce and Julie Martin Locker Room includes an embedded equipment room, houses 40 wooden lockers and features an oversized, dimensional halo-lit '85 Script Mississippi State sign suspended overhead in the middle of the room.

The more spacious locker room includes an attached training room with whirlpool and fully-functional fueling station. The Mitch Moreland Hitting Tunnel, which is equipped with HitTrax, and Turner & Gloria Wingo Team Lounge are easily accessed from the home dugout, with the eye-popping player entrance and Hassell H. Franklin Omaha Room greeting players as they enter the facility. The Pat McMahon Pitching Lab is also housed under the stadium, featuring arm care and conditioning equipment, one oversized turfed mound with three pitching rubbers and state of the art video equipment.

### TOP-25 CROWDS

Rank	Attendance	Opponent	Date
1.	16,423	* Ole Miss	April 15, 2023
2.	15,586	Ole Miss	April 12, 2014
3.	15,078	Texas A&M	April 16, 2016
4.	14,991	Florida	April 22, 1989
5.	14,739	Ole Miss	April 14, 2023
6.	14,562	Auburn	April 20, 2013
7.	14,385	# Notre Dame	June 12, 2021
8.	14,378	LSU	April 16, 1988
9.	14,320	Arizona State	Feb. 25, 2023
10.	14,228	LSU	April 9, 2022
11.	14,077	Alabama	March 26, 2022
12.	13,971	# Notre Dame	June 13, 2021
13.	13,761	Arkansas	April 25, 1992
14.	13,715	^ Clemson	June 9, 2007
15.	13,691	Kentucky	April 8, 2017
16.	13,617	Georgia	April 8, 2006
17.	13,452	^ Arizona	June 11, 2016
18.	13,351	Long Beach State	Feb. 19, 2022
19.	13,338	Ole Miss	April 17, 2021
20.	13,224	Ole Miss	April 11, 2014
21.	13,132	^ Stanford	June 8, 2019
22.	13,123	Ole Miss	April 15, 2000
23.	13,004	Florida	April 18, 2015
24.	12,927	Vanderbilt	March 25, 2023
25.	12,913	^ Arizona	June 10, 2016

\* - NCAA on-campus attendance record

^ - NCAA Regional

# - NCAA Super Regional

**NOTE:** Mississippi State owns 103 crowds of 10,000-plus in the history of the program. The top 10 crowds in Dudy Noble Field history are also the top 10 on-campus crowds in NCAA history.



## 2024 SEASON STATISTICS

Record: 5-4 Home: 5-4 Away: 0-0 SEC: 0-0

Player	avg	gp-gs	ab	r	h	2b	3b	hr	rbi	tb	slg%	bb	hp	so	gdp	ob%	sf	sh	sb-att	po	a	e	fld%
8 Larry, Amani	.405	9-9	37	14	15	4	0	1	3	22	.595	6	2	3	1	.500	1	0	2-3	16	12	1	.966
44 Hines, Hunter	.378	9-9	37	9	14	2	0	0	10	16	.432	6	0	8	0	.465	0	0	0-0	52	3	1	.982
42 Jordan, Dakota	.353	9-9	34	12	12	4	0	3	10	25	.735	9	1	12	0	.500	0	0	0-0	15	2	0	1.000
38 Chance, Bryce	.242	9-9	33	6	8	2	0	1	10	13	.394	6	0	1	0	.359	0	0	1-2	14	0	0	1.000
7 Hujsak, Connor	.240	9-8	25	5	6	1	1	0	7	9	.360	3	5	7	1	.424	0	1	2-2	15	1	1	.941
10 Cupp, Dylan	.207	9-9	29	6	6	1	0	0	3	7	.241	6	0	7	0	.343	0	3	2-2	9	18	0	1.000
-----																							
3 Mershon, David	.438	4-4	16	4	7	1	1	0	9	10	.625	2	0	1	0	.474	1	1	1-1	0	0	0	.000
55 Powell, Joe	.357	5-4	14	4	5	1	0	0	3	6	.429	0	0	2	0	.357	0	0	0-0	44	4	0	1.000
40 Kohler, Logan	.333	6-5	18	3	6	0	0	0	3	6	.333	2	1	4	0	.429	0	0	1-1	0	5	0	1.000
46 McKenzie, Jackson	.250	3-1	4	1	1	0	0	0	0	1	.250	1	0	1	0	.400	0	0	0-0	0	0	0	.000
18 Long, Johnny	.214	6-5	14	2	3	0	0	0	3	3	.214	3	3	2	0	.450	0	2	0-0	64	1	0	1.000
13 Chester, Nate	.167	5-4	12	3	2	0	0	0	1	2	.167	7	0	2	1	.474	0	0	0-0	3	4	1	.875
5 Downs, Aaron	.143	3-2	7	0	1	1	0	0	0	2	.286	1	0	4	0	.250	0	0	0-0	1	0	0	1.000
22 Highfill, Ross	.100	4-3	10	1	1	0	0	0	2	1	.100	1	1	4	0	.214	2	0	0-0	0	0	0	.000
36 Stevens, Nolan	.000	2-0	2	0	0	0	0	0	0	0	.000	0	0	0	0	.000	0	0	0-0	0	1	0	1.000
41 Pulliam, Ethan	.000	2-0	1	0	0	0	0	0	0	0	.000	0	0	0	0	.000	0	0	0-0	0	0	0	.000
43 Spalitta, Steven	.000	1-0	1	0	0	0	0	0	0	0	.000	0	0	1	0	.000	0	0	0-0	0	0	0	.000
32 O'Brien, Michael	.000	3-0	0	0	0	0	0	0	0	0	.000	0	0	0	0	.000	0	0	0-0	0	0	0	.000
Totals	.296	9	294	70	87	17	2	5	64	123	.418	53	13	59	3	.420	4	7	9-11	237	62	6	.980
Opponents	.255	9	298	45	76	12	0	10	44	118	.396	27	10	107	2	.335	2	5	7-10	222	108	15	.957

LOB - Team (80), Opp (60). DPs turned - Team (4), Opp (6). CI - Team (0), Opp (1). IBB - Team (0), Opp (1).

### (All games Sorted by Earned run avg)

Player	era	w-l	app	gs	cg	sho	sv	ip	h	r	er	bb	so	2b	3b	hr	b/avg	wp	hp	bk	sfa	sha
-----																						
48 Auger, Brooks	0.00	0-0	4	0	0	0/0	0	5.1	3	0	0	2	7	0	0	0	.167	1	0	0	0	0
15 Dotson, Luke	0.00	0-0	2	0	0	0/0	0	3.1	0	0	0	1	6	0	0	0	.000	1	0	0	0	0
6 Forsythe, Logan	0.00	0-0	1	0	0	0/0	0	1.0	0	0	0	0	3	0	0	0	.000	0	0	0	0	0
16 Cheatham, Cole	0.00	0-0	3	0	0	0/0	0	0.2	1	0	0	0	1	0	0	0	.333	0	0	0	0	0
25 Dohm, Nate	0.84	1-0	2	2	0	0/0	0	10.2	10	2	1	3	14	2	0	0	.244	1	0	0	0	0
50 Cijntje, Jurrangelo	2.00	1-0	2	2	0	0/0	0	9.0	3	2	2	4	15	0	0	0	.103	0	3	0	0	0
27 Black, Gavin	2.45	0-0	3	0	0	0/0	0	3.2	3	1	1	1	8	0	0	1	.214	0	0	0	0	0
45 Davis, Tyler	2.45	1-0	4	0	0	0/0	0	3.2	6	1	1	1	6	2	0	0	.353	0	0	0	0	0
36 Stevens, Nolan	3.60	1-0	2	0	0	0/0	0	5.0	5	2	2	0	7	0	0	1	.263	1	1	0	0	0
30 Loftin, Bradley	4.50	0-0	1	0	0	0/0	0	2.0	2	1	1	0	2	1	0	1	.250	1	1	0	0	0
2 Schuelke, Cam	6.14	0-1	4	0	0	0/0	1	7.1	9	5	5	3	8	2	0	0	.321	0	0	0	1	1
12 Siary, Evan	6.75	0-1	2	1	0	0/0	0	4.0	6	3	3	0	5	2	0	1	.333	0	0	0	0	0
14 Stephen, Khal	7.71	0-1	2	2	0	0/0	0	9.1	9	8	8	1	14	1	0	1	.257	0	2	0	0	0
31 Ligon, Karson	9.00	0-0	3	0	0	0/0	0	4.0	6	5	4	2	5	0	0	3	.333	0	2	0	0	0
26 Hardin, Tyson	10.12	1-0	3	1	0	0/0	0	5.1	9	7	6	3	1	2	0	0	.450	1	0	0	1	3
21 Holcombe, Colby	15.43	0-1	3	1	0	0/0	0	4.2	4	8	8	6	5	0	0	2	.235	0	1	0	0	1
Totals	4.78	5-4	9	9	0	0/0	1	79.0	76	45	42	27	107	12	0	10	.255	6	10	0	2	5
Opponents	7.42	4-5	9	9	0	0/0	2	74.0	87	70	61	53	59	17	2	5	.296	6	13	0	4	7

Pickoffs - Team (3), Stephen 1, Dohm 1, Long 1. SBA/ATT - Long (5-5), Cijntje (4-4), Powell (2-4), Auger (1-2), Dotson (1-1), Hardin (1-1), Dohm (0-1), Stephen (0-1).



## 2024 GAME-BY-GAME (HITTING)

Date	Opponent	ab	r	h	rbi	2b	3b	hr	tb	bb	ibb	sb	cs	hbp	sac	sf	gdp	k	po	a	e	lob	avg
Feb 16	AIR FORCE	34	8	9	7	2	1	2	19	6	0	2	0	0	0	0	0	10	27	10	2	8	.265
Feb 17	AIR FORCE	32	2	9	1	3	0	0	12	4	0	0	2	0	1	1	0	5	27	7	0	9	.273
Feb 18	AIR FORCE	35	10	12	8	3	0	1	18	3	0	0	0	1	1	0	1	5	27	9	1	6	.297
Feb 20	AUSTIN PEAY	30	2	4	2	0	0	0	4	5	0	1	0	2	0	1	0	10	27	7	1	9	.260
Feb 21	AUSTIN PEAY	31	10	6	10	1	0	1	10	14	0	1	0	4	1	0	1	7	27	8	0	13	.247
Feb 23	GA. SOUTHERN	30	5	11	4	3	0	0	14	4	0	0	0	2	3	1	1	3	27	5	1	11	.266
Feb 24	GA. SOUTHERN	33	4	7	4	0	0	0	7	3	0	0	0	2	0	0	0	9	27	4	1	7	.258
Feb 25	GA. SOUTHERN	38	10	15	9	2	0	0	17	4	0	3	0	0	1	1	0	6	27	9	0	11	.278
Feb 27	JACKSON STATE	31	19	14	19	3	1	1	22	10	0	2	0	2	0	0	0	4	21	3	0	6	.296
Totals		294	70	87	64	17	2	5	123	53	0	9	2	13	7	4	3	59	237	62	6	80	.296



## 2024 GAME-BY-GAME (PITCHING)

Date	Opponent	ip	h	r	er	bb	so	2b	3b	hr	wp	bk	hbp	dp	ibb	score	w-l	sv	era
Feb 16	AIR FORCE	9.0	10	4	3	2	9	5	0	1	1	0	0	0	1	8-4	1-0	1	3.00
Feb 17	AIR FORCE	9.0	4	3	3	4	13	0	0	1	1	0	2	1	0	2-3	1-1	1	3.00
Feb 18	AIR FORCE	9.0	6	2	1	3	16	0	0	0	1	0	1	1	0	10-2	2-1	1	2.33
Feb 20	AUSTIN PEAY	9.0	8	3	3	0	13	0	0	1	1	0	1	1	0	2-3	2-2	1	2.50
Feb 21	AUSTIN PEAY	9.0	16	13	13	5	9	4	0	3	0	0	0	0	0	10-13	2-3	1	4.60
Feb 23	GA. SOUTHERN	9.0	6	1	1	1	15	0	0	1	0	0	0	1	0	5-1	3-3	1	4.00
Feb 24	GA. SOUTHERN	9.0	12	11	10	4	10	2	0	1	1	0	3	0	0	4-11	3-4	1	4.86
Feb 25	GA. SOUTHERN	9.0	7	2	2	6	11	0	0	0	0	0	2	0	0	10-2	4-4	1	4.50
Feb 27	JACKSON STATE	7.0	7	6	6	2	11	1	0	2	1	0	1	0	0	19-6	5-4	1	4.78
Totals		79.0	76	45	42	27	107	12	0	10	6	0	10	4	1	70-45	5-4	1	4.78

## 2024 GAME-BY-GAME STARTERS (BATTING ORDER)

DATE	OPPONENT	1	2	3	4	5	6	7	8	9	SP
2/16	Air Force	Larry	Jordan	Hines	Chance	Kohler	Hujsak	Downs	Long	Cupp	Dohm
2/17	Air Force	Larry	Jordan	Hines	Chance	Hujsak	Highfill	Chester	Powell	Cupp	Stephen
2/18	Air Force	Larry	Jordan	Hines	Chance	Hujsak	McKenzie	Chester	Long	Cupp	Cijntje
2/20	Austin Peay	Larry	Jordan	Hines	Chance	Hujsak	Highfill	Chester	Powell	Cupp	Siary
2/21	Austin Peay	Larry	Jordan	Hines	Chance	Highfill	Hujsak	Chester	Long	Cupp	Hardin
2/23	Georgia Southern	Larry	Mershon	Jordan	Hines	Chance	Kohler	Hujsak	Long	Cupp	Dohm
2/24	Georgia Southern	Larry	Mershon	Jordan	Hines	Chance	Kohler	Hujsak	Powell	Cupp	Stephen
2/25	Georgia Southern	Larry	Mershon	Jordan	Hines	Chance	Kohler	Downs	Long	Cupp	Cijntje
2/27	Jackson State	Larry	Mershon	Jordan	Hines	Chance	Kohler	Hujsak	Powell	Cupp	Holcombe
2/29	Mount St. Mary's										
3/1	Mount St. Mary's										
3/2	Mount St. Mary's										
3/5	vs. Southern Miss (1)										
3/8	Evansville										
3/9	Evansville										
3/10	Evansville										
3/12	vs. South Alabama (2)										
3/13	vs. New Orleans (2)										
3/15	LSU*										
3/16	LSU*										
3/17	LSU*										
3/19	Memphis										
3/22	at Texas A&M*										
3/23	at Texas A&M*										
3/24	at Texas A&M*										
3/26	at Samford										
3/29	at Florida*										
3/30	at Florida*										
3/31	at Florida*										
4/2	Central Arkansas										
4/5	Georgia*										
4/6	Georgia*										
4/7	Georgia*										
4/9	UAB										
4/12	at Ole Miss*										
4/13	at Ole Miss*										
4/14	at Ole Miss*										
4/16	Alcorn State										
4/19	Auburn*										
4/20	Auburn*										
4/21	Auburn*										
4/23	at Memphis										
4/26	at Vanderbilt*										
4/27	at Vanderbilt*										
4/28	at Vanderbilt*										
4/30	vs. Ole Miss (1)										
5/3	Alabama*										
5/4	Alabama*										
5/5	Alabama*										
5/10	at Arkansas*										
5/11	at Arkansas*										
5/12	at Arkansas*										
5/14	North Alabama										
5/16	Missouri*										
5/17	Missouri*										
5/18	Missouri*										

\* - Southeastern Conference game | (1) - Trustmark Park; Pearl, Miss. | (2) - Shuckers Ballpark; Biloxi, Miss.



## 2024 GAME-BY-GAME STARTERS (POSITION)

DATE	OPPONENT	C	1B	2B	3B	SS	LF	CF	RF	DH	SP
2/16	Air Force	Long	Hines	Larry	Kohler	Cupp	Chance	Hujsak	Jordan	Downs	Dohm
2/17	Air Force	Powell	Hines	Larry	Chester	Cupp	Chance	Hujsak	Jordan	Highfill	Stephen
2/18	Air Force	Long	Hines	Larry	Chester	Cupp	Chance	Hujsak	Jordan	McKenzie	Cijntje
2/20	Austin Peay	Powell	Hines	Larry	Chester	Cupp	Chance	Hujsak	Jordan	Highfill	Siary
2/21	Austin Peay	Long	Hines	Larry	Chester	Cupp	Chance	Hujsak	Jordan	Highfill	Hardin
2/23	Georgia Southern	Long	Hines	Larry	Kohler	Cupp	Chance	Hujsak	Jordan	Mershon	Dohm
2/24	Georgia Southern	Powell	Hines	Larry	Kohler	Cupp	Chance	Hujsak	Jordan	Mershon	Stephen
2/25	Georgia Southern	Long	Hines	Larry	Kohler	Cupp	Chance	Jordan	Downs	Mershon	Cijntje
2/27	Jackson State	Powell	Hines	Larry	Kohler	Cupp	Chance	Hujsak	Jordan	Mershon	Holcombe
2/29	Mount St. Mary's										
3/1	Mount St. Mary's										
3/2	Mount St. Mary's										
3/5	vs. Southern Miss (1)										
3/8	Evansville										
3/9	Evansville										
3/10	Evansville										
3/12	vs. South Alabama (2)										
3/13	vs. New Orleans (2)										
3/15	LSU*										
3/16	LSU*										
3/17	LSU*										
3/19	Memphis										
3/22	at Texas A&M*										
3/23	at Texas A&M*										
3/24	at Texas A&M*										
3/26	at Samford										
3/29	at Florida*										
3/30	at Florida*										
3/31	at Florida*										
4/2	Central Arkansas										
4/5	Georgia*										
4/6	Georgia*										
4/7	Georgia*										
4/9	UAB										
4/12	at Ole Miss*										
4/13	at Ole Miss*										
4/14	at Ole Miss*										
4/16	Alcorn State										
4/19	Auburn*										
4/20	Auburn*										
4/21	Auburn*										
4/23	at Memphis										
4/26	at Vanderbilt*										
4/27	at Vanderbilt*										
4/28	at Vanderbilt*										
4/30	vs. Ole Miss (1)										
5/3	Alabama*										
5/4	Alabama*										
5/5	Alabama*										
5/10	at Arkansas*										
5/11	at Arkansas*										
5/12	at Arkansas*										
5/14	North Alabama										
5/16	Missouri*										
5/17	Missouri*										
5/18	Missouri*										

\* - Southeastern Conference game | (1) - Trustmark Park; Pearl, Miss. | (2) - Shuckers Ballpark; Biloxi, Miss.



## 2024 TV/MEDIA ROSTER



**2 | Cam Schuelke**  
RHP | R/R | Sr./Jr.  
Dorr, Mich.



**3 | David Mershon**  
IF | S/R | So./So.  
Taylors, S.C.



**4 | Mikhail Grant**  
RHP | R/R | Fr./Fr.  
Stockbridge, Ga.



**5 | Aaron Downs**  
IF/OF | R/R | Jr./Jr.  
Pella, Iowa



**6 | Logan Forsythe**  
RHP | R/R | So./So.  
D'Iberville, Miss.



**7 | Connor Hujsak**  
IF/OF | R/R | Sr./Sr.  
Goffstown, N.H.



**8 | Amani Larry**  
IF | R/R | Sr./Sr.  
Bossier City, La.



**9 | Pico Kohn**  
LHP | L/L | Jr./So.  
Verben, Ala.



**10 | Dylan Cupp**  
IF | R/R | Fr./Fr.  
Cedartown, Ga.



**11 | KK Clark**  
RHP | R/R | Fr./Fr.  
Brandon, Miss.



**12 | Evan Siary**  
RHP | R/R | So./So.  
Columbus, Miss.



**13 | Nate Chester**  
IF | R/R | Jr./Jr.  
Kansas City, Mo.



**14 | Khal Stephen**  
RHP | R/R | Jr./Jr.  
Williamsport, Ind.



**15 | Luke Dotson**  
IF/LHP | L/L | Fr./Fr.  
Marietta, Ga.



**16 | Cole Cheatham**  
LHP | L/L | Jr./Jr.  
Ardmore, Ala.



**17 | Stone Simmons**  
RHP | R/R | Gr./Jr.  
Houston, Texas



**18 | Johnny Long**  
C | R/R | Gr./Gr.  
Naples, Fla.



**19 | Max Miller**  
LHP | L/L | So./So.  
Vance, Miss.



**20 | Will Passeau**  
RHP | R/R | Jr./Jr.  
Mobile, Ala.



**21 | Colby Holcombe**  
RHP | R/R | Jr./Jr.  
Florence, Ala.



**22 | Ross Highfill**  
C | R/R | So./So.  
Madison, Miss.



**23 | Jackson Owen**  
C | R/R | Jr./Jr.  
Starkville, Miss.



**24 | Jace Norton**  
IF | R/R | Fr./Fr.  
Auburn, Ala.



**25 | Nate Dohm**  
RHP | R/R | Jr./Jr.  
Zionsville, Ind.



**26 | Tyson Hardin**  
RHP | R/R | Jr./Jr.  
Dover, Fla.



**27 | Gavin Black**  
RHP | L/R | So./So.  
Bogart, Ga.



**28 | Gage Haley**  
RHP | R/R | Fr./Fr.  
Southaven, Miss.



**29 | Nate Williams**  
RHP | R/R | Jr./So.  
Acworth, Ga.



**30 | Bradley Loftin**  
LHP | L/L | So./So.  
Southaven, Miss.



**31 | Karson Ligon**  
RHP | R/R | Jr./Jr.  
Sarasota, Fla.



**32 | Michael O'Brien**  
OF | L/L | Fr./Fr.  
River Ridge, La.



**33 | Rives Reynolds**  
OF | R/R | Fr./Fr.  
Flowood, Miss.



**36 | Nolan Stevens**  
IF/OF/LHP | L/L | Fr./Fr.  
Elk Grove, Calif.



**37 | Brett House**  
IF/OF | R/R | Fr./Fr.  
Hoschton, Ga.



**38 | Bryce Chance**  
OF | R/R | Jr./So.  
Ridgeland, Miss.



**40 | Logan Kohler**  
IF | L/R | Sr./Sr.  
Little Elm, Texas



**41 | Ethan Pulliam**  
IF/OF | R/R | Fr./Fr.  
Starkville, Miss.



**42 | Dakota Jordan**  
OF | R/R | So./So.  
Canton, Miss.



**43 | Steven Spalitta**  
IF/C | L/R | Fr./Fr.  
Mandeville, La.



**44 | Hunter Hines**  
IF/OF | L/R | Jr./Jr.  
Madison, Miss.



**45 | Tyler Davis**  
LHP | L/L | Sr./Sr.  
Newport News, Va.



**46 | Jackson McKenzie**  
INF/OF/LHP | L/L | Fr./Fr.  
Pace, Fla.



**48 | Brooks Auger**  
RHP | R/R | Sr./Jr.  
Farmerville, La.



**50 | Jurrangel Cijntje**  
BHP | S/S | So./So.  
Pembroke Pines, Fla.



**54 | Jud Files**  
RHP | R/R | Fr./Fr.  
Plantersville, Miss.



**55 | Joe Powell**  
C | R/R | Sr./Sr.  
Mason, Ohio



**-- | Will Gibbs**  
RHP | R/R | So./So.  
Flowood, Miss.



## HITTER PROFILES

# 3 DAVID MERSHON

INF | S/R | SO. | 5-8 | 165  
TAYLORS, S.C. / EASTSIDE HS

### QUICK HITS

- Tallied six multi-hit games during the 2023 season
- Has seven members of his family that have played at the collegiate level or higher
- Recorded a career-high four hits against 2023 national champions LSU and again against Ga. Southern on Feb. 25
- Has a least one RBI in each game this season.

### SINGLE GAME CAREER HIGHS

At Bats	5	4x last vs Georgia Southern (2/25/24)
Hits	4	vs. Georgia Southern (2/25/24)
Runs Scored	3	vs. Jackson State (2/27/24)
Runs Batted In	4	2x last vs. Jackson State (2/27/24)
Doubles	1	5x last vs Georgia Southern (2/25/24)
Triples	1	vs. Jackson State (2/27/24)
Home Runs	--	--
Walks	2	4x last vs Jackson State (2/27/24)
Stolen Bases	1	6x last vs Georgia Southern (2/25/24)

### MISCELLANEOUS STATS

	2024	CAREER
2 Hit Game	--	5
3 Hit Game	--	3
4+ Hit Game	1	1
2 RBI Game	2	6
3 RBI Game	--	1
4+ RBI Game	1	2

### MERSHON'S GAME-BY-GAME HITTING STATS

DATE	OPP	POS	AB	R	H	RBI	2B	3B	HR	BB	K	SB	CS	AVG
2/23	Georgia Southern	DH	3	0	1	1	0	0	0	0	0	0	0	.333
2/24	Georgia Southern	DH	5	0	1	2	0	0	0	0	0	0	0	.250
2/25	Georgia Southern	DH	5	1	4	2	1	0	0	0	0	1	0	.462
2/27	Jackson State	DH	3	3	1	4	0	1	0	2	1	0	0	.438
TOTALS			16	4	7	9	1	1	0	2	1	1	0	.438

### CAREER HITTING STATS

YEAR	AVG	GP-GS	AB	R	H	2B	3B	HR	RBI	TB	SLG%	BB	HP	SO	GDP	OB%	SF	SH
2023	.280	30-25	82	16	23	2	0	0	5	25	.305	20	1	17	1	.427	0	4
2024	.438	4-4	16	4	7	1	1	0	9	10	.625	2	0	1	0	.474	1	1
TOTAL	.306	34-29	98	20	30	3	1	0	14	35	.357	22	1	18	1	.434	1	5

# 5 AARON DOWNS

INF/OF | R/R | JR. | 6-0 | 210  
PELLA, IOWA / HERITAGE ACADEMY

### QUICK HITS

- Recorded a season-high of three runs scored against Arkansas State
- Ended the 2023 season on a one game hitting streak
- Picked up two hits against Grambling State (4/4) for a season best

### SINGLE GAME CAREER HIGHS

At Bats	4	3x last vs Air Force (2/16/24)
Hits	2	vs. Grambling (4/4/23)
Runs Scored	3	vs. Arkansas State (3/21/23)
Runs Batted In	2	vs Northern Kentucky (2/27/22)
Doubles	1	2x last vs Air Force (2/16/24)
Triples	--	--
Home Runs	--	--
Walks	2	vs. Arkansas State (3/21/23)
Stolen Bases	--	--

### MISCELLANEOUS STATS

	2024	CAREER
2 Hit Game	--	3
3 Hit Game	--	--
4+ Hit Game	--	--
2 RBI Game	--	1
3 RBI Game	--	--
4+ RBI Game	--	--

### DOWNS' GAME-BY-GAME HITTING STATS

DATE	OPP	POS	AB	R	H	RBI	2B	3B	HR	BB	K	SB	CS	AVG
2/16	Air Force	DH	4	0	1	0	1	0	0	0	3	0	0	.250
2/25	Georgia Southern	RF	3	0	0	0	0	0	0	0	1	0	0	.143
2/27	Jackson State	PH/LF	0	0	0	0	0	0	0	1	0	0	0	.143
TOTALS			7	0	1	0	1	0	0	1	4	0	0	.143

### CAREER HITTING STATS

YEAR	AVG	GP-GS	AB	R	H	2B	3B	HR	RBI	TB	SLG%	BB	HP	SO	GDP	OB%	SF	SH
2022	.206	18-7	34	5	7	3	0	0	2	10	.294	4	1	15	0	.308	0	1
2023	.261	19-2	23	4	6	0	0	0	1	6	.261	5	0	9	1	.393	0	0
2024	.143	3-2	7	0	1	1	0	0	0	2	.286	1	0	4	0	.250	0	0
TOTAL	.219	40-11	64	9	14	4	0	0	3	18	.281	10	1	28	1	.333	0	1



## HITTER PROFILES

# 7 CONNOR HUJSAK

INF/OF | R/R | SR. | 6-2 | 200  
GOFFSTOWN, N.H. / GOFFSTOWN HS / VCU

### QUICK HITS

- Hit his first two homeruns as a Bulldog against Lipscomb (3/11) and Vanderbilt (3/26)
- Collected three doubles and nine RBIs
- Batted in three RBIs vs. Air Force

### SINGLE GAME CAREER HIGHS

At Bats	6	vs. UMass (5/14/22)*
Hits	4	vs. Old Dominion (5/10/22)*
Runs Scored	3	vs. James Madison (5/21/21)*
Runs Batted In	4	vs. Georgia (6/3/22)*
Doubles	2	vs. Old Dominion (5/10/22)*
Triples	1	2x last vs. Air Force (2/16/24)
Home Runs	2	vs. North Carolina (6/4/22)*
Walks	2	vs. Richmond (4/17/22)*
Stolen Bases	4	vs. George Washington (5/7/22)*

\*Career-highs from VCU

### MISCELLANEOUS STATS

	2024	CAREER
2 Hit Game	1	17
3 Hit Game	--	8
4+ Hit Game	--	2
2 RBI Game	1	23
3 RBI Game	1	8
4+ RBI Game	--	2

### HUJSAK'S GAME-BY-GAME HITTING STATS

DATE	OPP	POS	AB	R	H	RBI	2B	3B	HR	BB	K	SB	CS	AVG
2/16	Air Force	CF	4	0	1	1	0	1	0	0	0	0	0	.250
2/17	Air Force	CF	2	0	0	0	0	0	0	1	0	0	0	.167
2/18	Air Force	CF	4	0	1	2	0	0	0	0	1	0	0	.200
2/20	Austin Peay	CF	3	0	0	0	0	0	0	0	2	0	0	.154
2/21	Austin Peay	CF	2	1	0	1	0	0	0	1	1	1	0	.133
2/23	Georgia Southern	CF	4	1	1	0	1	0	0	0	1	0	0	.158
2/24	Georgia Southern	CF	3	0	1	0	0	0	0	0	2	0	0	.182
2/25	Georgia Southern	CF	2	1	2	3	0	0	0	0	0	1	0	.250
2/27	Jackson State	CF	1	2	0	0	0	0	0	1	0	0	0	.240
TOTALS			25	5	6	7	1	1	0	3	7	2	0	.240

### CAREER HITTING STATS

YEAR	AVG	GP-GS	AB	R	H	2B	3B	HR	RBI	TB	SLG%	BB	HP	SO	GDP	OB%	SF	SH
2021*	.239	49-48	176	42	42	12	3	7	35	81	.460	25	5	55	1	.346	2	4
2022*	.289	62-61	253	39	73	20	2	12	55	133	.526	25	5	51	1	.363	1	1
2023	.238	25-6	42	6	10	3	0	2	9	19	.452	2	1	10	1	.277	2	0
2024	.240	9-8	25	5	6	1	1	0	7	9	.360	3	5	7	1	.424	0	1
TOTAL	.252	145-123	496	92	131	36	6	21	106	242	.450	55	16	123	4	.353	5	6

\*Statistics from VCU

# 8 AMANI LARRY

INF | R/R | SR. | 5-11 | 190  
BOSSIER CITY, LA. / PARKAWAY HS / NEW ORLEANS

### QUICK HITS

- Ranks fourth in the SEC in stolen bases per game (0.36)
- Ranks fifth in the SEC in stolen bases (19)
- Leads the team with 16 doubles during the 2023 season
- Collected 14 multi-hit games and six multi RBI games
- Hit first home run of the season vs. Austin Peay (2/21)
- Hit a double in every game of the Air Force series

### SINGLE GAME CAREER HIGHS

At Bats	7	vs. Oklahoma (3/18/22)*
Hits	4	vs. VMI (2/17/23)
Runs Scored	4	2x last vs. Jackson State (2/27/24)
Runs Batted In	6	vs. Oklahoma (3/18/22)*
Doubles	2	2x last at Auburn (4/23/23)
Triples	1	vs. UIW (5/7/22)*
Home Runs	2	vs Texas A&M (5/18/23)
Walks	3	vs. HBU (4/3/22)*
Stolen Bases	3	vs. Nicholls (3/14/23)

\*Career-highs from New Orleans

### MISCELLANEOUS STATS

	2024	CAREER
2 Hit Game	4	32
3 Hit Game	1	12
4+ Hit Game	--	1
2 RBI Game	--	11
3 RBI Game	--	6
4+ RBI Game	--	4

### LARRY'S GAME-BY-GAME HITTING STATS

DATE	OPP	POS	AB	R	H	RBI	2B	3B	HR	BB	K	SB	CS	AVG
2/16	Air Force	2B	5	2	1	0	1	0	0	0	0	0	0	.200
2/17	Air Force	2B	5	0	3	0	1	0	0	0	0	0	1	.400
2/18	Air Force	2B	5	1	1	0	1	0	0	0	0	0	0	.333
2/20	Austin Peay	2B	3	0	1	0	0	0	0	1	0	1	0	.333
2/21	Austin Peay	2B	5	3	2	1	0	0	1	1	1	0	0	.348
2/23	Georgia Southern	2B	4	1	2	0	1	0	0	1	0	0	0	.370
2/24	Georgia Southern	2B	4	1	1	1	0	0	0	0	2	0	0	.355
2/25	Georgia Southern	2B	3	2	2	1	0	0	0	1	0	1	0	.382
2/27	Jackson State	2B	3	4	2	0	0	0	0	2	0	0	0	.405
TOTALS			37	14	15	3	4	0	1	6	3	2	1	.405

### CAREER HITTING STATS

YEAR	AVG	GP-GS	AB	R	H	2B	3B	HR	RBI	TB	SLG%	BB	HP	SO	GDP	OB%	SF	SH
2022*	.370	53-53	211	67	78	13	2	9	56	122	.578	32	12	29	2	.477	1	2
2023	.297	53-52	172	59	51	16	0	7	30	88	.512	34	17	26	5	.451	3	4
2024	.405	9-9	37	14	15	4	0	1	3	22	.595	6	2	3	1	.500	1	0
TOTAL	.357	115-114	420	140	144	33	2	17	89	232	.562	72	31	58	8	.476	5	6

\*Statistics from New Orleans



## HITTER PROFILES

# 10 DYLAN CUPP

INF | R/R | FR. | 6-0 | 180  
Gedartown, Ga. / Cedartown HS

### QUICK HITS

- Made Diamond Dawg debut vs. Air Force (2/16)
- Drew three walks in first collegiate game
- Struck out just twice in nine plate appearances vs. Air Force (2/16-18)

### SINGLE GAME CAREER HIGHS

At Bats	4	6X last vs. Jackson State (2/27/24)
Hits	2	vs. Jackson State (2/27/24)
Runs Scored	2	2x last vs. Jackson State (2/27/24)
Runs Batted In	2	vs. Georgia Southern (2/23/24)
Doubles	1	vs. Jackson State (2/27/24)
Triples	--	--
Home Runs	--	--
Walks	3	vs. Air Force (2/16/24)
Stolen Bases	1	2x last vs. Jackson State (2/27/24)

### MISCELLANEOUS STATS

	2024	CAREER
2 Hit Game	1	1
3 Hit Game	--	--
4+ Hit Game	--	--
2 RBI Game	1	1
3 RBI Game	--	--
4+ RBI Game	--	--

### CUPP'S GAME-BY-GAME HITTING STATS

DATE	OPP	POS	AB	R	H	RBI	2B	3B	HR	BB	K	SB	CS	AVG
2/16	Air Force	SS	1	1	0	0	0	0	0	3	0	1	0	.000
2/17	Air Force	SS	4	0	0	0	0	0	0	0	1	0	0	.000
2/18	Air Force	SS	4	0	0	0	0	0	0	0	1	0	0	.000
2/20	Austin Peay	SS	4	0	1	0	0	0	0	0	2	0	0	.077
2/21	Austin Peay	SS	4	2	1	1	0	0	0	1	1	0	0	.118
2/23	Georgia Southern	SS	2	0	1	2	0	0	0	0	0	0	0	.158
2/24	Georgia Southern	SS	2	1	1	0	0	0	0	2	0	0	0	.190
2/25	Georgia Southern	SS	4	0	0	0	0	0	0	0	1	0	0	.160
2/27	Jackson State	SS	4	2	2	0	1	0	0	0	1	1	0	.207
TOTALS			29	6	6	3	1	0	0	6	7	2	0	.207

### CAREER HITTING STATS

YEAR	AVG	GP-GS	AB	R	H	2B	3B	HR	RBI	TB	SLG%	BB	HP	SO	GDP	OB%	SF	SH
2024	.207	9-9	29	6	6	1	0	0	3	7	.241	6	0	7	0	.343	0	3
TOTAL	.207	9-9	29	6	6	1	0	0	3	7	.241	6	0	7	0	.343	0	3

# 13 NATE CHESTER

INF | R/R | JR. | 6-2 | 190  
Kansas City, Mo. / Liberty North HS / John A. Logan CC

### QUICK HITS

- Enters the 2024 season on a single game hit streak and on base streak
- Recorded first hit as a Bulldog on Feb. 24 against Arizona State
- Collected first RBI on March 7 against Valparaiso

### SINGLE GAME CAREER HIGHS

At Bats	4	2x last vs. Austin Peay (2/21/24)
Hits	1	5x last vs. Air Force (2/18/24)
Runs Scored	1	4x last vs. Air Force (2/18/24)
Runs Batted In	1	2x last vs. Austin Peay (2/21/24)
Doubles	--	--
Triples	--	--
Home Runs	--	--
Walks	3	vs. Austin Peay (2/21/24)
Stolen Bases	--	--

### MISCELLANEOUS STATS

	2024	CAREER
2 Hit Game	--	--
3 Hit Game	--	--
4+ Hit Game	--	--
2 RBI Game	--	--
3 RBI Game	--	--
4+ RBI Game	--	--

### CHESTER'S GAME-BY-GAME HITTING STATS

DATE	OPP	POS	AB	R	H	RBI	2B	3B	HR	BB	K	SB	CS	AVG
2/16	Air Force	3B	1	1	0	0	0	0	0	1	0	0	0	.000
2/17	Air Force	3B	3	0	1	0	0	0	0	1	0	0	0	.250
2/18	Air Force	3B	2	1	1	0	0	0	0	2	0	0	0	.333
2/20	Austin Peay	3B	4	0	0	0	0	0	0	0	2	0	0	.200
2/21	Austin Peay	3B	2	1	0	1	0	0	0	3	0	0	0	.167
TOTALS			12	3	2	1	0	0	0	7	2	0	0	.167

### CAREER HITTING STATS

YEAR	AVG	GP-GS	AB	R	H	2B	3B	HR	RBI	TB	SLG%	BB	HP	SO	GDP	OB%	SF	SH
2023	.211	15-4	19	2	4	1	0	0	2	5	.263	2	2	4	0	.348	0	0
2024	.167	5-4	12	3	2	0	0	0	1	2	.167	7	0	2	1	.474	0	0
TOTAL	.194	20-8	31	5	6	1	0	0	3	7	.226	9	2	6	1	.405	0	0



## HITTER PROFILES

# 18 JOHNNY LONG

C | R/R | GR. | 5-11 | 190  
NAPLES, FLA. / BARRON COLLIER HS / PITTSBURGH

### QUICK HITS

- 2021 ASUN All-Freshman Team (Florida Gulf Coast)
- Collected two RBIs vs. Air Force (2/18) with a single in the fifth inning

### SINGLE GAME CAREER HIGHS

At Bats	5	3x last at Lipscomb (2/26/22)*
Hits	3	5x last vs California (4/29/23)*
Runs Scored	2	7x last vs North Carolina (3/17/23)*
Runs Batted In	3	2x last at Lipscomb (2/26/22)*
Doubles	1	8x last at Lipscomb (2/26/22)*
Triples	--	--
Home Runs	1	3x last vs Virginia Tech (3/26/23)*
Walks	2	3x last vs Wake Forest (4/22/23)*
Stolen Bases	1	7x last at Duke (4/1/23)*

\*Statistics from FGCU & Pittsburgh

### MISCELLANEOUS STATS

	2024	CAREER
2 Hit Game	--	15*
3 Hit Game	--	5*
4+ Hit Game	--	--
2 RBI Game	1	11
3 RBI Game	--	2*
4+ RBI Game	--	--

\*Statistics from FGCU & Pittsburgh

### LONG'S GAME-BY-GAME HITTING STATS

DATE	OPP	POS	AB	R	H	RBI	2B	3B	HR	BB	K	SB	CS	AVG
2/16	Air Force	C	3	0	0	0	0	0	0	0	2	0	0	.000
2/18	Air Force	C	2	0	1	2	0	0	0	0	0	0	0	.200
2/20	Austin Peay	C	0	0	0	0	0	0	0	1	0	0	0	.200
2/21	Austin Peay	C	3	0	0	1	0	0	0	1	0	0	0	.125
2/23	Georgia Southern	C	2	1	1	0	0	0	0	0	0	0	0	.200
2/25	Georgia Southern	C	4	1	1	0	0	0	0	1	0	0	0	.214
TOTALS			14	2	3	3	0	0	0	3	2	0	0	.214

### CAREER HITTING STATS

YEAR	AVG	GP-GS	AB	R	H	2B	3B	HR	RBI	TB	SLG%	BB	HP	SO	GDP	OB%	SF	SH
2020*	.250	7-5	20	2	5	1	0	0	3	6	.300	1	0	3	1	.286	0	0
2021*	.289	42-39	128	24	37	6	0	1	18	46	.359	18	6	16	1	.399	1	2
2022^	.125	14-6	24	3	3	1	0	0	5	4	.167	5	1	6	1	.300	0	0
2023^	.250	31-28	92	14	23	0	0	2	12	29	.315	8	5	22	1	.343	0	1
2024	.214	6-5	14	2	3	0	0	0	3	3	.214	3	3	2	0	.450	0	2
TOTAL	.226	100-83	278	45	71	8	0	3	41	88	.271	35	15	49	4	.356	1	5

\*Statistics Florida Gulf Coast

^Statistics from Pittsburgh

# 22 ROSS HIGHFILL

C | R/R | SO. | 6-0 | 200  
MADISON, MISS. / MADISON CENTRAL HS

### QUICK HITS

- Collected seven multiple RBI games in 2023
- Enters the 2024 season with a two game hitting streak
- Hit three home runs against Lipscomb in 2023, the first Dawg to do this since 2017
- In the 2023 series at Alabama, Highfill batted .545 collecting five RBIs, three home runs and a walk

### SINGLE GAME CAREER HIGHS

At Bats	5	5x last at Alabama (4/6/23)
Hits	3	3x last at Alabama (4/6/23)
Runs Scored	3	2x last at Auburn (4/23/23)
Runs Batted In	4	2x last at Alabama (4/6/23)
Doubles	2	vs. ULM (2/22/23)
Triples	--	--
Home Runs	3	vs. Lipscomb (3/11/23)
Walks	3	at Auburn (4/23/23)
Stolen Bases	1	2x last at Auburn (4/23/23)

### MISCELLANEOUS STATS

	2024	CAREER
2 Hit Game	--	3
3 Hit Game	--	3
4+ Hit Game	--	--
2 RBI Game	--	5
3 RBI Game	--	--
4+ RBI Game	--	2

### HIGHFILL'S GAME-BY-GAME HITTING STATS

DATE	OPP	POS	AB	R	H	RBI	2B	3B	HR	BB	K	SB	CS	AVG
2/16	Air Force	PH	1	0	0	0	0	0	0	0	0	0	0	.000
2/17	Air Force	DH	3	0	1	1	0	0	0	0	0	0	0	.250
2/20	Austin Peay	DH	3	0	0	1	0	0	0	0	2	0	0	.143
2/21	Austin Peay	DH	3	1	0	0	0	0	0	1	2	0	0	.100
TOTALS			10	1	1	2	0	0	0	1	4	0	0	.100

### CAREER HITTING STATS

YEAR	AVG	GP-GS	AB	R	H	2B	3B	HR	RBI	TB	SLG%	BB	HP	SO	GDP	OB%	SF	SH
2023	.231	39-36	121	25	28	8	0	9	28	63	.521	12	3	38	5	.312	2	4
2024	.100	4-3	10	1	1	0	0	0	2	1	.100	1	1	4	0	.214	2	0
TOTAL	.221	43-39	131	26	29	8	0	9	30	64	.489	13	4	42	5	.303	4	4





HITTER PROFILES

23 JACKSON OWEN

C | R/R | JR. | 5-10 | 200  
STARKVILLE, MISS. / STARKVILLE HS / NORTHEAST MISSISSIPPI CC

QUICK HITS  
-NJCAA Gold Glove winning catcher in 2023

SINGLE GAME CAREER HIGHS

At Bats	--	--
Hits	--	--
Runs Scored	--	--
Runs Batted In	--	--
Doubles	--	--
Triples	--	--
Home Runs	--	--
Walks	--	--
Stolen Bases	--	--

MISCELLANEOUS STATS

	2024	CAREER
2 Hit Game	--	--
3 Hit Game	--	--
4+ Hit Game	--	--
2 RBI Game	--	--
3 RBI Game	--	--
4+ RBI Game	--	--

OWEN'S GAME-BY-GAME HITTING STATS

DATE	OPP	POS	AB	R	H	RBI	2B	3B	HR	BB	K	SB	CS	AVG
TOTALS			0	0	0	0	0	0	0	0	0	0	0	.000

CAREER HITTING STATS

YEAR	AVG	GP-GS	AB	R	H	2B	3B	HR	RBI	TB	SLG%	BB	HP	SO	GDP	OB%	SF	SH
2024	.000	0-0	0	0	0	0	0	0	0	0	.000	0	0	0	0	.000	0	0
TOTAL	.000	0-0	0	0	0	0	0	0	0	0	.000	0	0	0	0	.000	0	0

24 JACE NORTON

INF | R/R | FR. | 6-3 | 190  
AUBURN, ALA. / AUBURN HS

QUICK HITS  
- Son of MLB player Greg Norton

SINGLE GAME CAREER HIGHS

At Bats	--	--
Hits	--	--
Runs Scored	--	--
Runs Batted In	--	--
Doubles	--	--
Triples	--	--
Home Runs	--	--
Walks	--	--
Stolen Bases	--	--

MISCELLANEOUS STATS

	2024	CAREER
2 Hit Game	--	--
3 Hit Game	--	--
4+ Hit Game	--	--
2 RBI Game	--	--
3 RBI Game	--	--
4+ RBI Game	--	--

NORTON'S GAME-BY-GAME HITTING STATS

DATE	OPP	POS	AB	R	H	RBI	2B	3B	HR	BB	K	SB	CS	AVG
TOTALS			0	0	0	0	0	0	0	0	0	0	0	.000

CAREER HITTING STATS

YEAR	AVG	GP-GS	AB	R	H	2B	3B	HR	RBI	TB	SLG%	BB	HP	SO	GDP	OB%	SF	SH
2024	.000	0-0	0	0	0	0	0	0	0	0	.000	0	0	0	0	.000	0	0
TOTAL	.000	0-0	0	0	0	0	0	0	0	0	.000	0	0	0	0	.000	0	0

## HITTER PROFILES

## 32 MICHAEL O'BREIN

OF | L/L | FR. | 6-0 | 175  
RIVER RIDGE, LA. / JOHN CURTIS CHRISTIAN

## QUICK HITS

## SINGLE GAME CAREER HIGHS

At Bats	--	--
Hits	--	--
Runs Scored	--	--
Runs Batted In	--	--
Doubles	--	--
Triples	--	--
Home Runs	--	--
Walks	--	--
Stolen Bases	--	--

## MISCELLANEOUS STATS

	2024	CAREER
2 Hit Game	--	--
3 Hit Game	--	--
4+ Hit Game	--	--
2 RBI Game	--	--
3 RBI Game	--	--
4+ RBI Game	--	--

## O'BREIN'S GAME-BY-GAME HITTING STATS

DATE	OPP	POS	AB	R	H	RBI	2B	3B	HR	BB	K	SB	CS	AVG
TOTALS			0	0	0	0	0	0	0	0	0	0	0	.000

## CAREER HITTING STATS

YEAR	AVG	GP-GS	AB	R	H	2B	3B	HR	RBI	TB	SLG%	BB	HP	SO	GDP	OB%	SF	SH
2024	.000	0-0	0	0	0	0	0	0	0	0	.000	0	0	0	0	.000	0	0
TOTAL	.000	0-0	0	0	0	0	0	0	0	0	.000	0	0	0	0	.000	0	0

## 33 RIVES REYNOLDS

OF | R/R | FR. | 5-11 | 175  
FLOWOOD, MISS. / JACKSON PREP

## QUICK HITS

## SINGLE GAME CAREER HIGHS

At Bats	--	--
Hits	--	--
Runs Scored	--	--
Runs Batted In	--	--
Doubles	--	--
Triples	--	--
Home Runs	--	--
Walks	--	--
Stolen Bases	--	--

## MISCELLANEOUS STATS

	2024	CAREER
2 Hit Game	--	--
3 Hit Game	--	--
4+ Hit Game	--	--
2 RBI Game	--	--
3 RBI Game	--	--
4+ RBI Game	--	--

## REYNOLDS' GAME-BY-GAME HITTING STATS

DATE	OPP	POS	AB	R	H	RBI	2B	3B	HR	BB	K	SB	CS	AVG
TOTALS			0	0	0	0	0	0	0	0	0	0	0	.000

## CAREER HITTING STATS

YEAR	AVG	GP-GS	AB	R	H	2B	3B	HR	RBI	TB	SLG%	BB	HP	SO	GDP	OB%	SF	SH
2024	.000	0-0	0	0	0	0	0	0	0	0	.000	0	0	0	0	.000	0	0
TOTAL	.000	0-0	0	0	0	0	0	0	0	0	.000	0	0	0	0	.000	0	0



HITTER PROFILES

37 BRETT HOUSE

INF/OF | R/R | FR. | 6-3 | 200  
HOSCHTON, GA. / CHEROKEE BLUFF HS

QUICK HITS

SINGLE GAME CAREER HIGHS

At Bats	--	--
Hits	--	--
Runs Scored	--	--
Runs Batted In	--	--
Doubles	--	--
Triples	--	--
Home Runs	--	--
Walks	--	--
Stolen Bases	--	--

MISCELLANEOUS STATS

	2024	CAREER
2 Hit Game	--	--
3 Hit Game	--	--
4+ Hit Game	--	--
2 RBI Game	--	--
3 RBI Game	--	--
4+ RBI Game	--	--

HOUSE'S GAME-BY-GAME HITTING STATS

DATE	OPP	POS	AB	R	H	RBI	2B	3B	HR	BB	K	SB	CS	AVG
TOTALS			0	0	0	0	0	0	0	0	0	0	0	.000

CAREER HITTING STATS

YEAR	AVG	GP-GS	AB	R	H	2B	3B	HR	RBI	TB	SLG%	BB	HP	SO	GDP	OB%	SF	SH
2024	.000	0-0	0	0	0	0	0	0	0	0	.000	0	0	0	0	.000	0	0
TOTAL	.000	0-0	0	0	0	0	0	0	0	0	.000	0	0	0	0	.000	0	0

38 BRYCE CHANCE

OF | R/R | JR. | 5-10 | 180  
RIDGELAND, MISS. / MADISON-RIDGELAND ACADEMY

QUICK HITS

- Perfect 5-for-5 stolen bases on the season
- Currently on a two game hit streak entering the 2024 season
- Struck out just 15 times through 100 at bats in the 2023 season
- Went 5-for-12 at the plate vs. Air Force (2/16-18)

SINGLE GAME CAREER HIGHS

At Bats	5	3x last vs. Air Force (2/16/24)
Hits	3	3x last vs. California (3/5/23)
Runs Scored	2	4x last at UAB (4/11/23)
Runs Batted In	4	vs. VMI (2/18/23)
Doubles	1	6x last vs. Georgia Southern (2/25/24)
Triples	--	--
Home Runs	1	3x last vs. Air Force (2/16/24)
Walks	3	vs. Austin Peay (2/21/24)
Stolen Bases	1	6x last vs. Air Force (2/16/24)

MISCELLANEOUS STATS

	2024	CAREER
2 Hit Game	2	9
3 Hit Game	--	3
4+ Hit Game	--	--
2 RBI Game	--	4
3 RBI Game	2	4
4+ RBI Game	--	1

CHANCE'S GAME-BY-GAME HITTING STATS

DATE	OPP	POS	AB	R	H	RBI	2B	3B	HR	BB	K	SB	CS	AVG
2/16	Air Force	LF	5	1	2	3	0	0	1	0	0	1	0	.400
2/17	Air Force	LF	3	1	1	0	1	0	0	1	0	0	1	.375
2/18	Air Force	LF	4	1	2	1	0	0	0	0	0	0	0	.417
2/20	Austin Peay	LF	3	0	1	1	0	0	0	1	0	0	0	.400
2/21	Austin Peay	LF	3	1	0	1	0	0	0	3	0	0	0	.333
2/23	Georgia Southern	LF	4	0	1	0	0	0	0	0	0	0	0	.318
2/24	Georgia Southern	LF	4	0	0	0	0	0	0	0	1	0	0	.269
2/25	Georgia Southern	LF	4	1	1	3	1	0	0	0	0	0	0	.267
2/27	Jackson State	LF	3	1	0	1	0	0	0	1	0	0	0	.242
TOTALS			33	6	8	10	2	0	1	6	1	1	1	.242

CAREER HITTING STATS

YEAR	AVG	GP-GS	AB	R	H	2B	3B	HR	RBI	TB	SLG%	BB	HP	SO	GDP	OB%	SF	SH
2023	.330	36-27	100	24	33	4	0	2	22	43	.430	20	2	15	3	.444	2	1
2024	.242	9-9	33	6	8	2	0	1	10	13	.394	6	0	1	0	.359	0	0
TOTAL	.308	45-36	133	30	41	6	0	3	32	56	.421	26	2	16	3	.423	2	1



## HITTER PROFILES

# 40 LOGAN KOHLER

INF | L/R | SR. | 6-1 | 195  
LITTLE ELM, TEXAS / LITTLE ELM HS/ MEMPHIS

### QUICK HITS

- Transferred to State from Memphis
- Second Team All-AAC Third Baseman in 2023 for Memphis
- Career .306 in his two seasons at Memphis

### SINGLE GAME CAREER HIGHS

At Bats	6	2x last vs. Samford (2/28/23)*
Hits	5	vs. Houston (4/22/23)^
Runs Scored	3	2x last vs. Tulane (5/18/23)^
Runs Batted In	5	vs. UAPB (3/28/23)^
Doubles	2	2x last at Tulane (3/31/23)^
Triples	1	2x last at Arkansas State (5/2/23)+
Home Runs	1	17x last vs Wichita State (5/23/23)^
Walks	4	vs. UT Martin (5/3/22)^
Stolen Bases	1	16x last vs. Jackson State (2/27/24)

\*Statistics from Oklahoma

^Statistics from Memphis

+Statistics from Oklahoma & Memphis

### MISCELLANEOUS STATS

	2024	CAREER
2 Hit Game	--	23
3 Hit Game	1	10
4+ Hit Game	--	1
2 RBI Game	1	13
3 RBI Game	--	7
4+ RBI Game	--	2

### KOHLER'S GAME-BY-GAME HITTING STATS

DATE	OPP	POS	AB	R	H	RBI	2B	3B	HR	BB	K	SB	CS	AVG
2/16	Air Force	3B	1	0	1	1	0	0	0	1	0	0	0	1.000
2/21	Austin Peay	PH	1	0	0	0	0	0	0	0	0	0	0	.500
2/23	Georgia Southern	3B	4	1	3	0	0	0	0	0	1	0	0	.667
2/24	Georgia Southern	3B	3	0	0	0	0	0	0	0	1	0	0	.444
2/25	Georgia Southern	3B	4	1	1	0	0	0	0	1	1	0	0	.385
2/27	Jackson State	3B	5	1	1	2	0	0	0	0	1	1	0	.333
TOTALS			18	3	6	3	0	0	0	2	4	1	0	.333

### CAREER HITTING STATS

YEAR	AVG	GP-GS	AB	R	H	2B	3B	HR	RBI	TB	SLG%	BB	HP	SO	GDP	OB%	SF	SH
2020*	.174	9-6	23	0	4	0	0	0	2	4	.174	1	0	5	0	.200	1	0
2021*	.175	18-10	40	5	7	3	1	0	6	12	.300	1	2	13	0	.233	0	0
2022^	.282	55-54	195	35	55	12	0	6	35	85	.436	27	4	44	1	.374	4	4
2023^	.330	52-52	197	37	65	13	1	11	34	113	.574	22	3	49	2	.404	1	2
2024	.333	6-5	18	3	6	0	0	0	3	6	.333	2	1	4	0	.429	0	0
TOTAL	.259	140-127	473	80	137	28	2	17	80	220	.363	53	10	115	3	.328	6	6

\*Statistics from Oklahoma

^Statistics from Memphis

# 41 ETHAN PULLIAM

INF/OF | R/R | FR. | 6-1 | 180  
STARKVILLE, MISS. / STARKVILLE HS

### QUICK HITS

- Made Diamond Dawgs debut vs. Air Force (2/18)

### SINGLE GAME CAREER HIGHS

At Bats	1	vs. Air Force (2/18/24)
Hits	--	--
Runs Scored	--	--
Runs Batted In	--	--
Doubles	--	--
Triples	--	--
Home Runs	--	--
Walks	--	--
Stolen Bases	--	--

### MISCELLANEOUS STATS

	2024	CAREER
2 Hit Game	--	--
3 Hit Game	--	--
4+ Hit Game	--	--
2 RBI Game	--	--
3 RBI Game	--	--
4+ RBI Game	--	--

### PULLIAM'S GAME-BY-GAME HITTING STATS

DATE	OPP	POS	AB	R	H	RBI	2B	3B	HR	BB	K	SB	CS	AVG
2/18	Air Force	PH	1	0	0	0	0	0	0	0	0	0	0	.000
2/27	Jackson State	LF	0	0	0	0	0	0	0	0	0	0	0	.000
TOTALS			1	0	0	0	0	0	0	0	0	0	0	.000

### CAREER HITTING STATS

YEAR	AVG	GP-GS	AB	R	H	2B	3B	HR	RBI	TB	SLG%	BB	HP	SO	GDP	OB%	SF	SH
2024	.000	2-0	1	0	0	0	0	0	0	0	.000	0	0	0	0	.000	0	0
TOTAL	.000	2-0	1	0	0	0	0	0	0	0	.000	0	0	0	0	.000	0	0



## HITTER PROFILES

# 42 DAKOTA JORDAN

OF | R/R | SO. | 6-0 | 220  
CANTON, MISS. / JACKSON ACADEMY

### QUICK HITS

- Second on the team in 2023 in batting average (.307) and slugging percentage (.575)
- Third on the team with 40 RBIs
- Collected a 12-game hitting streak, longest on the team
- Knocked out 10 home runs to come in fourth on the team
- Went 5-for-12 in the series vs. Air Force (2/16-18) and knocked out two home runs on the weekend

### SINGLE GAME CAREER HIGHS

At Bats	6	vs. VMI (2/18/23)
Hits	3	3x last vs. Jackson State (2/27/24)
Runs Scored	3	3x last vs. Jackson State (2/27/24)
Runs Batted In	5	vs. Jackson State (2/27/24)
Doubles	2	2x last at Alabama (4/8/23)
Triples	1	at Tennessee (4/29/23)
Home Runs	1	7x last vs. Jackson State (2/27/24)
Walks	3	vs. VMI (2/17/23)
Stolen Bases	1	4x last vs. Ole Miss (4/25/23)

### MISCELLANEOUS STATS

	2024	CAREER
2 Hit Game	2	10
3 Hit Game	1	4
4+ Hit Game	--	--
2 RBI Game	1	8
3 RBI Game	--	5
4+ RBI Game	1	2

### JORDAN'S GAME-BY-GAME HITTING STATS

DATE	OPP	POS	AB	R	H	RBI	2B	3B	HR	BB	K	SB	CS	AVG
2/16	Air Force	RF	4	3	2	1	0	0	1	1	2	0	0	.500
2/17	Air Force	RF	4	1	1	0	1	0	0	1	2	0	0	.375
2/18	Air Force	RF	4	3	2	2	1	0	1	0	1	0	0	.417
2/20	Austin Peay	RF	4	1	0	0	0	0	0	1	2	0	0	.313
2/21	Austin Peay	RF	4	0	1	1	0	0	0	1	1	0	0	.300
2/23	Georgia Southern	RF	3	0	1	1	1	0	0	2	1	0	0	.304
2/24	Georgia Southern	RF	4	0	1	0	0	0	0	0	1	0	0	.296
2/25	Georgia Southern	CF/RF	4	1	1	0	0	0	0	1	2	0	0	.290
2/27	Jackson State	RF	3	3	3	5	1	0	1	2	0	0	0	.353
TOTALS			34	12	12	10	4	0	3	9	12	0	0	.353

### CAREER HITTING STATS

YEAR	AVG	GP-GS	AB	R	H	2B	3B	HR	RBI	TB	SLG%	BB	HP	SO	GDP	OB%	SF	SH
2023	.307	44-41	153	29	47	9	1	10	40	88	.575	25	1	46	2	.397	5	0
2024	.353	9-9	34	12	12	4	0	3	10	25	.735	9	1	12	0	.500	0	0
TOTAL	.316	53-50	187	41	59	13	1	13	50	113	.604	34	2	58	2	.417	5	0

# 43 STEVEN SPALLITA

INF/C | L/R | FR. | 5-10 | 185  
MANDEVILLE, LA. / FONTAINBLEAU HS

### QUICK HITS

- Made Bulldog debut vs. Jackson State (2/27)

### SINGLE GAME CAREER HIGHS

At Bats	1	vs. Jackson State (2/27/24)
Hits	--	--
Runs Scored	--	--
Runs Batted In	--	--
Doubles	--	--
Triples	--	--
Home Runs	--	--
Walks	--	--
Stolen Bases	--	--

### MISCELLANEOUS STATS

	2024	CAREER
2 Hit Game	--	--
3 Hit Game	--	--
4+ Hit Game	--	--
2 RBI Game	--	--
3 RBI Game	--	--
4+ RBI Game	--	--

### SPALLITA' GAME-BY-GAME HITTING STATS

DATE	OPP	POS	AB	R	H	RBI	2B	3B	HR	BB	K	SB	CS	AVG
2/27	Jackson State	PH	1	0	0	0	0	0	0	0	1	0	0	.000
TOTALS			0	0	0	0	0	0	0	0	1	0	0	.000

### CAREER HITTING STATS

YEAR	AVG	GP-GS	AB	R	H	2B	3B	HR	RBI	TB	SLG%	BB	HP	SO	GDP	OB%	SF	SH
2024	.000	1-0	1	0	0	0	0	0	0	0	.000	0	0	0	0	.000	0	0
TOTAL	.000	1-0	1	0	0	0	0	0	0	0	.000	0	0	0	0	.000	0	0



## HITTER PROFILES

# 44 HUNTER HINES

INF/OF | L/R | JR. | 6-3 | 210  
MADISON, MISS. / MADISON CENTRAL HS

### QUICK HITS

- Tied for sixth in program history with 22 home runs in a single season
- 10th in program history with 38 career home runs. Six home runs away from ninth
- Leads the team in 2023 in slugging percentage (.683), RBIs (61) and home runs (22)
- Named First Team All-SEC (DH), finalist for the Ferris Trophy and was an ABCA/Rawlings South All-Region First Team honoree
- Went 3-for-5 vs. Air Force (2/18) with three hits, an RBI and a double

### SINGLE GAME CAREER HIGHS

At Bats	6	3x last at Alabama (4/7/23)
Hits	4	vs. South Carolina (3/31/23)
Runs Scored	4	vs. Georgia (3/20/22)
Runs Batted In	5	vs. Grambling (4/4/23)
Doubles	2	vs. Lipscomb (3/10/23)
Triples	1	vs. Northern Kentucky (2/25/22)
Home Runs	2	3x last at Tennessee (4/28/23)
Walks	3	vs. Memphis (3/29/22)
Stolen Bases	--	

### MISCELLANEOUS STATS

	2024	CAREER
2 Hit Game	1	23
3 Hit Game	3	15
4+ Hit Game	--	1
2 RBI Game	--	12
3 RBI Game	1	10
4+ RBI Game	1	8

### HINES' GAME-BY-GAME HITTING STATS

DATE	OPP	POS	AB	R	H	RBI	2B	3B	HR	BB	K	SB	CS	AVG
2/16	Air Force	1B	5	0	1	1	0	0	0	0	3	0	0	.200
2/17	Air Force	1B	4	0	1	0	0	0	0	0	1	0	0	.222
2/18	Air Force	1B	5	3	3	1	1	0	0	0	1	0	0	.357
2/20	Austin Peay	1B	3	1	1	0	0	0	0	1	0	0	0	.353
2/21	Austin Peay	1B	4	1	2	3	1	0	0	2	1	0	0	.381
2/23	Georgia Southern	1B	4	1	0	0	0	0	0	1	0	0	0	.320
2/24	Georgia Southern	1B	3	0	0	1	0	0	0	1	1	0	0	.286
2/25	Georgia Southern	1B	5	2	3	0	0	0	0	0	1	0	0	.333
2/27	Jackson State	1B	4	1	3	4	0	0	0	1	0	0	0	.378
<b>TOTALS</b>			<b>37</b>	<b>9</b>	<b>14</b>	<b>10</b>	<b>2</b>	<b>0</b>	<b>0</b>	<b>6</b>	<b>8</b>	<b>0</b>	<b>0</b>	<b>.378</b>

### CAREER HITTING STATS

YEAR	AVG	GP-GS	AB	R	H	2B	3B	HR	RBI	TB	SLG%	BB	HP	SO	GDP	OB%	SF	SH
2022	.300	56-56	210	51	63	13	1	16	52	126	.600	29	4	58	4	.393	1	0
2023	.297	52-52	202	44	60	12	0	22	61	138	.683	23	4	64	3	.375	3	0
2024	.378	9-9	37	9	14	2	0	0	10	16	.432	6	0	8	0	.465	0	0
<b>TOTAL</b>	<b>.305</b>	<b>117-117</b>	<b>449</b>	<b>104</b>	<b>137</b>	<b>27</b>	<b>1</b>	<b>38</b>	<b>123</b>	<b>280</b>	<b>.624</b>	<b>58</b>	<b>8</b>	<b>130</b>	<b>7</b>	<b>.391</b>	<b>4</b>	<b>0</b>



TWO-WAY PLAYER PROFILES

15 LUKE DOTSON

INF/LHP | L/L | FR. | 6-4 | 195  
MARIETTA, GA. / MOUNT PARAN CHRSTIAN

QUICK HITS

-Made his Dawg debut against Air Force on Feb. 18  
-

SINGLE GAME CAREER HIGHS

At Bats	--	--
Hits	--	--
Runs Scored	--	--
Runs Batted In	--	--
Doubles	--	--
Triples	--	--
Home Runs	--	--
Walks	--	--
Stolen Bases	--	--

MISCELLANEOUS STATS

	2024	CAREER
2 Hit Game	--	--
3 Hit Game	--	--
4+ Hit Game	--	--
2 RBI Game	--	--
3 RBI Game	--	--
4+ RBI Game	--	--

SINGLE GAME CAREER HIGHS

Innings	2.1	vs. Ga. Southern (2/24/24)
Strikeouts	4	vs. Ga. Southern (2/24/24)
Walks	0	vs. Air Force (2/18/24)

MISCELLANEOUS STATS

	2024	CAREER GAMES
5+ Strikeouts	--	--
10+ Strikeouts	--	--
2 or Fewer Hits Allowed	2	2
Longest Scoreless Innings Stretch	3.1**	3.1**
Wins in a Row*	--	--

\*no decisions do not break a streak  
\*\*designates as current

DOTSON'S GAME-BY-GAME HITTING STATS

DATE	OPP	POS	AB	R	H	RBI	2B	3B	HR	BB	K	SB	CS	AVG
TOTALS			0	0	0	0	0	0	0	0	0	0	0	.000

CAREER HITTING STATS

YEAR	AVG	GP-GS	AB	R	H	2B	3B	HR	RBI	TB	SLG%	BB	HP	SO	GDP	OB%	SF	SH
2024	.000	0-0	0	0	0	0	0	0	0	0	.000	0	0	0	0	.000	0	0
TOTAL	.000	0-0	0	0	0	0	0	0	0	0	.000	0	0	0	0	.000	0	0

DOTSON'S GAME-BY-GAME PITCHING STATS

DATE	OPP	GS	IP	H	R	ER	BB	SO	2B	3B	HR	WP	BK	HBP	W/L	SV	ERA
Feb. 18	Air Force		1.0	0	0	0	0	2	0	0	0	0	0	0	-/-	0	0.00
Feb. 24	Ga. Southern		2.1	0	0	0	1	4	0	0	0	1	0	0	-/-	0	0.00
TOTALS			3.1	0	0	0	1	6	0	0	0	1	0	0	-/-	0	0.00

CAREER PITCHING STATS

YEAR	ERA	W-L	APP	GS	CG	SHO	SV	IP	H	R	ER	BB	SO	BF	B/AVG	WP	HBP
2024	0.00	0-0	2	0	0	0	0	3.1	0	0	0	1	6	11	.000	1	0
TOTAL	0.00	0-0	2	0	0	0	0	3.1	0	0	0	1	6	11	.000	1	0



## TWO-WAY PLAYER PROFILES

# 36 NOLAN STEVENS

INF/OF/LHP | L/L | FR. | 6-3 | 210  
ELK GROVE, CALIF. / FRANKLIN HS

### QUICK HITS

- SportStars' NorCal Baseball Player of the Year (2023) out of high school
- Made his debut as a Dawg on Feb. 18 as a pinch hitter

### SINGLE GAME CAREER HIGHS

At Bats	1	vs. Jackson State (2/27/24)
Hits	--	--
Runs Scored	--	--
Runs Batted In	--	--
Doubles	--	--
Triples	--	--
Home Runs	--	--
Walks	--	--
Stolen Bases	--	--

### MISCELLANEOUS STATS

	2024	CAREER
2 Hit Game	--	--
3 Hit Game	--	--
4+ Hit Game	--	--
2 RBI Game	--	--
3 RBI Game	--	--
4+ RBI Game	--	--

### SINGLE GAME CAREER HIGHS

Innings	2.2	vs. Jackson State (2/27/24)
Strikeouts	4	vs. Jackson State (2/27/24)
Walks	0	vs. Jackson State (2/27/24)

### MISCELLANEOUS STATS

	2024	CAREER GAMES
5+ Strikeouts	--	--
10+ Strikeouts	--	--
2 or Fewer Hits Allowed	1	1
Longest Scoreless Innings Stretch	4.0**	4.0**
Wins in a Row*	1**	1**

\*no decisions do not break a streak

\*\*designates as current

### STEVENS' GAME-BY-GAME HITTING STATS

DATE	OPP	POS	AB	R	H	RBI	2B	3B	HR	BB	K	SB	CS	AVG
Feb. 18	Air Force	PH	1	0	0	0	0	0	0	0	0	0	0	.000
Feb. 24	Ga. Southern	PH	1	0	0	0	0	0	0	0	0	0	0	.000
TOTALS			2	0	0	0	0	0	0	0	0	0	0	.000

### CAREER HITTING STATS

YEAR	AVG	GP-GS	AB	R	H	2B	3B	HR	RBI	TB	SLG%	BB	HP	SO	GDP	OB%	SF	SH
2024	.000	4-0	2	0	0	0	0	0	0	0	.000	0	0	0	0	.000	0	0
TOTAL	.000	4-0	2	0	0	0	0	0	0	0	.000	0	0	0	0	.000	0	0

### STEVENS' GAME-BY-GAME PITCHING STATS

DATE	OPP	GS	IP	H	R	ER	BB	SO	2B	3B	HR	WP	BK	HBP	W/L	SV	ERA
Feb. 20	Austin Peay		2.1	3	2	2	0	3	0	0	1	1	0	1	-/-	-	7.71
Feb. 27	Jackson State		2.2	2	0	0	0	4	0	0	0	0	0	0	1/-	-	0.00
TOTALS			5.0	5	2	2	0	7	0	0	1	1	0	1	1/0	-	3.60

### CAREER PITCHING STATS

YEAR	ERA	W-L	APP	GS	CG	SHO	SV	IP	H	R	ER	BB	SO	BF	B/AVG	WP	HBP
2024	3.60	1-0	2	0	0	0	0	5.0	5	2	2	0	7	20	.263	1	1
TOTAL	3.60	1-0	2	0	0	0	0	5.0	5	2	2	0	7	20	.263	1	1



TWO-WAY PLAYER PROFILES

46 JACKSON MCKENZIE

INF/OF/LHP | L/L | FR. | 6-1 | 215  
PACE, FLA. / PACE HS

QUICK HITS

- Earned first start as a Dawg on Feb. 18 at DH

SINGLE GAME CAREER HIGHS

At Bats	3	vs. Air Force (2/18/24)
Hits	1	vs. Air Force (2/18/24)
Runs Scored	1	vs. Air Force (2/18/24)
Runs Batted In	--	--
Doubles	--	--
Triples	--	--
Home Runs	--	--
Walks	1	vs. Air Force (2/18/24)
Stolen Bases	--	--

MISCELLANEOUS STATS

	2024	CAREER
2 Hit Game	--	--
3 Hit Game	--	--
4+ Hit Game	--	--
2 RBI Game	--	--
3 RBI Game	--	--
4+ RBI Game	--	--

SINGLE GAME CAREER HIGHS

Innings	--	--
Strikeouts	--	--
Walks	--	--

MISCELLANEOUS STATS

	2024	CAREER GAMES
5+ Strikeouts	--	--
10+ Strikeouts	--	--
2 or Fewer Hits Allowed	--	--
Longest Scoreless Innings Stretch	--	--
Wins in a Row*	--	--

\*no decisions do not break a streak  
\*\*designates as current

MCKENZIE'S GAME-BY-GAME HITTING STATS

DATE	OPP	POS	AB	R	H	RBI	2B	3B	HR	BB	K	SB	CS	AVG
Feb. 18	Air Force	DH	3	1	1	0	0	0	0	1	1	0	0	.333
Feb. 20	Austin Peay	PH	1	0	0	0	0	0	0	0	0	0	0	.250
Feb. 27	Jackson State	1B	0	0	0	0	0	0	0	0	0	0	0	.000
TOTALS			4	1	1	0	0	0	0	1	1	0	0	.250

CAREER HITTING STATS

YEAR	AVG	GP-GS	AB	R	H	2B	3B	HR	RBI	TB	SLG%	BB	HP	SO	GDP	OB%	SF	SH
2024	.250	3-1	4	1	1	0	0	0	0	0	.250	1	0	1	0	.400	0	0
TOTAL	.250	3-1	4	1	1	0	0	0	0	0	.250	1	0	1	0	.400	0	0

MCKENZIE'S GAME-BY-GAME PITCHING STATS

DATE	OPP	GS	IP	H	R	ER	BB	SO	2B	3B	HR	WP	BK	HBP	W/L	SV	ERA
TOTALS		0	0	0	0	0	0	0	0	0	0	0	0	0	-/-	0	0.00

CAREER PITCHING STATS

YEAR	ERA	W-L	APP	GS	CG	SHO	SV	IP	H	R	ER	BB	SO	BF	B/AVG	WP	HBP
2024	0.00	0-0	0	0	0	0	0	0.0	0	0	0	0	0	0	.000	0	0
TOTAL	0.00	0-0	0	0	0	0	0	0.0	0	0	0	0	0	0	.000	0	0

## PITCHING STAFF PROFILES

# 2 CAM SCHUELKE

**RHP** | R/R | SR. | 6-1 | 195  
DORR, MICH. / BRYON CENTER HS / COLLEGE OF CENTRAL FLORIDA

### QUICK HITS

- 2023 NJCAA First Team All-American (Relief Pitcher)
- 2023 D1 All-FCSAA/All-NJCAA Region 8 Fireman of the Year (FCSAA)
- 2022 Russ Ford Outstanding Relief Pitcher Award (Cape Cod League)

### SINGLE GAME CAREER HIGHS

Innings	2.0	Ga. Southern (2/25/24)
Strikeouts	--	--
Walks	2	Austin Peay (2/25/24)

### MISCELLANEOUS STATS

	2024	CAREER GAMES
5+ Strikeouts	--	--
10+ Strikeouts	--	--
2 or Fewer Hits Allowed	2	2
Longest Scoreless Innings Stretch	--	--
Wins in a Row*	--	--

\*no decisions do not break a streak

\*\*designates as current

### SCHUELKE'S GAME-BY-GAME PITCHING STATS

DATE	OPP	GS	IP	H	R	ER	BB	SO	2B	3B	HR	WP	BK	HBP	W/L	SV	ERA
2/16	Air Force	2.0	0	0	0	0	2	0	0	0	0	0	0	0	0/0	1	0.00
2/20	Austin Peay	1.2	1	0	0	0	2	0	0	0	0	0	0	0	0/0	0	0.00
2/21	Austin Peay	1.2	4	4	4	1	2	2	0	0	0	0	0	0	0/1	0	21.60
2/25	Ga. Southern	2.0	4	1	1	2	2	0	0	0	0	0	0	0	0/0	0	4.50
<b>TOTALS</b>		<b>7.1</b>	<b>9</b>	<b>5</b>	<b>5</b>	<b>3</b>	<b>8</b>	<b>2</b>	<b>0</b>	<b>0</b>	<b>0</b>	<b>0</b>	<b>0</b>	<b>0</b>	<b>0/1</b>	<b>1</b>	<b>6.14</b>

### CAREER PITCHING STATS

YEAR	ERA	W-L	APP	GS	CG	SHO	SV	IP	H	R	ER	BB	SO	BF	B/AVG	WP	HBP
2024	6.14	0-1	4	0	0	0	1	7.1	9	5	5	3	8	28	.321	0	0
<b>TOTAL</b>	<b>6.14</b>	<b>0-1</b>	<b>4</b>	<b>0</b>	<b>0</b>	<b>0</b>	<b>1</b>	<b>7.1</b>	<b>9</b>	<b>5</b>	<b>5</b>	<b>3</b>	<b>8</b>	<b>28</b>	<b>.321</b>	<b>0</b>	<b>0</b>

# 4 MIKHAI GRANT

**RHP** | R/R | FR. | 6-3 | 215  
STOCKBRIDGE, GA. / GEORGIA PREMIERE ACADEMY

### QUICK HITS

-

### SINGLE GAME CAREER HIGHS

Innings	--	--
Strikeouts	--	--
Walks	--	--

### MISCELLANEOUS STATS

	2024	CAREER GAMES
5+ Strikeouts	--	--
10+ Strikeouts	--	--
2 or Fewer Hits Allowed	--	--
Longest Scoreless Innings Stretch	--	--
Wins in a Row*	--	--

\*no decisions do not break a streak

\*\*designates as current

### GRANT'S GAME-BY-GAME PITCHING STATS

DATE	OPP	GS	IP	H	R	ER	BB	SO	2B	3B	HR	WP	BK	HBP	W/L	SV	ERA
<b>TOTALS</b>		<b>0.0</b>	<b>0</b>	<b>0</b>	<b>0</b>	<b>0</b>	<b>0</b>	<b>0</b>	<b>0</b>	<b>0</b>	<b>0</b>	<b>0</b>	<b>0</b>	<b>0</b>	<b>-/-</b>	<b>0</b>	<b>0.00</b>

### CAREER PITCHING STATS

YEAR	ERA	W-L	APP	GS	CG	SHO	SV	IP	H	R	ER	BB	SO	BF	B/AVG	WP	HBP
2024	0.00	0-0	0	0	0	0	0	0.0	0	0	0	0	0	0	.000	0	0
<b>TOTAL</b>	<b>0.00</b>	<b>0-0</b>	<b>0</b>	<b>0</b>	<b>0</b>	<b>0</b>	<b>0</b>	<b>0.0</b>	<b>0</b>	<b>0</b>	<b>0</b>	<b>0</b>	<b>0</b>	<b>0</b>	<b>.000</b>	<b>0</b>	<b>0</b>





## PITCHING STAFF PROFILES

# 6 LOGAN FORSYTHE

RHP | R/R | SO. | 6-0 | 190  
D'IBERVILLE, MISS. / D'IBERVILLE HS

### QUICK HITS

- Made Bulldog debut on Feb. 17 against VMI
- Collected 10 strikeouts through 39 batters faced

### SINGLE GAME CAREER HIGHS

Innings	1.1	vs. Vanderbilt (3/24/23)
Strikeouts	3	vs. Jackson State (2/27/24)
Walks	2	vs. Alabama (4/7/23)

### MISCELLANEOUS STATS

	2024	CAREER GAMES
5+ Strikeout Games	--	--
10+ Strikeout Games	--	--
2 or Fewer Hits Allowed	1	5
Longest Scoreless Innings Stretch	1.0	2.0
Wins in a Row*	--	--

\*no decisions do not break a streak

\*\*designates as current

### FORSYTHE'S GAME-BY-GAME PITCHING STATS

DATE	OPP	GS	IP	H	R	ER	BB	SO	2B	3B	HR	WP	BK	HBP	W/L	SV	ERA
2/27	Jackson State	1.0	0	0	0	0	0	3	0	0	0	0	0	0	-/-	0	0.00
TOTALS		1.0	0	0	0	0	0	3	0	0	0	0	0	0	-/-	0	0.00

### CAREER PITCHING STATS

YEAR	ERA	W-L	APP	GS	CG	SHO	SV	IP	H	R	ER	BB	SO	BF	B/AVG	WP	HBP
2023	11.37	0-0	7	0	0	0	0	6.1	11	9	8	8	10	39	.379	2	1
2024	0.00	0-0	1	0	0	0	0	1.0	0	0	0	0	3	3	.000	0	0
TOTAL	9.82	0-0	8	0	0	0	0	7.1	11	9	8	8	13	42	.379	2	1

# 9 PICO KOHN

LHP | L/L | JR. | 6-4 | 200  
VERBENA, ALA. / CHILTON COUNTY HS

### QUICK HITS

- Did not make an apperanace during the 2023 season

### SINGLE GAME CAREER HIGHS

Innings	3.0	vs. Southern (3/23/2022)
Strikeouts	4	vs. Auburn (4/16/22)
Walks	4	vs. Tennessee (5/21/22)

### MISCELLANEOUS STATS

	2024	CAREER GAMES
5+ Strikeout Games	--	--
10+ Strikeout Games	--	--
2 or Fewer Hits Allowed	--	16
Longest Scoreless Innings Stretch	--	5
Wins in a Row*	--	1

\*no decisions do not break a streak

\*\*designates as current

### KOHN'S GAME-BY-GAME PITCHING STATS

DATE	OPP	GS	IP	H	R	ER	BB	SO	2B	3B	HR	WP	BK	HBP	W/L	SV	ERA
TOTALS		0.0	0	0	0	0	0	0	0	0	0	0	0	0	-/-	0	0.00

### CAREER PITCHING STATS

YEAR	ERA	W-L	APP	GS	CG	SHO	SV	IP	H	R	ER	BB	SO	BF	B/AVG	WP	HBP
2022	4.91	2-2	21	2	0	0/0	0	36.2	35	24	20	18	35	165	.255	4	4
2023								DNP									
2024	0.00	0-0	0	0	0	0	0	0.0	0	0	0	0	0	0	.000	0	0
TOTAL	4.91	2-2	21	2	0	0	0	36.2	35	24	20	18	35	165	.255	4	4



PITCHING STAFF PROFILES

11 KK CLARK

RHP | R/R | FR. | 5-11 | 190  
BRANDON, MISS. / BRANDON HS

QUICK HITS

- Brother of Kellum Clark, a 2023 MLB Draft Pick of the New York Mets

SINGLE GAME CAREER HIGHS

Innings	--	--
Strikeouts	--	--
Walks	--	--

MISCELLANEOUS STATS

	2024	CAREER GAMES
5+ Strikeouts	--	--
10+ Strikeouts	--	--
2 or Fewer Hits Allowed	--	--
Longest Scoreless Innings Stretch	--	--
Wins in a Row*	--	--

\*no decisions do not break a streak  
\*\*designates as current

CLARK'S GAME-BY-GAME PITCHING STATS

DATE	OPP	GS	IP	H	R	ER	BB	SO	2B	3B	HR	WP	BK	HBP	W/L	SV	ERA
TOTALS		0.0	0	0	0	0	0	0	0	0	0	0	0	0	-/-	0	0.00

CAREER PITCHING STATS

YEAR	ERA	W-L	APP	GS	CG	SHO	SV	IP	H	R	ER	BB	SO	BF	B/AVG	WP	HBP
2024	0.00	0-0	0	0	0	0	0	0.0	0	0	0	0	0	0	.000	0	0
TOTAL	0.00	0-0	0	0	0	0	0	0.0	0	0	0	0	0	0	.000	0	0

12 EVAN SIARY

RHP | R/R | SO. | 6-1 | 190  
COLUMBUS, MISS. / STARKVILLE ACADEMY

QUICK HITS

- In 28.0 innings pitched, put together 28 strikeouts and seven walks
- Earned first win of the season against Ole Miss on April 25
- Pitched a career-high five strikeouts through three innings against ULM (2/21)

SINGLE GAME CAREER HIGHS

Innings	4.1	vs. Kentucky (3/19/23)
Strikeouts	5	vs. ULM (2/21/23)
Walks	3	vs. Ohio State (3/3/23)

MISCELLANEOUS STATS

	2024	CAREER GAMES
5+ Strikeouts	--	1
10+ Strikeouts	--	--
2 or Fewer Hits Allowed	--	7
Longest Scoreless Innings Stretch	--	6.1
Wins in a Row*	--	1

\*no decisions do not break a streak  
\*\*designates as current

SIARY'S GAME-BY-GAME PITCHING STATS

DATE	OPP	GS	IP	H	R	ER	BB	SO	2B	3B	HR	WP	BK	HBP	W/L	SV	ERA
2/16	Air Force	2.0	3	2	2	0	1	2	0	1	0	0	0	0	0/0	0	9.00
2/20	Austin Peay	*	2.0	3	1	1	0	4	0	0	0	0	0	0	0/1	0	4.50
TOTALS		4.0	6	3	3	0	5	2	0	1	0	0	0	0	0/1	0	6.75

CAREER PITCHING STATS

YEAR	ERA	W-L	APP	GS	CG	SHO	SV	IP	H	R	ER	BB	SO	BF	B/AVG	WP	HBP
2023	7.07	1-2	14	3	0	0	1	28.0	35	27	22	12	28	137	.299	1	4
2024	6.75	0-1	2	1	0	0	0	4.0	6	3	3	0	5	18	.333	0	0
TOTAL	7.03	1-3	16	4	0	0	1	32.0	41	30	25	12	33	155	.300	1	4



PITCHING STAFF PROFILES

14 KHAL STEPHEN

RHP | R/R | JR. | 6-4 | 215  
WILLIAMSPORT, IND. / SEEGER HS / PURDUE

QUICK HITS

- 2023 Thrid Team All-Big Ten (Sophomore Year at Purdue)

SINGLE GAME CAREER HIGHS

Innings	8.0	vs. South Dakota State (5/5/23)*
Strikeouts	11	vs. Air Force (2/17/24)
Walks	6	vs. Nebraska (5/18/23)*

\*Career-highs from Purdue

MISCELLANEOUS STATS

	2024	CAREER GAMES
5+ Strikeouts	1	8
10+ Strikeouts	1	1
2 or Fewer Hits Allowed	--	19
Longest Scoreless Innings Stretch	--	6.0
Wins in a Row*	--	7

\*no decisions do not break a streak

\*\*designates as current

STEPHEN'S GAME-BY-GAME PITCHING STATS

DATE	OPP	GS	IP	H	R	ER	BB	SO	2B	3B	HR	WP	BK	HBP	W/L	SV	ERA
2/17	Air Force	*	7.0	3	1	1	0	11	0	0	1	0	0	1	0/0	0	1.29
2/25	Ga. Southern	*	2.1	6	7	7	1	3	1	0	0	0	0	1	0/1	0	27.00
TOTALS			9.1	9	8	8	1	14	0	0	1	0	0	1	0/1	0	7.71

CAREER PITCHING STATS

YEAR	ERA	W-L	APP	GS	CG	SHO	SV	IP	H	R	ER	BB	SO	BF	B/AVG	WP	HBP
2022*	8.29	3-4	23	0	0	0	2	33.2	39	32	31	18	38	160	.287	6	3
2023*	5.21	7-4	14	14	0	0	0	76.0	72	51	44	30	66	333	.248	1	8
2024	7.71	0-1	2	2	0	0	0	9.1	9	8	8	1	14	38	.257	0	2
TOTAL	7.07	10-9	39	16	0	0	2	119.0	120	91	83	49	118	531	.264	7	13

\* Statistics from Purdue

16 COLE CHEATHAM

LHP | L/L | JR. | 6-3 | 185  
ARDMORE ALA. / ARDMORE HS

QUICK HITS

- Punched out 11 batters through 11.1 innings of work
- Earned a season-high four strikeouts at Tennessee on April 19

SINGLE GAME CAREER HIGHS

Innings	3.0	vs. Samford (5/10/22)
Strikeouts	4	vs. Tennessee (5/19/22)
Walks	4	vs. Arkansas (4/1/22)

MISCELLANEOUS STATS

	2024	CAREER GAMES
5+ Strikeouts	--	--
10+ Strikeouts	--	--
2 or Fewer Hits Allowed	2	14
Longest Scoreless Innings Stretch	--	8
Wins in a Row*	--	--

\*no decisions do not break a streak

\*\*designates as current

CHEATHAM'S GAME-BY-GAME PITCHING STATS

DATE	OPP	GS	IP	H	R	ER	BB	SO	2B	3B	HR	WP	BK	HBP	W/L	SV	ERA
2/17	Air Force		0.1	0	0	0	0	0	0	0	0	0	0	0	-/-	0	0.00
2/20	Austin Peay		0.1	0	0	0	0	1	0	0	0	0	0	0	-/-	0	0.00
2/24	Ga. Southern		0.0	1	0	0	0	0	0	0	0	0	0	0	-/-	0	0.00
TOTALS			0.2	0	0	0	0	1	0	0	0	0	0	0	-/-	0	0.00

CAREER PITCHING STATS

YEAR	ERA	W-L	APP	GS	CG	SHO	SV	IP	H	R	ER	BB	SO	BF	B/AVG	WP	HBP
2022	9.24	0-0	10	1	0	0	0	12.2	17	13	13	12	18	70	.304	2	2
2023	7.15	0-0	9	0	0	0	0	11.1	14	15	9	11	11	61	.292	5	0
2024	0.00	0-0	3	0	0	0	0	0.2	1	0	0	0	1	3	.333	0	0
TOTAL	8.03	0-0	22	1	0	0	0	24.2	32	28	22	23	30	134	.299	7	2



## PITCHING STAFF PROFILES

# 17 STONE SIMMONS

RHP | R/R | GR. | 6-4 | 235  
HOUSTON, TEXAS / THE KINKAID SCHOOL / FURMAN

### QUICK HITS

- Missed the 2023 season due to injury. Was the teams first base coach in 2023
- Last pitched on March 5, 2022 at Tulane

### SINGLE GAME CAREER HIGHS

Innings	7.0	vs. Fordham (2/28/20)*
Strikeouts	8	vs. Fordham (2/28/20)*
Walks	3	vs. Campbell (3/6/20)*

\*Career-highs from Furman

### MISCELLANEOUS STATS

	2024	CAREER GAMES
5+ Strikeouts	--	2
10+ Strikeouts	--	--
2 or Fewer Hits Allowed	--	17
Longest Scoreless Innings Stretch	--	5.2
Wins in a Row*	--	1

\*no decisions do not break a streak

\*\*designates as current

### SIMMONS' GAME-BY-GAME PITCHING STATS

DATE	OPP	GS	IP	H	R	ER	BB	SO	2B	3B	HR	WP	BK	HBP	W/L	SV	ERA
TOTALS		0.0	0	0	0	0	0	0	0	0	0	0	0	0	-/-	0	0.00

### CAREER PITCHING STATS

YEAR	ERA	W-L	APP	GS	CG	SHO	SV	IP	H	R	ER	BB	SO	BF	B/AVG	WP	HBP
2020*	2.91	0-3	4	4	0	0	0	21.2	23	11	7	6	17	96	.271	3	2
2021	4.81	1-1	19	0	0	0	2	24.1	22	15	13	8	29	104	.234	2	1
2022	0.00	0-0	3	0	0	0	0	4.1	0	0	0	0	6	13	.000	0	0
2023								DNP									
2024	0.00	0-0	0	0	0	0	0	0.0	0	0	0	0	0	0	.000	0	0
TOTAL	3.91	1-4	26	4	0	0	2	46.0	45	26	20	14	46	213	.230	5	3

\*Statistics from Furman

# 19 MAX MILLER

LHP | L/L | SO. | 6-1 | 205  
VANCELEAVE, MISS. / VANCELEAVE HS

### QUICK HITS

- Did not appear in a game last season

### SINGLE GAME CAREER HIGHS

Innings	--	--
Strikeouts	--	--
Walks	--	--

### MISCELLANEOUS STATS

	2024	CAREER GAMES
5+ Strikeouts	--	--
10+ Strikeouts	--	--
2 or Fewer Hits Allowed	--	--
Longest Scoreless Innings Stretch	--	--
Wins in a Row*	--	--

\*no decisions do not break a streak

\*\*designates as current

### MILLER'S GAME-BY-GAME PITCHING STATS

DATE	OPP	GS	IP	H	R	ER	BB	SO	2B	3B	HR	WP	BK	HBP	W/L	SV	ERA
TOTALS		0.0	0	0	0	0	0	0	0	0	0	0	0	0	-/-	0	0.00

### CAREER PITCHING STATS

YEAR	ERA	W-L	APP	GS	CG	SHO	SV	IP	H	R	ER	BB	SO	BF	B/AVG	WP	HBP
2023								DNP									
2024	0.00	0-0	0	0	0	0	0	0.0	0	0	0	0	0	0	.000	0	0
TOTAL	0.00	0-0	0	0	0	0	0	0.0	0	0	0	0	0	0	.000	0	0



## PITCHING STAFF PROFILES

# 20 WILL PASSEAU

RHP | R/R | JR. | 6-2 | 215  
MOBILE, ALA. / ST. PAUL'S EPISCOPAL SCHOOL / PEARL RIVER CC

### QUICK HITS

- Ended the 2022-23 season with a career best 2.26 ERA^
- Totalled 87 punchouts in 67.2 innings pitched in the 2022-23 season^

### SINGLE GAME CAREER HIGHS

Innings	--	--
Strikeouts	--	--
Walks	--	--

### MISCELLANEOUS STATS

	2024	CAREER GAMES
5+ Strikeouts	--	--
10+ Strikeouts	--	--
2 or Fewer Hits Allowed	--	--
Longest Scoreless Innings Stretch	--	--
Wins in a Row*	--	--
*no decisions do not break a streak		
**designates as current		
^Pearl River CC		

### PASSEAU'S GAME-BY-GAME PITCHING STATS

DATE	OPP	GS	IP	H	R	ER	BB	SO	2B	3B	HR	WP	BK	HBP	W/L	SV	ERA
TOTALS		0.0	0	0	0	0	0	0	0	0	0	0	0	0	-/-	0	0.00

### CAREER PITCHING STATS

YEAR	ERA	W-L	APP	GS	CG	SHO	SV	IP	H	R	ER	BB	SO	BF	B/AVG	WP	HBP
2024	0.00	0-0	0	0	0	0	0	0.0	0	0	0	0	0	0	.000	0	0
TOTAL	0.00	0-0	0	0	0	0	0	0.0	0	0	0	0	0	0	.000	0	0

# 21 COLBY HOLCOMBE

RHP | R/R | JR. | 6-6 | 250  
FLORENCE, ALA. / CENTRAL HS / NE MISSISSIPPI CC

### QUICK HITS

- Tallied eight strikeouts against South Carolina on Mar. 30, a season-high, in 2023
- Third on the team with 49 strikeouts in 2023
- Held opponents to a .228 batting average in 2023
- Sixth on the team for most innings pitched (36.0) in 2023

### SINGLE GAME CAREER HIGHS

Innings	4.1	vs. Arkansas (5/6/23)
Strikeouts	8	vs. South Carolina (3/30/23)
Walks	6	vs. South Carolina (3/30/23)

### MISCELLANEOUS STATS

	2024	CAREER GAMES
5+ Strikeouts	--	5
10+ Strikeouts	--	--
2 or Fewer Hits Allowed	2	16
Longest Scoreless Innings Stretch	--	4.1
Wins in a Row*	--	1
*no decisions do not break a streak		
**designates as current		

### HOLCOMBE'S GAME-BY-GAME PITCHING STATS

DATE	OPP	GS	IP	H	R	ER	BB	SO	2B	3B	HR	WP	BK	HBP	W/L	SV	ERA
2/17	Air Force	1.0	0	2	2	3	1	0	0	0	0	0	0	1	0/1	0	18.00
2/21	Austn Peay	2.1	1	1	1	1	2	0	0	1	0	0	0	0	0/0	0	3.66
2/27	Jackson State	*	1.1	3	5	5	2	2	0	0	1	0	0	0	0/0	0	33.75
TOTALS		4.2	4	8	8	6	5	0	0	2	0	0	0	1	0/1	0	15.43

### CAREER PITCHING STATS

YEAR	ERA	W-L	APP	GS	CG	SHO	SV	IP	H	R	ER	BB	SO	BF	B/AVG	WP	HBP
2023	8.25	2-2	18	3	0	0	0	36.0	31	38	33	42	49	185	.228	3	3
2024	15.43	0-1	3	1	0	0	0	4.2	4	8	8	6	5	25	.235	0	1
TOTAL	9.07	2-3	21	4	0	0	0	40.2	35	46	41	48	54	210	.229	3	4





## PITCHING STAFF PROFILES

# 25 NATE DOHM

RHP | R/R | SO. | 6-4 | 210  
ZIONSVILLE, IND. / ZIONSVILLE HS / BALL STATE

### QUICK HITS

- Earned the opening day start for the Dawgs in 2024
- 2023 Frisco Classic All-Tournament selection
- Earned his first start of the season against Vanderbilt on March 26, 2023
- Led the 2023 Diamond Dawgs in wins (6)
- Put together a 6-4 record and two saves on the season, the saves were tied for a team-high, in 2023
- Tallied 49 strikeouts and just 12 walks, in 2023

### SINGLE GAME CAREER HIGHS

Innings	7.0	vs. Miami (5/21/22)*
Strikeouts	13	vs. Miami (5/21/22)*
Walks	4	vs. Central Michigan (5/28/22)*

\*Career-highs from Ball State

### MISCELLANEOUS STATS

	2024	CAREER GAMES
5+ Strikeouts	1	7
10+ Strikeouts	1	2
2 or Fewer Hits Allowed	--	19
Longest Scoreless Innings Stretch	--	9.0
Wins in a Row*	1**	3

\*no decisions do not break a streak

\*\*designates as current

### DOHM'S GAME-BY-GAME PITCHING STATS

DATE	OPP	GS	IP	H	R	ER	BB	SO	2B	3B	HR	WP	BK	HBP	W/L	SV	ERA
2/16	Air Force	*	4.0	6	2	1	2	4	2	0	0	1	0	0	0/0	0	2.25
2/23	Ga. Southern	*	6.2	4	0	0	1	10	0	0	0	0	0	0	1/0	0	0.00
TOTALS			10.2	10	2	1	3	14	2	0	0	1	0	0	1/0	0	0.84

### CAREER PITCHING STATS

YEAR	ERA	W-L	APP	GS	CG	SHO	SV	IP	H	R	ER	BB	SO	BF	B/AVG	WP	HBP
2022*	5.71	4-3	15	3	1	0	2	41.0	32	29	26	26	56	182	.218	7	5
2023	4.07	6-4	17	2	0	0	2	41.0	42	28	19	12	49	186	.258	5	6
2024	0.84	1-0	2	2	0	0	0	10.2	10	2	1	3	14	44	.244	1	0
TOTAL	4.46	11-7	34	7	1	0	4	92.2	84	59	46	41	119	412	.240	13	11

\* Statistics from Ball State

# 26 TYSON HARDIN

RHP | R/R | SO. | 6-2 | 185  
DOVER, FLA. / STRAWBERRY CREST HS / DAYTON STATE COLLEGE

### QUICK HITS

- Pitched 19.2 innings collecting 25 strikeouts on during the 2023 season
- Made Bulldog debut against VMI on Feb. 17, 2023

### SINGLE GAME CAREER HIGHS

Innings	2.2	vs. Austin Peay (2/21/24)
Strikeouts	3	vs. Austin Peay (2/21/24)
Walks	2	vs. Vanderbilt (3/24/23)

### MISCELLANEOUS STATS

	2024	CAREER GAMES
5+ Strikeouts	--	--
10+ Strikeouts	--	--
2 or Fewer Hits Allowed	1	8
Longest Scoreless Innings Stretch	--	4.0
Wins in a Row*	--	--

\*no decisions do not break a streak

\*\*designates as current

### HARDIN'S GAME-BY-GAME PITCHING STATS

DATE	OPP	GS	IP	H	R	ER	BB	SO	2B	3B	HR	WP	BK	HBP	W/L	SV	ERA
2/18	Air Force		1.0	2	1	0	0	0	0	0	0	1	0	0	1/0	0	0.00
2/21	Austin Peay	*	2.2	4	4	4	1	3	1	0	0	0	0	0	0/0	0	13.50
2/24	Ga. Southern		1.2	3	2	2	0	0	1	0	0	0	0	0	0/0	0	10.80
TOTALS			5.1	9	7	6	1	3	2	0	0	1	0	0	1/0	0	10.13

### CAREER PITCHING STATS

YEAR	ERA	W-L	APP	GS	CG	SHO	SV	IP	H	R	ER	BB	SO	BF	B/AVG	WP	HBP
2023	12.81	0-0	15	0	0	0	0	19.2	40	29	28	11	25	112	.412	5	1
2024	10.13	1-0	3	1	0	0	0	5.1	9	7	6	1	3	27	.450	1	0
TOTAL	12.24	1-0	18	1	0	0	0	25.0	49	36	34	14	26	139	.419	6	1



PITCHING STAFF PROFILES

27 GAVIN BLACK

RHP | L/R | SO. | 6-0 | 195  
BOGART, GA / NW FLORIDA STATE COLLEGE

QUICK HITS

SINGLE GAME CAREER HIGHS

Innings	1.0	Air Force (2/18/24)
Strikeouts	3	Austin Peay (2/21/24)
Walks	1	Air Force (2/18/24)

MISCELLANEOUS STATS

	2024	CAREER GAMES
5+ Strikeouts	--	--
10+ Strikeouts	--	--
2 or Fewer Hits Allowed	3	3
Longest Scoreless Innings Stretch	--	--
Wins in a Row*	--	--

\*no decisions do not break a streak  
\*\*designates as current

BLACK'S GAME-BY-GAME PITCHING STATS

DATE	OPP	GS	IP	H	R	ER	BB	SO	2B	3B	HR	WP	BK	HBP	W/L	SV	ERA
2/18	Air Force	1.0	0	0	0	1	3	0	0	0	0	0	0	0	0/0	0	0.00
2/21	Austin Peay	1.1	1	0	0	0	2	0	0	0	0	0	0	0	0/0	0	0.00
2/23	Ga. Southern	1.1	2	1	1	0	3	0	0	1	0	0	0	0	0/0	0	6.75
TOTALS		3.2	1	0	0	1	5	0	0	0	0	0	0	0	0/0	0	2.45

CAREER PITCHING STATS

YEAR	ERA	W-L	APP	GS	CG	SHO	SV	IP	H	R	ER	BB	SO	BF	B/AVG	WP	HBP
2024	2.45	0-0	3	0	0	0	0	3.2	3	1	1	1	8	15	.214	0	0
TOTAL	2.45	0-0	3	0	0	0	0	3.2	3	1	1	1	8	15	.214	0	0

28 GAGE HALEY

RHP | R/R | FR. | 6-5 | 270  
SOUTHAVEN, MISS / LEWISBURG HS

QUICK HITS

SINGLE GAME CAREER HIGHS

Innings	--	--
Strikeouts	--	--
Walks	--	--

MISCELLANEOUS STATS

	2024	CAREER GAMES
5+ Strikeouts	--	--
10+ Strikeouts	--	--
2 or Fewer Hits Allowed	--	--
Longest Scoreless Innings Stretch	--	--
Wins in a Row*	--	--

\*no decisions do not break a streak  
\*\*designates as current

HALEY'S GAME-BY-GAME PITCHING STATS

DATE	OPP	GS	IP	H	R	ER	BB	SO	2B	3B	HR	WP	BK	HBP	W/L	SV	ERA
TOTALS		0.0	0	0	0	0	0	0	0	0	0	0	0	0	-/-	0	0.00

CAREER PITCHING STATS

YEAR	ERA	W-L	APP	GS	CG	SHO	SV	IP	H	R	ER	BB	SO	BF	B/AVG	WP	HBP
2024	0.00	0-0	0	0	0	0	0	0.0	0	0	0	0	0	0	.000	0	0
TOTAL	0.00	0-0	0	0	0	0	0	0.0	0	0	0	0	0	0	.000	0	0



## PITCHING STAFF PROFILES

# 29 NATE WILLIAMS

RHP | R/R | SO. | 6-3 | 230  
ACWORTH, GA. / NORTH COBB HS / FLORENCE DARLINGTON CC

### QUICK HITS

- Missed the entire 2023 season

### SINGLE GAME CAREER HIGHS

Innings	--	--
Strikeouts	--	--
Walks	--	--

### MISCELLANEOUS STATS

	2024	CAREER GAMES
5+ Strikeouts	--	--
10+ Strikeouts	--	--
2 or Fewer Hits Allowed	--	--
Longest Scoreless Innings Stretch	--	--
Wins in a Row*	--	--

\*no decisions do not break a streak

\*\*designates as current

### WILLIAMS' GAME-BY-GAME PITCHING STATS

DATE	OPP	GS	IP	H	R	ER	BB	SO	2B	3B	HR	WP	BK	HBP	W/L	SV	ERA
TOTALS		0.0	0	0	0	0	0	0	0	0	0	0	0	0	-/-	0	0.00

### CAREER PITCHING STATS

YEAR	ERA	W-L	APP	GS	CG	SHO	SV	IP	H	R	ER	BB	SO	BF	B/AVG	WP	HBP
2023								DNP									
2024	0.00	0-0	0	0	0	0	0	0.0	0	0	0	0	0	0	.000	0	0
TOTAL	0.00	0-0	0	0	0	0	0	0.0	0	0	0	0	0	0	.000	0	0

# 30 BRADLEY LOFTIN

LHP | L/L | FR. | 6-3 | 197  
SOUTHAVEN, MISS. / DESOTO CENTRAL HS

### QUICK HITS

- Collected two wins in a row dating back to 2023
- Earned a 2-1 record in 26.1 innings pitched in 2023
- During 2023, limited opponents to a .146 batting average
- Grabbed first career win on March 7, 2023, against Valparaiso

### SINGLE GAME CAREER HIGHS

Innings	6.0	vs. Valparaiso (3/3/23)
Strikeouts	11	vs. Valparaiso (3/3/23)
Walks	6	vs. Alabama (4/7/23)

### MISCELLANEOUS STATS

	2024	CAREER GAMES
5+ Strikeouts	--	5
10+ Strikeouts	--	1
2 or Fewer Hits Allowed	1	6
Longest Scoreless Innings Stretch	--	8.0
Wins in a Row*	--	2

\*no decisions do not break a streak

\*\*designates as current

### LOFTIN'S GAME-BY-GAME PITCHING STATS

DATE	OPP	GS	IP	H	R	ER	BB	SO	2B	3B	HR	WP	BK	HBP	W/L	SV	ERA
2/27	Jackson State	2.0	2	1	1	0	2	1	0	1	1	0	1	0/0	0	4.50	
TOTALS		2.0	2	1	1	0	2	1	0	1	1	0	1	0/0	0	4.50	

### CAREER PITCHING STATS

YEAR	ERA	W-L	APP	GS	CG	SHO	SV	IP	H	R	ER	BB	SO	BF	B/AVG	WP	HBP
2023	3.08	2-1	7	5	0	0	0	26.1	13	12	9	28	43	122	.146	4	3
2024	4.50	0-0	1	0	0	0	0	2.0	2	1	1	0	2	9	.250	1	1
TOTAL	3.18	2-1	8	5	0	0	0	28.1	15	13	10	28	45	131	.155	5	4



## PITCHING STAFF PROFILES

# 31 KARSON LIGON

RHP | R/R | JR. | 6-1 | 210  
SARASOTA, FLA. / RIVER VIEW HS / MIAMI

### QUICK HITS

- 2023 ACC Pitched of the Week (4/3)
- 2022 ACC All-Freshman Team at Miami (Fla.)

### SINGLE GAME CAREER HIGHS

Innings	8.0	vs. Florida State (3/31/23)*
Strikeouts	8	vs. Pittsburgh (4/23/22)*
Walks	5	vs. Duke (4/2/22)*

\*Career-highs from Miami

### MISCELLANEOUS STATS

	2024	CAREER GAMES
5+ Strikeouts	--	11
10+ Strikeouts	--	--
2 or Fewer Hits Allowed	1	4
Longest Scoreless Innings Stretch	--	8.0
Wins in a Row*	--	3

\*no decisions do not break a streak

\*\*designates as current

### LIGON'S GAME-BY-GAME PITCHING STATS

DATE	OPP	GS	IP	H	R	ER	BB	SO	2B	3B	HR	WP	BK	HBP	W/L	SV	ERA
2/18	Air Force	1.0	1	0	0	0	1	0	0	0	0	0	0	0	0/0	0	0.00
2/21	Austin Peay	0.1	3	3	3	0	1	0	0	2	0	0	0	0	0/0	0	81.00
2/24	Ga. Southern	2.2	2	2	1	2	3	0	0	1	0	0	2	0	0/0	0	3.37
TOTALS		4.0	6	5	4	2	5	0	0	3	0	0	2	0	0/0	0	9.00

### CAREER PITCHING STATS

YEAR	ERA	W-L	APP	GS	CG	SHO	SV	IP	H	R	ER	BB	SO	BF	B/AVG	WP	HBP
2022*	4.90	6-6	16	15	0	0	0	75.1	82	47	41	32	67	346	.264	5	10
2023*	4.80	3-2	10	10	0	2	0	50.2	44	30	27	20	37	222	.237	2	9
2024	9.00	0-0	3	0	0	0	0	4.0	6	5	4	2	5	22	.333	0	2
TOTAL	4.98	9-8	29	25	0	2	0	130.0	132	82	72	54	109	590	.278	7	21

\*Statistics from Miami

# 45 TYLER DAVIS

LHP | L/L | JR. | 6-2 | 210  
NEWPORT NEWS, VA. / MENCHVILLE HS / VCU

### QUICK HITS

- Has one win in a row dating back to 2023
- Pitched 22.2 innings and struck out 21
- Picked up his single victory of the season against Lipscomb on March 11, 2023

### SINGLE GAME CAREER HIGHS

Innings	6.0	vs. George Mason (4/2/22)*
Strikeouts	7	vs. Dayton (4/29/22)*
Walks	4	vs. Davidson (5/27/22)*

\*Career-highs from VCU

### MISCELLANEOUS STATS

	2024	CAREER GAMES
5+ Strikeouts	--	10
10+ Strikeouts	--	--
2 or Fewer Hits Allowed	--	17
Longest Scoreless Innings Stretch	--	14
Wins in a Row*	--	4

\*no decisions do not break a streak

\*\*designates as current

### DAVIS' GAME-BY-GAME PITCHING STATS

DATE	OPP	GS	IP	H	R	ER	BB	SO	2B	3B	HR	WP	BK	HBP	W/L	SV	ERA
2/16	Air Force	1.0	1	0	0	0	2	1	0	0	0	0	0	0	1/0	0	0.00
2/18	Air Force	1.0	1	0	0	0	2	0	0	0	0	0	0	0	0/0	0	0.00
2/21	Austin Peay	0.2	3	1	1	0	1	1	0	0	0	0	0	0	0/0	0	13.50
2/25	Ga. Southern	1.0	1	0	0	1	1	0	0	0	0	0	0	0	0/0	0	0.00
TOTALS		3.2	6	1	1	0	6	2	0	0	0	0	0	0	1/0	0	2.45

### CAREER PITCHING STATS

YEAR	ERA	W-L	APP	GS	CG	SHO	SV	IP	H	R	ER	BB	SO	BF	B/AVG	WP	HBP
2021*	4.86	9-2	21	0	0	0	5	53.2	55	35	29	27	53	246	.267	1	6
2022*	3.60	5-3	17	15	0	0	0	60.0	47	26	24	21	63	255	.210	2	6
2023	9.13	1-0	14	0	0	0	0	22.2	31	26	23	21	21	123	.316	2	2
2024	2.45	1-0	4	0	0	0	0	3.2	6	1	1	1	6	18	.353	0	0
TOTAL	4.89	16-5	56	15	0	0	5	140.0	139	87	76	68	143	639	.286	5	14

\*Statistics from VCU



## PITCHING STAFF PROFILES

# 48 BROOKS AUGER

RHP | R/R | JR. | 6-5 | 205  
FARMERVILLE, LA. / CEDAR CREEK HS / HINDS CC

### QUICK HITS

- Did not pitch during the 2023 season

### SINGLE GAME CAREER HIGHS

Innings	3.1	vs. Arkansas (4/3/22)
Strikeouts	4	vs. Southern (3/23/22)
Walks	3	vs. Arkansas (4/3/22)

### MISCELLANEOUS STATS

	2024	CAREER GAMES
5+ Strikeouts	--	--
10+ Strikeouts	--	--
2 or Fewer Hits Allowed	4	4
Longest Scoreless Innings Stretch	--	12
Wins in a Row*	--	2

\*no decisions do not break a streak

\*\*designates as current

### AUGER'S GAME-BY-GAME PITCHING STATS

DATE	OPP	GS	IP	H	R	ER	BB	SO	2B	3B	HR	WP	BK	HBP	W/L	SV	ERA
2/17	Air Force	0.2	1	0	0	0	1	1	0	0	0	1	0	0	0/0	0	0.00
2/20	Austin Peay	2.2	1	0	0	0	0	3	0	0	0	0	0	0	0/0	0	0.00
2/23	Ga. Southern	1.0	0	0	0	0	0	2	0	0	0	0	0	0	0/0	0	0.00
2/25	Ga. Southern	1.0	1	0	0	1	1	0	0	0	0	0	0	0	0/0	0	0.00
TOTALS		5.1	3	0	0	1	7	0	0	0	0	1	0	0	0/0	0	0.00

### CAREER PITCHING STATS

YEAR	ERA	W-L	APP	GS	CG	SHO	SV	IP	H	R	ER	BB	SO	BF	B/AVG	WP	HBP
2022	3.05	2-0	16	0	0	0	0	20.2	16	10	7	12	27	90	.219	0	1
2023								DNP									
2024	0.00	0-0	4	0	0	0	0	5.1	3	0	0	2	7	20	.167	1	0
TOTAL	2.42	2-0	20	0	0	0	0	26.0	19	10	7	14	34	110	.193	1	1

# 50 JURRANGELO CIJNTJE

BHP | S/S | FR. | 5-11 | 170  
PEMBROKE PINES, FLA. / CHAMPAGNT CATHOLIC HS

### QUICK HITS

- Made collegiate debut on Feb. 19, 2023, against VMI
- Earned first start against ULM on Feb. 22, 2023
- Pitched 50 innings on the season, a team-high, during the 2023 season
- Led the team with 63 strikeouts last season
- Pitched a career-high six innings against Lipscomb on March 10, 2023
- Collected a career-high nine strikeouts against South Carolina on March 30, 2023

### SINGLE GAME CAREER HIGHS

Innings	6.0	vs. Lipscomb (3/10/23)
Strikeouts	9	vs. South Carolina (3/30/23)
Walks	5	vs. Alabama (4/7/23)

### MISCELLANEOUS STATS

	2024	CAREER GAMES
5+ Strikeouts	2	8
10+ Strikeouts	--	--
2 Or Fewer Hits Allowed	2	8
Longest Scoreless Innings Stretch	--	8.1
Wins in a Row*	1**	3

\*no decisions do not break a streak

\*\*designates as current

### CIJNTJE'S GAME-BY-GAME PITCHING STATS

DATE	OPP	GS	IP	H	R	ER	BB	SO	2B	3B	HR	WP	BK	HBP	W/L	SV	ERA
2/18	Air Force	*	4.0	2	1	1	2	8	0	0	0	0	0	1	0/0	0	2.25
2/25	Ga. Southern	*	5.0	1	1	1	2	7	0	0	0	0	0	2	1/0	0	1.80
TOTALS			9.0	3	2	2	4	15	0	0	0	0	0	3	1/0	0	2.00

### CAREER PITCHING STATS

YEAR	ERA	W-L	APP	GS	CG	SHO	SV	IP	H	R	ER	BB	SO	BF	B/AVG	WP	HBP
2023	8.10	3-5	14	13	0	0	0	50.0	44	48	45	34	63	238	.238	5	14
2024	2.00	1-0	2	2	0	0	0	9.0	3	2	2	4	15	36	.103	0	3
TOTAL	7.17	4-5	16	15	0	0	0	59.0	47	50	47	38	78	274	.220	5	17



PITCHING STAFF PROFILES

54 JUD FILES

RHP | R/R | FR. | 6-3 | 195  
PLANTERSVILLE, MISS. /MOOREVILLE HS

QUICK HITS

SINGLE GAME CAREER HIGHS

Innings	--	--
Strikeouts	--	--
Walks	--	--

MISCELLANEOUS STATS

	2024	CAREER GAMES
5+ Strikeouts	--	--
10+ Strikeouts	--	--
2 or Fewer Hits Allowed	--	--
Longest Scoreless Innings Stretch	--	--
Wins in a Row*	--	--

\*no decisions do not break a streak  
\*\*designates as current

FILES' GAME-BY-GAME PITCHING STATS

DATE	OPP	GS	IP	H	R	ER	BB	SO	2B	3B	HR	WP	BK	HBP	W/L	SV	ERA
TOTALS		0.0	0	0	0	0	0	0	0	0	0	0	0	0	-/-	0	0.00

CAREER PITCHING STATS

YEAR	ERA	W-L	APP	GS	CG	SHO	SV	IP	H	R	ER	BB	SO	BF	B/AVG	WP	HBP
2024	0.00	0-0	0	0	0	0	0	0.0	0	0	0	0	0	0	.000	0	0
TOTAL	0.00	0-0	0	0	0	0	0	0.0	0	0	0	0	0	0	.000	0	0