



# MISSISSIPPI STATE BASEBALL

## 2021 NATIONAL CHAMPIONS

134 Seasons | 39 NCAA Tournament Appearances | 12 College World Series Appearances | 19 MLB First Round Draft Picks

### 2024 SCHEDULE & RESULTS

February (6-4)

	TV	TIME
16 AIR FORCE	SECN+	W, 8-4
17 AIR FORCE	SECN+	L, 3-2
18 AIR FORCE	SECN+	W, 10-2
20 AUSTIN PEAY	SECN+	L, 3-2
21 AUSTIN PEAY	SECN+	L, 13-10
23 GEORGIA SOUTHERN	SECN+	W, 5-1
24 GEORGIA SOUTHERN	SECN+	L, 11-4
25 GEORGIA SOUTHERN	SECN+	W, 10-2
27 JACKSON STATE	SECN+	W, 19-6 (7)
29 MOUNT ST. MARY'S	SECN+	W, 12-2

March (10-2)

2 MOUNT ST. MARY'S	SECN+	W, 7-2
2 MOUNT ST. MARY'S	SECN+	W, 6-0
5 vs. Southern Miss (1)	ESPN+	W, 5-4
8 EVANSVILLE	SECN+	W, 5-2
9 EVANSVILLE	SECN+	W, 8-3
10 EVANSVILLE	SECN+	W, 13-3 (8)
12 vs. South Alabama (2)	SECN+	L, 6-5
13 vs. New Orleans (2)	SECN+	W, 2-1 (11)
15 #2 LSU*	SECN+	W, 10-4
16 #2 LSU*	SECN	L, 9-8
17 #2 LSU*	SECN+	W, 15-5 (8)
19 MEMPHIS	SECN+	W, 17-9
21 at #7 Texas A&M*	ESPNU	6:30 p.m.
22 at #7 Texas A&M*	SECN+	6 p.m.
23 at #7 Texas A&M*	SECN+	2 p.m.
26 at Samford		6 p.m.
29 at Florida*	SECN+	5:30 p.m.
30 at Florida*	SECN+	5:30 p.m.
31 at Florida*	SECN+	12 p.m.

April (0-0)

2 CENTRAL ARKANSAS	SECN+	6 P.M.
5 GEORGIA*	SECN+	6 P.M.
6 GEORGIA*	SECN	7 P.M.
7 GEORGIA*	SECN+	1 P.M.
9 UAB	SECN+	6 P.M.
12 at Ole Miss*	SECN	7 p.m.
13 at Ole Miss*	ESPN2	7:30 p.m.
14 at Ole Miss*	SECN+	1:30 p.m.
16 ALCORN STATE	SECN+	6 P.M.
19 AUBURN*	SECN+	6 P.M.
20 AUBURN*	SECN	5 P.M.
21 AUBURN*	SECN+	1 P.M.
23 at Memphis	ESPN+	6 p.m.
26 at Vanderbilt*	SECN+	6 p.m.
27 at Vanderbilt*	SECN+	2 p.m.
28 at Vanderbilt*	SECN+	1 p.m.

May (0-0)

1 vs. Ole Miss (1)	ESPNU	6 p.m.
3 ALABAMA*	SECN+	6 P.M.
4 ALABAMA*	SECN+	2 P.M.
5 ALABAMA*	SECN+	1 P.M.
10 at Arkansas*	SECN+	6:30 p.m.
11 at Arkansas*	SECN+	6 p.m.
12 at Arkansas*	SECN	2 p.m.
14 NORTH ALABAMA	SECN+	6 P.M.
16 MISSOURI*	SECN+	6 P.M.
17 MISSOURI*	SECN+	6 P.M.
18 MISSOURI*	SECN+	2 P.M.

All times central and subject to change

HOME GAMES IN BOLD CAPS | \* - Southeastern Conference game

(1) - Trustmark Park; Pearl, Miss. | (2) - Shuckers Ballpark; Biloxi, Miss.

### THE MATCHUP

Mississippi State at Texas A&M

Blue Bell Park (Bryan-College Station, Texas)

	Thursday	Friday	Saturday
First Pitch:	6:32 p.m.	6:02 p.m.	2:02 p.m.
TV:	ESPNU	--	--
Internet Stream:	SECN+	SECN+	SECN+
Radio:	MSU Radio Network (96.1 FM locally)	MSU Radio Network (96.1 FM locally)	MSU Radio Network (96.1 FM locally)
Audio Stream:	HailState.com/OnDemand	HailState.com/OnDemand	HailState.com/OnDemand



### MISSISSIPPI STATE BULLDOGS

Record (SEC):	16-6 (2-1)	Head Coach:	Chris Lemonis
H/A/N:	13-5 / 0-0 / 2-1	Record at MSU (Yrs.):	183-99 (6th)
Streak:	W2	Career Record (Yrs.):	324-190-2 (10th)
Rankings:	Baseball America - 16 D1Baseball - 21, NCBWA - 24 Perfect Game - NR, USA Today - RV	First Year of Baseball:	1885
		Program Record:	2,823-1,660-29 (.628)



### TEXAS A&M AGGIES

Record (SEC):	18-2 (0-0)	Head Coach:	Jim Schlossnagle
H/A/N:	13-0 / 2-2 / 3-0	Record at A&M (Yrs.):	100-49 (3rd)
Streak:	L1	Career Record (Yrs.):	911-422 (23rd)
Rankings:	Baseball America - 10 D1Baseball - 7, NCBWA - 6 Perfect Game - 7, USA Today - 6	First Year of Baseball:	1894
		Program Record:	2,878-1,607-43 (.641)

### PITCHING PROBABLES

G1: Evan Siary - So. - RHP

App/GS: 5/2	Ks: 8
Record: 0-1	BBs: 2
IP: 9.0	Opp. Avg: .308
ERA: 6.00	

G2: Khal Stephen - Jr. - RHP

App/GS: 5/5	Ks: 27
Record: 2-2	BBs: 5
IP: 23.1	Opp. Avg: .239
ERA: 5.01	

G3: Jurrangel Cijntje - So. - BHP

App/GS: 5/5	Ks: 41
Record: 4-0	BBs: 16
IP: 26.2	Opp. Avg: .163
ERA: 2.70	

### IN & OUT

- On Thursday, Mississippi State hits the road for a three-game series with No. 7 Texas A&M at Blue Bell Park in Bryan-College Station, Texas. Thursday's night game will be televised on ESPNU, and Chris Cotter and Todd Walker will be on the call. MSU enters the weekend as the No. 21 ranked team in the nation following an SEC series victory over then-No. 2 LSU, while Texas A&M is ranked No. 7 after an SEC series loss to Florida. The Dawgs lead the all-time series between these two programs, 22-20, but the Aggies won last year's series in Starkville. Texas A&M faces off against Prairie View A&M on Wednesday before squaring off with the Dawgs.

- The offense has taken off over the last four games for the Dawgs. MSU is hitting .368 over its last four games, including .363 against LSU in the SEC Opener. The Diamond Dawgs have outscored its opponents 50-27 in the previous four games. MSU averages 12.5 runs per game, scoring 15 or more runs in two games during this stretch. The Bats have collected 57 hits, with 19 going for extra-base hits. Eight of those extra-base hits have been home runs, with Hunter Hines hitting three. Besides hitting for an average, the Dawgs have been getting on base, drawn 27 walks, and had five hit-by-pitches during this span. They hold an on-base percentage of .473 over this stretch. Leading the offensive attack for the Dawgs is Dakota Jordan, who ranks third nationally in RBIs (35) and seventh in home runs (11).

- Texas A&M is ranked 7th in the nation and will enter this weekend with an 18-2 and 1-2 in the conference. The Aggies play Prairie View A&M on Wednesday before playing the Dawgs. Texas A&M's offense has a .304 batting average and a .557 slugging percentage. The .304 average is the sixth best in the SEC and 50th best in the nation. The Aggies' pitching staff has collected a 2.65 ERA, the second-best ERA in the country. Evan Aschenbeck has a 0.87 ERA, the team's best in 20 2/3 innings pitched. Justin Lamkin follows with a 1.57 ERA, while Ryan Prager leads the team with four wins. Braden Montgomery has a batting average of .368, with Jackson Appel right behind with a .362 average. Texas A&M has hit 38 homers this season, with Jace LaViolette leading the team with 10. The 38 homers this season are the 17th most in the nation.



## PROGRAM QUICK FACTS

### School Information

Location	Starkville, Mississippi
Founded	1878
Enrollment	22,657
President	Dr. Mark E. Keenum
Faculty Representative	Dr. Brent Fountain
Director of Athletics	Zac Selmon
Twitter	@ZacSelmon
Affiliation	NCAA Division I
Conference	Southeastern - Western Division
Nickname	Bulldogs
Colors	Maroon and White

### Stadium

Name	Dudy Noble Field, Polk-DeMent Stadium
Capacity	15,000+
Field Dimensions	Left-330, Left Center-385, Center-400, Right Center-380, Right-305

### 2023 Team Information

Overall Record (SEC)	27-26 (9-21)
Home / Away / Neutral	16-14 / 6-10 / 5-2
Postseason	--
Lettermen Returning/Lost	20/15
Position Starters Returning/Lost	4/4
Pitchers Returning/Lost	15/8
2024 Newcomers	22 (14 Freshmen, 8 Transfers)

### Program Information

First Year of Baseball	1885 (134th season)
First Year in SEC	1933 (Charter Member)
All-Time Record (Win %)	2,823-1,660-29 (.628)
All-Time SEC Record (Win %)	999-875-3 (.533)
SEC Championships (Last)	11 (2016)
SEC Tournament Championships (Last)	7 (2012)
NCAA Tournaments (Last)	39 (2021)
NCAA Super Regionals (Last)	10 (2021)
College World Series (Last)	12 (2021)
National Championship (Last)	1 (2021)

## MEDIA INFORMATION

### BASEBALL MEDIA PORTAL

Mississippi State has created an online portal for media members covering the Bulldogs' baseball program. To access the portal, visit [hailst.at/BBMedia](http://hailst.at/BBMedia).

The Baseball Press Box Page of HailState.com will include links to media guides, quick facts, game notes, box scores, recaps, pool photography and team and staff headshots.

### PRESS BOX SERVICES

A complete NCAA box score and pertinent game facts are available to members of the working media following each game. Seats will be assigned. A pregame meal is served in the press box approximately one hour prior to each game.

The press box is equipped with high-speed internet and telephone access. It is also set up to accommodate television and team radio/video personnel.

### RADIO BROADCASTS

Dudy Noble Field houses radio lines to support home and visitor radio broadcasts. For more information on the phone lines, please contact Travis Rae in the Communications office.

### POSTGAME INTERVIEWS

Requested MSU players, along with head coach Chris Lemonis, will be available for a postgame media session in the Omaha Room approximately 20 minutes after home games. The Mississippi State locker room and team spaces are closed to the media.

### MSU PLAYER/COACH AVAILABILITY

Players and coaches will be made available to the media upon request. Those wishing to set up an interview must contact Travis Rae via phone or email at least 48 hours prior to the desired interview time. On gameday, players and coaches are only available postgame.

In most cases, players will be available for a brief time before or after practices which are typically scheduled on weekday afternoons.

Media members are NOT permitted to contact student-athletes on their own at any time. This includes phone, email, text or through social media platforms. Student-athletes' contact information will not be given out.

### PHOTOGRAPHERS / VIDEOGRAPHERS


A limited number of photographers and videographers will be permitted to shoot in the photo wells at each end of home and visiting dugouts. Those wishing to shoot a game must request access at least 24 hours before the game.

To access the SEC's media FTP, contact [licensing@xosdigital.com](mailto:licensing@xosdigital.com).

### CONTACT INFORMATION:

#### TRAVIS RAE Baseball

Office	(715) 205-0324
Email	<a href="mailto:TRAE@athletics.msstate.edu">TRAE@athletics.msstate.edu</a>
X	@TravisRae





## 2024 ROSTER

### NUMERICAL

#	Name	Pos.	B/T	Ht.	Wt.	CL/Exp.	Hometown/High School (Previous School)
2	Cam Schuelke	RHP	R/R	6-1	195	Sr./Jr.	Dorr, Mich. / Bryon Center HS (College of Central Florida)
3	David Mershon	INF	S/R	5-8	165	So./So.	Taylors, S.C. / Eastside HS
4	Mikhail Grant	RHP	R/R	6-3	215	Fr./Fr.	Stockbridge, Ga. / Georgia Premier Academy
5	Aaron Downs	INF/OF	R/R	6-0	210	Jr./Jr.	Pella, Iowa / Heritage Academy
6	Logan Forsythe	RHP	R/R	6-0	190	So./So.	D'Iberville, Miss. / D'Iberville HS
7	Connor Hujzak	INF/OF	R/R	6-2	200	Sr./Sr.	Goffstown, N.H. / Goffstown HS (VCU)
8	Amani Larry	INF	R/R	5-11	190	Sr./Sr.	Bossier City, La. / Parkway HS (New Orleans)
9	Pico Kohn	LHP	L/L	6-4	200	Jr./So.	Verbena, Ala. / Chilton County HS
10	Dylan Cupp	INF	R/R	6-1	200	Fr./Fr.	Cedartown Ga. / Cedartown HS
11	KK Clark	RHP	R/R	5-11	190	Fr./Fr.	Brandon, Miss. / Brandon HS
12	Evan Siary	RHP	R/R	6-1	190	So./So.	Columbus, Miss. / Starkville Academy
13	Nate Chester	INF	R/R	6-2	190	Jr./Jr.	Kansas City, Mo. / Liberty North HS (John A. Logan CC)
14	Khal Stephen	RHP	R/R	6-4	215	Jr./Jr.	Williamsport, Ind. / Seeger HS (Purdue)
15	Luke Dotson	INF/LHP	L/L	6-4	210	Fr./Fr.	Marietta Ga. / Mount Paran Christian
16	Cole Cheatham	LHP	L/L	6-3	200	Jr./Jr.	Ardmore, Ala. / Ardmore HS
17	Stone Simmons	RHP	R/R	6-4	235	Gr./Jr.	Houston, Texas / The Kinkaid School (Furman)
18	Johnny Long	C	R/R	5-11	190	Gr./Gr.	Naples, Fla. / Barron Collier HS (Pittsburgh)
19	Max Miller	LHP	L/L	6-1	205	So./So.	Vancleave, Miss. / Vancleave HS
20	Will Passeau	RHP	R/R	6-2	215	Jr./Jr.	Mobile, Ala. / St. Paul's Episcopal School (Pearl River CC)
21	Colby Holcombe	RHP	R/R	6-6	250	Jr./Jr.	Florence, Ala. / Central HS (Northeast Mississippi CC)
22	Ross Highfill	C	R/R	6-0	200	So./So.	Madison, Miss. / Madison Central HS
23	Jackson Owen	C	R/R	5-10	200	Jr./Jr.	Starkville, Miss. / Starkville HS (Northeast Mississippi CC)
24	Jace Norton	INF	R/R	6-3	190	Fr./Fr.	Auburn, Ala. / Auburn HS
25	Nate Dohm	RHP	R/R	6-4	210	Jr./Jr.	Zionsville, Ind. / Zionsville HS (Ball State)
26	Tyson Hardin	RHP	R/R	6-2	200	Jr./Jr.	Dover, Fla. / Strawberry Crest HS (Daytona State College)
27	Gavin Black	RHP	L/R	6-0	195	So./So.	Bogart, Ga. / North Oconee HS (Northwest Florida State College)
28	Gage Haley	RHP	R/R	6-7	265	Fr./Fr.	Southaven, Miss. / Lewisburgh HS
30	Bradley Loftin	LHP	L/L	6-3	195	So./So.	Southaven, Miss./DeSoto Central
31	Karson Ligon	RHP	R/R	6-1	210	Jr./Jr.	Sarasota, Fla. / River View HS (Miami (Fla.))
32	Michael O'Brien	OF	L/L	6-0	185	Fr./Fr.	River Ridge, La. / John Curtis Christian
33	Rives Reynolds	OF	R/R	5-11	175	Fr./Fr.	Flowood, Miss. / Jackson Prep
36	Nolan Stevens	INF/OF/LHP	L/L	6-3	210	Fr./Fr.	Elk Grove, Calif. / Franklin HS
37	Brett House	INF/OF	R/R	6-3	200	Fr./Fr.	Hoschton, Ga. / Cherokee Bluff HS
38	Bryce Chance	OF	R/R	5-10	180	Jr./So.	Ridgeland, Miss. / Madison-Ridgeland Academy
40	Logan Kohler	INF	L/R	6-1	195	Sr./Sr.	Little Elm, Texas / Little Elm HS (Memphis)
41	Ethan Pulliam	INF/OF	R/R	6-1	190	Fr./Fr.	Starkville, Miss. / Starkville HS
42	Dakota Jordan	OF	R/R	6-0	220	So./So.	Canton, Miss. / Jackson Academy
43	Steven Spalitta	INF/C	L/R	5-10	185	Fr./Fr.	Mandeville, La. / Fontain Bleau HS
44	Hunter Hines	INF/OF	L/R	6-3	210	Jr./Jr.	Madison, Miss. / Madison Central HS
45	Tyler Davis	LHP	L/L	6-2	210	Sr./Sr.	Newport News, Va. / Menchville HS (VCU)
46	Jackson McKenzie	INF/OF/LHP	L/L	6-1	215	Fr./Fr.	Pace, Fla. / Pace HS
48	Brooks Auger	RHP	R/R	6-5	215	Sr./Jr.	Farmerville, La. / Cedar Creek HS (Hinds CC)
50	Jurrangelo Cijntje	BHP	S/S	5-11	170	So./So.	Pembroke Pines, Fla./Champagnat Catholic
55	Joe Powell	C	R/R	5-10	185	Sr./Sr.	Mason, Ohio / Mason HS (Cincinnati)
--	Will Gibbs	RHP	R/R	6-0	180	So./So.	Flowood, Miss. / Jackson Prep

### COACHING / SUPPORT STAFF

Chris Lemonis - Head Coach (Sixth Season at Mississippi State, 10th Overall; The Citadel, 1992)

Jake Gautreau - Assistant Coach (Seventh Season; Tulane, 2011)

Justin Parker - Assistant Coach (First Season; Wright State, 2012)

Kyle Cheesebrough - Assistant Coach (Sixth Season; Louisville, 2010)

Roger Rodeheaver - Director of Operations (Sixth Season; Indiana, 2010)

Blake Loper - Coordinator of Operations (Third Season; Mississippi State, 2020)

Bobby Austin - Coordinator of Player Development (Fourth Season; NC State, 2019)

Scott Shipman - Strength and Conditioning Coach (Second Season; Augusta University, 2013)

Jason Wire - Associate Athletic Trainer (14th Season; St. Cloud State, 2006)

## ROSTER BREAKDOWN

### BY POSITION

**RHP – 16** (Auger, Black, Clark, Dohm, Forsythe, Gibbs, Grant, Haley, Hardin, Holcombe, Ligon, Passeau, Schuelke, Siary, Simmons, Stephen)

**LHP – 8** (Cheatham, Davis, Dotson, Kohn, Loftin, McKenzie, Miller, Stevens)

**INF – 15** (Chester, Cupp, Dotson, Downs, Hines, House, Hujzak, Kohler, Mershon, Miller, Siary)

**OF – 11** (Chance, Downs, Hines, House, Hujzak, Jordan, McKenzie, O'Brien, Pulliam, Reynolds, Stevens)

**C – 5** (Highfill, Long, Owen, Powell, Spalitta)

**BHP – 1** (Cijntje)

### BY CLASS

**FRESHMEN – 13** (Clark, Cupp, Dotson, Grant, Haley, House, McKenzie, Norton, O'Brien, Pulliam, Reynolds, Spalitta, Stevens)

**SOPHOMORES – 10** (Black, Cijntje, Forsythe, Gibbs, Highfill, Jordan, Loftin, Mershon, Miller, Siary)

**JUNIORS – 13** (Chance, Cheatham, Chester, Dohm, Downs, Hardin, Hines, Holcombe, Kohn, Ligon, Owen, Passeau, Stephen)

**SENIORS – 7** (Auger, Davis, Hujzak, Kohler, Larry, Powell, Schuelke)

**GRADUATES – 2** (Long, Simmons)

### BY EXPERIENCE

**FRESHMEN – 13** (Clark, Cupp, Dotson, Grant, Haley, House, McKenzie, Norton, O'Brien, Pulliam, Reynolds, Spalitta, Stevens)

**SOPHOMORES – 12** (Black, Chance, Cijntje, Forsythe, Gibbs, Highfill, Jordan, Kohn, Loftin, Mershon, Miller, Siary)

**JUNIORS – 14** (Auger, Cheatham, Chester, Dohm, Downs, Hardin, Hines, Holcombe, Ligon, Owen, Passeau, Schuelke, Simmons, Stephen)

**SENIORS – 4** (Davis, Hujzak, Kohler, Larry)

### BY STATE

**MISSISSIPPI – 14** (Chance, Clark, Forsythe, Gibbs, Haley, Highfill, Hines, Jordan, Loftin, Miller, Owen, Pulliam, Reynolds, Siary)

**GEORGIA – 5** (Black, Cupp, Dotson, Grant, House)

**ALABAMA – 5** (Cheatham, Holcombe, Kohn, Norton, Passeau)

**FLORIDA – 5** (Cijntje, Hardin, Ligon, Long, McKenzie)

**LOUISIANA – 4** (Auger, Larry, O'Brien, Spalitta)

**INDIANA – 2** (Dohm, Stephen)

**TEXAS – 2** (Kohler, Simmons)

**CALIFORNIA – 1** (Stevens)

**IOWA – 1** (Downs)

**MICHIGAN – 1** (Schuelke)

**MISSOURI – 1** (Chester)

**NEW HAMPSHIRE – 1** (Hujzak)

**SOUTH CAROLINA – 1** (Mershon)

**VIRGINIA – 1** (Davis)

## PRONUNCIATION GUIDE

Jurrangelo Cijntje	SAIN-ja
Nate Dohm	Dome
Jake Gautreau	Go-TRO (long o)
Connor Hujzak	hi-Zack
Pico Kohn	Konn
Chris Lemonis	Luh-MOE-niss
Karson Ligon	LIG-in
Rives Reynolds	REEVES
Cam Schulke	Shul-key
Evan Siary	Sea-air-EE
Steven Spalitta	Spuh-lee-tuh
Kahl Stephn	Cal





## PROJECTED STARTERS

2024 statistics listed | Probable starters based on previous games

Pos.	Name	Elg.	B/T	Ht./Wt.	Avg.	R	H	RBI	Notes
C	Johnny Long	Sr.	R/R	6-0/190	.243	10	9	5	Has a hit in three of the last four games he has appeared in; Is hitting .286 over the last five games
1B	Hunter Hines	Jr.	L/R	6-3/210	.274	17	26	21	Has hit 42 career-home runs for the Dawgs, the tenth most in program history; Second on team with 21 RBIs
2B	Amani Larry	Sr.	R/R	5-11/190	.318	22	27	14	Has eight multi-hit games this season, the second most on the team; Has an on-base percentage of .455 on the season
SS	David Mershon	So.	S/R	5-8/165	.380	21	27	16	Had a three hit game against Memphis on Tuesday; Has seven multi-hit games for the Dawgs this season, including a four hit game earlier this season
3B	Logan Kohler	Sr.	L/R	6-1/195	.242	13	15	9	Hitting .273 with two doubles over the last five games; has an on-base percentage of .407 on the season
LF	Aaron Downs	Jr.	R/R	6-0/210	.400	8	14	7	Hitting .500 over the past five games; Has an on-base percentage of .545 over the last five games
CF	Connor Hujak	Sr.	R/R	6-2/200	.366	25	26	20	Has the third best batting average on the team with a .366 average; Hit his second home run of the season on Tuesday night
RF	Dakota Jordan	So.	R/R	6-0/220	.418	28	33	35	Leads the team with 11 home runs, seventh most in the nation; Is third in the nation with 35 RBIs; Hitting .412 over last five games
DH	Bryce Chance	So.	R/R	5-10/180	.250	12	17	17	Hit is second homer of the season against LSU on Saturday; Hitting .357 over the last five games; Has the fourth


## CAREER SITUATIONAL STATISTICS

### Runners On Base (H-AB)

Name	'21	'22	'23	'24	Total	Avg.
Chance, Bryce	--	--	21-55	10-38	31-93	.333
Chester, Nate	--	--	3-8	0-6	3-14	.214
Cupp, Dylan	--	--	--	10-35	10-35	.285
Downs, Aaron	--	2-14	4-15	8-19	14-48	.291
Highfill, Ross	--	--	14-66	1-6	15-72	.208
Hines, Hunter	--	40-112	38-108	15-59	93-279	.333
Hujak, Conner	--	--	4-23	17-41	21-64	.328
Jordan, Dakota	--	--	28-79	22-53	50-132	.379
Kohler, Logan	--	--	--	12-34	12-34	.353
Larry, Amani	--	--	19-77	10-36	29-113	.256
Long, Johnny	--	--	--	5-19	5-19	.263
McKenzie, Jackson	--	--	--	0-6	0-6	.000
Mershon, David	--	--	10-33	15-39	25-72	.347
Powell, Joe	--	--	--	3-12	3-12	.250
Pulliam, Ethan	--	--	--	0-1	0-1	.000
Spalitta, Steven	--	--	--	0-1	0-1	.000
Stevens, Nolan	--	--	--	4-6	4-6	.666
TOTAL					315-1001	.314

### Runners in Scoring Position (H-AB)

Name	'21	'22	'23	'24	Total	Avg.
Chance, Bryce	--	--	15-36	6-27	21-63	.333
Chester, Nate	--	--	2-6	0-4	2-10	.200
Cupp, Dylan	--	--	--	9-21	9-21	.429
Downs, Aaron	--	1-8	1-7	7-12	9-27	.333
Highfill, Ross	--	--	9-41	0-3	9-44	.204
Hines, Hunter	--	20-60	23-74	10-38	53-172	.308
Hujak, Connor	--	--	2-14	11-27	13-41	.317
Jordan, Dakota	--	--	21-56	15-35	36-91	.396
Kohler, Logan	--	--	--	7-21	7-21	.333
Larry, Amani	--	--	11-43	9-22	20-65	.308
Long, Johnny	--	--	--	4-12	4-12	.333
McKenzie, Jackson	--	--	--	0-6	0-6	.000
Mershon, David	--	--	7-25	9-22	16-47	.340
Powell, Joe	--	--	--	2-7	2-7	.285
Pulliam, Ethan	--	--	--	0-1	0-1	.000
Spalitta, Steven	--	--	--	0-1	0-1	.000
Stevens, Nolan	--	--	--	1-1	1-1	1.000
TOTAL					202-630	.320



## TEAM STATISTICAL RANKINGS



NCAA Category	Rank	Rank
<b>Batting</b>		
Base on Balls	18	3
Batting Average	42	50
Doubles	34	77
Doubles Per Game	69	83
Hit By Pitch	131	131
Hits	21	63
Home Runs	105	17
Home Runs Per Game	145	19
On Base Percentage	40	6
Runs Scored	30	23
Sacrifice Bunts	25	251
Sacrifice Flies	110	230
Scoring	60	24
Slugging Percentage	84	22
Stolen Bases	86	150
Stolen Bases Per Game	127	163
Triples	110	37
Triples Per Game	157	46

### Pitching

Earned Run Average	31	2
Hit Batters	267	227
Hits Allowed Per 9 Inn.	22	9
Shutouts	53	1
Strikeout-to-Walk Ratio	14	2
Strikeouts Per 9 Innings	12	4
WHIP	22	3
Walks Allowed Per 9 Inn.	46	6

### Miscellaneous

Double Plays Turned	168	249
Double Plays Per Game	220	259
Fielding Percentage	29	4
Triple Plays	--	--
W-L Percentage	35	2

National statistical rankings listed above will be updated prior to each weekend series and midweek games.

## SERIES HISTORY


Series History	22-20
MSU Streak	L2
First Meeting	April 26, 1907, MSU, W, 3-0
Last Meeting	May 20, 2023, A&M, 15-10
Last MSU Win	May 18, 2023, 10-8
Last A&M Win	May 20, 2023, 15-10

### Last 5 Meetings

5/20/23	at Mississippi State	L, 15-10
5/19/23	at Mississippi State	L, 6-4
5/18/23	at Mississippi State	W, 10-8
5/15/22	at Texas A&M	L, 8-2
5/14/22	at Texas A&M	L, 9-6

# PITCHING PROBABLES

## GAME 1



### #12 Evan Siary

RHP

6-1 | 190 | Columbus, Miss. | Starkville Academy

**2024:** 0-1, 6.00 ERA, 5 G/5 GS, 9.0 IP, 12 H, 6 ER, 2 BB, 8 SO

**CAREER:** 1-3, 6.81 ERA, 19 G/5 GS, 37.0 IP, 47 H, 28 ER, 14 BB, 36 SO

#### 2024 SEASON

- Has started five career-games with his first start last season on Friday night at LSU
- Earned a start against Austin Peay on Feb. 20, 2024 and then-No. 2 LSU on March 15
- This marks his second weekend start of the season

## 2024 GAME LOG

DATE	OPP.	W-L	SCORE	IP	H	R	ER	HR	BB	K	ERA
2/16	Air Force	ND	8-4	2.0	3	2	2	1	0	1	9.00
2/20	Austin Peay	L	3-2	2.0	3	1	1	0	0	4	4.50
3/5	vs. Southern Miss	ND	5-4	1.0	0	0	0	0	0	2	0.00
3/9	Evansville	ND	8-3	1.0	1	0	0	0	0	0	0.00
3/15	#2 LSU	ND	10-4	3.0	5	3	3	2	2	1	9.00
<b>TOTALS</b>				<b>9.0</b>	<b>12</b>	<b>6</b>	<b>6</b>	<b>3</b>	<b>3</b>	<b>8</b>	<b>6.00</b>

## GAME 2



### #14 Khal Stephen

RHP

6-4 | 215 | Williamsport, Ind. | Seeger HS | Purdue

**2024:** 2-2, 5.01 ERA, 5 G/5 GS, 23.1 IP, 21 H, 13 ER, 5 BB, 27 SO

**CAREER:** 12-10, 5.95 ERA, 42 G/19 GS, 133.0 IP, 132 H, 88 ER, 53 BB, 131 SO

#### 2024 SEASON

- Made MSU debut on Feb. 17 against Air Force
- Recorded a career-high 11 Ks in his first outing of the season
- Voted the Golden Spikes Award Week 1 Performance of the Week for his performance against Air Force

## 2024 GAME LOG

DATE	OPP.	W-L	SCORE	IP	H	R	ER	HR	BB	K	ERA
2/17	Air Force	ND	2-3	7.0	3	1	1	1	0	11	1.29
2/24	Ga. Southern	L	11-4	2.1	6	7	7	0	1	3	27.00
3/2	Mount St. Mary's	W	7-2	6.0	6	0	0	0	1	9	0.00
3/9	Evansville	W	8-3	6.0	1	0	0	0	2	3	0.00
3/16	#2 LSU	L	9-8	2.0	5	5	5	3	1	1	22.50
<b>TOTALS</b>				<b>23.1</b>	<b>21</b>	<b>13</b>	<b>13</b>	<b>4</b>	<b>5</b>	<b>27</b>	<b>5.01</b>

## GAME 3



### #50 Jurrangelo Cijntje

BHP

5-11 | 200 | Pembroke Pines, Fla. | Champagnat Catholic HS

**2024:** 4-0, 2.70 ERA, 5 G/5 GS, 26.2 IP, 15 H, 8 ER, 16 BB, 41 SO

**CAREER:** 7-5, 6.22 ERA, 19 G/18 GS, 76.2 IP, 59 H, 53 ER, 50 BB, 104 SO

#### 2024 SEASON

- Tallied career-highs in innings pitched (6.2) against Mount St. Mary's
- Tallied a career best 10 strikeouts against Mount St. Mary's (3/2) and Evansville (3/10)
- Led the Diamond Dawgs to the first shutout since June 30, 2021 on March 2
- Has the 15th best ERA (2.70) in the SEC
- Has the four most strikeouts in the SEC and 16th most in the nation with 41
- Opponents are hitting .163 against Cijntje

## 2024 GAME LOG

DATE	OPP.	W-L	SCORE	IP	H	R	ER	HR	BB	K	ERA
2/18	Air Force	ND	10-2	4.0	2	1	1	0	2	8	2.25
2/25	Ga. Southern	W	10-2	5.0	1	1	1	0	2	7	1.80
3/2	Mount St. Mary's	W	6-0	6.2	2	0	0	0	4	10	0.00
3/10	Evansville	W	13-3	6.0	5	3	3	1	3	10	4.50
3/17	#2 LSU	W	15-5	5.0	5	3	3	0	5	6	5.40
<b>TOTALS</b>				<b>26.2</b>	<b>15</b>	<b>8</b>	<b>8</b>	<b>1</b>	<b>16</b>	<b>41</b>	<b>2.70</b>

State



## MSU RECORD WHEN...

	OVERALL	SEC
Overall	16-6	2-1
vs. Top-5 Teams	2-1	2-1
vs. Top-10 Teams	0-0	0-0
vs. Top-25 Teams	0-0	0-0
Non-Conference	14-5	0-0
SEC	2-1	2-1
SEC East	0-0	0-0
SEC West	2-1	2-1
At Home	14-5	2-1
On the Road	0-0	0-0
At Neutral Sites	2-1	0-0
In Day Games	13-6	1-1
In Night Games	3-0	1-0
vs. Teams .500 Or Better	11-4	2-1
vs. Teams Worse Than .500	5-2	0-0
vs. Left-Handed Starter	7-4	0-1
vs. Right-Handed Starter	9-2	2-0
When Starter Receives Decision	9-3	1-1
When Reliever Receives Decision	7-3	1-0
When Starter Goes 5+ Innings	9-1	1-0
When Starter Goes <5 Innings	7-5	1-1
When Scoring First	13-2	2-0
When Opponent Scores First	3-4	0-1
When Leading After 6 Innings	13-2	2-0
When Trailing After 6 Innings	1-3	0-1
When Tied After 6 Innings	2-1	0-0
When Leading After 8 Innings	14-3	2-0
When Trailing After 8 Innings	0-3	0-1
When Tied After 8 Innings	1-0	0-0
In One-Run Games	2-4	0-1
In Two-Run Games	0-0	0-0
In 5+ Run Games	11-1	2-0
Weekend Series W-L-T	5-0	1-0
Series Sweeps/Times Swept	2/0	0/0
When Scoring 0-2 Runs	1-2	0-0
When Scoring 3-5 Runs	3-2	0-0
When Scoring 6-9 Runs	4-1	0-1
When Scoring 10+ Runs	8-1	2-0
Shutouts/Times Shut Out	1/0	0/0
In Extra Innings	1-0	0-0
When Opponent Scores 4 Runs Or Less	13-2	1-0
When Opponent Scores 5 Runs Or More	3-4	1-1
When Out-Hitting Opponent	13-2	2-0
When Out-Hit by Opponent	1-4	0-1
When Hits Are Equal	2-0	0-0
When Hitting A Home Run	12-3	2-1
When Opponent Hits A Home Run	9-5	2-1
When Errorless	9-3	1-1
When Committing One Error	3-3	1-0
When Committing 2+ Errors	5-0	0-0
When Opponent is Errorless	3-3	0-0
When Opponent Commits One Error	4-2	0-0
When Opponent Commits 2+ Errors	9-1	2-1
Game 1 of Weekend	5-0	1-0
Game 2 of Weekend	2-3	0-1
Game 3 of Weekend	5-0	1-0
Monday	0-0	0-0
Tuesday	3-2	0-0
Wednesday	1-1	0-0
Thursday	1-0	0-0
Friday	4-0	1-0
Saturday	3-3	0-1
Sunday	4-0	1-0

## SEC FRESHMAN OF THE WEEK - NOLAN STEVENS

- hman Nolan Stevens has been named SEC Freshman of the Week the conference office announced on Monday. Stevens becomes the first Dawg to win this award this season.
- A two-way player, Stevens helped the Dawgs on the mound and at the plate this week. He pitched a career-high 5 2/3 innings in Friday's win over No. 2 LSU. He picked up the win after he came in with the Bulldogs trailing 3-2.
- Stevens only allowed one hit in his outing and recorded a career-high eight strikeouts.
- Against New Orleans last Wednesday, Stevens hit his first collegiate home run that helped the Dawgs take down the Privateers. For the week, Stevens was 2-for-4 at the plate.

## DAWGS IN THE RANKINGS

- For the first time since the 2022 season, the Diamond Dawgs found themselves in three publications top 25 polls.
- The Diamond Dawgs came in at No. 21 by D1 Baseball, No. 16 by Baseball America and No. 24 in the NCBWA poll following a series victory over LSU.
- This is the first time since Week 2 of the 2022 season that the Bulldogs were ranked by Baseball America and since Week 4 for D1 Baseball.

## BIG GAME HUNTER

- Junior infielder/outfielder Hunter Hines enters the 2024 season as a Third Team Preseason All-American by Perfect Game.
- For his career, Hines has hit 42 home runs. The 42 home runs are the fourth most by an active player in the SEC. Tommy White (56), Jac Caglianone (47) and Braden Montgomery (44) are the only active players ahead of Hines. Hines and Montgomery will square off this weekend in SEC play.
- The 42 home runs are the seventh most by an active player in Division 1 baseball.
- The 42 home runs are the 10th most in a career at Mississippi State. He is seven homers away from moving into the top five at MSU.
- During the 2023 season, Hines hit 22 home runs, the sixth most in a single season history at State. He was the first 20+ homer player at MSU since Brent Rooker hit 23 in 2017.
- Besides hitting for power, Hines has driven in 134 runs and is 50 RBIs away from joining the career RBI mark at MSU.

## MSU CAREER HOME RUN LIST (6-10)

Rk.	Player	HRs
6.	Tracy Echols (1986-90)	47
7.	Richard Lee (1995-98)	46
8.	Tommy Raffo (1987-90)	45
9.	David Hayman (1993-96)	44
10.	Hunter Hines (2022-Present)	42

- D1 Baseball ranked the top 50 first basemen this season and Hines was ranked as the 8th best firstbasemen coming into the 2024 season.
- Hines was also ranked by Perfect Game as the 47th best junior. He was also on the Perfect Game Top 300 MLB Draft Board coming in at No. 104.

## SOPHOMORE ON THE RISE

- Dakota Jordan has shined this season for the Diamond Dawgs. He leads the team in batting average (.418), home runs (11) and RBIs (35).
- His 35 RBIs are the third most in the NCAA, only four behind that national leader. His homers are the seventh most in the NCAA this season and the second most in the SEC.
- Following a freshman season that saw Dakota Jordan show off his power by hitting tape measure homers, the sophomore is ready for his second season in the Maroon and White.
- On Feb. 9, Jordan was one of 55 players in the nation that were named to the Golden Spikes Award Preseason Watch List. The Golden

Spikes award to the best amateur baseball player in the nation.

- Jordan was named Third Team Preseason All-American by Baseball America.
- He was named SEC Co-Player of the Week on March 11th. This was his first SEC Player of the Week honor.
- He has been ranked the ninth best sophomore by Perfect Game and the 18th best outfielder by D1 Baseball.
- On Feb. 8, Jordan was named Second Team Preseason All-SEC as an outfielder. In conference only games last season, Jordan hit .333 with eight home runs and drove in 27 runs.
- He is ranked as the ninth best sophomore by Perfect Game, the 31st best Draft Prospect by Perfect Game and the 16th best MLB Draft Prospect by D1Baseball.
- He finished the 2023 season with the second best batting average (.307) and had 10 home runs.
- He had 47 hits last season, with 20 going for extra bases and finished third on the team with 40 RBIs.
- Following the 2023 season, Jordan received Freshman All-American honors by Perfect Game. This marked the eighth straight season a Mississippi State freshman had earned Freshman All-American accolades.
- Of his 10 home runs during his freshman season, four, were hit over 450 feet or farther.
- Last season, Jordan had a hitting streak of 12 games, this was the longest on the team during the 2023 season.

## FREE SHIRTS!

- Since his arrival at MSU, head coach Chris Lemonis has handed out a shirt to signify the top performance of each victory. Each shirt is numbered by victory and here is who they've went to:

Game	Student-Athlete, Position (# in 2024)
1	Bryce Chance, OF, (1)
2	Jurrangelo Cijntje, BHP, (1)
3	Nate Dohm, RHP, (1)
4	Bryce Chance, OF, (2)
5	Nolan Stevens, LHP/OF/IF, (1)
6	Nate Dohm, RHP, (2)
7	Khal Stephen, RHP, (1)
8	Jurrangelo Cijntje, BHP, (2)
9	Dakota Jordan, OF, (1)
10	Dakota Jordan, OF, (2)
11	Khal Stephen, RHP, (2)
12	Dylan Cupp, IF, (1)
13	Colby Holcombe, RHP, (1)
14	Nolan Stevens, LHP/OF/IF, (2)
15	Dakota Jordan, OF, (3)
16	Colby Holcombe, RHP, (2)

## OFFENSIVE EXPLOSION

- The offense has taken off over the last four games for the Dawgs. MSU is hitting .368 over its last four games, including .363 against LSU in the SEC Opener.
- The Diamond Dawgs have outscored its opponents 50-27 in the previous four games. MSU averages 12.5 runs per game, scoring 15 or more runs in two games during this stretch.
- The Bats have collected 57 hits, with 19 going for extra-base hits. Eight of those extra-base hits have been home runs, with Hunter Hines hitting three.
- Besides hitting for an average, the Dawgs have been getting on base, drawn 27 walks, and had five hit-by-pitches during this span.
- Three players, Connor Hujsak (.500), Aaron Downs (.474) and Dakota Jordan (.429) are hitting over .400 over the last four games.
- Twelve different Diamond Dawgs have a hit during this span.
- During the 2024 season, Mississippi State has scored 10 or more runs nine times and hold a record of 8-1 when scoring 10 or more runs. MSU has three games this season with 15 or more runs.

## BEST FANS IN THE LAND

- Mississippi State has the **BEST** fans in collegiate baseball, which showed during the 2023 season. The trend has continued opening the 2024 season, as State is averaging 10,518 fans per game, the most in the NCAA.
- The SEC holds the top four spots for average attendance to open the 2024 season.
- For Super Bulldog Weekend, the Dawgs three-game attendance was 43,986, averaging 14,662 per game.
- Over Super Bulldog Weekend, the Dawgs set the NCAA On-Campus Attendance Record as The Dude saw 16,423 fans into the stadium—when the Diamond Dawgs took on Ole Miss on April 15, 2023.
- The Dawgs hold the top 13 marks in NCAA history for NCAA on-campus facilities. Dudy Noble Field holds 23 of the 25 largest crowds in NCAA history.
- The Dawgs continued to break their own records against Air Force. Mississippi State set the schools opening day attendance record (11,216).

## BIG LEAGUE TALENT

- Mississippi State is great at turning out major league talent, with 68 Diamond Dawgs reaching the highest level of the sport, but it is also great at keeping student-athletes on campus.
- The 2023 MLB Draft saw three Diamond Dawgs get drafted.
- Colton Ledbetter was the first Dawg off the board, as he was the 55th pick of the draft to the Tampa Bay Rays. Cade Smith went in the sixth round to the New York Yankees and Kellum Clark was drafted by the Mets in the 20th round.
- Mississippi State has had 19 players drafted in the first round of the MLB Draft. The last was Landon Sims in 2022.
- Since the 2020 MLB Draft, State has had 18 players drafted. During that span, KC Hunt did not sign and returned to Starkville.
- Will Bednar (2021) and Justin Foscue (2020) are the highest draft picks in the last three years as they both were drafted 14th overall.
- The Diamond Dawgs have two players on the 40-man roster of their respective MLB teams looking for their first callup. Justin Foscue (Texas Rangers) and Colby White (Tampa Bay) are in Big League camp, looking to crack the MLB roster to become the 69th and 70th players in State history to make it to the Show.

## SERIES VICTORY OVER LSU

- For the first time since the 2003 season, the Mississippi State Diamond Dawgs won a series over LSU at the Dude.
- The Diamond Dawgs have won the last two series against the Tigers after taking the 2023 season at LSU.
- Mississippi State has won four of the last five matchups against LSU.
- In the 2024 series victory, the Diamond Dawgs outscored the Tigers 33-18.
- The Diamond Dawgs had two games of 15 or more hits and tallied 41 hits over the three-game series.
- MSU's pitching staff limited the Tigers to a batting average of .250 for the weekend.

## FIREFIGHTER TO THE DIAMOND

- Just last year Joe Powell was in EMT school training to be a firefighter but a call from Mississippi State's staff turned things around and got him back on the diamond.
- After 18 months away from the diamond, Powell has put together a .350 batting average, four hits and four RBIs.
- He has appeared in eight games, making six starts for the Dawgs.
- The Cincinnati transfer had a productive

three-year career for the Bearcats, capped off by a standout junior season in 2022 with a team-leading .326 batting average and .996 on-base-plus-slugging percentage to go along with five home runs. That season would be his last in Queen City however, trading in his spikes for a fire hose after dealing with some injuries.

- With his baseball career seemingly over, Powell began training to become a firefighter and it was during his time away from the game that he found himself as a man and grew closer to Jesus Christ.

## UNI WATCH

- The old adage states, "look good, feel good." And, when you feel good you usually preform well. Below is a list of how MSU fared in each of its uniforms over the last two seasons:

Uniform	2023	2024
Black Script State	5-4	4-0
White Script State	3-4	0-0
Maroon Script State	--	2-1
Maroon '85s	3-11	4-0
White '85s	4-2	4-2
Cream Script State	0-1	0-0
White Pinstripes	6-1	1-3
Gray Script State	3-2	1-0
Gray Pinstripes	3-1	0-0

## THE DUDE EFFECT

- It's been written about. It's been Tweeted about. It's been talked about. It's what has become known as The Dude Effect. If anyone had forgotten or doubted that the best home-field advantage in all of college baseball is inside the confines of Mississippi State's Dudy Noble Field. Opponents don't simply have to defeat the Diamond Dawgs. Visitors have to conquer the cowbell-crazed home crowd as well.
- Winning at home has been challenging for opponents when coming to The Dude. Since 1967, the Diamond Dawgs have had a 72.5 winning percentage when playing at home.
- Fans come and fill the stadium as 111 games have had crowds of 10,000 fans.
- In 2023, over Super Bulldog Weekend, the Dawgs set the NCAA On-Campus Attendance Record as The Dude saw 16,423 fans into the stadium when the Diamond Dawgs took on Ole Miss on April 15, 2023.
- The Diamond Dawgs have won 1,263 games at the Dude.
- Under Head Coach Chris Lemonis, the Dawgs are 124-49 (71.5 %) at Dudy Noble Field.
- Coach Lemonis has guided the Dawgs to two seasons of 30 or more wins. The Diamond Dawgs won 37 games in 2019, the most at The Dude under Lemonis.

## OMADAWGS

- Did you know that the Diamond Dawgs are one of four programs in NCAA History and the only Southeastern Conference program to play in the NCAA Men's College World Series in six-straight decades.
- The Dawgs join Arizona State, Texas and Florida State as the only teams that have been to an MCWS for six decades.
- Mississippi State has advanced to Omaha 12 times in program history, with three appearances coming since 2018.
- The Omadawgs have one national championship (2021), a runner-up finish, and two third-place finishes in program history.
- The Dawgs have advanced to the MCWS in the 1970s, 1980s, 1990s, 2000s, 2010s, and 2020s. MSU went to the MCWS in 1971, 1979, 1981, 1985, 1990, 1997, 1998, 2007, 2013, 2018, 2019, and 2021.

## MISC. HITTING STATS

### 2024 MULTI-HIT GAMES

PLAYER	2	3	4	5+	TOTAL
Dakota Jordan	9	1	1	-	11
Amani Larry	7	1	-	-	8
Connor Hujsak	6	2	-	-	8
Hunter Hines	3	4	-	-	7
David Mershon	3	3	1	-	7
Aaron Downs	3	-	1	-	4
Bryce Chance	4	-0	-	-	4
Logan Kohler	2	1	-	-	3
Dylan Cupp	1	-	1	-	2
Joe Powell	2	-	-	-	2
Johnny Long	1	-	-	-	1
Nolan Stevens	1	-	-	-	1
<b>TOTAL</b>	<b>42</b>	<b>12</b>	<b>4</b>	<b>-</b>	<b>58</b>

### 2024 MULTI-RBI GAMES

PLAYER	2	3	4	5+	TOTAL
Dakota Jordan	4	2	3	1	10
Connor Hujsak	3	2	1	-	6
Bryce Chance	1	2	1	-	4
Hunter Hines	-	2	2	-	4
Dylan Cupp	3	1	-	-	4
David Mershon	2	-	1	-	3
Logan Kohler	3	-	-	-	3
Aaron Downs	1	1	-	-	2
Amani Larry	1	1	-	-	2
Joe Powell	-	1	-	-	1
Johnny Long	1	-	-	-	1
<b>TOTAL</b>	<b>19</b>	<b>12</b>	<b>8</b>	<b>1</b>	<b>40</b>

### HITTING STREAKS

PLAYER	SEASON	CURRENT	CAREER
Amani Larry	9	7	14*
Dakota Jordan	7	2	12
Hunter Hines	5	2	12
David Mershon	12	3	12
Connor Hujsak	8	8	8*
Logan Kohler	4	--	8*
Ross Highfill	1	--	6
Bryce Chance	4	4	6
Aaron Downs	5	5	5
Dylan Cupp	4	1	4
Joe Powell	4	--	4
Nolan Stevens	5	5	5
Johnny Long	3	2	3
Nate Chester	2	--	2
Steven Spalitta	1	1	1
Jackson McKenzie	1	--	1

\* - indicates streaks from previous school

### HOME RUNS

PLAYER	TOTAL	'24	'23	'22	'21	'20
Hunter Hines	42	4	22	16	--	--
Connor Hujsak*	23	2	2	12	7	--
Dakota Jordan	21	11	10	--	--	--
Amani Larry*	18	2	7	9	--	--
Logan Kohler*	17	--	11	6	0	0
Joe Powell*	10	--	0	5	5	0
Ross Highfill	9	--	9	--	--	--
Bryce Chance	4	2	2	--	--	--
Johnny Long*	3	--	2	0	1	0
Nolan Stevens	1	1	--	--	--	--
David Mershon	1	1	0	--	--	--

\* - indicates home runs from previous school





## STATE TO THE SHOW

### Diamond Dawgs Playing in Major League Baseball

Name (Yrs. at MSU)	Pos.	Organization
J.P. France (2018)	RHP	Houston Astros
Justin Foscue (2018-20)**	IF	Texas Rangers
Adam Frazier (2011-13)	IF	Kansas City Royals
Kendall Graveman (2010-13)	RHP	Houston Astros
Dakota Hudson (2014-16)	P	Colorado Rockies
Nathaniel Lowe (2016)	IF	Texas Rangers
Hunter Renfroe (2011-13)	OF	Kansas City Royals
Brent Rooker (2014-17)	OF	Oakland Athletics
Ethan Small (2016-19)**	RHP	San Francisco Giants
Chris Stratton (2010-12)	RHP	Kansas City Royals
Jordan Westburg (2018-20)	IF	Baltimore Orioles
Colby White (2019)**	RHP	Tampa Bay Rays
Brandon Woodruff (2012-14)	RHP	Milwaukee Brewers

\*\* On teams 40-man roster, currently not on active roster

### Diamond Dawgs in Minor League Baseball

Name (Yrs. at MSU)	Pos.	Organization (Level)
Tanner Allen (2018-21)	OF	Miami Marlins (AA)
Will Bednar (2020-21)	RHP	San Francisco Giants (A+)
Eric Cerantola (2019-21)	RHP	Kansas City Royals (AA)
Kellum Clark (2021-23)	OF	New York Mets (A)
Gavin Collins (2014-16)	C/IF	St. Louis Cardinals (AAA)
Brad Cumbest (2019-22)	OF	Colorado Rockies (A)
Jackson Fristoe (2021-22)	RHP	New York Yankees (A+)
J.T. Ginn (2019-20)	RHP	Oakland Athletics (AA)
Cole Gordon (2016-19)	RHP	Free Agent
Houston Harding (2020-21)	LHP	Los Angeles Angels (AA)
Jonathan Holder (2010-13)	RHP	Texas Rangers (AAA)
Zac Houston (2014-16)	RHP	Tampa Bay (AAA)
K.C. Hunt (2021-23)	RHP	Milwaukee Brewers (A)
Kamren James (2020-22)	IF	Tampa Bay Rays (A+)
Keegan James (2016, 18-19)	RHP	Colorado Rockies (A+)
Preston Johnson (2021-22)	RHP	Baltimore Orioles (A+)
Rowdew Jordan (2018-21)	OF	New York Mets (AA)
Colton Ledbetter (2023)	OF	Tampa Bay Rays (A)
Christian MacLeod (2020-21)	LHP	Minnesota Twins (A+)
Jake Mangum (2016-19)	OF	Tampa Bay Rays (AAA)
Aaron Nixon (2023)	RHP	New York Yankees (A)
Konnor Pilkington (2016-18)	LHP	Arizona Diamondbacks (AAA)
Peyton Plumlee (2017-19)	RHP	Houston Astros (AA)
Landon Sims (2020-22)	RHP	Arizona Diamondbacks (A)
Cade Smith (2021-23)	RHP	New York Yankees (A)
Hunter Stovall (2016-18)	IF	Colorado Rockies (AAA)
Logan Tanner (2020-22)	C	Cincinnati Reds (A)
Andrew Walling (2022)	LHP	Philadelphia Phillies (A+)
RJ Yeager (2022)	IF	St. Louis Cardinals (A+)

### Diamond Dawgs Coaching in Professional Baseball

Name (Yrs. at MSU)	Organization	Team (Level)
Travis Chapman (1997-2000)	New York Yankees	New York Yankees (MLB)

### Diamond Dawgs Working in Professional Baseball

Name (Yrs. at MSU)	Organization	Role
Jeff Brantley (1982-85)	Cincinnati Reds	Broadcaster
Will Clark (1983-85)	San Francisco Giants	Special Assistant



## THE LAST TIME...

# - SEC Tournament | % - NCAA Regional | ^ - NCAA Super Regional | \$ - College World Series

### A MISSISSIPPI STATE TEAM...

Won 15+ Consecutive Games	17 - February 15-March 8, 2013
Won 10+ Consecutive Games	14 - February 23-March 16, 2019
Won 10+ Consecutive SEC Games	12 - April 30-May 25, 2016
Won 5+ Consecutive SEC Games	5 - April 30-May 8, 2021
Lost 5+ Consecutive Games	7 - April 27-May 12, 2023
Lost 5+ Consecutive SEC Games	7 - April 27-May 12, 2023
Swept a Three-Game Series	Evansville; March 8-10, 2024
at Home	Evansville; March 8-10, 2024
on The Road	at Alabama; May 20-22, 2021
Swept a Non-Conference Three-Game Series	Evansville; March 8-10, 2024
at Home	Evansville; March 8-10, 2024
on The Road	at Hawaii-Hilo; 1985
Swept a Three-Game SEC Series	at Alabama; May 20-22, 2021
at Home	Texas A&M; April 30-May 2, 2021
on The Road	at Alabama; May 20-22, 2021
Was Swept in a Three-Game Series	Arkansas, May 5-7, 2023
at Home	Arkansas, May 5-7, 2023
on The Road	at Tennessee, April 27-29, 2023
Was Swept in a Three-Game Non-Conference Series	at Southern Miss; February 16-18, 2018
at Home	Southeastern Louisiana; February 26-28, 2010
on The Road	at Southern Miss; February 16-18, 2018
Was Swept in a Three-Game SEC Series	Arkansas; May 5-7, 2023
at Home	Arkansas; May 5-7, 2023
on The Road	at Tennessee, April 27-29, 2023
Played An Extra-Inning Game	W, 2-1 (11 Innings) - vs. New Orleans; March 13, 2024
Won An Extra-Inning Game	W, 2-1, (11 Innings) - vs. New Orleans, March 13, 2024
Lost An Extra-Inning Game	L, 6-5 (10 innings) - at Kentucky, March 17, 2023
Played Consecutive Extra-Inning Games	May 4-5, 2018; at Alabama, W, 14-12 (10 innings) and L, 3-4 (10 innings)
Won Consecutive Games in Extra-Inning	May 10-11, 2014; Tennessee, W, 1-0 (10 innings) and W, 4-3 (12 innings)
Won on a Walk-Off	W, 15-5, vs. LSU; March 17, 2024
Amani Larry RBI walk off walk in the 8th inning (run rule win)	
Won Consecutive Games Via A Walk-Off	April 12 & 14, 2022; UAB, W, 6-5 and Auburn W, 7-6
Kamren James RBI sac fly in the tenth inning (UAB)	
Luke Hancock RBI walk in the ninth inning (Auburn)	

### A MISSISSIPPI STATE OFFENSE...

Scored 30+ Runs	32 - Jackson State; April 29, 1988
Scored 25+ Runs	27 - Alcorn State; April 20, 2010
Scored 20+ Runs	21 - Grambling; April 4, 2023
Scored 15+ Runs	17 - Memphis; March 19, 2024
Scored 10+ Runs In An Inning	13 - Jackson State (3rd); Feb. 27, 2024
Scored 9+ Runs In An Inning	13 - Jackson State (3rd); Feb. 27, 2024
Scored 8+ Runs In An Inning	13 - Jackson State (3rd); Feb. 27, 2024
Had 30+ Hits	30 - Kentucky; April 30, 1989
Had 25+ Hits	26 - Little Rock; February 28, 1999
Had 20+ Hits	20 - Missouri; April 29, 2022
Had 20+ Hits in Back-to-Back Games	Auburn (20, 21); March 23-24, 2019
Had 6+ Home Runs	6 - UT Martin; April 5, 2022
Had 5+ Home Runs	6 - UT Martin; April 5, 2022
Hit Back-To-Back Home Runs	5th Inning, Dakota Jordan (3R HR)/Hunter Hines (Solo) - LSU; March 17, 2024
Hit Back-To-Back-To-Back Home Runs	3rd Inning, Kellum Clark(2R HR)/Brad Cumbest (Solo)/RJ Yeager (Solo) - Southern; March 23, 2022
Had 3+ Triples	3 - Southern Cal; March 14, 2004
Had 8+ Doubles	8 - Auburn; March 24, 2019
Had 7+ Doubles	7 - UAB; April 20, 2021
Had 6+ Doubles	6 - VMI; Feb. 18, 2023
Had 10+ Walks	10 - Memphis; March 19, 2024
Had 9+ Stolen Bases	10 - Arkansas-Pine Bluff; March 18, 2017
Had 8+ Stolen Bases	10 - Arkansas-Pine Bluff; March 18, 2017
Didn't Strikeout in a Game	Grambling; April 4, 2023
Had Two or Fewer Strikeouts	0 - Grambling; April 4, 2023
Was Shut Out	at Georgia (0-11); March 18, 2022
at Home	Long Beach State (0-3); February 18, 2022
on The Road	at Georgia (0-11); March 18, 2022
Back-To-Back Games	Auburn (0-5, 0-4); March 27-28, 2015
Three-Straight Games	vs. Southern Miss (0-3); March 24, 2015 and Auburn (0-5, 0-4); March 27-28, 2015

### A MISSISSIPPI STATE DEFENSE...

Turned 5+ Double Plays	5 - San Diego; March 8, 2015
Turned 4+ Double Plays	5 - San Diego; March 8, 2015
Turned 3+ Double Plays	3 - at LSU; May 14, 2023
Turned A Triple Play	Auburn-Montgomery, March 9, 1991
Had 5+ Errors	5 - at Vanderbilt; March 18, 2011
Had 4+ Errors	4 - vs. Ohio State; March 3, 2023
Threw Out 3 Base Runners	3 - Logan Tanner; Tulane; February 26, 2021





## THE LAST TIME...

# - SEC Tournament | % - NCAA Regional | ^ - NCAA Super Regional | \$ - College World Series

### MISSISSIPPI STATE PITCHING STAFF...

Threw a No-Hitter . . . . . Jackson Fristoe (6 IP), Landon Sims (1 IP), Mikey Tepper (1 2/3 IP), Cam Tullar (1/3 IP); Kent State, March 7, 2021  
Held Opponent To 1 Hit . . . . . at Texas A&M; May 3, 2019  
Held Opponent To 2 Hits . . . . . Eastern Michigan; March 13, 2021

NOTE: Jacksonville State (5/18/21) had just two hits in a five-inning, rain-shortened game  
NOTE: Valparaiso (3/7/23) had just two hits in a seven-inning, run rule game

Struck Out 25+ Batters . . . . . 26 - at LSU; 1909  
Struck Out 20+ Batters . . . . . 21 - vs. Texas; June 20, 2021 \$  
Struck Out 15+ Batters . . . . . 15 - vs. South Alabama; March 12, 2024  
Did Not Issue A Walk . . . . . Austin Peay; Feb. 20, 2024  
Shut Out An Opponent . . . . . Mount St. Mary's (6-0); March 2, 2024  
at Home . . . . . Mount St. Mary's (6-0); March 2, 2024  
On The Road . . . . . at Alabama (7-0); May 21, 2021  
Neutral Site Game . . . . . vs. Vanderbilt (9-0); June 30, 2021 \$  
Postseason Game . . . . . vs. Vanderbilt (9-0); June 30, 2021 \$  
Back-To-Back Shutouts . . . . . 2021 (Kent State, March 7 [13-0]; Grambling, March 9 [10-0] and Louisiana-Lafayette, March 10 [4-0])  
Three Straight Shutouts . . . . . 2021 (Kent State, March 7 [13-0];  
Grambling, March 9 [10-0] and Louisiana-Lafayette, March 10 [4-0]; Eastern Michigan, March 12 [14-0])  
Four Straight Shutouts . . . . . 2021 (Kent State, March 7 [13-0];  
Grambling, March 9 [10-0] and Louisiana-Lafayette, March 10 [4-0])  
Shut Out An SEC Opponent . . . . . vs. Vanderbilt (9-0); June 30, 2021 \$  
At Home . . . . . Alabama (6-0); April 12, 2019  
On The Road . . . . . at Alabama (7-0); May 21, 2021  
Neutral Site . . . . . vs. Vanderbilt (9-0); June 30, 2021 \$

### A MISSISSIPPI STATE BATTER HAD...

Hit for the Cycle . . . . . Brad Freeman; South Alabama, February 17, 1998  
Walk-Off Hit . . . . . Aaron Downs (RBI Single); vs. New Orleans, March 13, 2024  
8+ At-Bats . . . . . 8 - Jordan Westburg, Tanner Allen & Rowdey Jordan vs. LSU, May 22, 2019 #  
6+ Hits . . . . . 6 - Adam Frazier; at Virginia, June 8, 2013  
5+ Hits . . . . . 5 - Tanner Allen; South Carolina, May 16, 2019  
4+ Hits . . . . . 4 - Aaron Downs; LSU, March 17, 2024  
2+ Hits In An Inning . . . . . Connor Hujzak (2B, 2B; 8th Inning); Mount St. Mary's, Feb. 29, 2024  
5+ Runs . . . . . 5 - Jon Knott; Little Rock, February 28, 1999  
4+ Runs . . . . . 4 - David Mershon & Dakota Jordan; Memphis, March 19, 2024  
3+ Doubles . . . . . 3 - Justin Foscue; Georgia, April 26, 2019  
2+ Triples . . . . . 2 - C.T. Bradford; at Arizona, March 9, 2014  
3+ Home Runs . . . . . 3 - Ross Highfill; Lipscomb, March 11, 2023  
2+ Home Runs . . . . . 2 - Amani Larry; Texas A&M, May 18, 2023  
Inside-The-Park Home Run . . . . . Cody Brown; vs. Kentucky, April 7, 2017  
Pinch Hit Home Run . . . . . Connor Hujzak; Lipscomb, March 11, 2023  
Leadoff Home Run (Top or bottom of 1st inning) . . . . . Amani Larry (Bottom 1st); Austin Peay, Feb. 21, 2024  
Walk-Off Home Run . . . . . Amani Larry (2R-HR); Texas A&M, May 18, 2023  
Hit a Grand Slam . . . . . Slate Alford; Grambling, April 4, 2023  
Multiple Grand Slams . . . . . Never  
A Pinch-Hit Grand Slam . . . . . Never  
10+ RBIs . . . . . 11 - Jason Nappi; at UAB, March 18, 2008  
9+ RBIs . . . . . 9 - Ryan Duffy; vs. Jackson State, April 6, 2010  
8+ RBIs . . . . . 8 - Brent Rooker; vs. Indiana State, February 24, 2017  
7+ RBIs . . . . . 7 - Kellum Clark vs. Princeton, March 11, 2022  
10+ Total Bases . . . . . 10 - Amani Larry; Texas A&M, May 18, 2023  
4+ Walks . . . . . 4 - Logan Kohler; Evansville, March 10, 2024  
3+ Walks . . . . . 3 - Dakota Jordan; Evansville, March 10, 2024  
4+ Stolen Bases . . . . . 4 - David Mershon; LSU, March 17, 2024  
3+ Stolen Bases . . . . . 3 - Amani Larry; Nicholls, March 14, 2023  
Stole Home . . . . . Connor Hujzak; Samford, March 28, 2023  
4+ Hit By Pitches . . . . . 4 - Rowdey Jordan; at Auburn, April 11, 2021  
3+ Hit By Pitches . . . . . 4 - Rowdey Jordan; at Auburn, April 11, 2021

### A MISSISSIPPI STATE PITCHER HAD...

A Perfect Game . . . . . J.T. Peatross; Mississippi College (1-0), 1918  
A No-Hitter . . . . . Jackson Fristoe (6 IP), Landon Sims (1 IP), Mikey Tepper (1 2/3 IP), Cam Tullar (1/3 IP); Kent State, March 7, 2021  
A Complete Game No-Hitter . . . . . Gene Morgan (7 IP); at Hawaii-Hilo (2-0), April 6, 1985  
A Complete Game (9 Inn.) . . . . . Jacob Billingsley; at Southern Miss (8-1), June 6, 2017 %  
A Complete Game (7 Inn.) . . . . . JT Ginn; at Texas A&M-1 (0-1), May 4, 2019  
Complete-Game 1-Hitter . . . . . Unknown  
Complete-Game 2-Hitter . . . . . Ricky Bowen; vs. Ole Miss, March 16, 2008  
Consecutive Complete Games . . . . . bullDakota Hudson; 2016 (at Auburn (4-0), May 13 and Arkansas (7-0), May 19)  
A Complete-Game Shutout . . . . . Dakota Hudson; vs. Arkansas (7-0), May 19, 2016  
at Home . . . . . Dakota Hudson; vs. Arkansas (7-0), May 19, 2016  
On The Road . . . . . Dakota Hudson; at Auburn (4-0), May 13, 2016  
SEC Game . . . . . Dakota Hudson; vs. Arkansas (7-0), May 19, 2016  
as a Freshman . . . . . Scott Tanksley; vs. Mississippi College (6-0), April 20, 1993  
Postseason Game . . . . . B.J. Wallace; vs. Nicholls State (1-0), May 21, 1992 %  
17+ Strikeouts . . . . . 17 - Chris Stratton; at LSU, March 16, 2012  
15+ Strikeouts . . . . . 15 - Will Bednar; vs. Texas, June 20, 2021 \$  
10+ Strikeouts . . . . . 10 - Jurrangelo Cijntje; Evansville, March 10, 2024  
Recorded Two Saves In One Day . . . . . Trevor Fitts; vs. Marshall and Alabama A&M, February 22, 2015

## 2024 HONORS TRACKER

### Dakota Jordan, OF

D1Baseball 2024 MLB Draft Top 100 Prospects (No. 16)  
Baseball America 2024 Top 100 Draft Prospects (No. 41)  
Perfect Game Top 300 2024 Draft Board (No. 31)  
Perfect Game Top 100 Sophomores (No. 9)  
Baseball America 2024 Preseason All-American (Third Team)  
D1 Baseball Top 100 Outfielders (No. 18)  
Preseason All-SEC Outfielder (Second Team)  
Gold Spikes Preseason Award Watch List  
SEC Co-Player of the Week (March 11)

### Hunter Hines, IF/OF

D1Baseball 2024 MLB Draft Top 100 Prospects (No. 82)  
Perfect Game Preseason All-American (Third Team)  
Perfect Game Top 300 2024 Draft Board (No. 104)  
Perfect Game Top 100 Juniors (No. 47)  
D1 Baseball Top 50 First Basemen (No. 8)

### Nate Dohm, RHP

D1Baseball 2024 MLB Draft Top 100 Prospects (No. 65)  
Perfect Game Top 300 2024 Draft Board (No. 198)  
Perfect Game Top 100 Juniors (No. 89)  
D1 Baseball Top 150 Starting Pitchers (No. 45)

### Jurrangelo Cijntje, BHP

Perfect Game Top 300 2024 Draft Board (No. 171)  
Perfect Game Top 100 Sophomores (No. 75)  
D1 Baseball Top 150 Starting Pitchers (No. 56)

### Colby Holcombe, RHP

Perfect Game Top 300 2024 Draft Board (No. 239)  
D1 Baseball Top 150 Starting Pitchers (No. 136)

### Amani Larry, IF

D1 Baseball Top 50 Second Basemen (No. 10)

### Bradley Loftin, LHP

Perfect Game Top 100 Sophomores (No. 46)

### Karson Ligon, RHP

D1Baseball Top 100 Impact Transfers (No. 27)

### Khal Stephen, RHP

D1Baseball Top 100 Impact Transfers (No. 53)  
Golden Spikes Award Performance of the Week (Feb. 21)

### Cam Schuelke, RHP

D1Baseball Top 100 Impact Transfers (No. 75)

### Logan Kohler, IF

D1Baseball Top 100 Impact Transfers (No. 95)  
D1 Baseball Top 50 Third Basemen (No. 30)

### Dylan Cupp, IF

Perfect Game Top 75 Freshmen (No. 46)

### Mikhail Grant, RHP

Perfect Game Top 75 Freshmen (No. 50)

### Luke Dotson, IF/LHP

Perfect Game Top 75 Freshmen (No. 69)

### Nolan Stevens, IF/OF/LHP

Perfect Game Top 75 Freshmen (No. 71)  
SEC Freshman of the Week (March 18)



## 2024 HOME RUN TRACKER

No.	Player	Game	Date	Opponent	Pitcher	On Base	Inn.	Outs	Count	Score	Final
1	Dakota Jordan	1	Feb. 16	Air Force	Shim	0	5	0	1-0	2-4	8-4
2	Bryce Chance	1	Feb. 16	Air Force	Moats	1	7	1	2-0	3-4	8-4
3	Dakota Jordan	3	Feb. 18	Air Force	Estridge	1	6	0	1-1	7-2	10-2
4	Amani Larry*	5	Feb. 21	Austin Peay	Holt	0	1	0	3-1	0-0	10-13
5	Dakota Jordan	9	Feb. 27	Jackson State	Haston	1	5	1	2-2	13-5	19-6
6	Dakota Jordan	11	March 2	Mount St. Mary's	Curley	1	7	1	1-0	5-2	7-2
7	Dakota Jordan	13	March 5	Southern Miss	Sivley	0	7	2	0-0	4-4	5-4
8	Dakota Jordan	14	March 8	Evansville	Smith	2	3	0	1-2	0-0	5-2
9	Hunter Hines	15	March 9	Evansville	Schultz	0	3	1	0-1	2-0	8-3
10	Dakota Jordan	15	March 9	Evansville	Schultz	1	5	0	1-0	4-0	8-3
11	Dakota Jordan	16	March 10	Evansville	Deverman	1	1	1	1-1	0-0	13-3
12	Connor Hujsak	16	March 10	Evansville	Deverman	2	1	2	1-0	2-0	13-3
13	Amani Larry	17	March 12	South Alabama	Mills	2	4	2	2-1	0-0	5-6
14	Dakota Jordan	17	March 12	South Alabama	Mills	1	4	2	1-0	3-0	5-6
15	Nolan Stevens	18	March 13	New Orleans	Dennis	0	4	1	1-2	0-0	2-1
16	Hunter Hines	19	March 15	#2 LSU	Holman	0	5	1	0-1	2-3	10-4
17	Hunter Hines	19	March 15	#2 LSU	Loer	2	8	1	1-2	6-3	10-4
18	Bryce Chance	20	March 16	#2 LSU	Jump	2	4	1	0-1	1-9	8-9
19	Dakota Jordan	21	March 17	#2 LSU	Hurd	2	5	1	2-0	3-3	15-5
20	Hunter Hines	21	March 17	#2 LSU	Hurd	0	5	1	2-1	6-3	15-5
21	Dakota Jordan	22	March 19	Memphis	Davis	1	1	1	2-2	0-0	17-9
22	David Mershon	22	March 19	Memphis	Davis	0	3	1	1-0	2-3	17-9
23	Connor Hujsak	22	March 19	Memphis	Rushing	2	7	1	3-2	11-9	17-9

\* - leadoff homerun

## 2024 HOW IT WAS WON

Below is a chart representing how the eventual game-winning run was recorded for Mississippi State in 2024

Gm	Opponent	Final	Player	Inn.	Outs	Play	Score at Time
1.	Air Force	8-4	Bryce Chance	7	1	Home Run	3-4
2.	Air Force	10-2	Hunter Hines	5	1	Single	2-2
3.	Georgia Southern	5-1	Dylan Cupp	2	0	Single	0-0
4.	Georgia Southern	10-2	Bryce Chance	5	1	Double	0-1
5.	Jackson State	19-6	Joe Powell	3	1	Double	5-5
6.	Mount St. Mary's	12-2	Logan Kohler	6	0	Single	2-1
7.	Mount St. Mary's	7-2	Amani Larry	2	1	Sac Fly	2-0
8.	Mount St. Mary's	6-0	Johnny Long	2	0	Sac Bunt	0-0
9.	Southern Miss	5-4	Dakota Jordan	7	2	Home Run	4-4
10.	Evansville	5-2	Dakota Jordan	3	0	Home Run	0-0
11.	Evansville	8-3	Dylan Cupp	4	2	Double	3-0
12.	Evansville	13-3	Connor Hujsak	1	2	Home Run	2-0
13.	New Orleans	2-1	Aaron Downs	11	0	Single	1-1
14.	#2 LSU	10-4	Johnny Long	5	2	Single	4-3
15.	#2 LSU	15-5	Dakota Jordan	5	1	Home Run	3-3
16.	Memphis	17-9	Dakota Jordan	5	2	Hit by Pitch	9-9

## SERIES STATS

### BATTING

	AVG	AB	R	H	RBI	2B	3B	HR	BB	K
Air Force	.297	101	20	30	16	8	1	3	13	20
Austin Peay	.164	61	12	10	12	1	0	1	19	17
Georgia Southern	.327	101	19	33	17	5	0	0	11	18
Jackson State	.452	31	19	14	19	3	1	1	10	4
Mount St. Mary's	.292	89	25	26	21	7	1	1	15	22
vs. Southern Miss	.219	32	5	7	5	3	0	1	3	12
Evansville	.337	98	26	33	25	7	0	5	21	16
vs. South Alabama	.286	35	5	10	5	3	0	2	5	3
vs. New Orleans	.229	35	2	8	2	0	0	1	8	3
LSU	.363	113	33	41	30	7	0	5	17	20
Memphis	.381	42	17	16	15	3	1	3	10	4
at Texas A&M										
at Samford										
at Florida										
Central Arkansas										
Georgia										
UAB										
at Ole Miss										
Alcorn State										
Auburn										
at Memphis										
at Vanderbilt										
vs. Ole Miss										
Alabama										
at Arkansas										
North Alabama										
Missouri										

### PITCHING

	ERA	W-L	SV	IP	H	R	ER	BB	SO	2B	3B	HR	B/AVG
Air Force	2.33	2-1	1	27.0	20	9	7	9	36	5	0	2	.206
Austin Peay	8.00	0-2	0	18.0	24	16	16	5	22	4	0	4	.333
Georgia Southern	4.33	2-1	0	27.0	25	14	13	11	36	2	0	2	.245
Jackson State	7.71	1-0	0	7.0	7	6	6	2	11	1	0	2	.259
Mount St. Mary's	1.00	3-0	0	27.0	18	4	3	8	37	1	0	0	.189
vs. Southern Miss	3.00	1-0	1	9.0	6	4	3	3	9	0	0	1	.194
Evansville	2.77	3-0	1	26.0	21	8	8	10	29	4	1	3	.216
vs. South Alabama	6.00	0-1	0	9.0	8	6	6	5	15	2	0	0	.242
vs. New Orleans	0.00	1-0	0	11.0	5	1	0	5	13	2	1	0	.132
LSU	6.23	2-1	0	26.0	25	18	18	23	27	5	0	7	.250
Memphis	6.00	1-0	0	9.0	11	9	8	2	10	2	0	1	.306
at Texas A&M													
at Samford													
at Florida													
Central Arkansas													
Georgia													
UAB													
at Ole Miss													
Alcorn State													
Auburn													
at Memphis													
at Vanderbilt													
vs. Ole Miss													
Alabama													
at Arkansas													
North Alabama													
Missouri													

## BIG INNING FOR MISSISSIPPI STATE

Opponent	Date	Inn.	Runs	Res.
Air Force	Feb. 18	5	5	W, 10-2
Austin Peay	Feb. 21	1	5	L, 13-10
Georgia Southern	Feb. 25	7	5	W, 10-2
Jackson State	Feb. 27	3	13	W, 19-6
Mount St. Mary's	Feb. 29	8	7	W, 12-2
Evansville	March 10	1	5	W, 13-3
South Alabama	March 12	4	5	L, 6-5
#2 LSU	March 17	6	5	W, 15-5
Memphis	March 19	5	7	W, 17-9

*Big inning = 5 or more runs*

## BIG INNING FOR OPPONENTS

Opponent	Date	Inn.	Runs	Res.
Memphis	March 19	5	5	W, 17-9

*Big inning = 5 or more runs*





## PITCHING STATS

### PITCHING (STARTERS)

Date	Opp.	IP	H	R	ER	BB	K
2/16	Air Force	4.0	6	2	1	2	4
2/17	Air Force	7.0	3	1	1	0	11
2/18	Air Force	4.0	2	1	1	2	8
2/20	Austin Peay	2.0	3	1	1	0	4
2/21	Austin Peay	2.2	4	4	4	3	1
2/23	Georgia Southern	6.2	4	0	0	1	10
2/24	Georgia Southern	2.1	6	7	7	1	3
2/25	Georgia Southern	5.0	1	1	1	2	7
2/27	Jackson State	1.1	3	5	5	2	2
2/29	Mount St. Mary's	7.0	4	1	1	0	8
3/2	Mount St. Mary's-1	6.0	6	0	0	1	9
3/2	Mount St. Mary's-2	6.2	2	0	0	4	10
3/5	vs. Southern Miss (1)	1.0	3	4	3	2	1
3/8	Evansville	6.1	7	2	2	1	10
3/9	Evansville	6.0	1	0	0	2	3
3/10	Evansville	6.0	5	3	3	3	10
3/12	vs. South Alabama (2)	3.0	2	0	0	0	6
3/13	vs. New Orleans (2)	2.0	1	0	0	0	2
3/15	LSU*	3.0	5	3	3	2	1
3/16	LSU*	2.0	5	5	5	1	1
3/17	LSU*	5.0	5	3	3	5	6
3/19	Memphis	3.0	3	3	2	1	4
3/21	at Texas A&M*						
3/22	at Texas A&M*						
3/23	at Texas A&M*						
3/26	at Samford						
3/29	at Florida*						
3/30	at Florida*						
3/31	at Florida*						
4/2	Central Arkansas						
4/5	Georgia*						
4/6	Georgia*						
4/7	Georgia*						
4/9	UAB						
4/12	at Ole Miss*						
4/13	at Ole Miss*						
4/14	at Ole Miss*						
4/16	Alcorn State						
4/19	Auburn*						
4/20	Auburn*						
4/21	Auburn*						
4/23	at Memphis						
4/26	at Vanderbilt*						
4/27	at Vanderbilt*						
4/28	at Vanderbilt*						
4/30	vs. Ole Miss (1)						
5/3	Alabama*						
5/4	Alabama*						
5/5	Alabama*						
5/10	at Arkansas*						
5/11	at Arkansas*						
5/12	at Arkansas*						
5/14	North Alabama						
5/16	Missouri*						
5/17	Missouri*						
5/18	Missouri*						
2024	Totals	92.0	81	46	43	35	121

\* - Southeastern Conference game

(1) - Trustmark Park; Pearl, Miss. | (2) - Shuckers Ballpark; Biloxi, Miss.

## SEC SWEEPS

### MSU at HOME VS.

Alabama	April 12-14, 2019
Arkansas	April 20-21, 2018
Auburn	March 25-27, 2011
Florida	May 17-19, 2018
Georgia	April 26-28, 2019
Kentucky	April 1-3, 2021
LSU	April 20-21, 1985
Ole Miss	May 18-19, 2002
Missouri	May 5-7, 2016
South Carolina	Never
Tennessee	March 24-26, 2017
Texas A&M	April 30-May 1, 2021
Vanderbilt	March 11-12, 2000

### MSU ON THE ROAD VS.

Alabama	May 20-22, 2021
Arkansas	March 21-23, 2003
Auburn	April 9-11, 2021
Florida	Never
Georgia	March 28-30, 1997
Kentucky	April 1-3, 1994
LSU	April 18-19, 1981
Missouri	April 18-20, 2014
Ole Miss	May 10-12, 2019
South Carolina	Never
Tennessee	May 6-8, 2011
Texas A&M	April 12-14, 2013
Vanderbilt	April 20-21, 1991

\* - Southeastern Conference game

(1) - Trustmark Park; Pearl, Miss. | (2) - Shuckers Ballpark; Biloxi, Miss.



## SEC UPDATE

### Standings

Western Division											
	SEC	Pct.	GB	Division	Overall	Pct.	Home	Away	Neutral	L10	Streak
Arkansas	3-0	1.000	--	0-0	17-2	.895	15-1	0-0	2-1	10-0	W13
Alabama	2-1	.667	1.0	0-0	18-3	.857	14-1	2-1	2-1	7-3	W3
Mississippi State	2-1	.667	1.0	2-1	16-6	.727	14-5	0-0	2-1	8-2	W2
Ole Miss	2-1	.667	1.0	0-0	16-6	.727	12-4	3-2	1-0	9-1	W1
LSU	1-2	.333	2.0	1-2	18-4	.818	12-2	3-2	3-0	7-3	W1
Texas A&M	1-2	.333	2.0	0-0	18-2	.900	13-0	2-2	3-0	8-2	L1
Auburn	0-3	.000	3.0	0-0	14-6	.700	10-2	0-3	4-1	6-4	W1
Eastern Division											
	SEC	Pct.	GB	Division	Overall	Pct.	Home	Away	Neutral	L10	Streak
Kentucky	3-0	1.000	--	3-0	18-3	.857	12-2	4-0	2-1	8-2	W6
Vanderbilt	3-0	1.000	--	0-0	19-3	.864	15-3	0-0	4-0	10-0	W14
Florida	2-1	.667	1.0	0-0	12-8	.600	9-6	3-2	0-0	5-5	L1
South Carolina	1-2	.333	2.0	0-0	16-5	.762	13-1	2-3	1-1	8-2	W2
Tennessee	1-2	.333	2.0	0-0	19-3	.864	16-0	1-2	2-1	8-2	W1
Georgia	0-3	.000	3.0	0-3	18-4	.818	15-1	1-3	2-0	7-3	W1
Missouri	0-3	.000	3.0	0-0	9-12	.429	4-5	4-6	1-1	4-6	L1

### Schedule/Results

all times central

#### THURSDAY, MARCH 21

*Arkansas at Auburn	6 p.m. [SECN]
*Mississippi State at Texas A&M	6:30 p.m. [ESPNU]

#### FRIDAY, MARCH 22

*Alabama at Georgia	5 p.m. [SECN+]
*Ole Miss at Tennessee	5:30 p.m. [SECN+]
*Arkansas at Auburn	6 p.m. [SECN+]
*Kentucky at Missouri	6 p.m. [SECN+]
*Mississippi State at Texas A&M	6 p.m. [SECN+]
*Vanderbilt at South Carolina	6 p.m. [SECN+]
*Florida at LSU	7 p.m. [SECN]

#### SATURDAY, MARCH 23

*Alabama at Georgia	11 a.m. [SECN]
*Arkansas at Auburn	2 p.m. [SECN+]
*Mississippi State at Texas A&M	2 p.m. [SECN+]
*Kentucky at Missouri	3 p.m. [SECN+]
*Vanderbilt at South Carolina	3 p.m. [SECN+]
*Ole Miss at Tennessee	5 p.m. [SECN+]
*Florida at LSU	6 p.m. [SECN+]

#### SUNDAY, MARCH 24

*Kentucky at Missouri	11 a.m. [SECN]
*Alabama at Georgia	12 p.m. [SECN+]
*Ole Miss at Tennessee	12 p.m. [SECN+]
*Vanderbilt at South Carolina	12:30 p.m. [SECN+]
*Florida at LSU	2 p.m. [SECN]

\*SEC game

## WEEK-BY-WEEK POLLS

Week	BA	D1	BW	PG	USA	RPI
Preseason	NR	NR	RV	NR	NR	--
Week 1	NR	NR	RV	NR	--	--
Week 2	NR	NR	NR	NR	NR	--
Week 3	NR	NR	RV	NR	NR	192
Week 4	NR	NR	RV	NR	NR	89
Week 5	16	21	24	NR	RV	60

BA - Baseball America, D1 - D1Baseball, BW - National Collegiate Baseball Writers Association, PG - Perfect Game, USA - USA Today Coaches Poll, RPI - NCAA RPI

(--)- No poll/RPI released by the publication.

## IN THE POLLS

Baseball America		D1Baseball		NCBWA		Perfect Game		USA Today/Coaches	
1. Arkansas	17-2	1. Arkansas	17-2	1. Arkansas	17-2	1. Arkansas	17-2	1. Arkansas	17-2
2. Vanderbilt	18-3	2. Oregon State	17-2	2. Oregon State	17-2	2. Oregon State	17-2	2. Oregon State	17-2
3. Clemson	17-2	3. Vanderbilt	18-3	3. Clemson	17-2	3. Vanderbilt	18-3	3. Vanderbilt	18-3
4. Oregon State	17-2	4. Clemson	17-2	4. Vanderbilt	18-3	4. Clemson	16-2	4. LSU	17-4
5. LSU	17-4	5. LSU	17-4	5. LSU	17-4	5. LSU	17-4	5. Clemson	17-2
6. Duke	15-5	6. Florida	12-7	6. Texas A&M	18-2	6. Florida	12-7	6. Texas A&M	18-2
7. Florida State	18-0	7. Texas A&M	18-2	7. Tennessee	18-3	7. Texas A&M	18-2	7. Tennessee	18-3
8. Florida	12-7	8. Tennessee	18-3	8. Alabama	17-3	8. Florida State	18-0	8. Florida	12-7
9. Alabama	17-3	9. Duke	15-5	9. Duke	15-5	9. Duke	15-5	9. Duke	15-5
10. Texas A&M	18-2	10. East Carolina	14-4	10. Florida	12-7	10. Dallas Baptist	16-3	10. Alabama	17-3
11. Tennessee	18-3	11. Alabama	17-3	11. Florida State	18-0	11. Alabama	17-3	11. Virginia	16-4
12. East Carolina	14-4	12. Florida State	18-0	12. Virginia	16-4	12. Tennessee	18-3	12. Florida State	18-0
13. Virginia	15-4	13. Coastal Carolina	17-3	13. Coastal Carolina	17-3	13. East Carolina	14-4	13. East Carolina	14-4
14. Oklahoma	13-6	14. Virginia	16-4	14. East Carolina	14-4	14. Coastal Carolina	17-3	14. Wake Forest	13-6
15. Wake Forest	13-6	15. Dallas Baptist	16-3	15. Wake Forest	13-6	15. Virginia	16-4	15. Coastal Carolina	17-3
16. Mississippi State	15-6	16. Wake Forest	13-6	16. Dallas Baptist	16-3	16. Wake Forest	13-6	16. Dallas Baptist	16-3
17. Ole Miss	15-6	17. Oklahoma	13-6	17. North Carolina	17-4	17. Auburn	13-6	17. North Carolina	17-4
18. TCU	15-5	18. TCU	15-5	18. TCU	15-5	18. Oklahoma	13-6	18. TCU	15-5
19. UC Irvine	15-3	19. Virginia Tech	14-4	19. Campbell	15-4	19. Campbell	15-4	19. Campbell	15-4
20. Dallas Baptist	16-3	20. North Carolina	17-4	20. UC Irvine	15-3	20. UC Santa Barbara	12-5	20. Oklahoma	13-6
21. South Carolina	15-5	21. Mississippi State	15-6	21. Kentucky	17-3	21. UC Irvine	15-5	21. UC Irvine	15-3
22. Coastal Carolina	17-3	22. Campbell	15-4	22. UC Santa Barbara	12-5	22. North Carolina	17-4	22. UC Santa Barbara	12-5
23. North Carolina	17-4	23. Auburn	13-6	23. Oklahoma	13-6	23. UC Irvine	15-3	23. Virginia Tech	14-4
24. Campbell	15-4	24. UC Irvine	15-3	24. Mississippi State	15-6	24. Kentucky	17-3	24. Auburn	13-6
25. Southen Miss	14-6	25. UC Santa Barbara	12-5	25. South Carolina	15-5	25. Southern Miss	14-6	25. Kentucky	17-3

2024 Scheduled Opponents in Bold



## HEAD COACH CHRIS LEMONIS

Since arriving in Starkville, Chris Lemonis has guided the Bulldogs to unparalleled success, including capturing Mississippi State's first national championship in 2021. He is the first Division I head coach to reach the College World Series in his first two full seasons as head coach of a program in the Super Regional era (since 1999).

In five seasons at MSU, Lemonis has compiled a 167-93 record (.642 winning percentage) and taken his program to two College World Series appearances. In his first two complete seasons at the helm of the Bulldogs, Lemonis has won 50-plus games, posting a 52-15 record in 2019 and a 50-18 mark in 2021. Lemonis notched his 100th win at MSU in his first 130 games. He is the fastest head coach in program history to reach the 100-win mark.

Lemonis led Mississippi State to its first-ever national championship in 2021 and was named the National Coach of the Year by Baseball America following a 50-18 campaign and an impressive 10-3 showing in the NCAA Tournament. He became the fourth person picked as Baseball America's National Coach of the Year as both an assistant and head coach.

The 18th head coach in the program's storied history, a journey of nearly 40 years came full circle when he was introduced on June 25, 2018, on Adkerson Plaza inside Dudy Noble Field. The son of a 1973 State graduate, Lemonis resided in Starkville as a child and now leads one of the perennial powerhouses in college baseball.

In 2023, Lemonis saw freshman outfielder Dakota Jordan earn Freshman All-American honors by Perfect Game. Awards continued to roll in as Hunter Hines and Colton Ledbetter earned ABCA All-Region honors. Hines also picked up First Team All-SEC honors, and Jordan was named to the All-SEC Freshman team. During the season, the Dawgs hit the fourth most homers in program history with 91, and freshman Ross Highfill became the first player since 2017 to hit three homers in a single game.

Following the 2022 season, Lemonis and the Bulldogs had six players drafted in the MLB Draft, increasing his total to 25 during his time in Starkville. He has extended his streak of having a first-round pick drafted as Landon Sims went early in the 2022 MLB Draft. Not only did the Bulldogs have success in the MLB Draft, but RJ Yeager was named Third Team All-American by the ABCA, NCBWA and Collegiate Baseball Newspapers. Hunter Hines earned Freshman All-American honors by Collegiate Baseball, NCBWA and D1 Baseball.

In 2021, the Bulldogs had five players drafted from their national championship squad, while a total of 19 players have been drafted by Major League Baseball during Lemonis' time in Starkville, including at least one first rounder in each year of his tenure. For the second straight full season, the Mississippi State baseball program saw a pair of student-athletes honored as All-Americans by the American Baseball Coaches Association in Tanner Allen and Landon Sims.

In his first season at the helm of the Diamond Dawgs, Lemonis became the winningest first-year head coach in SEC history and in the process led the 2019 edition to the second-most victories in program history at 52 (54; 1989). The 40 victories over MSU's first 50 games marked the third-most in the first 50 games of a season in program history and set the tone for State's second-straight trip to the College World Series.

Lemonis became one of just three SEC head coaches to advance to the College World Series in their inaugural season in the conference, joining Jake Gibbs (Ole Miss, 1972) and fellow Diamond Dawg skipper Pat McMahon (Mississippi State, 1998).

Four Diamond Dawgs earned All-American honors during Lemonis' first season, while left-handed pitcher Ethan Small was tabbed National Pitcher of the Year (College Baseball Foundation; American Baseball Coaches Association) and right-handed pitcher JT Ginn earned the National Freshman of the Year honor (Collegiate Baseball, Perfect Game). Ginn and Small each earned specialty awards from the SEC, as well, grabbing the conference's Freshman and Pitcher of the Year, respectively.

A school-record-tying 11 Diamond Dawgs heard their names called in the 2019 Major League Baseball First Year Player Draft, including three taken in the first 10 rounds. Small became the 15th Diamond Dawg taken in the first round of the MLB Draft, while SEC career hits leader Jake Mangum (4th; New York Mets) and

Colby White (6th; Tampa Bay) each went in the first 10 rounds. The 11 selections were No. 3 nationally in 2019.

Owning a head coaching record of 308-184-2, Lemonis was also a part of nearly 800 wins as an assistant coach and three trips to the College World Series. During his time at Indiana, Lemonis' teams averaged 35.3 wins per season, including a 40-win campaign during his final season in Bloomington. He averaged 39.2 victories per year during his career in an assistant role (784 wins), bolstered by a 44.9 wins-per-season average at Louisville. The Cardinals were college baseball's winningest program during that eight-year span and made the program's first three trips to Omaha.

Lemonis not only understands what it takes to get to Omaha as a coach but also as a player. A 1992 graduate of The Citadel, Lemonis added a 1990 appearance in the College World Series as a student-athlete. The appearance makes the Bulldogs one of just three schools in Southern Conference history and only current member of the conference to advance to Omaha.

One of the top recruiters and player development coaches in the country, Lemonis has seen success at every coaching stop. After helping his alma mater, The Citadel, to five NCAA Regional appearances in 12 seasons as an assistant coach, Lemonis joined college teammate Dan McDonald's staff at Louisville and quickly turned the Cardinals into an Omaha contender.

After helping Louisville to seven postseason berths in eight years, the 2013 American Baseball Coaches Association/Baseball America Assistant Coach of the Year headed to Indiana to take his first head coaching job with the Hoosier program in 2015.

In each of his head coaching stops, Lemonis has led his team to the NCAA postseason in his first season at the helm. He helped the Hoosiers into the NCAA Tournament field during his initial season in Bloomington, before he guided Mississippi State to the College World Series in 2019 – his first season in Starkville.

Overall, Lemonis enters his 29th season as a collegiate coach in 2023, making two College World Series appearance as a head coach, taking three trips to Omaha as an assistant, earning 17 NCAA tournament berths and aiding in five 50-win seasons. His pupils have earned 35 All-America honors, 18 Freshman All-America laurels and 94 have signed professional baseball contracts, with 18 getting the call up to Major League Baseball.

Widely regarded as one of the elite recruiters and developers of talent in all of college baseball, a total of 100 student-athletes have been selected in the Major League Baseball Draft under Lemonis' watch, with 18 of those reaching the highest level of professional baseball.

Since arriving at Louisville for the 2006-07 academic year, Lemonis has been a part of 14 nationally ranked recruiting classes, including his first three classes at Mississippi State. His initial Diamond Dawgs recruiting class was tabbed as the No. 12 class nationally by Baseball America and Perfect Game, while it earned the No. 9 ranking from Collegiate Baseball Newspaper. In 2019, he and his staff brought in another top-10 ranked class, finishing as high as No. 6 by Baseball America.

Over his first four seasons in Starkville, Lemonis has tutored 20 picks in the MLB First Year Player Draft, including four first rounders and two second rounders. Sixteen of Lemonis' Indiana players were taken in the MLB Draft in his final four years in Bloomington and 14 signed professional contracts. He also recruited and coached nine of the Hoosier's school-record 10 MLB Draft choices in 2019.

Along with the second-most single-season victories (52) during the 2019 season, his team also posted the second-best 20-, 30- and 40-game starts (18-2, 25-5, 32-8) in program history. He joined Pat McMahon as the only two Diamond Dawg dugout bosses to lead the program to the College World Series in their initial campaign and his 52 wins were the most by a first-year SEC head coach in the conference's history.

Lemonis and his wife, the former Jill MacEldowney, have two daughters, Marissa and Mackenzie. The Myrtle Beach, South Carolina native earned his Bachelor of Science in physical education from The Citadel in 1992 and received his Master of Arts in sport management in 1994.

He is also no stranger to Starkville, as he resided on campus as a newborn during his father's time as a student at State. His father, Thomas, was a 1973 Mississippi State graduate with a degree in electrical engineering.

## THE LEMONIS FILE

### Personal

**Hometown:** Myrtle Beach, South Carolina  
**Wife:** Jill  
**Children:** Marissa & Mackenzie  
**College:** The Citadel, 1992

### Coaching Career

**2019-Present:** Mississippi State Head Coach  
**2015-18:** Indiana Head Coach  
**2007-14:** Louisville Assistant Coach  
**2003-06:** The Citadel Associate Head Coach  
**1995-2002:** The Citadel Assistant Coach

### Lemonis Year-by-Year

#### As a Head Coach

Yr.	School	Record	Postseason
2015	Indiana	35-24	NCAA Regional
2016	Indiana	32-24	--
2017	Indiana	34-24-2	NCAA Regional
2018	Indiana	40-19	NCAA Regional
2019	Mississippi State	52-15	College World Series
2020	Mississippi State	12-4	--
2021	Mississippi State	50-18	National Champions
2022	Mississippi State	26-30	--
2023	Mississippi State	27-26	--
2024	Mississippi State	16-6	--
<b>Totals</b>	<b>10th season</b>	<b>324-190-2</b>	

2021 National Champions

Five NCAA Regionals

Two NCAA Super Regionals

Two NCAA College World Series

\*\* No postseason due to COVID-19

#### As an Assistant Coach

1995	The Citadel	39-21	NCAA Regional
1996	The Citadel	33-26	--
1997	The Citadel	37-21	--
1998	The Citadel	37-24	NCAA Regional
1999	The Citadel	41-20	NCAA Regional
2000	The Citadel	39-20	--
2001	The Citadel	38-24	NCAA Regional
2002	The Citadel	31-26	--
2003	The Citadel	32-25	--
2004	The Citadel	39-28	NCAA Regional
2005	The Citadel	25-34	--
2006	The Citadel	34-27	--
2007	Louisville	47-24	College World Series
2008	Louisville	41-21	NCAA Regional
2009	Louisville	47-18	NCAA Super Regional
2010	Louisville	50-14	NCAA Regional
2011	Louisville	32-29	--
2012	Louisville	41-22	NCAA Regional
2013	Louisville	51-14	College World Series
2014	Louisville	50-17	College World Series
<b>Totals</b>	<b>20 Seasons</b>	<b>784-455</b>	

12 NCAA Regionals

Four NCAA Super Regionals

Three College World Series





## DUDY NOBLE FIELD

### BIOGRAPHY

The largest on-campus facility in college baseball, Dudy Noble Field will see the 58th season of Mississippi State baseball at its current site in 2024. With over 1,700 games played at the venue, the Diamond Dawgs have a .725 winning percentage at the facility, which received a \$68-million upgrade prior to the 2019 season.

The field is named in honor of longtime MSU baseball coach, athletics director and ABCA Hall of Famer Clarke Randolph "Dudy" Noble. On April 27, 1998 the facility was renamed Dudy Noble Field, Polk-DeMent Stadium, honoring another ABCA Hall of Famer, former Bulldog skipper Ron Polk, and the late Gordon DeMent, a successful businessman and longtime fan of the Diamond Dawgs from Indianola, Mississippi.

### The Origin

From 1929 until 1964, Mississippi State hosted its baseball games at the original on-campus venue, Hardy Field, which was located several hundred yards to the south of the Bulldogs' home football venue, Davis Wade Stadium at Scott Field. The baseball field was closed following the 1964 season to make way for the construction of Dorman Hall and for the next two seasons the Diamond Dawgs played their home games at Redbird Park in Columbus, Mississippi, capturing SEC titles both seasons at their temporary home.

The tin-roofed grandstand and 2,000-seat bleachers from the original Dudy Noble Field were transported to the stadium's present site, which became playable for the 1967 season. Since that time, facility enhancements have followed at a steady pace to make the "Carnegie Hall of College Baseball" one of the finest all-around facilities on the road to Omaha. Among with numerous upgrades, the current site has seen two complete demolitions and reconstructions, the latest occurring during a three-year span from 2017-2019 and opening prior to the start of the 2019 campaign.

### Leading the Attendance Boom

With a laundry list of legendary names on its all-time roster, it comes as no surprise that Mississippi State ranks among the nation's attendance leader's year in and year out. The Dudy Noble Field faithful have sold out the reserved seating allotment every season since 1987.

Along with routinely hosting some of the largest crowds in the SEC, 11 of the last 13 three-day Super Bulldog Weekend series have drawn more than 25,000 fans.

MSU eclipsed the 200,000 mark in paid attendance at Dudy Noble Field for six-straight seasons between 2012-17, marking the first such occurrence in the program's history. Over the past two seasons, MSU has eclipsed the 300,000 mark in paid attendance, which had never been done before in back-to-back seasons. In 2013, the Diamond Dawgs' five-millionth fan walked through the turnstiles at Dudy Noble Field. Since home attendance figures were charted starting in 1976, the "Carnegie Hall of College Baseball" has seen 7,616,815 fans rush through the gates.

In 23 of the last 24 seasons, Mississippi State has averaged 6,000 fans per game, including a record average of 11,094 during the 2023 campaign, the second-best mark in the nation. Overall, State has eclipsed the 200,000-fan mark 15 times since 2002, with a school-record 373,784 viewing the 2019 home schedule.

Of the top 25 all-time college baseball on-campus attendances, Dudy Noble Field finds itself on the list 23 times, most notably owning the all-time on-campus attendance record of 16,423 on April 15, 2023. The Bulldogs own 14 of the top 15 marks and 19 of the top 20 marks, in NCAA on-campus history and are the only NCAA baseball program to boast on-campus attendances of 14,000 or more. The five largest NCAA Super Regional crowds have all assembled in Starkville, Mississippi, as well.

From April 14-16, 2023, the Bulldog faithful flooded the gates at Dudy Noble Field to the tune of 43,986 fans for a three-game series versus Ole Miss. The nearly 44,000 fans on the weekend set an NCAA on-campus attendance record for a three-game series.

Dudy Noble Field has ushered in crowds of 10,000 or better 114 times, including 2007 NCAA Super Regional-record draws of 13,715 and 12,620 for nationally-televised, late-morning games against Clemson. In 2019, the first season of the "New Dude," the Diamond Dawgs garnered crowds of 10,000-plus a school-record 10 times.

Mississippi State has hosted 26 postseason events at the facility, including three NCAA District III Tournaments (1973-75), five SEC tournaments (1979, 81, 83, 88 & 95), 16 NCAA Regionals (1979, 84-85, 87-89, 90, 92, 97, 2000, 03, 13, 16, 19 & 21) and four NCAA Super Regionals (2007, 16, 19 & 21).

### The Left Field Lounge™

The aura of Mississippi State baseball at Dudy Noble Field is certainly not confined to the loyal legions in the impressive grandstand, pro-style luxury sky suites or luxurious Left Field Loufts.

In fact, some of the more highly-prized seats at Bulldog baseball games are found beyond the outfield fence in the Left Field Lounge™. Waiting lists greet those seeking to purchase one of the 96 outfield lounges in the iconic two-level outfield tailgate.

Once a colorful assortment of pickup trucks, motor homes, and trailers — most equipped with barbecue grills — lined the outfield fence, completing a circle of humanity at Dudy Noble Field. Now, the permanent lounge spaces are connected to the concourse, allowing everyone to stroll through and experience the iconic lounge culture.

What began in the late 1960s as a popular gathering spot for baseball-loving MSU supporters now forms college baseball's largest tailgate party.

### The "New Dude"

The second demolition at the current site occurred following the 2017 season and the \$68 million facility opened its gates for the 2019 campaign. Architect Wier Boerner Allin, along with consultants Populous and famed stadium architect/State alum Janet Marie Smith designed the project, while construction manager ICM and general contractor JESCO Construction, Inc. oversaw the construction.

Covering 12 acres of land on the Mississippi State University campus, the 230,000 square foot facility carries on Dudy Noble Field's legacy as the "Carnegie Hall of College Baseball." Installation of the second largest scoreboard in college baseball, measuring 43 feet wide by 60 feet high, started the project in 2017. The board, which was the largest in college baseball upon installation, is larger than boards owned by three Major League Baseball teams. The addition of 96 permanent Left Field Lounge rigs encircling the outfield followed during the fall of 2018.

The concourse and lower-level grandstands were in place for the 2018 season, with the Diamond Suites, upper-deck reserved seating area and three unique club areas — Farm Bureau Triple Crown Club, Charlie and Dana Stephenson Omaha Club and The Rooftop Club — were completed prior to the 2019 campaign. The newest version of Dudy Noble Field also features increased restroom facilities and concession points of sale.

The player spaces also received an upgrade, expanding to cover 18,000 square feet underneath the facility. The fully-equipped Bruce and Julie Martin Locker Room includes an embedded equipment room, houses 40 wooden lockers and features an oversized, dimensional halo-lit '85 Script Mississippi State sign suspended overhead in the middle of the room.

The more spacious locker room includes an attached training room with whirlpool and fully-functional fueling station. The Mitch Moreland Hitting Tunnel, which is equipped with HitTrax, and Turner & Gloria Wingo Team Lounge are easily accessed from the home dugout, with the eye-popping player entrance and Hassell H. Franklin Omaha Room greeting players as they enter the facility. The Pat McMahon Pitching Lab is also housed under the stadium, featuring arm care and conditioning equipment, one oversized turfed mound with three pitching rubbers and state of the art video equipment.

### TOP-25 CROWDS

Rank	Attendance	Opponent	Date
1.	16,423	* Ole Miss	April 15, 2023
2.	15,586	Ole Miss	April 12, 2014
3.	15,078	Texas A&M	April 16, 2016
4.	14,991	Florida	April 22, 1989
5.	14,739	Ole Miss	April 14, 2023
6.	14,562	Auburn	April 20, 2013
7.	14,385	# Notre Dame	June 12, 2021
8.	14,378	LSU	April 16, 1988
9.	14,320	Arizona State	Feb. 25, 2023
10.	14,228	LSU	April 9, 2022
11.	14,077	Alabama	March 26, 2022
12.	13,974	LSU	March 16, 2024
13.	13,971	# Notre Dame	June 13, 2021
14.	13,761	Arkansas	April 25, 1992
15.	13,715	^ Clemson	June 9, 2007
16.	13,691	Kentucky	April 8, 2017
17.	13,617	Georgia	April 8, 2006
18.	13,452	^ Arizona	June 11, 2016
19.	13,351	Long Beach State	Feb. 19, 2022
20.	13,338	Ole Miss	April 17, 2021
21.	13,224	Ole Miss	April 11, 2014
22.	13,132	^ Stanford	June 8, 2019
23.	13,123	Ole Miss	April 15, 2000
24.	13,004	Florida	April 18, 2015
25.	12,927	Vanderbilt	March 25, 2023

\* - NCAA on-campus attendance record

^ - NCAA Regional

# - NCAA Super Regional

**NOTE:** Mississippi State owns 103 crowds of 10,000-plus in the history of the program. The top 10 crowds in Dudy Noble Field history are also the top 10 on-campus crowds in NCAA history.



## 2024 SEASON STATISTICS

Record: 16-6 Home: 14-5 Away: 0-0 Neutral: 2-1 SEC: 2-1

Player	avg	gp-gs	ab	r	h	2b	3b	hr	rbi	tb	slg%	bb	hp	so	gdp	ob%	sf	sh	sb-att	po	a	e	fld%
42 Jordan, Dakota	.418	22-22	79	28	33	7	0	11	35	73	.924	25	2	23	0	.566	0	0	1-1	38	3	0	1.000
3 Mershon, David	.380	17-17	71	21	27	8	2	1	16	42	.592	10	1	12	0	.458	1	1	8-8	21	24	0	1.000
7 Hujsak, Connor	.366	22-19	71	25	26	6	2	2	20	42	.592	6	7	11	3	.464	0	2	4-4	37	1	1	.974
8 Larry, Amani	.318	22-22	85	22	27	7	0	2	14	40	.471	18	5	9	1	.455	2	0	3-5	21	17	1	.974
44 Hines, Hunter	.274	22-22	95	17	26	2	0	4	21	40	.421	10	0	22	1	.343	0	0	0-0	137	9	3	.980
38 Chance, Bryce	.250	20-18	68	12	17	6	0	2	17	29	.426	10	2	5	1	.358	1	0	5-6	26	0	0	1.000
10 Cupp, Dylan	.250	19-19	60	12	15	4	0	0	12	19	.317	11	1	12	0	.370	1	4	4-4	21	37	4	.935
40 Kohler, Logan	.242	19-18	62	13	15	3	0	0	9	18	.290	15	3	18	0	.407	1	0	1-1	12	26	1	.974
-----																							
43 Spalitta, Steven	.500	3-0	2	0	1	0	0	0	0	1	.500	0	0	1	0	.500	0	0	0-0	2	0	0	1.000
36 Stevens, Nolan	.462	7-3	13	2	6	1	0	1	2	10	.769	0	0	2	0	.462	0	0	0-0	5	3	0	1.000
5 Downs, Aaron	.400	11-8	35	8	14	2	0	0	7	16	.457	5	0	7	1	.475	0	0	0-0	11	0	1	.917
55 Powell, Joe	.276	12-10	29	7	8	1	0	0	5	9	.310	4	0	5	0	.353	1	0	0-0	96	7	0	1.000
18 Long, Johnny	.243	16-12	37	10	9	0	0	0	5	9	.243	8	5	4	1	.440	0	6	1-1	149	5	0	1.000
13 Chester, Nate	.167	6-4	12	3	2	0	0	0	1	2	.167	7	0	2	1	.474	0	0	0-0	3	6	1	.900
46 McKenzie, Jackson	.143	6-1	7	1	1	0	0	0	0	1	.143	1	0	2	0	.250	0	0	0-0	0	0	0	.000
22 Highfill, Ross	.100	4-3	10	1	1	0	0	0	2	1	.100	1	1	4	0	.214	2	0	0-0	0	0	0	.000
41 Pulliam, Ethan	.000	4-0	2	0	0	0	0	0	1	0	.000	0	0	0	0	.000	0	0	0-0	0	0	0	.000
32 O'Brien, Michael	.000	11-0	0	1	0	0	0	0	0	0	.000	1	0	0	0	1.000	0	0	1-1	3	0	0	1.000
Totals	.309	22	738	183	228	47	4	23	167	352	.477	132	27	139	9	.427	9	13	28-31	588	162	16	.979
Opponents	.234	22	728	95	170	28	2	22	90	268	.368	83	16	247	7	.324	3	11	22-30	546	219	32	.960

LOB - Team (191), Opp (158). DPs turned - Team (11), Opp (16). CI - Team (0), Opp (1). IBB - Team (8), Jordan 6, Hines 2, Opp (5). Picked off - Long 1, Hujsak 1, Kohler 1.

### (All games Sorted by Earned run avg)

Player	era	w-l	app	gs	cg	sho	sv	ip	h	r	er	bb	so	2b	3b	hr	b/avg	wp	hp	bk	sfa	sha
-----																						
6 Forsythe, Logan	0.00	0-0	3	0	0	0/0	0	3.1	0	0	0	1	7	0	0	0	.000	0	0	0	0	0
16 Cheatham, Cole	0.00	0-0	4	0	0	0/0	0	0.2	1	0	0	1	1	0	0	0	.333	0	0	0	0	0
19 Miller, Max	0.00	0-0	1	0	0	0/0	0	0.0	0	0	0	1	0	0	0	0		0	0	0	0	0
25 Dohm, Nate	1.50	3-0	4	4	0	0/0	0	24.0	21	5	4	4	32	4	1	0	.239	1	1	0	1	1
36 Stevens, Nolan	1.84	2-0	6	0	0	0/1	0	14.2	8	3	3	2	19	1	0	1	.154	2	2	0	0	0
45 Davis, Tyler	1.93	1-0	8	0	0	0/0	0	9.1	10	2	2	4	12	2	0	0	.270	0	0	0	0	1
48 Auger, Brooks	2.00	0-1	8	0	0	0/0	2	9.0	6	2	2	3	11	1	0	0	.188	1	0	0	0	0
50 Cijntje, Jurrangelo	2.70	4-0	5	5	0	0/1	0	26.2	15	8	8	16	41	2	0	1	.163	0	4	0	0	1
15 Dotson, Luke	3.38	0-0	6	0	0	0/0	0	8.0	3	3	3	3	14	1	0	0	.111	1	0	0	0	0
30 Loftin, Bradley	3.38	0-0	3	2	0	0/0	0	8.0	7	4	3	1	12	2	0	1	.233	1	1	0	0	0
26 Hardin, Tyson	3.95	2-0	8	2	0	0/1	0	13.2	15	7	6	7	9	3	1	0	.306	3	0	0	1	5
14 Stephen, Khal	5.01	2-2	5	5	0	0/0	0	23.1	21	13	13	5	27	2	0	4	.239	0	3	0	0	0
2 Schuelke, Cam	5.14	1-1	11	0	0	0/1	1	14.0	16	8	8	8	14	4	0	1	.302	0	0	1	1	1
31 Ligon, Karson	5.56	0-0	6	1	0	0/0	0	11.1	12	10	7	9	12	1	0	4	.273	1	2	0	0	0
12 Siary, Evan	6.00	0-1	5	2	0	0/0	0	9.0	12	6	6	2	8	4	0	3	.308	0	0	0	0	0
21 Holcombe, Colby	8.10	1-1	6	1	0	0/0	0	13.1	10	12	12	9	17	1	0	4	.204	0	1	0	0	1
9 Kohn, Pico	9.00	0-0	1	0	0	0/0	0	1.0	1	1	1	1	0	0	0	0	.333	0	0	0	0	0
27 Black, Gavin	9.53	0-0	6	0	0	0/0	0	5.2	8	7	6	6	9	0	0	2	.333	0	1	0	0	1
11 Clark, KK	36.00	0-0	2	0	0	0/0	0	1.0	4	4	4	0	2	0	0	1	.500	0	1	0	0	0
Totals	4.04	16-6	22	22	0	1/1	3	196.0	170	95	88	83	247	28	2	22	.234	10	16	1	3	11
Opponents	8.16	6-16	22	22	0	0/0	4	182.0	228	183	165	132	139	47	4	23	.309	27	27	1	9	13

PB - Team (3), Long 2, Powell 1, Opp (3). Pickoffs - Team (8), Stephen 2, Dohm 2, Holcombe 1, Long 1, Loftin 1, Schuelke 1, Opp (3). SBA/ATT - Powell (11-15), Long (10-10), Cijntje (5-5), Ligon (3-4), Stephen (1-3), Loftin (2-3), Dotson (3-3), Holcombe (1-2), Kohn (1-2), Auger (1-2), Dohm (1-2), Hardin (2-2), Stevens (1-1), Forsythe (1-1).



## 2024 SOUTHEASTERN CONFERENCE STATISTICS

Record: 2-1 Home: 2-1 Away: 0-0 SEC: 2-1

Player	avg	gp-gs	ab	r	h	2b	3b	hr	rbi	tb	slg%	bb	hp	so	gdp	ob%	sf	sh	sb-att	po	a	e	fld%
5 Downs, Aaron	.500	3-3	14	5	7	1	0	0	3	8	.571	1	0	1	1	.533	0	0	0-0	5	0	0	1.000
7 Hujsak, Connor	.500	3-3	12	6	6	1	0	0	3	7	.583	2	1	1	0	.600	0	0	0-0	9	0	0	1.000
42 Jordan, Dakota	.364	3-3	11	4	4	0	0	1	4	7	.636	4	0	1	0	.533	0	0	0-0	4	0	0	1.000
8 Larry, Amani	.364	3-3	11	1	4	1	0	0	3	5	.455	4	1	2	0	.563	0	0	0-0	3	3	0	1.000
40 Kohler, Logan	.357	3-3	14	2	5	2	0	0	4	7	.500	1	0	3	0	.400	0	0	0-0	2	3	0	1.000
18 Long, Johnny	.333	3-2	9	2	3	0	0	0	1	3	.333	1	1	0	0	.455	0	0	0-0	18	3	0	1.000
44 Hines, Hunter	.231	3-3	13	6	3	0	0	3	5	12	.923	2	0	5	0	.333	0	0	0-0	23	1	0	1.000
3 Mershon, David	.214	3-3	14	4	3	1	0	0	1	4	.286	1	0	5	0	.267	0	0	4-4	6	8	0	1.000
-----																							
36 Stevens, Nolan	1.000	1-0	1	1	1	0	0	0	0	1	1.000	0	0	0	0	1.000	0	0	0-0	0	1	0	1.000
55 Powell, Joe	.500	1-1	2	0	1	0	0	0	0	1	.500	1	0	1	0	.667	0	0	0-0	7	0	0	1.000
38 Chance, Bryce	.333	2-2	9	2	3	1	0	1	6	7	.778	0	0	1	0	.300	1	0	0-0	0	0	0	.000
10 Cupp, Dylan	.333	1-1	3	0	1	0	0	0	0	1	.333	0	1	0	0	.500	0	0	0-0	1	2	1	.750
13 Chester, Nate	.000	1-0	0	0	0	0	0	0	0	0	.000	0	0	0	0	.000	0	0	0-0	0	2	0	1.000
Totals	.363	3	113	33	41	7	0	5	30	63	.558	17	4	20	1	.459	1	0	4-4	78	24	1	.990
Opponents	.250	3	100	18	25	5	0	7	18	51	.510	23	0	27	2	.390	0	1	1-1	74	23	6	.942

LOB - Team (28), Opp (28). DPs turned - Team (3), Opp (1). IBB - Team (2), Hines 2, Opp (3). Picked off - Long 1.

### (SEC games only Sorted by Earned run avg)

Player	era	w-l	app	gs	cg	sho	sv	ip	h	r	er	bb	so	2b	3b	hr	b/avg	wp	hp	bk	sfa	sha
-----																						
31 Ligon, Karson	0.00	0-0	1	0	0	0/0	0	3.1	2	0	0	3	3	0	0	0	.200	0	0	0	0	0
26 Hardin, Tyson	0.00	0-0	1	0	0	0/0	0	2.1	2	0	0	3	3	0	0	0	.250	2	0	0	0	1
45 Davis, Tyler	0.00	0-0	1	0	0	0/0	0	2.0	1	0	0	1	2	0	0	0	.143	0	0	0	0	0
15 Dotson, Luke	0.00	0-0	1	0	0	0/0	0	0.1	0	0	0	0	1	0	0	0	.000	0	0	0	0	0
36 Stevens, Nolan	1.59	1-0	1	0	0	0/0	0	5.2	1	1	1	2	8	1	0	0	.056	1	0	0	0	0
50 Cijntje, Jurrangelo	5.40	1-0	1	1	0	0/0	0	5.0	5	3	3	5	6	1	0	0	.250	0	0	0	0	0
12 Siary, Evan	9.00	0-0	1	1	0	0/0	0	3.0	5	3	3	2	1	2	0	2	.357	0	0	0	0	0
2 Schuelke, Cam	10.80	0-0	3	0	0	0/0	0	1.2	2	2	2	2	2	1	0	1	.286	0	0	1	0	0
14 Stephen, Khal	22.50	0-1	1	1	0	0/0	0	2.0	5	5	5	1	1	0	0	3	.455	0	0	0	0	0
27 Black, Gavin	54.00	0-0	1	0	0	0/0	0	0.2	2	4	4	4	0	0	0	1	.500	0	0	0	0	0
Totals	6.23	2-1	3	3	0	0/0	0	26.0	25	18	18	23	27	5	0	7	.250	3	0	1	0	1
Opponents	10.58	1-2	3	3	0	0/0	1	24.2	41	33	29	17	20	7	0	5	.363	3	4	0	1	0

PB - Team (0), Opp (1). Pickoffs - Team (0), Opp (1). SBA/ATT - Long (1-1), Dotson (1-1).





## 2024 GAME-BY-GAME (HITTING)

Date	Opponent	ab	r	h	rbi	2b	3b	hr	tb	bb	ibb	sb	cs	hbp	sac	sf	gdp	k	po	a	e	lob	avg
Feb 16	AIR FORCE	34	8	9	7	2	1	2	19	6	0	2	0	0	0	0	0	10	27	10	2	8	.265
Feb 17	AIR FORCE	32	2	9	1	3	0	0	12	4	0	0	2	0	1	1	0	5	27	7	0	9	.273
Feb 18	AIR FORCE	35	10	12	8	3	0	1	18	3	0	0	0	1	1	0	1	5	27	9	1	6	.297
Feb 20	AUSTIN PEAY	30	2	4	2	0	0	0	4	5	0	1	0	2	0	1	0	10	27	7	1	9	.260
Feb 21	AUSTIN PEAY	31	10	6	10	1	0	1	10	14	0	1	0	4	1	0	1	7	27	8	0	13	.247
Feb 23	GA. SOUTHERN	30	5	11	4	3	0	0	14	4	0	0	0	2	3	1	1	3	27	5	1	11	.266
Feb 24	GA. SOUTHERN	33	4	7	4	0	0	0	7	3	0	0	0	2	0	0	0	9	27	4	1	7	.258
Feb 25	GA. SOUTHERN	38	10	15	9	2	0	0	17	4	0	3	0	0	1	1	0	6	27	9	0	11	.278
Feb 27	JACKSON STATE	31	19	14	19	3	1	1	22	10	0	2	0	2	0	0	0	4	21	3	0	6	.296
Feb 29	MOUNT ST. MARY'	32	12	12	11	4	0	0	16	9	0	1	1	0	1	2	0	5	27	9	2	8	.304
Mar 02	MOUNT ST. MARY'	31	7	10	7	3	1	1	18	3	0	1	0	0	0	1	0	6	27	8	2	4	.305
Mar 02	MOUNT ST. MARY'	26	6	4	3	0	0	0	4	3	0	1	0	3	2	0	0	11	27	8	0	4	.295
Mar 05	vs Southern Miss	32	5	7	5	3	0	1	13	3	0	3	0	2	1	0	1	12	27	8	0	6	.289
Mar 08	EVANSVILLE	32	5	11	5	3	0	1	17	5	1	1	0	3	1	0	1	8	27	4	0	12	.293
Mar 09	EVANSVILLE	33	8	9	8	3	0	2	18	4	0	1	0	0	0	1	0	5	27	3	0	6	.292
Mar 10	EVANSVILLE	33	13	13	12	1	0	2	20	12	3	4	0	0	1	0	1	3	24	6	0	11	.298
Mar 12	vs South Alabama	35	5	10	5	3	0	2	19	5	1	2	0	0	0	0	0	3	27	8	1	8	.297
Mar 13	vs New Orleans	35	2	8	2	0	0	1	11	8	1	0	0	1	0	0	2	3	33	10	2	12	.293
*Mar 15	LSU	40	10	16	9	0	0	2	22	3	0	4	0	1	0	0	0	7	27	10	1	10	.300
*Mar 16	LSU	35	8	10	7	3	0	1	16	7	0	0	0	2	0	1	1	6	27	9	0	10	.299
*Mar 17	LSU	38	15	15	14	4	0	2	25	7	2	0	0	1	0	0	0	7	24	5	0	8	.305
Mar 19	MEMPHIS	42	17	16	15	3	1	3	30	10	0	1	0	1	0	0	0	4	27	12	2	12	.309
Totals		738	183	228	167	47	4	23	352	132	8	28	3	27	13	9	9	139	588	162	16	191	.309

## 2024 GAME-BY-GAME (PITCHING)

Date	Opponent	ip	h	r	er	bb	so	2b	3b	hr	wp	bk	hbp	dp	ibb	score	w-l	sv	era
Feb 16	AIR FORCE	9.0	10	4	3	2	9	5	0	1	1	0	0	0	1	8-4	1-0	1	3.00
Feb 17	AIR FORCE	9.0	4	3	3	4	13	0	0	1	1	0	2	1	0	2-3	1-1	1	3.00
Feb 18	AIR FORCE	9.0	6	2	1	3	16	0	0	0	1	0	1	1	0	10-2	2-1	1	2.33
Feb 20	AUSTIN PEAY	9.0	8	3	3	0	13	0	0	1	1	0	1	1	0	2-3	2-2	1	2.50
Feb 21	AUSTIN PEAY	9.0	16	13	13	5	9	4	0	3	0	0	0	0	0	10-13	2-3	1	4.60
Feb 23	GA. SOUTHERN	9.0	6	1	1	1	15	0	0	1	0	0	0	1	0	5-1	3-3	1	4.00
Feb 24	GA. SOUTHERN	9.0	12	11	10	4	10	2	0	1	1	0	3	0	0	4-11	3-4	1	4.86
Feb 25	GA. SOUTHERN	9.0	7	2	2	6	11	0	0	0	0	0	2	0	0	10-2	4-4	1	4.50
Feb 27	JACKSON STATE	7.0	7	6	6	2	11	1	0	2	1	0	1	0	0	19-6	5-4	1	4.78
Feb 29	MOUNT ST. MARY'	9.0	6	2	2	1	12	0	0	0	0	0	2	1	0	12-2	6-4	1	4.50
Mar 02	MOUNT ST. MARY'	9.0	8	2	1	3	12	0	0	0	0	0	1	0	0	7-2	7-4	1	4.18
Mar 02	MOUNT ST. MARY'	9.0	4	0	0	4	13	1	0	0	0	0	0	1	0	6-0	8-4	1	3.82
Mar 05	vs Southern Miss	9.0	6	4	3	3	9	0	0	1	1	0	0	0	0	5-4	9-4	2	3.76
Mar 08	EVANSVILLE	9.0	11	2	2	2	12	3	1	0	0	0	1	0	0	5-2	10-4	3	3.63
Mar 09	EVANSVILLE	9.0	5	3	3	4	6	1	0	2	0	0	0	0	0	8-3	11-4	3	3.59
Mar 10	EVANSVILLE	8.0	5	3	3	4	11	0	0	1	0	0	1	0	0	13-3	12-4	3	3.57
Mar 12	vs South Alabama	9.0	8	6	6	5	15	2	0	0	0	0	1	1	0	5-6	12-5	3	3.72
Mar 13	vs New Orleans	11.0	5	1	0	5	13	2	1	0	0	0	0	0	1	2-1	13-5	3	3.47
*Mar 15	LSU	9.0	6	4	4	5	9	3	0	2	1	0	0	1	0	10-4	14-5	3	3.49
*Mar 16	LSU	9.0	11	9	9	12	8	0	0	4	2	0	0	2	2	8-9	14-6	3	3.77
*Mar 17	LSU	8.0	8	5	5	6	10	2	0	1	0	1	0	0	1	15-5	15-6	3	3.85
Mar 19	MEMPHIS	9.0	11	9	8	2	10	2	0	1	0	0	0	1	0	17-9	16-6	3	4.04
Totals		196.0	170	95	88	83	247	28	2	22	10	1	16	11	5	183-95	16-6	3	4.04



## 2024 GAME-BY-GAME STARTERS (BATTING ORDER)

DATE	OPPONENT	1	2	3	4	5	6	7	8	9	SP
2/16	Air Force	Larry	Jordan	Hines	Chance	Kohler	Hujsak	Downs	Long	Cupp	Dohm
2/17	Air Force	Larry	Jordan	Hines	Chance	Hujsak	Highfill	Chester	Powell	Cupp	Stephen
2/18	Air Force	Larry	Jordan	Hines	Chance	Hujsak	McKenzie	Chester	Long	Cupp	Cijntje
2/20	Austin Peay	Larry	Jordan	Hines	Chance	Hujsak	Highfill	Chester	Powell	Cupp	Siary
2/21	Austin Peay	Larry	Jordan	Hines	Chance	Highfill	Hujsak	Chester	Long	Cupp	Hardin
2/23	Georgia Southern	Larry	Mershon	Jordan	Hines	Chance	Kohler	Hujsak	Long	Cupp	Dohm
2/24	Georgia Southern	Larry	Mershon	Jordan	Hines	Chance	Kohler	Hujsak	Powell	Cupp	Stephen
2/25	Georgia Southern	Larry	Mershon	Jordan	Hines	Chance	Kohler	Downs	Long	Cupp	Cijntje
2/27	Jackson State	Larry	Mershon	Jordan	Hines	Chance	Kohler	Hujsak	Powell	Cupp	Holcombe
2/29	Mount St. Mary's	Larry	Mershon	Jordan	Hines	Chance	Kohler	Stevens	Long	Cupp	Dohm
3/2	Mount St. Mary's - G1	Larry	Mershon	Jordan	Hines	Chance	Kohler	Hujsak	Powell	Cupp	Stephen
3/2	Mount St. Mary's - G2	Larry	Mershon	Jordan	Hines	Chance	Kohler	Hujsak	Long	Cupp	Cijntje
3/5	vs. Southern Miss (1)	Larry	Mershon	Jordan	Hines	Chance	Kohler	Hujsak	Powell	Cupp	Ligon
3/8	Evansville	Larry	Mershon	Jordan	Hines	Chance	Kohler	Stevens	Long	Cupp	Dohm
3/9	Evansville	Larry	Mershon	Jordan	Hines	Downs	Kohler	Hujsak	Powell	Cupp	Stephen
3/10	Evansville	Larry	Mershon	Jordan	Hines	Downs	Kohler	Hujsak	Long	Cupp	Cijntje
3/12	vs. South Alabama (2)	Larry	Mershon	Jordan	Hines	Chance	Kohler	Hujsak	Powell	Cupp	Loftin
3/13	vs. New Orleans (2)	Larry	Mershon	Jordan	Hines	Hujsak	Stevens	Kohler	Long	Cupp	Hardin
3/15	LSU*	Larry	Mershon	Jordan	Hines	Hujsak	Downs	Kohler	Long	Cupp	Siary
3/16	LSU*	Larry	Mershon	Jordan	Hines	Hujsak	Downs	Kohler	Chance	Powell	Stephen
3/17	LSU*	Larry	Mershon	Jordan	Hines	Hujsak	Downs	Kohler	Chance	Long	Cijntje
3/19	Memphis	Larry	Mershon	Jordan	Hines	Hujsak	Downs	Kohler	Chance	Powell	Loftin
3/21	at Texas A&M*										
3/22	at Texas A&M*										
3/23	at Texas A&M*										
3/26	at Samford										
3/29	at Florida*										
3/30	at Florida*										
3/31	at Florida*										
4/2	Central Arkansas										
4/5	Georgia*										
4/6	Georgia*										
4/7	Georgia*										
4/9	UAB										
4/12	at Ole Miss*										
4/13	at Ole Miss*										
4/14	at Ole Miss*										
4/16	Alcorn State										
4/19	Auburn*										
4/20	Auburn*										
4/21	Auburn*										
4/23	at Memphis										
4/26	at Vanderbilt*										
4/27	at Vanderbilt*										
4/28	at Vanderbilt*										
4/30	vs. Ole Miss (1)										
5/3	Alabama*										
5/4	Alabama*										
5/5	Alabama*										
5/10	at Arkansas*										
5/11	at Arkansas*										
5/12	at Arkansas*										
5/14	North Alabama										
5/16	Missouri*										
5/17	Missouri*										
5/18	Missouri*										

\* - Southeastern Conference game | (1) - Trustmark Park; Pearl, Miss. | (2) - Shuckers Ballpark; Biloxi, Miss.



## 2024 GAME-BY-GAME STARTERS (POSITION)

DATE	OPPONENT	C	1B	2B	3B	SS	LF	CF	RF	DH	SP
2/16	Air Force	Long	Hines	Larry	Kohler	Cupp	Chance	Hujsak	Jordan	Downs	Dohm
2/17	Air Force	Powell	Hines	Larry	Chester	Cupp	Chance	Hujsak	Jordan	Highfill	Stephen
2/18	Air Force	Long	Hines	Larry	Chester	Cupp	Chance	Hujsak	Jordan	McKenzie	Cijntje
2/20	Austin Peay	Powell	Hines	Larry	Chester	Cupp	Chance	Hujsak	Jordan	Highfill	Siary
2/21	Austin Peay	Long	Hines	Larry	Chester	Cupp	Chance	Hujsak	Jordan	Highfill	Hardin
2/23	Georgia Southern	Long	Hines	Larry	Kohler	Cupp	Chance	Hujsak	Jordan	Mershon	Dohm
2/24	Georgia Southern	Powell	Hines	Larry	Kohler	Cupp	Chance	Hujsak	Jordan	Mershon	Stephen
2/25	Georgia Southern	Long	Hines	Larry	Kohler	Cupp	Chance	Jordan	Downs	Mershon	Cijntje
2/27	Jackson State	Powell	Hines	Larry	Kohler	Cupp	Chance	Hujsak	Jordan	Mershon	Holcombe
2/29	Mount St. Mary's	Long	Hines	Mershon	Kohler	Cupp	Chance	Jordan	Stevens	Larry	Dohm
3/2	Mount St. Mary's - G1	Powell	Hines	Mershon	Kohler	Cupp	Chance	Hujsak	Jordan	Larry	Stephen
3/2	Mount St. Mary's - G2	Long	Hines	Mershon	Kohler	Cupp	Chance	Hujsak	Jordan	Larry	Cijntje
3/5	vs. Southern Miss (1)	Powell	Hines	Mershon	Kohler	Cupp	Chance	Hujsak	Jordan	Larry	Ligon
3/8	Evansville	Long	Hines	Mershon	Kohler	Cupp	Chance	Jordan	Stevens	Larry	Dohm
3/9	Evansville	Powell	Hines	Mershon	Kohler	Cupp	Downs	Hujsak	Jordan	Larry	Stephen
3/10	Evansville	Long	Hines	Mershon	Kohler	Cupp	Downs	Hujsak	Jordan	Larry	Cijntje
3/12	vs. South Alabama (2)	Powell	Hines	Mershon	Kohler	Cupp	Chance	Hujsak	Jordan	Larry	Loftin
3/13	vs. New Orleans (2)	Long	Hines	Mershon	Kohler	Cupp	Stevens	Hujsak	Jordan	Larry	Hardin
3/15	LSU*	Long	Hines	Mershon	Kohler	Cupp	Downs	Hujsak	Jordan	Larry	Siary
3/16	LSU*	Powell	Hines	Larry	Kohler	Mershon	Downs	Hujsak	Jordan	Chance	Stephen
3/17	LSU*	Long	Hines	Larry	Kohler	Mershon	Downs	Hujsak	Jordan	Chance	Cijntje
3/19	Memphis	Powell	Hines	Larry	Kohler	Mershon	Downs	Hujsak	Jordan	Chance	Loftin
3/21	at Texas A&M*										
3/22	at Texas A&M*										
3/23	at Texas A&M*										
3/26	at Samford										
3/29	at Florida*										
3/30	at Florida*										
3/31	at Florida*										
4/2	Central Arkansas										
4/5	Georgia*										
4/6	Georgia*										
4/7	Georgia*										
4/9	UAB										
4/12	at Ole Miss*										
4/13	at Ole Miss*										
4/14	at Ole Miss*										
4/16	Alcorn State										
4/19	Auburn*										
4/20	Auburn*										
4/21	Auburn*										
4/23	at Memphis										
4/26	at Vanderbilt*										
4/27	at Vanderbilt*										
4/28	at Vanderbilt*										
4/30	vs. Ole Miss (1)										
5/3	Alabama*										
5/4	Alabama*										
5/5	Alabama*										
5/10	at Arkansas*										
5/11	at Arkansas*										
5/12	at Arkansas*										
5/14	North Alabama										
5/16	Missouri*										
5/17	Missouri*										
5/18	Missouri*										

\* - Southeastern Conference game | (1) - Trustmark Park; Pearl, Miss. | (2) - Shuckers Ballpark; Biloxi, Miss.



## 2024 TV/MEDIA ROSTER



**2 | Cam Schuelke**  
RHP | R/R | Sr./Jr.  
Dorr, Mich.



**3 | David Mershon**  
IF | S/R | So./So.  
Taylors, S.C.



**4 | Mikhail Grant**  
RHP | R/R | Fr./Fr.  
Stockbridge, Ga.



**5 | Aaron Downs**  
IF/OF | R/R | Jr./Jr.  
Pella, Iowa



**6 | Logan Forsythe**  
RHP | R/R | So./So.  
D'Iberville, Miss.



**7 | Connor Hujsak**  
IF/OF | R/R | Sr./Sr.  
Goffstown, N.H.



**8 | Amani Larry**  
IF | R/R | Sr./Sr.  
Bossier City, La.



**9 | Pico Kohn**  
LHP | L/L | Jr./So.  
Verben, Ala.



**10 | Dylan Cupp**  
IF | R/R | Fr./Fr.  
Cedartown, Ga.



**11 | KK Clark**  
RHP | R/R | Fr./Fr.  
Brandon, Miss.



**12 | Evan Siary**  
RHP | R/R | So./So.  
Columbus, Miss.



**13 | Nate Chester**  
IF | R/R | Jr./Jr.  
Kansas City, Mo.




**14 | Khal Stephen**  
RHP | R/R | Jr./Jr.  
Williamsport, Ind.



**15 | Luke Dotson**  
IF/LHP | L/L | Fr./Fr.  
Marietta, Ga.



**16 | Cole Cheatham**  
LHP | L/L | Jr./Jr.  
Ardmore, Ala.



**17 | Stone Simmons**  
RHP | R/R | Gr./Jr.  
Houston, Texas



**18 | Johnny Long**  
C | R/R | Gr./Gr.  
Naples, Fla.



**19 | Max Miller**  
LHP | L/L | So./So.  
Vance, Miss.



**20 | Will Passeau**  
RHP | R/R | Jr./Jr.  
Mobile, Ala.



**21 | Colby Holcombe**  
RHP | R/R | Jr./Jr.  
Florence, Ala.



**22 | Ross Highfill**  
C | R/R | So./So.  
Madison, Miss.



**23 | Jackson Owen**  
C | R/R | Jr./Jr.  
Starkville, Miss.




**24 | Jace Norton**  
IF | R/R | Fr./Fr.  
Auburn, Ala.



**25 | Nate Dohm**  
RHP | R/R | Jr./Jr.  
Zionsville, Ind.



**26 | Tyson Hardin**  
RHP | R/R | Jr./Jr.  
Dover, Fla.



**27 | Gavin Black**  
RHP | L/R | So./So.  
Bogart, Ga.



**28 | Gage Haley**  
RHP | R/R | Fr./Fr.  
Southaven, Miss.



**30 | Bradley Loftin**  
LHP | L/L | So./So.  
Southaven, Miss.



**31 | Karson Ligon**  
RHP | R/R | Jr./Jr.  
Sarasota, Fla.



**32 | Michael O'Brien**  
OF | L/L | Fr./Fr.  
River Ridge, La.



**33 | Rives Reynolds**  
OF | R/R | Fr./Fr.  
Flowood, Miss.



**36 | Nolan Stevens**  
IF/OF/LHP | L/L | Fr./Fr.  
Elk Grove, Calif.



**37 | Brett House**  
IF/OF | R/R | Fr./Fr.  
Hoschton, Ga.



**38 | Bryce Chance**  
OF | R/R | Jr./So.  
Ridgeland, Miss.




**40 | Logan Kohler**  
IF | L/R | Sr./Sr.  
Little Elm, Texas



**41 | Ethan Pulliam**  
IF/OF | R/R | Fr./Fr.  
Starkville, Miss.




**42 | Dakota Jordan**  
OF | R/R | So./So.  
Canton, Miss.




**43 | Steven Spalitta**  
IF/C | L/R | Fr./Fr.  
Mandeville, La.



**44 | Hunter Hines**  
IF/OF | L/R | Jr./Jr.  
Madison, Miss.



**45 | Tyler Davis**  
LHP | L/L | Sr./Sr.  
Newport News, Va.



**46 | Jackson McKenzie**  
INF/OF/LHP | L/L | Fr./Fr.  
Pace, Fla.



**48 | Brooks Auger**  
RHP | R/R | Sr./Jr.  
Farmville, La.



**50 | Jurrangelo Cijntje**  
BHP | S/S | So./So.  
Pembroke Pines, Fla.



**55 | Joe Powell**  
C | R/R | Sr./Sr.  
Mason, Ohio



**-- | Will Gibbs**  
RHP | R/R | So./So.  
Flowood, Miss.

## HITTER PROFILES

# 3 DAVID MERSHON

INF | S/R | SO. | 5-8 | 165  
TAYLORS, S.C. / EASTSIDE HS

### QUICK HITS

- Has seven members of his family that have played at the collegiate level or higher
- Started 25 of his 30 games played with 17 at shortstop as a true freshman
- Had a career-long 12 game hitting streak from (Feb. 23 - March 12)

### SINGLE GAME CAREER HIGHS

At Bats	5	8x last vs Memphis (3/19/24)
Hits	4	vs. Georgia Southern (2/25/24)
Runs Scored	4	vs. Memphis (3/19/24)
Runs Batted In	4	2x last vs. Jackson State (2/27/24)
Doubles	1	11x last vs Memphis (3/19/24)
Triples	1	2x last vs Mount St. Mary's (3/2/24)
Home Runs	1	vs Memphis (3/19/24)
Walks	2	4x last vs Jackson State (2/27/24)
Stolen Bases	4	vs LSU (3/15/24)

### MISCELLANEOUS STATS

	2024	CAREER
2 Hit Game	3	8
3 Hit Game	3	6
4+ Hit Game	1	1
2 RBI Game	2	6
3 RBI Game	--	1
4+ RBI Game	1	2

### MERSHON'S GAME-BY-GAME HITTING STATS

DATE	OPP	POS	AB	R	H	RBI	2B	3B	HR	BB	K	SB	CS	AVG
2/23	Georgia Southern	DH	3	0	1	1	0	0	0	0	0	0	0	.333
2/24	Georgia Southern	DH	5	0	1	2	0	0	0	0	0	0	0	.250
2/25	Georgia Southern	DH	5	1	4	2	1	0	0	0	0	1	0	.462
2/27	Jackson State	DH	3	3	1	4	0	1	0	2	1	0	0	.438
2/29	Mount St. Mary's	2B	4	2	3	1	0	0	0	0	0	0	0	.500
3/2	Mount St. Mary's	2B	4	1	3	1	1	1	0	0	0	1	0	.542
3/2	Mount St. Mary's	2B	4	0	1	1	0	0	0	0	2	0	0	.500
3/5	vs Southern Miss	2B	3	1	1	1	1	0	0	1	0	1	0	.484
3/8	Evansville	2B	4	1	1	0	1	0	0	1	2	0	0	.457
3/9	Evansville	2B	4	2	1	0	1	0	0	1	1	0	0	.436
3/10	Evansville	2B	4	1	2	1	0	0	0	1	1	0	0	.442
3/12	vs South Alabama	2B	5	1	2	0	1	0	0	0	0	1	0	.438
3/13	vs New Orleans	2B	4	0	0	0	0	0	0	1	0	0	0	.404
3/15	LSU	2B/SS	4	2	0	0	0	0	0	1	2	4	0	.375
3/16	LSU	SS	5	0	1	1	1	0	0	0	1	0	0	.361
3/17	LSU	SS	5	2	2	0	0	0	0	0	2	0	0	.364
3/19	Memphis	SS	5	4	3	1	1	0	1	1	0	0	0	.380
<b>TOTALS</b>			<b>71</b>	<b>21</b>	<b>27</b>	<b>16</b>	<b>8</b>	<b>2</b>	<b>1</b>	<b>10</b>	<b>12</b>	<b>8</b>	<b>0</b>	<b>.380</b>

### CAREER HITTING STATS

YEAR	AVG	GP-GS	AB	R	H	2B	3B	HR	RBI	TB	SLG%	BB	HP	SO	GDP	OB%	SF	SH
2023	.280	30-25	82	16	23	2	0	0	5	25	.305	20	1	17	1	.427	0	4
2024	.380	17-17	71	21	27	8	2	1	16	42	.592	10	1	12	0	.458	1	1
<b>TOTAL</b>	<b>.327</b>	<b>47-42</b>	<b>153</b>	<b>37</b>	<b>50</b>	<b>10</b>	<b>2</b>	<b>1</b>	<b>21</b>	<b>67</b>	<b>.438</b>	<b>30</b>	<b>2</b>	<b>29</b>	<b>1</b>	<b>.441</b>	<b>1</b>	<b>5</b>

# 5 AARON DOWNS

INF/OF | R/R | JR. | 6-0 | 210  
PELLA, IOWA / HERITAGE ACADEMY

### QUICK HITS

- Picked up the game winning hit against New Orleans
- Hitting .500 over the last five games for the Dawgs
- Set a career-high with four hits against LSU on March 17

### SINGLE GAME CAREER HIGHS

At Bats	5	3x last vs Memphis (3/19/24)
Hits	4	vs LSU (3/17/24)
Runs Scored	3	vs. Arkansas State (3/21/23)
Runs Batted In	3	vs Memphis (3/19/24)
Doubles	1	3x last vs LSU (3/17/24)
Triples	--	
Home Runs	--	
Walks	2	vs. Arkansas State (3/21/23)
Stolen Bases	--	

### MISCELLANEOUS STATS

	2024	CAREER
2 Hit Game	3	6
3 Hit Game	--	--
4+ Hit Game	1	1
2 RBI Game	1	2
3 RBI Game	1	1
4+ RBI Game	--	--

### DOWNS' GAME-BY-GAME HITTING STATS

DATE	OPP	POS	AB	R	H	RBI	2B	3B	HR	BB	K	SB	CS	AVG
2/16	Air Force	DH	4	0	1	0	1	0	0	0	3	0	0	.250
2/25	Georgia Southern	RF	3	0	0	0	0	0	0	0	1	0	0	.143
2/27	Jackson State	PH/LF	0	0	0	0	0	0	0	0	1	0	0	.143
3/9	Evansville	LF	3	1	1	0	0	0	0	1	1	0	0	.200
3/10	Evansville	LF	3	1	2	0	0	0	0	1	0	0	0	.308
3/12	vs South Alabama	PH/LF	2	0	0	0	0	0	0	0	0	0	0	.267
3/13	vs New Orleans	PH	1	0	1	1	0	0	0	0	0	0	0	.313
3/15	LSU	LF	5	2	2	1	0	0	0	0	0	0	0	.333
3/16	LSU	LF	4	2	1	0	0	0	0	1	1	0	0	.320
3/17	LSU	LF	5	1	4	2	1	0	0	0	0	0	0	.400
3/19	Memphis	LF	5	1	2	3	0	0	0	1	1	0	0	.400
<b>TOTALS</b>			<b>35</b>	<b>8</b>	<b>14</b>	<b>7</b>	<b>2</b>	<b>0</b>	<b>0</b>	<b>5</b>	<b>7</b>	<b>0</b>	<b>0</b>	<b>.400</b>

### CAREER HITTING STATS

YEAR	AVG	GP-GS	AB	R	H	2B	3B	HR	RBI	TB	SLG%	BB	HP	SO	GDP	OB%	SF	SH
2022	.206	18-7	34	5	7	3	0	0	2	10	.294	4	1	15	0	.308	0	1
2023	.261	19-2	23	4	6	0	0	0	1	6	.261	5	0	9	1	.393	0	0
2024	.400	11-8	35	8	14	2	0	0	7	16	.457	5	0	7	1	.475	0	0
<b>TOTAL</b>	<b>.293</b>	<b>48-17</b>	<b>92</b>	<b>17</b>	<b>27</b>	<b>5</b>	<b>0</b>	<b>0</b>	<b>10</b>	<b>32</b>	<b>.348</b>	<b>14</b>	<b>1</b>	<b>31</b>	<b>2</b>	<b>.393</b>	<b>0</b>	<b>1</b>



## HITTER PROFILES

# 7 CONNOR HUJSAK

INF/OF | R/R | SR. | 6-2 | 200  
GOFFSTOWN, N.H. / GOFFSTOWN HS / VCU

### QUICK HITS

- Hitting .429 over the Dawgs last five games
- On a eight-game hitting streak entering the weekend
- Has hit 23 career home runs with two coming this season

### SINGLE GAME CAREER HIGHS

At Bats	6	vs. UMass (5/14/22)*
Hits	4	vs. Old Dominion (5/10/22)*
Runs Scored	3	4x last vs Memphis (3/19/24)
Runs Batted In	4	2x last vs Memphis (3/19/24)
Doubles	2	2x last vs Mount St. Mary's (2/29/24)
Triples	1	3x last vs. Memphis (3/19/24)
Home Runs	2	vs. North Carolina (6/4/22)*
Walks	2	vs. Richmond (4/17/22)*
Stolen Bases	4	vs. George Washington (5/7/22)*

\*Career-highs from VCU

### MISCELLANEOUS STATS

	2024	CAREER
2 Hit Game	6	22
3 Hit Game	2	10
4+ Hit Game	--	2
2 RBI Game	3	25
3 RBI Game	2	9
4+ RBI Game	1	3

### HUJSAK'S GAME-BY-GAME HITTING STATS

DATE	OPP	POS	AB	R	H	RBI	2B	3B	HR	BB	K	SB	CS	AVG
2/16	Air Force	CF	4	0	1	1	0	1	0	0	0	0	0	.250
2/17	Air Force	CF	2	0	0	0	0	0	0	1	0	0	0	.167
2/18	Air Force	CF	4	0	1	2	0	0	0	0	1	0	0	.200
2/20	Austin Peay	CF	3	0	0	0	0	0	0	0	2	0	0	.154
2/21	Austin Peay	CF	2	1	0	1	0	0	0	1	1	1	0	.133
2/23	Georgia Southern	CF	4	1	1	0	1	0	0	0	1	0	0	.158
2/24	Georgia Southern	CF	3	0	1	0	0	0	0	0	2	0	0	.182
2/25	Georgia Southern	CF	2	1	2	3	0	0	0	0	0	1	0	.250
2/27	Jackson State	CF	1	2	0	0	0	0	0	1	0	0	0	.240
2/29	Mount St. Mary's	PR/CF	2	2	2	2	2	0	0	0	0	1	0	.296
3/2	Mount St. Mary's	CF	4	2	2	0	1	0	0	0	0	0	0	.323
3/2	Mount St. Mary's	CF	3	1	1	0	0	0	0	0	1	0	0	.324
3/5	vs Southern Miss	CF	3	0	0	0	0	0	0	0	2	0	0	.297
3/8	Evansville	PR/CF	1	0	0	0	0	0	0	0	0	0	0	.289
3/9	Evansville	CF	4	1	1	1	0	0	0	0	0	0	0	.286
3/10	Evansville	CF	4	3	3	3	0	0	1	0	0	0	0	.340
3/12	vs South Alabama	CF	4	1	2	0	1	0	0	0	0	0	1	.340
3/13	vs New Orleans	CF	5	1	1	0	0	0	0	0	0	0	0	.327
3/15	LSU	CF	5	2	3	1	0	0	0	0	0	0	0	.350
3/16	LSU	CF	3	1	1	0	0	0	0	1	1	0	0	.349
3/17	LSU	CF	4	3	2	2	1	0	0	1	0	0	0	.358
3/19	Memphis	CF	4	3	2	4	0	1	1	1	0	0	0	.366
TOTALS			71	25	26	20	6	2	2	6	11	4	0	.366

### CAREER HITTING STATS

YEAR	AVG	GP-GS	AB	R	H	2B	3B	HR	RBI	TB	SLG%	BB	HP	SO	GDP	OB%	SF	SH
2021*	.239	49-48	176	42	42	12	3	7	35	81	.460	25	5	55	1	.346	2	4
2022*	.289	62-61	253	39	73	20	2	12	55	133	.526	25	5	51	1	.363	1	1
2023	.238	25-6	42	6	10	3	0	2	9	19	.452	2	1	10	1	.277	2	0
2024	.366	22-19	71	25	26	6	2	2	20	42	.592	6	7	11	3	.464	0	2
TOTAL	.283	158-134	542	112	151	41	7	23	119	275	.508	58	18	127	6	.363	5	7

\*Statistics from VCU

# 8 AMANI LARRY

INF | R/R | SR. | 5-11 | 190  
BOSSIER CITY, LA. / PARKAWAY HS / NEW ORLEANS

### QUICK HITS

- Hit first home run of the season vs. Austin Peay (2/21)
- Hitting .350 over the last five games for the Dawgs

### SINGLE GAME CAREER HIGHS

At Bats	7	vs. Oklahoma (3/18/22)*
Hits	4	vs. VMI (2/17/23)
Runs Scored	4	2x last vs. Jackson State (2/27/24)
Runs Batted In	6	vs. Oklahoma (3/18/22)*
Doubles	2	2x last at Auburn (4/23/23)
Triples	1	vs. UIW (5/7/22)*
Home Runs	2	vs Texas A&M (5/18/23)
Walks	4	vs Mount St. Mary's (2/29/24)
Stolen Bases	3	vs. Nicholls (3/14/23)

\*Career-highs from New Orleans

### MISCELLANEOUS STATS

	2024	CAREER
2 Hit Game	7	35
3 Hit Game	1	12
4+ Hit Game	--	1
2 RBI Game	1	12
3 RBI Game	1	7
4+ RBI Game	--	4

### LARRY'S GAME-BY-GAME HITTING STATS

DATE	OPP	POS	AB	R	H	RBI	2B	3B	HR	BB	K	SB	CS	AVG
2/16	Air Force	2B	5	2	1	0	1	0	0	0	0	0	0	.200
2/17	Air Force	2B	5	0	3	0	1	0	0	0	0	0	1	.400
2/18	Air Force	2B	5	1	1	0	1	0	0	0	0	0	0	.333
2/20	Austin Peay	2B	3	0	1	0	0	0	0	1	0	1	0	.333
2/21	Austin Peay	2B	5	3	2	1	0	0	1	1	1	0	0	.348
2/23	Georgia Southern	2B	4	1	2	0	1	0	0	1	0	0	0	.370
2/24	Georgia Southern	2B	4	1	1	1	0	0	0	0	2	0	0	.355
2/25	Georgia Southern	2B	3	2	2	1	0	0	0	1	0	1	0	.382
2/27	Jackson State	2B	3	4	2	0	0	0	0	2	0	0	0	.405
2/29	Mount St. Mary's	DH	1	1	0	1	0	0	0	4	0	0	1	.395
3/2	Mount St. Mary's	DH	3	1	1	1	0	0	0	0	0	0	0	.390
3/2	Mount St. Mary's	DH	3	0	0	0	0	0	0	1	2	0	0	.364
3/5	vs Southern Miss	DH	4	1	0	0	0	0	0	0	1	0	0	.333
3/8	Evansville	DH	3	2	1	0	1	0	0	2	0	0	0	.333
3/9	Evansville	DH	4	0	0	0	0	0	0	0	0	1	0	.309
3/10	Evansville	DH	5	0	1	2	0	0	0	0	0	0	1	.300
3/12	vs South Alabama	DH	5	1	2	3	1	0	1	0	0	0	0	.308
3/13	vs New Orleans	DH	3	0	1	0	0	0	0	1	0	0	0	.309
3/15	LSU	DH	5	0	2	1	0	0	0	0	1	0	0	.315
3/16	LSU	2B	2	0	1	1	0	0	0	2	0	0	0	.320
3/17	LSU	2B	4	1	1	1	1	0	0	2	1	0	0	.316
3/19	Memphis	2B	6	1	2	1	0	0	0	0	0	0	0	.318
TOTALS			85	22	27	14	7	0	2	18	9	3	2	.318

### CAREER HITTING STATS

YEAR	AVG	GP-GS	AB	R	H	2B	3B	HR	RBI	TB	SLG%	BB	HP	SO	GDP	OB%	SF	SH
2022*	.370	53-53	211	67	78	13	2	9	56	122	.578	32	12	29	2	.477	1	2
2023	.297	53-52	172	59	51	16	0	7	30	88	.512	34	17	26	5	.451	3	4
2024	.318	22-22	85	22	27	7	0	2	14	40	.471	18	5	9	1	.455	2	0
TOTAL	.328	128-127	468	148	156	36	2	18	100	250	.520	84	34	64	8	.461	6	6

\*Statistics from New Orleans



## HITTER PROFILES

# 10 DYLAN CUPP

INF | R/R | FR. | 6-0 | 180  
Gedartown, Ga. / Cedartown HS

### QUICK HITS

- Set a career-high with four hits against Evansville on March 10

### SINGLE GAME CAREER HIGHS

At Bats	5	vs Evansville (3/10/24)
Hits	4	vs. Evansville (3/10/24)
Runs Scored	2	3x last vs. Evansville (3/10/24)
Runs Batted In	3	vs. Evansville (3/10/24)
Doubles	1	4x last vs. Evansville (3/10/24)
Triples	--	--
Home Runs	--	--
Walks	3	vs. Air Force (2/16/24)
Stolen Bases	1	4x last vs. Evansville (3/10/24)

### MISCELLANEOUS STATS

	2024	CAREER
2 Hit Game	1	1
3 Hit Game	--	--
4+ Hit Game	1	1
2 RBI Game	3	3
3 RBI Game	1	1
4+ RBI Game	--	--

### CUPP'S GAME-BY-GAME HITTING STATS

DATE	OPP	POS	AB	R	H	RBI	2B	3B	HR	BB	K	SB	CS	AVG
2/16	Air Force	SS	1	1	0	0	0	0	0	3	0	1	0	.000
2/17	Air Force	SS	4	0	0	0	0	0	0	0	1	0	0	.000
2/18	Air Force	SS	4	0	0	0	0	0	0	0	1	0	0	.000
2/20	Austin Peay	SS	4	0	1	0	0	0	0	0	2	0	0	.077
2/21	Austin Peay	SS	4	2	1	1	0	0	0	1	1	0	0	.118
2/23	Georgia Southern	SS	2	0	1	2	0	0	0	0	0	0	0	.158
2/24	Georgia Southern	SS	2	1	1	0	0	0	0	2	0	0	0	.190
2/25	Georgia Southern	SS	4	0	0	0	0	0	0	0	1	0	0	.160
2/27	Jackson State	SS	4	2	2	0	1	0	0	0	1	1	0	.207
2/29	Mount St. Mary's	SS	2	1	0	1	0	0	0	1	0	0	0	.194
3/2	Mount St. Mary's	SS	3	0	1	2	1	0	0	0	0	0	0	.206
3/2	Mount St. Mary's	SS	2	1	1	2	0	0	0	0	0	0	0	.222
3/5	vs Southern Miss	SS	3	1	0	0	0	0	0	1	1	0	0	.205
3/8	Evansville	SS	4	0	0	0	0	0	0	0	2	0	0	.186
3/9	Evansville	SS	3	1	1	1	1	0	0	1	0	1	0	.196
3/10	Evansville	SS	5	2	4	3	1	0	0	0	1	1	0	.255
3/12	vs South Alabama	SS	3	0	1	0	0	0	0	1	0	0	0	.259
3/13	vs New Orleans	SS	3	0	0	0	0	0	0	1	1	0	0	.246
3/15	LSU	SS	3	0	1	0	0	0	0	0	0	0	0	.250
TOTALS			60	12	15	12	4	0	0	11	12	4	0	.250

### CAREER HITTING STATS

YEAR	AVG	GP-GS	AB	R	H	2B	3B	HR	RBI	TB	SLG%	BB	HP	SO	GDP	OB%	SF	SH
2024	.250	19-19	60	12	15	4	0	0	12	19	.317	11	1	12	0	.370	1	4
TOTAL	.250	19-19	60	12	15	4	0	0	12	19	.317	11	1	12	0	.370	1	4

# 13 NATE CHESTER

INF | R/R | JR. | 6-2 | 190  
Kansas City, Mo. / Liberty North HS / John A. Logan CC

### QUICK HITS

### SINGLE GAME CAREER HIGHS

At Bats	4	2x last vs. Austin Peay (2/21/24)
Hits	1	5x last vs. Air Force (2/18/24)
Runs Scored	1	4x last vs. Air Force (2/18/24)
Runs Batted In	1	2x last vs. Austin Peay (2/21/24)
Doubles	--	--
Triples	--	--
Home Runs	--	--
Walks	3	vs. Austin Peay (2/21/24)
Stolen Bases	--	--

### MISCELLANEOUS STATS

	2024	CAREER
2 Hit Game	--	--
3 Hit Game	--	--
4+ Hit Game	--	--
2 RBI Game	--	--
3 RBI Game	--	--
4+ RBI Game	--	--

### CHESTER'S GAME-BY-GAME HITTING STATS

DATE	OPP	POS	AB	R	H	RBI	2B	3B	HR	BB	K	SB	CS	AVG
2/16	Air Force	3B	1	1	0	0	0	0	0	1	0	0	0	.000
2/17	Air Force	3B	3	0	1	0	0	0	0	1	0	0	0	.250
2/18	Air Force	3B	2	1	1	0	0	0	0	2	0	0	0	.333
2/20	Austin Peay	3B	4	0	0	0	0	0	0	0	2	0	0	.200
2/21	Austin Peay	3B	2	1	0	1	0	0	0	3	0	0	0	.167
3/15	LSU	2B	0	0	0	0	0	0	0	0	0	0	0	.167
TOTALS			12	3	2	1	0	0	0	7	2	0	0	.167

### CAREER HITTING STATS

YEAR	AVG	GP-GS	AB	R	H	2B	3B	HR	RBI	TB	SLG%	BB	HP	SO	GDP	OB%	SF	SH
2023	.211	15-4	19	2	4	1	0	0	2	5	.263	2	2	4	0	.348	0	0
2024	.167	6-4	12	3	2	0	0	0	1	2	.167	7	0	2	1	.474	0	0
TOTAL	.194	21-8	31	5	6	1	0	0	3	7	.226	9	2	6	1	.405	0	0



## HITTER PROFILES

# 18 JOHNNY LONG

C | R/R | GR. | 5-11 | 190  
NAPLES, FLA. / BARRON COLLIER HS / PITTSBURGH

### QUICK HITS

- 2021 ASUN All-Freshman Team (Florida Gulf Coast)
- Has started two games each series
- Hitting .286 over the last five games

### SINGLE GAME CAREER HIGHS

At Bats	5	4x last vs LSU (3/15/24)
Hits	3	5x last vs California (4/29/23)*
Runs Scored	2	9x last vs LSU (3/17/24)
Runs Batted In	3	2x last at Lipscomb (2/26/22)*
Doubles	1	8x last at Lipscomb (2/26/22)*
Triples	--	--
Home Runs	1	3x last vs Virginia Tech (3/26/23)*
Walks	2	3x last vs Wake Forest (4/22/23)*
Stolen Bases	1	8x last vs Evansville (3/8/24)

\*Statistics from FGCU & Pittsburgh

### MISCELLANEOUS STATS

	2024	CAREER
2 Hit Game	1	16
3 Hit Game	--	5*
4+ Hit Game	--	--
2 RBI Game	1	11
3 RBI Game	--	2*
4+ RBI Game	--	--

\*Statistics from FGCU & Pittsburgh

### LONG'S GAME-BY-GAME HITTING STATS

DATE	OPP	POS	AB	R	H	RBI	2B	3B	HR	BB	K	SB	CS	AVG
2/16	Air Force	C	3	0	0	0	0	0	0	0	2	0	0	.000
2/18	Air Force	C	2	0	1	2	0	0	0	0	0	0	0	.200
2/20	Austin Peay	C	0	0	0	0	0	0	0	1	0	0	0	.200
2/21	Austin Peay	C	3	0	0	1	0	0	0	1	0	0	0	.125
2/23	Georgia Southern	C	2	1	1	0	0	0	0	0	0	0	0	.200
2/25	Georgia Southern	C	4	1	1	0	0	0	0	1	0	0	0	.214
2/29	Mount St. Mary's	C	3	1	1	0	0	0	0	0	1	0	0	.235
3/2	Mount St. Mary's	C	1	2	0	0	0	0	0	1	0	0	0	.222
3/5	vs Southern Miss	C	0	0	0	0	0	0	0	0	0	0	0	.222
3/8	Evansville	C	2	1	1	0	0	0	0	0	1	1	0	.250
3/10	Evansville	C	3	1	0	0	0	0	0	1	0	0	0	.217
3/13	vs New Orleans	C	3	0	0	0	0	0	0	1	0	0	0	.192
3/15	LSU	C	5	0	2	1	0	0	0	0	0	0	0	.226
3/16	LSU	C	1	0	0	0	0	0	0	0	0	0	0	.219
3/17	LSU	C	3	2	1	0	0	0	0	1	0	0	0	.229
3/19	Memphis	C	2	1	1	1	0	0	0	1	0	0	0	.243
TOTALS			37	10	9	5	0	0	0	8	4	1	0	.243

### CAREER HITTING STATS

YEAR	AVG	GP-GS	AB	R	H	2B	3B	HR	RBI	TB	SLG%	BB	HP	SO	GDP	OB%	SF	SH
2020*	.250	7-5	20	2	5	1	0	0	3	6	.300	1	0	3	1	.286	0	0
2021*	.289	42-39	128	24	37	6	0	1	18	46	.359	18	6	16	1	.399	1	2
2022^	.125	14-6	24	3	3	1	0	0	5	4	.167	5	1	6	1	.300	0	0
2023^	.250	31-28	92	14	23	0	0	2	12	29	.315	8	5	22	1	.343	0	1
2024	.243	16-12	37	10	9	0	0	0	5	9	.243	8	5	4	1	.440	0	6
TOTAL	.231	110-90	301	53	77	8	0	3	43	94	.277	40	17	51	5	.354	1	8

\*Statistics Florida Gulf Coast

^Statistics from Pittsburgh

# 22 ROSS HIGHFILL

C | R/R | SO. | 6-0 | 200  
MADISON, MISS. / MADISON CENTRAL HS

### QUICK HITS

- Collected seven multiple RBI games in 2023
- Hit three home runs against Lipscomb in 2023, the first Dawg to do this since 2017
- In the 2023 series at Alabama, Highfill batted .545 collecting five RBIs, three home runs and a walk

### SINGLE GAME CAREER HIGHS

At Bats	5	5x last at Alabama (4/6/23)
Hits	3	3x last at Alabama (4/6/23)
Runs Scored	3	2x last at Auburn (4/23/23)
Runs Batted In	4	2x last at Alabama (4/6/23)
Doubles	2	vs. ULM (2/22/23)
Triples	--	--
Home Runs	3	vs. Lipscomb (3/11/23)
Walks	3	at Auburn (4/23/23)
Stolen Bases	1	2x last at Auburn (4/23/23)

### MISCELLANEOUS STATS

	2024	CAREER
2 Hit Game	--	3
3 Hit Game	--	3
4+ Hit Game	--	--
2 RBI Game	--	5
3 RBI Game	--	--
4+ RBI Game	--	2

### HIGHFILL'S GAME-BY-GAME HITTING STATS

DATE	OPP	POS	AB	R	H	RBI	2B	3B	HR	BB	K	SB	CS	AVG
2/16	Air Force	PH	1	0	0	0	0	0	0	0	0	0	0	.000
2/17	Air Force	DH	3	0	1	1	0	0	0	0	0	0	0	.250
2/20	Austin Peay	DH	3	0	0	1	0	0	0	0	2	0	0	.143
2/21	Austin Peay	DH	3	1	0	0	0	0	0	1	2	0	0	.100
TOTALS			10	1	1	2	0	0	0	1	4	0	0	.100

### CAREER HITTING STATS

YEAR	AVG	GP-GS	AB	R	H	2B	3B	HR	RBI	TB	SLG%	BB	HP	SO	GDP	OB%	SF	SH
2023	.231	39-36	121	25	28	8	0	9	28	63	.521	12	3	38	5	.312	2	4
2024	.100	4-3	10	1	1	0	0	0	2	1	.100	1	1	4	0	.214	2	0
TOTAL	.221	43-39	131	26	29	8	0	9	30	64	.489	13	4	42	5	.303	4	4



## HITTER PROFILES

# 23 JACKSON OWEN

C | R/R | JR. | 5-10 | 200  
STARKVILLE, MISS. / STARKVILLE HS / NORTHEAST MISSISSIPPI CC

### QUICK HITS

-NJCAA Gold Glove winning catcher in 2023

### SINGLE GAME CAREER HIGHS

At Bats	--	--
Hits	--	--
Runs Scored	--	--
Runs Batted In	--	--
Doubles	--	--
Triples	--	--
Home Runs	--	--
Walks	--	--
Stolen Bases	--	--

### MISCELLANEOUS STATS

	2024	CAREER
2 Hit Game	--	--
3 Hit Game	--	--
4+ Hit Game	--	--
2 RBI Game	--	--
3 RBI Game	--	--
4+ RBI Game	--	--

### OWEN'S GAME-BY-GAME HITTING STATS

DATE	OPP	POS	AB	R	H	RBI	2B	3B	HR	BB	K	SB	CS	AVG
TOTALS			0	0	0	0	0	0	0	0	0	0	0	.000

### CAREER HITTING STATS

YEAR	AVG	GP-GS	AB	R	H	2B	3B	HR	RBI	TB	SLG%	BB	HP	SO	GDP	OB%	SF	SH
2024	.000	0-0	0	0	0	0	0	0	0	0	.000	0	0	0	0	.000	0	0
TOTAL	.000	0-0	0	0	0	0	0	0	0	0	.000	0	0	0	0	.000	0	0

# 24 JACE NORTON

INF | R/R | FR. | 6-3 | 190  
AUBURN, ALA. / AUBURN HS

### QUICK HITS

- Son of MLB player Greg Norton

### SINGLE GAME CAREER HIGHS

At Bats	--	--
Hits	--	--
Runs Scored	--	--
Runs Batted In	--	--
Doubles	--	--
Triples	--	--
Home Runs	--	--
Walks	--	--
Stolen Bases	--	--

### MISCELLANEOUS STATS

	2024	CAREER
2 Hit Game	--	--
3 Hit Game	--	--
4+ Hit Game	--	--
2 RBI Game	--	--
3 RBI Game	--	--
4+ RBI Game	--	--

### NORTON'S GAME-BY-GAME HITTING STATS

DATE	OPP	POS	AB	R	H	RBI	2B	3B	HR	BB	K	SB	CS	AVG
TOTALS			0	0	0	0	0	0	0	0	0	0	0	.000

### CAREER HITTING STATS

YEAR	AVG	GP-GS	AB	R	H	2B	3B	HR	RBI	TB	SLG%	BB	HP	SO	GDP	OB%	SF	SH
2024	.000	0-0	0	0	0	0	0	0	0	0	.000	0	0	0	0	.000	0	0
TOTAL	.000	0-0	0	0	0	0	0	0	0	0	.000	0	0	0	0	.000	0	0



## HITTER PROFILES

# 32 MICHAEL O'BREIN

OF | L/L | FR. | 6-0 | 175  
RIVER RIDGE, LA. / JOHN CURTIS CHRISTIAN

### QUICK HITS

- Drew his first plate appearances as a Dawg on March 10 and drew a walk

### SINGLE GAME CAREER HIGHS

At Bats	--	--
Hits	--	--
Runs Scored	1	vs. Evansville (3/10/24)
Runs Batted In	--	--
Doubles	--	--
Triples	--	--
Home Runs	--	--
Walks	1	vs. Evansville (3/10/24)
Stolen Bases	1	vs. Evansville (3/10/24)

### MISCELLANEOUS STATS

	2024	CAREER
2 Hit Game	--	--
3 Hit Game	--	--
4+ Hit Game	--	--
2 RBI Game	--	--
3 RBI Game	--	--
4+ RBI Game	--	--

### O'BREIN'S GAME-BY-GAME HITTING STATS

DATE	OPP	POS	AB	R	H	RBI	2B	3B	HR	BB	K	SB	CS	AVG
2/18	Air Force	RF	0	0	0	0	0	0	0	0	0	0	0	.000
2/24	Georgia Southern	CF	0	0	0	0	0	0	0	0	0	0	0	.000
2/27	Jackson State	CF	0	0	0	0	0	0	0	0	0	0	0	.000
2/29	Mount St. Mary's	LF	0	0	0	0	0	0	0	0	0	0	0	.000
3/2	Mount St. Mary's	LF	0	0	0	0	0	0	0	0	0	0	0	.000
3/2	Mount St. Mary's	LF	0	0	0	0	0	0	0	0	0	0	0	.000
3/9	Evansville	LF	0	0	0	0	0	0	0	0	0	0	0	.000
3/10	Evansville	CF	0	1	0	0	0	0	0	1	0	1	0	.000
3/12	vs South Alabama	LF	0	0	0	0	0	0	0	0	0	0	0	.000
3/19	Memphis	PR/CF	0	0	0	0	0	0	0	0	0	0	0	.000
TOTALS			0	1	0	0	0	0	0	1	0	1	0	.000

### CAREER HITTING STATS

YEAR	AVG	GP-GS	AB	R	H	2B	3B	HR	RBI	TB	SLG%	BB	HP	SO	GDP	OB%	SF	SH
2024	.000	11-0	0	1	0	0	0	0	0	0	.000	1	0	0	0	1.000	0	0
TOTAL	.000	11-0	0	1	0	0	0	0	0	0	.000	1	0	0	0	1.000	0	0

# 33 RIVES REYNOLDS

OF | R/R | FR. | 5-11 | 175  
FLOWOOD, MISS. / JACKSON PREP

### QUICK HITS

-

### SINGLE GAME CAREER HIGHS

At Bats	--	--
Hits	--	--
Runs Scored	--	--
Runs Batted In	--	--
Doubles	--	--
Triples	--	--
Home Runs	--	--
Walks	--	--
Stolen Bases	--	--

### MISCELLANEOUS STATS

	2024	CAREER
2 Hit Game	--	--
3 Hit Game	--	--
4+ Hit Game	--	--
2 RBI Game	--	--
3 RBI Game	--	--
4+ RBI Game	--	--

### REYNOLDS' GAME-BY-GAME HITTING STATS

DATE	OPP	POS	AB	R	H	RBI	2B	3B	HR	BB	K	SB	CS	AVG
TOTALS			0	0	0	0	0	0	0	0	0	0	0	.000

### CAREER HITTING STATS

YEAR	AVG	GP-GS	AB	R	H	2B	3B	HR	RBI	TB	SLG%	BB	HP	SO	GDP	OB%	SF	SH
2024	.000	0-0	0	0	0	0	0	0	0	0	.000	0	0	0	0	.000	0	0
TOTAL	.000	0-0	0	0	0	0	0	0	0	0	.000	0	0	0	0	.000	0	0





## HITTER PROFILES

# 37 BRETT HOUSE

INF/OF | R/R | FR. | 6-3 | 200  
HOSCHTON, GA. / CHEROKEE BLUFF HS

### QUICK HITS

### SINGLE GAME CAREER HIGHS

At Bats	--	--
Hits	--	--
Runs Scored	--	--
Runs Batted In	--	--
Doubles	--	--
Triples	--	--
Home Runs	--	--
Walks	--	--
Stolen Bases	--	--

### MISCELLANEOUS STATS

	2024	CAREER
2 Hit Game	--	--
3 Hit Game	--	--
4+ Hit Game	--	--
2 RBI Game	--	--
3 RBI Game	--	--
4+ RBI Game	--	--

### HOUSE'S GAME-BY-GAME HITTING STATS

DATE	OPP	POS	AB	R	H	RBI	2B	3B	HR	BB	K	SB	CS	AVG
TOTALS			0	0	0	0	0	0	0	0	0	0	0	.000

### CAREER HITTING STATS

YEAR	AVG	GP-GS	AB	R	H	2B	3B	HR	RBI	TB	SLG%	BB	HP	SO	GDP	OB%	SF	SH
2024	.000	0-0	0	0	0	0	0	0	0	0	.000	0	0	0	0	.000	0	0
TOTAL	.000	0-0	0	0	0	0	0	0	0	0	.000	0	0	0	0	.000	0	0

# 38 BRYCE CHANCE

OF | R/R | JR. | 5-10 | 180  
RIDGELAND, MISS. / MADISON-RIDGELAND ACADEMY

### QUICK HITS

- Perfect 5-for-6 stolen bases on the season
- Went 5-for-12 at the plate vs. Air Force (2/16-18)
- Hitting .357 over the last five games with one home run and seven RBIs

### SINGLE GAME CAREER HIGHS

At Bats	5	4x last vs. LSU (3/17/24)
Hits	3	3x last vs. California (3/5/23)
Runs Scored	2	6x last vs LSU (3/16/24)
Runs Batted In	4	2x last vs LSU (3/16/24)
Doubles	1	10x last vs. Memphis (3/19/24)
Triples	--	--
Home Runs	1	4x last vs. LSU (3/16/24)
Walks	3	vs. Austin Peay (2/21/24)
Stolen Bases	2	vs. Southern Miss (3/5/24)

### MISCELLANEOUS STATS

	2024	CAREER
2 Hit Game	3	10
3 Hit Game	--	3
4+ Hit Game	--	--
2 RBI Game	1	5
3 RBI Game	2	4
4+ RBI Game	1	2

### CHANCE'S GAME-BY-GAME HITTING STATS

DATE	OPP	POS	AB	R	H	RBI	2B	3B	HR	BB	K	SB	CS	AVG
2/16	Air Force	LF	5	1	2	3	0	0	1	0	0	1	0	.400
2/17	Air Force	LF	3	1	1	0	1	0	0	1	0	0	1	.375
2/18	Air Force	LF	4	1	2	1	0	0	0	0	0	0	0	.417
2/20	Austin Peay	LF	3	0	1	1	0	0	0	1	0	0	0	.400
2/21	Austin Peay	LF	3	1	0	1	0	0	0	3	0	0	0	.333
2/23	Georgia Southern	LF	4	0	1	0	0	0	0	0	0	0	0	.318
2/24	Georgia Southern	LF	4	0	0	0	0	0	0	0	1	0	0	.269
2/25	Georgia Southern	LF	4	1	1	3	1	0	0	0	0	0	0	.267
2/27	Jackson State	LF	3	1	0	1	0	0	0	1	0	0	0	.242
2/29	Mount St. Mary's	LF	4	2	1	0	1	0	0	1	0	0	0	.243
3/2	Mount St. Mary's	LF	4	0	0	0	0	0	0	0	1	0	0	.220
3/2	Mount St. Mary's	LF	3	1	1	0	0	0	0	0	0	1	0	.227
3/5	vs Southern Miss	LF	4	0	1	0	1	0	0	0	1	2	0	.250
3/8	Evansville	LF	4	0	0	0	0	0	0	0	0	0	0	.231
3/10	Evansville	PH/LF	0	0	0	0	0	0	0	1	0	1	0	.231
3/12	vs South Alabama	LF	2	0	0	0	0	0	0	0	1	0	0	.222
3/13	vs New Orleans	PH/LF	2	0	1	0	0	0	0	0	0	0	0	.232
3/16	LSU	DH	4	2	2	4	0	0	1	0	0	0	0	.250
3/17	LSU	DH	5	0	1	2	1	0	0	0	1	0	0	.246
3/19	Memphis	DH	3	1	1	1	1	0	0	2	0	0	0	.250
TOTALS			68	12	17	17	6	0	2	10	5	5	1	.250

### CAREER HITTING STATS

YEAR	AVG	GP-GS	AB	R	H	2B	3B	HR	RBI	TB	SLG%	BB	HP	SO	GDP	OB%	SF	SH
2023	.330	36-27	100	24	33	4	0	2	22	43	.430	20	2	15	3	.444	2	1
2024	.250	20-18	68	12	17	6	0	2	17	29	.426	10	2	5	1	.358	1	0
TOTAL	.298	56-45	168	36	50	10	0	4	39	72	.429	30	4	20	4	.410	3	1



## HITTER PROFILES

# 40 LOGAN KOHLER

INF | L/R | SR. | 6-1 | 195  
LITTLE ELM, TEXAS / LITTLE ELM HS/ MEMPHIS

### QUICK HITS

- Transferred to State from Memphis
- Second Team All-AAC Third Baseman in 2023 for Memphis
- Career .306 in his two seasons at Memphis

### SINGLE GAME CAREER HIGHS

At Bats	6	2x last vs. Samford (2/28/23)*
Hits	5	vs. Houston (4/22/23)^
Runs Scored	3	3x last vs. Evansville (3/10/24)
Runs Batted In	5	vs. UAPB (3/28/23)^
Doubles	2	3x last vs LSU (3/16/24)
Triples	1	2x last at Arkansas State (5/2/23)+
Home Runs	1	17x last vs Wichita State (5/23/23)^
Walks	4	2x last vs. Evansville (3/10/24)
Stolen Bases	1	16x last vs. Jackson State (2/27/24)

\*Statistics from Oklahoma

^Statistics from Memphis

+Statistics from Oklahoma & Memphis

### MISCELLANEOUS STATS

	2024	CAREER
2 Hit Game	2	25
3 Hit Game	1	10
4+ Hit Game	--	1
2 RBI Game	3	15
3 RBI Game	--	7
4+ RBI Game	--	2

### KOHLER'S GAME-BY-GAME HITTING STATS

DATE	OPP	POS	AB	R	H	RBI	2B	3B	HR	BB	K	SB	CS	AVG
2/16	Air Force	3B	1	0	1	1	0	0	0	1	0	0	0	1.000
2/21	Austin Peay	PH	1	0	0	0	0	0	0	0	0	0	0	.500
2/23	Georgia Southern	3B	4	1	3	0	0	0	0	0	1	0	0	.667
2/24	Georgia Southern	3B	3	0	0	0	0	0	0	0	1	0	0	.444
2/25	Georgia Southern	3B	4	1	1	0	0	0	0	1	1	0	0	.385
2/27	Jackson State	3B	5	1	1	2	0	0	0	0	1	1	0	.333
2/29	Mount St. Mary's	3B	4	1	1	2	0	0	0	0	1	0	0	.318
3/2	Mount St. Mary's	3B	2	1	0	0	0	0	0	2	1	0	0	.292
3/2	Mount St. Mary's	3B	3	1	0	0	0	0	0	0	1	0	0	.259
3/5	vs Southern Miss	3B	3	0	1	0	1	0	0	1	2	0	0	.267
3/8	Evansville	3B	2	0	0	0	0	0	0	1	1	0	0	.250
3/9	Evansville	3B	4	1	1	0	0	0	0	0	1	0	0	.250
3/10	Evansville	3B	1	3	0	0	0	0	0	4	1	0	0	.243
3/12	vs South Alabama	3B	3	0	0	0	0	0	0	1	1	0	0	.225
3/13	vs New Orleans	3B	4	0	1	0	0	0	0	1	1	0	0	.227
3/15	LSU	3B	4	1	2	1	0	0	0	1	2	0	0	.250
3/16	LSU	3B	5	1	2	1	2	0	0	0	0	0	0	.264
3/17	LSU	3B	5	0	1	2	0	0	0	0	1	0	0	.259
3/19	Memphis	3B	4	1	0	0	0	0	0	2	1	0	0	.242
TOTALS			62	13	15	9	3	0	0	15	18	1	0	.242

### CAREER HITTING STATS

YEAR	AVG	GP-GS	AB	R	H	2B	3B	HR	RBI	TB	SLG%	BB	HP	SO	GDP	OB%	SF	SH
2020*	.174	9-6	23	0	4	0	0	0	2	4	.174	1	0	5	0	.200	1	0
2021*	.175	18-10	40	5	7	3	1	0	6	12	.300	1	2	13	0	.233	0	0
2022^	.282	55-54	195	35	55	12	0	6	35	85	.436	27	4	44	1	.374	4	4
2023^	.330	52-52	197	37	65	13	1	11	34	113	.574	22	3	49	2	.404	1	2
2024	.242	19-18	62	13	15	3	0	0	9	18	.290	15	3	18	0	.407	1	0
TOTAL	241	153-140	517	90	146	31	2	17	86	232	.355	66	12	129	3	.324	6	6

\*Statistics from Oklahoma

^Statistics from Memphis

INF/OF | R/R | FR. | 6-1 | 180  
STARKVILLE, MISS. / STARKVILLE HS

### QUICK HITS

- Made Diamond Dawgs debut vs. Air Force (2/18)

### SINGLE GAME CAREER HIGHS

At Bats	1	vs. Air Force (2/18/24)
Hits	--	--
Runs Scored	--	--
Runs Batted In	--	--
Doubles	--	--
Triples	--	--
Home Runs	--	--
Walks	--	--
Stolen Bases	--	--

### MISCELLANEOUS STATS

	2024	CAREER
2 Hit Game	--	--
3 Hit Game	--	--
4+ Hit Game	--	--
2 RBI Game	--	--
3 RBI Game	--	--
4+ RBI Game	--	--

### PULLIAM'S GAME-BY-GAME HITTING STATS

DATE	OPP	POS	AB	R	H	RBI	2B	3B	HR	BB	K	SB	CS	AVG
2/18	Air Force	PH	1	0	0	0	0	0	0	0	0	0	0	.000
2/27	Jackson State	LF	0	0	0	0	0	0	0	0	0	0	0	.000
3/10	Evansville	PH	1	0	0	1	0	0	0	0	0	0	0	.000
3/12	vs South Alabama	PR	0	0	0	0	0	0	0	0	0	0	0	.000
TOTALS			1	0	0	1	0	0	0	0	0	0	0	.000

### CAREER HITTING STATS

YEAR	AVG	GP-GS	AB	R	H	2B	3B	HR	RBI	TB	SLG%	BB	HP	SO	GDP	OB%	SF	SH
2024	.000	4-0	2	0	0	0	0	0	1	0	.000	0	0	0	0	.000	0	0
TOTAL			.000	4-0	2	0	0	0	0	1	0	.000	0	0	0	.000	0	0



## HITTER PROFILES

# 42 DAKOTA JORDAN

OF | R/R | SO. | 6-0 | 220  
CANTON, MISS. / JACKSON ACADEMY

### QUICK HITS

- Named SEC Co-Player of the Week on March 11
- Hitting .412 over the last five games for the Dawgs
- Ranks seventh in the nation in home runs with 11 and third in the nation in RBIs with 35
- Has hit 21 career home runs, with 11 coming as a sophomore and 10 as a freshman

### SINGLE GAME CAREER HIGHS

At Bats	6	vs. VMI (2/18/23)
Hits	4	vs. Evansville (3/8/24)
Runs Scored	4	vs Memphis (3/19/24)
Runs Batted In	5	vs. Jackson State (2/27/24)
Doubles	2	2x last at Alabama (4/8/23)
Triples	1	at Tennessee (4/29/23)
Home Runs	1	15x last vs. Memphis (3/19/24)
Walks	3	2x last vs Evansville (3/10/24)
Stolen Bases	1	5x last vs. Memphis (3/19/24)

### MISCELLANEOUS STATS

	2024	CAREER
2 Hit Game	9	17
3 Hit Game	1	4
4+ Hit Game	1	1
2 RBI Game	4	11
3 RBI Game	2	7
4+ RBI Game	4	5

### JORDAN'S GAME-BY-GAME HITTING STATS

DATE	OPP	POS	AB	R	H	RBI	2B	3B	HR	BB	K	SB	CS	AVG
2/16	Air Force	RF	4	3	2	1	0	0	1	1	2	0	0	.500
2/17	Air Force	RF	4	1	1	0	1	0	0	1	2	0	0	.375
2/18	Air Force	RF	4	3	2	2	1	0	1	0	1	0	0	.417
2/20	Austin Peay	RF	4	1	0	0	0	0	0	1	2	0	0	.313
2/21	Austin Peay	RF	4	0	1	1	0	0	0	1	1	0	0	.300
2/23	Georgia Southern	RF	3	0	1	1	1	0	0	2	1	0	0	.304
2/24	Georgia Southern	RF	4	0	1	0	0	0	0	0	1	0	0	.296
2/25	Georgia Southern	CF/RF	4	1	1	0	0	0	0	1	2	0	0	.290
2/27	Jackson State	RF	3	3	3	5	1	0	1	2	0	0	0	.353
2/29	Mount St. Mary's	CF/RF	4	2	1	1	1	0	0	1	2	0	0	.342
3/2	Mount St. Mary's	RF	4	1	2	2	0	0	1	0	2	0	0	.357
3/2	Mount St. Mary's	RF	3	0	0	0	0	0	0	1	2	0	0	.333
3/5	vs Southern Miss	RF	4	1	2	3	0	0	1	0	1	0	0	.347
3/8	Evansville	CF/RF	4	1	4	4	1	0	1	1	0	0	0	.396
3/9	Evansville	RF	3	1	2	4	1	0	1	1	1	0	0	.411
3/10	Evansville	RF	2	1	1	2	0	0	1	3	0	0	0	.414
3/12	vs South Alabama	RF	4	1	2	2	0	0	1	1	1	0	0	.419
3/13	vs New Orleans	RF	3	0	1	0	0	0	0	2	0	0	0	.415
3/15	LSU	RF	4	1	2	0	0	0	0	1	0	0	0	.420
3/16	LSU	RF	3	0	0	0	0	0	0	2	1	0	0	.403
3/17	LSU	RF	4	3	2	4	0	0	1	1	0	0	0	.408
3/19	Memphis	RF	3	4	2	3	0	0	1	2	1	1	0	.418
TOTALS			79	28	33	35	7	0	11	23	21	1	0	.418

### CAREER HITTING STATS

YEAR	AVG	GP-GS	AB	R	H	2B	3B	HR	RBI	TB	SLG%	BB	HP	SO	GDP	OB%	SF	SH
2023	.307	44-41	153	29	47	9	1	10	40	88	.575	25	1	46	2	.397	5	0
2024	.418	22-22	79	28	33	7	0	11	35	73	.924	25	2	23	0	.566	0	0
TOTAL	.345	66-63	232	57	80	16	1	21	75	161	.694	50	3	69	2	.459	5	0

# 43 STEVEN SPALLITA

INF/C | L/R | FR. | 5-10 | 185  
MANDEVILLE, LA. / FONTAINBLEAU HS

### QUICK HITS

- Made Bulldog debut vs. Jackson State (2/27)
- Collected his first Bulldogs hit on March 9

### SINGLE GAME CAREER HIGHS

At Bats	1	vs. Jackson State (2/27/24)
Hits	1	vs Evansville (3/9/24)
Runs Scored	--	--
Runs Batted In	--	--
Doubles	--	--
Triples	--	--
Home Runs	--	--
Walks	--	--
Stolen Bases	--	--

### MISCELLANEOUS STATS

	2024	CAREER
2 Hit Game	--	--
3 Hit Game	--	--
4+ Hit Game	--	--
2 RBI Game	--	--
3 RBI Game	--	--
4+ RBI Game	--	--

### SPALLITA' GAME-BY-GAME HITTING STATS

DATE	OPP	POS	AB	R	H	RBI	2B	3B	HR	BB	K	SB	CS	AVG
2/27	Jackson State	PH	1	0	0	0	0	0	0	0	1	0	0	.000
3/9	Evansville	PH	1	0	1	0	0	0	0	0	0	0	0	.500
3/19	Memphis	C	0	0	0	0	0	0	0	0	0	0	0	.500
TOTALS			2	0	1	0	0	0	0	0	1	0	0	.500

### CAREER HITTING STATS

YEAR	AVG	GP-GS	AB	R	H	2B	3B	HR	RBI	TB	SLG%	BB	HP	SO	GDP	OB%	SF	SH
2024	.500	3-0	2	0	1	0	0	0	0	1	.500	0	0	1	0	.500	0	0
TOTAL	.500	3-0	2	0	1	0	0	0	0	1	.500	0	0	1	0	.500	0	0



## HITTER PROFILES

# 44 HUNTER HINES

INF/OF | L/R | JR. | 6-3 | 210  
MADISON, MISS. / MADISON CENTRAL HS

### QUICK HITS

- Tied for sixth in program history with 22 home runs in a single season in 2023
- 10th in program history with 42 career home runs. Five home runs away from ninth
- Driven in 134 runs in his career, and is 50 RBIs away from entering the top 10 at MSU
- Hit three home runs in the SEC Opening Weekend Series against LSU

### SINGLE GAME CAREER HIGHS

At Bats	6	4x last vs Memphis (3/19/24)
Hits	4	vs. South Carolina (3/31/23)
Runs Scored	4	vs. Georgia (3/20/22)
Runs Batted In	5	vs. Grambling (4/4/23)
Doubles	2	vs. Lipscomb (3/10/23)
Triples	1	vs. Northern Kentucky (2/25/22)
Home Runs	2	4x last vs LSU (3/15/24)
Walks	3	vs. Memphis (3/29/22)
Stolen Bases	1	vs. Evansville (3/8/24)

### MISCELLANEOUS STATS

	2024	CAREER
2 Hit Game	3	25
3 Hit Game	4	16
4+ Hit Game	--	1
2 RBI Game	--	12
3 RBI Game	2	11
4+ RBI Game	1	8

### HINES' GAME-BY-GAME HITTING STATS

DATE	OPP	POS	AB	R	H	RBI	2B	3B	HR	BB	K	SB	CS	AVG
2/16	Air Force	1B	5	0	1	1	0	0	0	0	3	0	0	.200
2/17	Air Force	1B	4	0	1	0	0	0	0	0	1	0	0	.222
2/18	Air Force	1B	5	3	3	1	1	0	0	0	1	0	0	.357
2/20	Austin Peay	1B	3	1	1	0	0	0	0	1	0	0	0	.353
2/21	Austin Peay	1B	4	1	2	3	1	0	0	2	1	0	0	.381
2/23	Georgia Southern	1B	4	1	0	0	0	0	0	1	0	0	0	.320
2/24	Georgia Southern	1B	3	0	0	1	0	0	0	1	1	0	0	.286
2/25	Georgia Southern	1B	5	2	3	0	0	0	0	0	1	0	0	.333
2/27	Jackson State	1B	4	1	3	4	0	0	0	1	0	0	0	.378
2/29	Mount St. Mary's	1B	4	0	1	3	0	0	0	1	1	0	0	.366
3/2	Mount St. Mary's	1B	4	0	0	0	0	0	0	0	1	0	0	.333
3/2	Mount St. Mary's	1B	4	0	0	0	0	0	0	0	3	0	0	.306
3/5	vs Southern Miss	1B	4	0	0	1	0	0	0	0	2	0	0	.283
3/8	Evansville	1B	5	0	3	1	0	0	0	0	0	1	0	.310
3/9	Evansville	1B	4	1	1	1	0	0	1	0	0	0	0	.306
3/10	Evansville	1B	5	0	0	0	0	0	0	0	0	0	0	.284
3/12	vs South Alabama	1B	5	0	1	0	0	0	0	0	0	0	0	.278
3/13	vs New Orleans	1B	4	0	1	0	0	0	0	1	0	0	0	.276
3/15	LSU	1B	5	2	2	4	0	0	2	0	2	0	0	.284
3/16	LSU	1B	5	1	0	0	0	0	0	0	1	0	0	.267
3/17	LSU	1B	3	3	1	1	0	0	1	2	2	0	0	.270
3/19	Memphis	1B	6	1	2	0	0	0	0	0	1	0	0	.274
TOTALS			95	17	26	21	2	0	4	10	22	0	0	.274

### CAREER HITTING STATS

YEAR	AVG	GP-GS	AB	R	H	2B	3B	HR	RBI	TB	SLG%	BB	HP	SO	GDP	OB%	SF	SH
2022	.300	56-56	210	51	63	13	1	16	52	126	.600	29	4	58	4	.393	1	0
2023	.297	52-52	202	44	60	12	0	22	61	138	.683	23	4	64	3	.375	3	0
2024	.274	22-22	95	17	26	2	0	4	21	40	.421	10	0	22	1	.343	0	0
TOTAL	.294	130-130	507	112	149	27	1	42	134	304	.600	62	8	144	8	.377	4	0





TWO-WAY PLAYER PROFILES

15 LUKE DOTSON

INF/LHP | L/L | FR. | 6-4 | 195  
MARIETTA, GA. / MOUNT PARAN CHRSTIAN

QUICK HITS

-Made his Dawg debut against Air Force on Feb. 18

SINGLE GAME CAREER HIGHS

At Bats	--	--
Hits	--	--
Runs Scored	--	--
Runs Batted In	--	--
Doubles	--	--
Triples	--	--
Home Runs	--	--
Walks	--	--
Stolen Bases	--	--

MISCELLANEOUS STATS

	2024	CAREER
2 Hit Game	--	--
3 Hit Game	--	--
4+ Hit Game	--	--
2 RBI Game	--	--
3 RBI Game	--	--
4+ RBI Game	--	--

SINGLE GAME CAREER HIGHS

Innings	2.1	vs. Ga. Southern (2/24/24)
Strikeouts	4	vs. Ga. Southern (2/24/24)
Walks	0	3x last vs. LSU (3/16/24)

MISCELLANEOUS STATS

	2024	CAREER GAMES
5+ Strikeouts	--	--
10+ Strikeouts	--	--
2 or Fewer Hits Allowed	3	3
Longest Scoreless Innings Stretch	5.1**	5.1**
Wins in a Row*	--	--

\*no decisions do not break a streak  
\*\*designates as current

DOTSON'S GAME-BY-GAME HITTING STATS

DATE	OPP	POS	AB	R	H	RBI	2B	3B	HR	BB	K	SB	CS	AVG
TOTALS			0	0	0	0	0	0	0	0	0	0	0	.000

CAREER HITTING STATS

YEAR	AVG	GP-GS	AB	R	H	2B	3B	HR	RBI	TB	SLG%	BB	HP	SO	GDP	OB%	SF	SH
2024	.000	0-0	0	0	0	0	0	0	0	0	.000	0	0	0	0	.000	0	0
TOTAL	.000	0-0	0	0	0	0	0	0	0	0	.000	0	0	0	0	.000	0	0

DOTSON'S GAME-BY-GAME PITCHING STATS

DATE	OPP	GS	IP	H	R	ER	BB	SO	2B	3B	HR	WP	BK	HBP	W/L	SV	ERA
Feb. 18	Air Force	1.0	0	0	0	0	2	0	0	0	0	0	0	0	-/-	0	0.00
Feb. 24	Ga. Southern	2.1	0	0	0	1	4	0	0	0	1	0	0	0	-/-	0	0.00
Mar. 2	Mount St. Marys	2.0	0	0	0	1	3	0	0	0	0	0	0	0	-/-	0	0.00
Mar. 8	Evansville	0.1	0	0	0	0	1	0	0	0	0	0	0	0	-/-	0	0.00
Mar. 12	vs South Alabama	2.0	3	3	3	1	3	1	0	0	0	0	0	0	-/-	0	3.52
Mar. 16	LSU	0.1	0	0	0	0	1	0	0	0	0	0	0	0	-/-	0	3.38
TOTALS		8.0	3	3	3	3	14	1	0	0	1	0	0	0	-/-	0	3.38

CAREER PITCHING STATS

YEAR	ERA	W-L	APP	GS	CG	SHO	SV	IP	H	R	ER	BB	SO	BF	B/AVG	WP	HBP
2024	3.38	0-0	6	0	0	0	0	8.0	3	3	3	3	14	30	.111	1	0
TOTAL	3.38	0-0	6	0	0	0	0	8.0	3	3	3	3	14	30	.111	1	0



TWO-WAY PLAYER PROFILES

36 NOLAN STEVENS

INF/OF/LHP | L/L | FR. | 6-3 | 210  
ELK GROVE, CALIF. / FRANKLIN HS

QUICK HITS

- SportStars' NorCal Baseball Player of the Year (2023) out of high school
- Made his debut as a Dawg on Feb. 18 as a pinch hitter
- Hit first career home run vs. New Orleans (3/13)
- SEC Freshman of the Week (March 18)

SINGLE GAME CAREER HIGHS

At Bats	3	3x last vs New Orleans (3/13/24)
Hits	2	vs. Mount St. Mary's (2/29/24)
Runs Scored	1	vs New Orleans (3/13/24)
Runs Batted In	1	2x last vs Memphis (3/19/24)
Doubles	1	vs Memphis (3/19/24)
Triples	--	--
Home Runs	1	vs New Orleans (3/13/24)
Walks	--	--
Stolen Bases	--	--

MISCELLANEOUS STATS

	2024	CAREER
2 Hit Game	1	1
3 Hit Game	--	--
4+ Hit Game	--	--
2 RBI Game	--	--
3 RBI Game	--	--
4+ RBI Game	--	--

SINGLE GAME CAREER HIGHS

Innings	5.2	vs LSU (3/15/24)
Strikeouts	8	vs LSU (3/15/24)
Walks	0	5x last vs South Alabama (3/12/24)

MISCELLANEOUS STATS

	2024	CAREER GAMES
5+ Strikeouts	1	1
10+ Strikeouts	--	--
2 or Fewer Hits Allowed	5	5
Longest Scoreless Innings Stretch	5.2**	5.2**
Wins in a Row*	1**	1**

\*no decisions do not break a streak  
\*\*designates as current

STEVENS' GAME-BY-GAME HITTING STATS

DATE	OPP	POS	AB	R	H	RBI	2B	3B	HR	BB	K	SB	CS	AVG
Feb. 18	Air Force	PH	1	0	0	0	0	0	0	0	0	0	0	.000
Feb. 24	Ga. Southern	PH	1	0	0	0	0	0	0	0	0	0	0	.000
Feb. 29	Mount St. Mary's	RF	3	0	2	0	0	0	0	0	0	0	0	.400
Mar. 2	Mount St. Mary's		0	0	0	0	0	0	0	0	0	0	0	.400
Mar. 5	vs Southern Miss		0	0	0	0	0	0	0	0	0	0	0	.375
Mar. 8	Evansville	RF	3	0	1	0	0	0	0	0	1	0	0	.375
Mar. 12	vs South Alabama		0	0	0	0	0	0	0	0	0	0	0	.375
Mar. 13	vs New Orleans	LF	3	1	1	1	0	0	1	0	1	0	0	.364
Mar. 15	LSU		0	0	0	0	0	0	0	0	0	0	0	.364
Mar. 16	LSU	PH	1	1	1	0	0	0	0	0	0	0	0	.417
Mar. 19	Memphis	PH	1	0	1	1	1	0	0	0	0	0	0	.462
TOTALS			13	2	6	2	1	0	1	0	2	0	0	.462

CAREER HITTING STATS

YEAR	AVG	GP-GS	AB	R	H	2B	3B	HR	RBI	TB	SLG%	BB	HP	SO	GDP	OB%	SF	SH
2024	.364	10-3	11	1	4	0	0	1	1	7	.636	0	0	2	0	.364	0	0
TOTAL	.364	10-3	11	1	4	0	0	1	1	7	.636	0	0	2	0	.364	0	0

STEVENS' GAME-BY-GAME PITCHING STATS

DATE	OPP	GS	IP	H	R	ER	BB	SO	2B	3B	HR	WP	BK	HBP	W/L	SV	ERA
Feb. 20	Austin Peay		2.1	3	2	2	0	3	0	0	1	1	0	1	-/-	-	7.71
Feb. 27	Jackson State		2.2	2	0	0	0	4	0	0	0	0	0	0	1/-	-	0.00
Mar. 2	Mount St. Mary's		1.0	0	0	0	0	1	0	0	0	0	0	0	-/-	-	0.00
Mar. 5	vs. Southern Miss		2.0	2	0	0	0	2	0	0	0	0	0	0	-/-	-	0.00
Mar. 12	vs South Alabama		1.0	0	0	0	0	1	0	0	0	0	0	1	-/-	-	2.00
Mar. 15	LSU		5.2	1	1	1	2	8	1	0	0	1	0	0	1/-	0	1.84
TOTALS			14.2	8	3	3	2	19	1	0	1	2	0	2	2/0	-	1.84

CAREER PITCHING STATS

YEAR	ERA	W-L	APP	GS	CG	SHO	SV	IP	H	R	ER	BB	SO	BF	B/AVG	WP	HBP
2024	1.84	2-0	6	0	0	0	0	14.2	8	3	3	2	19	56	.154	2	2
TOTAL	1.84	2-0	6	0	0	0	0	14.2	8	3	3	2	19	56	.154	2	2



TWO-WAY PLAYER PROFILES

46 JACKSON MCKENZIE

INF/OF/LHP | L/L | FR. | 6-1 | 215  
PACE, FLA. / PACE HS

QUICK HITS

- Earned first start as a Dawg on Feb. 18 at DH

SINGLE GAME CAREER HIGHS

At Bats	3	vs. Air Force (2/18/24)
Hits	1	vs. Air Force (2/18/24)
Runs Scored	1	vs. Air Force (2/18/24)
Runs Batted In	--	--
Doubles	--	--
Triples	--	--
Home Runs	--	--
Walks	1	vs. Air Force (2/18/24)
Stolen Bases	--	--

MISCELLANEOUS STATS

	2024	CAREER
2 Hit Game	--	--
3 Hit Game	--	--
4+ Hit Game	--	--
2 RBI Game	--	--
3 RBI Game	--	--
4+ RBI Game	--	--

SINGLE GAME CAREER HIGHS

Innings	--	--
Strikeouts	--	--
Walks	--	--

MISCELLANEOUS STATS

	2024	CAREER GAMES
5+ Strikeouts	--	--
10+ Strikeouts	--	--
2 or Fewer Hits Allowed	--	--
Longest Scoreless Innings Stretch	--	--
Wins in a Row*	--	--

\*no decisions do not break a streak

\*\*designates as current

MCKENZIE'S GAME-BY-GAME HITTING STATS

DATE	OPP	POS	AB	R	H	RBI	2B	3B	HR	BB	K	SB	CS	AVG
Feb. 18	Air Force	DH	3	1	1	0	0	0	0	1	1	0	0	.333
Feb. 20	Austin Peay	PH	1	0	0	0	0	0	0	0	0	0	0	.250
Feb. 27	Jackson State	1B	0	0	0	0	0	0	0	0	0	0	0	.250
Feb. 29	Mount St. Mary's	PH	1	0	0	0	0	0	0	0	0	0	0	.200
Mar. 5	vs. Southern Miss	PH	1	0	0	0	0	0	0	1	0	0	0	.167
Mar. 19	Memphis	PH	1	0	0	0	0	0	0	0	0	0	0	.143
TOTALS			7	1	1	0	0	0	0	1	2	0	0	.143

CAREER HITTING STATS

YEAR	AVG	GP-GS	AB	R	H	2B	3B	HR	RBI	TB	SLG%	BB	HP	SO	GDP	OB%	SF	SH
2024	.143	6-1	7	1	1	0	0	0	0	0	.143	1	0	2	0	.250	0	0
TOTAL	.143	6-1	7	1	1	0	0	0	0	0	.143	1	0	2	0	.250	0	0

MCKENZIE'S GAME-BY-GAME PITCHING STATS

DATE	OPP	GS	IP	H	R	ER	BB	SO	2B	3B	HR	WP	BK	HBP	W/L	SV	ERA
TOTALS		0	0	0	0	0	0	0	0	0	0	0	0	0	-/-	0	0.00

CAREER PITCHING STATS

YEAR	ERA	W-L	APP	GS	CG	SHO	SV	IP	H	R	ER	BB	SO	BF	B/AVG	WP	HBP
2024	0.00	0-0	0	0	0	0	0	0.0	0	0	0	0	0	0	.000	0	0
TOTAL	0.00	0-0	0	0	0	0	0	0.0	0	0	0	0	0	0	.000	0	0



PITCHING STAFF PROFILES

2 CAM SCHUELKE

RHP | R/R | SR. | 6-1 | 195  
DORR, MICH. / BRYON CENTER HS / COLLEGE OF CENTRAL FLORIDA

QUICK HITS

- 2023 NJCAA First Team All-American (Relief Pitcher)
- 2023 D1 All-FCSAA/All-NJCAA Region 8 Fireman of the Year (FCSAA)
- 2022 Russ Ford Outstanding Relief Pitcher Award (Cape Cod League)

SINGLE GAME CAREER HIGHS

Innings	2.0	New Orleans (3/13/24)
Strikeouts	2	South Alabama (3/12/24)
Walks	2	South Alabama (3/12/24)

MISCELLANEOUS STATS

	2024	CAREER GAMES
5+ Strikeouts	--	--
10+ Strikeouts	--	--
2 or Fewer Hits Allowed	8	8
Longest Scoreless Innings Stretch	--	--
Wins in a Row*	--	--

\*no decisions do not break a streak  
\*\*designates as current

SCHUELKE'S GAME-BY-GAME PITCHING STATS

DATE	OPP	GS	IP	H	R	ER	BB	SO	2B	3B	HR	WP	BK	HBP	W/L	SV	ERA
2/16	Air Force	2.0	0	0	0	0	2	0	0	0	0	0	0	0	0/0	1	0.00
2/20	Austin Peay	1.2	1	0	0	0	2	0	0	0	0	0	0	0	0/0	0	0.00
2/21	Austin Peay	1.2	4	4	4	1	2	2	0	0	0	0	0	0	0/1	0	21.60
2/25	Ga. Southern	2.0	4	1	1	2	2	0	0	0	0	0	0	0	0/0	0	4.50
3/2	Mt. St. Mary's	0.1	2	0	0	0	0	0	0	0	0	0	0	0	0/0	0	0.00
3/10	Evansville	2.0	0	0	0	0	1	0	0	0	0	0	0	0	0/0	0	0.00
3/12	South Alabama	0.2	0	1	1	2	2	0	0	0	0	0	0	0	0/0	0	13.50
3/13	New Orleans	2.0	3	0	0	1	1	1	0	0	0	0	0	0	1/0	0	0.00
3/15	LSU	0.1	0	0	0	1	0	0	0	0	0	0	0	0	0/0	0	0.00
3/16	LSU	0.1	0	0	0	1	0	0	0	0	0	0	0	0	0/0	0	0.00
3/17	LSU	1.0	2	2	2	0	2	1	0	1	0	1	0	0	0/0	0	18.00
TOTALS		14.0	16	8	8	8	14	4	0	1	0	1	0	1	1/1	1	5.14

CAREER PITCHING STATS

YEAR	ERA	W-L	APP	GS	CG	SHO	SV	IP	H	R	ER	BB	SO	BF	B/AVG	WP	HBP
2024	5.14	1-1	11	0	0	0	1	14.0	16	8	8	8	14	63	.302	0	0
TOTAL	5.14	1-1	11	0	0	0	1	14.0	16	8	8	8	14	63	.302	0	0

4 MIKHAI GRANT

RHP | R/R | FR. | 6-3 | 215  
STOCKBRIDGE, GA. / GEORGIA PREMIERE ACADEMY

QUICK HITS

-

SINGLE GAME CAREER HIGHS

Innings	--	--
Strikeouts	--	--
Walks	--	--

MISCELLANEOUS STATS

	2024	CAREER GAMES
5+ Strikeouts	--	--
10+ Strikeouts	--	--
2 or Fewer Hits Allowed	--	--
Longest Scoreless Innings Stretch	--	--
Wins in a Row*	--	--

\*no decisions do not break a streak  
\*\*designates as current

GRANT'S GAME-BY-GAME PITCHING STATS

DATE	OPP	GS	IP	H	R	ER	BB	SO	2B	3B	HR	WP	BK	HBP	W/L	SV	ERA
TOTALS		0.0	0	0	0	0	0	0	0	0	0	0	0	0	-/-	0	0.00

CAREER PITCHING STATS

YEAR	ERA	W-L	APP	GS	CG	SHO	SV	IP	H	R	ER	BB	SO	BF	B/AVG	WP	HBP
2024	0.00	0-0	0	0	0	0	0	0.0	0	0	0	0	0	0	.000	0	0
TOTAL	0.00	0-0	0	0	0	0	0	0.0	0	0	0	0	0	0	.000	0	0





## PITCHING STAFF PROFILES

# 6 LOGAN FORSYTHE

RHP | R/R | SO. | 6-0 | 190  
D'IBERVILLE, MISS. / D'IBERVILLE HS

### QUICK HITS

- Made Bulldog debut on Feb. 17 against VMI
- Collected 10 strikeouts through 39 batters faced

### SINGLE GAME CAREER HIGHS

Innings	1.1	vs. Memphis (3/20/24)
Strikeouts	3	vs. Jackson State (2/27/24)
Walks	2	vs. Alabama (4/7/23)

### MISCELLANEOUS STATS

	2024	CAREER GAMES
5+ Strikeout Games	--	--
10+ Strikeout Games	--	--
2 or Fewer Hits Allowed	3	7
Longest Scoreless Innings Stretch	3.1**	3.1**
Wins in a Row*	--	--

\*no decisions do not break a streak

\*\*designates as current

### FORSYTHE'S GAME-BY-GAME PITCHING STATS

DATE	OPP	GS	IP	H	R	ER	BB	SO	2B	3B	HR	WP	BK	HBP	W/L	SV	ERA
2/27	Jackson State	1.0	0	0	0	0	0	3	0	0	0	0	0	0	0/0	0	0.00
3/9	Evansville	1.0	0	0	0	1	2	0	0	0	0	0	0	0	0/0	0	0.00
3/19	Memphis	1.1	0	0	0	0	2	0	0	0	0	0	0	0	0/0	0	0.00
TOTALS		3.1	0	0	0	0	7	0	0	0	0	0	0	0	0/0	0	0.00

### CAREER PITCHING STATS

YEAR	ERA	W-L	APP	GS	CG	SHO	SV	IP	H	R	ER	BB	SO	BF	B/AVG	WP	HBP
2023	11.37	0-0	7	0	0	0	0	6.1	11	9	8	8	10	39	.379	2	1
2024	0.00	0-0	3	0	0	0	0	3.1	0	0	0	1	7	11	0	0	0
TOTAL	7.45	0-0	10	0	0	0	0	9.2	11	9	8	9	17	50	.282	2	1

# 9 PICO KOHN

LHP | L/L | JR. | 6-4 | 200  
VERBENA, ALA. / CHILTON COUNTY HS

### QUICK HITS

- Did not make an apperanace during the 2023 season

### SINGLE GAME CAREER HIGHS

Innings	3.0	vs. Southern (3/23/2022)
Strikeouts	4	vs. Auburn (4/16/22)
Walks	4	vs. Tennessee (5/21/22)

### MISCELLANEOUS STATS

	2024	CAREER GAMES
5+ Strikeout Games	--	--
10+ Strikeout Games	--	--
2 or Fewer Hits Allowed	1	17
Longest Scoreless Innings Stretch	--	5
Wins in a Row*	--	1

\*no decisions do not break a streak

\*\*designates as current

### KOHN'S GAME-BY-GAME PITCHING STATS

DATE	OPP	GS	IP	H	R	ER	BB	SO	2B	3B	HR	WP	BK	HBP	W/L	SV	ERA
3/19	Memphis	1.0	1	1	1	1	0	0	0	0	0	0	0	0	0/0	0	9.00
TOTALS		1.0	1	1	1	1	0	0	0	0	0	0	0	0	-/-	0	9.00

### CAREER PITCHING STATS

YEAR	ERA	W-L	APP	GS	CG	SHO	SV	IP	H	R	ER	BB	SO	BF	B/AVG	WP	HBP
2022	4.91	2-2	21	2	0	0/0	0	36.2	35	24	20	18	35	165	.255	4	4
2023								DNP									
2024	9.00	0-0	1	0	0	0	0	1.0	1	1	1	1	0	4	.333	0	0
TOTAL	5.02	2-2	22	2	0	0	0	37.2	36	25	21	19	35	169	.257	4	4



PITCHING STAFF PROFILES

11 KK CLARK

RHP | R/R | FR. | 5-11 | 190  
BRANDON, MISS. / BRANDON HS

QUICK HITS

- Brother of Kellum Clark, a 2023 MLB Draft Pick of the New York Mets

SINGLE GAME CAREER HIGHS

Innings	1.0	vs. Mt. St. Mary's (2/29/24)
Strikeouts	2	vs. Mt. St. Mary's (2/29/24)
Walks	0	vs. Mt. St. Mary's (2/29/24)

MISCELLANEOUS STATS

	2024	CAREER GAMES
5+ Strikeouts	--	--
10+ Strikeouts	--	--
2 or Fewer Hits Allowed	1	1
Longest Scoreless Innings Stretch	1.0	1.0
Wins in a Row*	--	--

\*no decisions do not break a streak

\*\*designates as current

CLARK'S GAME-BY-GAME PITCHING STATS

DATE	OPP	GS	IP	H	R	ER	BB	SO	2B	3B	HR	WP	BK	HBP	W/L	SV	ERA
2/29	Mt. St. Mary's	1.0	0	0	0	0	2	0	0	0	0	0	0	1	0/0	0	0.00
3/19	Memphis	0.0	4	4	4	0	0	0	0	1	0	0	0	0	0/0	0	99.00
TOTALS		1.0	4	4	4	0	2	0	0	1	0	0	1	0/0	0	36.00	

CAREER PITCHING STATS

YEAR	ERA	W-L	APP	GS	CG	SHO	SV	IP	H	R	ER	BB	SO	BF	B/AVG	WP	HBP
2024	36.00	0-0	2	0	0	0	0	1.0	4	4	4	0	2	9	.500	0	1
TOTAL	36.00	0-0	2	0	0	0	0	1.0	4	4	4	0	2	9	.500	0	1

12 EVAN SIARY

RHP | R/R | SO. | 6-1 | 190  
COLUMBUS, MISS. / STARKVILLE ACADEMY

QUICK HITS

- In 28.0 innings pitched, put together 28 strikeouts and seven walks
- Earned first win of the season against Ole Miss on April 25
- Pitched a career-high five strikeouts through three innings against ULM (2/21)

SINGLE GAME CAREER HIGHS

Innings	4.1	vs. Kentucky (3/19/23)
Strikeouts	5	vs. ULM (2/21/23)
Walks	3	vs. Ohio State (3/3/23)

MISCELLANEOUS STATS

	2024	CAREER GAMES
5+ Strikeouts	--	1
10+ Strikeouts	--	--
2 or Fewer Hits Allowed	2	9
Longest Scoreless Innings Stretch	--	6.1
Wins in a Row*	--	1

\*no decisions do not break a streak

\*\*designates as current

SIARY'S GAME-BY-GAME PITCHING STATS

DATE	OPP	GS	IP	H	R	ER	BB	SO	2B	3B	HR	WP	BK	HBP	W/L	SV	ERA
2/16	Air Force	2.0	3	2	2	0	1	2	0	1	0	0	0	0	0/0	0	9.00
2/20	Austin Peay	*	2.0	3	1	1	0	4	0	0	0	0	0	0	0/1	0	4.50
3/5	Southern Miss	1.0	0	0	0	0	2	0	0	0	0	0	0	0	0/0	0	0.00
3/9	Evansville	1.0	1	0	0	0	0	0	0	0	0	0	0	0	0/0	0	0.00
3/15	LSU	*	3.0	5	3	3	2	1	2	0	2	0	0	0	0/0	0	9.00
TOTALS		9.0	7	3	3	0	7	2	0	1	0	0	0	0	0/1	0	6.00

CAREER PITCHING STATS

YEAR	ERA	W-L	APP	GS	CG	SHO	SV	IP	H	R	ER	BB	SO	BF	B/AVG	WP	HBP
2023	7.07	1-2	14	3	0	0	1	28.0	35	27	22	12	28	137	.299	1	4
2024	6.00	0-1	5	2	0	0	0	9.0	12	6	6	2	8	41	.308	0	0
TOTAL	6.81	1-3	19	5	0	0	1	37.0	47	33	28	14	36	178	.301	1	4



## PITCHING STAFF PROFILES

# 14 KHAL STEPHEN

RHP | R/R | JR. | 6-4 | 215  
WILLIAMSPORT, IND. / SEEGER HS / PURDUE

### QUICK HITS

- 2023 Thrid Team All-Big Ten (Sophomore Year at Purdue)

### SINGLE GAME CAREER HIGHS

Innings	8.0	vs. South Dakota State (5/5/23)*
Strikeouts	11	vs. Air Force (2/17/24)
Walks	6	vs. Nebraska (5/18/23)*

\*Career-highs from Purdue

### MISCELLANEOUS STATS

	2024	CAREER GAMES
5+ Strikeouts	2	9
10+ Strikeouts	1	1
2 or Fewer Hits Allowed	1	20
Longest Scoreless Innings Stretch	--	6.0
Wins in a Row*	2	7

\*no decisions do not break a streak

\*\*designates as current

### STEPHEN'S GAME-BY-GAME PITCHING STATS

DATE	OPP	GS	IP	H	R	ER	BB	SO	2B	3B	HR	WP	BK	HBP	W/L	SV	ERA
2/17	Air Force	*	7.0	3	1	1	0	11	0	0	1	0	0	1	0/0	0	1.29
2/25	Ga. Southern	*	2.1	6	7	7	1	3	1	0	0	0	0	1	0/1	0	27.00
3/2	Mt. St. Mary's	*	6.0	6	0	0	1	9	0	0	0	0	0	1	1/0	0	0.00
3/9	Evansville	*	6.0	1	0	0	2	3	1	0	0	0	0	0	1/0	0	0.00
3/16	LSU	*	2.0	5	5	5	1	1	0	0	3	0	0	0	0/1	0	22.50
TOTALS			23.1	21	13	13	5	27	2	0	4	0	0	3	2/2	0	5.01

### CAREER PITCHING STATS

YEAR	ERA	W-L	APP	GS	CG	SHO	SV	IP	H	R	ER	BB	SO	BF	B/AVG	WP	HBP
2022*	8.29	3-4	23	0	0	0	2	33.2	39	32	31	18	38	160	.287	6	3
2023*	5.21	7-4	14	14	0	0	0	76.0	72	51	44	30	66	333	.248	1	8
2024	5.01	2-2	5	5	0	0	0	23.1	21	13	13	5	27	96	.239	0	3
TOTAL	5.95	12-10	42	19	0	0	2	133.0	132	96	88	53	131	589	.258	7	14

\* Statistics from Purdue

# 16 COLE CHEATHAM

LHP | L/L | JR. | 6-3 | 185  
ARDMORE ALA. / ARDMORE HS

### QUICK HITS

- Punched out 11 batters through 11.1 innings of work
- Earned a season-high four strikeouts at Tennessee on April 19

### SINGLE GAME CAREER HIGHS

Innings	3.0	vs. Samford (5/10/22)
Strikeouts	4	vs. Tennessee (5/19/22)
Walks	4	vs. Arkansas (4/1/22)

### MISCELLANEOUS STATS

	2024	CAREER GAMES
5+ Strikeouts	--	--
10+ Strikeouts	--	--
2 or Fewer Hits Allowed	4	16
Longest Scoreless Innings Stretch	0.2	8
Wins in a Row*	--	--

\*no decisions do not break a streak

\*\*designates as current

### CHEATHAM'S GAME-BY-GAME PITCHING STATS

DATE	OPP	GS	IP	H	R	ER	BB	SO	2B	3B	HR	WP	BK	HBP	W/L	SV	ERA
2/17	Air Force		0.1	0	0	0	0	0	0	0	0	0	0	0	0/0	0	0.00
2/20	Austin Peay		0.1	0	0	0	0	1	0	0	0	0	0	0	0/0	0	0.00
2/24	Ga. Southern		0.0	1	0	0	0	0	0	0	0	0	0	0	0/0	0	0.00
3/8	Evansville		0.0	0	0	0	1	0	0	0	0	0	0	0	0/0	0	0.00
TOTALS			0.2	0	0	0	1	1	0	0	0	0	0	0	0/0	0	0.00

### CAREER PITCHING STATS

YEAR	ERA	W-L	APP	GS	CG	SHO	SV	IP	H	R	ER	BB	SO	BF	B/AVG	WP	HBP
2022	9.24	0-0	10	1	0	0	0	12.2	17	13	13	12	18	70	.304	2	2
2023	7.15	0-0	9	0	0	0	0	11.1	14	15	9	11	11	61	.292	5	0
2024	0.00	0-0	4	0	0	0	0	0.2	1	0	0	1	1	4	.333	0	0
TOTAL	8.03	0-0	22	1	0	0	0	24.2	32	28	22	24	30	135	.299	7	2



## PITCHING STAFF PROFILES

# 17 STONE SIMMONS

**RHP** | R/R | GR. | 6-4 | 235  
HOUSTON, TEXAS / THE KINKAID SCHOOL / FURMAN

### QUICK HITS

- Missed the 2023 season due to injury. Was the teams first base coach in 2023
- Last pitched on March 5, 2022 at Tulane

### SINGLE GAME CAREER HIGHS

Innings	7.0	vs. Fordham (2/28/20)*
Strikeouts	8	vs. Fordham (2/28/20)*
Walks	3	vs. Campbell (3/6/20)*

\*Career-highs from Furman

### MISCELLANEOUS STATS

	2024	CAREER GAMES
5+ Strikeouts	--	2
10+ Strikeouts	--	--
2 or Fewer Hits Allowed	--	17
Longest Scoreless Innings Stretch	--	5.2
Wins in a Row*	--	1

\*no decisions do not break a streak

\*\*designates as current

### SIMMONS' GAME-BY-GAME PITCHING STATS

DATE	OPP	GS	IP	H	R	ER	BB	SO	2B	3B	HR	WP	BK	HBP	W/L	SV	ERA
TOTALS		0.0	0	0	0	0	0	0	0	0	0	0	0	0	-/-	0	0.00

### CAREER PITCHING STATS

YEAR	ERA	W-L	APP	GS	CG	SHO	SV	IP	H	R	ER	BB	SO	BF	B/AVG	WP	HBP
2020*	2.91	0-3	4	4	0	0	0	21.2	23	11	7	6	17	96	.271	3	2
2021	4.81	1-1	19	0	0	0	2	24.1	22	15	13	8	29	104	.234	2	1
2022	0.00	0-0	3	0	0	0	0	4.1	0	0	0	0	6	13	.000	0	0
2023								DNP									
2024	0.00	0-0	0	0	0	0	0	0.0	0	0	0	0	0	0	.000	0	0
TOTAL	3.91	1-4	26	4	0	0	2	46.0	45	26	20	14	46	213	.230	5	3

\*Statistics from Furman

# 19 MAX MILLER

**LHP** | L/L | SO. | 6-1 | 205  
VANCELEAVE, MISS. / VANCELEAVE HS

### QUICK HITS

### SINGLE GAME CAREER HIGHS

Innings	--	--
Strikeouts	--	--
Walks	--	--

### MISCELLANEOUS STATS

	2024	CAREER GAMES
5+ Strikeouts	--	--
10+ Strikeouts	--	--
2 or Fewer Hits Allowed	--	--
Longest Scoreless Innings Stretch	--	--
Wins in a Row*	--	--

\*no decisions do not break a streak

\*\*designates as current

### MILLER'S GAME-BY-GAME PITCHING STATS

DATE	OPP	GS	IP	H	R	ER	BB	SO	2B	3B	HR	WP	BK	HBP	W/L	SV	ERA
3/10	Evansville		0.0	0	0	0	1	0	0	0	0	0	0	0	-/-	0	0.00
TOTALS		0.0	0	0	0	1	0	0	0	0	0	0	0	0	-/-	0	0.00

### CAREER PITCHING STATS

YEAR	ERA	W-L	APP	GS	CG	SHO	SV	IP	H	R	ER	BB	SO	BF	B/AVG	WP	HBP
2023								DNP									
2024	0.00	0-0	1	0	0	0	0	0.0	0	0	0	0	0	0	.000	0	0
TOTAL	0.00	0-0	1	0	0	0	0	0.0	0	0	0	0	0	0	.000	0	0



## PITCHING STAFF PROFILES

# 20 WILL PASSEAU

RHP | R/R | JR. | 6-2 | 215  
MOBILE, ALA. / ST. PAUL'S EPISCOPAL SCHOOL / PEARL RIVER CC

### QUICK HITS

- Ended the 2022-23 season with a career best 2.26 ERA^
- Totalled 87 punchouts in 67.2 innings pitched in the 2022-23 season^

### SINGLE GAME CAREER HIGHS

Innings	--	--
Strikeouts	--	--
Walks	--	--

### MISCELLANEOUS STATS

	2024	CAREER GAMES
5+ Strikeouts	--	--
10+ Strikeouts	--	--
2 or Fewer Hits Allowed	--	--
Longest Scoreless Innings Stretch	--	--
Wins in a Row*	--	--

\*no decisions do not break a streak

\*\*designates as current

\*Pearl River CC

### PASSEAU'S GAME-BY-GAME PITCHING STATS

DATE	OPP	GS	IP	H	R	ER	BB	SO	2B	3B	HR	WP	BK	HBP	W/L	SV	ERA
TOTALS		0.0	0	0	0	0	0	0	0	0	0	0	0	0	-/-	0	0.00

### CAREER PITCHING STATS

YEAR	ERA	W-L	APP	GS	CG	SHO	SV	IP	H	R	ER	BB	SO	BF	B/AVG	WP	HBP
2024	0.00	0-0	0	0	0	0	0	0.0	0	0	0	0	0	0	.000	0	0
TOTAL	0.00	0-0	0	0	0	0	0	0.0	0	0	0	0	0	0	.000	0	0

# 21 COLBY HOLCOMBE

RHP | R/R | JR. | 6-6 | 250  
FLORENCE, ALA. / CENTRAL HS / NE MISSISSIPPI CC

### QUICK HITS

- Tallied eight strikeouts against South Carolina on Mar. 30, a season-high, in 2023
- Third on the team with 49 strikeouts in 2023
- Held opponents to a .228 batting average in 2023
- Sixth on the team for most innings pitched (36.0) in 2023

### SINGLE GAME CAREER HIGHS

Innings	4.1	vs. Arkansas (5/6/23)
Strikeouts	8	vs. South Carolina (3/30/23)
Walks	6	vs. South Carolina (3/30/23)

### MISCELLANEOUS STATS

	2024	CAREER GAMES
5+ Strikeouts	1	6
10+ Strikeouts	--	--
2 or Fewer Hits Allowed	3	17
Longest Scoreless Innings Stretch	4.0	4.1
Wins in a Row*	1	1

\*no decisions do not break a streak

\*\*designates as current

### HOLCOMBE'S GAME-BY-GAME PITCHING STATS

DATE	OPP	GS	IP	H	R	ER	BB	SO	2B	3B	HR	WP	BK	HBP	W/L	SV	ERA
2/17	Air Force	1.0	0	2	2	3	1	0	0	0	0	0	0	1	0/1	0	18.00
2/21	Austn Peay	2.1	1	1	1	1	2	0	0	1	0	0	0	0	0/0	0	3.86
2/27	Jackson State	*	1.1	3	5	5	2	2	0	0	1	0	0	0	0/0	0	33.75
3/9	Evansville	1.0	3	3	3	1	1	0	0	2	0	0	0	0	0/0	0	27.00
3/13	New Orleans	4.0	0	0	0	2	7	0	0	0	0	0	0	0	0/0	0	0.00
3/19	Memphis	3.2	3	1	1	0	4	1	0	0	0	0	0	0	1/0	0	2.45
TOTALS		13.1	10	12	12	9	17	1	0	4	0	0	0	1	1/1	0	8.10

### CAREER PITCHING STATS

YEAR	ERA	W-L	APP	GS	CG	SHO	SV	IP	H	R	ER	BB	SO	BF	B/AVG	WP	HBP
2023	8.25	2-2	18	3	0	0	0	36.0	31	38	33	42	49	185	.228	3	3
2024	8.10	1-1	6	1	0	0	0	13.1	10	12	12	9	17	60	.204	0	1
TOTAL	8.21	3-3	24	4	0	0	0	49.1	41	50	45	51	66	245	.222	3	4





## PITCHING STAFF PROFILES

# 25 NATE DOHM

RHP | R/R | SO. | 6-4 | 210  
ZIONSVILLE, IND. / ZIONSVILLE HS / BALL STATE

### QUICK HITS

- Earned the opening day start for the Dawgs in 2024
- 2023 Frisco Classic All-Tournament selection
- Earned his first start of the season against Vanderbilt on March 26, 2023
- Led the 2023 Diamond Dawgs in wins (6)
- Put together a 6-4 record and two saves on the season, the saves were tied for a team-high, in 2023
- Tallied 49 strikeouts and just 12 walks, in 2023

### SINGLE GAME CAREER HIGHS

Innings	7.0	vs. Mount St. Mary's (2/29/23)
Strikeouts	13	vs. Miami (5/21/22)*
Walks	4	vs. Central Michigan (5/28/22)*

\*Career-highs from Ball State

### MISCELLANEOUS STATS

	2024	CAREER GAMES
5+ Strikeouts	3	9
10+ Strikeouts	2	3
2 or Fewer Hits Allowed	--	19
Longest Scoreless Innings Stretch	--	9.0
Wins in a Row*	3	3

\*no decisions do not break a streak

\*\*designates as current

### DOHM'S GAME-BY-GAME PITCHING STATS

DATE	OPP	GS	IP	H	R	ER	BB	SO	2B	3B	HR	WP	BK	HBP	W/L	SV	ERA
2/16	Air Force	*	4.0	6	2	1	2	4	2	0	0	1	0	0	0/0	0	2.25
2/23	Ga. Southern	*	6.2	4	0	0	1	10	0	0	0	0	0	0	1/0	0	0.00
2/29	Mt. St. Mary's	*	7.0	4	1	1	0	8	0	0	0	0	0	1	1/0	0	1.29
3/8	Evansville	*	6.1	7	2	2	1	10	2	1	0	0	0	0	1/0	0	2.84
TOTALS			24.0	21	5	4	4	32	4	1	0	1	0	1	3/0	0	1.50

### CAREER PITCHING STATS

YEAR	ERA	W-L	APP	GS	CG	SHO	SV	IP	H	R	ER	BB	SO	BF	B/AVG	WP	HBP
2022*	5.71	4-3	15	3	1	0	2	41.0	32	29	26	26	56	182	.218	7	5
2023	4.07	6-4	17	2	0	0	2	41.0	42	28	19	12	49	186	.258	5	6
2024	1.50	3-0	4	4	0	0	0	24.0	21	5	4	4	32	95	.239	1	1
TOTAL	4.16	13-7	36	9	1	0	4	106.0	95	62	49	42	137	463	.238	13	12

\*Statistics from Ball State

# 26 TYSON HARDIN

RHP | R/R | SO. | 6-2 | 185  
DOVER, FLA. / STRAWBERRY CREST HS / DAYTON STATE COLLEGE

### QUICK HITS

- Pitched 19.2 innings collecting 25 strikeouts on during the 2023 season
- Made Bulldog debut against VMI on Feb. 17, 2023

### SINGLE GAME CAREER HIGHS

Innings	2.2	vs. Austin Peay (2/21/24)
Strikeouts	3	vs. LSU (3/16/24)
Walks	3	vs. Austin Peay (2/21/24)

### MISCELLANEOUS STATS

	2024	CAREER GAMES
5+ Strikeouts	--	--
10+ Strikeouts	--	--
2 or Fewer Hits Allowed	6	13
Longest Scoreless Innings Stretch	8.1**	8.1**
Wins in a Row*	--	--

\*no decisions do not break a streak

\*\*designates as current

### HARDIN'S GAME-BY-GAME PITCHING STATS

DATE	OPP	GS	IP	H	R	ER	BB	SO	2B	3B	HR	WP	BK	HBP	W/L	SV	ERA
2/18	Air Force		1.0	2	1	0	0	0	0	0	0	1	0	0	1/0	0	0.00
2/21	Austin Peay	*	2.2	4	4	4	3	1	1	0	0	0	0	0	0/0	0	13.50
2/24	Ga. Southern		1.2	3	2	2	0	0	1	0	0	0	0	0	0/0	0	10.80
3/2	Mt. St. Mary's		1.0	0	0	0	0	2	0	0	0	0	0	0	0/0	0	0.00
3/5	Southern Miss		2.0	1	0	0	1	1	0	0	0	0	0	0	1/0	0	0.00
3/8	Evansville		1.0	2	0	0	0	0	1	0	0	0	0	0	0/0	0	0.00
3/13	New Orleans	*	2.0	1	0	0	0	2	0	1	0	0	0	0	0/0	0	0.00
3/16	LSU		2.1	2	0	0	3	3	0	0	0	2	0	0	0/0	0	0.00
TOTALS			13.2	15	7	6	7	9	3	1	0	3	0	0	1/0	0	3.95

### CAREER PITCHING STATS

YEAR	ERA	W-L	APP	GS	CG	SHO	SV	IP	H	R	ER	BB	SO	BF	B/AVG	WP	HBP
2023	12.81	0-0	15	0	0	0	0	19.2	40	29	28	11	25	112	.412	5	1
2024	3.95	2-0	8	2	0	0	0	13.2	15	7	6	7	9	62	.306	3	0
TOTAL	9.18	2-0	23	2	0	0	0	33.1	55	36	34	18	34	174	.377	8	1



## PITCHING STAFF PROFILES

# 27 GAVIN BLACK

RHP | L/R | SO. | 6-0 | 195  
BOGART, GA / NW FLORIDA STATE COLLEGE

### QUICK HITS

#### SINGLE GAME CAREER HIGHS

Innings	1.1	Ga. Southern (2/23/24)
Strikeouts	3	Ga. Southern (2/23/24)
Walks	1	Mt. St. Mary's (3/2/24)

#### MISCELLANEOUS STATS

	2024	CAREER GAMES
5+ Strikeouts	--	--
10+ Strikeouts	--	--
2 or Fewer Hits Allowed	5	5
Longest Scoreless Innings Stretch	--	--
Wins in a Row*	--	--

\*no decisions do not break a streak

\*\*designates as current

#### BLACK'S GAME-BY-GAME PITCHING STATS

DATE	OPP	GS	IP	H	R	ER	BB	SO	2B	3B	HR	WP	BK	HBP	W/L	SV	ERA
2/18	Air Force	1.0	0	0	0	1	3	0	0	0	0	0	0	0	0/0	0	0.00
2/21	Austin Peay	1.1	1	0	0	0	2	0	0	0	0	0	0	0	0/0	0	0.00
2/23	Ga. Southern	1.1	2	1	1	0	3	0	0	1	0	0	0	0	0/0	0	6.75
3/2	Mt. St. Mary's	1.0	2	2	1	1	0	0	0	0	0	0	0	0	0/0	0	9.00
3/8	Evansville	0.1	1	0	0	0	1	0	0	0	0	0	1	0	0/0	0	0.00
3/16	LSU	0.2	4	4	4	0	0	0	0	1	0	0	0	0	0/0	0	54.00
TOTALS		5.2	10	7	6	2	9	0	0	1	0	0	1	0	0/0	0	9.53

#### CAREER PITCHING STATS

YEAR	ERA	W-L	APP	GS	CG	SHO	SV	IP	H	R	ER	BB	SO	BF	B/AVG	WP	HBP
2024	3.60	0-0	5	0	0	0	0	5.0	6	3	2	2	9	24	.300	0	1
TOTAL	3.60	0-0	5	0	0	0	0	5.0	6	3	2	2	9	24	.300	0	1

# 28 GAGE HALEY

RHP | R/R | FR. | 6-5 | 270  
SOUTHAVEN, MISS / LEWISBURG HS

### QUICK HITS

#### SINGLE GAME CAREER HIGHS

Innings	--	--
Strikeouts	--	--
Walks	--	--

#### MISCELLANEOUS STATS

	2024	CAREER GAMES
5+ Strikeouts	--	--
10+ Strikeouts	--	--
2 or Fewer Hits Allowed	--	--
Longest Scoreless Innings Stretch	--	--
Wins in a Row*	--	--

\*no decisions do not break a streak

\*\*designates as current

#### HALEY'S GAME-BY-GAME PITCHING STATS

DATE	OPP	GS	IP	H	R	ER	BB	SO	2B	3B	HR	WP	BK	HBP	W/L	SV	ERA
TOTALS		0.0	0	0	0	0	0	0	0	0	0	0	0	0	-/-	0	0.00

#### CAREER PITCHING STATS

YEAR	ERA	W-L	APP	GS	CG	SHO	SV	IP	H	R	ER	BB	SO	BF	B/AVG	WP	HBP
2024	0.00	0-0	0	0	0	0	0	0.0	0	0	0	0	0	0	.000	0	0
TOTAL	0.00	0-0	0	0	0	0	0	0.0	0	0	0	0	0	0	.000	0	0



## PITCHING STAFF PROFILES

# 30 BRADLEY LOFTIN

LHP | L/L | FR. | 6-3 | 197  
SOUTHAVEN, MISS. / DESOTO CENTRAL HS

### QUICK HITS

- Collected two wins in a row dating back to 2023
- Earned a 2-1 record in 26.1 innings pitched in 2023
- During 2023, limited opponents to a .146 batting average
- Grabbed first career win on March 7, 2023, against Valparaiso

### SINGLE GAME CAREER HIGHS

Innings	6.0	vs. Valparaiso (3/3/23)
Strikeouts	11	vs. Valparaiso (3/3/23)
Walks	6	vs. Alabama (4/7/23)

### MISCELLANEOUS STATS

	2024	CAREER GAMES
5+ Strikeouts	--	5
10+ Strikeouts	--	1
2 or Fewer Hits Allowed	2	7
Longest Scoreless Innings Stretch	--	8.0
Wins in a Row*	--	2

\*no decisions do not break a streak

\*\*designates as current

### LOFTIN'S GAME-BY-GAME PITCHING STATS

DATE	OPP	GS	IP	H	R	ER	BB	SO	2B	3B	HR	WP	BK	HBP	W/L	SV	ERA
2/27	Jackson State		2.0	2	1	1	0	2	1	0	1	1	0	1	0/0	0	4.50
3/12	South Alabama	*	3.0	2	0	0	0	6	0	0	0	0	0	0	0/0	0	0.00
3/19	Memphis	*	3.0	3	3	2	1	4	1	0	0	0	0	0	0/0	0	6.00
TOTALS			8.0	7	4	3	1	12	2	0	1	1	0	1	0/0	0	3.38

### CAREER PITCHING STATS

YEAR	ERA	W-L	APP	GS	CG	SHO	SV	IP	H	R	ER	BB	SO	BF	B/AVG	WP	HBP
2023	3.08	2-1	7	5	0	0	0	26.1	13	12	9	28	43	122	.146	4	3
2024	3.38	0-0	3	2	0	0	0	8.0	7	4	3	1	12	32	.233	1	1
TOTAL	3.15	2-1	10	7	0	0	0	34.1	20	16	12	29	55	154	.168	5	4

# 31 KARSON LIGON

RHP | R/R | JR. | 6-1 | 210  
SARASOTA, FLA. / RIVER VIEW HS / MIAMI

### QUICK HITS

- Has thrown 6.1 innings over his last two outings only allowing one unearned run

### SINGLE GAME CAREER HIGHS

Innings	8.0	vs. Florida State (3/31/23)*
Strikeouts	8	vs. Pittsburgh (4/23/22)*
Walks	5	vs. Duke (4/2/22)*

\*Career-highs from Miami

### MISCELLANEOUS STATS

	2024	CAREER GAMES
5+ Strikeouts	--	11
10+ Strikeouts	--	--
2 or Fewer Hits Allowed	4	5
Longest Scoreless Innings Stretch	3.1	8.0
Wins in a Row*	--	3

\*no decisions do not break a streak

\*\*designates as current

### LIGON'S GAME-BY-GAME PITCHING STATS

DATE	OPP	GS	IP	H	R	ER	BB	SO	2B	3B	HR	WP	BK	HBP	W/L	SV	ERA
2/18	Air Force		1.0	1	0	0	0	1	0	0	0	0	0	0	0/0	0	0.00
2/21	Austin Peay		0.1	3	3	3	0	1	0	0	2	0	0	0	0/0	0	81.00
2/24	Ga. Southern		2.2	2	2	1	2	3	0	0	1	0	0	2	0/0	0	3.37
3/5	Southern Miss	*	1.0	3	4	3	2	1	0	0	1	1	0	0	0/0	0	27.00
3/13	New Orleans		3.0	1	1	0	2	3	1	0	0	0	0	0	0/0	0	0.00
3/16	LSU		3.1	2	0	0	3	3	0	0	0	0	0	0	0/0	0	0.00
TOTALS			11.1	12	10	7	9	12	1	0	4	1	0	2	0/0	0	5.56

### CAREER PITCHING STATS

YEAR	ERA	W-L	APP	GS	CG	SHO	SV	IP	H	R	ER	BB	SO	BF	B/AVG	WP	HBP
2022*	4.90	6-6	16	15	0	0	0	75.1	82	47	41	32	67	346	.264	5	10
2023*	4.80	3-2	10	10	0	2	0	50.2	44	30	27	20	37	222	.237	2	9
2024	5.56	0-0	6	1	0	0	0	11.1	12	10	7	9	12	55	.273	1	2
TOTAL	4.92	9-8	32	26	0	2	0	137.1	138	87	75	61	116	623	.258	8	21

\* Statistics from Miami

## PITCHING STAFF PROFILES

# 45 TYLER DAVIS

**LHP** | L/L | JR. | 6-2 | 210  
NEWPORT NEWS, VA. / MENCHVILLE HS / VCU

### QUICK HITS

- Has one win in a row dating back to 2023
- Pitched 22.2 innings and struck out 21
- Picked up his single victory of the season against Lipscomb on March 11, 2023

### SINGLE GAME CAREER HIGHS

Innings	6.0	vs. George Mason (4/2/22)*
Strikeouts	7	vs. Dayton (4/29/22)*
Walks	4	vs. Davidson (5/27/22)*

\*Career-highs from VCU

### MISCELLANEOUS STATS

	2024	CAREER GAMES
5+ Strikeouts	--	10
10+ Strikeouts	--	--
2 or Fewer Hits Allowed	7	24
Longest Scoreless Innings Stretch	--	14
Wins in a Row*	--	4

\*no decisions do not break a streak

\*\*designates as current

### DAVIS' GAME-BY-GAME PITCHING STATS

DATE	OPP	GS	IP	H	R	ER	BB	SO	2B	3B	HR	WP	BK	HBP	W/L	SV	ERA
2/16	Air Force	1.0	1	0	0	0	2	1	0	0	0	0	0	0	1/0	0	0.00
2/18	Air Force	1.0	1	0	0	0	2	0	0	0	0	0	0	0	0/0	0	0.00
2/21	Austin Peay	0.2	3	1	1	0	1	1	0	0	0	0	0	0	0/0	0	13.50
2/25	Ga. Southern	1.0	1	0	0	1	1	0	0	0	0	0	0	0	0/0	0	0.00
2/29	Mt. St. Mary's	0.1	2	1	1	1	1	0	0	0	0	0	0	0	0/0	0	27.00
3/5	Southern Miss	2.0	0	0	0	0	2	0	0	0	0	0	0	0	0/0	0	0.00
3/12	South Alabama	1.1	1	0	0	1	1	0	0	0	0	0	0	0	0/0	0	0.00
3/17	LSU	2.0	1	0	0	1	2	0	0	0	0	0	0	0	0/0	0	0.00
<b>TOTALS</b>		<b>9.1</b>	<b>10</b>	<b>2</b>	<b>2</b>	<b>4</b>	<b>12</b>	<b>2</b>	<b>0</b>	<b>0</b>	<b>0</b>	<b>0</b>	<b>0</b>	<b>0</b>	<b>1/0</b>	<b>0</b>	<b>1.93</b>

### CAREER PITCHING STATS

YEAR	ERA	W-L	APP	GS	CG	SHO	SV	IP	H	R	ER	BB	SO	BF	B/AVG	WP	HBP
2021*	4.86	9-2	21	0	0	0	5	53.2	55	35	29	27	53	246	.267	1	6
2022*	3.60	5-3	17	15	0	0	0	60.0	47	26	24	21	63	255	.210	2	6
2023	9.13	1-0	14	0	0	0	0	22.2	31	26	23	21	21	123	.316	2	2
2024	1.93	1-0	8	0	0	0	0	9.1	10	2	2	4	12	42	.270	0	0
<b>TOTAL</b>	<b>4.81</b>	<b>16-5</b>	<b>60</b>	<b>15</b>	<b>0</b>	<b>0</b>	<b>5</b>	<b>145.2</b>	<b>143</b>	<b>89</b>	<b>78</b>	<b>70</b>	<b>149</b>	<b>666</b>	<b>.266</b>	<b>5</b>	<b>14</b>

\*Statistics from VCU

# 48 BROOKS AUGER

**RHP** | R/R | JR. | 6-5 | 205  
FARMERVILLE, LA. / CEDAR CREEK HS / HINDS CC

### QUICK HITS

- Did not pitch during the 2023 season

### SINGLE GAME CAREER HIGHS

Innings	3.1	vs. Arkansas (4/3/22)
Strikeouts	4	vs. Southern (3/23/22)
Walks	3	vs. Arkansas (4/3/22)

### MISCELLANEOUS STATS

	2024	CAREER GAMES
5+ Strikeouts	--	--
10+ Strikeouts	--	--
2 or Fewer Hits Allowed	8	8
Longest Scoreless Innings Stretch	8.0	12
Wins in a Row*	--	2

\*no decisions do not break a streak

\*\*designates as current

### AUGER'S GAME-BY-GAME PITCHING STATS

DATE	OPP	GS	IP	H	R	ER	BB	SO	2B	3B	HR	WP	BK	HBP	W/L	SV	ERA
2/17	Air Force	0.2	1	0	0	1	1	0	0	0	1	0	0	0	0/0	0	0.00
2/20	Austin Peay	2.2	1	0	0	0	3	0	0	0	0	0	0	0	0/0	0	0.00
2/23	Ga. Southern	1.0	0	0	0	0	2	0	0	0	0	0	0	0	0/0	0	0.00
2/25	Ga. Southern	1.0	1	0	0	1	1	0	0	0	0	0	0	0	0/0	0	0.00
2/29	Mt. St. Mary's	0.2	0	0	0	0	1	0	0	0	0	0	0	0	0/0	0	0.00
3/5	Southern Miss	1.0	0	0	0	0	1	0	0	0	0	0	0	0	0/0	1	0.00
3/8	Evansville	1.0	1	0	0	0	0	0	0	0	0	0	0	0	0/0	1	0.00
3/12	South Alabama	1.0	2	2	2	1	2	1	0	0	0	0	0	0	0/1	0	18.00
<b>TOTALS</b>		<b>9.0</b>	<b>6</b>	<b>2</b>	<b>2</b>	<b>3</b>	<b>11</b>	<b>1</b>	<b>0</b>	<b>0</b>	<b>1</b>	<b>0</b>	<b>0</b>	<b>0</b>	<b>0/1</b>	<b>2</b>	<b>2.00</b>

### CAREER PITCHING STATS

YEAR	ERA	W-L	APP	GS	CG	SHO	SV	IP	H	R	ER	BB	SO	BF	B/AVG	WP	HBP
2022	3.05	2-0	16	0	0	0	0	20.2	16	10	7	12	27	90	.219	0	1
2023								DNP									
2024	2.00	0-1	8	0	0	0	2	9.0	6	2	2	3	11	35	.188	1	0
<b>TOTAL</b>	<b>2.73</b>	<b>2-1</b>	<b>24</b>	<b>0</b>	<b>0</b>	<b>0</b>	<b>2</b>	<b>29.2</b>	<b>22</b>	<b>12</b>	<b>9</b>	<b>15</b>	<b>38</b>	<b>125</b>	<b>.210</b>	<b>1</b>	<b>1</b>



PITCHING STAFF PROFILES

50 JURRANGELO CIJNTJE

BHP | S/S | FR. | 5-11 | 170  
PEMBROKE PINES, FLA. / CHAMPAGNT CATHOLIC HS

QUICK HITS

- Made collegiate debut on Feb. 19, 2023, against VMI
- Earned first start against ULM on Feb. 22, 2023
- Pitched 50 innings on the season, a team-high, during the 2023 season
- Led the team with 63 strikeouts last season
- Pitched a career-high 6 2/3 innings pitched against Mount St. Mary's on March 2, 2024
- Collected a career-high 10 strikeouts against Mount St. Mary's on March 2, 2024

SINGLE GAME CAREER HIGHS

Innings	6.2	vs. Mt. St. Mary's (3/2/24)
Strikeouts	10	vs. Evansville (3/10/24)
Walks	5	vs. LSU (3/17/24)

MISCELLANEOUS STATS

	2024	CAREER GAMES
5+ Strikeouts	4	10
10+ Strikeouts	2	2
2 Or Fewer Hits Allowed	3	9
Longest Scoreless Innings Stretch	6.2	8.1
Wins in a Row*	4**	4**

\*no decisions do not break a streak

\*\*designates as current

CIJNTJE'S GAME-BY-GAME PITCHING STATS

DATE	OPP	GS	IP	H	R	ER	BB	SO	2B	3B	HR	WP	BK	HBP	W/L	SV	ERA
2/18	Air Force	*	4.0	2	1	1	2	8	0	0	0	0	0	1	0/0	0	2.25
2/25	Ga. Southern	*	5.0	1	1	1	2	7	0	0	0	0	0	2	1/0	0	1.80
3/2	Mt. St. Mary's	*	6.2	2	0	0	4	10	1	0	0	0	0	0	1/0	0	0.00
3/10	Evansville	*	6.0	5	3	3	3	10	0	0	1	0	0	1	1/0	0	4.50
3/17	LSU	*	5.0	5	3	3	5	6	1	0	0	0	0	0	1/0	0	5.40
TOTALS			26.2	15	8	8	16	41	2	0	1	0	0	4	4/0	0	2.70

CAREER PITCHING STATS

YEAR	ERA	W-L	APP	GS	CG	SHO	SV	IP	H	R	ER	BB	SO	BF	B/AVG	WP	HBP
2023	8.10	3-5	14	13	0	0	0	50.0	44	48	45	34	63	238	.238	5	14
2024	2.70	4-0	5	5	0	0	0	26.2	15	8	8	16	41	113	.163	0	4
TOTAL	6.22	7-5	19	18	0	0	0	76.2	59	56	53	50	104	351	.213	5	18