



MISSISSIPPI STATE BASEBALL

2021 NATIONAL CHAMPIONS

134 Seasons | 39 NCAA Tournament Appearances | 12 College World Series Appearances | 19 MLB First Round Draft Picks

2024 SCHEDULE & RESULTS

February (6-4)

	TV	TIME
16 AIR FORCE	SECN+	W, 8-4
17 AIR FORCE	SECN+	L, 3-2
18 AIR FORCE	SECN+	W, 10-2
20 AUSTIN PEAY	SECN+	L, 3-2
21 AUSTIN PEAY	SECN+	L, 13-10
23 GEORGIA SOUTHERN	SECN+	W, 5-1
24 GEORGIA SOUTHERN	SECN+	L, 11-4
25 GEORGIA SOUTHERN	SECN+	W, 10-2
27 JACKSON STATE	SECN+	W, 19-6 (7)
29 MOUNT ST. MARY'S	SECN+	W, 12-2

March (13-6)

2 MOUNT ST. MARY'S	SECN+	W, 7-2
2 MOUNT ST. MARY'S	SECN+	W, 6-0
5 vs. Southern Miss (1)	ESPN+	W, 5-4
8 EVANSVILLE	SECN+	W, 5-2
9 EVANSVILLE	SECN+	W, 8-3
10 EVANSVILLE	SECN+	W, 13-3 (8)
12 vs. South Alabama (2)	SECN+	L, 6-5
13 vs. New Orleans (2)	SECN+	W, 2-1 (11)
15 #2 LSU*	SECN+	W, 10-4
16 #2 LSU*	SECN	L, 9-8
17 #2 LSU*	SECN+	W, 15-5 (8)
19 MEMPHIS	SECN+	W, 17-9
21 at #7 Texas A&M*	ESPNU	L, 6-3
22 at #7 Texas A&M*	SECN+	W, 5-1
23 at #7 Texas A&M*	SECN+	L, 6-1
26 at Samford	ESPN+	W, 9-5 (10)
29 at #6 Florida*	SECN+	L, 7-6
30 at #6 Florida*	SECN+	W, 12-2
31 at #6 Florida*	SECN+	L, 4-3

April (8-4)

2 CENTRAL ARKANSAS	SECN+	L, 7-6
5 GEORGIA*	SECN+	W, 6-1
6 GEORGIA*	SECN	L, 3-2
7 GEORGIA*	SECN+	W, 9-8
9 UAB	SECN+	CANCELED
12 at Ole Miss*	SECN	W, 8-0
13 at Ole Miss*	ESPN2	L, 10-9 (12)
14 at Ole Miss*	SECN+	L, 14-2 (7)
16 ALCORN STATE	SECN+	W, 11-0 (7)
19 AUBURN*	SECN+	W, 8-1
21 AUBURN*	SECN	W, 3-1 (7)
21 AUBURN*	SECN+	W, 4-3 (8)
23 at Memphis	ESPN+	W, 6-4
26 at #11 Vanderbilt*	SECN+	6 p.m.
27 at #11 Vanderbilt*	SECN+	2 p.m.
28 at #11 Vanderbilt*	SECN+	1 p.m.

May (0-0)

1 vs. Ole Miss (1)	ESPNU	6 p.m.
3 ALABAMA*	SECN+	6 P.M.
4 ALABAMA*	SECN+	2 P.M.
5 ALABAMA*	SECN+	1 P.M.
10 at Arkansas*	SECN+	6:30 p.m.
11 at Arkansas*	SECN+	6 p.m.
12 at Arkansas*	SECN	2 p.m.
14 NORTH ALABAMA	SECN+	6 P.M.
16 MISSOURI*	SECN+	6 P.M.
17 MISSOURI*	SECN+	6 P.M.
18 MISSOURI*	SECN+	2 P.M.

All times central and subject to change

HOME GAMES IN BOLD CAPS | * - Southeastern Conference game

(1) - Trustmark Park; Pearl, Miss. | (2) - Shuckers Ballpark; Biloxi, Miss.

THE MATCHUP

Mississippi State at Vanderbilt

Hawkins Field (Nashville, Tenn.)

	Friday	Saturday	Sunday
First Pitch:	6:02 p.m.	2:02 p.m.	1:02 p.m.
TV:	--	--	--
Internet Stream:	SECN+	SECN+	SECN+
Radio:	MSU Radio Network (96.1 FM locally)	MSU Radio Network (96.1 FM locally)	MSU Radio Network (96.1 FM locally)
Audio Stream:	HailState.com/OnDemand	HailState.com/OnDemand	HailState.com/OnDemand



MISSISSIPPI STATE BULLDOGS

Record (SEC): 27-14 (10-8)
H/A/N: 20-7 / 5-6 / 2-1
Streak: W5
Rankings: Baseball America - NR
D1Baseball - NR, NCBWA - RV
Perfect Game - NR, USA Today - RV

Head Coach: Chris Lemonis
Record at MSU (Yrs.): 194-106 (6th)
Career Record (Yrs.): 335-197-2 (10th)
First Year of Baseball: 1885
Program Record: 2,834-1,668-29 (.628)

VANDERBILT COMMODORES

Record (SEC): 30-11 (10-8)
H/A/N: 23-4 / 3-7 / 4-0
Streak: W1
Rankings: Baseball America - 9
D1Baseball - 11, NCBWA - 10
Perfect Game - 9, USA Today - 8

Head Coach: Tim Corbin
Record at VU (Yrs.): 913-431-1 (22nd)
Career Record (Yrs.): 1,019-569-1 (28th)
First Year of Baseball: 1885
Program Record: 2,539-1,851-36 (.578)

PITCHING PROBABLES

G1: Khal Stephen - Jr. - RHP

App/GS: 10/10
Record: 6-2
IP: 57.2
ERA: 2.50
Ks: 67
BBs: 14
Opp. Avg.: .204

G2: TBD

App/GS: 6/6
Record: 0-0
IP: 0.0
ERA: 0.00
Ks: 0
BBs: 0
Opp. Avg.: .000

G3: Jurrangel Cijntje - So. - BHP

App/GS: 10/10
Record: 6-1
IP: 54.0
ERA: 3.50
Ks: 69
BBs: 23
Opp. Avg.: .200

IN & OUT

- The Mississippi State Bulldogs travel to the Music City to take on No. 11 Vanderbilt in SEC play this weekend. The three-game set features two 10-8 teams in SEC play. The Dawgs lead the all-time series 74-56-2 but have dropped the last three games against Vanderbilt. The last win for MSU over Vanderbilt came on June 30, 2021, when the Dawgs won 9-0 to claim the schools first ever National Championship. The last time the Dawgs went to Nashville was during the 2021 season. The Bulldogs enter the weekend on the longest winning streak in the SEC at five games.
- Bryce Chance has shown he is one of the toughest players to strike out in the nation this season. In his 39 games this season, Chance is the toughest player to strike out in the SEC and the second toughest player in the nation. Only one player, Camden Janik of Illinois, is more challenging to strike out. Chance is the only SEC player from the SEC in the top 20 for the toughest players to strike out. Besides being tricky to strike out, Chance is among the best hitters during SEC play. Chance is hitting .373 (22-of-59), the ninth-best mark in conference games. For the course of the season, Chance is hitting .305 during the 2024 season, with 13 extra-base hits. He drove in the fifth most runs on the team with 27 and an on-base percentage of .380. Chance is on an 11-game hitting streak, the longest hitting streak of his career. His hitting streak started in game one of the Georgia series. During his hitting streak, he has four multi-hit games. Chance has hit safely in 15 of the last 16 games for the Dawgs.
- No. 11-ranked Vanderbilt comes into the weekend with a 30-11 record. Vanderbilt is third in the SEC East with a 10-8 SEC record. Matthew Polk leads the Commodore's offense with a .339 batting average. Polk has 39 hits, 17 RBIs, ten doubles, and five home runs. The Commodore's team is hitting .297 as a team, the fifth-best mark in the SEC. Carter Holton leads the Vanderbilt pitching staff. Holton has appeared in 10 games, punching out 81 and walking 17 batters in 54.2 innings of work. Holton holds a 3.95 ERA heading into the weekend. As a staff member, Vanderbilt has an ERA of 4.31, which is the sixth-best mark in the SEC. In 351 innings, the Commodores have 422 strikeouts. The 422 strikeouts are the fifth most in the SEC.



PROGRAM QUICK FACTS

School Information

Location	Starkville, Mississippi
Founded	1878
Enrollment	22,657
President	Dr. Mark E. Keenum
Faculty Representative	Dr. Brent Fountain
Director of Athletics	Zac Selmon
Twitter	@ZacSelmon
Affiliation	NCAA Division I
Conference	Southeastern - Western Division
Nickname	Bulldogs
Colors	Maroon and White

Stadium

Name	Dudy Noble Field, Polk-DeMent Stadium
Capacity	15,000+
Field Dimensions	Left-330, Left Center-385, Center-400, Right Center-380, Right-305

2023 Team Information

Overall Record (SEC)	27-26 (9-21)
Home / Away / Neutral	16-14 / 6-10 / 5-2
Postseason	--
Lettermen Returning/Lost	20/15
Position Starters Returning/Lost	4/4
Pitchers Returning/Lost	15/8
2024 Newcomers	22 (14 Freshmen, 8 Transfers)

Program Information

First Year of Baseball	1885 (134th season)
First Year in SEC	1933 (Charter Member)
All-Time Record (Win %)	2,834-1,668-29 (.628)
All-Time SEC Record (Win %)	1,007-881-3 (.533)
SEC Championships (Last)	11 (2016)
SEC Tournament Championships (Last)	7 (2012)
NCAA Tournaments (Last)	39 (2021)
NCAA Super Regionals (Last)	10 (2021)
College World Series (Last)	12 (2021)
National Championship (Last)	1 (2021)

MEDIA INFORMATION

BASEBALL MEDIA PORTAL

Mississippi State has created an online portal for media members covering the Bulldogs' baseball program. To access the portal, visit hailst.at/BBMedia.

The Baseball Press Box Page of HailState.com will include links to media guides, quick facts, game notes, box scores, recaps, pool photography and team and staff headshots.

PRESS BOX SERVICES

A complete NCAA box score and pertinent game facts are available to members of the working media following each game. Seats will be assigned. A pregame meal is served in the press box approximately one hour prior to each game.

The press box is equipped with high-speed internet and telephone access. It is also set up to accommodate television and team radio/video personnel.

RADIO BROADCASTS

Dudy Noble Field houses radio lines to support home and visitor radio broadcasts. For more information on the phone lines, please contact Travis Rae in the Communications office.

POSTGAME INTERVIEWS

Requested MSU players, along with head coach Chris Lemonis, will be available for a postgame media session in the Omaha Room approximately 20 minutes after home games. The Mississippi State locker room and team spaces are closed to the media.

MSU PLAYER/COACH AVAILABILITY

Players and coaches will be made available to the media upon request. Those wishing to set up an interview must contact Travis Rae via phone or email at least 48 hours prior to the desired interview time. On gameday, players and coaches are only available postgame.

In most cases, players will be available for a brief time before or after practices which are typically scheduled on weekday afternoons.

Media members are NOT permitted to contact student-athletes on their own at any time. This includes phone, email, text or through social media platforms. Student-athletes' contact information will not be given out.

PHOTOGRAPHERS / VIDEOGRAPHERS


A limited number of photographers and videographers will be permitted to shoot in the photo wells at each end of home and visiting dugouts. Those wishing to shoot a game must request access at least 24 hours before the game.

To access the SEC's media FTP, contact licensing@xosdigital.com.

CONTACT INFORMATION:

TRAVIS RAE
Baseball

Office	(715) 205-0324
Email	TRAE@athletics.msstate.edu
X	@TravisRae





2024 ROSTER

NUMERICAL

#	Name	Pos.	B/T	Ht.	Wt.	CL/Exp.	Hometown/High School (Previous School)
2	Cam Schuelke	RHP	R/R	6-1	195	Sr./Jr.	Dorr, Mich. / Bryon Center HS (College of Central Florida)
3	David Mershon	INF	S/R	5-8	175	So./So.	Talors, S.C. / Eastside HS
4	Mikhail Grant	RHP	R/R	6-3	215	Fr./Fr.	Stockbridge, Ga. / Georgia Premier Academy
5	Aaron Downs	INF/OF	R/R	6-0	210	Jr./Jr.	Pella, Iowa / Heritage Academy
6	Logan Forsythe	RHP	R/R	6-0	190	So./So.	D'Iberville, Miss. / D'Iberville HS
7	Connor Hujak	INF/OF	R/R	6-2	200	Sr./Sr.	Goffstown, N.H. / Goffstown HS (VCU)
8	Amani Larry	INF	R/R	5-11	190	Sr./Sr.	Bossier City, La. / Parkway HS (New Orleans)
9	Pico Kohn	LHP	L/L	6-4	200	Jr./So.	Verbena, Ala. / Chilton County HS
10	Dylan Cupp	INF	R/R	6-1	200	Fr./Fr.	Cedartown Ga. / Cedartown HS
11	KK Clark	RHP	R/R	5-11	190	Fr./Fr.	Brandon, Miss. / Brandon HS
12	Evan Siary	RHP	R/R	6-1	190	So./So.	Columbus, Miss. / Starkville Academy
13	Nate Chester	INF	R/R	6-2	190	Jr./Jr.	Kansas City, Mo. / Liberty North HS (John A. Logan CC)
14	Khal Stephen	RHP	R/R	6-4	215	Jr./Jr.	Williamsport, Ind. / Seeger HS (Purdue)
15	Luke Dotson	INF/LHP	L/L	6-4	210	Fr./Fr.	Marietta Ga. / Mount Paran Christian
16	Cole Cheatham	LHP	L/L	6-3	200	Jr./Jr.	Ardmore, Ala. / Ardmore HS
17	Stone Simmons	RHP	R/R	6-4	235	Gr./Jr.	Houston, Texas / The Kinkaid School (Furman)
18	Johnny Long	C	R/R	5-11	190	Gr./Gr.	Naples, Fla. / Barron Collier HS (Pittsburgh)
19	Max Miller	LHP	L/L	6-1	205	So./So.	Vancleave, Miss. / Vancleave HS
20	Will Passeau	RHP	R/R	6-2	215	Jr./Jr.	Mobile, Ala. / St. Paul's Episcopal School (Pearl River CC)
21	Colby Holcombe	RHP	R/R	6-6	250	Jr./Jr.	Florence, Ala. / Central HS (Northeast Mississippi CC)
22	Ross Highfill	C	R/R	6-0	200	So./So.	Madison, Miss. / Madison Central HS
23	Jackson Owen	C	R/R	5-10	200	Jr./Jr.	Starkville, Miss. / Starkville HS (Northeast Mississippi CC)
24	Jace Norton	INF	R/R	6-3	190	Fr./Fr.	Auburn, Ala. / Auburn HS
25	Nate Dohm	RHP	R/R	6-4	210	Jr./Jr.	Zionsville, Ind. / Zionsville HS (Ball State)
26	Tyson Hardin	RHP	R/R	6-2	200	Jr./Jr.	Dover, Fla. / Strawberry Crest HS (Daytona State College)
27	Gavin Black	RHP	L/R	6-0	195	So./So.	Bogart, Ga. / North Oconee HS (Northwest Florida State College)
28	Gage Haley	RHP	R/R	6-7	265	Fr./Fr.	Southaven, Miss. / Lewisburgh HS
30	Bradley Loftin	LHP	L/L	6-3	195	So./So.	Southaven, Miss./DeSoto Central
31	Karson Ligon	RHP	R/R	6-1	210	Jr./Jr.	Sarasota, Fla. / River View HS (Miami (Fla.))
32	Michael O'Brien	OF	L/L	6-0	185	Fr./Fr.	River Ridge, La. / John Curtis Christian
33	Rives Reynolds	OF	R/R	5-11	175	Fr./Fr.	Flowood, Miss. / Jackson Prep
36	Nolan Stevens	INF/OF/LHP	L/L	6-3	210	Fr./Fr.	Elk Grove, Calif. / Franklin HS
37	Brett House	INF/OF	R/R	6-3	200	Fr./Fr.	Hoschton, Ga. / Cherokee Bluff HS
38	Bryce Chance	OF	R/R	5-10	180	Jr./So.	Ridgeland, Miss. / Madison-Ridgeland Academy
40	Logan Kohler	INF	L/R	6-1	195	Sr./Sr.	Little Elm, Texas / Little Elm HS (Memphis)
41	Ethan Pulliam	INF/OF	R/R	6-1	190	Fr./Fr.	Starkville, Miss. / Starkville HS
42	Dakota Jordan	OF	R/R	6-0	220	So./So.	Canton, Miss. / Jackson Academy
43	Steven Spalitta	INF/C	L/R	5-10	185	Fr./Fr.	Mandeville, La. / Fontain Bleau HS
44	Hunter Hines	INF/OF	L/R	6-3	210	Jr./Jr.	Madison, Miss. / Madison Central HS
45	Tyler Davis	LHP	L/L	6-2	210	Sr./Sr.	Newport News, Va. / Menchville HS (VCU)
46	Jackson McKenzie	INF/OF/LHP	L/L	6-1	215	Fr./Fr.	Pace, Fla. / Pace HS
48	Brooks Auger	RHP	R/R	6-5	215	Sr./Jr.	Farmerville, La. / Cedar Creek HS (Hinds CC)
50	Jurrangelo Cijntje	BHP	S/S	5-11	170	So./So.	Pembroke Pines, Fla./Champanat Catholic
55	Joe Powell	C	R/R	5-10	185	Sr./Sr.	Mason, Ohio / Mason HS (Cincinnati)
--	Will Gibbs	RHP	R/R	6-0	180	So./So.	Flowood, Miss. / Jackson Prep

COACHING / SUPPORT STAFF

Chris Lemonis - Head Coach (Sixth Season at Mississippi State, 10th Overall; The Citadel, 1992)

Jake Gautreau - Assistant Coach (Seventh Season; Tulane, 2011)

Justin Parker - Assistant Coach (First Season; Wright State, 2012)

Kyle Cheesebrough - Assistant Coach (Sixth Season; Louisville, 2010)

Roger Rodeheaver - Director of Operations (Sixth Season; Indiana, 2010)

Blake Loper - Coordinator of Operations (Third Season; Mississippi State, 2020)

Bobby Austin - Coordinator of Player Development (Fourth Season; NC State, 2019)

Scott Shipman - Strength and Conditioning Coach (Second Season; Augusta University, 2013)

Jason Wire - Associate Athletic Trainer (14th Season; St. Cloud State, 2006)

ROSTER BREAKDOWN

BY POSITION

RHP – 16 (Auger, Black, Clark, Dohm, Forsythe, Gibbs, Grant, Haley, Hardin, Holcombe, Ligon, Passeau, Schuelke, Siary, Simmons, Stephen)

LHP – 8 (Cheatham, Davis, Dotson, Kohn, Loftin, McKenzie, Miller, Stevens)

INF – 15 (Chester, Cupp, Dotson, Downs, Hines, House, Hujak, Kohler, Mershon, Miller, Siary)

OF – 11 (Chance, Downs, Hines, House, Hujak, Jordan, McKenzie, O'Brien, Pulliam, Reynolds, Stevens)

C – 5 (Highfill, Long, Owen, Powell, Spalitta)

BHP – 1 (Cijntje)

BY CLASS

FRESHMEN – 13 (Clark, Cupp, Dotson, Grant, Haley, House, McKenzie, Norton, O'Brien, Pulliam, Reynolds, Spalitta, Stevens)

SOPHOMORES – 10 (Black, Cijntje, Forsythe, Gibbs, Highfill, Jordan, Loftin, Mershon, Miller, Siary)

JUNIORS – 13 (Chance, Cheatham, Chester, Dohm, Downs, Hardin, Hines, Holcombe, Kohn, Ligon, Owen, Passeau, Stephen)

SENIORS – 7 (Auger, Davis, Hujak, Kohler, Larry, Powell, Schuelke)

GRADUATES – 2 (Long, Simmons)

BY EXPERIENCE

FRESHMEN – 13 (Clark, Cupp, Dotson, Grant, Haley, House, McKenzie, Norton, O'Brien, Pulliam, Reynolds, Spalitta, Stevens)

SOPHOMORES – 12 (Black, Chance, Cijntje, Forsythe, Gibbs, Highfill, Jordan, Kohn, Loftin, Mershon, Miller, Siary)

JUNIORS – 14 (Auger, Cheatham, Chester, Dohm, Downs, Hardin, Hines, Holcombe, Ligon, Owen, Passeau, Schuelke, Simmons, Stephen)

SENIORS – 4 (Davis, Hujak, Kohler, Larry)

BY STATE

MISSISSIPPI – 14 (Chance, Clark, Forsythe, Gibbs, Haley, Highfill, Hines, Jordan, Loftin, Miller, Owen, Pulliam, Reynolds, Siary)

GEORGIA – 5 (Black, Cupp, Dotson, Grant, House)

ALABAMA – 5 (Cheatham, Holcombe, Kohn, Norton, Passeau)

FLORIDA – 5 (Cijntje, Hardin, Ligon, Long, McKenzie)

LOUISIANA – 4 (Auger, Larry, O'Brien, Spalitta)

INDIANA – 2 (Dohm, Stephen)

TEXAS – 2 (Kohler, Simmons)

CALIFORNIA – 1 (Stevens)

IOWA – 1 (Downs)

MICHIGAN – 1 (Schuelke)

MISSOURI – 1 (Chester)

NEW HAMPSHIRE – 1 (Hujak)

SOUTH CAROLINA – 1 (Mershon)

VIRGINIA – 1 (Davis)

PRONUNCIATION GUIDE

Jurrangelo Cijntje	SAIN-ja
Nate Dohm	Dome
Jake Gautreau	Go-TRO (long o)
Connor Hujak	hi-Zack
Pico Kohn	Konn
Chris Lemonis	Luh-MOE-niss
Karson Ligon	LIG-in
Rives Reynolds	REEVES
Cam Schulke	Shul-key
Evan Siary	Sea-air-EE
Steven Spalitta	Spuh-lee-tuh
Khal Stephn	Cal



PROJECTED STARTERS

2024 statistics listed | Probable starters based on previous games

Pos.	Name	Elg.	B/T	Ht./Wt.	Avg.	R	H	RBI	Notes
C	Johnny Long	Sr.	R/R	6-0/190	.234	19	18	9	Had a season-best 11 game reach base streak; Hit his first homer as a Dawg at Ole Miss
1B	Hunter Hines	Jr.	L/R	6-3/210	.279	29	46	35	Has hit 47 career-home runs for the Dawgs, tied for sixth most in program history
2B	Ethan Pulliam	Fr.	R/R	6-1/190	.412	3	7	4	Started last five games, with first start coming against Alcorn State; Hit .467 over his last five games; Has three multi-hit games
SS	David Mershon	So.	S/R	5-8/175	.343	37	47	28	Has 12 multi-hit games this season, including a four hit game; Leads team with 18 stolen bases; Hitting .500 over the last five games
3B	Logan Kohler	Sr.	L/R	6-1/195	.218	22	24	19	Went 2-for-3 with 3 RBIs in game two of the doubleheader against Auburn; Hitting .333 over his last five games
LF	Bryce Chance	So.	R/R	5-10/180	.305	23	39	27	Has a hit in the last 11 games, the longest hitting streak of his career; Hitting .533 over the last five games; Toughest player to strike out in the SEC
CF	Connor Hujak	Sr.	R/R	6-2/200	.326	41	47	36	Has the second most RBIs on the team with 36; Has the third most homers on the team (7); Hitting .357 in SEC play
RF	Dakota Jordan	So.	R/R	6-0/220	.379	43	58	55	Leads the team with 16 home runs, 8th in the SEC; Leads the team with 55 RBIs, 3rd most in the SEC; Hitting .444 over last five games
DH	Amani Larry	Sr.	R/R	5-11/190	.242	34	37	19	Has eight multi-hit games this season, the sixth most on the team; Has 14 HBP, the fourth most in the SEC; Has an on-base percentage of .395


CAREER SITUATIONAL STATISTICS

Runners On Base (H-AB)

Name	'21	'22	'23	'24	Total	Avg.
Chance, Bryce	--	--	21-55	20-62	41-117	.350
Chester, Nate	--	--	3-8	1-10	4-18	.222
Cupp, Dylan	--	--	--	11-39	11-39	.282
Downs, Aaron	--	2-14	4-15	11-35	17-64	.265
Highfill, Ross	--	--	14-66	1-6	15-72	.208
Hines, Hunter	--	40-112	38-108	22-94	100-314	.318
Hujak, Connor	--	--	4-23	25-78	29-101	.287
Jordan, Dakota	--	--	28-79	41-94	69-173	.399
Kohler, Logan	--	--	--	18-55	18-55	.327
Larry, Amani	--	--	19-77	17-61	36-138	.260
Long, Johnny	--	--	--	11-36	11-36	.306
McKenzie, Jackson	--	--	--	2-10	2-10	.200
Mershon, David	--	--	10-33	24-68	34-101	.336
O'Brien, Michael	--	--	--	0-0	0-0	.000
Powell, Joe	--	--	--	4-19	4-19	.210
Pulliam, Ethan	--	--	--	4-9	4-9	.444
Spalitta, Steven	--	--	--	0-5	0-5	.000
Stephen, Khal	--	--	--	0-1	0-1	.000
Stevens, Nolan	--	--	--	5-11	5-11	.454
TOTAL					400-1283	.311

Runners in Scoring Position (H-AB)

Name	'21	'22	'23	'24	Total	Avg.
Chance, Bryce	--	--	15-36	11-43	26-79	.329
Chester, Nate	--	--	2-6	1-7	3-13	.230
Cupp, Dylan	--	--	--	10-22	10-22	.454
Downs, Aaron	--	1-8	1-7	8-20	10-35	.286
Highfill, Ross	--	--	9-41	0-3	9-44	.204
Hines, Hunter	--	20-60	23-74	15-63	58-197	.294
Hujak, Connor	--	--	2-14	16-51	18-65	.277
Jordan, Dakota	--	--	21-56	26-58	47-114	.412
Kohler, Logan	--	--	--	12-38	12-38	.315
Larry, Amani	--	--	11-43	12-37	23-80	.287
Long, Johnny	--	--	--	6-20	6-20	.300
McKenzie, Jackson	--	--	--	1-8	1-8	.125
Mershon, David	--	--	7-25	15-43	22-68	.323
O'Brien, Michael	--	--	--	--	0-0	.000
Powell, Joe	--	--	--	2-11	2-11	.181
Pulliam, Ethan	--	--	--	4-7	4-7	.571
Spalitta, Steven	--	--	--	0-4	0-4	.000
Stephen, Khal	--	--	--	--	0-0	.000
Stevens, Nolan	--	--	--	1-5	1-5	.200
TOTAL					252-810	.311



TEAM STATISTICAL RANKINGS



NCAA Category	Rank	Rank
Batting		
Base on Balls	27	200
Batting Average	110	62
Doubles	143	21
Doubles Per Game	183	26
Hit By Pitch	184	115
Hits	111	63
Home Runs	135	126
Home Runs Per Game	156	141
On Base Percentage	79	110
Runs Scored	84	78
Sacrifice Bunts	36	126
Sacrifice Flies	71	148
Scoring	107	104
Slugging Percentage	152	81
Stolen Bases	106	32
Stolen Bases Per Game	120	34
Triples	210	74
Triples Per Game	237	91

Pitching

Earned Run Average	17	24
Hit Batters	278	252
Hits Allowed Per 9 Inn.	13	10
Shutouts	26	59
Strikeout-to-Walk Ratio	14	8
Strikeouts Per 9 Innings	18	12
WHIP	15	8
Walks Allowed Per 9 Inn.	38	29

Miscellaneous

Double Plays Turned	198	111
Double Plays Per Game	230	151
Fielding Percentage	6	44
Triple Plays	--	--
W-L Percentage	40	17

National statistical rankings listed above will be updated prior to each weekend series and midweek games.

SERIES HISTORY

Series History	74-56-2
MSU Streak	L3
First Meeting	May 16, 1913, W, VU, 11-10
Last Meeting	March 26, 2023, W, VU, 11-7
Last MSU Win	June 30, 2021, 9-0
Last VU Win	March 26, 2023, 11-7

Last 5 Meetings

3/26/23	Vanderbilt	L, 11-7
3/25/23	Vanderbilt	L, 18-5
3/24/23	Vanderbilt	L, 26-3
6/30/21	at CWS (Ohama)	W, 9-0
6/29/21	at CWS (Ohama)	W, 13-2

PITCHING PROBABLES

GAME 1



#14 Khal Stephen

RHP

6-4 | 215 | Williamsport, Ind. | Seeger HS | Purdue

2024: 6-2, 2.50 ERA, 10 G/10 GS, 57.2 IP, 43 H, 16 ER, 14 BB, 67 SO

CAREER: 16-10, 4.89 ERA, 47 G/24 GS, 167.1 IP, 154 H, 91 ER, 62 BB, 171 SO


2024 SEASON

- Made MSU debut on Feb. 17 against Air Force
- Recorded a career-high 11 Ks against Air Force (2/17) and Auburn (4/19)
- Voted the Golden Spikes Award Week 1 Performance of the Week for his performance against Air Force
- Defeated #7 Texas A&M for his first SEC win
- Has the 2nd best ERA in the SEC (2.50)
- Has thrown the most innings in the SEC (57.2)
- Dawgs have won four of his last five starts
- Tied his career-high with eight innings pitched against Ole Miss
- Led the Dawgs to their second shutout of the season at Ole Miss
- Last five outings, 34 1/3 IP, 40 Ks, 3 ER, 0.78 ERA

2024 GAME LOG

DATE	OPP.	W-L	SCORE	IP	H	R	ER	HR	BB	K	ERA
2/17	Air Force	ND	2-3	7.0	3	1	1	1	0	11	1.29
2/24	Ga. Southern	L	11-4	2.1	6	7	7	0	1	3	27.00
3/2	Mount St. Mary's	W	7-2	6.0	6	0	0	0	1	9	0.00
3/9	Evansville	W	8-3	6.0	1	0	0	0	2	3	0.00
3/16	#2 LSU	L	9-8	2.0	5	5	5	3	1	1	22.50
3/22	at #7 Texas A&M	W	5-1	6.2	5	1	1	0	3	5	1.35
3/29	at #6 Florida	ND	6-7	6.0	3	2	2	2	2	8	3.00
4/5	Georgia	W	6-1	6.2	5	1	0	0	2	7	0.00
4/12	at Ole Miss	W	8-0	8.0	3	0	0	0	0	9	0.00
4/19	Auburn	W	8-1	7.0	6	1	0	0	2	11	0.00
TOTALS				57.2	43	18	16	6	14	67	2.50

GAME 2



TBD

2024: 0-0, 0.00 ERA, 6 G/6 GS, 0.0 IP, 0 H, 0 ER, 0 BB, 0 SO

CAREER: 0-0, 0.00 ERA, 6 G/6 GS, 0.0 IP, 0 H, 0 ER, 0 BB, 0 SO

2024 SEASON

- TBD makes his sixth start of the season on Sunday

2024 GAME LOG

DATE	OPP.	W-L	SCORE	IP	H	R	ER	HR	BB	K	ERA
TOTALS											

GAME 3



#50 Jurrangel Cijntje

BHP

5-11 | 200 | Pembroke Pines, Fla. | Champagnat Catholic HS

2024: 6-1, 3.50 ERA, 10 G/10 GS, 54.0 IP, 39 H, 21 ER, 23 BB, 69 SO

CAREER: 9-6, 5.71 ERA, 24 G/23 GS, 104.0 IP, 83 H, 66 ER, 57 BB, 132 SO

2024 SEASON

- Pitched a career-high seven innings at Florida on March 30.
- Tallied a career best 10 strikeouts against Mount St. Mary's (3/2) and Evansville (3/10)
- Led the Diamond Dawgs to the first shutout since June 30, 2021 on March 2
- Has the 6th most strikeouts in the SEC with 69. He has 25 strikeouts looking, the 3rd most in the SEC
- Opponents are hitting .200 against Cijntje
- Picked up his sixth win of the season against Auburn
- Has at least three punchouts in each game this season
- Has at least one strikeout in every game he's appeared in for the Dawgs

2024 GAME LOG

DATE	OPP.	W-L	SCORE	IP	H	R	ER	HR	BB	K	ERA
2/18	Air Force	ND	10-2	4.0	2	1	1	0	2	8	2.25
2/25	Ga. Southern	W	10-2	5.0	1	1	1	0	2	7	1.80
3/2	Mount St. Mary's	W	6-0	6.2	2	0	0	0	4	10	0.00
3/10	Evansville	W	13-3	6.0	5	3	3	1	3	10	4.50
3/17	#2 LSU	W	15-5	5.0	5	3	3	0	5	6	5.40
3/23	at #7 Texas A&M	L	6-1	5.2	7	5	5	3	1	4	7.94
3/30	at #6 Florida	W	12-2	7.0	5	2	2	0	2	8	2.57
4/6	Georgia	ND	3-2	5.0	5	2	2	1	0	8	3.60
4/13	at Ole Miss	ND	10-9	3.0	4	3	3	1	1	3	9.00
4/21	Auburn	W	3-1	6.2	3	1	1	1	3	5	1.35
TOTALS				54.0	39	21	21	7	23	69	3.50

State



MSU RECORD WHEN...

	OVERALL	SEC
Overall	27-14	10-8
vs. Top-5 Teams	2-1	2-1
vs. Top-10 Teams	2-4	2-4
vs. Top-25 Teams	0-0	0-0
Non-Conference	17-6	0-0
SEC	10-8	10-8
SEC East	3-3	3-3
SEC West	7-5	7-5
At Home	20-7	7-2
On the Road	5-6	3-6
At Neutral Sites	2-1	0-0
In Day Games	16-10	4-4
In Night Games	11-4	6-4
vs. Teams .500 Or Better	20-11	10-8
vs. Teams Worse Than .500	7-3	0-0
vs. Left-Handed Starter	11-9	3-5
vs. Right-Handed Starter	16-5	7-3
When Starter Receives Decision	16-5	7-3
When Reliever Receives Decision	11-9	3-5
When Starter Goes 5+ Innings	15-4	7-3
When Starter Goes <5 Innings	12-10	3-5
When Scoring First	20-4	6-1
When Opponent Scores First	7-10	4-7
When Leading After 6 Innings	22-5	9-3
When Trailing After 6 Innings	2-7	1-4
When Tied After 6 Innings	3-2	0-1
When Leading After 8 Innings	21-5	8-2
When Trailing After 8 Innings	0-6	0-3
When Tied After 8 Innings	2-2	0-2
In One-Run Games	4-9	2-5
In Two-Run Games	2-0	1-0
In 5+ Run Games	15-3	5-2
Weekend Series W-L-T	7-3	3-3
Series Sweeps/Times Swept	3/0	1/0
When Scoring 0-2 Runs	1-5	0-3
When Scoring 3-5 Runs	6-4	3-2
When Scoring 6-9 Runs	10-4	4-3
When Scoring 10+ Runs	10-1	3-0
Shutouts/Times Shut Out	3/0	1/0
In Extra Innings	2-1	0-1
When Opponent Scores 4 Runs Or Less	22-4	8-2
When Opponent Scores 5 Runs Or More	5-10	2-6
When Out-Hitting Opponent	23-3	9-1
When Out-Hit by Opponent	2-9	1-5
When Hits Are Equal	2-2	0-2
When Hitting A Home Run	20-7	8-4
When Opponent Hits A Home Run	11-12	3-7
When Errorless	16-7	6-5
When Committing One Error	6-6	3-2
When Committing 2+ Errors	6-1	1-1
When Opponent is Errorless	7-6	3-3
When Opponent Commits One Error	8-6	4-3
When Opponent Commits 2+ Errors	12-2	3-2
Game 1 of Weekend	8-2	4-2
Game 2 of Weekend	5-5	3-3
Game 3 of Weekend	7-3	3-3
Monday	0-0	0-0
Tuesday	6-3	0-0
Wednesday	1-1	0-0
Thursday	1-1	0-1
Friday	8-1	5-1
Saturday	4-6	1-4
Sunday	7-2	4-2

MAKING THE MOST OF HIS CHANCE

- Bryce Chance has shown he is one of the toughest players to strike out in the nation this season. In his 39 games this season, Chance is the toughest player to strike out in the SEC and the second toughest player in the nation. Only one player, Camden Janik of Illinois, is more challenging to strike out.
- Chance is the only SEC player from the SEC in the top 20 for the toughest players to strike out.
- Besides being tricky to strike out, Chance is one of the best hitters during SEC play. Chance is hitting .373 (22-of-59), the ninth-best mark in conference games.
- For the course of the season, Chance is hitting .305 during the 2024 season, with 13 extra-base hits. He drove in the fifth most runs on the team with 27 and an on-base percentage of .380.
- Chance is on an 11-game hitting streak, the longest hitting streak of his career. His hitting streak started in game one of the Georgia series. During his hitting streak, he has four multi-hit games.
- Chance has hit safely in 15 of the last 16 games for the Dawgs.

BIG GAME HUNTER

- Junior infielder/outfielder Hunter Hines enters the 2024 season as a Third Team Preseason All-American by Perfect Game.
- For his career, Hines has hit 47 home runs. The 47 home runs are the fifth most by an active player in the SEC. Tommy White (66), Jac Caglianone (65), Braden Montgomery (57) and Charlie Condon (51) are the only active players ahead of Hines.
- The 47 home runs are the 13th most by an active player in Division 1 baseball.
- The 47 home runs are tied for the sixth most in a career at Mississippi State. He is four homers away from moving into the top five at MSU.
- Besides hitting for power, Hines has driven in 148 runs and is 36 RBIs away from joining the career RBI mark at MSU.

MSU CAREER HOME RUN LIST (4-7)

Rk.	Player	HRs
4.	Connor Powers (2007-10)	54
5.	Jon Knott (1998-2001)	51
6.	Tracy Echols (1986-90)	47
6.	Hunter Hines (2022-Present)	47
7.	Richard Lee (1995-98)	46

- During the 2023 season, Hines hit 22 home runs, the sixth most in a single season history at State. He was the first 20+ homer player at MSU since Brent Rooker hit 23 in 2017.

SOPHOMORE ON THE RISE

- Dakota Jordan has shined this season for the Diamond Dawgs. He leads the team in batting average (.379), home runs (16), and RBIs (55).
- On April 4, Jordan was named to the Golden Spikes Midseason Award Watch List. He is one of 45 players on the list and the ninth Dawg in program history to be named to this list.
- His 55 RBIs are the 18th most in the NCAA. His 16 homers are the 26th most in the NCAA this season and the eighth most in the SEC.
- Jordan has the eighth-best batting average in the SEC hitting. 379 this season.
- Teams have walked Jordan 34 times this season, 11 of which were intentional. This is the eighth-most in the SEC.
- Jordan's 16 home runs are three homers shy of joining the single-season top 10. Five players are tied for tenth with 19. The Diamond Dawgs have not had players hit 20 or more homers in back-to-back seasons since 1985.
- Jordan was also named to the Golden Spikes Midseason Award Watch List and to the D1 Baseball and Perfect Game First Team Midseason All-American teams.
- Jordan was named Third Team Preseason All-American by Baseball America.

- On March 11th, he was named SEC Co-Player of the Week, his first SEC Player of the Week honor.
- He has been ranked the ninth-best sophomore by Perfect Game and the 18th-best outfielder by D1 Baseball.
- On Feb. 8, Jordan was named Second Team Preseason All-SEC as an outfielder. In conference-only games last season, Jordan hit .333 with eight home runs and drove in 27 runs.
- Perfect Game ranks him as the ninth-best sophomore, the 31st-best Draft Prospect, and the 16th-best MLB Draft Prospect by D1Baseball.

FREE SHIRTS!

- Since his arrival at MSU, head coach Chris Lemonis has handed out a shirt to signify the top performance of each victory. Each shirt is numbered by victory and here is who they've went to:

Game	Student-Athlete, Position (# in 2024)
1	Bryce Chance, OF, (1)
2	Jurrangelo Cijntje, BHP, (1)
3	Nate Dohm, RHP, (1)
4	Bryce Chance, OF, (2)
5	Nolan Stevens, LHP/OF/IF, (1)
6	Nate Dohm, RHP, (2)
7	Khal Stephen, RHP, (1)
8	Jurrangelo Cijntje, BHP, (2)
9	Dakota Jordan, OF, (1)
10	Dakota Jordan, OF, (2)
11	Khal Stephen, RHP, (2)
12	Dylan Cupp, IF, (1)
13	Colby Holcombe, RHP, (1)
14	Nolan Stevens, LHP/OF/IF, (2)
15	Dakota Jordan, OF, (3)
16	Colby Holcombe, RHP, (2)
17	Khal Stephen, RHP, (3)
18	Cam Schuelke, RHP, (1)
19	Cijntje, BHP, Passed to Johnny Long, C, (1)
20	Khal Stephen, RHP, (4)
21	Tyler Davis, LHP, (1)
22	Khal Stephen, RHP, (5)
23	Pico Kohn, LHP, (1)
24	Khal Stephen, RHP, (6)
25	Jurrangelo Cijntje, BHP, (3)
26	Tyson Hardin, RHP, (1)
27	Cam Schuelke, RHP, (2)

FRIDAY NIGHT ACE

- The Diamond Dawgs Friday night ace, Khal Stephen, shined again this weekend against Auburn. He picked up his third win in a row after pitching seven innings in an 8-1 victory. He tied his career-high in strikeouts with 11.
- The prior week at Ole Miss, He pitched eight scoreless innings against the Rebels. This tied his career-high and was a season-best. The eight innings pitched were the first time a Diamond Dawg had pitched eight or more innings in a game since Will Bednar pitched eight innings against Alabama on May 21, 2021.
- Against Ole Miss, the Dawgs won 8-0, the second shutout of the year for the Diamond Dawgs.
- Since his outing at Texas A&M, Stephen has pitched 34 1/3 innings and has only allowed three earned runs (5 total), striking out 40 and picking up four wins.
- Over his last five starts, he has posted an ERA of 0.79.
- For the season, he has a 2.50 ERA, the second-best mark in the SEC. He only trails Arkansas' Hagen Smith.

SHUTOUTS

- Against Alcorn State on April 16, the Mississippi State Bulldogs recorded a shutout for the third time this season. The Dawgs shut out Alcorn State on Tuesday night. They also shut out Ole Miss (4/12) and Mount St. Mary's (3/2).
- The Diamond Dawgs' last shutout prior to this season was June 30, 2021, when they defeated Vanderbilt to win the 2021 National Championship.

- During the 2021 season, the Diamond Dawgs tallied eight shutouts, four of which came in a row from March 7 to 12. During that span, the Diamond Dawgs defeated Kent State, Grambling, Louisiana, and Eastern Michigan.
- Last Friday night, Khal Stephen pitched a gem at Ole Miss. The Dawgs came away with an 8-0 shutout victory over the Rebels. This was the Dawgs' first SEC shutout and first road SEC shutout since May 21 at Alabama.
- Khal Stephen, Jurrangelo Cijntje, and Pico Kohn have been the starting pitchers in the Dawgs' shutouts this season.

BEST FANS IN THE LAND

- Mississippi State has the **BEST** fans in collegiate baseball, which showed during the 2023 season. The trend has continued opening the 2024 season, as State is averaging 10,808 fans per game, the second most in the NCAA.
- The SEC holds the top four spots for average attendance to open the 2024 season.
- For 2023 Super Bulldog Weekend, the Dawgs three-game attendance was 43,986, averaging 14,662 per game.
- Over Super Bulldog Weekend, the Dawgs set the NCAA On-Campus Attendance Record as The Dude saw 16,423 fans into the stadium when the Diamond Dawgs took on Ole Miss on April 15, 2023.
- The Dawgs hold the top 15 marks in NCAA history for NCAA on-campus facilities. Dudy Noble Field holds 24 of the 25 largest crowds in NCAA history.
- The Dawgs continued to break their own records against Air Force. Mississippi State set the schools opening day attendance record (11,216).

PICKED OFF

- The Dawgs' pitching staff has been outstanding on picking runners of bases this season. They have 12 pickoffs, which leads the SEC.
- Eight different players have a pick off this season with, Nate Dohm, Cam Schuelke, Khal Stephen, and Nolan Stevens leading the way with two each.
- The next closest team has eight pickoffs this season.

HARDIN DELIEVERS

- Tyson Hardin played a vital role in the Dawgs doubleheader sweep of the Tigers of Auburn.
- In game one of the doubleheader, Hardin came in with the bases loaded and got the final out of the game to earn his first career save.
- He was available in game two and pitched the final two innings. He did not allow a hit and tallied five punchouts to earn his third win of the season.
- Since March 21, Hardin has been hard to get when he appears out of the pen. Opponents are hitting .083 off him over his last five appearances. In 7 1/3 innings, he has only allowed two hits and has ten strikeouts.

BIG LEAGUE TALENT

- Mississippi State is great at turning out major league talent, with 69 Diamond Dawgs reaching the highest level of the sport, but it is also great at keeping student-athletes on campus.
- MSU saw its 69th player called up to the Big Leagues as Justin Foscue got the call Tuesday afternoon.
- Colton Ledbetter was the first Dawg off the board, as he was the 55th pick of the draft to the Tampa Bay Rays. Cade Smith went in the sixth round to the New York Yankees and Kellum Clark was drafted by the Mets in the 20th round.
- Mississippi State has had 19 players drafted in the first round of the MLB Draft. The last was Landon Sims in 2022.

- Since the 2020 MLB Draft, State has had 18 players drafted. During that span, KC Hunt did not sign and returned to Starkville.
- Will Bednar (2021) and Justin Foscue (2020) are the highest draft picks in the last three years as they both were drafted 14th overall.
- The Diamond Dawgs have two players on the 40-man roster of their respective MLB teams looking for their first callup. Justin Foscue (Texas Rangers) and Colby White (Tampa Bay) are in Big League camp, looking to crack the MLB roster to become the 69th and 70th players in State history to make it to the Show.
- Since being called up on April 2, Foscue made his MLB debut on April 5 and picked up his first MLB hit on April 7 with an RBI single off Josh Hader.

UNI WATCH

- The old adage states, "look good, feel good." And, when you feel good you usually preform well. Below is a list of how MSU fared in each of its uniforms over the last two seasons:

Uniform	2023	2024
Black Script State	5-4	7-0
White Script State	3-4	0-0
Maroon Script State	--	4-2
Maroon '85s	3-11	8-1
White '85s	4-2	5-3
Cream Script State	0-1	0-0
White Pinstripes	6-1	1-4
Gray Script State	3-2	1-2
Gray Pinstripes	3-1	1-2

THE DUDE EFFECT

- It's been written about. It's been Tweeted about. It's been talked about. It's what has become known as The Dude Effect. If anyone had forgotten or doubted that the best home-field advantage in all of college baseball is inside the confines of Mississippi State's Dudy Noble Field. Opponents don't simply have to defeat the Diamond Dawgs. Visitors have to conquer the cowbell-crazed home crowd as well.
- Winning at home has been challenging for opponents when coming to The Dude. Since 1967, the Diamond Dawgs have had a 72.5 winning percentage when playing at home.
- Fans come and fill the stadium as 120 games have had crowds of 10,000 fans.
- In 2023, over Super Bulldog Weekend, the Dawgs set the NCAA On-Campus Attendance Record as The Dude saw 16,423 fans into the stadium when the Diamond Dawgs took on Ole Miss on April 15, 2023.
- The Diamond Dawgs have won 1,268 games at the Dude.
- Under Head Coach Chris Lemonis, the Dawgs are 130-51 (71.8 %) at Dudy Noble Field.
- Coach Lemonis has guided the Dawgs to two seasons of 30 or more wins. The Diamond Dawgs won 37 games in 2019, the most at The Dude under Lemonis.

OMADAWGS

- Did you know that the Diamond Dawgs are one of four programs in NCAA History and the only Southeastern Conference program to play in the NCAA Men's College World Series in six-straight decades.
- The Dawgs join Arizona State, Texas and Florida State as the only teams that have been to an MCWS for six decades.
- Mississippi State has advanced to Omaha 12 times in program history, with three appearances coming since 2018.
- The Omadawgs have one national championship (2021), a runner-up finish, and two third-place finishes in program history.
- The Dawgs have advanced to the MCWS in the 1970s, 1980s, 1990s, 2000s, 2010s, and 2020s. MSU went to the MCWS in 1971, 1979, 1981, 1985, 1990, 1997, 1998, 2007, 2013, 2018, 2019, and 2021.

MISC. HITTING STATS

2024 MULTI-HIT GAMES

PLAYER	2	3	4	5+	TOTAL
Dakota Jordan	15	3	1	-	19
Connor Hujsak	10	3	-	-	13
Hunter Hines	7	5	-	-	12
David Mershon	7	4	1	-	12
Bryce Chance	10	-	-	-	10
Amani Larry	7	1	-	-	8
Logan Kohler	5	1	-	-	6
Aaron Downs	4	-	1	-	5
Dylan Cupp	1	-	1	-	2
Ethan Pulliam	3	-	-	-	3
Joe Powell	2	-	-	-	2
Johnny Long	2	-	-	-	2
Nolan Stevens	1	-	-	-	1
TOTAL	74	17	4	0	95

2024 MULTI-RBI GAMES

PLAYER	2	3	4	5+	TOTAL
Dakota Jordan	7	4	4	1	16
Connor Hujsak	4	3	1	1	9
Hunter Hines	3	3	2	-	8
Bryce Chance	3	2	1	-	6
David Mershon	5	-	1	-	6
Logan Kohler	4	1	-	-	5
Dylan Cupp	3	1	-	-	4
Aaron Downs	1	1	-	-	2
Johnny Long	2	-	-	-	2
Amani Larry	1	1	-	-	2
Joe Powell	-	1	-	-	1
TOTAL	33	17	9	2	61

HITTING STREAKS

PLAYER	SEASON	CURRENT	CAREER
Amani Larry	9	--	14*
Dakota Jordan	10	10	12
Hunter Hines	11	--	12
David Mershon	12	4	12
Connor Hujsak	11	4	11
Bryce Chance	11	11	11
Logan Kohler	4	--	8*
Ross Highfill	1	--	6
Aaron Downs	5	--	5
Nolan Stevens	5	1	5
Dylan Cupp	4	1	4
Joe Powell	4	--	4
Johnny Long	4	--	4
Ethan Pulliam	3	1	3
Nate Chester	2	2	2
Steven Spalitta	1	--	1
Jackson McKenzie	1	1	1

* - indicates streaks from previous school

HOME RUNS

PLAYER	TOTAL	'24	'23	'22	'21	'20
Hunter Hines	47	9	22	16	--	--
Connor Hujsak*	28	7	2	12	7	--
Dakota Jordan	26	16	10	--	--	--
Amani Larry*	19	3	7	9	--	--
Logan Kohler*	17	0	11	6	0	0
Joe Powell*	10	0	0	5	5	0
Ross Highfill	9	0	9	--	--	--
Bryce Chance	6	4	2	--	--	--
Johnny Long*	4	1	2	0	1	0
David Mershon	2	2	0	--	--	--
Nolan Stevens	1	1	--	--	--	--

* - indicates home runs from previous school



STATE TO THE SHOW

Diamond Dawgs Playing in Major League Baseball

Name (Yrs. at MSU)	Pos.	Organization
Justin Foscoe (2018-20)	IF	Texas Rangers
J.P. France (2018)	RHP	Houston Astros
Adam Frazier (2011-13)	IF	Kansas City Royals
Kendall Graveman (2010-13)	RHP	Houston Astros
Dakota Hudson (2014-16)	P	Colorado Rockies
Nathaniel Lowe (2016)	IF	Texas Rangers
Hunter Renfro (2011-13)	OF	Kansas City Royals
Brent Rooker (2014-17)	OF	Oakland Athletics
Ethan Small (2016-19)	RHP	San Francisco Giants
Chris Stratton (2010-12)	RHP	Kansas City Royals
Jordan Westburg (2018-20)	IF	Baltimore Orioles
Brandon Woodruff (2012-14)	RHP	Milwaukee Brewers

Diamond Dawgs in Minor League Baseball

Name (Yrs. at MSU)	Pos.	Organization (Level)
Tanner Allen (2018-21)	OF	Miami Marlins (AA)
Will Bednar (2020-21)	RHP	San Francisco Giants (A+)
Eric Cerantola (2019-21)	RHP	Kansas City Royals (AA)
Kellum Clark (2021-23)	OF	New York Mets (A)
Gavin Collins (2014-16)	C/IF	St. Louis Cardinals (AAA)
Brad Cumbest (2019-22)	OF	Colorado Rockies (A)
Jackson Fristoe (2021-22)	RHP	New York Yankees (A+)
J.T. Ginn (2019-20)	RHP	Oakland Athletics (AA)
Houston Harding (2020-21)	LHP	Los Angeles Angels (AA)
Zac Houston (2014-16)	RHP	Philadelphia Phillies (AAA)
K.C. Hunt (2021-23)	RHP	Milwaukee Brewers (A)
Kamren James (2020-22)	IF	Tampa Bay Rays (A+)
Preston Johnson (2021-22)	RHP	Baltimore Orioles (A+)
Rowdey Jordan (2018-21)	OF	New York Mets (AA)
Colton Ledbetter (2023)	OF	Tampa Bay Rays (A+)
Christian MacLeod (2020-21)	LHP	Minnesota Twins (A+)
Jake Mangum (2016-19)	OF	Tampa Bay Rays (AAA)
Aaron Nixon (2023)	RHP	New York Yankees (A)
Konnor Pilkington (2016-18)	LHP	Arizona Diamondbacks (AAA)
Landon Sims (2020-22)	RHP	Arizona Diamondbacks (A)
Cade Smith (2021-23)	RHP	New York Yankees (A)
Hunter Stovall (2016-18)	IF	Colorado Rockies (AAA)
Logan Tanner (2020-22)	C	Cincinnati Reds (A+)
Andrew Walling (2022)	LHP	Philadelphia Phillies (A+)
Colby White (2019)	RHP	Tampa Bay Rays (AAA)
RJ Yeager (2022)	IF	St. Louis Cardinals (AA)

Diamond Dawgs Coaching in Professional Baseball

Name (Yrs. at MSU)	Organization	Team (Level)
Travis Chapman (1997-2000)	New York Yankees	New York Yankees (MLB)

Diamond Dawgs Working in Professional Baseball

Name (Yrs. at MSU)	Organization	Role
Jeff Brantley (1982-85)	Cincinnati Reds	Broadcaster
Will Clark (1983-85)	San Francisco Giants	Special Assistant



THE LAST TIME...

- SEC Tournament | % - NCAA Regional | ^ - NCAA Super Regional | \$ - College World Series

A MISSISSIPPI STATE TEAM...

Won 15+ Consecutive Games	17 - February 15-March 8, 2013
Won 10+ Consecutive Games	14 - February 23-March 16, 2019
Won 10+ Consecutive SEC Games	12 - April 30-May 25, 2016
Won 5+ Consecutive SEC Games	5 - April 30-May 8, 2021
Lost 5+ Consecutive Games	7 - April 27-May 12, 2023
Lost 5+ Consecutive SEC Games	7 - April 27-May 12, 2023
Swept a Three-Game Series	Auburn; April 19-21, 2024
at Home	Auburn; April 19-21, 2024
on The Road	at Alabama; May 20-22, 2021
Swept a Non-Conference Three-Game Series	Evansville; March 8-10, 2024
at Home	Evansville; March 8-10, 2024
on The Road	at Hawaii-Hilo; 1985
Swept a Three-Game SEC Series	Auburn; April 19-21, 2024
at Home	Auburn; April 19-21, 2024
on The Road	at Alabama; May 20-22, 2021
Was Swept in a Three-Game Series	Arkansas, May 5-7, 2023
at Home	Arkansas, May 5-7, 2023
on The Road	at Tennessee, April 27-29, 2023
Was Swept in a Three-Game Non-Conference Series	at Southern Miss; February 16-18, 2018
at Home	Southeastern Louisiana; February 26-28, 2010
on The Road	at Southern Miss; February 16-18, 2018
Was Swept in a Three-Game SEC Series	Arkansas; May 5-7, 2023
at Home	Arkansas; May 5-7, 2023
on The Road	at Tennessee, April 27-29, 2023
Played An Extra-Inning Game	W, 4-3 (8 Innings) - Auburn; April 21, 2024
Won An Extra-Inning Game	W, 9-5, (10 Innings) - at Samford; March 26, 2024
Lost An Extra-Inning Game	L, 10-9 (12 Innings) - at Ole Miss; April 13, 2024
Played Consecutive Extra-Inning Games	May 4-5, 2018; at Alabama, W, 14-12 (10 innings) and L, 3-4 (10 innings)
Won Consecutive Games in Extra-Inning	May 10-11, 2014; Tennessee, W, 1-0 (10 innings) and W, 4-3 (12 innings)
Won on a Walk-Off	W, 4-3, Auburn; April 19-21, 2024
Connor Hujzak RBI single the 8th inning (7 inning game)	
Won Consecutive Games Via A Walk-Off	April 12 & 14, 2022; UAB, W, 6-5 and Auburn W, 7-6
Kamren James RBI sac fly in the tenth inning (UAB)	
Luke Hancock RBI walk in the ninth inning (Auburn)	

A MISSISSIPPI STATE OFFENSE...

Scored 30+ Runs	32 - Jackson State; April 29, 1988
Scored 25+ Runs	27 - Alcorn State; April 20, 2010
Scored 20+ Runs	21 - Grambling; April 4, 2023
Scored 15+ Runs	17 - Memphis; March 19, 2024
Scored 10+ Runs In An Inning	13 - Jackson State (3rd); Feb. 27, 2024
Scored 9+ Runs In An Inning	13 - Jackson State (3rd); Feb. 27, 2024
Scored 8+ Runs In An Inning	13 - Jackson State (3rd); Feb. 27, 2024
Had 30+ Hits	30 - Kentucky; April 30, 1989
Had 25+ Hits	26 - Little Rock; February 28, 1999
Had 20+ Hits	20 - Missouri; April 29, 2022
Had 20+ Hits in Back-to-Back Games	Auburn (20, 21); March 23-24, 2019
Had 6+ Home Runs	6 - UT Martin; April 5, 2022
Had 5+ Home Runs	5 - at Florida; March 30, 2024
Hit Back-To-Back Home Runs	4th Inning, David Mershon (Solo)/Dakota Jordan (Solo) - at Florida; March 30, 2024
Hit Back-To-Back-To-Back Home Runs	3rd Inning, Kellum Clark (2R HR)/Brad Cumbest (Solo)/RJ Yeager (Solo) - Southern; March 23, 2022
Had 3+ Triples	3 - Southern Cal; March 14, 2004
Had 8+ Doubles	8 - Auburn; March 24, 2019
Had 7+ Doubles	7 - UAB; April 20, 2021
Had 6+ Doubles	6 - VMI; Feb. 18, 2023
Had 10+ Walks	10 - Memphis; March 19, 2024
Had 9+ Stolen Bases	10 - Arkansas-Pine Bluff; March 18, 2017
Had 8+ Stolen Bases	10 - Arkansas-Pine Bluff; March 18, 2017
Didn't Strikeout in a Game	Grambling; April 4, 2023
Had Two or Fewer Strikeouts	0 - Grambling; April 4, 2023
Was Shut Out	at Georgia (0-11); March 18, 2022
at Home	Long Beach State (0-3); February 18, 2022
on The Road	at Georgia (0-11); March 18, 2022
Back-To-Back Games	Auburn (0-5, 0-4); March 27-28, 2015
Three-Straight Games	vs. Southern Miss (0-3); March 24, 2015 and Auburn (0-5, 0-4); March 27-28, 2015

A MISSISSIPPI STATE DEFENSE...

Turned 5+ Double Plays	5 - San Diego; March 8, 2015
Turned 4+ Double Plays	5 - San Diego; March 8, 2015
Turned 3+ Double Plays	3 - at LSU; May 14, 2023
Turned A Triple Play	Auburn-Montgomery, March 9, 1991
Had 5+ Errors	5 - at Vanderbilt; March 18, 2011
Had 4+ Errors	4 - vs. Ohio State; March 3, 2023
Threw Out 3 Base Runners	3 - Logan Tanner; Tulane; February 26, 2021



THE LAST TIME...

- SEC Tournament | % - NCAA Regional | ^ - NCAA Super Regional | \$ - College World Series

MISSISSIPPI STATE PITCHING STAFF...

Threw a No-Hitter Jackson Fristoe (6 IP), Landon Sims (1 IP), Mikey Tepper (1 2/3 IP), Cam Tullar (1/3 IP); Kent State, March 7, 2021
Held Opponent To 1 Hit at Texas A&M; May 3, 2019
Held Opponent To 2 Hits Eastern Michigan; March 13, 2021

NOTE: Jacksonville State (5/18/21) had just two hits in a five-inning, rain-shortened game

NOTE: Valparaiso (3/7/23) had just two hits in a seven-inning, run rule game

NOTE: Auburn (4/21/24) had just two hits in a seven-inning, SEC Inclement weather policy

Struck Out 25+ Batters 26 - at LSU; 1909
Struck Out 20+ Batters 21 - vs. Texas; June 20, 2021 \$
Struck Out 15+ Batters 15 - Auburn; April 19, 2024
Did Not Issue A Walk Austin Peay; Feb. 20, 2024
Shut Out An Opponent Alcorn State (11-0); April 16, 2024

at Home Alcorn State (11-0); April 16, 2024

On The Road at Ole Miss (8-0); April 12, 2024

Neutral Site Game vs. Vanderbilt (9-0); June 30, 2021 \$

Postseason Game vs. Vanderbilt (9-0); June 30, 2021 \$

Back-To-Back Shutouts 2021 (Kent State, March 7 [13-0]; Grambling, March 9 [10-0] and Louisiana-Lafayette, March 10 [4-0])

Three Straight Shutouts 2021 (Kent State, March 7 [13-0];

Grambling, March 9 [10-0] and Louisiana-Lafayette, March 10 [4-0]; Eastern Michigan, March 12 [14-0])

Four Straight Shutouts 2021 (Kent State, March 7 [13-0];

Grambling, March 9 [10-0] and Louisiana-Lafayette, March 10 [4-0]; Eastern Michigan, March 12 [14-0])

Shut Out An SEC Opponent vs. Vanderbilt (9-0); June 30, 2021 \$

At Home Alabama (6-0); April 12, 2019

On The Road at Alabama (7-0); May 21, 2021

Neutral Site vs. Vanderbilt (9-0); June 30, 2021 \$

A MISSISSIPPI STATE BATTER HAD...

Hit for the Cycle Brad Freeman; South Alabama, February 17, 1998

Walk-Off Hit Aaron Downs (RBI Single); vs. New Orleans, March 13, 2024

8+ At-Bats 8 - Jordan Westburg, Tanner Allen & Rowdey Jordan vs. LSU, May 22, 2019 #

6+ Hits 6 - Adam Frazier; at Virginia, June 8, 2013

5+ Hits 5 - Tanner Allen; South Carolina, May 16, 2019

4+ Hits 4 - Aaron Downs; LSU, March 17, 2024

2+ Hits In An Inning David Mershon (1B, 1B; 6th Inning); at Ole Miss, April 12, 2024

5+ Runs 5 - Jon Knott; Little Rock, February 28, 1999

4+ Runs 4 - David Mershon & Dakota Jordan; Memphis, March 19, 2024

3+ Doubles 3 - Justin Foscue; Georgia, April 26, 2019

2+ Triples 2 - C.T. Bradford; at Arizona, March 9, 2014

3+ Home Runs 3 - Ross Highfill; Lipscomb, March 11, 2023

2+ Home Runs 2 - Dakota Jordan and Connor Hujak; at Florida, March 30, 2024

Inside-The-Park Home Run Cody Brown; vs. Kentucky, April 7, 2017

Pinch Hit Home Run Connor Hujak; Lipscomb, March 11, 2023

Leadoff Home Run (Top or bottom of 1st inning) Amani Larry (Bottom 1st); Austin Peay, Feb. 21, 2024

Walk-Off Home Run Amani Larry (2R-HR); Texas A&M, May 18, 2023

Hit a Grand Slam Slate Alford; Grambling, April 4, 2023

Multiple Grand Slams Never

A Pinch-Hit Grand Slam Never

10+ RBIs 11 - Jason Nappi; at UAB, March 18, 2008

9+ RBIs 9 - Ryan Duffy; vs. Jackson State, April 6, 2010

8+ RBIs 8 - Brent Rooker; vs. Indiana State, February 24, 2017

7+ RBIs 7 - Kellum Clark vs. Princeton, March 11, 2022

10+ Total Bases 10 - Amani Larry; Texas A&M, May 18, 2023

4+ Walks 4 - Logan Kohler; Evansville, March 10, 2024

3+ Walks 3 - Amani Larry; Memphis, April 23, 2024

4+ Stolen Bases 4 - David Mershon; LSU, March 17, 2024

3+ Stolen Bases 3 - Amani Larry; Nicholls, March 14, 2023

Stole Home Connor Hujak; Samford, March 28, 2023

4+ Hit By Pitches 4 - Rowdey Jordan; at Auburn, April 11, 2021

3+ Hit By Pitches 4 - Rowdey Jordan; at Auburn, April 11, 2021

A MISSISSIPPI STATE PITCHER HAD...

A Perfect Game J.T. Peatross; Mississippi College (1-0), 1918

A No-Hitter Jackson Fristoe (6 IP), Landon Sims (1 IP), Mikey Tepper (1 2/3 IP), Cam Tullar (1/3 IP); Kent State, March 7, 2021

A Complete Game No-Hitter Gene Morgan (7 IP); at Hawaii-Hilo (2-0), April 6, 1985

A Complete Game (9 Inn.) Jacob Billingsley; at Southern Miss (8-1), June 6, 2017 %

A Complete Game (7 Inn.) JT Ginn; at Texas A&M-1 (0-1), May 4, 2019

Complete-Game 1-Hitter Unknown

Complete-Game 2-Hitter Ricky Bowen; vs. Ole Miss, March 16, 2008

Consecutive Complete Games Dakota Hudson; 2016 (at Auburn (4-0), May 13 and Arkansas (7-0), May 19)

A Complete-Game Shutout Dakota Hudson; vs. Arkansas (7-0), May 19, 2016

at Home Dakota Hudson; vs. Arkansas (7-0), May 19, 2016

On The Road Dakota Hudson; at Auburn (4-0), May 13, 2016

SEC Game Dakota Hudson; vs. Arkansas (7-0), May 19, 2016

as a Freshman Scott Tanksley; vs. Mississippi College (6-0), April 20, 1993

Postseason Game B.J. Wallace; vs. Nicholls State (1-0), May 21, 1992 %

17+ Strikeouts 17 - Chris Stratton; at LSU, March 16, 2012

15+ Strikeouts 15 - Will Bednar; vs. Texas, June 20, 2021 \$

10+ Strikeouts 11 - Khal Stephen; Auburn, April 19, 2024

Recorded Two Saves In One Day Trevor Fitts; vs. Marshall and Alabama A&M, February 22, 2015

2024 HONORS TRACKER

Dakota Jordan, OF

D1Baseball 2024 MLB Draft Top 100 Prospects (No. 16)
Baseball America 2024 Top 100 Draft Prospects (No. 41)
Perfect Game Top 300 2024 Draft Board (No. 31)
Perfect Game Top 100 Sophomores (No. 9)
Baseball America 2024 Preseason All-American (Third Team)
D1 Baseball Top 100 Outfielders (No. 18)
Preseason All-SEC Outfielder (Second Team)
Golden Spikes Preseason Award Watch List
SEC Co-Player of the Week (March 11)
Golden Spikes Midseason Award Watch List
D1 Baseball Midseason First Team All-American
Perfect Game Midseason First Team All-American

Hunter Hines, IF/OF

D1Baseball 2024 MLB Draft Top 100 Prospects (No. 82)
Perfect Game Preseason All-American (Third Team)
Perfect Game Top 300 2024 Draft Board (No. 104)
Perfect Game Top 100 Juniors (No. 47)
D1 Baseball Top 50 First Basemen (No. 8)

Nate Dohm, RHP

D1Baseball 2024 MLB Draft Top 100 Prospects (No. 65)
Perfect Game Top 300 2024 Draft Board (No. 198)
Perfect Game Top 100 Juniors (No. 89)
D1 Baseball Top 150 Starting Pitchers (No. 45)

Jurrangelo Cijntje, BHP

Perfect Game Top 300 2024 Draft Board (No. 171)
Perfect Game Top 100 Sophomores (No. 75)
D1 Baseball Top 150 Starting Pitchers (No. 56)

Colby Holcombe, RHP

Perfect Game Top 300 2024 Draft Board (No. 239)
D1 Baseball Top 150 Starting Pitchers (No. 136)

Amani Larry, IF

D1 Baseball Top 50 Second Basemen (No. 10)

Bradley Loftin, LHP

Perfect Game Top 100 Sophomores (No. 46)

Karson Ligon, RHP

D1Baseball Top 100 Impact Transfers (No. 27)

Khal Stephen, RHP

D1Baseball Top 100 Impact Transfers (No. 53)
Golden Spikes Award Performance of the Week (Feb. 21)

Cam Schuelke, RHP

D1Baseball Top 100 Impact Transfers (No. 75)

Logan Kohler, IF

D1Baseball Top 100 Impact Transfers (No. 95)
D1 Baseball Top 50 Third Basemen (No. 30)

Dylan Cupp, IF

Perfect Game Top 75 Freshmen (No. 46)

Mikhail Grant, RHP

Perfect Game Top 75 Freshmen (No. 50)

Luke Dotson, IF/LHP

Perfect Game Top 75 Freshmen (No. 69)

Nolan Stevens, IF/OF/LHP

Perfect Game Top 75 Freshmen (No. 71)
SEC Freshman of the Week (March 18)
Perfect Game Second Team Freshman All-American



2024 HOME RUN TRACKER

No.	Player	Game	Date	Opponent	Pitcher	On Base	Inn.	Outs	Count	Score	Final
1	Dakota Jordan	1	Feb. 16	Air Force	Shim	0	5	0	1-0	2-4	8-4
2	Bryce Chance	1	Feb. 16	Air Force	Moats	1	7	1	2-0	3-4	8-4
3	Dakota Jordan	3	Feb. 18	Air Force	Estridge	1	6	0	1-1	7-2	10-2
4	Amani Larry*	5	Feb. 21	Austin Peay	Holt	0	1	0	3-1	0-0	10-13
5	Dakota Jordan	9	Feb. 27	Jackson State	Haston	1	5	1	2-2	13-5	19-6
6	Dakota Jordan	11	March 2	Mount St. Mary's	Curley	1	7	1	1-0	5-2	7-2
7	Dakota Jordan	13	March 5	Southern Miss	Sivley	0	7	2	0-0	4-4	5-4
8	Dakota Jordan	14	March 8	Evansville	Smith	2	3	0	1-2	0-0	5-2
9	Hunter Hines	15	March 9	Evansville	Schultz	0	3	1	0-1	2-0	8-3
10	Dakota Jordan	15	March 9	Evansville	Schultz	1	5	0	1-0	4-0	8-3
11	Dakota Jordan	16	March 10	Evansville	Deverman	1	1	1	1-1	0-0	13-3
12	Connor Hujsak	16	March 10	Evansville	Deverman	2	1	2	1-0	2-0	13-3
13	Amani Larry	17	March 12	South Alabama	Mills	2	4	2	2-1	0-0	5-6
14	Dakota Jordan	17	March 12	South Alabama	Mills	1	4	2	1-0	3-0	5-6
15	Nolan Stevens	18	March 13	New Orleans	Dennis	0	4	1	1-2	0-0	2-1
16	Hunter Hines	19	March 15	#2 LSU	Holman	0	5	1	0-1	2-3	10-4
17	Hunter Hines	19	March 15	#2 LSU	Loer	2	8	1	1-2	6-3	10-4
18	Bryce Chance	20	March 16	#2 LSU	Jump	2	4	1	0-1	1-9	8-9
19	Dakota Jordan	21	March 17	#2 LSU	Hurd	2	5	1	2-0	3-3	15-5
20	Hunter Hines	21	March 17	#2 LSU	Hurd	0	5	1	2-1	6-3	15-5
21	Dakota Jordan	22	March 19	Memphis	Davis	1	1	1	2-2	0-0	17-9
22	David Mershon	22	March 19	Memphis	Davis	0	3	1	1-0	2-3	17-9
23	Connor Hujsak	22	March 19	Memphis	Rushing	2	7	1	3-2	11-9	17-9
24	Hunter Hines	23	March 21	#7 Texas A&M	Stewart	0	8	1	0-1	2-6	3-6
25	Hunter Hines	24	March 22	#7 Texas A&M	Sdao	2	5	1	1-0	0-1	5-1
26	Dakota Jordan	26	March 26	Samford	Gaeto	1	5	2	3-1	2-5	9-5
27	Hunter Hines	26	March 26	Samford	Gaeto	0	5	2	2-2	4-5	9-5
28	Bryce Chance	26	March 26	Samford	Lore	0	10	1	0-0	5-5	9-5
29	David Mershon	28	March 30	#6 Florida	Peterson	0	4	0	1-1	0-1	12-2
30	Dakota Jordan	28	March 30	#6 Florida	Peterson	0	4	0	1-1	1-1	12-2
31	Dakota Jordan	28	March 30	#6 Florida	G. Smith	0	5	0	0-0	5-1	12-2
32	Connor Hujsak	28	March 30	#6 Florida	G. Smith	1	5	0	1-1	6-1	12-2
33	Connor Hujsak	28	March 30	#6 Florida	Philpott	0	8	0	2-2	11-2	12-2
34	Hunter Hines	30	April 2	Central Arkansas	Alexander	0	9	0	3-2	2-7	6-7
35	Amani Lrry	31	April 5	Georgia	Evans	0	3	0	0-0	1-0	6-1
36	Connor Hujsak	31	April 5	Georgia	Harris	2	8	2	1-2	2-1	6-1
37	Connor Hujsak	33	April 7	Georgia	Smith	0	5	2	1-1	4-5	9-8
38	Dakota Jordan	34	April 12	Ole Miss	Maddox	1	6	0	1-1	1-0	8-0
39	Connor Hujsak	35	April 13	Ole Miss	Doyle	0	4	1	1-2	0-3	9-10
40	Hunter Hines	35	April 13	Ole Miss	Spencer	0	11	2	0-1	7-7	9-10
41	Johnny Long	35	April 13	Ole Miss	Spencer	0	12	2	1-1	8-8	9-10
42	Bryce Chance	38	April 19	Auburn	Watts	0	4	1	1-0	1-1	8-1
43	Dakota Jordan	41	April 23	Memphis	Rushing	2	3	0	1-0	2-2	6-4

* - leadoff homerun

2024 HOW IT WAS WON

Below is a chart representing how the eventual game-winning run was recorded for Mississippi State in 2024

Gm	Opponent	Final	Player	Inn.	Outs	Play	Score at Time
1.	Air Force	8-4	Bryce Chance	7	1	Home Run	3-4
2.	Air Force	10-2	Hunter Hines	5	1	Single	2-2
3.	Georgia Southern	5-1	Dylan Cupp	2	0	Single	0-0
4.	Georgia Southern	10-2	Bryce Chance	5	1	Double	0-1
5.	Jackson State	19-6	Joe Powell	3	1	Double	5-5
6.	Mount St. Mary's	12-2	Logan Kohler	6	0	Single	2-1
7.	Mount St. Mary's	7-2	Amani Larry	2	1	Sac Fly	2-0
8.	Mount St. Mary's	6-0	Johnny Long	2	0	Sac Bunt	0-0
9.	Southern Miss	5-4	Dakota Jordan	7	2	Home Run	4-4
10.	Evansville	5-2	Dakota Jordan	3	0	Home Run	0-0
11.	Evansville	8-3	Dylan Cupp	4	2	Double	3-0
12.	Evansville	13-3	Connor Hujsak	1	2	Home Run	2-0
13.	New Orleans	2-1	Aaron Downs	11	0	Single	1-1
14.	#2 LSU	10-4	Johnny Long	5	2	Single	4-3
15.	#2 LSU	15-5	Dakota Jordan	5	1	Home Run	3-3
16.	Memphis	17-9	Dakota Jordan	5	2	Hit by Pitch	9-9
17.	#7 Texas A&M	5-1	Hunter Hines	5	1	Home Run	0-1
18.	Samford	9-5	Bryce Chance	10	1	Home Run	5-5
19.	#6 Florida	12-2	Johnny Long	4	2	Single	3-1
20.	Georgia	6-1	Amani Larry	3	0	Home Run	1-0
21.	Georgia	9-8	Bryce Chance	8	1	Sac Fly	8-8
22.	Ole Miss	8-0	Logan Kohler	5	1	Ground Out	0-0
23.	Alcorn State	11-0	Dakota Jordan	1	0	Single	0-0
24.	Auburn	8-1	Bryce Chance	4	1	Home Run	1-1
25.	Auburn	3-1	Amani Larry	4	2	Single/Error	1-0
26.	Auburn	4-3	Connor Hujsak	8	2	Single	3-3
27.	Memphis	6-4	Dakota Jordan	3	0	Home Run	2-2

SERIES STATS

BATTING

	AVG	AB	R	H	RBI	2B	3B	HR	BB	K
Air Force	.297	101	20	30	16	8	1	3	13	20
Austin Peay	.164	61	12	10	12	1	0	1	19	17
Georgia Southern	.327	101	19	33	17	5	0	0	11	18
Jackson State	.452	31	19	14	19	3	1	1	10	4
Mount St. Mary's	.292	89	25	26	21	7	1	1	15	22
vs. Southern Miss	.219	32	5	7	5	3	0	1	3	12
Evansville	.337	98	26	33	25	7	0	5	21	16
vs. South Alabama	.286	35	5	10	5	3	0	2	5	3
vs. New Orleans	.229	35	2	8	2	0	0	1	8	3
LSU	.363	113	33	41	30	7	0	5	17	20
Memphis	.381	42	17	16	15	3	1	3	10	4
at Texas A&M	.216	102	9	22	9	2	0	2	7	33
at Samford	.282	49	9	11	8	2	0	3	5	9
at Florida	.267	101	21	27	21	3	0	5	16	28
Central Arkansas	.172	29	6	5	6	0	0	1	9	4
Georgia	.237	93	17	22	13	3	0	3	12	34
at Ole Miss	.210	105	19	22	17	3	0	4	14	29
Alcorn State	.409	22	11	9	9	1	1	0	12	4
Auburn	.345	87	15	30	12	6	0	1	13	14
at Memphis	.273	33	6	9	6	3	0	1	7	7
at Vanderbilt										
vs. Ole Miss										
Alabama										
at Arkansas										
North Alabama										
Missouri										

PITCHING

	ERA	W-L	SV	IP	H	R	ER	BB	SO	2B	3B	HR	B/AVG
Air Force	2.33	2-1	1	27.0	20	9	7	9	36	5	0	2	.206
Austin Peay	8.00	0-2	0	18.0	24	16	16	5	22	4	0	4	.333
Georgia Southern	4.33	2-1	0	27.0	25	14	13	11	36	2	0	2	.245
Jackson State	7.71	1-0	0	7.0	7	6	6	2	11	1	0	2	.259
Mount St. Mary's	1.00	3-0	0	27.0	18	4	3	8	37	1	0	0	.189
vs. Southern Miss	3.00	1-0	1	9.0	6	4	3	3	9	0	0	1	.194
Evansville	2.77	3-0	1	26.0	21	8	8	10	29	4	1	3	.216
vs. South Alabama	6.00	0-1	0	9.0	8	6	6	5	15	2	0	0	.242
vs. New Orleans	0.00	1-0	0	11.0	5	1	0	5	13	2	1	0	.132
LSU	6.23	2-1	0	26.0	25	18	18	23	27	5	0	7	.250
Memphis	6.00	1-0	0	9.0	11	9	8	2	10	2	0	1	.306
at Texas A&M	4.68	1-2	0	25.0	22	13	13	6	21	5	0	5	.242
at Samford	4.50	1-0	0	10.0	9	5	5	6	12	4	0	1	.250
at Florida	4.56	1-2	0	25.2	18	13	13	16	27	2	0	3	.196
Central Arkansas	7.00	0-1	0	9.0	8	7	7	5	7	2	0	1	.235
Georgia	3.00	2-1	1	27.0	25	12	9	8	28	4	0	3	.240
at Ole Miss	7.67	1-2	0	27.0	33	24	23	14	25	7	0	4	.289
Alcorn State	0.00	1-0	0	7.0	3	0	0	0	14	1	0	0	.125
Auburn	1.50	3-0	1	24.0	14	5	4	10	29	1	0	1	.163
at Memphis	4.00	1-0	1	9.0	8	4	4	3	13	1	1	0	.250
at Vanderbilt													
vs. Ole Miss													
Alabama													
at Arkansas													
North Alabama													
Missouri													

BIG INNING FOR MISSISSIPPI STATE

Opponent	Date	Inn.	Runs	Res.
Air Force	Feb. 18	5	5	W, 10-2
Austin Peay	Feb. 21	1	5	L, 13-10
Georgia Southern	Feb. 25	7	5	W, 10-2
Jackson State	Feb. 27	3	13	W, 19-6
Mount St. Mary's	Feb. 29	8	7	W, 12-2
Evansville	March 10	1	5	W, 13-3
South Alabama	March 12	4	5	L, 6-5
#2 LSU	March 17	6	5	W, 15-5
Memphis	March 19	5	7	W, 17-9
#7 Texas A&M	March 22	5	5	W, 5-1
#6 Florida	March 30	4	5	W, 12-2
Ole Miss	April 12	6	7	W, 8-0

Big inning = 5 or more runs

BIG INNING FOR OPPONENTS

Opponent	Date	Inn.	Runs	Res.
Memphis	March 19	5	5	W, 17-9
Texas A&M	March 21	5	5	L, 6-3
Central Arkansas	April 2	3	5	L, 7-6
Georgia	April 7	3	5	W, 8-7
Ole Miss	April 14	7	6	L, 14-2

Big inning = 5 or more runs



PITCHING STATS

PITCHING (STARTERS)

Date	Opp.	IP	H	R	ER	BB	K
2/16	Air Force	4.0	6	2	1	2	4
2/17	Air Force	7.0	3	1	1	0	11
2/18	Air Force	4.0	2	1	1	2	8
2/20	Austin Peay	2.0	3	1	1	0	4
2/21	Austin Peay	2.2	4	4	4	3	1
2/23	Georgia Southern	6.2	4	0	0	1	10
2/24	Georgia Southern	2.1	6	7	7	1	3
2/25	Georgia Southern	5.0	1	1	1	2	7
2/27	Jackson State	1.1	3	5	5	2	2
2/29	Mount St. Mary's	7.0	4	1	1	0	8
3/2	Mount St. Mary's-1	6.0	6	0	0	1	9
3/2	Mount St. Mary's-2	6.2	2	0	0	4	10
3/5	vs. Southern Miss (1)	1.0	3	4	3	2	1
3/8	Evansville	6.1	7	2	2	1	10
3/9	Evansville	6.0	1	0	0	2	3
3/10	Evansville	6.0	5	3	3	3	10
3/12	vs. South Alabama (2)	3.0	2	0	0	0	6
3/13	vs. New Orleans (2)	2.0	1	0	0	0	2
3/15	LSU*	3.0	5	3	3	2	1
3/16	LSU*	2.0	5	5	5	1	1
3/17	LSU*	5.0	5	3	3	5	6
3/19	Memphis	3.0	3	3	2	1	4
3/21	at Texas A&M*	4.0	2	2	2	0	4
3/22	at Texas A&M*	6.2	5	1	1	3	5
3/23	at Texas A&M*	5.2	7	5	5	1	4
3/26	at Samford	2.0	1	1	1	3	3
3/29	at Florida*	6.0	3	2	2	2	8
3/30	at Florida*	7.0	5	2	2	2	8
3/31	at Florida*	2.1	1	1	1	2	1
4/2	Central Arkansas	2.0	2	0	0	0	1
4/5	Georgia*	6.2	5	1	0	2	7
4/6	Georgia*	5.0	5	2	2	0	8
4/7	Georgia*	0.1	1	0	0	0	0
4/12	at Ole Miss*	8.0	3	0	0	0	9
4/13	at Ole Miss*	3.0	4	3	3	1	3
4/14	at Ole Miss*	2.0	5	3	3	0	2
4/16	Alcorn State	3.0	1	0	0	0	5
4/19	Auburn*	7.0	6	1	0	2	11
4/21	Auburn-1*	6.2	3	1	1	3	5
4/21	Auburn-2*	3.0	1	3	3	3	3
4/23	at Memphis	2.0	3	2	2	1	3
4/26	at Vanderbilt*						
4/27	at Vanderbilt*						
4/28	at Vanderbilt*						
4/30	vs. Ole Miss (1)						
5/3	Alabama*						
5/4	Alabama*						
5/5	Alabama*						
5/10	at Arkansas*						
5/11	at Arkansas*						
5/12	at Arkansas*						
5/14	North Alabama						
5/16	Missouri*						
5/17	Missouri*						
5/18	Missouri*						

2024 Totals 174.1 144 76 71 61 211

* - Southeastern Conference game

(1) - Trustmark Park; Pearl, Miss. | (2) - Shuckers Ballpark; Biloxi, Miss.

PITCHING (BULLPEN)

Date	Opp.	IP	H	R	ER	BB	K
2/16	Air Force	5.0	4	2	2	0	5
2/17	Air Force	2.0	1	2	2	4	2
2/18	Air Force	5.0	4	1	0	1	8
2/20	Austin Peay	7.0	5	2	2	0	9
2/21	Austin Peay	6.1	12	9	9	2	8
2/23	Georgia Southern	2.1	2	1	1	0	5
2/24	Georgia Southern	6.2	6	4	3	3	7
2/25	Georgia Southern	4.0	6	1	1	4	4
2/27	Jackson State	5.2	4	1	1	0	9
2/29	Mount St. Mary's	2.0	2	1	1	1	4
3/2	Mount St. Mary's-1	3.0	2	2	1	1	3
3/2	Mount St. Mary's-2	2.1	2	0	0	0	3
3/5	vs. Southern Miss (1)	8.0	3	0	0	1	8
3/8	Evansville	2.2	4	0	0	1	2
3/9	Evansville	3.0	4	3	3	2	3
3/10	Evansville	2.0	0	0	0	1	1
3/12	vs. South Alabama (2)	6.0	6	6	6	5	9
3/13	vs. New Orleans (2)	9.0	4	1	0	5	11
3/15	LSU*	6.0	1	1	1	3	8
3/16	LSU*	7.0	6	4	4	11	7
3/17	LSU*	3.0	3	2	2	1	4
3/19	Memphis	6.0	8	6	6	1	6
3/21	at Texas A&M*	4.0	6	4	4	1	3
3/22	at Texas A&M*	2.1	0	0	0	1	3
3/23	at Texas A&M*	2.1	2	1	1	0	2
3/26	at Samford	8.0	8	4	4	3	9
3/29	at Florida*	2.2	5	5	5	5	2
3/30	at Florida*	2.0	1	0	0	1	3
3/31	at Florida*	5.2	3	3	3	3	5
4/2	Central Arkansas	7.0	6	7	7	5	6
4/5	Georgia*	2.1	0	0	0	1	2
4/6	Georgia*	4.0	3	1	1	2	2
4/7	Georgia*	8.2	11	8	6	2	9
4/12	at Ole Miss*	1.0	0	0	0	0	2
4/13	at Ole Miss*	8.2	10	7	6	9	5
4/14	at Ole Miss*	4.1	11	11	11	4	4
4/16	Alcorn State	4.0	2	0	0	1	9
4/19	Auburn*	2.0	2	0	0	0	4
4/21	Auburn-1*	0.1	1	0	0	0	0
4/21	Auburn-2*	5.0	1	0	0	2	6
4/23	at Memphis	7.0	5	2	2	2	10
4/26	at Vanderbilt*						
4/27	at Vanderbilt*						
4/28	at Vanderbilt*						
4/30	vs. Ole Miss (1)						
5/3	Alabama*						
5/4	Alabama*						
5/5	Alabama*						
5/10	at Arkansas*						
5/11	at Arkansas*						
5/12	at Arkansas*						
5/14	North Alabama						
5/16	Missouri*						
5/17	Missouri*						
5/18	Missouri*						

2024 Totals 185.1 166 102 95 91 212

* - Southeastern Conference game

(1) - Trustmark Park; Pearl, Miss. | (2) - Shuckers Ballpark; Biloxi, Miss.

SEC SWEEPS

MSU at HOME VS.

Alabama	April 12-14, 2019
Arkansas	April 20-21, 2018
Auburn	April 19-21, 2024
Florida	May 17-19, 2018
Georgia	April 26-28, 2019
Kentucky	April 1-3, 2021
LSU	April 20-21, 1985
Ole Miss	May 18-19, 2002
Missouri	May 5-7, 2016
South Carolina	Never
Tennessee	March 24-26, 2017
Texas A&M	April 30-May 1, 2021
Vanderbilt	March 11-12, 2000

MSU ON THE ROAD VS.

Alabama	May 20-22, 2021
Arkansas	March 21-23, 2003
Auburn	April 9-11, 2021
Florida	Never
Georgia	March 28-30, 1997
Kentucky	April 1-3, 1994
LSU	April 18-19, 1981
Missouri	April 18-20, 2014
Ole Miss	May 10-12, 2019
South Carolina	Never
Tennessee	May 6-8, 2011
Texas A&M	April 12-14, 2013
Vanderbilt	April 20-21, 1991



SEC UPDATE

Standings

	Western Division										
	SEC	Pct.	GB	Division	Overall	Pct.	Home	Away	Neutral	L10	Streak
Arkansas	14-4	.778	--	9-3	35-6	.854	27-1	5-4	3-1	7-3	W2
Texas A&M	13-5	.722	1.0	7-2	36-5	.878	26-1	7-4	3-0	8-2	W1
Mississippi State	10-8	.556	4.0	7-5	27-14	.659	20-7	5-6	2-1	7-3	W5
Alabama	7-11	.389	7.0	3-3	26-15	.634	20-7	3-7	3-1	4-6	W1
Ole Miss	6-12	.333	8.0	2-4	22-18	.550	16-8	5-10	1-0	4-6	W2
LSU	5-13	.278	9.0	1-5	26-16	.619	18-7	5-9	3-0	5-5	W2
Auburn	2-16	.111	12.0	1-8	20-20	.500	15-10	1-9	4-1	2-8	W1
	Eastern Division										
	SEC	Pct.	GB	Division	Overall	Pct.	Home	Away	Neutral	L10	Streak
Kentucky	15-3	.833	--	6-3	32-7	.821	17-4	13-2	2-1	7-3	L2
Tennessee	12-6	.667	3.0	4-2	34-7	.829	27-2	5-4	2-1	9-1	W3
Vanderbilt	10-8	.556	5.0	5-4	30-11	.732	23-4	3-7	4-0	6-4	W1
Georgia	9-9	.500	6.0	3-6	30-10	.750	25-3	3-7	2-0	7-3	W1
South Carolina	9-9	.500	6.0	6-3	27-13	.675	19-6	6-6	2-1	6-4	L1
Florida	8-10	.444	7.0	2-7	21-19	.525	15-9	6-9	0-1	4-6	W2
Missouri	6-12	.333	9.0	5-7	19-23	.452	12-12	6-9	1-2	5-5	W1

Schedule/Results

all times central

THURSDAY, APRIL 25

*Missouri at Tennessee	6 p.m. [SECN]
*Alabama at Ole Miss	6:30 p.m. [ESPN2]

FRIDAY, APRIL 26

*Missouri at Tennessee	5:30 p.m. [SECN+]
*Georgia at Texas A&M	6 p.m. [SECN+]
*Kentucky at South Carolina	6 p.m. [SECN+]
*Mississippi State at Vanderbilt	6 p.m. [SECN+]
*Alabama at Ole Miss	6:30 p.m. [SECN+]
*Auburn at LSU	6:30 p.m. [SECN+]
*Florida at Arkansas	7 p.m. [SECN]

SATURDAY, APRIL 27

*Missouri at Tennessee	11 a.m. [SECN]
*Florida at Arkansas	12 p.m. [ESPN2]
*Alabama at Ole Miss	2 p.m. [SECN]
*Georgia at Texas A&M	2 p.m. [SECN+]
*Mississippi State at Vanderbilt	2 p.m. [SECN+]
*Kentucky at South Carolina	5 p.m. [SECN]
*Auburn at LSU	6 p.m. [SECN+]

SUNDAY, APRIL 28

*Auburn at LSU	1 p.m. [SECN+]
*Georgia at Texas A&M	1 p.m. [SECN+]
*Mississippi State at Vanderbilt	1 p.m. [SECN+]
*Florida at Arkansas	2 p.m. [SECN+]
*Kentucky at South Carolina	2 p.m. [SECN]

*SEC game

WEEK-BY-WEEK POLLS

Week	BA	D1	BW	PG	USA	RPI
Preseason	NR	NR	RV	NR	NR	--
Week 1	NR	NR	RV	NR	--	--
Week 2	NR	NR	NR	NR	NR	--
Week 3	NR	NR	RV	NR	NR	192
Week 4	NR	NR	RV	NR	NR	89
Week 5	16	21	24	NR	RV	60
Week 6	17	21	23	NR	23	49
Week 7	19	23	RV	NR	RV	45
Week 8	15	22	23	23	23	48
Week 9	NR	NR	RV	NR	RV	49
Week 10	NR	NR	RV	NR	RV	40

BA - Baseball America, D1 - D1Baseball, BW - National Collegiate Baseball Writers Association, PG - Perfect Game, USA - USA Today Coaches Poll, RPI - NCAA RPI

(--) - No poll/RPI released by the publication.

IN THE POLLS

Baseball America		D1Baseball		NCBWA		Perfect Game		USA Today/Coaches	
1. Texas A&M	35-5	1. Texas A&M	35-5	1. Texas A&M	35-5	1. Texas A&M	35-5	1. Texas A&M	35-5
2. Arkansas	34-6	2. Arkansas	34-6	2. Arkansas	34-6	2. Arkansas	34-6	2. Arkansas	34-6
3. Tennessee	33-7	3. Tennessee	33-7	3. Tennessee	33-7	3. Tennessee	33-7	3. Tennessee	33-7
4. Clemson	32-7	4. Kentucky	32-7	4. Clemson	32-7	4. Clemson	32-7	4. Clemson	32-7
5. Duke	29-11	5. Clemson	32-7	5. Duke	29-11	5. Duke	29-11	5. Kentucky	32-7
6. Florida State	31-8	6. Duke	29-11	6. Kentucky	32-7	6. East Carolina	31-8	6. Duke	29-11
7. Kentucky	32-7	7. East Carolina	31-8	7. East Carolina	31-8	7. Wake Forest	26-13	7. East Carolina	31-8
8. East Carolina	31-8	8. Wake Forest	26-13	8. Florida State	31-8	8. Kentucky	32-7	8. Vanderbilt	29-11
9. Vanderbilt	29-11	9. Oregon State	30-9	9. Wake Forest	26-13	9. Vanderbilt	29-11	9. Florida State	31-8
10. Wake Forest	26-13	10. Florida State	31-8	10. Vanderbilt	29-11	10. Florida State	31-8	10. Oregon State	30-9
11. Virginia	30-11	11. Vanderbilt	29-11	11. Oregon State	30-9	11. Oregon State	30-9	11. Wake Forest	26-13
12. North Carolina	30-10	12. UC Irvine	28-8	12. Virginia	30-11	12. Coastal Carolina	27-12	12. Virginia	30-11
13. Oregon State	30-9	13. Coastal Carolina	27-12	13. Coastal Carolina	27-12	13. Virginia	30-11	13. UC Irvine	28-8
14. UC Irvine	28-8	14. Virginia	30-11	14. North Carolina	30-10	14. Indiana State	29-8	14. North Carolina	30-10
15. Coastal Carolina	27-12	15. North Carolina	30-10	15. UC Irvine	28-8	15. North Carolina	30-10	15. Coastal Carolina	27-12
16. Oklahoma	24-14	16. Arizona	24-14	16. Louisiana	31-11	16. UC Irvine	28-8	16. Louisiana	31-11
17. NC State	22-15	17. Louisiana	31-11	17. Arizona	24-14	17. Arizona	24-14	17. Georgia	29-10
18. Oregon	27-12	18. Oklahoma	24-14	18. Oregon	27-12	18. Georgia	29-10	18. Oklahoma	24-14
19. Oklahoma State	26-14	19. Oklahoma State	26-14	19. South Carolina	27-13	19. Alabama	25-15	18. Alabama	25-15
20. Alabama	25-15	20. Georgia	29-10	20. Oklahoma	24-14	20. UC Santa Barbara	25-10	20. Arizona	24-14
21. West Virginia	23-16	21. NC State	22-15	21. Georgia	29-10	21. Louisiana	31-11	21. South Carolina	27-13
22. South Carolina	27-13	22. Oregon	27-12	22. Indiana State	29-8	22. Oklahoma State	26-14	22. Oklahoma State	26-14
23. Arizona	24-14	23. Alabama	25-15	23. Alabama	25-15	23. Oklahoma	24-14	23. NC State	22-15
24. Indiana State	29-8	24. South Carolina	27-13	24. NC State	22-15	24. UNCW	26-14	24. Oregon	27-12
25. Louisiana	31-11	25. Indiana State	29-8	25. Oklahoma State	26-14	25. NC State	22-15	25. Indiana State	29-8

2024 Scheduled Opponents in Bold



HEAD COACH CHRIS LEMONIS

Since arriving in Starkville, Chris Lemonis has guided the Bulldogs to unparalleled success, including capturing Mississippi State's first national championship in 2021. He is the first Division I head coach to reach the College World Series in his first two full seasons as head coach of a program in the Super Regional era (since 1999).

In five seasons at MSU, Lemonis has compiled a 167-93 record (.642 winning percentage) and taken his program to two College World Series appearances. In his first two complete seasons at the helm of the Bulldogs, Lemonis has won 50-plus games, posting a 52-15 record in 2019 and a 50-18 mark in 2021. Lemonis notched his 100th win at MSU in his first 130 games. He is the fastest head coach in program history to reach the 100-win mark.

Lemonis led Mississippi State to its first-ever national championship in 2021 and was named the National Coach of the Year by Baseball America following a 50-18 campaign and an impressive 10-3 showing in the NCAA Tournament. He became the fourth person picked as Baseball America's National Coach of the Year as both an assistant and head coach.

The 18th head coach in the program's storied history, a journey of nearly 40 years came full circle when he was introduced on June 25, 2018, on Adkerson Plaza inside Dudy Noble Field. The son of a 1973 State graduate, Lemonis resided in Starkville as a child and now leads one of the perennial powerhouses in college baseball.

In 2023, Lemonis saw freshman outfielder Dakota Jordan earn Freshman All-American honors by Perfect Game. Awards continued to roll in as Hunter Hines and Colton Ledbetter earned ABCA All-Region honors. Hines also picked up First Team All-SEC honors, and Jordan was named to the All-SEC Freshman team. During the season, the Dawgs hit the fourth most homers in program history with 91, and freshman Ross Highfill became the first player since 2017 to hit three homers in a single game.

Following the 2022 season, Lemonis and the Bulldogs had six players drafted in the MLB Draft, increasing his total to 25 during his time in Starkville. He has extended his streak of having a first-round pick drafted as Landon Sims went early in the 2022 MLB Draft. Not only did the Bulldogs have success in the MLB Draft, but RJ Yeager was named Third Team All-American by the ABCA, NCBWA and Collegiate Baseball Newspapers. Hunter Hines earned Freshman All-American honors by Collegiate Baseball, NCBWA and D1 Baseball.

In 2021, the Bulldogs had five players drafted from their national championship squad, while a total of 19 players have been drafted by Major League Baseball during Lemonis' time in Starkville, including at least one first rounder in each year of his tenure. For the second straight full season, the Mississippi State baseball program saw a pair of student-athletes honored as All-Americans by the American Baseball Coaches Association in Tanner Allen and Landon Sims.

In his first season at the helm of the Diamond Dawgs, Lemonis became the winningest first-year head coach in SEC history and in the process led the 2019 edition to the second-most victories in program history at 52 (54; 1989). The 40 victories over MSU's first 50 games marked the third-most in the first 50 games of a season in program history and set the tone for State's second-straight trip to the College World Series.

Lemonis became one of just three SEC head coaches to advance to the College World Series in their inaugural season in the conference, joining Jake Gibbs (Ole Miss, 1972) and fellow Diamond Dawg skipper Pat McMahon (Mississippi State, 1998).

Four Diamond Dawgs earned All-American honors during Lemonis' first season, while left-handed pitcher Ethan Small was tabbed National Pitcher of the Year (College Baseball Foundation; American Baseball Coaches Association) and right-handed pitcher JT Ginn earned the National Freshman of the Year honor (Collegiate Baseball, Perfect Game). Ginn and Small each earned specialty awards from the SEC, as well, grabbing the conference's Freshman and Pitcher of the Year, respectively.

A school-record-tying 11 Diamond Dawgs heard their names called in the 2019 Major League Baseball First Year Player Draft, including three taken in the first 10 rounds. Small became the 15th Diamond Dawg taken in the first round of the MLB Draft, while SEC career hits leader Jake Mangum (4th; New York Mets) and

Colby White (6th; Tampa Bay) each went in the first 10 rounds. The 11 selections were No. 3 nationally in 2019.

Owning a head coaching record of 308-184-2, Lemonis was also a part of nearly 800 wins as an assistant coach and three trips to the College World Series. During his time at Indiana, Lemonis' teams averaged 35.3 wins per season, including a 40-win campaign during his final season in Bloomington. He averaged 39.2 victories per year during his career in an assistant role (784 wins), bolstered by a 44.9 wins-per-season average at Louisville. The Cardinals were college baseball's winningest program during that eight-year span and made the program's first three trips to Omaha.

Lemonis not only understands what it takes to get to Omaha as a coach but also as a player. A 1992 graduate of The Citadel, Lemonis added a 1990 appearance in the College World Series as a student-athlete. The appearance makes the Bulldogs one of just three schools in Southern Conference history and only current member of the conference to advance to Omaha.

One of the top recruiters and player development coaches in the country, Lemonis has seen success at every coaching stop. After helping his alma mater, The Citadel, to five NCAA Regional appearances in 12 seasons as an assistant coach, Lemonis joined college teammate Dan McDonald's staff at Louisville and quickly turned the Cardinals into an Omaha contender.

After helping Louisville to seven postseason berths in eight years, the 2013 American Baseball Coaches Association/Baseball America Assistant Coach of the Year headed to Indiana to take his first head coaching job with the Hoosier program in 2015.

In each of his head coaching stops, Lemonis has led his team to the NCAA postseason in his first season at the helm. He helped the Hoosiers into the NCAA Tournament field during his initial season in Bloomington, before he guided Mississippi State to the College World Series in 2019 – his first season in Starkville.

Overall, Lemonis enters his 29th season as a collegiate coach in 2023, making two College World Series appearance as a head coach, taking three trips to Omaha as an assistant, earning 17 NCAA tournament berths and aiding in five 50-win seasons. His pupils have earned 35 All-America honors, 18 Freshman All-America laurels and 94 have signed professional baseball contracts, with 18 getting the call up to Major League Baseball.

Widely regarded as one of the elite recruiters and developers of talent in all of college baseball, a total of 100 student-athletes have been selected in the Major League Baseball Draft under Lemonis' watch, with 18 of those reaching the highest level of professional baseball.

Since arriving at Louisville for the 2006-07 academic year, Lemonis has been a part of 14 nationally ranked recruiting classes, including his first three classes at Mississippi State. His initial Diamond Dawgs recruiting class was tabbed as the No. 12 class nationally by Baseball America and Perfect Game, while it earned the No. 9 ranking from Collegiate Baseball Newspaper. In 2019, he and his staff brought in another top-10 ranked class, finishing as high as No. 6 by Baseball America.

Over his first four seasons in Starkville, Lemonis has tutored 20 picks in the MLB First Year Player Draft, including four first rounders and two second rounders. Sixteen of Lemonis' Indiana players were taken in the MLB Draft in his final four years in Bloomington and 14 signed professional contracts. He also recruited and coached nine of the Hoosier's school-record 10 MLB Draft choices in 2019.

Along with the second-most single-season victories (52) during the 2019 season, his team also posted the second-best 20-, 30- and 40-game starts (18-2, 25-5, 32-8) in program history. He joined Pat McMahon as the only two Diamond Dawg dugout bosses to lead the program to the College World Series in their initial campaign and his 52 wins were the most by a first-year SEC head coach in the conference's history.

Lemonis and his wife, the former Jill MacEldowney, have two daughters, Marissa and Mackenzie. The Myrtle Beach, South Carolina native earned his Bachelor of Science in physical education from The Citadel in 1992 and received his Master of Arts in sport management in 1994.

He is also no stranger to Starkville, as he resided on campus as a newborn during his father's time as a student at State. His father, Thomas, was a 1973 Mississippi State graduate with a degree in electrical engineering.

THE LEMONIS FILE

Personal

Hometown: Myrtle Beach, South Carolina
Wife: Jill
Children: Marissa & Mackenzie
College: The Citadel, 1992

Coaching Career

2019-Present: Mississippi State Head Coach
2015-18: Indiana Head Coach
2007-14: Louisville Assistant Coach
2003-06: The Citadel Associate Head Coach
1995-2002: The Citadel Assistant Coach

Lemonis Year-by-Year

As a Head Coach

Yr.	School	Record	Postseason
2015	Indiana	35-24	NCAA Regional
2016	Indiana	32-24	--
2017	Indiana	34-24-2	NCAA Regional
2018	Indiana	40-19	NCAA Regional
2019	Mississippi State	52-15	College World Series
2020	Mississippi State	12-4	**
2021	Mississippi State	50-18	National Champions
2022	Mississippi State	26-30	--
2023	Mississippi State	27-26	--
2024	Mississippi State	27-14	--
Totals	10th season	335-198-2	

2021 National Champions
 Five NCAA Regionals
 Two NCAA Super Regionals
 Two NCAA College World Series
 ** No postseason due to COVID-19

As an Assistant Coach

1995	The Citadel	39-21	NCAA Regional
1996	The Citadel	33-26	--
1997	The Citadel	37-21	--
1998	The Citadel	37-24	NCAA Regional
1999	The Citadel	41-20	NCAA Regional
2000	The Citadel	39-20	--
2001	The Citadel	38-24	NCAA Regional
2002	The Citadel	31-26	--
2003	The Citadel	32-25	--
2004	The Citadel	39-28	NCAA Regional
2005	The Citadel	25-34	--
2006	The Citadel	34-27	--
2007	Louisville	47-24	College World Series
2008	Louisville	41-21	NCAA Regional
2009	Louisville	47-18	NCAA Super Regional
2010	Louisville	50-14	NCAA Regional
2011	Louisville	32-29	--
2012	Louisville	41-22	NCAA Regional
2013	Louisville	51-14	College World Series
2014	Louisville	50-17	College World Series
Totals	20 Seasons	784-455	

12 NCAA Regionals
 Four NCAA Super Regionals
 Three College World Series



DUDY NOBLE FIELD

BIOGRAPHY

The largest on-campus facility in college baseball, Dudy Noble Field will see the 58th season of Mississippi State baseball at its current site in 2024. With over 1,700 games played at the venue, the Diamond Dawgs have a .725 winning percentage at the facility, which received a \$68-million upgrade prior to the 2019 season.

The field is named in honor of longtime MSU baseball coach, athletics director and ABCA Hall of Famer Clarke Randolph "Dudy" Noble. On April 27, 1998 the facility was renamed Dudy Noble Field, Polk-DeMent Stadium, honoring another ABCA Hall of Famer, former Bulldog skipper Ron Polk, and the late Gordon DeMent, a successful businessman and longtime fan of the Diamond Dawgs from Indianola, Mississippi.

The Origin

From 1929 until 1964, Mississippi State hosted its baseball games at the original on-campus venue, Hardy Field, which was located several hundred yards to the south of the Bulldogs' home football venue, Davis Wade Stadium at Scott Field. The baseball field was closed following the 1964 season to make way for the construction of Dorman Hall and for the next two seasons the Diamond Dawgs played their home games at Redbird Park in Columbus, Mississippi, capturing SEC titles both seasons at their temporary home.

The tin-roofed grandstand and 2,000-seat bleachers from the original Dudy Noble Field were transported to the stadium's present site, which became playable for the 1967 season. Since that time, facility enhancements have followed at a steady pace to make the "Carnegie Hall of College Baseball" one of the finest all-around facilities on the road to Omaha. Among with numerous upgrades, the current site has seen two complete demolitions and reconstructions, the latest occurring during a three-year span from 2017-2019 and opening prior to the start of the 2019 campaign.

Leading the Attendance Boom

With a laundry list of legendary names on its all-time roster, it comes as no surprise that Mississippi State ranks among the nation's attendance leader's year in and year out. The Dudy Noble Field faithful have sold out the reserved seating allotment every season since 1987.

Along with routinely hosting some of the largest crowds in the SEC, 11 of the last 13 three-day Super Bulldog Weekend series have drawn more than 25,000 fans.

MSU eclipsed the 200,000 mark in paid attendance at Dudy Noble Field for six-straight seasons between 2012-17, marking the first such occurrence in the program's history. Over the past two seasons, MSU has eclipsed the 300,000 mark in paid attendance, which had never been done before in back-to-back seasons. In 2013, the Diamond Dawgs' five-millionth fan walked through the turnstiles at Dudy Noble Field. Since home attendance figures were charted starting in 1976, the "Carnegie Hall of College Baseball" has seen 7,616,815 fans rush through the gates.

In 23 of the last 24 seasons, Mississippi State has averaged 6,000 fans per game, including a record average of 11,094 during the 2023 campaign, the second-best mark in the nation. Overall, State has eclipsed the 200,000-fan mark 15 times since 2002, with a school-record 373,784 viewing the 2019 home schedule.

Of the top 25 all-time college baseball on-campus attendances, Dudy Noble Field finds itself on the list 23 times, most notably owning the all-time on-campus attendance record of 16,423 on April 15, 2023. The Bulldogs own 14 of the top 15 marks and 19 of the top 20 marks, in NCAA on-campus history and are the only NCAA baseball program to boast on-campus attendances of 14,000 or more. The five largest NCAA Super Regional crowds have all assembled in Starkville, Mississippi, as well.

From April 14-16, 2023, the Bulldog faithful flooded the gates at Dudy Noble Field to the tune of 43,986 fans for a three-game series versus Ole Miss. The nearly 44,000 fans on the weekend set an NCAA on-campus attendance record for a three-game series.

Dudy Noble Field has ushered in crowds of 10,000 or better 120 times, including 2007 NCAA Super Regional-record draws of 13,715 and 12,620 for nationally-televised, late-morning games against Clemson. In 2019, the first season of the "New Dude," the Diamond Dawgs garnered crowds of 10,000-plus a school-record 10 times.

Mississippi State has hosted 26 postseason events at the facility, including three NCAA District III Tournaments (1973-75), five SEC tournaments (1979, 81, 83, 88 & 95), 16 NCAA Regionals (1979, 84-85, 87-89, 90, 92, 97, 2000, 03, 13, 16, 19 & 21) and four NCAA Super Regionals (2007, 16, 19 & 21).

The Left Field Lounge™

The aura of Mississippi State baseball at Dudy Noble Field is certainly not confined to the loyal legions in the impressive grandstand, pro-style luxury sky suites or luxurious Left Field Loufts.

In fact, some of the more highly-prized seats at Bulldog baseball games are found beyond the outfield fence in the Left Field Lounge™. Waiting lists greet those seeking to purchase one of the 96 outfield lounges in the iconic two-level outfield tailgate.

Once a colorful assortment of pickup trucks, motor homes, and trailers — most equipped with barbecue grills — lined the outfield fence, completing a circle of humanity at Dudy Noble Field. Now, the permanent lounge spaces are connected to the concourse, allowing everyone to stroll through and experience the iconic lounge culture.

What began in the late 1960s as a popular gathering spot for baseball-loving MSU supporters now forms college baseball's largest tailgate party.

The "New Dude"

The second demolition at the current site occurred following the 2017 season and the \$68 million facility opened its gates for the 2019 campaign. Architect Wier Boerner Allin, along with consultants Populous and famed stadium architect/State alum Janet Marie Smith designed the project, while construction manager ICM and general contractor JESCO Construction, Inc. oversaw the construction.

Covering 12 acres of land on the Mississippi State University campus, the 230,000 square foot facility carries on Dudy Noble Field's legacy as the "Carnegie Hall of College Baseball." Installation of the second largest scoreboard in college baseball, measuring 43 feet wide by 60 feet high, started the project in 2017. The board, which was the largest in college baseball upon installation, is larger than boards owned by three Major League Baseball teams. The addition of 96 permanent Left Field Lounge rigs encircling the outfield followed during the fall of 2018.

The concourse and lower-level grandstands were in place for the 2018 season, with the Diamond Suites, upper-deck reserved seating area and three unique club areas — Farm Bureau Triple Crown Club, Charlie and Dana Stephenson Omaha Club and The Rooftop Club — were completed prior to the 2019 campaign. The newest version of Dudy Noble Field also features increased restroom facilities and concession points of sale.

The player spaces also received an upgrade, expanding to cover 18,000 square feet underneath the facility. The fully-equipped Bruce and Julie Martin Locker Room includes an embedded equipment room, houses 40 wooden lockers and features an oversized, dimensional halo-lit '85 Script Mississippi State sign suspended overhead in the middle of the room.

The more spacious locker room includes an attached training room with whirlpool and fully-functional fueling station. The Mitch Moreland Hitting Tunnel, which is equipped with HitTrax, and Turner & Gloria Wingo Team Lounge are easily accessed from the home dugout, with the eye-popping player entrance and Hassell H. Franklin Omaha Room greeting players as they enter the facility. The Pat McMahon Pitching Lab is also housed under the stadium, featuring arm care and conditioning equipment, one oversized turf mound with three pitching rubbers and state of the art video equipment.

TOP-25 CROWDS

Rank	Attendance	Opponent	Date
1.	16,423	* Ole Miss	April 15, 2023
2.	15,586	Ole Miss	April 12, 2014
3.	15,078	Texas A&M	April 16, 2016
4.	14,991	Florida	April 22, 1989
5.	14,739	Ole Miss	April 14, 2023
6.	14,562	Auburn	April 20, 2013
7.	14,385	# Notre Dame	June 12, 2021
8.	14,378	LSU	April 16, 1988
9.	14,320	Arizona State	Feb. 25, 2023
10.	14,228	LSU	April 9, 2022
11.	14,077	Alabama	March 26, 2022
12.	13,974	LSU	March 16, 2024
13.	13,971	# Notre Dame	June 13, 2021
14.	13,761	Arkansas	April 25, 1992
15.	13,715	^ Clemson	June 9, 2007
16.	13,691	Kentucky	April 8, 2017
17.	13,617	Georgia	April 8, 2006
18.	13,447	Georgia	April 6, 2024
19.	13,452	^ Arizona	June 11, 2016
20.	13,357	Auburn	April 19, 2024
21.	13,351	Long Beach State	Feb. 19, 2022
22.	13,338	Ole Miss	April 17, 2021
23.	13,224	Ole Miss	April 11, 2014
24.	13,132	^ Stanford	June 8, 2019
25.	13,123	Ole Miss	April 15, 2000

* - NCAA on-campus attendance record

^ - NCAA Regional

- NCAA Super Regional

NOTE: Mississippi State owns 117 crowds of 10,000-plus in the history of the program. The top 10 crowds in Dudy Noble Field history are also the top 10 on-campus crowds in NCAA history.



2024 SEASON STATISTICS

Record: 27-14 Home: 20-7 Away: 5-6 Neutral: 2-1 SEC: 10-8

Player	avg	gp-gs	ab	r	h	2b	3b	hr	rbi	tb	slg%	bb	hp	so	gdp	ob%	sf	sh	sb-att	po	a	e	fld%
42 Jordan, Dakota	.379	41-41	153	43	58	10	1	16	55	118	.771	34	3	53	1	.497	1	0	3-3	65	3	0	1.000
3 Mershon, David	.343	36-36	137	37	47	9	2	2	28	66	.482	26	3	26	1	.447	4	2	18-19	53	62	1	.991
7 Hujsak, Connor	.326	41-38	144	41	47	10	2	7	36	82	.569	14	8	21	4	.416	0	2	8-9	84	2	1	.989
38 Chance, Bryce	.305	39-35	128	23	39	9	0	4	27	60	.469	16	2	7	2	.380	4	0	6-9	49	0	0	1.000
44 Hines, Hunter	.279	41-41	165	29	46	5	0	9	35	78	.473	20	2	47	1	.360	2	0	0-0	250	23	4	.986
8 Larry, Amani	.242	41-41	153	34	37	10	0	3	19	56	.366	26	14	26	3	.395	2	6	7-9	37	38	3	.962
18 Long, Johnny	.234	31-25	77	19	18	0	0	1	9	21	.273	20	6	11	3	.427	0	6	2-2	272	11	0	1.000
40 Kohler, Logan	.218	35-33	110	22	24	6	0	0	19	30	.273	22	5	35	0	.367	2	1	1-1	22	44	3	.957

41 Pulliam, Ethan	.412	10-5	17	3	7	1	0	0	4	8	.471	3	0	1	0	.500	0	0	1-1	5	8	1	.929
36 Stevens, Nolan	.318	13-5	22	2	7	1	0	1	2	11	.500	1	0	6	1	.348	0	0	0-0	6	8	0	1.000
5 Downs, Aaron	.284	23-17	67	12	19	2	0	0	8	21	.313	10	1	25	2	.385	0	2	0-0	29	0	1	.967
10 Cupp, Dylan	.250	21-20	64	13	16	4	0	0	13	20	.313	11	1	13	1	.364	1	5	4-4	23	39	5	.925
55 Powell, Joe	.233	18-14	43	8	10	2	0	0	7	12	.279	6	0	9	2	.314	2	0	0-0	144	11	0	1.000
13 Chester, Nate	.192	15-8	26	6	5	1	0	0	2	6	.231	10	0	4	1	.417	0	1	0-0	5	11	3	.842
46 McKenzie, Jackson	.188	11-3	16	1	3	0	0	0	1	3	.188	3	0	7	0	.316	0	0	0-0	2	1	0	1.000
43 Spalitta, Steven	.100	8-3	10	0	1	0	0	0	0	1	.100	1	1	3	0	.250	0	0	0-0	12	0	0	1.000
22 Highfill, Ross	.100	4-3	10	1	1	0	0	0	2	1	.100	1	1	4	0	.214	2	0	0-0	0	0	0	.000
32 O'Brien, Michael	.000	16-1	5	2	0	0	0	0	1	0	.000	3	0	1	0	.375	0	0	1-1	3	0	0	1.000
15 Dotson, Luke	.000	1-0	1	0	0	0	0	0	0	0	.000	0	0	1	0	.000	0	0	0-0	0	0	1	.000
14 Stephen, Khal	.000	1-0	1	0	0	0	0	0	0	0	.000	0	0	1	0	.000	0	0	0-0	5	3	0	1.000
Totals	.285	41	1349	296	385	70	5	43	268	594	.440	227	47	301	22	.401	20	25	51-58	1079	302	26	.982
Opponents	.231	41	1341	178	310	55	3	40	168	491	.366	152	33	423	16	.322	9	13	32-45	1034	394	50	.966

LOB - Team (339), Opp (291). DPs turned - Team (22), Opp (30). CI - Team (0), Opp (1). IBB - Team (18), Jordan 11, Hines 4, Hujsak 2, Mershon 1, Opp (10). Picked off - Hujsak 2, Chance 1, Kohler 1, Downs 1, Mershon 1, Long 1.

(All games Sorted by Earned run avg)

Player	era	w-l	app	gs	cg	sho	sv	ip	h	r	er	bb	so	2b	3b	hr	b/avg	wp	hp	bk	sfa	sha
14 Stephen, Khal	2.50	6-2	10	10	0	0/1	0	57.2	43	18	16	14	67	5	0	6	.204	3	5	0	0	0
50 Cijntje, Jurrangelo	3.50	6-1	10	10	0	0/1	0	54.0	39	21	21	23	69	8	0	7	.200	1	7	0	1	1

28 Haley, Gage	0.00	0-0	1	0	0	0/0	0	2.0	0	0	0	2	2	0	0	0	.000	0	2	0	0	0
19 Miller, Max	0.00	0-0	1	0	0	0/0	0	0.0	0	0	0	1	0	0	0	0		0	0	0	0	0
25 Dohm, Nate	1.48	3-0	5	5	0	0/0	0	24.1	22	5	4	4	32	4	1	0	.244	2	1	0	1	1
45 Davis, Tyler	1.64	3-0	17	0	0	0/0	1	22.0	16	4	4	11	28	5	0	0	.200	0	1	0	0	1
16 Cheatham, Cole	2.45	0-0	7	0	0	0/0	0	3.2	2	1	1	4	3	0	0	0	.143	0	0	0	0	0
26 Hardin, Tyson	2.57	3-0	13	2	0	0/2	1	21.0	17	7	6	9	19	3	1	0	.233	3	0	0	1	5
48 Auger, Brooks	3.38	0-1	14	1	0	0/0	2	21.1	19	10	8	9	22	5	0	0	.226	1	0	0	0	0
30 Loftin, Bradley	3.38	0-0	3	2	0	0/0	0	8.0	7	4	3	1	12	2	0	1	.233	1	1	0	0	0
36 Stevens, Nolan	3.70	2-3	12	1	0	0/1	0	24.1	21	10	10	7	27	2	0	2	.233	3	3	0	0	0
2 Schuelke, Cam	3.86	2-2	23	0	0	0/1	2	32.2	26	14	14	16	29	6	0	2	.228	0	2	1	1	3
31 Ligon, Karson	4.15	0-0	10	2	0	0/1	0	17.1	14	12	8	15	16	1	0	4	.219	3	4	0	0	0
9 Kohn, Pico	4.50	1-0	4	3	0	0/1	0	8.0	6	4	4	5	11	2	1	0	.214	1	0	0	0	0
12 Siary, Evan	7.48	0-3	10	4	0	0/0	0	21.2	28	18	18	6	22	4	0	7	.304	0	2	0	1	0
27 Black, Gavin	8.10	0-0	7	0	0	0/1	0	6.2	8	7	6	6	11	0	0	2	.286	0	1	0	0	1
15 Dotson, Luke	9.00	0-0	8	0	0	0/0	0	9.0	9	9	9	4	15	3	0	0	.257	1	0	0	1	0
6 Forsythe, Logan	10.12	0-1	6	0	0	0/1	0	5.1	4	6	6	3	11	0	0	2	.200	0	1	0	0	0
21 Holcombe, Colby	10.98	1-1	11	1	0	0/1	0	19.2	25	24	24	12	25	5	0	6	.316	0	2	1	3	1
11 Clark, KK	36.00	0-0	2	0	0	0/0	0	1.0	4	4	4	0	2	0	0	1	.500	0	1	0	0	0
Totals	4.15	27-14	41	41	0	3/3	6	359.2	310	178	166	152	423	55	3	40	.231	19	33	2	9	13
Opponents	6.76	14-27	41	41	0	0/0	6	344.2	385	296	259	227	301	70	5	43	.285	44	47	2	20	25

PB - Team (7), Long 5, Powell 1, Spalitta 1, Opp (7). Pickoffs - Team (12), Dohm 2, Schuelke 2, Stephen 2, Stevens 2, Holcombe 1, Powell 1, Long 1, Loftin 1, Opp (7). SBA/ATT - Powell (14-20), Long (12-12), Holcombe (5-6), Cijntje (5-6), Spalitta (5-5), Ligon (3-4), Kohn (2-4), Stevens (1-3), Stephen (1-3), Schuelke (2-3), Dotson (3-3), Loftin (2-3), Forsythe (2-2), Hardin (2-2), Auger (1-2), Dohm (1-2), Siary (1-1), Haley (1-1).

2024 SOUTHEASTERN CONFERENCE STATISTICS

Record: 10-8 Home: 7-2 Away: 3-6 SEC: 10-8

Player	avg	gp-gs	ab	r	h	2b	3b	hr	rbi	tb	slg%	bb	hp	so	gdp	ob%	sf	sh	sb-att	po	a	e	fld%
38 Chance, Bryce	.373	17-16	59	9	22	3	0	2	14	31	.525	4	0	3	0	.394	3	0	1-2	18	0	0	1.000
7 Hujsak, Connor	.357	18-18	70	21	25	5	0	5	17	45	.643	8	2	8	0	.438	0	0	4-5	48	1	0	1.000
42 Jordan, Dakota	.319	18-18	69	14	22	2	0	4	13	36	.522	11	1	26	0	.420	0	0	0-0	25	0	0	1.000
44 Hines, Hunter	.286	18-18	70	16	20	2	0	6	16	40	.571	10	0	26	0	.370	1	0	0-0	115	14	1	.992
3 Mershon, David	.273	18-18	66	16	18	1	0	1	10	22	.333	12	2	18	1	.386	3	1	11-12	33	41	0	1.000
40 Kohler, Logan	.259	15-15	54	8	14	5	0	0	14	19	.352	3	2	15	0	.317	1	1	0-0	9	19	2	.933
18 Long, Johnny	.217	16-15	46	10	10	0	0	1	3	13	.283	12	2	7	1	.400	0	0	0-0	131	9	0	1.000
8 Larry, Amani	.176	18-18	68	6	12	3	0	1	8	18	.265	7	8	17	2	.325	0	4	0-0	16	21	2	.949
41 Pulliam, Ethan	.333	3-3	9	1	3	0	0	0	1	3	.333	1	0	1	0	.400	0	0	0-0	1	4	1	.833
36 Stevens, Nolan	.333	4-0	3	1	1	0	0	0	0	1	.333	1	0	2	0	.500	0	0	0-0	1	5	0	1.000
55 Powell, Joe	.300	5-3	10	1	3	1	0	0	1	4	.400	2	0	4	0	.417	0	0	0-0	28	1	0	1.000
5 Downs, Aaron	.244	13-11	41	8	10	1	0	0	4	11	.268	5	1	18	2	.340	0	2	0-0	21	0	0	1.000
13 Chester, Nate	.182	8-3	11	2	2	1	0	0	1	3	.273	2	0	2	0	.308	0	1	0-0	2	5	2	.778
10 Cupp, Dylan	.167	2-2	6	0	1	0	0	0	0	1	.167	0	1	1	1	.286	0	1	0-0	3	4	1	.875
46 McKenzie, Jackson	.125	3-2	8	0	1	0	0	0	0	1	.125	0	0	5	0	.125	0	0	0-0	1	1	0	1.000
32 O'Brien, Michael	.000	3-1	5	1	0	0	0	0	0	0	.000	1	0	1	0	.167	0	0	0-0	0	0	0	.000
43 Spalitta, Steven	.000	2-1	4	0	0	0	0	0	0	0	.000	0	0	2	0	.000	0	0	0-0	0	0	0	.000
14 Stephen, Khal	.000	1-0	1	0	0	0	0	0	0	0	.000	0	0	1	0	.000	0	0	0-0	2	0	0	1.000
15 Dotson, Luke	.000	1-0	1	0	0	0	0	0	0	0	.000	0	0	1	0	.000	0	0	0-0	0	0	0	.000
Totals	.273	18	601	114	164	24	0	20	102	248	.413	79	19	158	7	.371	8	10	16-19	464	140	9	.985
Opponents	.233	18	587	85	137	24	0	23	81	230	.392	77	14	157	9	.335	3	3	4-6	460	154	19	.970

LOB - Team (143), Opp (135). DPs turned - Team (11), Opp (8). IBB - Team (10), Jordan 4, Hines 4, Hujsak 2, Opp (8). Picked off - Downs 1, Mershon 1, Chance 1, Hujsak 1, Long 1.

(SEC games only Sorted by Earned run avg)

Player	era	w-l	app	gs	cg	sho	sv	ip	h	r	er	bb	so	2b	3b	hr	b/avg	wp	hp	bk	sfa	sha
26 Hardin, Tyson	0.00	1-0	6	0	0	0/1	1	9.2	4	0	0	5	13	0	0	0	.125	2	0	0	0	1
25 Dohm, Nate	0.00	0-0	1	1	0	0/0	0	0.1	1	0	0	0	0	0	0	0	.500	1	0	0	0	0
31 Ligon, Karson	1.08	0-0	4	1	0	0/0	0	8.1	4	2	1	8	6	0	0	0	.143	2	2	0	0	0
45 Davis, Tyler	1.69	1-0	7	0	0	0/0	0	10.2	6	2	2	7	11	2	0	0	.162	0	1	0	0	0
14 Stephen, Khal	1.98	4-1	6	6	0	0/1	0	36.1	27	10	8	10	41	3	0	5	.201	3	2	0	0	0
50 Cijntje, Jurrangelo	4.45	3-1	6	6	0	0/0	0	32.1	29	16	16	12	34	7	0	6	.236	1	3	0	1	0
16 Cheatham, Cole	4.50	0-0	2	0	0	0/0	0	2.0	1	1	1	3	2	0	0	0	.125	0	0	0	0	0
48 Auger, Brooks	4.76	0-0	5	1	0	0/0	0	11.1	11	8	6	6	11	3	0	0	.234	0	0	0	0	0
36 Stevens, Nolan	5.40	1-3	6	0	0	0/0	0	13.1	12	8	8	7	15	2	0	1	.250	2	1	0	0	0
2 Schuelke, Cam	5.68	0-1	13	0	0	0/0	1	12.2	10	8	8	8	7	3	0	2	.222	0	2	1	0	2
12 Siary, Evan	9.42	0-2	5	3	0	0/0	0	14.1	19	15	15	5	14	2	0	6	.311	0	2	0	1	0
21 Holcombe, Colby	27.00	0-0	1	0	0	0/0	0	1.1	4	4	4	1	1	0	0	1	.500	0	1	0	0	0
15 Dotson, Luke	40.50	0-0	3	0	0	0/0	0	1.1	6	6	6	1	2	2	0	0	.667	0	0	0	1	0
27 Black, Gavin	54.00	0-0	1	0	0	0/0	0	0.2	2	4	4	4	0	0	0	1	.500	0	0	0	0	0
6 Forsythe, Logan	99.00	0-0	1	0	0	0/0	0	0.0	1	1	1	0	0	0	0	1	1.000	0	0	0	0	0
Totals	4.66	10-8	18	18	0	1/1	2	154.2	137	85	80	77	157	24	0	23	.233	11	14	1	3	3
Opponents	5.58	8-10	18	18	0	0/0	2	153.1	164	114	95	79	158	24	0	20	.273	12	19	1	8	10

PB - Team (3), Long 3, Opp (3). Pickoffs - Team (2), Schuelke 1, Stevens 1, Opp (5). SBA/ATT - Long (3-3), Holcombe (2-2), Powell (1-1), Cijntje (0-1), Dotson (1-1), Stevens (0-1), Schuelke (1-1).



2024 GAME-BY-GAME (HITTING)

Date	Opponent	ab	r	h	rbi	2b	3b	hr	tb	bb	ibb	sb	cs	hbp	sac	sf	gdp	k	po	a	e	lob	avg
Feb 16	AIR FORCE	34	8	9	7	2	1	2	19	6	0	2	0	0	0	0	0	10	27	10	2	8	.265
Feb 17	AIR FORCE	32	2	9	1	3	0	0	12	4	0	0	2	0	1	1	0	5	27	7	0	9	.273
Feb 18	AIR FORCE	35	10	12	8	3	0	1	18	3	0	0	0	1	1	0	1	5	27	9	1	6	.297
Feb 20	AUSTIN PEAY	30	2	4	2	0	0	0	4	5	0	1	0	2	0	1	0	10	27	7	1	9	.260
Feb 21	AUSTIN PEAY	31	10	6	10	1	0	1	10	14	0	1	0	4	1	0	1	7	27	8	0	13	.247
Feb 23	GA. SOUTHERN	30	5	11	4	3	0	0	14	4	0	0	0	2	3	1	1	3	27	5	1	11	.266
Feb 24	GA. SOUTHERN	33	4	7	4	0	0	0	7	3	0	0	0	2	0	0	0	9	27	4	1	7	.258
Feb 25	GA. SOUTHERN	38	10	15	9	2	0	0	17	4	0	3	0	0	1	1	0	6	27	9	0	11	.278
Feb 27	JACKSON STATE	31	19	14	19	3	1	1	22	10	0	2	0	2	0	0	0	4	21	3	0	6	.296
Feb 29	MOUNT ST. MARY'	32	12	12	11	4	0	0	16	9	0	1	1	0	1	2	0	5	27	9	2	8	.304
Mar 02	MOUNT ST. MARY'	31	7	10	7	3	1	1	18	3	0	1	0	0	0	1	0	6	27	8	2	4	.305
Mar 02	MOUNT ST. MARY'	26	6	4	3	0	0	0	4	3	0	1	0	3	2	0	0	11	27	8	0	4	.295
Mar 05	vs Southern Miss	32	5	7	5	3	0	1	13	3	0	3	0	2	1	0	1	12	27	8	0	6	.289
Mar 08	EVANSVILLE	32	5	11	5	3	0	1	17	5	1	1	0	3	1	0	1	8	27	4	0	12	.293
Mar 09	EVANSVILLE	33	8	9	8	3	0	2	18	4	0	1	0	0	0	1	0	5	27	3	0	6	.292
Mar 10	EVANSVILLE	33	13	13	12	1	0	2	20	12	3	4	0	0	1	0	1	3	24	6	0	11	.298
Mar 12	vs South Alabama	35	5	10	5	3	0	2	19	5	1	2	0	0	0	0	0	3	27	8	1	8	.297
Mar 13	vs New Orleans	35	2	8	2	0	0	1	11	8	1	0	0	1	0	0	2	3	33	10	2	12	.293
*Mar 15	LSU	40	10	16	9	0	0	2	22	3	0	4	0	1	0	0	0	7	27	10	1	10	.300
*Mar 16	LSU	35	8	10	7	3	0	1	16	7	0	0	0	2	0	1	1	6	27	9	0	10	.299
*Mar 17	LSU	38	15	15	14	4	0	2	25	7	2	0	0	1	0	0	0	7	24	5	0	8	.305
Mar 19	MEMPHIS	42	17	16	15	3	1	3	30	10	0	1	0	1	0	0	0	4	27	12	2	12	.309
*Mar 21	at Texas AM	35	3	8	3	1	0	1	12	1	0	0	0	0	1	0	1	12	24	10	0	7	.305
*Mar 22	at Texas AM	37	5	11	5	0	0	1	14	5	1	0	0	2	1	1	0	7	27	5	0	14	.305
*Mar 23	at Texas AM	30	1	3	1	1	0	0	4	1	0	0	0	0	0	0	0	14	24	9	0	3	.298
Mar 26	at Samford	39	9	11	8	2	0	3	22	5	1	3	0	3	1	1	1	9	30	2	0	10	.297
*Mar 29	at Florida	34	6	8	6	0	0	0	8	6	2	2	0	2	0	1	1	13	26	7	1	10	.295
*Mar 30	at Florida	39	12	14	12	2	0	5	31	6	1	1	1	0	0	0	1	7	27	9	0	6	.297
*Mar 31	at Florida	28	3	5	3	1	0	0	6	4	1	0	0	2	3	0	0	8	24	7	0	7	.294
Apr 02	CENTRAL ARKANS	29	6	5	6	0	0	1	8	9	1	1	0	0	1	1	2	4	27	9	1	7	.290
*Apr 05	GEORGIA	29	6	6	6	0	0	2	12	2	0	2	0	1	0	1	0	11	27	10	0	3	.288
*Apr 06	GEORGIA	32	2	7	2	1	0	0	8	3	1	1	0	1	1	0	0	12	27	10	0	8	.286
*Apr 07	GEORGIA	32	9	9	5	2	0	1	14	7	0	1	0	3	0	1	1	11	27	3	2	10	.286
*Apr 12	at Ole Miss	34	8	8	8	1	0	1	12	5	0	2	0	1	1	0	1	7	27	6	1	6	.284
*Apr 13	at Ole Miss	45	9	10	7	1	0	3	20	7	1	2	0	1	1	2	0	16	35	18	2	11	.282
*Apr 14	at Ole Miss	26	2	4	2	1	0	0	5	2	0	0	0	0	0	0	0	6	19	4	1	5	.279
Apr 16	ALCORN STATE	22	11	9	9	1	1	0	12	12	0	5	1	1	0	2	1	4	21	5	1	8	.282
*Apr 19	AUBURN	29	8	10	6	4	0	1	17	8	0	1	1	2	1	1	1	4	27	3	0	9	.283
*Apr 21	AUBURN	28	3	11	2	0	0	0	11	3	0	0	0	0	1	0	0	5	21	6	0	11	.285
*Apr 21	AUBURN	30	4	9	4	2	0	0	11	2	1	0	1	0	0	0	0	5	24	9	1	5	.286
Apr 23	at Memphis	33	6	9	6	3	0	1	15	7	0	2	0	1	0	0	3	7	27	8	0	8	.285
Totals		1349	296	385	268	70	5	43	594	227	18	51	7	47	25	20	22	301	1079	302	26	339	.285

2024 GAME-BY-GAME (PITCHING)

Date	Opponent	ip	h	r	er	bb	so	2b	3b	hr	wp	bk	hbp	dp	ibb	score	w-l	sv	era
Feb 16	AIR FORCE	9.0	10	4	3	2	9	5	0	1	1	0	0	0	1	8-4	1-0	1	3.00
Feb 17	AIR FORCE	9.0	4	3	3	4	13	0	0	1	1	0	2	1	0	2-3	1-1	1	3.00
Feb 18	AIR FORCE	9.0	6	2	1	3	16	0	0	0	1	0	1	1	0	10-2	2-1	1	2.33
Feb 20	AUSTIN PEAY	9.0	8	3	3	0	13	0	0	1	1	0	1	1	0	2-3	2-2	1	2.50
Feb 21	AUSTIN PEAY	9.0	16	13	13	5	9	4	0	3	0	0	0	0	0	10-13	2-3	1	4.60
Feb 23	GA. SOUTHERN	9.0	6	1	1	1	15	0	0	1	0	0	0	1	0	5-1	3-3	1	4.00
Feb 24	GA. SOUTHERN	9.0	12	11	10	4	10	2	0	1	1	0	3	0	0	4-11	3-4	1	4.86
Feb 25	GA. SOUTHERN	9.0	7	2	2	6	11	0	0	0	0	0	2	0	0	10-2	4-4	1	4.50
Feb 27	JACKSON STATE	7.0	7	6	6	2	11	1	0	2	1	0	1	0	0	19-6	5-4	1	4.78
Feb 29	MOUNT ST. MARY'	9.0	6	2	2	1	12	0	0	0	0	0	2	1	0	12-2	6-4	1	4.50
Mar 02	MOUNT ST. MARY'	9.0	8	2	1	3	12	0	0	0	0	0	1	0	0	7-2	7-4	1	4.18
Mar 02	MOUNT ST. MARY'	9.0	4	0	0	4	13	1	0	0	0	0	0	1	0	6-0	8-4	1	3.82
Mar 05	vs Southern Miss	9.0	6	4	3	3	9	0	0	1	1	0	0	0	0	5-4	9-4	2	3.76
Mar 08	EVANSVILLE	9.0	11	2	2	2	12	3	1	0	0	0	1	0	0	5-2	10-4	3	3.63
Mar 09	EVANSVILLE	9.0	5	3	3	4	6	1	0	2	0	0	0	0	0	8-3	11-4	3	3.59
Mar 10	EVANSVILLE	8.0	5	3	3	4	11	0	0	1	0	0	1	0	0	13-3	12-4	3	3.57
Mar 12	vs South Alabama	9.0	8	6	6	5	15	2	0	0	0	0	1	1	0	5-6	12-5	3	3.72
Mar 13	vs New Orleans	11.0	5	1	0	5	13	2	1	0	0	0	0	0	1	2-1	13-5	3	3.47
*Mar 15	LSU	9.0	6	4	4	5	9	3	0	2	1	0	0	1	0	10-4	14-5	3	3.49
*Mar 16	LSU	9.0	11	9	9	12	8	0	0	4	2	0	0	2	2	8-9	14-6	3	3.77
*Mar 17	LSU	8.0	8	5	5	6	10	2	0	1	0	1	0	0	1	15-5	15-6	3	3.85
Mar 19	MEMPHIS	9.0	11	9	8	2	10	2	0	1	0	0	0	1	0	17-9	16-6	3	4.04
*Mar 21	at Texas AM	8.0	8	6	6	1	7	0	0	2	0	0	0	1	0	3-6	16-7	3	4.15
*Mar 22	at Texas AM	9.0	5	1	1	4	8	1	0	0	0	0	0	1	0	5-1	17-7	3	4.01
*Mar 23	at Texas AM	8.0	9	6	6	1	6	4	0	3	1	0	1	0	1	1-6	17-8	3	4.11
Mar 26	at Samford	10.0	9	5	5	6	12	4	0	1	0	1	0	1	0	9-5	18-8	3	4.13
*Mar 29	at Florida	8.2	8	7	7	7	10	1	0	2	0	0	0	0	0	6-7	18-9	3	4.24
*Mar 30	at Florida	9.0	6	2	2	3	11	1	0	0	0	0	0	1	0	12-2	19-9	3	4.16
*Mar 31	at Florida	8.0	4	4	4	6	6	0	0	1	1	0	5	0	1	3-4	19-10	3	4.17
Apr 02	CENTRAL ARKANS	9.0	8	7	7	5	7	2	0	1	0	0	3	0	0	6-7	19-11	3	4.27
*Apr 05	GEORGIA	9.0	5	1	0	4	9	1	0	0	1	0	1	2	1	6-1	20-11	4	4.13
*Apr 06	GEORGIA	9.0	8	3	3	2	10	2	0	2	0	0	1	1	0	2-3	20-12	4	4.09
*Apr 07	GEORGIA	9.0	12	8	6	2	9	1	0	1	1	0	2	0	0	9-8	21-12	4	4.15
*Apr 12	at Ole Miss	9.0	3	0	0	0	11	0	0	0	1	0	1	0	0	8-0	22-12	4	4.03
*Apr 13	at Ole Miss	11.2	14	10	9	10	8	6	0	1	2	0	1	1	1	9-10	22-13	4	4.14
*Apr 14	at Ole Miss	6.1	16	14	14	4	6	1	0	3	0	0	1	0	0	2-14	22-14	4	4.45
Apr 16	ALCORN STATE	7.0	3	0	0	1	14	1	0	0	0	0	0	0	0	11-0	23-14	4	4.35
*Apr 19	AUBURN	9.0	8	1	0	2	15	1	0	0	1	0	0	0	1	8-1	24-14	4	4.24
*Apr 21	AUBURN	7.0	4	1	1	3	5	0	0	1	0	0	1	0	0	3-1	25-14	5	4.18
*Apr 21	AUBURN	8.0	2	3	3	5	9	0	0	0	0	0	0	1	0	4-3	26-14	5	4.16
Apr 23	at Memphis	9.0	8	4	4	3	13	1	1	0	1	0	0	2	0	6-4	27-14	6	4.15
Totals		359.2	310	178	166	152	423	55	3	40	19	2	33	22	10	296-178	27-14	6	4.15



2024 GAME-BY-GAME STARTERS (BATTING ORDER)

DATE	OPPONENT	1	2	3	4	5	6	7	8	9	SP
2/16	Air Force	Larry	Jordan	Hines	Chance	Kohler	Hujsak	Downs	Long	Cupp	Dohm
2/17	Air Force	Larry	Jordan	Hines	Chance	Hujsak	Highfill	Chester	Powell	Cupp	Stephen
2/18	Air Force	Larry	Jordan	Hines	Chance	Hujsak	McKenzie	Chester	Long	Cupp	Cijntje
2/20	Austin Peay	Larry	Jordan	Hines	Chance	Hujsak	Highfill	Chester	Powell	Cupp	Siary
2/21	Austin Peay	Larry	Jordan	Hines	Chance	Highfill	Hujsak	Chester	Long	Cupp	Hardin
2/23	Georgia Southern	Larry	Mershon	Jordan	Hines	Chance	Kohler	Hujsak	Long	Cupp	Dohm
2/24	Georgia Southern	Larry	Mershon	Jordan	Hines	Chance	Kohler	Hujsak	Powell	Cupp	Stephen
2/25	Georgia Southern	Larry	Mershon	Jordan	Hines	Chance	Kohler	Downs	Long	Cupp	Cijntje
2/27	Jackson State	Larry	Mershon	Jordan	Hines	Chance	Kohler	Hujsak	Powell	Cupp	Holcombe
2/29	Mount St. Mary's	Larry	Mershon	Jordan	Hines	Chance	Kohler	Stevens	Long	Cupp	Dohm
3/2	Mount St. Mary's - G1	Larry	Mershon	Jordan	Hines	Chance	Kohler	Hujsak	Powell	Cupp	Stephen
3/2	Mount St. Mary's - G2	Larry	Mershon	Jordan	Hines	Chance	Kohler	Hujsak	Long	Cupp	Cijntje
3/5	vs. Southern Miss (1)	Larry	Mershon	Jordan	Hines	Chance	Kohler	Hujsak	Powell	Cupp	Ligon
3/8	Evansville	Larry	Mershon	Jordan	Hines	Chance	Kohler	Stevens	Long	Cupp	Dohm
3/9	Evansville	Larry	Mershon	Jordan	Hines	Downs	Kohler	Hujsak	Powell	Cupp	Stephen
3/10	Evansville	Larry	Mershon	Jordan	Hines	Downs	Kohler	Hujsak	Long	Cupp	Cijntje
3/12	vs. South Alabama (2)	Larry	Mershon	Jordan	Hines	Chance	Kohler	Hujsak	Powell	Cupp	Loftin
3/13	vs. New Orleans (2)	Larry	Mershon	Jordan	Hines	Hujsak	Stevens	Kohler	Long	Cupp	Hardin
3/15	LSU*	Larry	Mershon	Jordan	Hines	Hujsak	Downs	Kohler	Long	Cupp	Siary
3/16	LSU*	Larry	Mershon	Jordan	Hines	Hujsak	Downs	Kohler	Chance	Powell	Stephen
3/17	LSU*	Larry	Mershon	Jordan	Hines	Hujsak	Downs	Kohler	Chance	Long	Cijntje
3/19	Memphis	Larry	Mershon	Jordan	Hines	Hujsak	Downs	Kohler	Chance	Powell	Loftin
3/21	at Texas A&M*	Larry	Mershon	Jordan	Hines	Hujsak	Downs	Kohler	Long	Cupp	Siary
3/22	at Texas A&M*	Larry	Mershon	Jordan	Hines	Hujsak	Downs	Kohler	Chance	Long	Stephen
3/23	at Texas A&M*	Larry	Mershon	Jordan	Hines	Hujsak	Downs	Chance	Kohler	Long	Cijntje
3/26	at Samford	Larry	Mershon	Jordan	Hines	Hujsak	Stevens	Downs	Spalitta	Kohler	Kohn
3/29	at Florida*	Larry	Mershon	Jordan	Hines	Hujsak	Downs	Kohler	Chance	Long	Stephen
3/30	at Florida*	Larry	Mershon	Jordan	Hines	Hujsak	Downs	Chance	Chester	Long	Cijntje
3/31	at Florida*	Larry	Mershon	Jordan	Hines	Hujsak	Downs	Chance	Chester	Long	Ligon
4/2	Central Arkansas	Larry	Mershon	Jordan	Hines	Hujsak	Chance	Stevens	Chester	Spalitta	Stevens
4/5	Georgia*	Larry	Mershon	Jordan	Hines	Hujsak	Chance	Kohler	Long	McKenzie	Stephen
4/6	Georgia*	Larry	Mershon	Jordan	Hines	Hujsak	Chance	Downs	Kohler	Long	Cijntje
4/7	Georgia*	Larry	Mershon	Jordan	Hines	Hujsak	Chance	McKenzie	Chester	Powell	Dohm
4/12	at Ole Miss*	Larry	Mershon	Jordan	Hines	Hujsak	Chance	Downs	Kohler	Long	Stephen
4/13	at Ole Miss*	Larry	Mershon	Jordan	Hines	Hujsak	Chance	Spalitta	Kohler	Long	Cijntje
4/14	at Ole Miss*	Mershon	Hines	Jordan	Hujsak	Chance	Larry	O'Brien	Long	Kohler	Siary
4/16	Alcorn State	Larry	Mershon	Jordan	Hines	Hujsak	Chance	Kohler	Powell	Pulliam	Kohn
4/19	Auburn*	Larry	Mershon	Jordan	Hines	Hujsak	Chance	Kohler	Pulliam	Long	Stephen
4/21	Auburn - G1*	Larry	Mershon	Jordan	Hines	Hujsak	Chance	Kohler	Pulliam	Long	Cijntje
4/21	Auburn - G2*	Larry	Mershon	Jordan	Hines	Hujsak	Chance	Kohler	Pulliam	Powell	Auger
4/23	at Memphis	Larry	Mershon	Jordan	Hines	Hujsak	Chance	Kohler	Pulliam	Powell	Kohn
4/26	at Vanderbilt*										
4/27	at Vanderbilt*										
4/28	at Vanderbilt*										
4/30	vs. Ole Miss (1)										
5/3	Alabama*										
5/4	Alabama*										
5/5	Alabama*										
5/10	at Arkansas*										
5/11	at Arkansas*										
5/12	at Arkansas*										
5/14	North Alabama										
5/16	Missouri*										
5/17	Missouri*										
5/18	Missouri*										

* - Southeastern Conference game | (1) - Trustmark Park; Pearl, Miss. | (2) - Shuckers Ballpark; Biloxi, Miss.

2024 GAME-BY-GAME STARTERS (POSITION)

DATE	OPPONENT	C	1B	2B	3B	SS	LF	CF	RF	DH	SP
2/16	Air Force	Long	Hines	Larry	Kohler	Cupp	Chance	Hujsak	Jordan	Downs	Dohm
2/17	Air Force	Powell	Hines	Larry	Chester	Cupp	Chance	Hujsak	Jordan	Highfill	Stephen
2/18	Air Force	Long	Hines	Larry	Chester	Cupp	Chance	Hujsak	Jordan	McKenzie	Cijntje
2/20	Austin Peay	Powell	Hines	Larry	Chester	Cupp	Chance	Hujsak	Jordan	Highfill	Siary
2/21	Austin Peay	Long	Hines	Larry	Chester	Cupp	Chance	Hujsak	Jordan	Highfill	Hardin
2/23	Georgia Southern	Long	Hines	Larry	Kohler	Cupp	Chance	Hujsak	Jordan	Mershon	Dohm
2/24	Georgia Southern	Powell	Hines	Larry	Kohler	Cupp	Chance	Hujsak	Jordan	Mershon	Stephen
2/25	Georgia Southern	Long	Hines	Larry	Kohler	Cupp	Chance	Jordan	Downs	Mershon	Cijntje
2/27	Jackson State	Powell	Hines	Larry	Kohler	Cupp	Chance	Hujsak	Jordan	Mershon	Holcombe
2/29	Mount St. Mary's	Long	Hines	Mershon	Kohler	Cupp	Chance	Jordan	Stevens	Larry	Dohm
3/2	Mount St. Mary's - G1	Powell	Hines	Mershon	Kohler	Cupp	Chance	Hujsak	Jordan	Larry	Stephen
3/2	Mount St. Mary's - G2	Long	Hines	Mershon	Kohler	Cupp	Chance	Hujsak	Jordan	Larry	Cijntje
3/5	vs. Southern Miss (1)	Powell	Hines	Mershon	Kohler	Cupp	Chance	Hujsak	Jordan	Larry	Ligon
3/8	Evansville	Long	Hines	Mershon	Kohler	Cupp	Chance	Jordan	Stevens	Larry	Dohm
3/9	Evansville	Powell	Hines	Mershon	Kohler	Cupp	Downs	Hujsak	Jordan	Larry	Stephen
3/10	Evansville	Long	Hines	Mershon	Kohler	Cupp	Downs	Hujsak	Jordan	Larry	Cijntje
3/12	vs. South Alabama (2)	Powell	Hines	Mershon	Kohler	Cupp	Chance	Hujsak	Jordan	Larry	Loftin
3/13	vs. New Orleans (2)	Long	Hines	Mershon	Kohler	Cupp	Stevens	Hujsak	Jordan	Larry	Hardin
3/15	LSU*	Long	Hines	Mershon	Kohler	Cupp	Downs	Hujsak	Jordan	Larry	Siary
3/16	LSU*	Powell	Hines	Larry	Kohler	Mershon	Downs	Hujsak	Jordan	Chance	Stephen
3/17	LSU*	Long	Hines	Larry	Kohler	Mershon	Downs	Hujsak	Jordan	Chance	Cijntje
3/19	Memphis	Powell	Hines	Larry	Kohler	Mershon	Downs	Hujsak	Jordan	Chance	Loftin
3/21	at Texas A&M*	Long	Hines	Mershon	Kohler	Cupp	Downs	Hujsak	Jordan	Larry	Siary
3/22	at Texas A&M*	Long	Hines	Larry	Kohler	Mershon	Downs	Hujsak	Jordan	Chance	Stephen
3/23	at Texas A&M*	Long	Hines	Larry	Kohler	Mershon	Downs	Hujsak	Jordan	Chance	Cijntje
3/26	at Samford	Spalitta	Hines	Larry	Kohler	Mershon	Downs	Hujsak	Jordan	Stevens	Kohn
3/29	at Florida*	Long	Hines	Larry	Kohler	Mershon	Downs	Hujsak	Jordan	Chance	Stephen
3/30	at Florida*	Long	Hines	Larry	Chester	Mershon	Downs	Hujsak	Jordan	Chance	Cijntje
3/31	at Florida*	Long	Hines	Larry	Chester	Mershon	Downs	Hujsak	Jordan	Chance	Ligon
4/2	Central Arkansas	Spalitta	Hines	Larry	Chester	Mershon	Chance	Hujsak	Jordan	Stevens	Stevens
4/5	Georgia*	Long	Hines	Larry	Kohler	Mershon	Chance	Hujsak	Jordan	McKenzie	Stephen
4/6	Georgia*	Long	Hines	Larry	Kohler	Mershon	Chance	Hujsak	Jordan	Downs	Cijntje
4/7	Georgia*	Powell	Hines	Larry	Chester	Mershon	Chance	Hujsak	Jordan	McKenzie	Dohm
4/12	at Ole Miss*	Long	Hines	Larry	Kohler	Mershon	Chance	Hujsak	Jordan	Downs	Stephen
4/13	at Ole Miss*	Long	Hines	Larry	Kohler	Mershon	Chance	Hujsak	Jordan	Spalitta	Cijntje
4/14	at Ole Miss*	Long	Hines	Larry	Kohler	Mershon	Chance	Hujsak	Jordan	O'Brien	Siary
4/16	Alcorn State	Powell	Hines	Pulliam	Kohler	Mershon	Chance	Hujsak	Jordan	Larry	Kohn
4/19	Auburn*	Long	Hines	Pulliam	Kohler	Mershon	Chance	Hujsak	Jordan	Larry	Stephen
4/21	Auburn - G1*	Long	Hines	Pulliam	Kohler	Mershon	Chance	Hujsak	Jordan	Larry	Cijntje
4/21	Auburn - G2*	Powell	Hines	Pulliam	Kohler	Mershon	Chance	Hujsak	Jordan	Larry	Auger
4/23	at Memphis	Powell	Hines	Pulliam	Kohler	Mershon	Chance	Hujsak	Jordan	Larry	Kohn
4/26	at Vanderbilt*										
4/27	at Vanderbilt*										
4/28	at Vanderbilt*										
4/30	vs. Ole Miss (1)										
5/3	Alabama*										
5/4	Alabama*										
5/5	Alabama*										
5/10	at Arkansas*										
5/11	at Arkansas*										
5/12	at Arkansas*										
5/14	North Alabama										
5/16	Missouri*										
5/17	Missouri*										
5/18	Missouri*										

* - Southeastern Conference game | (1) - Trustmark Park; Pearl, Miss. | (2) - Shuckers Ballpark; Biloxi, Miss.



2024 TV/MEDIA ROSTER



2 | Cam Schuelke
RHP | R/R | Sr./Jr.
Dorr, Mich.



3 | David Mershon
IF | S/R | So./So.
Taylors, S.C.



4 | Mikhail Grant
RHP | R/R | Fr./Fr.
Stockbridge, Ga.



5 | Aaron Downs
IF/OF | R/R | Jr./Jr.
Pella, Iowa



6 | Logan Forsythe
RHP | R/R | So./So.
D'Iberville, Miss.



7 | Connor Hujsak
IF/OF | R/R | Sr./Sr.
Goffstown, N.H.



8 | Amani Larry
IF | R/R | Sr./Sr.
Bossier City, La.



9 | Pico Kohn
LHP | L/L | Jr./So.
Verben, Ala.



10 | Dylan Cupp
IF | R/R | Fr./Fr.
Cedartown, Ga.



11 | KK Clark
RHP | R/R | Fr./Fr.
Brandon, Miss.



12 | Evan Siary
RHP | R/R | So./So.
Columbus, Miss.



13 | Nate Chester
IF | R/R | Jr./Jr.
Kansas City, Mo.




14 | Khal Stephen
RHP | R/R | Jr./Jr.
Williamsport, Ind.



15 | Luke Dotson
IF/LHP | L/L | Fr./Fr.
Marietta, Ga.



16 | Cole Cheatham
LHP | L/L | Jr./Jr.
Ardmore, Ala.



17 | Stone Simmons
RHP | R/R | Gr./Jr.
Houston, Texas



18 | Johnny Long
C | R/R | Gr./Gr.
Naples, Fla.



19 | Max Miller
LHP | L/L | So./So.
Vance, Miss.



20 | Will Passeau
RHP | R/R | Jr./Jr.
Mobile, Ala.



21 | Colby Holcombe
RHP | R/R | Jr./Jr.
Florence, Ala.



22 | Ross Highfill
C | R/R | So./So.
Madison, Miss.



23 | Jackson Owen
C | R/R | Jr./Jr.
Starkville, Miss.




24 | Jace Norton
IF | R/R | Fr./Fr.
Auburn, Ala.



25 | Nate Dohm
RHP | R/R | Jr./Jr.
Zionsville, Ind.



26 | Tyson Hardin
RHP | R/R | Jr./Jr.
Dover, Fla.



27 | Gavin Black
RHP | L/R | So./So.
Bogart, Ga.



28 | Gage Haley
RHP | R/R | Fr./Fr.
Southaven, Miss.



30 | Bradley Loftin
LHP | L/L | So./So.
Southaven, Miss.



31 | Karson Ligon
RHP | R/R | Jr./Jr.
Sarasota, Fla.



32 | Michael O'Brien
OF | L/L | Fr./Fr.
River Ridge, La.



33 | Rives Reynolds
OF | R/R | Fr./Fr.
Flowood, Miss.



36 | Nolan Stevens
IF/OF/LHP | L/L | Fr./Fr.
Elk Grove, Calif.



37 | Brett House
IF/OF | R/R | Fr./Fr.
Hoschton, Ga.



38 | Bryce Chance
OF | R/R | Jr./So.
Ridgeland, Miss.



40 | Logan Kohler
IF | L/R | Sr./Sr.
Little Elm, Texas



41 | Ethan Pulliam
IF/OF | R/R | Fr./Fr.
Starkville, Miss.




42 | Dakota Jordan
OF | R/R | So./So.
Canton, Miss.



43 | Steven Spalitta
IF/C | L/R | Fr./Fr.
Mandeville, La.



44 | Hunter Hines
IF/OF | L/R | Jr./Jr.
Madison, Miss.



45 | Tyler Davis
LHP | L/L | Sr./Sr.
Newport News, Va.



46 | Jackson McKenzie
INF/OF/LHP | L/L | Fr./Fr.
Pace, Fla.



48 | Brooks Auger
RHP | R/R | Sr./Jr.
Farmville, La.



50 | Jurrangelo Cijntje
BHP | S/S | So./So.
Pembroke Pines, Fla.



55 | Joe Powell
C | R/R | Sr./Sr.
Mason, Ohio



-- | Will Gibbs
RHP | R/R | So./So.
Flowood, Miss.

HITTER PROFILES

3 DAVID MERSHON

INF | S/R | SO. | 5-8 | 165
TAYLORS, S.C. / EASTSIDE HS

QUICK HITS

- Has seven members of his family that have played at the collegiate level or higher
- Started 25 of his 30 games played with 17 at shortstop as a true freshman
- Had a career-long 12 game hitting streak from (Feb. 23 - March 12)
- Has started games at second base (11), shortstop (25) and DH (4)
- Hitting .500 over the last five games (6-for-12) with six runs cored

SINGLE GAME CAREER HIGHS

At Bats	6	at Samford (3/26/24)
Hits	4	vs. Georgia Southern (2/25/24)
Runs Scored	4	vs. Memphis (3/19/24)
Runs Batted In	4	2x last vs. Jackson State (2/27/24)
Doubles	1	12x last at Memphis (4/23/24)
Triples	1	2x last vs Mount St. Mary's (3/2/24)
Home Runs	1	2x last at Florida (3/31/24)
Walks	3	vs Alcorn State (4/16/24)
Stolen Bases	4	vs LSU (3/15/24)

MISCELLANEOUS STATS

	2024	CAREER
2 Hit Game	7	12
3 Hit Game	4	7
4+ Hit Game	1	1
2 RBI Game	5	9
3 RBI Game	--	1
4+ RBI Game	1	2

MERSHON'S GAME-BY-GAME HITTING STATS

DATE	OPP	POS	AB	R	H	RBI	2B	3B	HR	BB	K	SB	CS	AVG
2/23	Georgia Southern	DH	3	0	1	1	0	0	0	0	0	0	0	.333
2/24	Georgia Southern	DH	5	0	1	2	0	0	0	0	0	0	0	.250
2/25	Georgia Southern	DH	5	1	4	2	1	0	0	0	0	1	0	.462
2/27	Jackson State	DH	3	3	1	4	0	1	0	2	1	0	0	.438
2/29	Mount St. Mary's	2B	4	2	3	1	0	0	0	0	0	0	0	.500
3/2	Mount St. Mary's	2B	4	1	3	1	1	1	0	0	0	1	0	.542
3/2	Mount St. Mary's	2B	4	0	1	1	0	0	0	0	2	0	0	.500
3/5	vs Southern Miss	2B	3	1	1	1	1	0	0	1	0	1	0	.484
3/8	Evansville	2B	4	1	1	0	1	0	0	1	2	0	0	.457
3/9	Evansville	2B	4	2	1	0	1	0	0	1	1	0	0	.436
3/10	Evansville	2B	4	1	2	1	0	0	0	1	1	0	0	.442
3/12	vs South Alabama	2B	5	1	2	0	1	0	0	0	0	1	0	.438
3/13	vs New Orleans	2B	4	0	0	0	0	0	0	1	0	0	0	.404
3/15	LSU	2B/SS	4	2	0	0	0	0	0	1	2	4	0	.375
3/16	LSU	SS	5	0	1	1	1	0	0	0	1	0	0	.361
3/17	LSU	SS	5	2	2	0	0	0	0	0	2	0	0	.364
3/19	Memphis	SS	5	4	3	1	1	0	1	1	0	0	0	.380
3/21	at Texas A&M	2B	4	1	1	1	0	0	0	0	3	0	0	.373
3/22	at Texas A&M	SS	4	1	2	0	0	0	0	0	1	0	0	.380
3/23	at Texas A&M	SS	4	0	0	0	0	0	0	0	2	0	0	.361
3/26	at Samford	SS	6	0	1	2	0	0	0	0	1	0	0	.348
3/29	at Florida	SS	2	1	0	1	0	0	0	2	0	1	0	.341
3/30	at Florida	SS	3	2	1	1	0	0	1	2	0	1	0	.340
3/31	at Florida	SS	4	1	1	1	0	0	0	0	1	0	0	.337
4/2	Central Arkansas	SS	3	0	1	1	0	0	0	2	0	1	0	.337
4/5	Georgia	SS	4	1	2	0	0	0	0	0	1	1	0	.343
4/6	Georgia	SS	2	0	1	0	0	0	0	1	0	1	0	.346
4/7	Georgia	SS	4	1	0	0	0	0	0	0	1	0	0	.333
4/12	at Ole Miss	SS	5	1	2	2	0	0	0	0	0	1	0	.336
4/13	at Ole Miss	SS	5	0	2	2	0	0	0	1	0	1	0	.339
4/14	at Ole Miss	SS	4	1	0	0	0	0	0	0	3	0	0	.328
4/16	Alcorn State	SS	0	2	0	0	0	0	0	3	0	2	0	.328
4/19	Auburn	SS	2	1	1	1	0	0	0	2	1	1	0	.331
4/21	Auburn	SS	2	1	1	0	0	0	0	2	0	0	0	.333
4/21	Auburn	SS	3	0	1	0	0	0	0	1	0	0	0	.333
4/23	at Memphis	SS	5	2	3	0	1	0	0	0	0	0	0	.343
TOTALS			137	37	47	28	9	2	2	26	26	18	0	.343

CAREER HITTING STATS

YEAR	AVG	GP-GS	AB	R	H	2B	3B	HR	RBI	TB	SLG%	BB	HP	SO	GDP	OB%	SF	SH
2023	.280	30-25	82	16	23	2	0	0	5	25	.305	20	1	17	1	.427	0	4
2024	.343	36-36	137	37	47	9	2	2	28	66	.482	26	3	26	1	.447	4	2
TOTAL	.320	66-61	219	53	70	11	2	2	33	91	.416	46	4	43	2	.440	4	6



HITTER PROFILES

5 AARON DOWNS

INF/OF | R/R | JR. | 6-0 | 210
PELLA, IOWA / HERITAGE ACADEMY

QUICK HITS

- Picked up the game-winning hit against New Orleans
- Started 13 games in left field, one in right field and one as DH

SINGLE GAME CAREER HIGHS

At Bats	5	4x last at Texas A&M (3/22/24)
Hits	4	vs LSU (3/17/24)
Runs Scored	3	vs. Arkansas State (3/21/23)
Runs Batted In	3	vs Memphis (3/19/24)
Doubles	1	3x last vs LSU (3/17/24)
Triples	--	
Home Runs	--	
Walks	2	vs. Arkansas State (3/21/23)
Stolen Bases	--	

MISCELLANEOUS STATS

	2024	CAREER
2 Hit Game	4	7
3 Hit Game	--	--
4+ Hit Game	1	1
2 RBI Game	1	2
3 RBI Game	1	1
4+ RBI Game	--	--

DOWNS' GAME-BY-GAME HITTING STATS

DATE	OPP	POS	AB	R	H	RBI	2B	3B	HR	BB	K	SB	CS	AVG
2/16	Air Force	DH	4	0	1	0	1	0	0	0	3	0	0	.250
2/25	Georgia Southern	RF	3	0	0	0	0	0	0	0	1	0	0	.143
2/27	Jackson State	PH/LF	0	0	0	0	0	0	0	1	0	0	0	.143
3/9	Evansville	LF	3	1	1	0	0	0	0	1	1	0	0	.200
3/10	Evansville	LF	3	1	2	0	0	0	0	1	0	0	0	.308
3/12	vs South Alabama	PH/LF	2	0	0	0	0	0	0	0	0	0	0	.267
3/13	vs New Orleans	PH	1	0	1	1	0	0	0	0	0	0	0	.313
3/15	LSU	LF	5	2	2	1	0	0	0	0	0	0	0	.333
3/16	LSU	LF	4	2	1	0	0	0	0	1	1	0	0	.320
3/17	LSU	LF	5	1	4	2	1	0	0	0	0	0	0	.400
3/19	Memphis	LF	5	1	2	3	0	0	0	1	1	0	0	.400
3/21	at Texas A&M	LF	4	0	0	0	0	0	0	0	1	0	0	.359
3/22	at Texas A&M	LF	5	1	1	0	0	0	0	0	3	0	0	.341
3/23	at Texas A&M	LF	3	0	0	0	0	0	0	0	3	0	0	.319
3/26	at Samford	LF	4	1	2	0	0	0	0	1	1	0	0	.333
3/29	at Florida	LF	4	1	1	0	0	0	0	0	3	0	0	.327
3/30	at Florida	LF	4	0	1	0	0	0	0	1	3	0	0	.322
3/31	at Florida	LF	2	0	0	1	0	0	0	1	2	0	0	.311
4/6	Georgia	DH	2	0	0	0	0	0	0	0	0	0	0	.302
4/7	Georgia	PH/DH	1	0	0	0	0	0	0	1	1	0	0	.297
4/12	at Ole Miss	DH	2	1	0	0	0	0	0	1	1	0	0	.288
4/16	Alcorn State	PH/LF	1	0	0	0	0	0	0	0	0	0	0	.284
4/21	Auburn	PR	0	0	0	0	0	0	0	0	0	0	0	.284
TOTALS			67	12	19	8	2	0	0	10	25	0	0	.284

CAREER HITTING STATS

YEAR	AVG	GP-GS	AB	R	H	2B	3B	HR	RBI	TB	SLG%	BB	HP	SO	GDP	OB%	SF	SH
2022	.206	18-7	34	5	7	3	0	0	2	10	.294	4	1	15	0	.308	0	1
2023	.261	19-2	23	4	6	0	0	0	1	6	.261	5	0	9	1	.393	0	0
2024	.284	23-17	67	12	19	2	0	0	8	21	.313	10	1	25	2	.385	0	2
TOTAL	.258	60-26	124	21	32	5	0	0	11	37	.298	19	2	49	3	.366	0	3

HITTER PROFILES

7 CONNOR HUJSAK

INF/OF | R/R | SR. | 6-2 | 200
GOFFSTOWN, N.H. / GOFFSTOWN HS / VCU

QUICK HITS

- Hitting .350 over the Dawgs last five games
- Had his career-long 11 game hitting streak this season
- Hitting .357 in SEC play
- Five of his seven homers have come during SEC play

SINGLE GAME CAREER HIGHS

At Bats	6	vs. UMass (5/14/22)*
Hits	4	vs. Old Dominion (5/10/22)*
Runs Scored	3	4x last vs Memphis (3/19/24)
Runs Batted In	6	at Florida (3/30/24)
Doubles	2	2x last vs Mount St. Mary's (2/29/24)
Triples	1	3x last vs. Memphis (3/19/24)
Home Runs	2	2x last at Florida (3/30/24)
Walks	2	2x last at Ole Miss (4/13/24)
Stolen Bases	4	vs. George Washington (5/7/22)*

*Career-highs from VCU

MISCELLANEOUS STATS

	2024	CAREER
2 Hit Game	10	26
3 Hit Game	3	11
4+ Hit Game	--	2
2 RBI Game	4	26
3 RBI Game	3	10
4+ RBI Game	2	4

HUJSAK'S GAME-BY-GAME HITTING STATS

DATE	OPP	POS	AB	R	H	RBI	2B	3B	HR	BB	K	SB	CS	AVG
2/16	Air Force	CF	4	0	1	1	0	1	0	0	0	0	0	.250
2/17	Air Force	CF	2	0	0	0	0	0	0	1	0	0	0	.167
2/18	Air Force	CF	4	0	1	2	0	0	0	0	1	0	0	.200
2/20	Austin Peay	CF	3	0	0	0	0	0	0	0	2	0	0	.154
2/21	Austin Peay	CF	2	1	0	1	0	0	0	1	1	0	0	.133
2/23	Georgia Southern	CF	4	1	1	0	1	0	0	0	1	0	0	.158
2/24	Georgia Southern	CF	3	0	1	0	0	0	0	0	2	0	0	.182
2/25	Georgia Southern	CF	2	1	2	3	0	0	0	0	0	1	0	.250
2/27	Jackson State	CF	1	2	0	0	0	0	0	1	0	0	0	.240
2/29	Mount St. Mary's	PR/CF	2	2	2	2	2	0	0	0	0	1	0	.296
3/2	Mount St. Mary's	CF	4	2	2	0	1	0	0	0	0	0	0	.323
3/2	Mount St. Mary's	CF	3	1	1	0	0	0	0	0	1	0	0	.324
3/5	vs Southern Miss	CF	3	0	0	0	0	0	0	0	2	0	0	.297
3/8	Evansville	PR/CF	1	0	0	0	0	0	0	0	0	0	0	.289
3/9	Evansville	CF	4	1	1	1	0	0	0	0	0	0	0	.286
3/10	Evansville	CF	4	3	3	3	0	0	1	0	0	0	0	.340
3/12	vs South Alabama	CF	4	1	2	0	1	0	0	0	0	1	0	.340
3/13	vs New Orleans	CF	5	1	1	0	0	0	0	0	0	0	0	.327
3/15	LSU	CF	5	2	3	1	0	0	0	0	0	0	0	.350
3/16	LSU	CF	3	1	1	0	0	0	0	1	1	0	0	.349
3/17	LSU	CF	4	3	2	2	1	0	0	1	0	0	0	.358
3/19	Memphis	CF	4	3	2	4	0	1	1	1	0	0	0	.366
3/21	at Texas A&M	CF	4	0	1	0	1	0	0	0	0	0	0	.360
3/22	at Texas A&M	CF	5	1	2	0	0	0	0	0	0	0	0	.363
3/23	at Texas A&M	CF	3	1	1	0	0	0	0	0	0	0	0	.361
3/26	at Samford	CF	5	0	0	0	0	0	0	0	1	0	0	.341
3/29	at Florida	CF	5	1	1	0	0	0	0	0	2	1	0	.333
3/30	at Florida	CF	5	2	3	6	1	0	2	0	0	0	0	.347
3/31	at Florida	CF	3	1	1	0	1	0	0	1	0	0	0	.347
4/2	Central Arkansas	CF	3	1	1	0	0	0	0	1	1	0	0	.346
4/5	Georgia	CF	3	2	1	3	0	0	1	1	1	0	0	.346
4/6	Georgia	CF	3	0	0	0	0	0	0	1	1	0	0	.336
4/7	Georgia	CF	4	2	1	1	0	0	1	1	0	1	0	.333
4/12	at Ole Miss	CF	3	1	1	0	0	0	0	0	0	1	0	.333
4/13	at Ole Miss	CF	4	1	1	1	0	0	1	2	2	1	0	.331
4/14	at Ole Miss	CF	3	0	0	0	0	0	0	0	0	0	0	.323
4/16	Alcorn State	CF	2	0	0	1	0	0	0	1	1	0	0	.317
4/19	Auburn	CF	5	1	2	2	1	0	0	0	1	0	0	.321
4/21	Auburn	CF	4	1	2	0	0	0	0	0	0	0	0	.326
4/21	Auburn	CF	4	1	2	1	0	0	0	0	0	0	0	.331
4/23	at Memphis	CF	5	0	1	1	0	0	0	0	0	0	0	.326
TOTALS			144	41	47	36	10	2	7	14	21	8	0	.326

CAREER HITTING STATS

YEAR	AVG	GP-GS	AB	R	H	2B	3B	HR	RBI	TB	SLG%	BB	HP	SO	GDP	OB%	SF	SH
2021*	.239	49-48	176	42	42	12	3	7	35	81	.460	25	5	55	1	.346	2	4
2022*	.289	62-61	253	39	73	20	2	12	55	133	.526	25	5	51	1	.363	1	1
2023	.238	25-6	42	6	10	3	0	2	9	19	.452	2	1	10	1	.277	2	0
2024	.326	41-38	144	41	47	10	2	7	36	82	.569	14	8	21	4	.416	0	2
TOTAL	.273	177-153	615	128	172	45	7	28	135	315	.502	66	19	137	7	.351	5	7

*Statistics from VCU



HITTER PROFILES

8 AMANI LARRY

INF | R/R | SR. | 5-11 | 190
BOSSIER CITY, LA. / PARKAWAY HS / NEW ORLEANS

QUICK HITS

- Hit first home run of the season vs. Austin Peay (2/21) and his second at Florida (3/30)
- Fourth on team with 34 runs scored

SINGLE GAME CAREER HIGHS

At Bats	7	vs. Oklahoma (3/18/22)*
Hits	4	vs. VMI (2/17/23)
Runs Scored	4	2x last vs. Jackson State (2/27/24)
Runs Batted In	6	vs. Oklahoma (3/18/22)*
Doubles	2	2x last at Auburn (4/23/23)
Triples	1	vs. UIW (5/7/22)*
Home Runs	2	vs Texas A&M (5/18/23)
Walks	4	vs Mount St. Mary's (2/29/24)
Stolen Bases	3	vs. Nicholls (3/14/23)

*Career-highs from New Orleans

MISCELLANEOUS STATS

	2024	CAREER
2 Hit Game	7	35
3 Hit Game	1	12
4+ Hit Game	--	1
2 RBI Game	1	12
3 RBI Game	1	7
4+ RBI Game	--	4

LARRY'S GAME-BY-GAME HITTING STATS

DATE	OPP	POS	AB	R	H	RBI	2B	3B	HR	BB	K	SB	CS	AVG
2/16	Air Force	2B	5	2	1	0	1	0	0	0	0	0	0	.200
2/17	Air Force	2B	5	0	3	0	1	0	0	0	0	0	1	.400
2/18	Air Force	2B	5	1	1	0	1	0	0	0	0	0	0	.333
2/20	Austin Peay	2B	3	0	1	0	0	0	0	1	0	1	0	.333
2/21	Austin Peay	2B	5	3	2	1	0	0	1	1	1	0	0	.348
2/23	Georgia Southern	2B	4	1	2	0	1	0	0	1	0	0	0	.370
2/24	Georgia Southern	2B	4	1	1	1	0	0	0	0	2	0	0	.355
2/25	Georgia Southern	2B	3	2	2	1	0	0	0	1	0	1	0	.382
2/27	Jackson State	2B	3	4	2	0	0	0	0	2	0	0	0	.405
2/29	Mount St. Mary's	DH	1	1	0	1	0	0	0	4	0	0	1	.395
3/2	Mount St. Mary's	DH	3	1	1	1	0	0	0	0	0	0	0	.390
3/2	Mount St. Mary's	DH	3	0	0	0	0	0	0	1	2	0	0	.364
3/5	vs Southern Miss	DH	4	1	0	0	0	0	0	0	1	0	0	.333
3/8	Evansville	DH	3	2	1	0	1	0	0	2	0	0	0	.333
3/9	Evansville	DH	4	0	0	0	0	0	0	0	1	0	0	.309
3/10	Evansville	DH	5	0	1	2	0	0	0	0	0	1	0	.300
3/12	vs South Alabama	DH	5	1	2	3	1	0	1	0	0	0	0	.308
3/13	vs New Orleans	DH	3	0	1	0	0	0	0	1	0	0	0	.309
3/15	LSU	DH	5	0	2	1	0	0	0	0	1	0	0	.315
3/16	LSU	2B	2	0	1	1	0	0	0	2	0	0	0	.320
3/17	LSU	2B	4	1	1	1	1	0	0	2	1	0	0	.316
3/19	Memphis	2B	6	1	2	1	0	0	0	0	0	0	0	.318
3/21	at Texas A&M	DH	5	0	1	0	0	0	0	0	2	0	0	.311
3/22	at Texas A&M	2B	4	1	1	0	0	0	0	0	1	0	0	.309
3/23	at Texas A&M	2B	4	0	0	0	0	0	0	0	1	0	0	.296
3/26	at Samford	2B	3	2	1	0	0	0	0	0	0	1	0	.297
3/29	at Florida	2B	4	0	0	1	0	0	0	0	2	0	0	.286
3/30	at Florida	2B	5	0	1	1	0	0	0	0	1	0	0	.282
3/31	at Florida	2B	2	0	0	0	0	0	0	0	2	0	0	.277
4/2	Central Arkansas	2B	3	1	0	0	0	0	0	1	0	0	0	.270
4/5	Georgia	2B	4	1	1	1	0	0	1	0	1	0	0	.269
4/6	Georgia	2B	3	0	0	0	0	0	0	0	1	0	0	.262
4/7	Georgia	2B	2	1	0	0	0	0	0	1	0	0	0	.258
4/12	at Ole Miss	2B	5	0	0	1	0	0	0	0	0	0	0	.248
4/13	at Ole Miss	2B	4	2	1	0	1	0	0	2	2	0	0	.248
4/14	at Ole Miss	2B	3	0	1	0	0	0	0	0	0	0	0	.250
4/16	Alcorn State	DH	3	2	1	0	1	0	0	1	1	2	0	.252
4/19	Auburn	DH	4	0	0	1	0	0	0	0	1	0	0	.245
4/21	Auburn	DH	4	0	1	0	0	0	0	0	1	0	0	.245
4/21	Auburn	DH	4	0	1	0	1	0	0	0	0	0	0	.245
4/23	at Memphis	DH	2	2	0	0	0	0	0	3	1	1	0	.242
TOTALS			153	34	37	19	10	0	3	26	26	7	2	.242

CAREER HITTING STATS

YEAR	AVG	GP-GS	AB	R	H	2B	3B	HR	RBI	TB	SLG%	BB	HP	SO	GDP	OB%	SF	SH
2022*	.370	53-53	211	67	78	13	2	9	56	122	.578	32	12	29	2	.477	1	2
2023	.297	53-52	172	59	51	16	0	7	30	88	.512	34	17	26	5	.451	3	4
2024	.242	41-41	153	34	37	10	0	3	19	56	.366	26	14	26	3	.395	2	6
TOTAL	.303	147-146	533	160	166	39	2	19	105	266	.485	92	43	81	10	.441	6	12

* Statistics from New Orleans

HITTER PROFILES

10 DYLAN CUPP

INF | R/R | FR. | 6-0 | 180
Gedartown, Ga. / Cedartown HS

QUICK HITS

- Set a career-high with four hits against Evansville on March 10

SINGLE GAME CAREER HIGHS

At Bats	5	vs Evansville (3/10/24)
Hits	4	vs. Evansville (3/10/24)
Runs Scored	2	3x last vs. Evansville (3/10/24)
Runs Batted In	3	vs. Evansville (3/10/24)
Doubles	1	4x last vs. Evansville (3/10/24)
Triples	--	--
Home Runs	--	--
Walks	3	vs. Air Force (2/16/24)
Stolen Bases	1	4x last vs. Evansville (3/10/24)

MISCELLANEOUS STATS

	2024	CAREER
2 Hit Game	1	1
3 Hit Game	--	--
4+ Hit Game	1	1
2 RBI Game	3	3
3 RBI Game	1	1
4+ RBI Game	--	--

CUPP'S GAME-BY-GAME HITTING STATS

DATE	OPP	POS	AB	R	H	RBI	2B	3B	HR	BB	K	SB	CS	AVG
2/16	Air Force	SS	1	1	0	0	0	0	0	3	0	1	0	.000
2/17	Air Force	SS	4	0	0	0	0	0	0	1	0	0	0	.000
2/18	Air Force	SS	4	0	0	0	0	0	0	1	0	0	0	.000
2/20	Austin Peay	SS	4	0	1	0	0	0	0	2	0	0	0	.077
2/21	Austin Peay	SS	4	2	1	1	0	0	0	1	1	0	0	.118
2/23	Georgia Southern	SS	2	0	1	2	0	0	0	0	0	0	0	.158
2/24	Georgia Southern	SS	2	1	1	0	0	0	0	2	0	0	0	.190
2/25	Georgia Southern	SS	4	0	0	0	0	0	0	1	0	0	0	.160
2/27	Jackson State	SS	4	2	2	0	1	0	0	1	1	0	0	.207
2/29	Mount St. Mary's	SS	2	1	0	1	0	0	0	1	0	0	0	.194
3/2	Mount St. Mary's	SS	3	0	1	2	1	0	0	0	0	0	0	.206
3/2	Mount St. Mary's	SS	2	1	1	2	0	0	0	0	0	0	0	.222
3/5	vs Southern Miss	SS	3	1	0	0	0	0	0	1	1	0	0	.205
3/8	Evansville	SS	4	0	0	0	0	0	0	2	0	0	0	.186
3/9	Evansville	SS	3	1	1	1	1	0	0	1	0	1	0	.196
3/10	Evansville	SS	5	2	4	3	1	0	0	1	1	0	0	.255
3/12	vs South Alabama	SS	3	0	1	0	0	0	0	1	0	0	0	.259
3/13	vs New Orleans	SS	3	0	0	0	0	0	0	1	1	0	0	.246
3/15	LSU	SS	3	0	1	0	0	0	0	0	0	0	0	.250
3/21	at Texas A&M	SS	3	0	0	0	0	0	0	1	0	0	0	.238
4/16	Alcorn State	SS	1	1	1	1	0	0	0	0	0	0	0	.250
TOTALS			64	13	16	13	4	0	0	11	13	4	0	.250

CAREER HITTING STATS

YEAR	AVG	GP-GS	AB	R	H	2B	3B	HR	RBI	TB	SLG%	BB	HP	SO	GDP	OB%	SF	SH
2024	.250	21-20	64	13	16	4	0	0	13	20	.313	11	1	13	1	.364	1	5
TOTAL	.250	21-20	64	13	16	4	0	0	13	20	.313	11	1	13	1	.364	1	5

13 NATE CHESTER

INF | R/R | JR. | 6-2 | 190
Kansas City, Mo. / Liberty North HS / John A. Logan CC

QUICK HITS

SINGLE GAME CAREER HIGHS

At Bats	5	at Florida (3/30/24)
Hits	1	8x last vs Alcorn State (4/16/24)
Runs Scored	1	8x last vs. Georgia (4/7/24)
Runs Batted In	1	3x last at Florida (3/30/24)
Doubles	1	vs. Georgia (4/7/24)
Triples	--	--
Home Runs	--	--
Walks	3	vs. Austin Peay (2/21/24)
Stolen Bases	--	--

MISCELLANEOUS STATS

	2024	CAREER
2 Hit Game	--	--
3 Hit Game	--	--
4+ Hit Game	--	--
2 RBI Game	--	--
3 RBI Game	--	--
4+ RBI Game	--	--

CHESTER'S GAME-BY-GAME HITTING STATS

DATE	OPP	POS	AB	R	H	RBI	2B	3B	HR	BB	K	SB	CS	AVG
2/16	Air Force	3B	1	1	0	0	0	0	0	1	0	0	0	.000
2/17	Air Force	3B	3	0	1	0	0	0	0	1	0	0	0	.250
2/18	Air Force	3B	2	1	1	0	0	0	0	2	0	0	0	.333
2/20	Austin Peay	3B	4	0	0	0	0	0	0	2	0	0	0	.200
2/21	Austin Peay	3B	2	1	0	1	0	0	0	3	0	0	0	.167
3/15	LSU	2B	0	0	0	0	0	0	0	0	0	0	0	.167
3/30	at Florida	3B	5	1	1	1	0	0	0	1	0	0	0	.176
3/31	at Florida	3B	3	0	0	0	0	0	0	0	0	0	0	.150
4/2	Central Arkansas	3B	2	1	0	0	0	0	0	1	0	0	0	.136
4/6	Georgia	PH/2B	1	0	0	0	0	0	0	0	0	0	0	.130
4/7	Georgia	3B	2	1	1	0	1	0	0	2	1	0	0	.160
4/13	at Ole Miss	2B	0	0	0	0	0	0	0	0	0	0	0	.160
4/16	Alcorn State	3B	1	0	1	0	0	0	0	0	0	0	0	.192
4/21	Auburn	2B	0	0	0	0	0	0	0	0	0	0	0	.192
4/21	Auburn	3B	0	0	0	0	0	0	0	0	0	0	0	.192
TOTALS			26	6	5	2	1	0	0	10	4	0	0	.192

CAREER HITTING STATS

YEAR	AVG	GP-GS	AB	R	H	2B	3B	HR	RBI	TB	SLG%	BB	HP	SO	GDP	OB%	SF	SH
2023	.211	15-4	19	2	4	1	0	0	2	5	.263	2	2	4	0	.348	0	0
2024	.192	15-8	26	6	5	1	0	0	2	6	.231	10	0	4	1	.417	0	1
TOTAL	.200	30-12	45	8	9	2	0	0	4	11	.244	12	2	8	1	.390	0	1



HITTER PROFILES

18 JOHNNY LONG

C | R/R | GR. | 5-11 | 190
NAPLES, FLA. / BARRON COLLIER HS / PITTSBURGH

QUICK HITS

- 2021 ASUN All-Freshman Team (Florida Gulf Coast)
- Picked up two RBIs on April 2nd against Central Arkansas
- Hit first Diamond Dawg home run at Ole Miss on April 13

SINGLE GAME CAREER HIGHS

At Bats	5	5x last at Ole Miss (4/13/24)
Hits	3	5x last vs California (4/29/23)*
Runs Scored	3	at Ole Miss (4/13/24)
Runs Batted In	3	2x last at Lipscomb (2/26/22)*
Doubles	1	8x last at Lipscomb (2/26/22)*
Triples	--	--
Home Runs	1	4x last at Ole Miss (4/13/24)
Walks	2	5x last at Ole Miss (4/13/24)
Stolen Bases	1	9x last at Samford (3/26/24)

*Statistics from FGCU & Pittsburgh

MISCELLANEOUS STATS

	2024	CAREER
2 Hit Game	2	17
3 Hit Game	--	5*
4+ Hit Game	--	--
2 RBI Game	2	12
3 RBI Game	--	2*
4+ RBI Game	--	--

*Statistics from FGCU & Pittsburgh

LONG'S GAME-BY-GAME HITTING STATS

DATE	OPP	POS	AB	R	H	RBI	2B	3B	HR	BB	K	SB	CS	AVG
2/16	Air Force	C	3	0	0	0	0	0	0	0	2	0	0	.000
2/18	Air Force	C	2	0	1	2	0	0	0	0	0	0	0	.200
2/20	Austin Peay	C	0	0	0	0	0	0	0	1	0	0	0	.200
2/21	Austin Peay	C	3	0	0	1	0	0	0	1	0	0	0	.125
2/23	Georgia Southern	C	2	1	1	0	0	0	0	0	0	0	0	.200
2/25	Georgia Southern	C	4	1	1	0	0	0	0	1	0	0	0	.214
2/29	Mount St. Mary's	C	3	1	1	0	0	0	0	0	1	0	0	.235
3/2	Mount St. Mary's	C	1	2	0	0	0	0	0	1	0	0	0	.222
3/5	vs Southern Miss	C	0	0	0	0	0	0	0	0	0	0	0	.222
3/8	Evansville	C	2	1	1	0	0	0	0	0	1	1	0	.250
3/10	Evansville	C	3	1	0	0	0	0	0	1	0	0	0	.217
3/13	vs New Orleans	C	3	0	0	0	0	0	0	1	0	0	0	.192
3/15	LSU	C	5	0	2	1	0	0	0	0	0	0	0	.226
3/16	LSU	C	1	0	0	0	0	0	0	0	0	0	0	.219
3/17	LSU	C	3	2	1	0	0	0	0	1	0	0	0	.229
3/19	Memphis	C	2	1	1	1	0	0	0	1	0	0	0	.243
3/21	at Texas A&M	C	2	1	1	0	0	0	0	1	0	0	0	.256
3/22	at Texas A&M	C	3	0	1	0	0	0	0	2	0	0	0	.262
3/23	at Texas A&M	C	3	0	0	0	0	0	0	2	0	0	0	.244
3/26	at Samford	C	2	1	1	0	0	0	0	0	0	1	0	.255
3/29	at Florida	C	3	1	1	0	0	0	0	1	0	0	0	.260
3/30	at Florida	C	4	0	1	1	0	0	0	1	0	0	0	.259
3/31	at Florida	C	3	1	0	0	0	0	0	1	1	0	0	.246
4/2	Central Arkansas	C	1	0	1	2	0	0	0	1	0	0	0	.259
4/5	Georgia	C	3	0	0	0	0	0	0	0	2	0	0	.246
4/6	Georgia	C	2	1	1	0	0	0	0	1	0	0	0	.254
4/12	at Ole Miss	C	2	1	0	0	0	0	0	2	0	0	0	.246
4/13	at Ole Miss	C	5	3	2	1	0	0	1	1	1	0	0	.257
4/14	at Ole Miss	C	2	0	0	0	0	0	0	0	0	0	0	.250
4/19	Auburn	C	2	0	0	0	0	0	0	1	0	0	0	.243
4/21	Auburn	C	3	0	0	0	0	0	0	0	1	0	0	.234
TOTALS			77	19	18	9	0	0	1	20	11	2	0	.234

CAREER HITTING STATS

YEAR	AVG	GP-GS	AB	R	H	2B	3B	HR	RBI	TB	SLG%	BB	HP	SO	GDP	OB%	SF	SH
2020*	.250	7-5	20	2	5	1	0	0	3	6	.300	1	0	3	1	.286	0	0
2021*	.289	42-39	128	24	37	6	0	1	18	46	.359	18	6	16	1	.399	1	2
2022^	.125	14-6	24	3	3	1	0	0	5	4	.167	5	1	6	1	.300	0	0
2023^	.250	31-28	92	14	23	0	0	2	12	29	.315	8	5	22	1	.343	0	1
2024	.234	31-25	77	19	18	0	0	1	9	21	.273	20	6	11	3	.427	0	6
TOTAL	.230	125-103	341	62	86	8	0	4	47	106	.283	52	18	58	7	.351	1	8

*Statistics Florida Gulf Coast

^Statistics from Pittsburgh



HITTER PROFILES

22 ROSS HIGHFILL

C | R/R | SO. | 6-0 | 200
MADISON, MISS. / MADISON CENTRAL HS

QUICK HITS

- Collected seven multiple RBI games in 2023
- Hit three home runs against Lipscomb in 2023, the first Dawg to do this since 2017
- In the 2023 series at Alabama, Highfill batted .545 collecting five RBIs, three home runs and a walk

SINGLE GAME CAREER HIGHS

At Bats	5	5x last at Alabama (4/6/23)
Hits	3	3x last at Alabama (4/6/23)
Runs Scored	3	2x last at Auburn (4/23/23)
Runs Batted In	4	2x last at Alabama (4/6/23)
Doubles	2	vs. ULM (2/22/23)
Triples	--	--
Home Runs	3	vs. Lipscomb (3/11/23)
Walks	3	at Auburn (4/23/23)
Stolen Bases	1	2x last at Auburn (4/23/23)

MISCELLANEOUS STATS

	2024	CAREER
2 Hit Game	--	3
3 Hit Game	--	3
4+ Hit Game	--	--
2 RBI Game	--	5
3 RBI Game	--	--
4+ RBI Game	--	2

HIGHFILL'S GAME-BY-GAME HITTING STATS

DATE	OPP	POS	AB	R	H	RBI	2B	3B	HR	BB	K	SB	CS	AVG
2/16	Air Force	PH	1	0	0	0	0	0	0	0	0	0	0	.000
2/17	Air Force	DH	3	0	1	1	0	0	0	0	0	0	0	.250
2/20	Austin Peay	DH	3	0	0	1	0	0	0	0	2	0	0	.143
2/21	Austin Peay	DH	3	1	0	0	0	0	0	1	2	0	0	.100
TOTALS			10	1	1	2	0	0	0	1	4	0	0	.100

CAREER HITTING STATS

YEAR	AVG	GP-GS	AB	R	H	2B	3B	HR	RBI	TB	SLG%	BB	HP	SO	GDP	OB%	SF	SH
2023	.231	39-36	121	25	28	8	0	9	28	63	.521	12	3	38	5	.312	2	4
2024	.100	4-3	10	1	1	0	0	0	2	1	.100	1	1	4	0	.214	2	0
TOTAL	.221	43-39	131	26	29	8	0	9	30	64	.489	13	4	42	5	.303	4	4

23 JACKSON OWEN

C | R/R | JR. | 5-10 | 200
STARKVILLE, MISS. / STARKVILLE HS / NORTHEAST MISSISSIPPI CC

QUICK HITS

- NJCAA Gold Glove winning catcher in 2023
- Coaching first base during 2024

SINGLE GAME CAREER HIGHS

At Bats	--	--
Hits	--	--
Runs Scored	--	--
Runs Batted In	--	--
Doubles	--	--
Triples	--	--
Home Runs	--	--
Walks	--	--
Stolen Bases	--	--

MISCELLANEOUS STATS

	2024	CAREER
2 Hit Game	--	--
3 Hit Game	--	--
4+ Hit Game	--	--
2 RBI Game	--	--
3 RBI Game	--	--
4+ RBI Game	--	--

OWEN'S GAME-BY-GAME HITTING STATS

DATE	OPP	POS	AB	R	H	RBI	2B	3B	HR	BB	K	SB	CS	AVG
TOTALS			0	0	0	0	0	0	0	0	0	0	0	.000

CAREER HITTING STATS

YEAR	AVG	GP-GS	AB	R	H	2B	3B	HR	RBI	TB	SLG%	BB	HP	SO	GDP	OB%	SF	SH
2024	.000	0-0	0	0	0	0	0	0	0	0	.000	0	0	0	0	.000	0	0
TOTAL	.000	0-0	0	0	0	0	0	0	0	0	.000	0	0	0	0	.000	0	0



HITTER PROFILES

24 JACE NORTON

INF | R/R | FR. | 6-3 | 190
AUBURN, ALA. / AUBURN HS

QUICK HITS

- Son of MLB player Greg Norton

SINGLE GAME CAREER HIGHS

At Bats	--	--
Hits	--	--
Runs Scored	--	--
Runs Batted In	--	--
Doubles	--	--
Triples	--	--
Home Runs	--	--
Walks	--	--
Stolen Bases	--	--

MISCELLANEOUS STATS

	2024	CAREER
2 Hit Game	--	--
3 Hit Game	--	--
4+ Hit Game	--	--
2 RBI Game	--	--
3 RBI Game	--	--
4+ RBI Game	--	--

NORTON'S GAME-BY-GAME HITTING STATS

DATE	OPP	POS	AB	R	H	RBI	2B	3B	HR	BB	K	SB	CS	AVG
TOTALS			0	0	0	0	0	0	0	0	0	0	0	.000

CAREER HITTING STATS

YEAR	AVG	GP-GS	AB	R	H	2B	3B	HR	RBI	TB	SLG%	BB	HP	SO	GDP	OB%	SF	SH
2024	.000	0-0	0	0	0	0	0	0	0	0	.000	0	0	0	0	.000	0	0
TOTAL	.000	0-0	0	0	0	0	0	0	0	0	.000	0	0	0	0	.000	0	0

32 MICHAEL O'BREIN

OF | L/L | FR. | 6-0 | 175
RIVER RIDGE, LA. / JOHN CURTIS CHRISTIAN

QUICK HITS

- Drew his first plate appearances as a Dawg on March 10 and drew a walk

SINGLE GAME CAREER HIGHS

At Bats	2	2x last at Ole Miss (4/14/24)
Hits	--	--
Runs Scored	1	2x last at Ole Miss (4/13/24)
Runs Batted In	1	vs Alcorn State (4/16/24)
Doubles	--	--
Triples	--	--
Home Runs	--	--
Walks	1	3x last vs Alcorn State (4/16/24)
Stolen Bases	1	vs. Evansville (3/10/24)

MISCELLANEOUS STATS

	2024	CAREER
2 Hit Game	--	--
3 Hit Game	--	--
4+ Hit Game	--	--
2 RBI Game	--	--
3 RBI Game	--	--
4+ RBI Game	--	--

O'BREIN'S GAME-BY-GAME HITTING STATS

DATE	OPP	POS	AB	R	H	RBI	2B	3B	HR	BB	K	SB	CS	AVG
2/18	Air Force	RF	0	0	0	0	0	0	0	0	0	0	0	.000
2/24	Georgia Southern	CF	0	0	0	0	0	0	0	0	0	0	0	.000
2/27	Jackson State	CF	0	0	0	0	0	0	0	0	0	0	0	.000
2/29	Mount St. Mary's	LF	0	0	0	0	0	0	0	0	0	0	0	.000
3/2	Mount St. Mary's	LF	0	0	0	0	0	0	0	0	0	0	0	.000
3/2	Mount St. Mary's	LF	0	0	0	0	0	0	0	0	0	0	0	.000
3/9	Evansville	LF	0	0	0	0	0	0	0	0	0	0	0	.000
3/10	Evansville	CF	0	1	0	0	0	0	0	1	0	1	0	.000
3/12	vs South Alabama	LF	0	0	0	0	0	0	0	0	0	0	0	.000
3/19	Memphis	PR/CF	0	0	0	0	0	0	0	0	0	0	0	.000
4/2	Central Arkansas	PR	0	0	0	0	0	0	0	0	0	0	0	.000
4/12	at Ole Miss	PH/CF	1	0	0	0	0	0	0	0	1	0	0	.000
4/13	at Ole Miss	PH/DH	2	1	0	0	0	0	0	1	0	0	0	.000
4/14	at Ole Miss	DH	2	0	0	0	0	0	0	0	0	0	0	.000
4/16	Alcorn State	PH/CF	0	0	0	1	0	0	0	1	0	0	0	.000
TOTALS			5	2	0	1	0	0	0	3	1	1	0	.000

CAREER HITTING STATS

YEAR	AVG	GP-GS	AB	R	H	2B	3B	HR	RBI	TB	SLG%	BB	HP	SO	GDP	OB%	SF	SH
2024	.000	16-1	5	2	0	0	0	0	1	0	.000	3	0	1	0	.375	0	0
TOTAL	.000	16-1	5	2	0	0	0	0	1	0	.000	3	0	1	0	.375	0	0



HITTER PROFILES

33 RIVES REYNOLDS

OF | R/R | FR. | 5-11 | 175
FLOWOOD, MISS. / JACKSON PREP

QUICK HITS

SINGLE GAME CAREER HIGHS

At Bats	--	--
Hits	--	--
Runs Scored	--	--
Runs Batted In	--	--
Doubles	--	--
Triples	--	--
Home Runs	--	--
Walks	--	--
Stolen Bases	--	--

MISCELLANEOUS STATS

	2024	CAREER
2 Hit Game	--	--
3 Hit Game	--	--
4+ Hit Game	--	--
2 RBI Game	--	--
3 RBI Game	--	--
4+ RBI Game	--	--

REYNOLDS' GAME-BY-GAME HITTING STATS

DATE	OPP	POS	AB	R	H	RBI	2B	3B	HR	BB	K	SB	CS	AVG
TOTALS			0	0	0	0	0	0	0	0	0	0	0	.000

CAREER HITTING STATS

YEAR	AVG	GP-GS	AB	R	H	2B	3B	HR	RBI	TB	SLG%	BB	HP	SO	GDP	OB%	SF	SH
2024	.000	0-0	0	0	0	0	0	0	0	0	.000	0	0	0	0	.000	0	0
TOTAL	.000	0-0	0	0	0	0	0	0	0	0	.000	0	0	0	0	.000	0	0

37 BRETT HOUSE

INF/OF | R/R | FR. | 6-3 | 200
HOSCHTON, GA. / CHEROKEE BLUFF HS

QUICK HITS

SINGLE GAME CAREER HIGHS

At Bats	--	--
Hits	--	--
Runs Scored	--	--
Runs Batted In	--	--
Doubles	--	--
Triples	--	--
Home Runs	--	--
Walks	--	--
Stolen Bases	--	--

MISCELLANEOUS STATS

	2024	CAREER
2 Hit Game	--	--
3 Hit Game	--	--
4+ Hit Game	--	--
2 RBI Game	--	--
3 RBI Game	--	--
4+ RBI Game	--	--

HOUSE'S GAME-BY-GAME HITTING STATS

DATE	OPP	POS	AB	R	H	RBI	2B	3B	HR	BB	K	SB	CS	AVG
TOTALS			0	0	0	0	0	0	0	0	0	0	0	.000

CAREER HITTING STATS

YEAR	AVG	GP-GS	AB	R	H	2B	3B	HR	RBI	TB	SLG%	BB	HP	SO	GDP	OB%	SF	SH
2024	.000	0-0	0	0	0	0	0	0	0	0	.000	0	0	0	0	.000	0	0
TOTAL	.000	0-0	0	0	0	0	0	0	0	0	.000	0	0	0	0	.000	0	0



HITTER PROFILES

38 BRYCE CHANCE

OF | R/R | JR. | 5-10 | 180
RIDGELAND, MISS. / MADISON-RIDGELAND ACADEMY

QUICK HITS

- Is 6-for-9 stolen bases on the season
- Went 5-for-12 at the plate vs. Air Force (2/16-18)
- Hardest player to strike out in the SEC
- Ninth best SEC only batting average (.373)
- Hitting .533 over the Dawgs last five games

SINGLE GAME CAREER HIGHS

At Bats	6	at Ole Miss (4/13/24)
Hits	3	3x last vs. California (3/5/23)
Runs Scored	2	7x last vs Auburn (4/21/24)
Runs Batted In	4	2x last vs LSU (3/16/24)
Doubles	1	13x last at Memphis (4/23/24)
Triples	--	--
Home Runs	1	6x last vs Auburn (4/19/24)
Walks	3	vs. Austin Peay (2/21/24)
Stolen Bases	2	vs. Southern Miss (3/5/24)

MISCELLANEOUS STATS

	2024	CAREER
2 Hit Game	9	16
3 Hit Game	--	3
4+ Hit Game	--	--
2 RBI Game	3	7
3 RBI Game	2	4

CHANCE'S GAME-BY-GAME HITTING STATS

DATE	OPP	POS	AB	R	H	RBI	2B	3B	HR	BB	K	SB	CS	AVG
2/16	Air Force	LF	5	1	2	3	0	0	1	0	0	1	0	.400
2/17	Air Force	LF	3	1	1	0	1	0	0	1	0	0	1	.375
2/18	Air Force	LF	4	1	2	1	0	0	0	0	0	0	0	.417
2/20	Austin Peay	LF	3	0	1	1	0	0	0	1	0	0	0	.400
2/21	Austin Peay	LF	3	1	0	1	0	0	0	3	0	0	0	.333
2/23	Georgia Southern	LF	4	0	1	0	0	0	0	0	0	0	0	.318
2/24	Georgia Southern	LF	4	0	0	0	0	0	0	0	1	0	0	.269
2/25	Georgia Southern	LF	4	1	1	3	1	0	0	0	0	0	0	.267
2/27	Jackson State	LF	3	1	0	1	0	0	0	1	0	0	0	.242
2/29	Mount St. Mary's	LF	4	2	1	0	1	0	0	1	0	0	0	.243
3/2	Mount St. Mary's	LF	4	0	0	0	0	0	0	0	1	0	0	.220
3/2	Mount St. Mary's	LF	3	1	1	0	0	0	0	0	0	1	0	.227
3/5	vs Southern Miss	LF	4	0	1	0	1	0	0	0	1	2	0	.250
3/8	Evansville	LF	4	0	0	0	0	0	0	0	0	0	0	.231
3/10	Evansville	PH/LF	0	0	0	0	0	0	0	1	0	1	0	.231
3/12	vs South Alabama	LF	2	0	0	0	0	0	0	0	1	0	0	.222
3/13	vs New Orleans	PH/LF	2	0	1	0	0	0	0	0	0	0	0	.232
3/16	LSU	DH	4	2	2	4	0	0	1	0	0	0	0	.250
3/17	LSU	DH	5	0	1	2	1	0	0	0	1	0	0	.246
3/19	Memphis	DH	3	1	1	1	1	0	0	0	2	0	0	.250
3/21	at Texas A&M	PH	1	0	1	0	0	0	0	0	0	0	0	.261
3/22	at Texas A&M	DH	3	0	0	1	0	0	0	0	0	0	0	.250
3/23	at Texas A&M	DH	2	0	0	0	0	0	0	1	0	0	0	.243
3/26	at Samford	PH/DH	2	1	1	1	0	0	1	0	0	0	0	.250
3/29	at Florida	DH	4	1	2	2	0	0	0	0	0	0	0	.263
3/30	at Florida	DH	4	1	1	0	0	0	0	1	0	0	1	.262
3/31	at Florida	DH	4	0	2	1	0	0	0	0	0	0	0	.273
4/2	Central Arkansas	LF	3	1	0	0	0	0	0	1	0	0	0	.264
4/5	Georgia	LF	4	0	1	0	0	0	0	0	1	1	0	.263
4/6	Georgia	LF	3	0	1	0	0	0	0	0	0	0	0	.265
4/7	Georgia	LF	3	0	2	2	0	0	0	1	0	0	0	.277
4/12	at Ole Miss	LF	3	1	1	1	1	0	0	1	0	0	0	.279
4/13	at Ole Miss	LF	6	0	1	0	0	0	0	0	0	0	0	.273
4/14	at Ole Miss	LF	3	1	1	0	0	0	0	0	0	0	0	.274
4/16	Alcorn State	LF	1	1	1	1	0	0	0	1	0	0	1	.281
4/19	Auburn	LF	4	1	2	1	1	0	1	0	0	0	0	.288
4/21	Auburn	LF	3	0	2	0	0	0	0	0	0	0	0	.298
4/21	Auburn	LF	3	2	2	0	0	0	0	0	1	0	0	.306
4/23	at Memphis	LF	4	1	1	0	1	0	0	0	0	0	0	.305
TOTALS			128	23	39	27	9	0	4	16	7	6	3	.305

CAREER HITTING STATS

YEAR	AVG	GP-GS	AB	R	H	2B	3B	HR	RBI	TB	SLG%	BB	HP	SO	GDP	OB%	SF	SH
2023	.330	36-27	100	24	33	4	0	2	22	43	.430	20	2	15	3	.444	2	1
2024	.305	39-35	128	23	39	9	0	4	27	60	.469	16	2	7	2	.380	4	0
TOTAL	.316	75-62	228	47	72	13	0	6	49	103	.452	36	4	22	5	.409	6	1



HITTER PROFILES

40 LOGAN KOHLER

INF | L/R | SR. | 6-1 | 195
LITTLE ELM, TEXAS / LITTLE ELM HS/ MEMPHIS

QUICK HITS

- Transferred to State from Memphis
- Second Team All-AAC Third Baseman in 2023 for Memphis
- Career .306 in his two seasons at Memphis

SINGLE GAME CAREER HIGHS

At Bats	6	2x last vs. Samford (2/28/23)*
Hits	5	vs. Houston (4/22/23)^
Runs Scored	3	3x last vs. Evansville (3/10/24)
Runs Batted In	5	vs. UAPB (3/28/23)^
Doubles	2	3x last vs LSU (3/16/24)
Triples	1	2x last at Arkansas State (5/2/23)+
Home Runs	1	17x last vs Wichita State (5/23/23)^
Walks	4	2x last vs. Evansville (3/10/24)
Stolen Bases	1	16x last vs. Jackson State (2/27/24)

*Statistics from Oklahoma

^Statistics from Memphis

+Statistics from Oklahoma & Memphis

MISCELLANEOUS STATS

	2024	CAREER
2 Hit Game	5	28
3 Hit Game	1	10
4+ Hit Game	--	1
2 RBI Game	4	16
3 RBI Game	1	8
4+ RBI Game	--	2

KOHLER'S GAME-BY-GAME HITTING STATS

DATE	OPP	POS	AB	R	H	RBI	2B	3B	HR	BB	K	SB	CS	AVG
2/16	Air Force	3B	1	0	1	1	0	0	0	1	0	0	0	1.000
2/21	Austin Peay	PH	1	0	0	0	0	0	0	0	0	0	0	.500
2/23	Georgia Southern	3B	4	1	3	0	0	0	0	0	1	0	0	.667
2/24	Georgia Southern	3B	3	0	0	0	0	0	0	0	1	0	0	.444
2/25	Georgia Southern	3B	4	1	1	0	0	0	0	1	1	0	0	.385
2/27	Jackson State	3B	5	1	1	2	0	0	0	0	1	1	0	.333
2/29	Mount St. Mary's	3B	4	1	1	2	0	0	0	0	1	0	0	.318
3/2	Mount St. Mary's	3B	2	1	0	0	0	0	0	2	1	0	0	.292
3/2	Mount St. Mary's	3B	3	1	0	0	0	0	0	0	1	0	0	.259
3/5	vs Southern Miss	3B	3	0	1	0	1	0	0	1	2	0	0	.267
3/8	Evansville	3B	2	0	0	0	0	0	0	1	1	0	0	.250
3/9	Evansville	3B	4	1	1	0	0	0	0	0	1	0	0	.250
3/10	Evansville	3B	1	3	0	0	0	0	0	4	1	0	0	.243
3/12	vs South Alabama	3B	3	0	0	0	0	0	0	1	1	0	0	.225
3/13	vs New Orleans	3B	4	0	1	0	0	0	0	1	1	0	0	.227
3/15	LSU	3B	4	1	2	1	0	0	0	1	2	0	0	.250
3/16	LSU	3B	5	1	2	1	2	0	0	0	0	0	0	.264
3/17	LSU	3B	5	0	1	2	0	0	0	0	1	0	0	.259
3/19	Memphis	3B	4	1	0	0	0	0	0	2	1	0	0	.242
3/21	at Texas A&M	3B	4	0	0	0	0	0	0	0	1	0	0	.227
3/22	at Texas A&M	3B	5	0	0	1	0	0	0	0	1	0	0	.211
3/23	at Texas A&M	3B	3	0	1	1	0	0	0	0	1	0	0	.216
3/26	at Samford	3B	3	1	0	0	0	0	0	2	2	0	0	.208
3/29	at Florida	3B	5	1	1	0	0	0	0	0	4	0	0	.207
4/2	Central Arkansas	PH	0	0	0	0	0	0	0	1	0	0	0	.207
4/5	Georgia	3B	2	0	0	1	0	0	0	0	1	0	0	.202
4/6	Georgia	3B	3	1	2	0	1	0	0	0	0	0	0	.218
4/12	at Ole Miss	3B	4	1	1	2	0	0	0	0	0	0	0	.220
4/13	at Ole Miss	3B	5	1	0	0	0	0	0	0	3	0	0	.208
4/14	at Ole Miss	3B	2	0	0	1	0	0	0	1	1	0	0	.204
4/16	Alcorn State	3B	1	2	0	0	0	0	0	2	1	0	0	.202
4/19	Auburn	3B	3	1	2	1	1	0	0	0	0	0	0	.216
4/21	Auburn	3B	1	1	0	0	0	0	0	1	0	0	0	.214
4/21	Auburn	3B	3	0	2	3	1	0	0	0	0	0	0	.226
4/23	at Memphis	3B	4	0	0	0	0	0	0	0	2	0	0	.218
TOTALS			110	22	24	19	6	0	0	22	35	1	0	.218

CAREER HITTING STATS

YEAR	AVG	GP-GS	AB	R	H	2B	3B	HR	RBI	TB	SLG%	BB	HP	SO	GDP	OB%	SF	SH
2020*	.174	9-6	23	0	4	0	0	0	2	4	.174	1	0	5	0	.200	1	0
2021*	.175	18-10	40	5	7	3	1	0	6	12	.300	1	2	13	0	.233	0	0
2022^	.282	55-54	195	35	55	12	0	6	35	85	.436	27	4	44	1	.374	4	4
2023^	.330	52-52	197	37	65	13	1	11	34	113	.574	22	3	49	2	.404	1	2
2024	.218	35-33	110	22	24	6	0	0	19	30	.273	22	5	35	0	.367	2	1
TOTAL	.236	169-155	565	99	155	34	2	17	96	244	.351	73	14	146	3	.316	7	7

*Statistics from Oklahoma

^Statistics from Memphis



HITTER PROFILES

41 ETHAN PULLIAM

INF/OF | R/R | FR. | 6-1 | 180
STARKVILLE, MISS. / STARKVILLE HS

QUICK HITS

- Made Diamond Dawgs debut vs. Air Force (2/18)
- Made first career start April 16 vs. Alcorn State
- Hitting .467 over the last five games
- Has three multi-hit games

SINGLE GAME CAREER HIGHS

At Bats	3	5x last at Memphis (4/23/24)
Hits	2	3x last at Memphis (4/23/24)
Runs Scored	1	3x last vs Auburn (4/19/24)
Runs Batted In	1	4x last at Memphis (4/23/24)
Doubles	1	at Memphis (4/23/24)
Triples	--	--
Home Runs	--	--
Walks	1	3x last at Memphis (4/23/24)
Stolen Bases	1	at Memphis (4/23/24)

MISCELLANEOUS STATS

	2024	CAREER
2 Hit Game	3	3
3 Hit Game	--	--
4+ Hit Game	--	--
2 RBI Game	--	--
3 RBI Game	--	--
4+ RBI Game	--	--

PULLIAM'S GAME-BY-GAME HITTING STATS

DATE	OPP	POS	AB	R	H	RBI	2B	3B	HR	BB	K	SB	CS	AVG
2/18	Air Force	PH	1	0	0	0	0	0	0	0	0	0	0	.000
2/27	Jackson State	LF	0	0	0	0	0	0	0	0	0	0	0	.000
3/10	Evansville	PH	1	0	0	1	0	0	0	0	0	0	0	.000
3/12	vs South Alabama	PR	0	0	0	0	0	0	0	0	0	0	0	.000
4/2	Central Arkansas	PR	0	1	0	0	0	0	0	0	0	0	0	.000
4/16	Alcorn State	2B	3	1	2	1	0	0	0	1	0	0	0	.400
4/19	Auburn	2B	3	1	2	0	0	0	0	1	0	0	0	.500
4/21	Auburn	2B	3	0	1	1	0	0	0	0	1	0	0	.455
4/21	Auburn	2B	3	0	0	0	0	0	0	0	0	0	0	.357
4/23	at Memphis	2B	3	0	2	1	1	0	0	1	0	1	0	.412
TOTALS			17	3	7	4	1	0	0	3	1	1	0	.412

CAREER HITTING STATS

YEAR	AVG	GP-GS	AB	R	H	2B	3B	HR	RBI	TB	SLG%	BB	HP	SO	GDP	OB%	SF	SH
2024	.412	10-5	17	3	7	1	0	0	4	8	.471	3	0	1	0	.500	0	0
TOTAL	.412	10-5	17	3	7	1	0	0	4	8	.471	3	0	1	0	.500	0	0

43 STEVEN SPALLITA

INF/C | L/R | FR. | 5-10 | 185
MANDEVILLE, LA. / FONTAINBLEAU HS

QUICK HITS

- Made Bulldog debut vs. Jackson State (2/27)
- Collected his first Bulldogs hit on March 9
- Made first start of his career Tuesday night at Samford

SINGLE GAME CAREER HIGHS

At Bats	3	at Ole Miss (4/13/24)
Hits	1	vs Evansville (3/9/24)
Runs Scored	--	--
Runs Batted In	--	--
Doubles	--	--
Triples	--	--
Home Runs	--	--
Walks	1	vs. Central Arkansas (4/2/24)
Stolen Bases	--	--

MISCELLANEOUS STATS

	2024	CAREER
2 Hit Game	--	--
3 Hit Game	--	--
4+ Hit Game	--	--
2 RBI Game	--	--
3 RBI Game	--	--
4+ RBI Game	--	--

SPALLITA' GAME-BY-GAME HITTING STATS

DATE	OPP	POS	AB	R	H	RBI	2B	3B	HR	BB	K	SB	CS	AVG
2/27	Jackson State	PH	1	0	0	0	0	0	0	0	1	0	0	.000
3/9	Evansville	PH	1	0	1	0	0	0	0	0	0	0	0	.500
3/19	Memphis	C	0	0	0	0	0	0	0	0	0	0	0	.500
3/26	at Samford	C	2	0	0	0	0	0	0	0	0	0	0	.250
4/2	Central Arkansas	C	1	0	0	0	0	0	0	1	0	0	0	.200
4/6	Georgia	PH/3B	1	0	0	0	0	0	0	0	0	0	0	.167
4/13	at Ole Miss	DH	3	0	0	0	0	0	0	0	2	0	0	.111
4/16	Alcorn State	PH	1	0	0	0	0	0	0	0	0	0	0	.100
TOTALS			10	0	1	0	0	0	0	1	3	0	0	.100

CAREER HITTING STATS

YEAR	AVG	GP-GS	AB	R	H	2B	3B	HR	RBI	TB	SLG%	BB	HP	SO	GDP	OB%	SF	SH
2024	.100	8-3	10	0	1	0	0	0	0	1	.100	1	1	3	0	.250	0	0
TOTAL	.100	8-3	10	0	1	0	0	0	0	1	.100	1	1	3	0	.250	0	0

HITTER PROFILES

42 DAKOTA JORDAN

OF | R/R | SO. | 6-0 | 220
CANTON, MISS. / JACKSON ACADEMY

QUICK HITS

- Named SEC Co-Player of the Week on March 11
- Hitting .444 over the last five games for the Dawgs
- Ranks 26th in the nation and 8th in the SEC in home runs with 16
- Ranks 18th in the nation and 3rd in the SEC in RBIs with 55
- Three homers shy of joining the single season top 10 list at MSU

SINGLE GAME CAREER HIGHS

At Bats	6	2x last at Ole Miss (4/13/24)
Hits	4	vs. Evansville (3/8/24)
Runs Scored	4	vs Memphis (3/19/24)
Runs Batted In	5	vs. Jackson State (2/27/24)
Doubles	2	2x last at Alabama (4/8/23)
Triples	1	2x last vs Alcorn State (4/16/24)
Home Runs	2	at Florida (3/30/24)
Walks	3	2x last vs Evansville (3/10/24)
Stolen Bases	1	7x last vs Alcorn State (4/16/24)

MISCELLANEOUS STATS

	2024	CAREER
2 Hit Game	15	23
3 Hit Game	3	6
4+ Hit Game	1	1
2 RBI Game	7	14
3 RBI Game	4	9
4+ RBI Game	5	6

JORDAN'S GAME-BY-GAME HITTING STATS

DATE	OPP	POS	AB	R	H	RBI	2B	3B	HR	BB	K	SB	CS	AVG
2/16	Air Force	RF	4	3	2	1	0	0	1	1	2	0	0	.500
2/17	Air Force	RF	4	1	1	0	1	0	0	1	2	0	0	.375
2/18	Air Force	RF	4	3	2	2	1	0	1	0	1	0	0	.417
2/20	Austin Peay	RF	4	1	0	0	0	0	0	1	2	0	0	.313
2/21	Austin Peay	RF	4	0	1	1	0	0	0	1	1	0	0	.300
2/23	Georgia Southern	RF	3	0	1	1	1	0	0	2	1	0	0	.304
2/24	Georgia Southern	RF	4	0	1	0	0	0	0	0	1	0	0	.296
2/25	Georgia Southern	CF/RF	4	1	1	0	0	0	0	1	2	0	0	.290
2/27	Jackson State	RF	3	3	3	5	1	0	1	2	0	0	0	.353
2/29	Mount St. Mary's	CF/RF	4	2	1	1	1	0	0	1	2	0	0	.342
3/2	Mount St. Mary's	RF	4	1	2	2	0	0	1	0	2	0	0	.357
3/2	Mount St. Mary's	RF	3	0	0	0	0	0	0	1	2	0	0	.333
3/5	vs Southern Miss	RF	4	1	2	3	0	0	1	0	1	0	0	.347
3/8	Evansville	CF/RF	4	1	4	4	1	0	1	1	0	0	0	.396
3/9	Evansville	RF	3	1	2	4	1	0	1	1	1	0	0	.411
3/10	Evansville	RF	2	1	1	2	0	0	1	3	0	0	0	.414
3/12	vs South Alabama	RF	4	1	2	2	0	0	1	1	1	0	0	.419
3/13	vs New Orleans	RF	3	0	1	0	0	0	0	2	0	0	0	.415
3/15	LSU	RF	4	1	2	0	0	0	0	1	0	0	0	.420
3/16	LSU	RF	3	0	0	0	0	0	0	2	1	0	0	.403
3/17	LSU	RF	4	3	2	4	0	0	1	1	0	0	0	.408
3/19	Memphis	RF	3	4	2	3	0	0	1	2	1	1	0	.418
3/21	at Texas A&M	RF	4	0	1	0	0	0	0	0	3	0	0	.410
3/22	at Texas A&M	RF	5	0	1	0	0	0	0	0	1	0	0	.398
3/23	at Texas A&M	RF	4	0	0	0	0	0	0	0	3	0	0	.380
3/26	at Samford	RF	4	2	3	3	1	0	1	2	0	1	0	.396
3/29	at Florida	RF	3	0	1	1	0	0	0	2	0	0	0	.394
3/30	at Florida	RF	5	3	3	2	1	0	2	0	1	0	0	.404
3/31	at Florida	RF	3	0	0	0	0	0	0	1	1	0	0	.393
4/2	Central Arkansas	RF	4	0	0	1	0	0	0	0	2	0	0	.378
4/5	Georgia	RF	3	1	0	0	0	0	0	0	2	0	0	.368
4/6	Georgia	RF	3	0	1	2	0	0	0	0	2	0	0	.368
4/7	Georgia	RF	4	2	2	1	0	0	0	1	2	0	0	.372
4/12	at Ole Miss	RF	5	1	2	2	0	0	1	0	3	0	0	.373
4/13	at Ole Miss	RF	6	0	2	1	0	0	0	0	3	0	0	.371
4/14	at Ole Miss	RF	3	0	1	0	0	0	0	0	0	0	0	.370
4/16	Alcorn State	RF	3	2	2	3	0	1	0	0	1	1	0	.377
4/19	Auburn	RF	3	2	1	0	1	0	0	2	0	0	0	.376
4/21	Auburn	RF	4	0	2	0	0	0	0	0	2	0	0	.379
4/21	Auburn	RF	3	1	1	0	0	0	0	1	2	0	0	.378
4/23	at Memphis	RF	5	1	2	4	0	0	1	0	2	0	0	.379
TOTALS			153	43	58	55	10	1	16	34	53	3	0	.379

CAREER HITTING STATS

YEAR	AVG	GP-GS	AB	R	H	2B	3B	HR	RBI	TB	SLG%	BB	HP	SO	GDP	OB%	SF	SH
2023	.307	44-41	153	29	47	9	1	10	40	88	.575	25	1	46	2	.397	5	0
2024	.379	41-41	153	43	58	10	1	16	55	118	.771	34	3	53	1	.497	1	0
TOTAL	.343	85-82	306	72	105	19	2	26	95	206	.673	59	4	99	3	.448	6	0



HITTER PROFILES

44 HUNTER HINES

INF/OF | L/R | JR. | 6-3 | 210
MADISON, MISS. / MADISON CENTRAL HS

QUICK HITS

- Tied for sixth in program history with 22 home runs in a single season in 2023
- Tied for 6th in program history with 47 career home runs
- Driven in 148 runs in his career, and is 36 RBIs away from entering the top 10 at MSU
- Has nine homers this season, the second most on the team

SINGLE GAME CAREER HIGHS

At Bats	6	4x last vs Memphis (3/19/24)
Hits	4	vs. South Carolina (3/31/23)
Runs Scored	4	vs. Georgia (3/20/22)
Runs Batted In	5	vs. Grambling (4/4/23)
Doubles	2	vs. Lipscomb (3/10/23)
Triples	1	vs. Northern Kentucky (2/25/22)
Home Runs	2	4x last vs LSU (3/15/24)
Walks	3	vs. Memphis (3/29/22)
Stolen Bases	1	vs. Evansville (3/8/24)

MISCELLANEOUS STATS

	2024	CAREER
2 Hit Game	7	29
3 Hit Game	5	17
4+ Hit Game	--	1
2 RBI Game	3	15
3 RBI Game	3	12
4+ RBI Game	2	9

HINES' GAME-BY-GAME HITTING STATS

DATE	OPP	POS	AB	R	H	RBI	2B	3B	HR	BB	K	SB	CS	AVG
2/16	Air Force	1B	5	0	1	1	0	0	0	0	3	0	0	.200
2/17	Air Force	1B	4	0	1	0	0	0	0	0	1	0	0	.222
2/18	Air Force	1B	5	3	3	1	1	0	0	0	1	0	0	.357
2/20	Austin Peay	1B	3	1	1	0	0	0	0	1	0	0	0	.353
2/21	Austin Peay	1B	4	1	2	3	1	0	0	2	1	0	0	.381
2/23	Georgia Southern	1B	4	1	0	0	0	0	0	1	0	0	0	.320
2/24	Georgia Southern	1B	3	0	0	1	0	0	0	1	1	0	0	.286
2/25	Georgia Southern	1B	5	2	3	0	0	0	0	0	1	0	0	.333
2/27	Jackson State	1B	4	1	3	4	0	0	0	1	0	0	0	.378
2/29	Mount St. Mary's	1B	4	0	1	3	0	0	0	1	1	0	0	.366
3/2	Mount St. Mary's	1B	4	0	0	0	0	0	0	0	1	0	0	.333
3/2	Mount St. Mary's	1B	4	0	0	0	0	0	0	0	3	0	0	.306
3/5	vs Southern Miss	1B	4	0	0	1	0	0	0	0	2	0	0	.283
3/8	Evansville	1B	5	0	3	1	0	0	0	0	0	1	0	.310
3/9	Evansville	1B	4	1	1	1	0	0	1	0	0	0	0	.306
3/10	Evansville	1B	5	0	0	0	0	0	0	0	0	0	0	.284
3/12	vs South Alabama	1B	5	0	1	0	0	0	0	0	0	0	0	.278
3/13	vs New Orleans	1B	4	0	1	0	0	0	0	1	0	0	0	.276
3/15	LSU	1B	5	2	2	4	0	0	2	0	2	0	0	.284
3/16	LSU	1B	5	1	0	0	0	0	0	0	1	0	0	.267
3/17	LSU	1B	3	3	1	1	0	0	1	2	2	0	0	.270
3/19	Memphis	1B	6	1	2	0	0	0	0	0	1	0	0	.274
3/21	at Texas A&M	1B	4	1	2	2	0	0	1	0	1	0	0	.283
3/22	at Texas A&M	1B	3	1	3	3	0	0	1	2	0	0	0	.304
3/23	at Texas A&M	1B	4	0	1	0	1	0	0	0	2	0	0	.302
3/26	at Samford	1B	5	1	2	2	1	0	1	0	2	0	0	.306
3/29	at Florida	1B	4	0	1	1	0	0	0	1	2	0	0	.304
3/30	at Florida	1B	4	3	2	0	0	0	0	1	1	0	0	.311
3/31	at Florida	1B	4	0	1	0	0	0	0	0	1	0	0	.309
4/2	Central Arkansas	1B	5	1	1	1	0	0	1	0	1	0	0	.305
4/5	Georgia	1B	3	1	1	1	0	0	0	1	1	0	0	.305
4/6	Georgia	1B	3	0	0	0	0	0	0	0	3	0	0	.299
4/7	Georgia	1B	5	1	1	0	0	0	0	0	2	0	0	.295
4/12	at Ole Miss	1B	4	1	1	0	0	0	0	1	2	0	0	.294
4/13	at Ole Miss	1B	5	1	1	2	0	0	1	0	3	0	0	.291
4/14	at Ole Miss	1B	3	0	1	1	1	0	0	0	1	0	0	.291
4/16	Alcorn State	1B	1	0	0	0	0	0	0	0	0	0	0	.289
4/19	Auburn	1B	3	1	0	0	0	0	0	2	1	0	0	.284
4/21	Auburn	1B	4	0	2	1	0	0	0	0	0	0	0	.289
4/21	Auburn	1B	4	0	0	0	0	0	0	0	0	1	0	.282
4/23	at Memphis	1B	2	0	0	0	0	0	0	2	1	0	0	.279
TOTALS			165	29	46	35	5	0	9	20	47	0	0	.279

CAREER HITTING STATS

YEAR	AVG	GP-GS	AB	R	H	2B	3B	HR	RBI	TB	SLG%	BB	HP	SO	GDP	OB%	SF	SH
2022	.300	56-56	210	51	63	13	1	16	52	126	.600	29	4	58	4	.393	1	0
2023	.297	52-52	202	44	60	12	0	22	61	138	.683	23	4	64	3	.375	3	0
2024	.279	41-41	165	29	46	5	0	9	35	78	.473	20	2	47	1	.360	2	0
TOTAL	.293	149-149	577	124	169	30	1	47	148	342	.593	72	10	169	8	.377	6	0



TWO-WAY PLAYER PROFILES

15 LUKE DOTSON

INF/LHP | L/L | FR. | 6-4 | 195
MARIETTA, GA. / MOUNT PARAN CHRSTIAN

QUICK HITS

-Made his Dawg debut against Air Force on Feb. 18

SINGLE GAME CAREER HIGHS

At Bats	1	vs. Georgia (4/6/24)
Hits	--	--
Runs Scored	--	--
Runs Batted In	--	--
Doubles	--	--
Triples	--	--
Home Runs	--	--
Walks	--	--
Stolen Bases	--	--

MISCELLANEOUS STATS

	2024	CAREER
2 Hit Game	--	--
3 Hit Game	--	--
4+ Hit Game	--	--
2 RBI Game	--	--
3 RBI Game	--	--
4+ RBI Game	--	--

SINGLE GAME CAREER HIGHS

Innings	2.1	vs. Ga. Southern (2/24/24)
Strikeouts	4	vs. Ga. Southern (2/24/24)
Walks	0	4x last at Texas A&M (3/23/24)

MISCELLANEOUS STATS

	2024	CAREER GAMES
5+ Strikeouts	--	--
10+ Strikeouts	--	--
2 or Fewer Hits Allowed	7	7
Longest Scoreless Innings Stretch	5.1**	5.1**
Wins in a Row*	--	--

*no decisions do not break a streak
**designates as current

DOTSON'S GAME-BY-GAME HITTING STATS

DATE	OPP	POS	AB	R	H	RBI	2B	3B	HR	BB	K	SB	CS	AVG
Apr. 6	Georgia	RF	1	0	0	0	0	0	0	0	1	0	0	.000
Apr. 14	at Ole Miss	P	0	0	0	0	0	0	0	0	0	0	0	.000
TOTALS			1	0	0	0	0	0	0	0	1	0	0	.000

CAREER HITTING STATS

YEAR	AVG	GP-GS	AB	R	H	2B	3B	HR	RBI	TB	SLG%	BB	HP	SO	GDP	OB%	SF	SH
2024	.000	9-0	1	0	0	0	0	0	0	0	.000	0	0	1	0	.000	0	0
TOTAL	.000	9-0	1	0	0	0	0	0	0	0	.000	0	0	1	0	.000	0	0

DOTSON'S GAME-BY-GAME PITCHING STATS

DATE	OPP	GS	IP	H	R	ER	BB	SO	2B	3B	HR	WP	BK	HBP	W/L	SV	ERA
Feb. 18	Air Force	1	0	0	0	0	2	0	0	0	0	0	0	0	-/-	0	0.00
Feb. 24	Ga. Southern	2	1	0	0	0	1	4	0	0	0	1	0	0	-/-	0	0.00
Mar. 2	Mount St. Marys	2	0	0	0	1	3	0	0	0	0	0	0	0	-/-	0	0.00
Mar. 8	Evansville	0	1	0	0	0	0	1	0	0	0	0	0	0	-/-	0	0.00
Mar. 12	vs South Alabama	2	3	3	3	1	3	1	0	0	0	0	0	0	-/-	0	3.52
Mar. 16	LSU	0	1	0	0	0	0	1	0	0	0	0	0	0	-/-	0	3.38
Mar. 23	at Texas A&M	0	1	1	1	0	0	1	0	0	0	0	0	0	-/-	0	4.32
Apr. 14	at Ole Miss	0	2	5	5	5	1	1	1	0	0	0	0	0	-/-	0	9.00
TOTALS			9.0	9	9	9	4	15	3	0	0	1	0	0	-/-	0	9.00

CAREER PITCHING STATS

YEAR	ERA	W-L	APP	GS	CG	SHO	SV	IP	H	R	ER	BB	SO	BF	B/AVG	WP	HBP
2024	9.00	0-0	8	0	0	0	0	9.0	9	9	9	4	15	40	.257	1	0
TOTAL	9.00	0-0	8	0	0	0	0	9.0	9	9	9	4	15	40	.257	1	0



TWO-WAY PLAYER PROFILES

36 NOLAN STEVENS

INF/OF/LHP | L/L | FR. | 6-3 | 210
ELK GROVE, CALIF. / FRANKLIN HS

QUICK HITS

- SportStars' NorCal Baseball Player of the Year (2023) out of high school
- Made his debut as a Dawg on Feb. 18 as a pinch hitter
- Hit first career home run vs. New Orleans (3/13)
- Perfect Game Midseason Freshman of the Year (Second Team)

SINGLE GAME CAREER HIGHS

At Bats	3	5x last vs Central Arkansas (4/2/24)
Hits	2	vs. Mount St. Mary's (2/29/24)
Runs Scored	1	vs New Orleans (3/13/24)
Runs Batted In	1	2x last vs Memphis (3/19/24)
Doubles	1	vs Memphis (3/19/24)
Triples	--	--
Home Runs	1	vs New Orleans (3/13/24)
Walks	1	at Texas A&M (3/22/24)
Stolen Bases	--	--

MISCELLANEOUS STATS

	2024	CAREER
2 Hit Game	1	1
3 Hit Game	--	--
4+ Hit Game	--	--
2 RBI Game	--	--
3 RBI Game	--	--
4+ RBI Game	--	--

SINGLE GAME CAREER HIGHS

Innings	5.2	vs LSU (3/15/24)
Strikeouts	8	vs LSU (3/15/24)
Walks	0	7x last vs Auburn (4/21/24)

MISCELLANEOUS STATS

	2024	CAREER GAMES
5+ Strikeouts	1	1
10+ Strikeouts	--	--
2 or Fewer Hits Allowed	9	9
Longest Scoreless Innings Stretch	5.2**	5.2**
Wins in a Row*	1**	1**

*no decisions do not break a streak

**designates as current

STEVENS' GAME-BY-GAME HITTING STATS

DATE	OPP	POS	AB	R	H	RBI	2B	3B	HR	BB	K	SB	CS	AVG
Feb. 18	Air Force	PH	1	0	0	0	0	0	0	0	0	0	0	.000
Feb. 24	Ga. Southern	PH	1	0	0	0	0	0	0	0	0	0	0	.000
Feb. 29	Mount St. Mary's	RF	3	0	2	0	0	0	0	0	0	0	0	.400
Mar. 2	Mount St. Mary's	P	0	0	0	0	0	0	0	0	0	0	0	.400
Mar. 5	vs Southern Miss	P	0	0	0	0	0	0	0	0	0	0	0	.375
Mar. 8	Evansville	RF	3	0	1	0	0	0	0	0	1	0	0	.375
Mar. 12	vs South Alabama	P	0	0	0	0	0	0	0	0	0	0	0	.375
Mar. 13	vs New Orleans	LF	3	1	1	1	0	0	1	0	1	0	0	.364
Mar. 15	LSU	P	0	0	0	0	0	0	0	0	0	0	0	.364
Mar. 16	LSU	PH	1	1	1	0	0	0	0	0	0	0	0	.417
Mar. 19	Memphis	PH	1	0	1	1	1	0	0	0	0	0	0	.462
Mar. 21	at Texas A&M	P	0	0	0	0	0	0	0	0	0	0	0	.462
Mar. 22	at Texas A&M	PH	0	0	0	0	0	0	0	1	0	0	0	.462
Mar. 26	at Samford	DH	3	0	0	0	0	0	0	0	2	0	0	.375
Mar. 29	at Florida	P	0	0	0	0	0	0	0	0	0	0	0	.375
Apr. 2	Central Arkansas	DH/P	3	0	0	0	0	0	0	0	0	0	0	.316
Apr. 6	Georgia	P	1	0	0	0	0	0	0	0	1	0	0	.300
Apr. 13	at Ole Miss	P	0	0	0	0	0	0	0	0	0	0	0	.300
Apr. 14	at Ole Miss	PH	1	0	0	0	0	0	0	0	1	0	0	.286
Apr. 16	Alcorn State	PH/RF	1	0	1	0	0	0	0	0	0	0	0	.318
Apr. 21	Auburn	P	0	0	0	0	0	0	0	0	0	0	0	.318
TOTALS			22	2	7	2	1	0	1	1	6	0	0	.318

CAREER HITTING STATS

YEAR	AVG	GP-GS	AB	R	H	2B	3B	HR	RBI	TB	SLG%	BB	HP	SO	GDP	OB%	SF	SH
2024	.318	23-5	22	2	7	1	0	1	2	11	.500	1	0	6	1	.348	0	0
TOTAL	.318	23-5	22	2	7	1	0	1	2	11	.500	1	0	6	1	.348	0	0

STEVENS' GAME-BY-GAME PITCHING STATS

DATE	OPP	GS	IP	H	R	ER	BB	SO	2B	3B	HR	WP	BK	HBP	W/L	SV	ERA
Feb. 20	Austin Peay	2.1	3	2	2	0	3	0	0	1	1	1	0	1	-/-	-	7.71
Feb. 27	Jackson State	2.2	2	0	0	0	4	0	0	0	0	0	0	0	1/-	-	0.00
Mar. 2	Mount St. Mary's	1.0	0	0	0	0	1	0	0	0	0	0	0	0	-/-	-	0.00
Mar. 5	vs. Southern Miss	2.0	2	0	0	0	2	0	0	0	0	0	0	0	-/-	-	0.00
Mar. 12	vs South Alabama	1.0	0	0	0	0	1	0	0	0	0	0	0	1	-/-	-	2.00
Mar. 15	LSU	5.2	1	1	1	2	8	1	0	0	1	0	0	0	1/-	-	1.84
Mar. 21	at Texas A&M	4.0	6	4	4	1	3	0	0	1	0	0	0	0	-/1	-	3.37
Mar. 29	at Florida	0.1	3	1	1	1	1	0	0	0	0	0	0	0	-/1	-	3.79
Apr. 2	Central Arkansas	* 2.0	2	0	0	0	1	0	0	0	0	0	0	0	-/-	-	3.43
Apr. 6	Georgia	1.0	1	0	0	1	1	1	0	0	0	0	0	0	-/-	-	3.27
Apr. 13	at Ole Miss	0.2	1	2	2	2	1	0	0	0	1	0	1	0	-/1	-	3.97
Apr. 21	Auburn	1.2	0	0	0	0	1	0	0	0	0	0	0	0	-/-	-	3.70
TOTALS		24.1	21	10	10	7	27	2	0	2	3	0	3	2/3	-	-	3.70

CAREER PITCHING STATS

YEAR	ERA	W-L	APP	GS	CG	SHO	SV	IP	H	R	ER	BB	SO	BF	B/AVG	WP	HBP
2024	3.70	2-3	12	1	0	0	0	24.1	21	10	10	7	27	100	.233	3	3
TOTAL	3.70	2-3	12	1	0	0	0	24.1	21	10	10	7	27	100	.233	3	3



TWO-WAY PLAYER PROFILES

46 JACKSON MCKENZIE

INF/OF/LHP | L/L | FR. | 6-1 | 215
PACE, FLA. / PACE HS

QUICK HITS

- Earned first start as a Dawg on Feb. 18 at DH

SINGLE GAME CAREER HIGHS

At Bats	3	3x last vs Georgia (4/7/24)
Hits	1	3x last vs Georgia (4/7/24)
Runs Scored	1	vs. Air Force (2/18/24)
Runs Batted In	1	vs Central Arkansas (4/2/24)
Doubles	--	--
Triples	--	--
Home Runs	--	--
Walks	2	vs Alcorn State (4/16/24)
Stolen Bases	--	--

MISCELLANEOUS STATS

	2024	CAREER
2 Hit Game	--	--
3 Hit Game	--	--
4+ Hit Game	--	--
2 RBI Game	--	--
3 RBI Game	--	--
4+ RBI Game	--	--

SINGLE GAME CAREER HIGHS

Innings	--	--
Strikeouts	--	--
Walks	--	--

MISCELLANEOUS STATS

	2024	CAREER GAMES
5+ Strikeouts	--	--
10+ Strikeouts	--	--
2 or Fewer Hits Allowed	--	--
Longest Scoreless Innings Stretch	--	--
Wins in a Row*	--	--

*no decisions do not break a streak

**designates as current

MCKENZIE'S GAME-BY-GAME HITTING STATS

DATE	OPP	POS	AB	R	H	RBI	2B	3B	HR	BB	K	SB	CS	AVG
Feb. 18	Air Force	DH	3	1	1	0	0	0	0	1	1	0	0	.333
Feb. 20	Austin Peay	PH	1	0	0	0	0	0	0	0	0	0	0	.250
Feb. 27	Jackson State	1B	0	0	0	0	0	0	0	0	0	0	0	.250
Feb. 29	Mount St. Mary's	PH	1	0	0	0	0	0	0	0	0	0	0	.200
Mar. 5	vs. Southern Miss	PH	1	0	0	0	0	0	0	0	1	0	0	.167
Mar. 19	Memphis	PH	1	0	0	0	0	0	0	0	0	0	0	.143
Apr. 2	Central Arkansas	PH	1	0	1	1	0	0	0	0	0	0	0	.250
Apr. 5	Georgia	DH	3	0	0	0	0	0	0	0	1	0	0	.182
Apr. 6	Georgia	PH/1B	2	0	0	0	0	0	0	0	2	0	0	.154
Apr. 7	Georgia	DH	3	0	1	0	0	0	0	0	2	0	0	.188
Apr. 16	Alcorn State	1B	0	0	0	0	0	0	0	2	0	0	0	.188
TOTALS			16	1	3	1	0	0	0	3	7	0	0	.188

CAREER HITTING STATS

YEAR	AVG	GP-GS	AB	R	H	2B	3B	HR	RBI	TB	SLG%	BB	HP	SO	GDP	OB%	SF	SH
2024	.188	11-3	16	1	3	0	0	0	1	3	.188	3	0	7	0	.316	0	0
TOTAL	.188	11-3	16	1	3	0	0	0	1	3	.188	3	0	7	0	.316	0	0

MCKENZIE'S GAME-BY-GAME PITCHING STATS

DATE	OPP	GS	IP	H	R	ER	BB	SO	2B	3B	HR	WP	BK	HBP	W/L	SV	ERA
TOTALS			0.0	0	0	0	0	0	0	0	0	0	0	0	-/-	0	0.00

CAREER PITCHING STATS

YEAR	ERA	W-L	APP	GS	CG	SHO	SV	IP	H	R	ER	BB	SO	BF	B/AVG	WP	HBP
2024	0.00	0-0	0	0	0	0	0	0.0	0	0	0	0	0	0	.000	0	0
TOTAL	0.00	0-0	0	0	0	0	0	0.0	0	0	0	0	0	0	.000	0	0



PITCHING STAFF PROFILES

2 CAM SCHUELKE

QUICK HITS

- 2023 NJCAA First Team All-American (Relief Pitcher)
- 2023 D1 All-FCSAA/All-NJCAA Region 8 Fireman of the Year (FCSAA)
- 2022 Russ Ford Outstanding Relief Pitcher Award (Cape Cod League)

SINGLE GAME CAREER HIGHS

Innings	4.0	vs. Memphis (4/23/24)
Strikeouts	7	vs. Memphis (4/23/24)
Walks	2	at Florida (3/31/24)

MISCELLANEOUS STATS

	2024	CAREER GAMES
5+ Strikeouts	1	1
10+ Strikeouts	--	--
2 or Fewer Hits Allowed	19	19
Longest Scoreless Innings Stretch	5.2**	5.2**
Wins in a Row*	2**	2**

*no decisions do not break a streak
**designates as current

RHP | R/R | SR | 6-1 | 195

SCHUELKE'S GAME-BY-GAME PITCHING STATS

DATE	OPP	GS	IP	H	R	ER	BB	SO	2B	3B	HR	WP	BK	HBP	W/L	SV	ERA
2/16	Air Force	2.0	0	0	0	0	2	0	0	0	0	0	0	0	0/0	1	0.00
2/20	Austin Peay	1.2	1	0	0	0	2	0	0	0	0	0	0	0	0/0	0	0.00
2/21	Austin Peay	1.2	4	4	4	1	2	2	0	0	0	0	0	0	0/1	0	21.60
2/25	Ga. Southern	2.0	4	1	1	2	2	0	0	0	0	0	0	0	0/0	0	4.50
3/2	Mt. St. Mary's	0.1	2	0	0	0	0	0	0	0	0	0	0	0	0/0	0	0.00
3/10	Evansville	2.0	0	0	0	0	1	0	0	0	0	0	0	0	0/0	0	0.00
3/12	South Alabama	0.2	0	1	1	2	2	0	0	0	0	0	0	0	0/0	0	13.50
3/13	New Orleans	2.0	3	0	0	1	1	1	0	0	0	0	0	0	1/0	0	0.00
3/15	LSU	0.1	0	0	0	1	0	0	0	0	0	0	0	0	0/0	0	0.00
3/16	LSU	0.1	0	0	0	1	0	0	0	0	0	0	0	0	0/0	0	0.00
3/17	LSU	1.0	2	2	2	0	2	1	0	1	0	1	0	0	0/0	0	18.00
3/22	at Texas A&M	0.1	0	0	0	0	1	0	0	0	0	0	0	0	0/0	0	0.00
3/23	at Texas A&M	0.0	1	0	0	0	0	0	0	0	0	0	0	0	0/0	0	0.00
3/26	at Samford	3.2	1	0	0	2	3	0	0	0	0	0	0	0	0/0	0	0.00
3/29	at Florida	1.0	0	0	0	1	0	0	0	0	0	0	0	0	0/0	0	0.00
3/31	at Florida	3.0	0	1	1	2	1	0	0	0	0	0	0	2	0/0	0	3.00
4/5	Georgia	2.1	0	0	0	1	2	0	0	0	0	0	0	0	0/0	1	0.00
4/6	Georgia	1.0	1	1	1	0	1	0	0	1	0	0	0	0	0/0	0	9.00
4/13	at Ole Miss	1.2	4	4	4	1	0	2	0	0	0	0	0	0	0/0	0	21.60
4/14	at Ole Miss	0.1	0	0	0	0	0	0	0	0	0	0	0	0	0/0	0	4.61
4/21	Auburn	0.0	1	0	0	0	0	0	0	0	0	0	0	0	0/0	0	0.00
4/21	Auburn	1.1	1	0	0	1	0	0	0	0	0	0	0	0	0/0	0	0.00
4/23	Memphis	4.0	1	0	0	0	7	0	0	0	0	0	0	0	1/0	0	0.00
TOTALS		32.2	26	13	13	15	27	6	0	2	0	1	0	0	2/1	2	3.86

CAREER PITCHING STATS

YEAR	ERA	W-L	APP	GS	CG	SHO	SV	IP	H	R	ER	BB	SO	BF	B/AVG	WP	HBP
2024	3.86	2-2	23	0	0	0	2	32.2	26	14	14	16	29	136	.228	0	2
TOTAL	3.86	2-2	23	0	0	0	2	32.2	26	14	14	16	29	136	.228	0	2

4 MIKHAI GRANT

QUICK HITS

SINGLE GAME CAREER HIGHS

Innings	--	--
Strikeouts	--	--
Walks	--	--

MISCELLANEOUS STATS

	2024	CAREER GAMES
5+ Strikeouts	--	--
10+ Strikeouts	--	--
2 or Fewer Hits Allowed	--	--
Longest Scoreless Innings Stretch	--	--
Wins in a Row*	--	--

*no decisions do not break a streak
**designates as current

RHP | R/R | FR. | 6-3 | 215
STOCKBRIDGE, GA. / GEORGIA PREMIERE ACADEMY

GRANT'S GAME-BY-GAME PITCHING STATS

DATE	OPP	GS	IP	H	R	ER	BB	SO	2B	3B	HR	WP	BK	HBP	W/L	SV	ERA
TOTALS		0.0	0	0	0	0	0	0	0	0	0	0	0	0	-/-	0	0.00

CAREER PITCHING STATS

YEAR	ERA	W-L	APP	GS	CG	SHO	SV	IP	H	R	ER	BB	SO	BF	B/AVG	WP	HBP
2024	0.00	0-0	0	0	0	0	0	0.0	0	0	0	0	0	0	.000	0	0
TOTAL	0.00	0-0	0	0	0	0	0	0.0	0	0	0	0	0	0	.000	0	0



PITCHING STAFF PROFILES

6 LOGAN FORSYTHE

RHP | R/R | SO. | 6-0 | 190
D'IBERVILLE, MISS. / D'IBERVILLE HS

QUICK HITS

- Made Bulldog debut on Feb. 17 against VMI
- Collected 10 strikeouts through 39 batters faced

SINGLE GAME CAREER HIGHS

Innings	1.1	vs. Memphis (3/20/24)
Strikeouts	3	vs. Alcorn State (4/16/24)
Walks	2	vs. Central Arkansas (4/2/24)

MISCELLANEOUS STATS

	2024	CAREER GAMES
5+ Strikeout Games	--	--
10+ Strikeout Games	--	--
2 or Fewer Hits Allowed	6	10
Longest Scoreless Innings Stretch	3.1	3.1
Wins in a Row*	--	--

*no decisions do not break a streak

**designates as current

FORSYTHE'S GAME-BY-GAME PITCHING STATS

DATE	OPP	GS	IP	H	R	ER	BB	SO	2B	3B	HR	WP	BK	HBP	W/L	SV	ERA
2/27	Jackson State	1.0	0	0	0	0	3	0	0	0	0	0	0	0	0/0	0	0.00
3/9	Evansville	1.0	0	0	0	1	2	0	0	0	0	0	0	0	0/0	0	0.00
3/19	Memphis	1.1	0	0	0	0	2	0	0	0	0	0	0	0	0/0	0	0.00
4/2	Central Arkansas	1.0	2	5	5	2	1	0	0	1	0	0	1	0	0/1	0	45.00
4/14	at Ole Miss	0.0	1	1	1	0	0	0	0	1	0	0	0	0	0/0	0	99.00
4/16	Alcorn State	1.0	1	0	0	0	3	0	0	0	0	0	0	0	0/0	0	0.00
TOTALS		4.1	2	5	5	2	8	0	0	0	0	0	0	0	0/0	0	10.13

CAREER PITCHING STATS

YEAR	ERA	W-L	APP	GS	CG	SHO	SV	IP	H	R	ER	BB	SO	BF	B/AVG	WP	HBP
2023	11.37	0-0	7	0	0	0	0	6.1	11	9	8	8	10	39	.379	2	1
2024	10.13	0-1	6	0	0	0	0	5.1	4	6	6	3	11	24	.200	0	1
TOTAL	10.80	0-1	13	0	0	0	0	11.2	15	15	14	11	21	63	.306	2	2

9 PICO KOHN

LHP | L/L | JR. | 6-4 | 200
VERBENA, ALA. / CHILTON COUNTY HS

QUICK HITS

- Has made three starts this season after missing the 2023 season

SINGLE GAME CAREER HIGHS

Innings	3.0	vs. Alcorn State (4/16/2024)
Strikeouts	5	vs. Alcorn State (4/16/24)
Walks	4	vs. Tennessee (5/21/22)

MISCELLANEOUS STATS

	2024	CAREER GAMES
5+ Strikeout Games	1	1
10+ Strikeout Games	--	--
2 or Fewer Hits Allowed	3	19
Longest Scoreless Innings Stretch	3.0	5
Wins in a Row*	1**	1**

*no decisions do not break a streak

**designates as current

KOHN'S GAME-BY-GAME PITCHING STATS

DATE	OPP	GS	IP	H	R	ER	BB	SO	2B	3B	HR	WP	BK	HBP	W/L	SV	ERA
3/19	Memphis	1.0	1	1	1	1	0	0	0	0	0	0	0	0	0/0	0	9.00
3/26	Samford	*	2.0	1	1	1	3	3	0	0	0	0	0	0	0/0	0	4.50
4/16	Alcorn State	*	3.0	1	0	0	0	5	1	0	0	0	0	0	1/0	0	0.00
4/23	at Memphis	*	2.0	3	2	2	1	3	1	1	0	1	0	0	0/0	0	9.00
TOTALS		8.0	6	4	4	5	11	2	1	0	1	0	0	0	1/0	0	4.50

CAREER PITCHING STATS

YEAR	ERA	W-L	APP	GS	CG	SHO	SV	IP	H	R	ER	BB	SO	BF	B/AVG	WP	HBP
2022	4.91	2-2	21	2	0	0/0	0	36.2	35	24	20	18	35	165	.255	4	4
2023								DNP									
2024	4.50	1-0	4	3	0	0	0	8.0	6	4	4	5	11	33	.214	1	0
TOTAL	4.84	3-2	25	5	0	0	0	44.2	41	28	24	23	46	198	.248	5	4



PITCHING STAFF PROFILES

11 KK CLARK

RHP | R/R | FR. | 5-11 | 190
BRANDON, MISS. / BRANDON HS

QUICK HITS

- Brother of Kellum Clark, a 2023 MLB Draft Pick of the New York Mets

SINGLE GAME CAREER HIGHS

Innings	1.0	vs. Mt. St. Mary's (2/29/24)
Strikeouts	2	vs. Mt. St. Mary's (2/29/24)
Walks	0	vs. Mt. St. Mary's (2/29/24)

MISCELLANEOUS STATS

	2024	CAREER GAMES
5+ Strikeouts	--	--
10+ Strikeouts	--	--
2 or Fewer Hits Allowed	1	1
Longest Scoreless Innings Stretch	1.0	1.0
Wins in a Row*	--	--

*no decisions do not break a streak

**designates as current

CLARK'S GAME-BY-GAME PITCHING STATS

DATE	OPP	GS	IP	H	R	ER	BB	SO	2B	3B	HR	WP	BK	HBP	W/L	SV	ERA
2/29	Mt. St. Mary's	1.0	0	0	0	0	2	0	0	0	0	0	0	1	0/0	0	0.00
3/19	Memphis	0.0	4	4	4	0	0	0	0	1	0	0	0	0	0/0	0	99.00
TOTALS		1.0	4	4	4	0	2	0	0	1	0	0	1	0/0	0	36.00	

CAREER PITCHING STATS

YEAR	ERA	W-L	APP	GS	CG	SHO	SV	IP	H	R	ER	BB	SO	BF	B/AVG	WP	HBP
2024	36.00	0-0	2	0	0	0	0	1.0	4	4	4	0	2	9	.500	0	1
TOTAL	36.00	0-0	2	0	0	0	0	1.0	4	4	4	0	2	9	.500	0	1

12 EVAN SIARY

RHP | R/R | SO. | 6-1 | 190
COLUMBUS, MISS. / STARKVILLE ACADEMY

QUICK HITS

- In 28.0 innings pitched, put together 28 strikeouts and seven walks
- Earned first win of the season against Ole Miss on April 25
- Pitched a career-high five strikeouts through three innings against ULM (2/21)

SINGLE GAME CAREER HIGHS

Innings	4.1	vs. Kentucky (3/19/23)
Strikeouts	5	vs. ULM (2/21/23)
Walks	3	vs. Ohio State (3/3/23)

MISCELLANEOUS STATS

	2024	CAREER GAMES
5+ Strikeouts	--	1
10+ Strikeouts	--	--
2 or Fewer Hits Allowed	4	11
Longest Scoreless Innings Stretch	2.0	6.1
Wins in a Row*	--	1

*no decisions do not break a streak

**designates as current

SIARY'S GAME-BY-GAME PITCHING STATS

DATE	OPP	GS	IP	H	R	ER	BB	SO	2B	3B	HR	WP	BK	HBP	W/L	SV	ERA
2/16	Air Force	2.0	3	2	2	0	1	2	0	1	0	0	0	0	0/0	0	9.00
2/20	Austin Peay	*	2.0	3	1	1	0	4	0	0	0	0	0	0	0/1	0	4.50
3/5	Southern Miss	1.0	0	0	0	0	2	0	0	0	0	0	0	0	0/0	0	0.00
3/9	Evansville	1.0	1	0	0	0	0	0	0	0	0	0	0	0	0/0	0	0.00
3/15	LSU	*	3.0	5	3	3	2	1	2	0	2	0	0	0	0/0	0	9.00
3/21	at Texas A&M	*	4.0	2	2	2	0	4	0	0	1	0	0	0	0/0	0	4.50
3/31	at Florida	2.2	3	2	2	1	4	0	0	1	0	0	1	0	0/1	0	6.75
4/7	Georgia	2.2	4	5	5	2	3	0	0	1	0	0	1	0	0/0	0	16.87
4/14	at Ole Miss	*	2.0	5	3	3	0	2	0	0	1	0	0	0	0/1	0	13.50
4/23	Memphis	1.1	2	0	0	1	1	0	0	0	0	0	0	0	0/0	0	0.00
TOTALS		19.2	18	12	12	6	19	4	0	6	0	0	2	0/3	0	7.48	

CAREER PITCHING STATS

YEAR	ERA	W-L	APP	GS	CG	SHO	SV	IP	H	R	ER	BB	SO	BF	B/AVG	WP	HBP
2023	7.07	1-2	14	3	0	0	1	28.0	35	27	22	12	28	137	.299	1	4
2024	7.48	0-3	10	4	0	0	0	21.2	28	18	18	6	22	101	.304	0	2
TOTAL	7.25	1-5	24	7	0	0	1	49.2	63	45	40	18	50	238	.301	1	6



PITCHING STAFF PROFILES

14 KHAL STEPHEN

RHP | R/R | JR. | 6-4 | 215
WILLIAMSPORT, IND. / SEEGER HS / PURDUE

QUICK HITS

- 2023 Thrid Team All-Big Ten (Sophomore Year at Purdue)
- Voted the Golden Spikes Award Week 1 Performance of the Week for his performance against Air Force
- Defeated #7 Texas A&M for his first SEC win
- Has the 2nd best ERA and has pitched the most innings in the SEC
- Dawgs have won four of his last five starts

SINGLE GAME CAREER HIGHS

Innings	8.0	At Ole Miss (4/12/24)
Strikeouts	11	vs. Auburn (4/19/24)
Walks	6	vs. Nebraska (5/18/23)*

*Career-highs from Purdue

MISCELLANEOUS STATS

	2024	CAREER GAMES
5+ Strikeouts	7	14
10+ Strikeouts	2	2
2 or Fewer Hits Allowed	1	20
Longest Scoreless Innings Stretch	12.0	12.0

STEPHEN'S GAME-BY-GAME PITCHING STATS

DATE	OPP	GS	IP	H	R	ER	BB	SO	2B	3B	HR	WP	BK	HBP	W/L	SV	ERA
2/17	Air Force	*	7.0	3	1	1	0	11	0	0	1	0	0	1	0/0	0	1.29
2/25	Ga. Southern	*	2.1	6	7	7	1	3	1	0	0	0	0	1	0/1	0	27.00
3/2	Mt. St. Mary's	*	6.0	6	0	0	1	9	0	0	0	0	0	1	1/0	0	0.00
3/9	Evansville	*	6.0	1	0	0	2	3	1	0	0	0	0	0	1/0	0	0.00
3/16	LSU	*	2.0	5	5	5	1	1	0	0	3	0	0	0	0/1	0	22.50
3/22	at Texas A&M	*	6.2	5	1	1	3	5	1	0	0	0	0	0	1/0	0	1.35
3/29	at Florida	*	6.0	3	2	2	2	8	0	0	2	0	0	0	0/0	0	3.00
4/5	Georgia	*	6.2	5	1	0	2	7	1	0	0	1	0	1	1/0	0	0.00
4/12	at Ole Miss	*	8.0	3	0	0	0	9	0	0	0	1	0	1	1/0	0	0.00
4/19	Auburn	*	7.0	6	1	0	2	11	1	0	0	1	0	0	1/0	0	0.00
TOTALS			10	57.2	43	18	16	14	67	5	0	6	3	0	5/2	0	2.50

CAREER PITCHING STATS

YEAR	ERA	W-L	APP	GS	CG	SHO	SV	IP	H	R	ER	BB	SO	BF	B/AVG	WP	HBP
2022*	8.29	3-4	23	0	0	0	2	33.2	39	32	31	18	38	160	.287	6	3
2023*	5.21	7-4	14	14	0	0	0	76.0	72	51	44	30	66	333	.248	1	8
2024	2.50	6-2	10	10	0	0	0	57.2	43	18	16	14	67	230	.204	3	5
TOTAL	4.89	16-10	47	24	0	0	2	167.1	154	101	91	62	171	723	.246	10	16

*Statistics from Purdue

16 COLE CHEATHAM

LHP | L/L | JR. | 6-3 | 185
ARDMORE ALA. / ARDMORE HS

QUICK HITS

- Punched out 11 batters through 11.1 innings of work
- Earned a season-high four strikeouts at Tennessee on April 19

SINGLE GAME CAREER HIGHS

Innings	3.0	vs. Samford (5/10/22)
Strikeouts	4	vs. Tennessee (5/19/22)
Walks	4	vs. Arkansas (4/1/22)

MISCELLANEOUS STATS

	2024	CAREER GAMES
5+ Strikeouts	--	--
10+ Strikeouts	--	--
2 or Fewer Hits Allowed	7	19
Longest Scoreless Innings Stretch	1.2	8
Wins in a Row*	--	--

*no decisions do not break a streak

**designates as current

CHEATHAM'S GAME-BY-GAME PITCHING STATS

DATE	OPP	GS	IP	H	R	ER	BB	SO	2B	3B	HR	WP	BK	HBP	W/L	SV	ERA
2/17	Air Force		0.1	0	0	0	0	0	0	0	0	0	0	0	0/0	0	0.00
2/20	Austin Peay		0.1	0	0	0	0	1	0	0	0	0	0	0	0/0	0	0.00
2/24	Ga. Southern		0.0	1	0	0	0	0	0	0	0	0	0	0	0/0	0	0.00
3/8	Evansville		0.0	0	0	0	1	0	0	0	0	0	0	0	0/0	0	0.00
4/2	Central Arkansas		1.0	0	0	0	0	0	0	0	0	0	0	0	0/0	0	0.00
4/14	at Ole Miss		2.0	1	1	1	2	2	0	0	0	0	0	0	0/0	0	4.50
4/21	Auburn		0.0	0	0	0	1	0	0	0	0	0	0	0	0/0	0	0.00
TOTALS			3.2	1	1	1	4	3	0	0	0	0	0	0	0/0	0	2.45

CAREER PITCHING STATS

YEAR	ERA	W-L	APP	GS	CG	SHO	SV	IP	H	R	ER	BB	SO	BF	B/AVG	WP	HBP
2022	9.24	0-0	10	1	0	0	0	12.2	17	13	13	12	18	70	.304	2	2
2023	7.15	0-0	9	0	0	0	0	11.1	14	15	9	11	11	61	.292	5	0
2024	2.45	0-0	7	0	0	0	0	3.2	2	1	1	4	3	18	.143	0	0
TOTAL	7.48	0-0	26	1	0	0	0	27.2	33	29	23	27	32	149	.280	7	2



PITCHING STAFF PROFILES

17 STONE SIMMONS

RHP | R/R | GR. | 6-4 | 235
HOUSTON, TEXAS / THE KINKAID SCHOOL / FURMAN

QUICK HITS

- Missed the 2023 season due to injury. Was the teams first base coach in 2023
- Last pitched on March 5, 2022 at Tulane

SINGLE GAME CAREER HIGHS

Innings	7.0	vs. Fordham (2/28/20)*
Strikeouts	8	vs. Fordham (2/28/20)*
Walks	3	vs. Campbell (3/6/20)*

*Career-highs from Furman

MISCELLANEOUS STATS

	2024	CAREER GAMES
5+ Strikeouts	--	2
10+ Strikeouts	--	--
2 or Fewer Hits Allowed	--	17
Longest Scoreless Innings Stretch	--	5.2
Wins in a Row*	--	1

*no decisions do not break a streak

**designates as current

SIMMONS' GAME-BY-GAME PITCHING STATS

DATE	OPP	GS	IP	H	R	ER	BB	SO	2B	3B	HR	WP	BK	HBP	W/L	SV	ERA
TOTALS		0.0	0	0	0	0	0	0	0	0	0	0	0	0	-/-	0	0.00

CAREER PITCHING STATS

YEAR	ERA	W-L	APP	GS	CG	SHO	SV	IP	H	R	ER	BB	SO	BF	B/AVG	WP	HBP
2020*	2.91	0-3	4	4	0	0	0	21.2	23	11	7	6	17	96	.271	3	2
2021	4.81	1-1	19	0	0	0	2	24.1	22	15	13	8	29	104	.234	2	1
2022	0.00	0-0	3	0	0	0	0	4.1	0	0	0	0	6	13	.000	0	0
2023								DNP									
2024	0.00	0-0	0	0	0	0	0	0.0	0	0	0	0	0	0	.000	0	0
TOTAL	3.91	1-4	26	4	0	0	2	46.0	45	26	20	14	46	213	.230	5	3

*Statistics from Furman

19 MAX MILLER

LHP | L/L | SO. | 6-1 | 205
VANCELEAVE, MISS. / VANCELEAVE HS

QUICK HITS

- Made his Dawg debut on March 10 against Evansville

SINGLE GAME CAREER HIGHS

Innings	--	--
Strikeouts	--	--
Walks	1	Evansville (3/10/24)

MISCELLANEOUS STATS

	2024	CAREER GAMES
5+ Strikeouts	--	--
10+ Strikeouts	--	--
2 or Fewer Hits Allowed	--	--
Longest Scoreless Innings Stretch	--	--
Wins in a Row*	--	--

*no decisions do not break a streak

**designates as current

MILLER'S GAME-BY-GAME PITCHING STATS

DATE	OPP	GS	IP	H	R	ER	BB	SO	2B	3B	HR	WP	BK	HBP	W/L	SV	ERA
3/10	Evansville	0.0	0	0	0	1	0	0	0	0	0	0	0	0	-/-	0	0.00
TOTALS		0.0	0	0	0	1	0	0	0	0	0	0	0	0	-/-	0	0.00

CAREER PITCHING STATS

YEAR	ERA	W-L	APP	GS	CG	SHO	SV	IP	H	R	ER	BB	SO	BF	B/AVG	WP	HBP
2023								DNP									
2024	0.00	0-0	1	0	0	0	0	0.0	0	0	0	1	0	1	.000	0	0
TOTAL	0.00	0-0	1	0	0	0	0	0.0	0	0	0	1	0	1	.000	0	0



PITCHING STAFF PROFILES

20 WILL PASSEAU

RHP | R/R | JR. | 6-2 | 215
MOBILE, ALA. / ST. PAUL'S EPISCOPAL SCHOOL / PEARL RIVER CC

QUICK HITS

- Ended the 2022-23 season with a career best 2.26 ERA^
- Totalled 87 punchouts in 67.2 innings pitched in the 2022-23 season^

SINGLE GAME CAREER HIGHS

Innings	--	--
Strikeouts	--	--
Walks	--	--

MISCELLANEOUS STATS

	2024	CAREER GAMES
5+ Strikeouts	--	--
10+ Strikeouts	--	--
2 or Fewer Hits Allowed	--	--
Longest Scoreless Innings Stretch	--	--
Wins in a Row*	--	--

*no decisions do not break a streak

**designates as current

*Pearl River CC

PASSEAU'S GAME-BY-GAME PITCHING STATS

DATE	OPP	GS	IP	H	R	ER	BB	SO	2B	3B	HR	WP	BK	HBP	W/L	SV	ERA
TOTALS		0.0	0	0	0	0	0	0	0	0	0	0	0	0	-/-	0	0.00

CAREER PITCHING STATS

YEAR	ERA	W-L	APP	GS	CG	SHO	SV	IP	H	R	ER	BB	SO	BF	B/AVG	WP	HBP
2024	0.00	0-0	0	0	0	0	0	0.0	0	0	0	0	0	0	.000	0	0
TOTAL	0.00	0-0	0	0	0	0	0	0.0	0	0	0	0	0	0	.000	0	0

21 COLBY HOLCOMBE

RHP | R/R | JR. | 6-6 | 250
FLORENCE, ALA. / CENTRAL HS / NE MISSISSIPPI CC

QUICK HITS

- Tallied eight strikeouts against South Carolina on Mar. 30, a season-high, in 2023
- Third on the team with 49 strikeouts in 2023
- Held opponents to a .228 batting average in 2023
- Sixth on the team for most innings pitched (36.0) in 2023

SINGLE GAME CAREER HIGHS

Innings	4.1	vs. Arkansas (5/6/23)
Strikeouts	8	vs. South Carolina (3/30/23)
Walks	6	vs. South Carolina (3/30/23)

MISCELLANEOUS STATS

	2024	CAREER GAMES
5+ Strikeouts	1	6
10+ Strikeouts	--	--
2 or Fewer Hits Allowed	5	19
Longest Scoreless Innings Stretch	4.0	4.1
Wins in a Row*	1	1

*no decisions do not break a streak

**designates as current

HOLCOMBE'S GAME-BY-GAME PITCHING STATS

DATE	OPP	GS	IP	H	R	ER	BB	SO	2B	3B	HR	WP	BK	HBP	W/L	SV	ERA
2/17	Air Force		1.0	0	2	2	3	1	0	0	0	0	0	1	0/1	0	18.00
2/21	Austin Peay		2.1	1	1	1	1	2	0	0	1	0	0	0	0/0	0	3.86
2/27	Jackson State	*	1.1	3	5	5	2	2	0	0	1	0	0	0	0/0	0	33.75
3/9	Evansville		1.0	3	3	3	1	1	0	0	2	0	0	0	0/0	0	27.00
3/13	New Orleans		4.0	0	0	0	2	7	0	0	0	0	0	0	0/0	0	0.00
3/19	Memphis		3.2	3	1	1	0	4	1	0	0	0	0	0	1/0	0	2.45
3/26	at Samford		1.1	4	4	4	0	1	2	0	1	0	1	0	0/0	0	27.00
4/2	Central Arkansas		2.0	4	2	2	1	3	2	0	0	0	0	0	0/0	0	9.00
4/14	at Ole Miss		1.1	4	4	4	1	1	0	0	1	0	0	1	0/0	0	27.00
4/16	Alcorn State		1.0	1	0	0	0	3	0	0	0	0	0	0	0/0	0	0.00
4/23	Memphis		0.2	2	2	2	1	0	0	0	0	0	0	0	0/0	0	27.00
TOTALS			19.2	25	24	24	12	25	5	0	6	0	1	2	1/1	0	10.98

CAREER PITCHING STATS

YEAR	ERA	W-L	APP	GS	CG	SHO	SV	IP	H	R	ER	BB	SO	BF	B/AVG	WP	HBP
2023	8.25	2-2	18	3	0	0	0	36.0	31	38	33	42	49	185	.228	3	3
2024	10.98	1-1	11	1	0	0	0	19.2	25	24	24	12	25	97	.316	0	2
TOTAL	9.22	3-3	29	4	0	0	0	55.2	56	62	57	54	74	282	.260	3	5



PITCHING STAFF PROFILES

25 NATE DOHM

RHP | R/R | SO. | 6-4 | 210
ZIONSVILLE, IND. / ZIONSVILLE HS / BALL STATE

QUICK HITS

- Earned the opening day start for the Dawgs in 2024
- 2023 Frisco Classic All-Tournament selection
- Earned his first start of the season against Vanderbilt on March 26, 2023
- Led the 2023 Diamond Dawgs in wins (6)
- Put together a 6-4 record and two saves on the season, the saves were tied for a team-high, in 2023
- Tallied 49 strikeouts and just 12 walks, in 2023

SINGLE GAME CAREER HIGHS

Innings	7.0	vs. Mount St. Mary's (2/29/23)
Strikeouts	13	vs. Miami (5/21/22)*
Walks	4	vs. Central Michigan (5/28/22)*

*Career-highs from Ball State

MISCELLANEOUS STATS

	2024	CAREER GAMES
5+ Strikeouts	3	9
10+ Strikeouts	2	3
2 or Fewer Hits Allowed	1	20
Longest Scoreless Innings Stretch	0.1	9.0
Wins in a Row*	3**	3

*no decisions do not break a streak

**designates as current

DOHM'S GAME-BY-GAME PITCHING STATS

DATE	OPP	GS	IP	H	R	ER	BB	SO	2B	3B	HR	WP	BK	HBP	W/L	SV	ERA
2/16	Air Force	*	4.0	6	2	1	2	4	2	0	0	1	0	0	0/0	0	2.25
2/23	Ga. Southern	*	6.2	4	0	0	1	10	0	0	0	0	0	0	1/0	0	0.00
2/29	Mt. St. Mary's	*	7.0	4	1	1	0	8	0	0	0	0	0	1	1/0	0	1.29
3/8	Evansville	*	6.1	7	2	2	1	10	2	1	0	0	0	0	1/0	0	2.84
4/7	Georgia	*	0.1	1	0	0	0	0	0	0	0	1	0	0	0/0	0	0.00
TOTALS			24.1	22	5	4	4	32	4	1	0	2	0	1	3/0	0	1.48

CAREER PITCHING STATS

YEAR	ERA	W-L	APP	GS	CG	SHO	SV	IP	H	R	ER	BB	SO	BF	B/AVG	WP	HBP
2022*	5.71	4-3	15	3	1	0	2	41.0	32	29	26	26	56	182	.218	7	5
2023	4.07	6-4	17	2	0	0	2	41.0	42	28	19	12	49	186	.258	5	6
2024	1.48	3-0	5	5	0	0	0	24.1	22	5	4	4	32	97	.244	2	1
TOTAL	4.14	13-7	37	10	1	0	4	106.1	96	62	49	42	137	465	.240	14	12

* Statistics from Ball State

26 TYSON HARDIN

RHP | R/R | SO. | 6-2 | 185
DOVER, FLA. / STRAWBERRY CREST HS / DAYTON STATE COLLEGE

QUICK HITS

- Pitched 19.2 innings collecting 25 strikeouts on during the 2023 season
- Made Bulldog debut against VMI on Feb. 17, 2023
- Picked up a save and a win on April 21 in a doubleheader against Auburn

SINGLE GAME CAREER HIGHS

Innings	2.2	vs. Austin Peay (2/21/24)
Strikeouts	5	vs. Auburn (4/21/24)
Walks	3	vs. Austin Peay (2/21/24)

MISCELLANEOUS STATS

	2024	CAREER GAMES
5+ Strikeouts	1	1
10+ Strikeouts	--	--
2 or Fewer Hits Allowed	11	18
Longest Scoreless Innings Stretch	15.2**	15.2**
Wins in a Row*	3**	3**

*no decisions do not break a streak

**designates as current

HARDIN'S GAME-BY-GAME PITCHING STATS

DATE	OPP	GS	IP	H	R	ER	BB	SO	2B	3B	HR	WP	BK	HBP	W/L	SV	ERA
2/18	Air Force		1.0	2	1	0	0	0	0	0	0	1	0	0	1/0	0	0.00
2/21	Austin Peay	*	2.2	4	4	4	3	1	1	0	0	0	0	0	0/0	0	13.50
2/24	Ga. Southern		1.2	3	2	2	0	0	1	0	0	0	0	0	0/0	0	10.80
3/2	Mt. St. Mary's		1.0	0	0	0	0	2	0	0	0	0	0	0	0/0	0	0.00
3/5	Southern Miss		2.0	1	0	0	1	1	0	0	0	0	0	0	1/0	0	0.00
3/8	Evansville		1.0	2	0	0	0	0	1	0	0	0	0	0	0/0	0	0.00
3/13	New Orleans	*	2.0	1	0	0	0	2	0	1	0	0	0	0	0/0	0	0.00
3/16	LSU		2.1	2	0	0	3	3	0	0	0	2	0	0	0/0	0	0.00
3/30	at Florida		2.0	1	0	0	1	3	0	0	0	0	0	0	0/0	0	0.00
4/6	Georgia		2.0	1	0	0	1	0	0	0	0	0	0	0	0/0	0	0.00
4/12	at Ole Miss		1.0	0	0	0	0	2	0	0	0	0	0	0	0/0	0	0.00
4/21	Auburn		0.1	0	0	0	0	0	0	0	0	0	0	0	0/0	0	0.00
4/21	Auburn		2.0	0	0	0	0	5	0	0	0	0	0	0	1/0	0	0.00
TOTALS			20.0	17	7	6	9	19	3	1	0	3	0	0	3/0	0	2.57

CAREER PITCHING STATS

YEAR	ERA	W-L	APP	GS	CG	SHO	SV	IP	H	R	ER	BB	SO	BF	B/AVG	WP	HBP
2023	12.81	0-0	15	0	0	0	0	19.2	40	29	28	11	25	112	.412	5	1
2024	2.57	3-0	13	2	0	0	1	21.0	17	7	6	9	19	88	.233	3	0
TOTAL	7.52	3-0	28	2	0	0	1	40.2	57	36	34	20	44	200	.335	8	1



PITCHING STAFF PROFILES

27 GAVIN BLACK

RHP | L/R | SO. | 6-0 | 195
BOGART, GA / NW FLORIDA STATE COLLEGE

QUICK HITS

- Pitched a scoreless inning against Alcorn State

SINGLE GAME CAREER HIGHS

Innings	1.1	Ga. Southern (2/23/24)
Strikeouts	3	Ga. Southern (2/23/24)
Walks	1	Mt. St. Mary's (3/2/24)

MISCELLANEOUS STATS

	2024	CAREER GAMES
5+ Strikeouts	--	--
10+ Strikeouts	--	--
2 or Fewer Hits Allowed	6	6
Longest Scoreless Innings Stretch	--	--
Wins in a Row*	--	--

*no decisions do not break a streak

**designates as current

BLACK'S GAME-BY-GAME PITCHING STATS

DATE	OPP	GS	IP	H	R	ER	BB	SO	2B	3B	HR	WP	BK	HBP	W/L	SV	ERA
2/18	Air Force	1.0	0	0	0	1	3	0	0	0	0	0	0	0	0/0	0	0.00
2/21	Austin Peay	1.1	1	0	0	0	2	0	0	0	0	0	0	0	0/0	0	0.00
2/23	Ga. Southern	1.1	2	1	1	0	3	0	0	1	0	0	0	0	0/0	0	6.75
3/2	Mt. St. Mary's	1.0	2	2	1	1	0	0	0	0	0	0	0	0	0/0	0	9.00
3/8	Evansville	0.1	1	0	0	0	1	0	0	0	0	0	1	0	0/0	0	0.00
3/16	LSU	0.2	4	4	4	0	0	0	0	1	0	0	0	0	0/0	0	54.00
4/16	Alcorn State	1.0	0	0	0	0	2	0	0	0	0	0	0	0	0/0	0	0.00
TOTALS		6.2	10	7	6	2	11	0	0	1	0	0	1	0	0/0	0	8.10

CAREER PITCHING STATS

YEAR	ERA	W-L	APP	GS	CG	SHO	SV	IP	H	R	ER	BB	SO	BF	B/AVG	WP	HBP
2024	8.10	0-0	7	0	0	0	0	6.2	8	7	6	6	11	36	.286	0	1
TOTAL	8.10	0-0	7	0	0	0	0	6.2	8	7	6	6	11	36	.286	0	1

28 GAGE HALEY

RHP | R/R | FR. | 6-5 | 270
SOUTHAVEN, MISS / LEWISBURG HS

QUICK HITS

- Made his Dawg debut against Central Arkansas

SINGLE GAME CAREER HIGHS

Innings	2.0	vs. Central Arkansas (4/2/24)
Strikeouts	2	vs. Central Arkansas (4/2/24)
Walks	2	vs. Central Arkansas (4/2/24)

MISCELLANEOUS STATS

	2024	CAREER GAMES
5+ Strikeouts	--	--
10+ Strikeouts	--	--
2 or Fewer Hits Allowed	1	1
Longest Scoreless Innings Stretch	2.0**	2.0**
Wins in a Row*	--	--

*no decisions do not break a streak

**designates as current

HALEY'S GAME-BY-GAME PITCHING STATS

DATE	OPP	GS	IP	H	R	ER	BB	SO	2B	3B	HR	WP	BK	HBP	W/L	SV	ERA
4/2	Central Arkansas	2.0	0	0	0	2	2	0	0	0	0	0	0	2	0/0	0	0.00
TOTALS		2.0	0	0	0	2	2	0	0	0	0	0	0	2	-/-	0	0.00

CAREER PITCHING STATS

YEAR	ERA	W-L	APP	GS	CG	SHO	SV	IP	H	R	ER	BB	SO	BF	B/AVG	WP	HBP
2024	0.00	0-0	1	0	0	0	0	2.0	0	0	0	2	2	10	.000	0	0
TOTAL	0.00	0-0	1	0	0	0	0	2.0	0	0	0	2	2	10	.000	0	0



PITCHING STAFF PROFILES

30 BRADLEY LOFTIN

LHP | L/L | FR. | 6-3 | 197
SOUTHAVEN, MISS. / DESOTO CENTRAL HS

QUICK HITS

- Collected two wins in a row dating back to 2023
- Earned a 2-1 record in 26.1 innings pitched in 2023
- During 2023, limited opponents to a .146 batting average
- Grabbed first career win on March 7, 2023, against Valparaiso

SINGLE GAME CAREER HIGHS

Innings	6.0	vs. Valparaiso (3/3/23)
Strikeouts	11	vs. Valparaiso (3/3/23)
Walks	6	vs. Alabama (4/7/23)

MISCELLANEOUS STATS

	2024	CAREER GAMES
5+ Strikeouts	--	5
10+ Strikeouts	--	1
2 or Fewer Hits Allowed	2	7
Longest Scoreless Innings Stretch	--	8.0
Wins in a Row*	--	2

*no decisions do not break a streak

**designates as current

LOFTIN'S GAME-BY-GAME PITCHING STATS

DATE	OPP	GS	IP	H	R	ER	BB	SO	2B	3B	HR	WP	BK	HBP	W/L	SV	ERA
2/27	Jackson State		2.0	2	1	1	0	2	1	0	1	1	0	1	0/0	0	4.50
3/12	South Alabama	*	3.0	2	0	0	0	6	0	0	0	0	0	0	0/0	0	0.00
3/19	Memphis	*	3.0	3	3	2	1	4	1	0	0	0	0	0	0/0	0	6.00
TOTALS			8.0	7	4	3	1	12	2	0	1	1	0	1	0/0	0	3.38

CAREER PITCHING STATS

YEAR	ERA	W-L	APP	GS	CG	SHO	SV	IP	H	R	ER	BB	SO	BF	B/AVG	WP	HBP
2023	3.08	2-1	7	5	0	0	0	26.1	13	12	9	28	43	122	.146	4	3
2024	3.38	0-0	3	2	0	0	0	8.0	7	4	3	1	12	32	.233	1	1
TOTAL	3.15	2-1	10	7	0	0	0	34.1	20	16	12	29	55	154	.168	5	4

31 KARSON LIGON

RHP | R/R | JR. | 6-1 | 210
SARASOTA, FLA. / RIVER VIEW HS / MIAMI

QUICK HITS

- 2023 ACC Pitched of the Week (4/3)
- 2022 ACC All-Freshman Team at Miami (Fla.)

SINGLE GAME CAREER HIGHS

Innings	8.0	vs. Florida State (3/31/23)*
Strikeouts	8	vs. Pittsburgh (4/23/22)*
Walks	5	vs. Duke (4/2/22)*

*Career-highs from Miami

MISCELLANEOUS STATS

	2024	CAREER GAMES
5+ Strikeouts	--	11
10+ Strikeouts	--	--
2 or Fewer Hits Allowed	8	9
Longest Scoreless Innings Stretch	4.1	8.0
Wins in a Row*	--	3

*no decisions do not break a streak

**designates as current

LIGON'S GAME-BY-GAME PITCHING STATS

DATE	OPP	GS	IP	H	R	ER	BB	SO	2B	3B	HR	WP	BK	HBP	W/L	SV	ERA
2/18	Air Force		1.0	1	0	0	0	1	0	0	0	0	0	0	0/0	0	0.00
2/21	Austin Peay		0.1	3	3	3	0	1	0	0	2	0	0	0	0/0	0	81.00
2/24	Ga. Southern		2.2	2	2	1	2	3	0	0	1	0	0	2	0/0	0	3.37
3/5	Southern Miss	*	1.0	3	4	3	2	1	0	0	1	1	0	0	0/0	0	27.00
3/13	New Orleans		3.0	1	1	0	2	3	1	0	0	0	0	0	0/0	0	0.00
3/16	LSU		3.1	2	0	0	3	3	0	0	0	0	0	0	0/0	0	0.00
3/23	at Texas A&M		1.0	0	0	0	0	1	0	0	0	0	0	0	0/0	0	0.00
3/31	at Florida	*	2.1	1	1	1	3	1	0	0	0	1	0	2	0/0	0	3.86
4/13	at Ole Miss		1.2	1	1	0	2	1	0	0	0	1	0	0	0/0	0	0.00
4/16	Alcorn State		1.0	0	0	0	1	1	0	0	0	0	0	0	0/0	0	0.00
TOTALS			17.1	14	12	8	15	16	1	0	4	3	0	4	0/0	0	4.15

CAREER PITCHING STATS

YEAR	ERA	W-L	APP	GS	CG	SHO	SV	IP	H	R	ER	BB	SO	BF	B/AVG	WP	HBP
2022*	4.90	6-6	16	15	0	0	0	75.1	82	47	41	32	67	346	.264	5	10
2023*	4.80	3-2	10	10	0	2	0	50.2	44	30	27	20	37	222	.237	2	9
2024	4.15	0-0	10	2	0	0	0	17.1	14	12	8	15	16	83	.219	3	4
TOTAL	4.77	9-8	36	27	0	2	0	143.1	140	89	76	67	120	651	.240	10	23

* Statistics from Miami

PITCHING STAFF PROFILES

45 TYLER DAVIS

LHP | L/L | JR. | 6-2 | 210
NEWPORT NEWS, VA. / MENCHVILLE HS / VCU

QUICK HITS

- Has one win in a row dating back to 2023
- Pitched 22.2 innings and struck out 28
- Has three wins on teh season with his last one coming agianst Georgia (4/7)

SINGLE GAME CAREER HIGHS

Innings	6.0	vs. George Mason (4/2/22)*
Strikeouts	7	vs. Dayton (4/29/22)*
Walks	4	vs. Davidson (5/27/22)*

*Career-highs from VCU

MISCELLANEOUS STATS

	2024	CAREER GAMES
5+ Strikeouts	1	11
10+ Strikeouts	--	--
2 or Fewer Hits Allowed	16	33
Longest Scoreless Innings Stretch	9.1	14
Wins in a Row*	3**	4

*no decisions do not break a streak

**designates as current

DAVIS' GAME-BY-GAME PITCHING STATS

DATE	OPP	GS	IP	H	R	ER	BB	SO	2B	3B	HR	WP	BK	HBP	W/L	SV	ERA
2/16	Air Force	1.0	1	0	0	0	2	1	0	0	0	0	0	0	1/0	0	0.00
2/18	Air Force	1.0	1	0	0	0	2	0	0	0	0	0	0	0	0/0	0	0.00
2/21	Austin Peay	0.2	3	1	1	0	1	1	0	0	0	0	0	0	0/0	0	13.50
2/25	Ga. Southern	1.0	1	0	0	1	1	0	0	0	0	0	0	0	0/0	0	0.00
2/29	Mt. St. Mary's	0.1	2	1	1	1	1	0	0	0	0	0	0	0	0/0	0	27.00
3/5	Southern Miss	2.0	0	0	0	0	2	0	0	0	0	0	0	0	0/0	0	0.00
3/12	South Alabama	1.1	1	0	0	1	1	0	0	0	0	0	0	0	0/0	0	0.00
3/17	LSU	2.0	1	0	0	1	2	0	0	0	0	0	0	0	0/0	0	0.00
3/22	at Texas A&M	2.0	0	0	0	1	2	0	0	0	0	0	0	0	0/0	0	0.00
3/26	at Samford	2.0	1	0	0	1	5	1	0	0	0	0	0	0	1/0	0	0.00
3/29	at Florida	0.0	0	2	2	2	0	0	0	0	0	0	0	0	0/0	0	99.00
4/2	Central Arkansas	1.0	0	0	0	0	0	0	0	0	0	0	0	0	0/0	0	0.00
4/5	Georgia	0.0	0	0	0	1	0	0	0	0	0	0	0	0	0/0	0	0.00
4/7	Georgia	3.0	1	0	0	0	3	0	0	0	0	0	0	1	1/0	0	0.00
4/13	at Ole Miss	1.2	2	0	0	2	0	2	0	0	0	0	0	0	0/0	0	0.00
4/19	Auburn	2.0	2	0	0	0	4	0	0	0	0	0	0	0	0/0	0	0.00
4/23	Memphis	1.0	0	0	0	0	2	0	0	0	0	0	0	0	0/0	1	0.00
TOTALS		22.0	16	4	4	11	28	5	0	0	0	0	0	1	3/0	1	1.64

CAREER PITCHING STATS

YEAR	ERA	W-L	APP	GS	CG	SHO	SV	IP	H	R	ER	BB	SO	BF	B/AVG	WP	HBP
2021*	4.86	9-2	21	0	0	0	5	53.2	55	35	29	27	53	246	.267	1	6
2022*	3.60	5-3	17	15	0	0	0	60.0	47	26	24	21	63	255	.210	2	6
2023	9.13	1-0	14	0	0	0	0	22.2	31	26	23	21	21	123	.316	2	2
2024	1.64	3-0	17	0	0	0	1	22.0	16	4	4	11	28	93	.200	0	1
TOTAL	4.55	18-5	69	15	0	0	6	158.1	149	91	80	77	165	717	.248	5	15

* Statistics from VCU

48 BROOKS AUGER

RHP | R/R | JR. | 6-5 | 205
FARMERVILLE, LA. / CEDAR CREEK HS / HINDS CC

QUICK HITS

- Made his first start of the season on April 21 in game two of a doubleheader against Auburn
- Tied his season long of three innings pitched on April 21

SINGLE GAME CAREER HIGHS

Innings	3.1	vs. Arkansas (4/3/22)
Strikeouts	4	vs. Southern (3/23/22)
Walks	3	vs. Auburn (4/21/24)

MISCELLANEOUS STATS

	2024	CAREER GAMES
5+ Strikeouts	--	--
10+ Strikeouts	--	--
2 or Fewer Hits Allowed	13	13
Longest Scoreless Innings Stretch	8.0	12
Wins in a Row*	--	2

*no decisions do not break a streak

**designates as current

AUGER'S GAME-BY-GAME PITCHING STATS

DATE	OPP	GS	IP	H	R	ER	BB	SO	2B	3B	HR	WP	BK	HBP	W/L	SV	ERA
2/17	Air Force	0.2	1	0	0	1	1	0	0	0	0	0	0	0	0/0	0	0.00
2/20	Austin Peay	2.2	1	0	0	0	3	0	0	0	0	0	0	0	0/0	0	0.00
2/23	Ga. Southern	1.0	0	0	0	0	2	0	0	0	0	0	0	0	0/0	0	0.00
2/25	Ga. Southern	1.0	1	0	0	1	1	0	0	0	0	0	0	0	0/0	0	0.00
2/29	Mt. St. Mary's	0.2	0	0	0	0	1	0	0	0	0	0	0	0	0/0	0	0.00
3/5	Southern Miss	1.0	0	0	0	0	1	0	0	0	0	0	0	0	0/0	1	0.00
3/8	Evansville	1.0	1	0	0	0	0	0	0	0	0	0	0	0	0/0	1	0.00
3/12	South Alabama	1.0	2	2	2	1	2	1	0	0	0	0	0	0	0/1	0	18.00
3/23	at Texas A&M	1.0	0	0	0	0	1	0	0	0	0	0	0	0	0/0	0	0.00
3/26	at Samford	1.0	2	0	0	0	0	1	0	0	0	0	0	0	0/0	0	0.00
3/29	at Florida	1.1	2	2	2	1	1	1	0	0	0	0	0	0	0/0	0	13.50
4/7	Georgia	3.0	6	3	1	0	3	1	0	0	0	0	0	0	0/0	0	3.00
4/13	at Ole Miss	3.0	2	0	0	2	3	1	0	0	0	0	0	0	0/0	0	0.00
4/21	Auburn	*	3.0	1	3	3	3	3	0	0	0	0	0	0	0/0	0	9.00
TOTALS		21.1	19	10	8	9	22	5	0	0	1	0	0	0	0/1	2	3.38

CAREER PITCHING STATS

YEAR	ERA	W-L	APP	GS	CG	SHO	SV	IP	H	R	ER	BB	SO	BF	B/AVG	WP	HBP
2022	3.05	2-0	16	0	0	0	0	20.2	16	10	7	12	27	90	.219	0	1
2023								DNP									
2024	3.38	0-1	14	1	0	0	2	21.1	19	10	8	9	22	93	.226	1	0
TOTAL	3.21	2-1	30	1	0	0	2	42.0	35	20	15	21	49	183	.223	1	1



PITCHING STAFF PROFILES

50 JURRANGELO CIJNTJE

BHP | S/S | FR. | 5-11 | 170
PEMBROKE PINES, FLA. / CHAMPAGNT CATHOLIC HS

QUICK HITS

- Made collegiate debut on Feb. 19, 2023, against VMI
- Earned first start against ULM on Feb. 22, 2023
- Pitched 50 innings on the season, a team-high, during the 2023 season
- Led the team with 63 strikeouts last season
- Pitched a career-high seven innings at Florida on March 30.
- Tallied a career best 10 strikeouts against Mount St. Mary's (3/2) and Evansville (3/10)
- Led the Diamond Dawgs to the first shutout since June 30, 2021 on March 2
- Has the 6th most strikeouts in the SEC with 69

SINGLE GAME CAREER HIGHS

Innings	7.0	at Florida (3/30/24)
Strikeouts	10	vs. Evansville (3/10/24)
Walks	5	vs. LSU (3/17/24)

MISCELLANEOUS STATS

	2024	CAREER GAMES
5+ Strikeouts	7	13
10+ Strikeouts	2	2
2 Or Fewer Hits Allowed	3	9
Longest Scoreless Innings Stretch	6.2	8.1
Wins in a Row*	4	4

*no decisions do not break a streak

**designates as current

CIJNTJE'S GAME-BY-GAME PITCHING STATS

DATE	OPP	GS	IP	H	R	ER	BB	SO	2B	3B	HR	WP	BK	HBP	W/L	SV	ERA
2/18	Air Force	*	4.0	2	1	1	2	8	0	0	0	0	0	1	0/0	0	2.25
2/25	Ga. Southern	*	5.0	1	1	1	2	7	0	0	0	0	0	2	1/0	0	1.80
3/2	Mt. St. Mary's	*	6.2	2	0	0	4	10	1	0	0	0	0	0	1/0	0	0.00
3/10	Evansville	*	6.0	5	3	3	3	10	0	0	1	0	0	1	1/0	0	4.50
3/17	LSU	*	5.0	5	3	3	5	6	1	0	0	0	0	0	1/0	0	5.40
3/23	at Texas A&M	*	5.2	7	5	5	1	4	3	0	3	1	0	1	0/1	0	7.94
3/30	at Florida	*	7.0	5	2	2	2	8	1	0	0	0	0	0	1/0	0	2.57
4/6	Georgia	*	5.0	5	2	2	0	8	1	0	1	0	0	1	0/0	0	3.60
4/13	at Ole Miss	*	3.0	4	3	3	1	3	1	0	1	0	0	0	0/0	0	9.00
4/21	Auburn	*	6.2	3	1	1	3	5	0	0	1	0	0	1	1/0	0	1.35
TOTALS			54.0	39	21	21	23	69	8	0	7	1	0	7	6/1	0	3.50

CAREER PITCHING STATS

YEAR	ERA	W-L	APP	GS	CG	SHO	SV	IP	H	R	ER	BB	SO	BF	B/AVG	WP	HBP
2023	8.10	3-5	14	13	0	0	0	50.0	44	48	45	34	63	238	.238	5	14
2024	3.50	6-1	10	10	0	0	0	54.0	39	21	21	23	69	227	.200	1	7
TOTAL	5.71	9-6	24	23	0	0	0	104.0	83	69	66	57	132	465	.218	6	21