



MISSOURI

2024 BASEBALL GAME NOTES



MIZZOU STRATEGIC COMMUNICATIONS • 1 CHAMPIONS DRIVE SUITE 200, COLUMBIA, MO 65211 • MUTIGERS.COM

2024 SCHEDULE/RESULTS

FEBRUARY (4-4)

16	at Cal Poly (ESPN+)	L, 2-3
16	at Cal Poly (ESPN+)	W, 3-1
17	at Cal Poly (ESPN+)	W, 12-8
22	vs Cal State Bakersfield^	W, 6-3
23	at San Diego State* (MW Network)	L, 3-10
24	at UC San Diego^ (ESPN+)	L, 4-8
24	at UC San Diego^ (ESPN+)	W(11), 5-4
27	SOUTHEAST MISSOURI (SECN+)	L, 3-8

MARCH (6-14)

1	NORTHERN KENTUCKY (SECN+)	L, 1-3
2	NORTHERN KENTUCKY (SECN+)	W, 28-10
3	NORTHERN KENTUCKY (SECN+)	L, 15-16
5	LINDENWOOD (SECN+)	W, 5-4
8	PURDUE FORT WAYNE (SECN+)	L, 7-9
9	PURDUE FORT WAYNE (SECN+)	L, 7-9
9	PURDUE FORT WAYNE (SECN+)	W, 11-1
10	PURDUE FORT WAYNE (SECN+)	W, 20-2
12	at Kansas (ESPN+)	W(10), 5-4
15	at (1) Arkansas* (SECN+)	L, 0-8
16	at (1) Arkansas* (SECN+)	L, 0-6
17	at (1) Arkansas* (SECN+)	L, 1-9
19	vs Kansas#	L(10), 3-4
22	[21] KENTUCKY* (SECN+)	L(11), 4-9
23	[21] KENTUCKY* (SECN+)	W, 2-1
24	[21] KENTUCKY* (SEC Network)	L, 6-7
26	vs. Illinois@ (SEC Network)	L, 3-11
28	at (7) Vanderbilt* (SECN+)	L, 1-3
29	at (7) Vanderbilt* (SECN+)	L, 0-4
30	at (7) Vanderbilt* (SEC Network)	L, 1-3

APRIL (10-8)

2	UT MARTIN (SECN+)	W, 13-3
3	UT MARTIN (SECN+)	W, 15-9
5	[6] FLORIDA* (SECN+)	W(11), 2-1
6	[6] FLORIDA* (SECN+)	W, 4-3
7	[6] FLORIDA* (SECN+)	W, 11-10
9	SIUE (SECN+)	L, 4-5
11	at Georgia* (SEC Network)	L, 10-15
12	at Georgia* (SECN+)	W, 6-5
13	at Georgia* (SECN+)	L, 7-10
16	at Missouri State (ESPN+)	W, 6-2
19	LSU* (SEC Network)	L, 1-12
20	LSU* (SECN+)	W, 8-7
21	LSU* (SECN+)	L, 2-6
23	MISSOURI STATE (SECN+)	W, 10-6
25	at (3) Tennessee* (SEC Network)	L, 1-10
26	at (3) Tennessee* (SECN+)	L, 2-3
27	at (3) Tennessee* (SEC Network)	L, 2-3
30	LINDENWOOD (SEC Network)	W, 13-1

MAY (2-4)

3	[14] SOUTH CAROLINA* (SECN+)	L, 2-10
4	[14] SOUTH CAROLINA* (SECN+)	W, 8-3
5	[14] SOUTH CAROLINA* (SECN+)	L, 4-9
10	AUBURN* (SECN+)	W, 12-11
11	AUBURN* (SECN+)	L, 2-12
12	AUBURN* (SECN+)	L, 7-9
16	at (18) Mississippi State* (SECN+)	6 p.m.
17	at (18) Mississippi State* (SECN+)	6 p.m.
18	at (18) Mississippi State* (SECN+)	2 p.m.
21-26	at SEC Tournament% (SEC Network/ESPN2)	TBD

^ Tony Gwynn Legacy; * SEC game; # at Kansas City, Mo.; @ at Sauget, Ill.; % 2024 SEC Tournament (Hoover, Ala.);



MISSOURI

22-30, 8-19 SEC

AT

[18] MISSISSIPPI STATE

34-18, 15-12 SEC



MISSOURI TIGERS

Head Coach: Kerrick Jackson**Record at MU:** 21-28 (1st)**Overall Record:** 97-123 (5th)

MISSISSIPPI STATE BULLDOGS

Head Coach: Chris Lemonis**Record at MSU:** 201-111 (6th)**Overall Record:** 342-202-2 (10th)

SERIES INFORMATION

Game 1: Thursday, May 16, 6 p.m. (CDT)**Game 2:** Friday, May 17, 6 p.m. (CDT)**Game 3:** Saturday, May 18, 2 p.m. (CDT)**Watch:** SEC Network+ (Bart Gregory/Charlie Winfield)**Listen:** KTGR AM/FM (Tex Little/Matt Michaels)
Varsity Network App (search 'Missouri')**Live Stats:** Mizzou.StatBroadcast.com**Series History:** MU leads 13-11

PROJECTED STARTING PITCHERS

MISSOURI

Thursday, May 16 • 6 p.m. (CDT)

RHP Kaden Jacobi (1-0, 7.20 ERA)

Friday, May 17 • 6 p.m. (CDT)

TBD

Saturday, May 18 • 2 p.m. (CDT)

TBD

MISSISSIPPI STATE

Thursday, May 16 • 6 p.m. (CDT)

RHP Khal Stephen (7-3, 3.16 ERA)

Friday, May 17 • 6 p.m. (CDT)

BHP Jurranelo Cijntje (7-1, 3.57 ERA)

Saturday, May 18 • 2 p.m. (CDT)

TBD

LEADING OFF

- University of Missouri baseball hits the road for its final Southeastern Conference series of the 2024 season, as the Tigers take on No. 18 **Mississippi State** in Starkville, beginning with a 6 p.m. (CDT) contest on Thursday (May 16).
- Mizzou enters its final regular-season series still looking to gain ground in the SEC standings in its quest to secure one of 12 spots in the SEC's postseason tournament in Hoover, Ala. (May 21-26).
- The Tigers (22-30, 8-19 SEC) enter the series two games behind LSU and three games back of both Ole Miss and Florida in the SEC regular-season standings.
- Winners of three of its last four SEC series, Mississippi State enters the weekend with a 15-12 conference record, which is good for the No. 3 spot in the Western Division standings.

AROUND THE HORN

NO.	NAME (B/T)	POS	HT	WT	YR	HOMETOWN	G	AVG	R	H	HR	RBI	SB
24	Jedier Hernandez (R/R)	C	6-0	200	Jr.	Trenton, N.J.	37	.281	20	39	1	25	1
3	Danny Corona (L/R)	1B	6-3	215	Jr.	Brooklyn, N.Y.	35	.246	13	29	3	15	2
4	Matt Garcia (L/R)	2B	6-0	190	Gr.	Orlando, Fla.	41	.250	20	37	2	28	3
7	Drew Culbertson (R/R)	SS	6-0	180	Fr.	Greenwood, Ind.	45	.199	22	30	1	6	10
12	Justin Colon (R/R)	3B	6-3	180	Jr.	Carolina, Puerto Rico	20	.250	11	16	2	14	3
5	Brock Daniels (L/R)	LF	6-1	195	So.	St. Louis, Mo.	33	.301	18	34	4	28	11
18	Jackson Lovich (R/R)	CF	6-4	192	So.	Overland Park, Kan.	43	.290	33	47	8	32	5
19	Trevor Austin (R/R)	RF	5-10	188	Sr.	Jefferson City, Mo.	51	.293	48	53	11	31	0
88	Mateo Serna (S/R)	DH	6-0	195	Fr.	Doral, Fla.	25	.247	13	21	4	18	0

6	Jeric Curtis (R/R)	OF	6-0	170	So.	Cypress, Texas	34	.254	12	32	0	8	14
8	Tucker Moore (S/R)	OF	6-1	198	RFr.	Castle Rock, Colo.	30	.220	19	20	2	5	2
10	Jackson Beaman (R/R)	OF	6-1	230	So.	Lincoln, Mo.	32	.256	27	22	6	19	2
17	Thomas Curry (R/R)	DH	5-11	230	Fr.	Hartland, Wis.	25	.230	20	20	4	17	0
20	Kaden Peer (L/R)	OF	6-2	185	Fr.	Chesterfield, Mo.	36	.241	21	28	2	20	6

NO.	NAME (B/T)	HT	WT	YR	G/GS	W-L	S	IP	H	K/BB	BAA	ERA
32	Kaden Jacobi (R/R)	6-3	220	Jr.	9/0	1-0	0	15.0	21	15/4	.328	7.20
48	Logan Lunceford (R/R)	6-0	180	So.	13/13	1-5	0	56.1	67	51/25	.294	7.35
30	Carter Rustad (R/R)	6-4	194	5th	13/8	5-6	0	61.0	66	56/10	.272	6.49
26	Ryan Magdic (L/L)	6-5	240	Gr.	13/3	1-3	2	32.0	25	33/9	.214	4.50

38	Bryce Mayer (R/R)	6-3	210	Jr.	16/6	2-6	1	49.1	50	53/22	.256	6.57
25	Brock Lucas (R/R)	6-3	229	So.	17/0	4-0	1	38.0	32	28/23	.222	3.79
13	Jacob Peaden (R/R)	6-2	200	Gr.	19/0	3-1	3	37.1	42	33/22	.284	5.30
23	Ian Lohse (L/L)	6-0	199	Sr.	15/2	0-3	1	26.1	28	28/9	.267	5.13
40	Victor Quinn (R/R)	6-1	217	Jr.	13/0	0-1	0	13.1	11	15/17	.224	4.72
39	Charlie Miller (R/R)	6-3	185	Fr.	12/0	0-0	0	10.2	11	12/11	.282	5.91
47	Ben Pedersen (R/R)	6-6	210	Gr.	10/0	0-0	1	8.2	10	8/8	.313	7.27

MEDIA INFORMATION

CREDENTIALS

Media credentials will be issued to members of the working media only. Children, spouses and other non-workers are prohibited. Media members should request credentials by emailing Associate Director of Strategic Communications **Eric Doennig** at least one calendar day prior to each midweek game or weekend series. All credentials will be available for pickup at the main gate to Taylor Stadium.

INTERVIEW POLICY

Missouri head coach **Kerrick Jackson** and select players will meet the media following each home game at Taylor Stadium.

Postgame interviews will be conducted in the team meeting room, located in the McArtor Baseball Facility down the left field line. Media members should meet a member of the Mizzou Strategic Communications staff at the entrance behind the left field concourse.

INTERNET/WIFI

High speed wireless Internet is available throughout Taylor Stadium. Ethernet lines are provided for visiting radio broadcasts. WiFi login information is available in the Taylor Stadium pressbox.

STATS/ROSTERS/NOTES

Mizzou baseball information, including stats, box scores, team rosters and game notes are available at MUTigers.com as they become available. In an effort to limit our waste, hard copies of game notes, stat packs and media guides will not be distributed to media on game days.

Starting lineups and live stats are available through Mizzou.Statbroadcast.com.

MIZZOU STRATEGIC COMMUNICATIONS

For all media requests, contact Associate Director of Strategic Communications **Eric Doennig** at least 24 hours in advance.

Eric Doennig

Associate Director of Strategic Communications

Office Phone: 573-884-8519

Cell Phone: 417-430-6680

Email: ericdoennig@missouri.edu

Vince Lewis

Student Assistant

FOLLOW THE TIGERS

Website
MUTigers.com

X/Twitter
@MizzouBaseball

IG
@Missouri_Baseball

Facebook
MizzouBaseball



2024 MIZZOU BASEBALL ROSTER

NO.	NAME	YR.	POS.	B/T	HT.	WT.	HOMETOWN / PREVIOUS
1	Juju Stevens	OF	6-0	180	R/R	Jr.	Woodbridge, Conn. / Amity HS
3	Danny Corona	INF	6-3	215	L/R	Jr.	Brooklyn, N.Y. / Wake Forest
4	Matt Garcia	INF	6-0	190	S/R	Gr.	Orlando, Fla. / Bethune-Cookman
5	Brock Daniels	INF	6-1	195	L/R	So.	St. Louis, Mo. / Oklahoma
6	Jeric Curtis	OF	6-0	170	R/R	So.	Cypress, Texas / Texas Tech
7	Drew Culbertson	INF	6-0	180	R/R	Fr.	Greenwood, Ind. / Center Grove HS
8	Tucker Moore	OF	6-1	198	S/R	RFr.	Castle Rock, Colo. / Douglas County HS
10	Jackson Beaman	OF	6-1	230	R/R	So.	Lincoln, Mo. / Lincoln HS
11	Jack Holubowski	INF	6-2	205	R/R	Fr.	Chesterfield, Mo. / Marquette HS
12	Justin Colon	INF	6-3	180	R/R	Jr.	Carolina, Puerto Rico / Monteverde Acad.
13	Jacob Peaden	RHP	6-2	200	R/R	Gr.	Greenville, N.C. / Davidson
14	Isaiah Frost	OF	5-11	197	L/L	Jr.	Lee's Summit, Mo. / Blue Springs South HS
17	Thomas Curry	C/OF	5-11	230	R/R	Fr.	Hartland, Wis. / Arrowhead HS
18	Jackson Lovich	INF	6-4	192	R/R	So.	Overland Park, Kan. / Blue Valley West HS
19	Trevor Austin	INF/OF	5-10	188	R/R	Sr.	Jefferson City, Mo. / Helias HS
20	Kaden Peer	OF	6-2	185	L/R	Fr.	Chesterfield, Mo. / CBC HS
22	Kadden Drew	LHP	6-2	210	R/L	Jr.	Scottsdale, Ariz. / Paradise Valley CC
23	Ian Lohse	LHP	6-0	199	L/L	Sr.	St. Louis, Mo. / Marquette HS
24	Jedier Hernandez	C	6-0	200	R/R	Jr.	Trenton, N.J. / Seton Hall
25	Brock Lucas	RHP	6-3	229	R/R	So.	St. Elizabeth, Mo. / St. Elizabeth HS
26	Ryan Magdic	LHP	6-5	240	L/L	Gr.	Beamsville, Ontario / Florida Southern
27	Tyler Macon	INF	5-11	175	R/R	Fr.	Kirkwood, Mo. / Kirkwood HS
28	RJ Jimerson	OF	5-10	185	R/R	So.	Chicago, Ill. / Memphis
30	Carter Rustad	RHP	6-4	194	R/R	5th	Kansas City, Mo. / San Diego
32	Kaden Jacobi	RHP	6-3	220	R/R	Jr.	O'Fallon, Mo. / St. Charles CC
35	Daniel Wissler	LHP	6-2	185	L/L	So.	O'Fallon, Mo. / Fort Zumwalt West HS
38	Bryce Mayer	RHP	6-3	210	R/R	Jr.	Marthasville, Mo. / St. Charles CC
39	Charlie Miller	RHP	6-3	185	R/R	Fr.	Lohman, Mo. / Russellville HS
40	Victor Quinn	RHP	6-1	217	R/R	Jr.	O'Fallon, Mo. / Oregon State
41	Nic Smith	LHP	6-3	198	L/L	So.	Jamestown, Tenn. / Alvin C. York Institute
43	Javyn Pimental	LHP	6-3	220	L/L	Jr.	Kane'ohe, Hawai'i / Arizona
44	Xavier Lovett	RHP	6-0	190	R/R	Jr.	Houston, Texas / Memphis
47	Ben Pedersen	RHP	6-6	210	R/R	Gr.	Duluth, Minn. / Duluth Marshall HS
48	Logan Lunceford	RHP	6-0	180	R/R	So.	Edmond, Okla. / Santa Fe HS
50	Ben Smith	RHP	6-2	195	R/R	Fr.	Springfield, Mo. / Springfield Catholic HS
54	Josh McDevitt	RHP	6-2	195	R/R	Fr.	Effingham, Ill. / Effingham HS
58	Miles Garrett	RHP	5-10	165	R/R	Jr.	Stone Mountain, Ga. / Vanderbilt
88	Mateo Serna	C	6-0	195	S/R	Fr.	Doral, Fla. / American Heritage HS

COACHING STAFF

Head Coach: 45 Kerrick Jackson (1st season, 6th overall at Mizzou)

Assistant Coach: 0 Jabari Brown (1st season)

Assistant Coach: 9 Tim Jamieson (1st season, 29th overall at Mizzou)

Assistant Coach: 2 Bryson LeBlanc (1st season)

Director of Operations: Alex Barton (3rd season)

Director of Player Development: Joseph Dattoli (1st season)

Director of Player Personnel: Jose Carballo (1st season)

Graduate Assistant: Anthony Hansen (1st season)

Athletic Trainer: Kyle Holland (1st season)

Assistant Director of Athletic Performance: John Grundy (1st season)

PRONUNCIATIONS

6	Jeric Curtis	JAIR-ick
11	Jack Holubowski	hall-uh-BOW-ski
12	Justin Colon	Cuh-LOAN
13	Jacob Peaden	PEE-dun
18	Jackson Lovich	LOW-vitch
23	Ian Lohse	LOW-see
24	Jedier Hernandez	JAY-dee-ear
26	Ryan Magdic	mag-DEESH
30	Carter Rustad	REW-stadd
32	Kaden Jacobi	juh-COE-bee
43	Javyn Pimental	JAY-vin pim-en-tall
48	Logan Lunceford	LUNTZ-fuhrd
88	Mateo Serna	muh-TAY-oh SIR-nuh

QUICK FACTS

Name of School.....University of Missouri
 City/Zip.....Columbia, Mo., 65205
 Founded.....1839
 Enrollment.....30,667
 Nickname / Colors.....Tigers / Black & Gold
 Stadium.....Taylor Stadium at Simmons Field
 Capacity.....3,031
 Affiliation / Conference.....NCAA Division I / SEC
 President / Chancellor.....Mun Y. Choi
 Faculty Athletics Representative.....Pamela Bruzina
 Director of Athletics.....Laird Veatch
 Ticket Office Phone.....1-800-CAT-PAWS

HISTORY

First Year of Baseball.....1891
 All-Time Record (131 years).....2,438-1,723-21 (.588)
 All-Time SEC Record (12 years).....106-212-1 (.334)
 Postseason Appearances.....22
 Last Postseason Appearance.....2012
 College World Series Appearances.....6
 Last College World Series Appearance.....1964
 Regular Season Conference Titles.....21
 Last Conference Title.....1996 (Big 8)
 Conference Tournament Titles.....3
 Last Conference Tournament Title.....2012 (Big 12)

COACHING / SUPPORT STAFF

Head Coach.....Kerrick Jackson
 Alma Mater.....Nebraska, '99
 Record at Mizzou / Years.....22-30 (.423) / 1st
 Overall Record / Years.....98-125 (.439) / 5th
 Assistant Coach / Pitching.....Tim Jamieson
 Alma Mater.....New Orleans, '81
 Assistant Coach / Hitting.....Bryson LeBlanc
 Alma Mater.....Missouri, '06
 Assistant Coach.....Jabari Brown
 Alma Mater.....Clafin, '16
 Director of Player Personnel.....Jose Carballo
 Alma Mater.....Bethune-Cookman, '16
 Director of Player Development.....Joseph Dattoli
 Alma Mater.....Southern, '20
 Director of Baseball Operations.....Alex Barton
 Alma Mater.....Missouri, '19
 Graduate Assistant.....Anthony Hansen
 Alma Mater.....William Jewell, '22

TEAM INFORMATION

2023 Record.....30-24
 SEC Record / Finish.....10-20 / 7th-Eastern
 Letterwinners Returning / Lost.....18 / 16
 Starters Returning / Lost.....3 / 7
 Pitchers Returning / Lost.....10 / 6
 Newcomers.....20

Mizzou Moment

May 16, 2003...Justin James scattered six hits and struck out nine Oklahoma batters to post his first career complete game, leading Mizzou to a 6-1 win over the Sooners at Taylor Stadium.

James (7-6) took a shutout into the eighth inning, helping to pave the way to a series win over OU and a fourth-place finish in the 2003 Big 12 Conference race.

The Tigers got on board first in the bottom of the first, when **Ryan Rallo** smashed an RBI double to left-center, allowing **Cody Ehlers** to score the game's first run.

Mizzou added a run in the fourth on a balk that brought in **Kyle Johnson** from third. A three-run fifth inning, fueled by a three-base error on a bunt down the first-base line by **Jayce Tingler**, extended the Tigers' lead to five runs.

The Tigers, who finished 36-22 overall, went on to earn a berth in the NCAA Starkville Regional, where they met host Mississippi State for the first time two weeks later.

SERIES MATCHUP

BATTING	AVG	OPS	G	AB	R	H	2B	3B	HR	RBI	TB	SLG%	BB	HBP	SO	GDP	OB%	SF	SH	SB			
Missouri	.257	.764	52	1723	310	442	72	11	51	275	689	.400	216	85	533	21	.364	15	23	60			
MSU	.285	.855	52	1714	369	489	87	5	65	340	781	.456	282	58	390	28	.399	24	27	58			
PITCHING	ERA	WHIP	W-L	G	CG	SH	SV	IP	H	R	ER	BB	SO	2B	3B	HR	AB	BAA	WP	HBP	BK	SFA	SHA
Missouri	5.89	1.51	22-30	52	0	0	9	451.0	467	333	295	212	437	96	13	74	1758	.266	52	88	5	22	23
MSU	4.30	1.28	34-18	52	0	3	9	453.2	400	233	217	181	524	72	3	55	1708	.234	24	46	3	15	13

SERIES HISTORY

- Missouri and Mississippi State will square off for the 18th time Thursday to open the series.
- The Tigers bring a two-game win streak against MSU in Starkville into the series, but the Bulldogs hold an 11-6 overall edge.
- Mizzou has claimed each of the last three series against Mississippi State (2022, 2021 and 2018), with the Tigers winning six of the last nine contests overall.
- Two years ago, MU won the final two games of the series in Columbia.
- In 2021, the Tigers took two of three road games from a Bulldogs squad that went on to win the College World Series, marking the second-consecutive series win for Mizzou against a Mississippi State squad that ended the season in Omaha (2018).
- The Tigers have averaged 8.6 runs per game over their last nine meetings with the Bulldogs, going 6-3 over that same stretch.

FOLLOW THE TIGERS

- Each of this weekend's contests will be streamed live on **SEC Network+** with Bart Gregory and Charlie Winfield calling the action.
- This weekend's series will also be produced by the **Tiger Radio Network** for radio broadcast locally in Columbia via **KTGR AM/FM** (105.1 FM/100.5 FM/1580 AM) and streamed via the **Varsity Network** app, with Tex Little and Matt Michaels on the call.
- Fans can follow the Tigers online by visiting **MUTigers.com**, or through social media via X (**@MizzouBaseball**), Instagram (**@Missouri_Baseball**) and Facebook (**MizzouBaseball**).

SCOUTING MISSOURI

- Missouri posted a 30-24 regular-season finish last spring, including a 10-20 SEC mark.
- Kerrick Jackson** was named the 15th head coach in Mizzou history in June, returning to Columbia to lead a program for which he served as an assistant coach from 2011-15 under Mizzou Hall of Fame head coach (and current pitching coach) **Tim Jamieson**.
- The Tigers return three regular starters from last season, led by senior 3B **Trevor Austin**, who batted .311 with eight HRs and 10 SBs to help bolster the offense..
- Senior 2B **Matt Garcia** turned in a solid debut season with the Tigers, providing clutch hitting and lock-down defense on the MU infield.
- MU should also receive a lift from sophomore 1B **Jackson Lovich** and junior OF **Juju Stevens**, who each made key contributions in limited duty in 2023.
- Several newcomers could also make early contributions, including junior INF **Danny Corona**, who helped Wake Forest to a 2023 College World Series berth, C **Jedier Hernandez**, a standout behind the plate for Seton Hall the last two seasons, and sophomore OF **Jerik Curtis**, a Texas Tech transfer who brings significant speed to the Tiger outfield.
- On the mound, sophomore RHP **Logan Lunceford** is back to help anchor Mizzou's weekend rotation after posting 68 strikeouts to lead all SEC freshman hurlers last spring.
- Junior LHP **Javyn Pimental** also contributed mightily to the Tigers' mound efforts in 2023, making eight starts for the Tigers.
- Mizzou should also benefit from the potential return of veterans LHP **Ian Lohse** and RHP **Carter Rustad**, who missed significant portions of 2023 due to injury following promising starts to the campaign.

MIZZOU BY THE NUMBERS

- Mizzou dropped two of three games to Auburn last weekend, finishing off its 2024 home slate with a 15-14 record at Taylor Stadium.
- INF **Danny Corona** led the offense with a .444 batting average last week, while INF/OF **Trevor Austin** logged his first four-hit game as a Tiger in Sunday's series finale.
- On the mound, LHP **Ryan Magdic** logged a career-best 6.0 innings in his start on Sunday, a 9-7 loss to AU. Magdic scattered four hits and retired 11 straight hitters to conclude his day.
- OF **Jackson Lovich** turned in a streak of seven straight games with at least one RBI, April 27-May 11.
- Lovich also enters the weekend second on the SEC triples leaderboard after recording his fourth three-base hit of the season on May 5.
- Lovich has been Mizzou's top hitter on the road this season, hitting .295 with three homers and 11 RBIs in 16 road contests.
- As a team, the Tigers' 11 triples this season are tied for second in the SEC (with Alabama), trailing only Texas A&M (15).
- INF **Matt Garcia** logged his team-leading fifth game with at least three hits in Sunday's series finale with Auburn and has now recorded a hit in three-straight contests, hitting .385 (5-for-13) with five RBIs over the same span.
- Corona enters Thursday's game hitting .455 (15-for-33) over his last 10 games, recording hits in nine of those, including a current string of four straight.
- Austin registered his team-leading 15th multi-hit game of the season and the 33rd of his Mizzou career with his career-best four-hit performance Sunday.
- Austin belted his club-leading 11th home run of the season in his final home at-bat in the ninth inning Sunday, hiking his career total to 27 round-trippers.
- Austin has been hit by 20 pitches so far this season, ranking second in the SEC; additionally, his total of seven sacrifice bunts ranks fourth in the conference.
- Freshman C **Mateo Serna** has enjoyed a streak of recent success at the plate as well, reaching base safely via a hit, walk or hit by pitch in 11 straight games (April 9-May 10) before being held hitless Sunday vs. Auburn.
- Serna powered the Tigers in their season sweep of Missouri State, clubbing home runs in each of the two games and driving in a career-best five runs April 23 in a 10-6 victory over the Bears.
- Another MU rookie, SS **Drew Culbertson**, has been successful on 10 of his 12 steal attempts, becoming the first Tiger true freshman to reach double digits in steals since **Kameron Misner** swiped 17 bags in 2017.
- INF/OF **Brock Daniels** was Mizzou's most consistent hitter in the month of April, batting .343 (24-of-70) with 22 RBIs and seven steals. The sophomore has been the Tigers' second-leading hitter in SEC play, bringing a .280 mark in 20 conference games into Thursday's opener.
- The Tigers have outscored the opposition 49-32 in the first inning this season.
- Magdic has proven to be a valuable weapon out of the bullpen, securing either a save or a victory in each of his last three relief appearances (April 6-20).
- Magdic has drawn three starting assignments over the last three weekends as well, including his career-long outing vs. AU on Sunday.
- The Tigers are 10-7 in one-run contests this spring, including a 7-3 mark in SEC play.

SEC STANDINGS

EASTERN DIVISION

SCHOOL	SEC	SEC%	OVERALL	H	A
Kentucky	20-7	.741	37-11	20-5	15-5
Tennessee	19-8	.704	43-10	32-3	9-6
Georgia	16-11	.593	38-12	28-3	8-9
South Carolina	13-14	.481	33-18	22-10	9-7
Vanderbilt	12-15	.444	34-18	27-8	3-10
Florida	11-16	.407	26-25	19-13	7-11
Missouri	8-19	.296	22-30	15-14	6-15

*Through May 14

WESTERN DIVISION

SCHOOL	SEC	SEC%	OVERALL	H	A
Arkansas	19-8	.704	42-10	33-3	6-6
Texas A&M	17-10	.630	42-10	30-2	9-8
Mississippi State	15-12	.556	34-18	24-8	7-9
Alabama	12-15	.444	32-19	22-8	7-10
Ole Miss	11-16	.407	27-25	19-13	7-11
LSU	10-17	.370	33-20	24-9	6-11
Auburn	6-21	.222	25-25	15-12	5-12

SCOUTING MISSISSIPPI STATE

- Under the direction of sixth-year head coach Chris Lemonis, the Bulldogs enter the weekend 34-18 overall and 15-12 in SEC play, ranked as high as No. 15 nationally in this week's polling.
- The Bulldogs notched an 8-4 nonconference victory over North Alabama on Tuesday, following a series loss at Arkansas last weekend.
- Mississippi State is hitting .285 as a club, which is good for sixth in the SEC.
- The Bulldogs are led at the plate by sophomore OF Dakota Jordan, who brings a .370 batting average and team-leading totals of 17 home runs and 60 RBIs into the series.
- INF/OF Hunter Hines has clubbed 14 homers and driven in 50 runs, while INF David Mershon ranks among the SEC's leaders in steals with 23 on the season.
- On the mound, MSU's rotation features a pair of seven-game winners in RHP Khal Stephen and BHP Jurrangelo Cijntje, who have combined to go 14-4 with 174 strikeouts in their 147.2 total innings.
- LHP Tyler Davis helps anchor the Bulldogs bullpen with three saves in 21 total appearances, over which he has held the opposition to a .188 batting mark.

GARCIA HONORED

- Graduate INF **Matt Garcia** was honored for his work off the field Wednesday with his selection to the SEC's Baseball Community Service Team.
- Garcia has logged the Tigers' top total in community service hours over the past two seasons since joining the Mizzou program as a transfer from Bethune-Cookman. Most recently, he completed a mission trip to Nicaragua through Athletes in Action this past December.
- A graduate student from Orlando, Florida, Garcia has volunteered with Columbia Public Schools, in addition to taking part in numerous on-campus service opportunities, including Mizzou's Tree Service project, Homecoming and Move-In Day. Last year, Garcia was named to the SEC's First-Year Academic Honor Roll and completed his bachelor's degree in general studies in December.
- This season, Garcia has hit .250 while tallying the third-best RBI total (28) on the squad, despite missing 11 games due to injury. The middle infielder has excelled as one of the Tigers' top defenders as well, turning in a sparkling .977 fielding percentage with just three errors in 133 total chances.
- The SEC sponsors Community Service Teams for all 21 league sponsored sports. The Community Service Team looks to highlight an athlete from each school who gives back to their community in superior service efforts.

TIGERS AT THE TURNSTILES

- For the second season in a row, Mizzou baseball fans are leaving their mark on the Tigers record book.
- With Sunday's announced crowd of 1,395 spectators for the final home game of the season, the Tigers established a program single-season record for total attendance, finishing with 39,167 in 28 home dates.
- Additionally, the Tigers' average home crowd of 1,399 ranks second all-time in program history, trailing only last spring's average of 1,614.

MIZZOU HOME ATTENDANCE

NO.	SEASON	TOTAL	AVG.
1.	2023	37,133	1,614
2.	2024	34,641	1,385
3.	2008	30,450	1,210
4.	2022	28,181	1,127
5.	2019	29,737	1,101
6.	2007	26,957	1,037
7.	2016	26,044	930
8.	2018	25,912	864
9.	2017	25,796	832
10.	2012	24,581	820

SENIOR SENDOFF

- Mizzou honored eight graduating student-athletes as part of **Senior Day** festivities last weekend during the Tigers' final home series against Auburn.
- The Tigers recognized **Trevor Austin, Jackson Beaman, Ian Lohse, Xavier Lovett, Ryan Magdic, Jacob Peaden, Javyn Pimental** and **Carter Rustad** in an on-field ceremony.
- Austin saved his best performance at Taylor Stadium for last, turning in a 4-for-4 afternoon on Sunday to close out his home career. The Jefferson City native clubbed a two-out homer in the ninth inning in his final at-bat
- In 83 career home games at Taylor Stadium, Austin finished with a .362 batting average and 16 home runs.

HOME COOKING

- Mizzou has found the friendly confines of Taylor Stadium much to its liking, not only throughout the 2024 season, but extending a full calendar year to including the last seven home games of 2023.
- In 29 games at Taylor this season, the Tigers batted .285 as a team, which is 66 points higher than their road batting split.
- Since May 2 of last year, the Tigers have hit .298 as a team while homering 58 times and averaging 8.5 runs per outing in their 36 games at Taylor.
- Over the same stretch, Mizzou has scored in double-digits 15 times and registered at least 10 hits 20 times in going 21-15 at Taylor.

MIZZOU RECORD WHEN...

at Taylor Stadium.....	15-14
Away.....	6-14
Neutral Site.....	1-2
Day Games.....	13-15
Night Games.....	9-15
vs. LHP starter.....	5-13
vs. RHP starter.....	17-17
Mizzou scores first.....	13-7
Opponent scores first.....	9-23
Mizzou scores 0-2 runs.....	2-15
Mizzou scores 3-5 runs.....	5-8
Mizzou scores 6-9 runs.....	5-5
Mizzou scores 10+ runs.....	10-2
Opponent scores 0-2 runs.....	7-0
Opponent scores 3-5 runs.....	8-9
Opponent scores 6-9 runs.....	4-12
Opponent scores 10+ runs.....	3-9
Leading after 6 innings.....	20-3
Tied after 6 innings.....	0-2
Trailing after 6 innings.....	2-25
Leading after 7 innings.....	16-2
Tied after 7 innings.....	2-3
Trailing after 7 innings.....	1-24
Leading after 8 innings.....	13-2
Tied after 8 innings.....	2-2
Trailing after 8 innings.....	2-23
Mizzou hits a HR.....	16-21
Mizzou doesn't hit a HR.....	6-9
1-run games.....	10-7
Walk-offs.....	4-0
Extra innings (home).....	1-1
Extra innings (away/neutral).....	3-1
Series/weekend openers.....	3-10
Series finales.....	4-9
Come-from-behind wins.....	7

Monday.....	0-0
Tuesday.....	6-4
Wednesday.....	1-0
Thursday.....	1-3
Friday.....	4-10
Saturday.....	7-7
Sunday.....	3-6

#MIZZOUMADE IN MLB

Pete Fairbanks.....	Tampa Bay Rays
Kyle Gibson.....	St. Louis Cardinals
Tanner Houck.....	Boston Red Sox
Max Scherzer.....	Texas Rangers

IN MiLB

Konnor Ash.....	Reading Fightin' Phils (Phillies)
Ian Bedell.....	Springfield Cardinals (Cardinals)
Jacob Cantleberry.....	Tulsa Drillers (Dodgers)
Chris Cornelius.....	Reading Fightin' Phils (Phillies)
Josh Day.....	ACL D-Backs (Diamondbacks)
Zach Franklin.....	Winston-Salem Dash (White Sox)
Drew Garrett.....	Clearwater Threshers (Phillies)
Terone Harris III.....	Harrisburg Senators (Nationals)
Nathan Landry.....	Greenville Drive (Red Sox)
Josh Lester.....	Northwest Arkansas Naturals (Royals)
Rorik Maltrud.....	Lynchburg Hillcats (Guardians)
Luke Mann.....	Stockton Ports (Athletics)
Reggie McClain.....	Scranton/Wilkes-Barre RailRiders (Yankees)
Spencer Miles.....	San Jose Giants (Giants)
Kameron Misner.....	Durham Bulls (Rays)
Bryce Montes de Oca.....	Syracuse Mets (Mets)
Torin Montgomery.....	Beloit Skycarp (Marlins)
Chandler Murphy.....	Charleston River Dogs (Rays)
Michael Plassmeyer.....	Indianapolis Indians (Pirates)
Austin Troesser.....	St. Lucie Mets (Mets)
TJ Sikkema.....	Dayton Dragons (Reds)
Rob Zastryzny.....	Nashville Sounds (Brewers)

A HUB FOR MID-MISSOURI

- The University of Missouri generates \$5 billion in economic impact for the state of Missouri.
- The larger University of Missouri System, comprised of four universities, generated \$6.5 billion in economic impact on the Show Me State.
- The University of Missouri supports nearly 50,000 direct and indirect jobs, both full and part time, in the state.
- Mizzou Athletics generated \$319.1 million in economic impact over the last fiscal year.
- The Tigers support and sustain 3,591 jobs annually.
- Mizzou Athletics has generated \$15.9 million in state and local taxes.

MIZZOU CAREER HIT BY PITCH

NO.	PLAYER	YEARS	HBP
1.	John McKee	2004-07	70
2.	John Hay	1989, 91-93	51
3.	Trevor Austin	2021-pr	49
4.	Jacob Priday	2005-08	43
5.	Brock Bond	2006-07	36
	Dane Opel	2010-13	36
7.	Ryan Stegall	1999-01	34
8.	Conner Mach	2009-12	33
	Luke Mann	2019-23	33
10.	Ryan Ampleman	2009-11	32
	Trey Harris	2015-18	32
	Jayce Tingle	2000-03	32

* HBP totals available beginning with 1979 season

TARGET: TREVOR

- INF **Trevor Austin** has made a habit of reaching base throughout his four-year career with the Tigers, particularly when it comes to serving as a target, logging 49 free bases due to hit by pitches.
- Austin, the SEC's active leader in HBPs, was hit by three pitches in last weekend's series with Auburn, running his 2024 total to 20 HBPs, which ranks second in the SEC.
- As a result, the Jefferson City native climbed into sole possession of third place on MU's all-time HBP chart.
- Austin is two HBPs away from matching **John Hay** (1989-93) in the No. 2 position on the list.
- **John McKee** (2004-07) owns the Tigers' all-time mark of 70 HBPs.

RANK AND FILE

- With their victory over No. 14 South Carolina (May 4), the Tigers can now boast of five total SEC wins over ranked opponents in 2024.
- Mizzou notched its first win over a top 25 foe March 23 with a 2-1 victory over No. 21 Kentucky.
- The victory over UK also marked head coach **Kerrick Jackson's** first conference win — as well as the first SEC win for a Black head coach in the circuit's history.
- With its 8-7 win over defending national champion LSU, the Tigers have recorded wins over the reigning national titlists in three consecutive years.
- Mizzou claimed two of three home meetings from 2022 CWS champion Ole Miss last May, after taking a pair of games from 2021 national champion Mississippi State at Taylor Stadium the previous spring.
- Additionally, the Tigers won a road SEC regular-season series against Mississippi State in May 2021, prior to the Bulldogs embarking on their national title run.
- Entering Thursday's game with the 23rd-toughest schedule nationally, the Tigers have faced six top 25 SEC foes — including four ranked in the top 10 — in their first nine league series.

MIZZOU MILESTONES

- Several Tigers have reached or are approaching significant career milestones this season.
- 3B **Trevor Austin** sits atop the Tigers' leaderboard for career hits with 161 entering Thursday's contest.
- Austin, who played in his 150th career game April 7 vs. Florida, ranks third all-time at Mizzou in HBP (49) to go along with his 27 career homers, the latter of which is just five shy of cracking the Tigers' all-time top 10 list.
- 2B **Matt Garcia** sits right on Austin's tail with 158 career hits, combining his two Division I years at Bethune-Cookman and his last two seasons as a Tiger.
- RHP **Logan Lunceford** surpassed the 100-strikeout milestone for his career April 12 at Georgia; the sophomore enters the week with 119 punchouts to his credit.
- LHP **Ian Lohse** reached the 100-K plateau as well with his performance vs. Auburn last weekend and enters

this weekend's series with 102 punchouts to his credit.

- C **Jedier Hernandez's** game-winning hit vs. Florida on April 5 marked the 100th hit of his collegiate career.
- Mizzou's April 2 contest with UT Martin marked **Kerrick Jackson's** 200th career game as a Division I head coach. The Tigers first-year bench boss enters the weekend two victories shy of the 100-career win plateau.
- INF **Danny Corona** recorded the 100th hit of his collegiate career March 19 vs. Kansas at Kauffman Stadium. The junior transfer also belted his first home run as a Tiger April 23 in MU's win over Missouri State and needs one more RBI to reach the 100-mark for his career.

FRESH LOOK

- Mizzou has received contributions from up and down its roster, and the Tigers' talented crop of freshmen have been some of their most consistent performers.
- MU's four primary freshman position players — SS **Drew Culbertson**, DH **Thomas Curry**, OF **Tucker Moore**, OF **Kaden Peer** and C **Mateo Serna** — have each made significant contributions this spring.
- Culbertson logged hits in six straight games (April 7-16), including three consecutive two-hit performances.
- For the year, Culbertson has recorded eight multi-hit outings to date, swiping 10 bases (in 12 attempts) to become the first MU freshman to reach double digits in steals since 2017.
- Curry has hit four homers, which is good for fourth on the club, and notched four multi-RBI efforts, while drawing 18 walks.
- Curry, who has logged time as the Tigers' cleanup hitter while starting 24 contests to date.
- Moore has spent time in the leadoff spot in the MU batting order, recording four multi-hit performances and reaching base safely in 21 of the 27 games in which he has recorded a plate appearance.
- Peer heated up in April, reaching base safely in six straight SEC games (April 5-13) with a pair of three-RBI games in 10 conference contests this month.
- Serna has drawn 23 starts as a rookie. The Floridian has recorded 14 of his 18 RBIs in nonconference play and has at least one hit in 15 of his last 19 starts.
- The Tigers have received contributions from a trio of freshman hurlers as well, with RHP **Charlie Miller** logging 12 strikeouts over 10.2 innings and RHP **Josh McDevitt** making three starts. Additionally, RHP **Ben Smith** has made a pair of relief appearances for MU.

APRIL ACCOLADES

- Mizzou concluded a 10-8 month of April with its run-rule victory over Lindenwood (April 30), making it the Tigers' most successful month of the 2024 season.
- In SEC play, the Tigers won five April contests, including a three-game sweep of No. 6 Florida (April 5-7), an extra-innings road win over Georgia (April 12) and an 8-7 victory over defending national champion LSU last weekend.
- With its .556 winning percentage, April also marked MU's best overall month since Marce 2023, when the Tigers finished 13-5 (.722).
- The Tigers had not posted a .500 month of April since 2019, when they went 12-5 (.706).
- As a team, the Tigers batted .279 and averaged 6.5 runs per April contest.
- INF **Brock Daniels** was MU's most productive hitter this month, going 24-for-70 (.343) with three home runs and 22 RBIs.
- INF **Matt Garcia** was red hot in April as well, raising his average from .167 to .246 by going 21-for-66 (.318) with 17 RBIs this month, including five multi-hit performances.
- INF **Trevor Austin** reached base safely in 16 of 17 April games, recording hits in 14 of those, while logging a team-high .494 on-base percentage.
- LHP **Ryan Magdic** has emerged as a dominant force out of the MU bullpen in recent weeks, including three April relief outings over which he fanned 10 hitters and

allowed just two runs in 6.0 combined innings, earning a victory and two saves.

SEEING DOUBLE

- The Tigers' April resurgence was boosted significantly by a pair of Brocks: RHP **Brock Lucas** and INF **Brock Daniels**.
- Lucas, a sophomore from St. Elizabeth, Mo., enters the weekend with a 4-0 mound mark and team-best 3.79 ERA for the season.
- Earlier this spring, Lucas posted a string of 11 1/3 consecutive scoreless innings (March 17-April 2).
- Lucas has limited the opposition to a minuscule .222 opponent batting average.
- In his 17 outings, Lucas has logged eight scoreless appearances, including three extending at least 4.0 frames.
- Similarly, Daniels has been a dominant force at the plate for the Tigers, particularly in the month of April, when the St. Louis native registered seven multi-hit performances.
- Daniels produced 22 of his 28 RBIs over the same stretch and raised his overall season batting average 104 points (from .211 to .315).
- Daniels recorded a career-best 10-game hit streak (April 7-23), hitting .390 over the same stretch.

HOW SWEEP IT IS


- Mizzou completed its second SEC series sweep of a top 10 conference foe in as many seasons, securing its first-ever sweep of No. 6 Florida (April 5-7).
- The Tigers, who also swept Georgia (May 12-14) and No. 4 Tennessee at Taylor Stadium (March 17-19) last spring, logged three consecutive one-run victories over the Gators.
- Mizzou pitching limited a potent UF lineup to a .196 batting mark for the series.
- RHP **Logan Lunceford** turned in 6.0 shutout innings in the opener, holding the Gators to a single hit, while combining with RHP **Carter Rustad** on a two-hit, 2-1 victory in 11 innings.
- The Tigers fanned a season-high 14 hitters in the series finale and averaged 12.0 strikeouts per game for the series.
- At the dish, C **Jedier Hernandez** turned in a series to remember, hitting a club-best .417 while driving in key runs in each victory. He plated the game-winning run on an 11th inning single in the opener, brought home the tying run in the sixth inning of game two, then drove home two more runs in the finale.

NON-CON DOMINATION

- With their victory over Lindenwood on April 30, the Tigers improved to 14-11 in non-SEC games.
- With that victory, the Tigers clinched a winning nonconference season slate for the 10th time in the last 11 seasons. Only MU's 2021 squad (7-14) failed to reach the .500 mark vs. non-SEC foes over that span.
- Mizzou's 14 nonconference victories over the first 11 weeks of the season extends a string of recent dominance in nonconference play.
- MU logged a 20-3 mark against non-SEC foes last spring, after going 18-3 in nonconference in 2022.
- MU has an overall mark of 52-17 in non-SEC competition since the start of the 2022 season.
- Over the last decade, the Tigers' dominance has been equally impressive, with MU winning 101 more nonconference games than it has lost (179-77).

TERRIFIC WITH TWO

- The Tigers have been clutch this season with two out, both at the plate and on the mound.
- Mizzou's offense has recorded 125 two-out RBIs in 52 games, while hitting .297 (180-for-607) after the second out has been recorded in an inning.
- MU went 6-for-12 with two out, producing seven two-out RBIs in its 13-1 win over Lindenwood (April 30).
- In its three games vs. LSU, MU went 10-for-33 (.303) with two out, scoring seven two-out runs in its 8-7



victory in game two of the series.

- The weekend of April 11-13 at Georgia, the Tigers hit .325 (13-for-40) with two out, producing 11 RBIs.
- Against vs. No. 6 Florida, Mizzou recorded eight two-out RBIs, including all four of its runs in its game two victory (April 6).
- INF/OF **Brock Daniels** and INF **Danny Corona** have been MU's most consistent two-out threats, hitting .419 (13-for-31) and .421 (16-for-38) in such situations, respectively.
- Additionally, INF **Jackson Lovich** and INF **Matt Garcia** have combined for 37 two-out RBIs this spring, accounting for 30-percent of the Tigers' two-out RBIs.
- Mizzou pitchers have been equally dominant, holding the opposition to a collective .227(129-for-568) two-out batting average this spring.

CAN'T SLOW OUR ROLL

- In the Tigers' 22 wins this season, MU baserunners have been successful on 34-of-42 steal attempts.
- Mizzou posted five stolen bases each of its two wins over UT Martin (April 2-3), going 10-for-10 in steal attempts against the Skyhawks.
- The Tigers' last five-steal performance came on April 11, 2023 at Missouri State.
- INF/OF **Brock Daniels** was a perfect 5-of-5 in steal attempts the week of April 2-7, including the first three-steal effort by a Tiger since 2022.
- For the season, Mizzou ranks fourth in the SEC with 55 steals (in 71 attempts) this season.
- OF **Jeric Curtis** leads the Tigers with 14 steals, which is good for 10th overall in the SEC.

PRIMETIME PIMENTAL

- Junior LHP **Javyn Pimental** has been one of the Tigers' key linchpins on the mound, logging a .205 batting average against through 11 appearances.
- Pimental registered dominant starts against top 25 teams in three-straight weekend starts to open SEC play.
- The lefty notched his first victory of the season with 6.0 innings vs. No. 21 Kentucky (March 23), allowing just one run while fanning five.
- The previous week, Pimental held No. 1 Arkansas hitless through four innings and posted 5.0 scoreless frames overall.
- For the season, the Hawaii native has fanned 46 batters — a single-season best for the junior — in 42.1 innings spanning 11 total appearances (10 starts

TIGER TRAILBLAZER

- **Kerrick Jackson** has already enjoyed a personal moment of 'NOW' as the St. Louis product became the first Black head coach in SEC history with his appointment to the Tigers' top job.
- Jackson, who recorded the first SEC victory for a Black head coach with MU's March 23 win over No. 21 Kentucky, also picked up a significant honor from *Baseball America* in December, earning the publication's 2023 Trailblazer of the Year honor.
- Jackson has left his mark in just four seasons as a Division I head coach, including leading Southern to the 2019 Southwestern Athletic Conference crown and an NCAA Regional berth, as well as guiding Memphis to its first winning season in six years last spring.
- Additionally, Jackson has impacted the college baseball landscape through his work on the American Baseball Coaches Association's Diversity in Baseball Committee, a body for which he has served as chairman since its creation in 2018. The council works to improve diversity in the coaching ranks through a professional development program and an increased focus on youth baseball.

GOING STREAKING

- Mizzou ran its win streak to five straight games with its third consecutive win over Florida on April 7.
- In going 5-0 the week of April 2-7, the Tigers put together their longest win streak since claiming six in a row, March 12-22, 2023.
- INF/OF **Brock Daniels** was MU's top offensive threat during the five-game stretch, batting .474 with 10 RBIs and five steals.
- INF/OF **Trevor Austin** was a thorn in the opposition's side as well, scoring 10 times after posting a .600 OBP and recording at least one hit in each game.
- The Tigers were lethal on the basepaths, going 14-for-14 in steal attempts.
- On the mound, MU fanned 59 batters in five games, reaching double-figure strikeout totals in four of those, including a season-best 14 K's April 7 vs. UF.
- Like Austin, OF **Jeric Curtis** logged a hit in all five games, including three consecutive two-hit performances (April 2-5).

SHOW-ME STATE TO THE SHOW

- Major League Baseball's 2024 Opening Day saw four former Missouri baseball standouts on 40-man big league rosters earlier this month.
- Tiger legend RHP **Max Scherzer** begins his 17th Major League season on the Texas Rangers' 15-day IL due to offseason surgery, but could return to the reigning World Series champs earlier than originally expected.
- Scherzer claimed his second World Series title last fall, helping the Rangers to their first world championship in a five-game series with Arizona.
- Mizzou Athletics Hall of Famer RHP **Kyle Gibson** begins his first season with the St. Louis Cardinals after helping his former club, Baltimore, capture an AL East Division title last season.
- Gibson, a 2009 first-round MLB Draft selection, brought a 104-100 career big league mound mark into the 2024 season. The right-hander is also a three-time MLB Roberto Clemente Award nominee.
- RHP **Tanner Houck** was named to the Boston Red Sox Opening Day roster, marking the beginning of the former Tiger hurler's fourth season in The Show.
- Houck, a 2017 first-round pick of the Red Sox, won a career-high six games last season, one year after logging eight saves and a 3.15 ERA for Boston.
- RHP **Pete Fairbanks** also earned an Opening Day roster spot and will once again help anchor the Tampa Bay Rays bullpen.
- Fairbanks, a ninth-round choice of the Rangers in 2015, logged a career-best 49 relief appearances in 2023, posting a 2.58 ERA and 25 saves — the most MLB saves in a season by a Mizzou alum.
- The RHP's 43 career big league saves also represent an all-time MLB high for a Mizzou baseball product.

TIGER KINGS

- Speaking of **Max Scherzer**, the three-time Cy Young Award winner became the fourth Tiger to earn multiple World Series championships as an active player last fall, adding to his 2019 title with Washington.
- Another former Mizzou stalwart, Rangers special assistant to the G.M. **Ian Kinsler** (2003), also claimed his second World Series ring with the victory, following his first title as an active player with Boston in 2018.
- In all, eight Mizzou baseball alums have won World Series titles as players: in addition to Kinsler (2018) and Scherzer (2019 and 2023), **Homer Summa** (1929 and 1930), **Darold Knowles** (1973 and 1974), **Mike Shannon** (1964 and 1967), **Glenn Wright** (1925), **Charlie James** (1964) and **Tim Laudner** (1987) also claimed Fall Classics during their respective big league careers.

WELCOME WAGON

- Twenty different players have made their Mizzou debuts over the first 13 weeks of the season.
- In the Tigers season opener at Cal Poly, seven newcomers found their names in the lineup: RHP **Bryce Mayer**, 3B **Danny Corona**, C **Jedier Hernandez**, DH **Thomas Curry**, CF **Jeric Curtis**, SS **Drew Culbertson** and LF **Tucker Moore**.
- On the mound, several new faces contributed to the Tigers' series win, with LHP **Ryan Magdic** and RHP **Jacob Peaden** combining for 4.0 hitless innings of relief in a 3-1 victory, while RHP **Charlie Miller** and C **Mateo Serna** also saw action in game three.
- The following week, OF **Kaden Peer** made a pair of starts in the outfield, while RHP **Kaden Jacobi**, RHP **Victor Quinn** and RHP **Josh McDewitt** all made their first appearances for the Tigers in San Diego.
- On MU's initial home stand, four more newcomers have introduced themselves to the Mizzou faithful: RHP **Miles Garrett** made his debut vs. SEMO, before RHP **Xavier Lovett** and OF **RJ Jimerson** made their first appearances vs. NKU (March 2) and RHP **Ben Smith** worked an inning in the series finale with PFW.
- Finally, INF **Jack Holubowski** made his Mizzou debut March 26 against Illinois, starting at first base for the Tigers.

IN THE 'NOW'

- New Tiger bench boss **Kerrick Jackson** has undertaken the challenge of revitalizing Missouri's tradition-rich program, part of which has included a re-branding of sorts.
- Casual observers of any number of Mizzou's fall or preseason workouts will undoubtedly have taken note of a new and unique slogan around Taylor Stadium. Jackson and his staff introduced the **#MizzouNOW** branding — an acronym for No Opportunity Wasted — providing his student-athletes an entirely new way of approaching the game and the way they go about working to achieve their common goal of returning Mizzou to national prominence.
- **#MizzouNOW** was developed with a focus on appreciating the present and working toward taking advantage the opportunities immediately in front of the Tigers.

COMING HOME

- Head coach **Kerrick Jackson** did not have to look far when adding the initial pieces of his Mizzou coaching staff. He selected former Tiger head coach **Tim Jamieson** for his pitching coach, completing a homecoming for the Mizzou Athletics Hall of Famer.
- Jamieson brings 28 years of experience on the MU campus into his new role as the Tigers pitching coach.
- In 22 seasons as Mizzou's head baseball coach, Jamieson led the Tigers to 698 wins, trailing only **Gene McArtor** (733) on MU's coaching wins list.
- Jamieson returns to his hometown of Columbia after serving as pitching coach under Jackson in his lone season at Memphis, where the duo helped lead the Tigers to their first winning season since 2017.

KERRICK JACKSON

FIRST YEAR • NEBRASKA '99

A veteran coach with experience at all levels of baseball, **Kerrick Jackson** was tabbed as Missouri's 15th head coach in June 2023.

Since that time, Jackson has undertaken the challenge of revitalizing the Tigers' tradition-rich program. These efforts have included hiring a diverse staff, recruiting a new-look roster and providing his pupils an entirely new way of approaching the game—and the way they go about working to achieve their common goal of returning Mizzou to national prominence.

While the work is well underway, Jackson will officially become the first Black Southeastern Conference head baseball coach to lead his team into action when the Tigers open their 2024 campaign in February. Furthermore, he will be just the fourth Black collegiate coach to guide a Power Five baseball program and the first to do so since the 2021 season.

In recognition of these efforts, *Baseball America* named Jackson its 2023 Trailblazer of the Year in December, capping an already historic year for the new Mizzou coach.

In addition to his success on the diamond as a collegiate coach, including leading Southern University to the 2019 Southwestern Athletic Conference crown and an NCAA Regional berth and guiding the University of Memphis to its first winning season in six years last spring, Jackson continues to serve as a relentless advocate for minorities in college baseball, especially in the coaching ranks. He helped form the American Baseball Coaches Association's Diversity in Baseball Committee and has served as its chairman since its creation in 2018. That body works to improve diversity in the coaching ranks through a professional development program and an increased focus on youth baseball.

Jackson returned to Columbia after having served as a Mizzou assistant from 2011-15. Known as a developer of players, a tireless recruiter, and a strong talent evaluator, Jackson is a well-respected leader in baseball circles, serving on the American Baseball Coaches Association Board of Directors and as chair of their Diversity in Baseball committee.

Prior to his season at Memphis, Jackson was the President of the MLB Draft League from 2020-22, a six-team summer baseball league sponsored by Major League Baseball and featuring a split-season amateur-professional format.

Jackson served as the head coach at Southern University from 2018-20, where he took a nine-win team in 2018 to 32 wins, a conference championship, and the NCAA Tournament the following season, earning SWAC and Louisiana Sports Writers Association Coach of the Year accolades. His 2018 Jaguar team boasted the athletic department's highest men's team GPA and received national recognition for its community service efforts.

Jackson worked for the Boras Corporation as a certified player agent for two years from 2016-17, where he identified prep and college players with the best chance to develop into Major League talent.

He served as an assistant coach and recruiting coordinator at Mizzou from 2011-15, working with the Tigers' hitters, outfielders, and infielders. Mizzou made back-to-back trips to the Big 12 Conference Tournament Championship in 2011-12, culminating with the program's first Big 12 title in 2012. The Tigers had multiple nationally-ranked recruiting classes, including 24th in 2012, 12th in 2014 and a consensus Top-30 class in 2015.

Before heading to Missouri, Jackson served as the Midwest Area Scouting Supervisor for the Washington Nationals from 2008-10, overseeing Missouri, Kansas, Arkansas, Iowa, Nebraska and the Dakotas.

His other collegiate coaching stops include assistant stints at St. Louis Community College-Meramec (2008), Nicholls State (2006-07), Jefferson (Mo.) College (2004-05), Coffeyville (Kan.) Community College (2003),



Emporia State (2002) and Fairfield (2001). Jackson also has extensive experience in the summer collegiate leagues, as he has coached in the Cape Cod League and New England Collegiate Baseball League.

Jackson spent two years at St. Louis Community College-Meramec as a student-athlete, where the team finished third at the JUCO World Series in 1995. Following that, he played at Bethune-Cookman University in 1996, leading the squad to its first-ever conference championship and regional appearance. Jackson concluded his playing career at Nebraska in 1997, graduating in 1999 with a bachelor's degree in sociology.

Jackson and his wife, Talia, have two sons, Zion and Lazarus.

THE JACKSON FILE



PERSONAL INFORMATION

Hometown: St. Louis, Mo.

Wife: Talia

Children: Zion and Lazarus

Education: Nebraska (1999)

Years in Coaching: 18th

Twitter: @Im_That_Dad_KJ

Instagram: @im_that_dad_kj

COACHING CAREER

Years	School/Org.	Position
2001	Fairfield	Assistant Coach
2002	Emporia State	Assistant Coach
2003	Coffeyville CC	Assistant Coach
2004-05	Jefferson College	Assistant Coach
2006-07	Nicholls State	Assistant Coach
2008	STL CC-Meramec	Assistant Coach
2008-10	Nationals MW Area	Scouting Supervisor
2011-15	Missouri	Assistant Coach
2016-17	Boras Corp.	Certified Player Agent
2018-20	Southern	Head Coach
2020-22	MLB Draft League	President
2023	Memphis	Head Coach
2024	Missouri	Head Coach

JACKSON'S HEAD COACHING RECORD

YEAR	SCHOOL	OVERALL	CONFERENCE	NOTABLE
2018	Southern	9-33	6-15	Highest team GPA at Southern
2019	Southern	32-24	18-6	SWAC Tournament Champions/NCAA Starkville Regional berth
2020	Southern	6-10	3-0	COVID-19 shortened season
2023	Memphis	29-28	10-14	First winning season since 2017/Four All-AAC honorees
2024	Missouri	22-30	8-19	2023 <i>Baseball America</i> Trailblazer of the Year
TOTALS	Southern [3 years]	47-67	27-21	
	Memphis [1 year]	29-28	10-14	
	Missouri [1 year]	22-30	8-19	
	Career [5 years]	98-125	45-54	

2024 RECORD: 22-30 [HOME: 15-14; ROAD: 6-14; SEC: 8-19; NEUTRAL: 1-2]

DATE	OPPONENT	SCORE	INNS	OVERALL	SEC	PITCHER OF RECORD	ATT.	TIME
FEB 16, 2024	at CAL POLY-1	L, 2-3	9	0-1	-	MAYER (0-1)	-	2:18
FEB 16, 2024	at CAL POLY-2	W, 3-1	9	1-1	-	RUSTAD (1-0)	1829	2:27
FEB 17, 2024	at CAL POLY	W, 12-8	9	2-1	-	WISSLER (1-0)	1139	3:20
FEB 22, 2024	vs CSU BAKERSFIELD	W, 6-3	9	3-1	-	LUCAS (1-0)	122	2:54
FEB 23, 2024	at SAN DIEGO STATE	L, 3-10	9	3-2	-	MAYER (0-2)	1127	3:10
FEB 24, 2024	at UC SAN DIEGO-1	L, 4-8	9	3-3	-	RUSTAD (1-1)	-	2:40
FEB 24, 2024	at UC SAN DIEGO-2	W, 5-4	11	4-3	-	PEADEN (1-0)	466	3:39
FEB 27, 2024	SOUTHEAST MISSOURI	L, 3-8	8	4-4	-	WISSLER (1-1)	1522	2:33
MAR 1, 2024	NORTHERN KENTUCKY	L, 1-3	9	4-5	-	MAYER (0-3)	1124	2:28
MAR 2, 2024	NORTHERN KENTUCKY	W, 28-10	7	5-5	-	RUSTAD (2-1)	1450	3:06
MAR 3, 2024	NORTHERN KENTUCKY	L, 15-16	9	5-6	-	PEADEN (1-1)	1351	3:38
MAR 5, 2024	LINDENWOOD	W, 5-4	9	6-6	-	WISSLER (2-1)	926	2:31
MAR 8, 2024	PURDUE FORT WAYNE	L, 7-9	9	6-7	-	LOHSE (0-1)	931	2:45
MAR 9, 2024	PURDUE FORT WAYNE-1	L, 7-9	9	6-8	-	N. SMITH (0-1)	-	2:50
MAR 9, 2024	PURDUE FORT WAYNE-2	W, 11-1	8	7-8	-	RUSTAD (3-1)	1056	2:35
MAR 10, 2024	PURDUE FORT WAYNE	W, 20-2	7	8-8	-	LUNCEFORD (1-0)	1313	2:17
MAR 12, 2024	at KANSAS	W, 5-4	10	9-8	-	LUCAS (2-0)	1512	3:07
MAR 15, 2024	at (1) ARKANSAS	L, 0-8	9	9-9	0-1	LUNCEFORD (1-1)	10,109	2:27
MAR 16, 2024	at (1) ARKANSAS	L, 0-6	9	9-10	0-2	MAYER (0-4)	10,434	2:26
MAR 17, 2024	at (1) ARKANSAS	L, 1-9	9	9-11	0-3	RUSTAD (3-2)	9,867	2:39
MAR 19, 2024	vs KANSAS	L, 3-4	10	9-12	-	MAGDIC (0-1)	1,691	3:20
MAR 22, 2024	(21) KENTUCKY	L, 4-9	11	9-13	0-4	RUSTAD (3-3)	1,011	3:06
MAR 23, 2024	(21) KENTUCKY	W, 2-1	9	10-13	1-4	PIMENTAL (1-0)	1,250	2:04
MAR 24, 2024	(21) KENTUCKY	L, 6-7	9	10-14	1-5	LOHSE (0-2)	977	3:05
MAR 26, 2024	vs ILLINOIS	L, 3-11	9	10-15	-	McDEVITT (0-1)	2,355	3:07
MAR 28, 2024	at (7) VANDERBILT	L, 1-3	9	10-16	1-6	RUSTAD (3-4)	3,802	2:04
MAR 29, 2024	at (7) VANDERBILT	L, 0-4	9	10-17	1-7	LUNCEFORD (1-2)	3,802	2:07
MAR 30, 2024	at (7) VANDERBILT	L, 1-3	9	10-18	1-8	PIMENTAL (1-1)	3,802	2:30
APR 2, 2024	UT MARTIN	W, 13-3	8	11-18	-	LUCAS (3-0)	942	2:28
APR 3, 2024	UT MARTIN	W, 15-9	9	12-18	-	MAYER (1-4)	869	3:03
APR 5, 2024	(6) FLORIDA	W, 2-1	11	13-18	2-8	RUSTAD (4-4)	1,749	2:59
APR 6, 2024	(6) FLORIDA	W, 4-3	9	14-18	3-8	LUCAS (4-0)	2,209	2:17
APR 7, 2024	(6) FLORIDA	W, 11-10	9	15-18	4-8	PEADEN (2-1)	1,449	3:12
APR 9, 2024	SIUE	L, 4-5	9	15-19	-	QUINN (0-1)	1,041	3:04
APR 11, 2024	at GEORGIA	L, 10-15	9	15-20	4-9	RUSTAD (4-5)	3,171	3:33
APR 12, 2024	at GEORGIA	W, 6-5	10	16-20	5-9	MAGDIC (1-1)	3,760	3:46
APR 13, 2024	at GEORGIA	L, 7-10	9	16-21	5-10	PIMENTAL (1-2)	3,521	3:40
APR 16, 2024	at MISSOURI STATE	W, 6-2	9	17-21	-	PEADEN (3-1)	2,541	3:03
APR 19, 2024	LSU	L, 1-12	7	17-22	5-11	LUNCEFORD (1-3)	1862	2:02
APR 20, 2024	LSU	W, 8-7	9	18-22	6-11	PIMENTAL (2-2)	2153	3:02
APR 21, 2024	LSU	L, 2-6	9	18-23	6-12	MAYER (1-5)	2587	2:45
APR 23, 2024	MISSOURI STATE	W, 10-6	9	19-23	-	WISSLER (3-1)	1156	2:53
APR 25, 2024	at (3) TENNESSEE	L, 1-10	9	19-24	6-13	MAGDIC (1-2)	5529	2:52
APR 26, 2024	at (3) TENNESSEE	L, 2-3	9	19-25	6-14	LUNCEFORD (1-4)	5504	2:28
APR 27, 2024	at (3) TENNESSEE	L, 2-3	9	19-26	6-15	RUSTAD (4-6)	6026	2:51
APR 30, 2024	LINDENWOOD	W, 13-1	7	20-26	-	JACOBI (1-0)	1278	2:24
MAY 3, 2024	(14) SOUTH CAROLINA	L, 2-10	9	20-27	6-16	LUNCEFORD (1-5)	1302	3:00
MAY 4, 2024	(14) SOUTH CAROLINA	W, 8-3	9	21-27	7-16	RUSTAD (5-6)	1738	2:47
MAY 5, 2024	(14) SOUTH CAROLINA	L, 4-9	9	21-28	7-17	MAYER (1-6)	1395	2:52
MAY 10, 2024	AUBURN	W, 12-11	9	22-28	8-17	MAYER (2-6)	1446	3:28
MAY 11, 2024	AUBURN	L, 2-12	8	22-29	8-18	LOHSE (0-3)	1635	2:41
MAY 12, 2024	AUBURN	L, 7-9	9	22-30	8-19	MAGDIC (1-3)	1395	2:31

BATTING

Name	BA	G-GS	AB	R	H	2B	3B	HR	RBI	TB	SLG%	BB	HBP	SO	GDP	OB%	SF	SH	SB	SBA	PO	A	E	FA
Trevor Austin	.293	51-51	181	48	53	11	1	11	31	99	.547	25	20	42	0	.432	1	7	0	4	66	102	5	.971
Jackson Lovich	.290	43-43	162	33	47	6	4	8	32	85	.525	20	6	50	1	.382	3	0	5	5	193	9	3	.985
Jedier Hernandez	.281	37-36	139	20	39	10	0	1	25	52	.374	16	3	25	5	.363	2	0	1	2	298	23	3	.991
Matt Garcia	.250	41-40	148	20	37	6	3	2	28	55	.372	13	6	47	2	.331	2	4	3	5	52	78	3	.977
Drew Culbertson	.199	45-42	151	22	30	3	1	1	6	38	.252	13	5	60	3	.284	0	1	10	12	62	92	12	.928

Isaiah Frost	.313	7-4	16	5	5	1	0	1	4	9	.563	4	0	8	0	.450	0	1	0	0	12	0	0	1.000
Brock Daniels	.301	33-28	113	18	34	6	0	4	28	52	.460	9	4	38	2	.362	4	2	11	14	97	11	1	.991
Juju Stevens	.300	10-5	20	2	6	2	0	0	3	8	.400	3	3	8	0	.462	0	0	1	1	0	0	0	.000
Jackson Beaman	.256	32-25	86	27	22	4	0	6	19	44	.512	21	4	26	0	.420	1	0	2	2	49	2	0	1.000
Jeric Curtis	.254	34-32	126	12	32	3	2	0	8	39	.310	10	2	43	1	.319	0	4	14	17	67	0	1	.985
Justin Colon	.250	20-19	64	11	16	1	0	2	14	23	.359	14	0	15	1	.385	0	1	3	3	19	37	8	.875
Mateo Serna	.247	25-23	85	13	21	4	0	4	18	37	.435	8	3	32	2	.333	0	0	0	0	144	9	3	.981
Danny Corona	.246	35-34	118	13	29	5	0	3	15	43	.364	12	6	37	2	.343	1	0	2	3	145	19	1	.994
Kaden Peer	.241	36-33	116	21	28	1	0	2	20	35	.302	16	8	30	0	.371	0	2	6	7	60	1	1	.984
Thomas Curry	.230	25-24	87	20	20	6	0	4	17	38	.437	18	6	33	1	.393	1	1	0	0	1	1	0	1.000
Tucker Moore	.220	30-24	91	19	20	3	0	2	5	29	.319	12	6	31	1	.349	0	0	2	3	45	0	0	1.000
RJ Jimerson	.200	5-2	10	2	2	0	0	0	2	2	.200	0	2	3	0	.333	0	0	0	0	3	0	0	1.000
Jack Holubowski	.100	3-3	10	4	1	0	0	0	0	1	.100	2	1	5	0	.308	0	0	0	0	18	1	0	1.000
Totals	.257	52-52	1723	310	442	72	11	51	275	689	.400	216	85	533	21	.364	15	23	60	78	1353	439	47	.974
Opponents	.266	52-52	1758	333	467	96	13	74	311	811	.461	212	88	437	28	.369	22	23	53	67	1353	435	46	.975

LOB - Team [399], Opp [419]. DPs turned - Team [33], Opp [31]. CI - Team [2], Hernandez 1, Serna 1. IBB - Team [3], Garcia 2, Curry 1. Opp [5].
Picked off - Austin 3, Lovich 2, Culbertson 1, Curtis 1.

PITCHING

Name	ERA	W-L	G-GS	CG	SHO	SV	IP	H	R	ER	BB	SO	2B	3B	HR	AB	BAA	WP	HBP	BK	SFA	SHA
Carter Rustad	6.49	5-6	13-8	0	0/0	0	61.0	66	48	44	10	56	15	1	12	243	.272	3	14	0	3	2
Logan Lunceford	7.35	1-5	13-13	0	0/0	0	56.1	67	51	46	25	51	13	1	13	228	.294	9	10	1	2	3

Javyn Pimental	3.61	2-2	11-10	0	0/0	0	42.1	31	18	17	15	46	7	0	2	151	.205	1	12	1	1	3
Brock Lucas	3.79	4-0	17-0	0	0/0	1	38.0	32	18	16	23	28	8	2	3	144	.222	2	5	0	2	0
Daniel Wissler	4.38	3-1	13-7	0	0/0	0	37.0	40	21	18	7	37	6	1	6	148	.270	5	2	0	0	3
Ryan Magdic	4.50	1-3	13-3	0	0/0	2	32.0	25	16	16	9	33	7	1	6	117	.214	4	2	1	3	2
Victor Quinn	4.72	0-1	13-0	0	0/0	0	13.1	11	8	7	17	15	1	0	1	49	.224	2	5	0	0	0
Ian Lohse	5.13	0-3	15-2	0	0/0	1	26.1	28	19	15	9	28	7	0	3	105	.267	3	4	0	2	1
Jacob Peaden	5.30	3-1	19-0	0	0/0	3	37.1	42	32	22	22	33	9	1	8	148	.284	2	9	1	1	6
Charlie Miller	5.91	0-0	12-0	0	0/0	0	10.2	11	7	7	11	12	1	0	2	39	.282	4	3	0	0	0
Ben Smith	6.00	0-0	2-0	0	0/0	0	3.0	2	2	2	2	3	0	0	1	11	.182	0	1	0	0	0
Bryce Mayer	6.57	2-6	16-6	0	0/0	1	49.1	50	39	36	22	53	12	3	10	195	.256	2	9	0	2	0
Kaden Jacobi	7.20	1-0	9-0	0	0/0	0	15.0	21	12	12	4	15	3	2	2	64	.328	3	3	0	0	0
Ben Pedersen	7.27	0-0	10-0	0	0/0	1	8.2	10	7	7	8	8	2	0	1	32	.313	2	2	1	4	0
Nic Smith	10.80	0-1	8-0	0	0/0	0	6.2	11	8	8	9	4	2	0	1	27	.407	6	1	0	1	2
Josh McDewitt	11.12	0-1	8-3	0	0/0	0	11.1	16	15	14	8	13	3	1	2	46	.348	3	5	0	1	1
Xavier Lovett	13.50	0-0	3-0	0	0/0	0	2.2	4	8	4	7	2	0	0	1	11	.364	0	1	0	0	0
Miles Garrett	99.00	0-0	1-0	0	0/0	0	0.0	0	4	4	4	0	0	0	0	0		1	0	0	0	0
Totals	5.89	22-30	52-52	0	0/0	9	451.0	467	333	295	212	437	96	13	74	1758	.266	52	88	5	22	23
Opponents	5.61	30-22	52-52	1	3/3	10	451.0	442	310	281	216	533	72	11	51	1723	.257	76	85	5	15	23

PB - Team [9], Serna 7, Hernandez 2. Opp [12]. Pickoffs - Team [4], Pimental 3, Wissler 1. Opp [7].

BATTING

Name	BA	G-GS	AB	R	H	2B	3B	HR	RBI	TB	SLG%	BB	HBP	SO	GDP	OB%	SF	SH	SB	SBA	PO	A	E	FA
Brock Daniels	.280	20-19	75	10	21	5	0	1	8	29	.387	5	4	22	2	.357	0	2	6	7	91	10	1	.990
Trevor Austin	.280	27-27	93	22	26	4	0	4	11	42	.452	13	10	26	0	.422	0	4	0	2	31	41	4	.947
Jedier Hernandez	.272	25-25	92	9	25	5	0	0	14	30	.326	14	0	19	4	.364	1	0	0	1	208	17	1	.996
Matt Garcia	.204	26-26	93	8	19	4	2	1	12	30	.323	6	3	37	0	.275	0	4	1	3	32	59	2	.978
Jackson Lovich	.195	22-22	82	11	16	2	2	1	9	25	.305	7	2	32	0	.272	1	0	1	1	61	2	1	.984
Drew Culbertson	.138	25-23	80	6	11	2	1	0	4	15	.188	6	3	38	0	.225	0	1	3	4	32	50	6	.932

Isaiah Frost	.500	1-1	4	1	2	0	0	0	0	2	.500	0	0	2	0	.500	0	0	0	0	2	0	0	1.000
Danny Corona	.298	17-16	57	5	17	3	0	2	8	26	.456	4	0	20	1	.344	0	0	1	2	112	3	1	.991
Juju Stevens	.273	6-3	11	1	3	0	0	0	0	3	.273	3	0	4	0	.429	0	0	0	0	0	0	0	.000
Jeric Curtis	.261	19-17	69	4	18	1	1	0	3	21	.304	3	0	22	1	.292	0	2	5	7	37	0	1	.974
Mateo Serna	.250	10-9	32	4	8	1	0	1	4	12	.375	4	1	15	1	.351	0	0	0	0	9	0	0	1.000
Kaden Peer	.241	19-17	58	7	14	0	0	1	9	17	.293	7	3	22	0	.353	0	1	2	3	29	0	0	1.000
Justin Colon	.167	11-11	36	3	6	0	0	1	3	9	.250	5	0	9	1	.268	0	0	1	1	12	17	6	.829
Thomas Curry	.121	10-9	33	4	4	0	0	2	2	10	.303	7	1	15	0	.293	0	0	0	0	0	0	0	.000
Jackson Beman	.114	14-12	44	7	5	1	0	0	1	6	.136	6	1	16	0	.235	0	0	0	0	19	0	0	1.000
Tucker Moore	.105	8-6	19	4	2	0	0	1	1	5	.263	3	2	10	1	.292	0	0	0	1	13	0	0	1.000
Totals	.224	27-27	878	106	197	28	6	15	89	282	.321	93	30	309	11	.319	2	14	20	32	702	235	27	.972
Opponents	.266	27-27	918	189	244	51	5	50	178	455	.496	114	50	214	17	.374	8	12	25	30	717	227	25	.974

LOB - Team [194], Opp [211]. DPs turned - Team [20], Opp [16]. IBB - Team [2], Garcia 2. Opp [5]. Picked off - Lovich 2, Curtis 1, Austin 1.

PITCHING

Name	ERA	W-L	G-GS	CG	SHO	SV	IP	H	R	ER	BB	SO	2B	3B	HR	AB	BAA	WP	HBP	BK	SFA	SHA
Javyn Pimental	4.08	2-2	7-7	0	0/0	0	28.2	18	13	13	13	27	5	0	1	99	.182	0	10	1	1	2
Logan Lunceford	7.02	0-5	9-9	0	0/0	0	42.1	44	36	33	24	39	11	0	12	165	.267	5	8	1	0	2
Carter Rustad	8.42	2-5	9-4	0	0/0	0	41.2	53	40	39	8	37	12	1	10	170	.312	2	8	0	3	2

Daniel Wissler	0.00	0-0	3-1	0	0/0	0	4.1	5	3	0	0	5	0	0	0	18	.278	0	0	0	0	1
Charlie Miller	0.00	0-0	1-0	0	0/0	0	0.1	0	0	0	2	0	0	0	0	1	.000	2	0	0	0	0
Ryan Magdic	4.76	1-2	8-3	0	0/0	2	22.2	16	12	12	6	21	4	0	5	82	.195	2	2	0	1	2
Brock Lucas	5.14	1-0	10-0	0	0/0	0	21.0	22	14	12	16	13	4	2	3	82	.268	2	2	0	2	0
Victor Quinn	5.40	0-0	5-0	0	0/0	0	5.0	4	3	3	7	6	0	0	1	18	.222	0	1	0	0	0
Jacob Peaden	5.79	1-0	10-0	0	0/0	0	23.1	27	25	15	13	19	5	1	6	96	.281	0	7	0	0	2
Ian Lohse	6.10	0-2	6-2	0	0/0	0	10.1	13	11	7	5	11	2	0	1	44	.295	0	4	0	0	1
Kaden Jacobi	6.75	0-0	5-0	0	0/0	0	9.1	10	7	7	2	8	1	0	2	38	.263	1	1	0	0	0
Bryce Mayer	8.59	1-3	10-1	0	0/0	1	22.0	27	22	21	14	24	5	1	8	92	.293	1	6	0	1	0
Ben Pedersen	9.00	0-0	3-0	0	0/0	0	2.0	3	2	2	2	3	1	0	1	9	.333	0	1	1	0	0
Nic Smith	9.00	0-0	1-0	0	0/0	0	1.0	2	1	1	2	1	1	0	0	4	.500	1	0	0	0	0
Totals	6.35	8-19	27-27	0	0/0	3	234.0	244	189	165	114	214	51	5	50	918	.266	16	50	3	8	12
Opponents	3.54	19-8	27-27	1	3/3	7	239.0	197	106	94	93	309	28	6	15	878	.224	33	30	0	2	14

PB - Team [1], Hernandez 1. Opp [3]. Pickoffs - Team [2], Pimental 2. Opp [4].

BATTING

DATE	OPPONENT	AB	R	H	RBI	2B	3B	HR	BB	IBB	SB	CS	HBP	SAC	SF	GDP	K	PO	A	E	AVG
FEB 16	at Cal Poly-1	32	2	8	2	2	0	0	3	0	0	1	1	0	0	0	8	24	8	1	.250
FEB 16	at Cal Poly-2	31	3	5	3	3	0	1	3	1	0	0	0	1	0	0	15	27	4	2	.206
FEB 17	at Cal Poly	40	12	13	10	5	1	2	2	0	3	1	4	0	0	0	13	27	6	2	.252
FEB 22	vs CSUB	37	6	11	6	3	0	4	3	0	4	0	2	1	0	0	8	27	7	2	.264
FEB 23	at San Diego State	31	3	6	2	0	0	0	6	0	2	0	5	0	0	1	11	24	5	0	.251
FEB 24	at UC San Diego-1	36	4	10	4	1	0	1	2	0	3	0	0	1	0	0	11	24	6	2	.256
FEB 24	at UC San Diego-2	42	5	11	5	0	0	1	5	0	1	0	1	1	1	0	10	33	13	0	.257
FEB 27	SOUTHEAST MISSOURI	26	3	6	2	1	0	1	3	0	0	1	1	0	0	1	5	24	11	0	.255
MAR 1	NORTHERN KENTUCKY	28	1	4	0	1	0	0	4	0	2	1	1	1	0	1	12	27	11	2	.244
MAR 2	NORTHERN KENTUCKY	34	28	17	27	5	0	2	11	0	1	0	7	0	2	0	8	21	7	2	.270
MAR 3	NORTHERN KENTUCKY	37	15	12	14	2	1	3	7	0	0	0	2	0	2	1	7	27	10	0	.275
MAR 5	LINDENWOOD	30	5	7	4	0	0	0	3	0	2	0	4	0	0	1	6	27	9	0	.272
MAR 8	PURDUE FORT WAYNE	33	7	8	7	2	1	1	4	0	1	0	1	1	1	0	6	27	10	0	.270
MAR 9	PURDUE FORT WAYNE-1	35	7	10	7	3	0	3	3	0	0	0	0	0	0	0	8	27	14	0	.271
MAR 9	PURDUE FORT WAYNE-2	32	11	10	11	3	0	2	10	0	2	0	2	1	0	0	5	24	6	3	.274
MAR 10	PURDUE FORT WAYNE	34	20	19	20	3	0	3	9	0	0	0	4	0	2	1	3	21	2	1	.292
MAR 12	at Kansas	37	5	8	2	2	0	0	7	0	2	0	1	0	0	1	18	30	10	0	.287
MAR 15	at Arkansas	29	0	4	0	2	0	0	1	0	0	0	0	1	0	0	12	24	5	2	.280
MAR 16	at Arkansas	27	0	1	0	0	0	0	5	0	0	0	2	0	0	0	12	24	7	0	.269
MAR 17	at Arkansas	27	1	3	1	0	0	1	4	0	1	2	1	0	0	1	13	24	7	1	.263
MAR 19	vs Kansas	37	3	7	2	0	1	1	3	0	2	0	1	0	0	1	12	30	2	1	.259
MAR 22	KENTUCKY	41	4	7	2	0	0	1	4	0	1	0	0	0	0	0	15	33	12	1	.253
MAR 23	KENTUCKY	29	2	5	2	1	1	0	1	0	0	0	0	1	0	0	10	27	13	0	.250
MAR 24	KENTUCKY	36	6	10	5	1	0	1	5	0	1	0	0	0	0	1	14	27	16	2	.251
MAR 26	vs Illinois	37	3	9	2	1	0	1	1	0	1	0	0	1	0	0	14	27	10	0	.252
MAR 28	at Vanderbilt	29	1	3	0	0	0	0	2	0	1	0	0	0	0	0	12	24	7	0	.247
MAR 29	at Vanderbilt	27	0	1	0	0	0	0	2	0	1	1	0	0	0	0	13	24	9	1	.240
MAR 30	at Vanderbilt	32	1	6	1	0	0	0	2	0	0	0	2	1	0	0	11	24	15	2	.239
APR 2	UT MARTIN	31	13	12	10	0	0	2	7	0	5	0	2	1	2	0	3	24	6	0	.243
APR 3	UT MARTIN	36	15	13	14	1	1	2	5	0	5	0	5	0	2	1	6	27	13	1	.248
APR 5	FLORIDA	41	2	8	2	2	1	0	5	0	2	0	5	0	0	0	12	33	8	0	.246
APR 6	FLORIDA	28	4	4	2	0	0	0	2	0	2	0	0	1	0	1	12	27	14	1	.243
APR 7	FLORIDA	39	11	15	9	2	0	0	5	0	0	0	1	1	0	1	10	27	4	2	.248
APR 9	SIUE	32	4	7	4	3	0	0	8	0	2	0	0	0	1	0	7	27	10	1	.247
APR 11	at Georgia	41	10	13	9	2	2	1	7	0	0	0	0	0	0	0	17	24	6	3	.250
APR 12	at Georgia	37	6	11	5	0	0	1	3	0	1	2	0	2	0	1	9	30	8	1	.251
APR 13	at Georgia	35	7	10	7	3	0	2	4	0	3	1	3	1	1	0	12	24	4	1	.252
APR 16	at Missouri State	34	6	9	5	0	0	2	4	0	1	1	4	0	0	0	9	27	8	0	.252
APR 19	LSU	22	1	3	1	0	0	0	1	0	1	1	0	1	0	0	14	21	5	0	.250
APR 20	LSU	32	8	10	7	4	1	1	4	0	0	1	4	1	0	0	4	27	5	1	.252
APR 21	LSU	32	2	6	1	0	0	0	2	0	0	0	0	1	0	1	13	27	12	2	.250
APR 23	MISSOURI STATE	32	10	9	10	1	0	2	5	0	0	1	3	0	0	0	13	27	9	0	.251
APR 25	at Tennessee	33	1	9	1	1	0	1	2	0	0	0	0	1	0	2	9	24	5	0	.252
APR 26	at Tennessee	32	2	6	2	0	0	1	1	0	0	0	2	0	0	0	9	24	6	0	.250
APR 27	at Tennessee	31	2	8	2	1	0	0	5	0	1	2	0	1	0	0	8	24	7	1	.250
APR 30	LINDENWOOD	31	13	14	13	2	0	2	5	0	1	0	4	0	0	1	6	21	7	0	.254
MAY 3	SOUTH CAROLINA	33	2	6	2	1	0	2	5	0	2	0	2	1	0	0	17	27	11	3	.253
MAY 4	SOUTH CAROLINA	33	8	12	7	2	1	0	6	2	0	1	1	0	0	1	11	27	10	0	.255
MAY 5	SOUTH CAROLINA	30	4	4	4	0	0	1	6	0	0	0	0	0	1	0	11	27	7	1	.253
May 10	AUBURN	38	12	13	11	2	0	1	3	0	1	0	3	0	0	0	9	27	14	2	.255
May 11	AUBURN	28	2	6	1	0	0	0	4	0	2	1	2	0	0	1	13	24	9	0	.254
May 12	AUBURN	36	7	13	5	3	0	1	2	0	0	0	2	0	0	1	7	27	9	0	.257
	TOTALS	1723	310	442	275	72	11	51	216	3	60	18	85	23	15	21	533	1353	439	47	.257



PITCHING

DATE	OPPONENT	IP	H	R	ER	BB	SO	2B	3B	HR	WP	BK	HBP	DP	IBB	SCORE	W	L	SV	ERA
FEB 16	at Cal Poly-1	8.0	7	3	2	3	1	2	1	0	2	0	0	1	0	2-3	0	1	0	2.25
FEB 16	at Cal Poly-2	9.0	1	1	1	3	11	0	0	0	2	0	3	1	0	3-1	1	1	1	1.59
FEB 17	at Cal Poly	9.0	16	8	6	1	8	3	0	0	2	0	1	0	0	12-8	2	1	2	3.12
FEB 22	vs CSU Bakersfield	9.0	10	3	3	2	10	1	0	1	0	0	2	1	0	6-3	3	1	3	3.09
FEB 23	at San Diego State	8.0	11	10	10	3	12	3	1	0	1	0	1	0	0	3-10	3	2	3	4.60
FEB 24	at UC San Diego-1	8.0	8	8	6	3	8	3	0	1	2	0	2	1	0	4-8	3	3	3	5.12
FEB 24	at UC San Diego-2	11.0	13	4	4	4	12	2	0	0	1	1	3	0	0	5-4	4	3	3	4.79
FEB 27	SOUTHEAST MISSOURI	8.0	7	8	8	6	9	0	0	2	2	0	6	1	0	3-8	4	4	3	5.14
MAR 1	NORTHERN KENTUCKY	9.0	4	3	2	3	11	0	0	1	1	0	1	0	0	1-3	4	5	3	4.78
MAR 2	NORTHERN KENTUCKY	7.0	9	10	6	6	3	0	1	2	1	0	3	0	0	28-10	5	5	3	5.02
MAR 3	NORTHERN KENTUCKY	9.0	17	16	16	8	9	5	2	2	2	0	0	0	0	15-16	5	6	3	6.06
MAR 5	LINDENWOOD	9.0	8	4	4	3	13	1	0	1	1	0	1	1	0	5-4	6	6	4	5.88
MAR 8	PURDUE FORT WAYNE	9.0	12	9	9	3	12	3	1	3	1	0	0	0	0	7-9	6	7	4	6.13
MAR 9	PURDUE FORT WAYNE-1	9.0	13	9	8	5	8	2	0	2	3	1	0	1	0	7-9	6	8	4	6.27
MAR 9	PURDUE FORT WAYNE-2	8.0	6	1	0	0	11	1	0	0	0	0	1	1	0	11-1	7	8	4	5.88
MAR 10	PURDUE FORT WAYNE	7.0	5	2	2	0	2	0	0	1	1	0	0	0	0	20-2	8	8	4	5.72
MAR 12	at Kansas	10.0	9	4	4	5	9	5	0	1	0	0	1	2	0	5-4	9	8	5	5.57
MAR 15	at Arkansas	8.0	7	8	7	2	5	0	0	4	0	0	1	0	0	0-8	9	9	5	5.69
MAR 16	at Arkansas	8.0	5	6	6	4	7	0	1	3	2	0	3	1	0	0-6	9	10	5	5.74
MAR 17	at Arkansas	8.0	10	9	6	6	3	3	0	1	3	0	2	1	0	1-9	9	11	5	5.79
MAR 19	vs Kansas	10.0	6	4	4	5	8	4	1	0	1	0	2	0	0	3-4	9	12	5	5.67
MAR 22	KENTUCKY	11.0	10	9	9	4	7	3	0	0	0	1	3	1	1	4-9	9	13	5	5.77
MAR 23	KENTUCKY	9.0	5	1	1	1	9	1	0	0	0	0	2	0	0	2-1	10	13	6	5.55
MAR 24	KENTUCKY	9.0	9	7	3	3	1	1	0	1	0	0	1	2	0	6-7	10	14	6	5.44
MAR 26	vs Illinois	9.0	9	11	11	8	9	2	0	2	5	0	3	0	0	3-11	10	15	6	5.67
MAR 28	at Vanderbilt	8.0	9	3	3	2	6	2	0	0	0	0	1	2	0	1-3	10	16	6	5.59
MAR 29	at Vanderbilt	8.0	9	4	2	1	9	3	0	1	0	0	1	0	0	0-4	10	17	6	5.48
MAR 30	at Vanderbilt	8.0	4	3	3	5	6	2	0	0	1	0	3	0	0	1-3	10	18	6	5.41
APR 2	UT MARTIN	8.0	5	3	3	4	12	1	0	2	1	0	0	0	0	13-3	11	18	6	5.34
APR 3	UT MARTIN	9.0	10	9	8	6	11	1	0	1	2	0	0	0	0	15-9	12	18	6	5.43
APR 5	FLORIDA	11.0	2	1	1	1	13	0	0	1	0	0	3	1	0	2-1	13	18	6	5.25
APR 6	FLORIDA	9.0	7	3	3	4	9	0	1	1	0	1	2	2	1	4-3	14	18	7	5.18
APR 7	FLORIDA	9.0	12	10	10	5	14	3	0	4	0	0	4	0	0	11-10	15	18	7	5.33
APR 9	SIUE	9.0	11	5	5	3	7	1	0	0	2	0	1	0	0	4-5	15	19	7	5.32
APR 11	at Georgia	8.0	15	15	11	6	13	6	0	3	0	1	2	0	1	10-15	15	20	7	5.50
APR 12	at Georgia	10.0	9	5	5	11	13	2	0	1	2	0	2	1	1	6-5	16	20	7	5.47
APR 13	at Georgia	8.0	9	10	10	6	11	3	0	1	0	0	4	0	0	7-10	16	21	7	5.61
APR 16	at Missouri State	9.0	9	2	2	3	8	2	0	1	1	0	2	1	0	6-2	17	21	8	5.51
APR 19	LSU	7.0	13	12	12	6	8	4	0	4	1	0	0	1	0	1-12	17	22	8	5.72
APR 20	LSU	9.0	9	7	7	3	9	2	0	3	0	0	1	0	0	8-7	18	22	9	5.75
APR 21	LSU	9.0	9	6	5	5	6	4	1	1	0	0	1	1	1	2-6	18	23	9	5.73
APR 23	MISSOURI STATE	9.0	11	6	5	3	11	2	0	1	1	0	3	0	0	10-6	19	23	9	5.71
APR 25	at Tennessee	8.0	10	10	10	7	11	0	0	6	0	0	1	0	0	1-10	19	24	9	5.83
APR 26	at Tennessee	8.0	8	3	3	2	7	2	0	0	2	0	0	1	0	2-3	19	25	9	5.78
APR 27	at Tennessee	8.0	7	3	2	2	6	1	0	0	0	0	1	1	0	2-3	19	26	9	5.71
APR 30	LINDENWOOD	7.0	6	1	1	8	8	1	1	0	1	0	2	2	0	13-1	20	26	9	5.63
MAY 3	SOUTH CAROLINA	9.0	9	10	5	5	7	4	0	2	2	0	2	1	0	2-10	20	27	9	5.62
MAY 4	SOUTH CAROLINA	9.0	7	3	3	3	9	0	1	1	1	0	1	1	0	8-3	21	27	9	5.56
MAY 5	SOUTH CAROLINA	9.0	13	9	8	4	9	2	0	3	2	0	1	0	0	4-9	21	28	9	5.61
MAY 10	AUBURN	9.0	11	11	9	10	5	2	1	3	0	0	4	1	0	12-11	22	28	9	5.68
MAY 11	AUBURN	8.0	17	12	12	2	8	0	0	4	0	0	3	1	0	2-12	22	29	9	5.82
MAY 12	AUBURN	9.0	9	9	9	4	3	1	0	2	0	0	1	1	0	7-9	22	30	9	5.89
TOTALS		451.0	467	333	295	212	437	96	13	74	52	5	88	33	5	310-333	22	30	9	5.89

MISCELLANEOUS STATISTICS

PLATE PRODUCTION

MULTI-HIT GAMES	2	3	4	5+	TOTAL
Trevor Austin	27	5	1	-	33
Matt Garcia	9	5	1	-	15
Jackson Lovich	12	3	-	-	15
Jedier Hernandez	7	3	-	-	10
Brock Daniels	8	2	-	-	10
Justin Colon	6	1	1	-	8
Drew Culbertson	7	1	-	-	8
Kaden Peer	5	2	-	-	7
Danny Corona	6	1	-	-	7
Jeric Curtis	4	2	-	-	6
Jackson Beaman	2	3	-	-	5
Thomas Curry	3	1	-	-	4
Tucker Moore	4	-	-	-	4
Mateo Serna	4	-	-	-	4
Juju Stevens	3	-	-	-	3
Isaiah Frost	2	-	-	-	2
TEAM	109	29	3	0	141

MULTI-RBI GAMES	2	3	4	5+	TOTAL
Trevor Austin	15	4	-	-	19
Matt Garcia	5	8	2	-	15
Jackson Lovich	6	2	2	-	10
Brock Daniels	4	2	1	1	8
Justin Colon	4	1	-	1	6
Jedier Hernandez	5	-	1	-	6
Kaden Peer	2	3	-	-	5
Danny Corona	4	-	-	-	4
Thomas Curry	2	1	1	-	4
Mateo Serna	2	1	-	1	4
Juju Stevens	2	1	1	-	4
Jackson Beaman	1	1	-	1	3
Drew Culbertson	-	1	-	-	1
Jeric Curtis	1	-	-	-	1
Isaiah Frost	-	1	-	-	1
TEAM	53	26	8	4	91

HITTING STREAKS	CAREER	CURRENT
Danny Corona	9	4
Matt Garcia	11	3
Brock Daniels	10	3
Jeric Curtis	5	3
Juju Stevens	3	3
Jackson Lovich	13	2
Trevor Austin	15	1
Jedier Hernandez	7	1
Kaden Peer	4	1
Jackson Beaman	2	1
Jack Holubowski	1	1
RJ Jimerson	1	1
Drew Culbertson	6	-
Thomas Curry	5	-
Tucker Moore	5	-
Mateo Serna	5	-
Justin Colon	4	-
Isaiah Frost	2	-

HOME RUN TRACKER

No.	Player	Total	Date	Opponent	On-Base	Inn.	Outs	Count
1.	Thomas Curry	1	Feb 16	Cal Poly	1	5	1	0-2
2.	Justin Colon	1	Feb 17	Cal Poly	0	4	0	3-1
3.	Jackson Lovich	1	Feb 17	Cal Poly	0	8	2	2-2
4.	Isaiah Frost	1	Feb 22	CSUB	0	2	0	0-1
5.	Drew Culbertson	1	Feb 22	CSUB	0	2	2	0-1
6.	Trevor Austin	1	Feb 22	CSUB	0	2	2	0-2
7.	Trevor Austin	2	Feb 22	CSUB	0	5	0	1-2
8.	Jackson Lovich	2	Feb 24	UC San Diego	1	1	2	0-1
9.	Trevor Austin	3	Feb 24	UC San Diego	0	7	2	0-1
10.	Tucker Moore	1	Feb 27	SEMO	0	7	1	1-1
11.	Jackson Lovich	3	Mar 2	NKU	1	1	2	1-2
12.	Jackson Beaman	1	Mar 2	NKU	2	1	2	3-2
13.	Jackson Lovich	4	Mar 3	NKU	0	4	0	3-2
14.	Thomas Curry	2	Mar 3	NKU	0	4	0	1-2
15.	Jedier Hernandez	1	Mar 3	NKU	0	6	0	2-1
16.	Trevor Austin	4	Mar 8	PFW	1	8	0	1-0
17.	Jackson Beaman	2	Mar 9	PFW	1	4	1	3-2
18.	Jackson Beaman	3	Mar 9	PFW	0	7	0	3-2
19.	Mateo Serna	1	Mar 9	PFW	0	7	1	1-1
20.	Trevor Austin	5	Mar 9	PFW	0	1	2	3-2
21.	Trevor Austin	6	Mar 9	PFW	0	3	0	0-1
22.	Trevor Austin	7	Mar 10	PFW	1	3	1	0-0
23.	Brock Daniels	1	Mar 10	PFW	1	5	1	1-2
24.	Jackson Lovich	5	Mar 10	PFW	0	5	1	0-0
25.	Thomas Curry	3	Mar 17	Arkansas	0	7	0	0-0
26.	Jackson Lovich	6	Mar 19	Kansas	0	5	2	3-2
27.	Thomas Curry	4	Mar 22	Kentucky	0	1	2	2-2
28.	Trevor Austin	8	Mar 24	Kentucky	0	1	1	0-0
29.	Jackson Beaman	4	Mar 26	Illinois	0	1	0	2-1
30.	Jackson Beaman	5	Apr 2	UT Martin	0	6	2	3-2
31.	Brock Daniels	2	Apr 2	UT Martin	1	7	1	1-2
32.	Kaden Peer	1	Apr 3	UT Martin	0	2	2	2-0
33.	Brock Daniels	3	Apr 3	UT Martin	2	5	2	1-0
34.	Kaden Peer	2	Apr 11	Georgia	1	6	0	1-2
35.	Trevor Austin	9	Apr 12	Georgia	2	7	2	0-1
36.	Tucker Moore	2	Apr 13	Georgia	0	4	0	1-0
37.	Matt Garcia	1	Apr 13	Georgia	1	9	2	0-1
38.	Mateo Serna	2	Apr 16	Missouri State	1	2	2	0-0
39.	Jackson Lovich	7	Apr 16	Missouri State	0	7	2	1-1
40.	Brock Daniels	4	Apr 20	LSU	0	8	1	3-2
41.	Danny Corona	1	Apr 23	Missouri State	0	4	2	0-0
42.	Mateo Serna	3	Apr 23	Missouri State	3	6	1	1-0
43.	Danny Corona	2	Apr 25	Tennessee	0	7	0	1-2
44.	Trevor Austin	10	Apr 26	Tennessee	1	8	1	0-0
45.	Jackson Beaman	5	Apr 30	Lindenwood	0	4	0	1-0
46.	Matt Garcia	2	Apr 30	Lindenwood	2	4	2	2-1
47.	Mateo Serna	4	May 3	South Carolina	0	2	0	3-2
48.	Jackson Lovich	8	May 3	South Carolina	0	2	0	3-2
49.	Danny Corona	3	May 5	South Carolina	0	2	1	3-2
50.	Justin Colon	2	May 10	Auburn	1	2	2	2-2
51.	Trevor Austin	11	May 12	Auburn	0	9	2	2-2

INNING-BY-INNING	1	2	3	4	5	6	7	8	9	EX	TOTAL
Mizzou	49	33	35	37	36	49	28	26	11	6	310
Opponents	32	41	44	37	34	52	33	34	18	8	333
WHEN MIZZOU SCORES	0	1	2	3	4	5	6	7	8	9	10+
W-L	0-3	0-6	2-6	1-4	1-4	3-0	3-1	0-4	2-0	0-0	10-2
WHEN OPP SCORES	0	1	2	3	4	5	6	7	8	9	10+
W-L	0-0	5-0	2-0	4-6	3-2	1-1	1-2	1-1	1-3	1-6	3-9
WHEN LEADING AFTER	1	2	3	4	5	6	7	8			
W-L	11-4	14-5	15-5	16-4	20-2	20-3	16-2	13-2			
WHEN TRAILING AFTER	1	2	3	4	5	6	7	8			
W-L	2-10	5-19	5-19	4-22	2-24	2-25	1-24	2-23			
WHEN TIED AFTER	1	2	3	4	5	6	7	8			
W-L	9-16	3-6	2-6	2-4	0-4	0-2	2-3	2-2			

TEAM GAME HIGHS	INDIVIDUAL GAME HIGHS	MISCELLANY
BATTING At bats: 42 at UC San Diego [2/24/24] Runs scored: 28 vs NKU [3/2/24] Hits: 19 vs Purdue FW [3/10/24] RBIs: 27 vs NKU [3/2/24] Doubles: 5 at Cal Poly [2/17/24] 5 vs NKU [3/2/24] Triples: 2 at Georgia [4/11/24] Home runs: 4 vs CSU Bakersfield [2/22/24] Total bases: 31 vs Purdue FW [3/10/24] Walks: 11 vs NKU [3/2/24] Strikeouts: 18 at Kansas [3/12/24] Sac hits: 2 at Georgia [4/12/24] Sac flies: 2 [five times] Stolen bases: 5 vs UT Martin [4/2/24] 5 vs UT Martin [4/3/24] Hit by pitch: 7 vs NKU [3/2/24] Caught stealing: 2 [three times] Runners LOB: 18 vs Florida [4/5/24] Hit into DP: 3 Auburn [5/12/24] FIELDING Putouts: 33 [three times] Assists: 16 vs Kentucky [3/24/24] Errors: 3 [three times] Passed Balls: 2 [three times] DPs turned: 2 [five times] PITCHING Innings pitched: 11.0 [three times] Runs allowed: 16 vs NKU [3/2/24] Earned runs: 16 vs NKU [3/2/24] Walks allowed: 11 at Georgia [4/12/24] Strikeouts: 14 vs Florida [4/7/24] Hits allowed: 17 vs NKU [3/2/24] 17 Auburn [5/11/24] Doubles allowed: 6 at Georgia [4/11/24] Triples allowed: 2 vs NKU [3/2/24] Homers allowed: 6 at Tennessee [4/25/24] Wild pitches: 5 vs Illinois [3/26/24] Hit batters: 6 SEMO [2/27/24]	BATTING At bats: 6 [six times] Runs scored: 4 COLON, Justin vs NKU [3/2/24] 4 BEAMAN, Jackson vs NKU [3/2/24] Hits: 4 [three times] RBIs: 7 BEAMAN, Jackson vs NKU [3/2/24] Doubles: 2 [three times] Triples: 1 [11 times] Home runs: 2 [three times] Total bases: 9 BEAMAN, Jackson vs Purdue FW [3/9/24] Walks: 3 [four times] Strikeouts: 4 MOORE, Tucker at Cal Poly [2/16/24] Sac hits: 1 [23 times] Sac flies: 2 DANIELS, Brock vs UT Martin [4/2/24] Stolen bases: 3 DANIELS, Brock vs UT Martin [4/3/24] Hit by pitch: 2 [eight times] Caught stealing: 1 [18 times] Runners LOB: 7 HERNANDEZ, Jedier at UC San Diego [2/24/24] FIELDING Putouts: 16 CORONA, Danny vs Kentucky [3/24/24] Assists: 6 GARCIA, Matt vs Kentucky [3/24/24] Errors: 2 [three times] Passed Balls: 2 [three times] PITCHING Innings pitched: 7.0 LUNCEFORD, Logan vs Kentucky [3/22/24] Runs allowed: 9 RUSTAD, Carter vs Auburn [5/11/24] Earned runs: 9 RUSTAD, Carter vs Auburn [5/11/24] Walks allowed: 6 LUCAS, Brock at Georgia [4/12/24] Strikeouts: 8 [four times] Hits allowed: 10 RUSTAD, Carter vs Auburn [5/11/24] Doubles allowed: 4 RUSTAD, Carter at Georgia [4/11/24] Triples allowed: 1 [13 times] Homers allowed: 4 RUSTAD, Carter vs Auburn [5/11/24] Wild pitches: 2 [nine times] Hit batters: 3 QUINN, Victor vs SEMO [2/27/24] 3 PEADEN, Jacob vs Florida [4/7/24]	MISCELLANY THREADS in White 2-5 In Black.....8-12 In Gold.....10-8 in Gray..... 2-5 HATS Gold bill..... 4-2 Black bill.....18-28 WEATHER Sunny8-10 Night.....9-16 Cloudy..... 5-4 Indoors 0-0 > 80..... 1-1 70-79 5-9 60-696-11 50-59 6-3 < 50..... 4-6



19 TREVOR AUSTIN

INF/OF • SR. • R/R • JEFFERSON CITY, MO.

NOTABLE

- Recorded a career-best 59 hits, 45 runs, 36 RBIs and 32 walks in 2023
- Registered 19 multi-hit and nine multi-RBI performances last spring
- Hit .320 with runners in scoring position

CAREER HIGHS

Hits: 4, vs. Auburn (5/12/24)**Doubles:** 2, four times, last vs LSU (4/20/24)**Triples:** 1, three times (last vs NKU (3/3/24)**Home Runs:** 2, two times, last vs PFW (3/9/24)**RBI:** 4, at LSU (4/23/22)**Runs Scored:** 3, nine times, last vs. Florida (4/7/24)**Walks:** 3, three times, last at Georgia (4/11/23)**Stolen Bases:** 2, two times, last at Missouri State (4/11/23)

2024

Date	Opponent	AB	R	H	RBI	2B	3B	HR	BB	SB
2/16	at Cal Poly*	3	0	0	1	0	0	0	0	0
2/16	at Cal Poly*	4	0	0	0	0	0	0	0	0
2/17	at Cal Poly*	5	1	2	0	2	0	0	0	0
2/22	vs CSU Bakersfield*	4	2	2	2	0	0	2	0	0
2/23	at San Diego State*	3	0	1	0	0	0	0	0	0
2/24	at UC San Diego*	5	0	1	0	0	0	0	0	0
2/24	at UC San Diego*	5	1	2	1	0	0	1	0	0
2/27	SEMO*	4	0	0	0	0	0	0	0	0
3/1	Northern Kentucky*	2	0	0	0	0	0	0	1	0
3/2	Northern Kentucky*	1	3	1	3	1	0	0	1	0
3/3	Northern Kentucky*	5	3	3	2	0	1	0	0	0
3/5	Lindenwood*	3	1	1	0	0	0	0	0	0
3/8	Purdue Fort Wayne*	5	2	3	3	1	0	1	0	0
3/9	Purdue Fort Wayne*	3	2	2	2	0	0	2	2	0
3/9	Purdue Fort Wayne*	4	1	1	0	1	0	0	0	0
3/10	Purdue Fort Wayne*	2	1	2	0	0	0	1	1	0
3/12	at Kansas*	3	0	0	0	0	0	0	2	0
3/15	at Arkansas*	3	0	1	0	1	0	0	0	0
3/16	at Arkansas*	3	0	1	0	0	0	0	1	0
3/17	at Arkansas*	3	0	0	0	0	0	0	1	0
3/19	vs Kansas*	5	0	0	0	0	0	0	0	0
3/22	Kentucky*	4	0	0	0	0	0	0	1	0
3/23	Kentucky*	3	1	1	0	0	0	0	0	0
3/24	Kentucky*	5	2	3	1	0	0	1	0	0
3/26	vs Illinois*	4	0	0	0	0	0	0	0	0
3/28	at Vanderbilt*	4	0	0	0	0	0	0	0	0
3/29	at Vanderbilt*	4	0	0	0	0	0	0	0	0
3/30	at Vanderbilt*	3	0	0	0	0	0	0	0	0
4/2	UT Martin*	2	3	1	1	0	0	2	0	0
4/3	UT Martin*	4	3	2	2	1	0	0	1	0
4/5	Florida*	4	0	1	0	0	0	0	1	0
4/6	Florida*	3	1	1	0	0	0	0	0	0
4/7	Florida*	3	3	2	0	0	0	0	1	0
4/9	SIUE*	4	0	1	0	0	0	0	1	0
4/11	at Georgia*	3	2	0	0	0	0	0	3	0
4/12	at Georgia*	4	1	2	3	0	0	1	0	0
4/13	at Georgia*	4	1	0	0	0	0	0	0	0
4/16	at Missouri State*	5	0	1	0	0	0	0	0	0
4/19	LSU*	3	0	0	0	0	0	0	0	0
4/20	LSU*	4	2	2	2	0	0	0	0	0
4/21	LSU*	3	1	1	0	0	0	0	1	0
4/23	Missouri State*	3	2	2	1	1	0	0	1	0
4/25	at Tennessee*	3	0	2	0	0	0	0	1	0
4/26	at Tennessee*	3	1	1	2	0	0	1	0	0
4/27	at Tennessee*	4	0	1	1	0	0	0	0	0
5/3	South Carolina*	2	0	0	0	0	0	0	2	0
5/4	South Carolina*	4	2	2	0	0	0	0	0	0
5/5	South Carolina*	4	0	1	0	0	0	0	0	0
5/10	Auburn*	3	2	0	0	0	0	0	1	0
5/11	Auburn*	3	0	0	0	0	0	0	0	0
5/12	Auburn*	4	3	4	1	1	0	1	0	0
Totals		181	48	53	31	11	1	11	25	0

2023

Date	Opponent	AB	R	H	RBI	2B	3B	HR	BB	SB
2/17	vs Oklahoma State*	2	0	1	0	1	0	0	1	0
2/18	vs Texas*	5	0	1	0	0	0	0	0	0
2/19	vs TCU*	5	2	3	1	1	1	0	0	0
2/23	at FIU*	4	2	2	1	0	0	1	0	0
2/24	at FIU*	4	1	0	1	0	0	0	1	0
2/25	at FIU*	5	1	2	1	0	0	1	0	0
2/26	at FIU*	2	2	0	1	0	0	0	2	1
2/28	Lindenwood*	2	1	1	2	0	0	0	1	0
3/4	Texas Southern*	2	0	0	0	0	0	0	1	0
3/4	Texas Southern*	2	1	2	2	0	0	0	1	2
3/5	Texas Southern*	5	1	1	2	1	0	0	0	0
3/7	Western Illinois*	3	0	2	0	1	0	0	1	0
3/10	NJIT*	3	2	3	3	0	0	1	0	0
3/10	NJIT*	3	0	0	0	0	0	0	0	0
3/12	NJIT*	3	1	1	0	0	0	0	0	0
3/15	Lamar*	3	1	0	0	0	0	0	1	0
3/17	Tennessee*	3	3	2	1	2	0	0	0	0
3/19	Tennessee*	3	0	2	0	0	0	0	0	0
3/19	Tennessee*	3	1	1	0	0	0	0	1	1
3/22	vs Kansas*	3	2	0	0	0	0	0	2	0
3/24	at South Carolina*	3	0	1	1	0	0	0	1	0
3/25	at South Carolina*	4	0	0	0	0	0	0	0	0

2023 (continued)

3/25	at South Carolina*	4	0	1	0	0	0	0	2	0
3/28	vs Illinois*	4	1	1	0	0	0	0	0	0
3/29	at Lindenwood*	4	0	2	1	0	0	0	1	1
3/31	at Kentucky*	2	0	0	1	0	0	0	1	0
4/1	at Kentucky*	4	0	1	0	1	0	0	0	0
4/2	at Kentucky*	4	0	1	1	0	0	0	1	1
4/6	Vanderbilt*	4	0	0	0	0	0	0	1	0
4/7	Vanderbilt*	2	0	0	0	0	0	0	2	0
4/8	Vanderbilt*	4	0	1	0	0	0	0	0	0
4/11	at Missouri State*	3	2	0	0	0	0	0	1	2
4/13	at Texas A&M*	3	1	1	0	0	0	0	1	0
4/14	at Texas A&M*	3	1	1	0	1	0	0	0	0
4/15	at Texas A&M*	4	0	0	1	0	0	0	0	0
4/18	Missouri State*	4	1	1	0	0	0	0	0	1
4/21	Alabama*	3	0	1	1	0	0	0	1	0
4/22	Alabama*	4	1	2	0	1	0	0	0	0
4/23	Alabama*	3	0	0	0	0	0	0	1	0
4/26	at SIUE*	2	1	1	0	0	0	0	3	0
4/28	at Florida*	3	0	0	0	0	0	0	0	0
4/29	at Florida*	5	1	2	2	0	0	1	0	0
4/30	at Florida*	5	0	2	2	1	0	0	0	0
5/2	Kansas*	4	3	2	0	0	1	0	0	0
5/4	Ole Miss*	4	0	0	0	0	0	0	0	0
5/5	Ole Miss*	4	2	2	2	0	0	1	0	0
5/6	Ole Miss*	5	1	2	1	1	0	0	1	0
5/12	Georgia*	4	2	2	1	0	0	0	0	1
5/13	Georgia*	4	3	2	1	0	0	1	1	0
5/14	Georgia*	3	1	1	1	0	0	1	0	0
5/19	at Auburn*	2	0	0	0	0	0	0	1	0
5/19	at Auburn*	3	1	2	0	0	0	0	1	0
5/20	at Auburn*	5	1	1	2	0	0	1	0	0
5/23	vs Auburn*	5	1	2	0	0	0	0	0	0
Totals		189	45	59	36	11	2	8	32	10

2022

Date	Opponent	AB	R	H	RBI	2B	3B	HR	BB	SB
2/18	at Nicholls State*	3	2	2	2	1	0	1	0	0
2/19	at Nicholls State*	3	3	2	1	0	0	0	1	1
2/20	at Nicholls State*	1	1	0	1	0	0	0	0	1
2/21	at Nicholls State*	3	2	1	0	0	0	0	2	0
2/23	at Southern*	3	0	0	0	0	0	0	0	0
2/25	at ULM*	4	1	1	0	0	0	0	1	0
2/27	at ULM*	1	1	0	1	0	0	0	0	0
3/4	Tarleton State*	3	2	0	0	0	0	0	0	0
3/5	Tarleton State*	3	1	1	0	0	0	0	0	0
3/9	Gonzaga*	5	0	1	0	0	0	0	0	0
3/12	vs San Francisco*	4	0	0	0	0	0	0	0	0
3/15	Saint Louis	1	0	0	0	0	0	0	0	0
3/18	at Vanderbilt	1	0	0	0	0	0	0	0	0
3/19	at Vanderbilt*	3	0	0	0	0	0	0	0	0
3/20	at Vanderbilt*	2	0	0	0	0	0	0	0	0
4/3	South Carolina*	3	2	2	0	1	0	0	1	0
4/6	Kansas*	5	2	2	1	1	0	0	1	0
4/8	at Tennessee*	4	1	1	1	0	0	0	0	0
4/9	at Tennessee*	4	1	1	0	0	0	0	0	0
4/10	at Tennessee*	3	0	0	0	0	0	0	0	0
4/12	Western Illinois*	3	1	3	3	1	0	1	0	0
4/14	Kentucky*	3	2	1	0	0	0	0	1	0
4/15	Kentucky*	3	0	1	0	0	0	2	0	0
4/16	Kentucky*	5	1	1	0	0	0	0	0	0
4/19	Missouri State*	1	1	1	0	0	0	0	3	0
4/21	at LSU*	4	2	2	0	1	0	0	0	0
4/22	at LSU*	4	0	1	0	0	0	0	1	0
4/23	at LSU*	4	1	2	4	0	0	1	1	0
4/26	at Missouri State*	4	0	1	0	0	0	0	0	0
4/29	Mississippi State*	4	0	1	0	0	0	0	0	0
4/30	Mississippi State*	4	2	2	1	2	0	0	1	0
5/1	Mississippi State*	3	1	1	0	0	0	0	1	0
5/3	SEMO*	4	1	2	1	0	0	1	0	0
5/6	at Ole Miss*	5	0	2	0	0	0	0	0	0
5/7	at Ole Miss*	4	1	2	0	1	0	0	0	0
5/8	at Ole Miss*	5	0	0	0	0	0	0	0	0
5/13	Florida*	3	1	1	1	0	0	1	0	0
5/14	Florida*	3	1	2	0	0	0	2	0	0
5/15	Florida*	4	1	1	1	0	0	1	0	0
5/19	at Georgia*	6	0	2	3	0	0	0	0	0
5/20	at Georgia*	5	0	0	0	0	0	0	0	0
5/21	at Georgia*	5	0	0	0	0	0	0	0	0
Totals		145	35	43	22	8	0	6	19	3



12 JUSTIN COLON

INF • JR. • R/R • CAROLINA, PUERTO RICO

NOTABLE

- Batted .236 with 21 hits, 17 runs and 13 RBIs in 2023
- Recorded back-to-back multi-hit games in non-conference play
- Tallied an on-base percentage of .357 while collecting six steals

CAREER HIGHS

Hits: 4, vs NKU (3/2/23)

Doubles: 1, eight times, last vs NKU (3/2/23)

Triples: 1, at Georgia (5/20/22)

Home Runs: 1, five times, last at Cal Poly (2/17/24)

RBI: 5, vs NKU (3/2/23)

Runs Scored: 4, vs NKU (3/2/23)

Walks: 2, eight times, last vs South Carolina (5/5/24)

Stolen Bases: 2, vs Lindenwood (2/28/23)

2024

Date	Opponent	AB	R	H	RBI	2B	3B	HR	BB	SB
2/16	at Cal Poly	1	0	0	0	0	0	0	0	0
2/17	at Cal Poly*	5	1	2	2	0	0	1	0	1
2/23	at San Diego State*	2	0	1	1	0	0	0	2	0
2/24	at UC San Diego*	3	0	0	0	0	0	0	0	0
3/2	Northern Kentucky*	4	4	5	1	0	0	1	0	0
3/3	Northern Kentucky*	3	1	0	0	0	0	0	2	0
3/5	Lindenwood*	2	0	1	1	0	0	0	2	0
3/12	at Kansas*	3	1	0	0	0	0	0	2	1
3/15	at Arkansas*	3	0	0	0	0	0	0	0	0
3/16	at Arkansas*	3	0	0	0	0	0	0	1	0
3/17	at Arkansas*	3	0	0	0	0	0	0	1	1
3/20	at Vanderbilt*	3	0	0	0	0	0	0	0	0
3/30	at Vanderbilt*	4	0	2	1	0	0	0	0	0
4/30	Lindenwood*	4	1	2	2	0	0	0	0	0
5/3	South Carolina*	4	0	0	0	0	0	0	0	0
5/4	South Carolina*	3	0	0	0	0	0	0	1	0
5/5	South Carolina*	2	0	1	0	0	0	0	2	0
5/10	Auburn*	4	2	2	2	0	0	1	0	0
5/11	Auburn*	3	1	1	0	0	0	0	0	0
5/12	Auburn*	4	0	0	0	0	0	0	0	0
Totals		84	11	16	14	1	0	2	14	3

2023

Date	Opponent	AB	R	H	RBI	2B	3B	HR	BB	SB
2/17	vs Oklahoma State*	3	0	1	1	0	0	0	0	0
2/18	vs Texas*	3	0	1	0	0	0	0	0	0
2/19	vs TCU*	4	0	1	0	0	0	0	1	0
2/23	at FIU*	4	0	0	0	0	0	0	0	0
2/24	at FIU*	3	1	2	0	1	0	0	0	0
2/25	at FIU*	3	1	1	1	0	0	0	0	0
2/26	at FIU*	3	0	1	0	0	0	0	1	1
2/28	Lindenwood*	2	3	1	1	0	0	0	1	2
3/4	Texas Southern*	3	0	0	0	0	0	0	0	0
3/5	Texas Southern*	3	3	3	1	0	0	0	0	0
3/7	Western Illinois*	3	2	2	1	0	0	1	1	1
3/10	NJIT*	2	1	1	0	1	0	0	0	0
3/10	NJIT*	3	0	0	0	0	0	0	0	0
3/12	NJIT*	2	0	0	1	0	0	0	0	0
3/15	Lamar*	2	1	1	1	0	1	1	0	0
3/17	Tennessee*	4	0	0	0	0	0	0	0	0
3/19	Tennessee*	3	0	0	0	0	0	0	0	0
3/19	Tennessee*	1	2	1	1	0	0	0	2	1
3/22	vs Kansas*	1	0	1	2	0	0	0	2	0
3/24	at South Carolina*	3	2	0	0	0	0	0	1	0
3/25	at South Carolina*	3	0	0	0	0	0	0	0	0
3/25	at South Carolina*	5	0	1	0	1	0	0	0	0
3/28	vs Illinois*	4	0	1	1	0	0	0	0	0
3/29	at Lindenwood*	2	0	0	0	0	0	0	0	0
3/31	at Kentucky*	3	0	0	0	0	0	0	0	0
4/2	at Kentucky*	3	1	1	0	0	0	0	0	0
4/6	Vanderbilt*	3	0	0	0	0	0	0	1	1
4/7	Vanderbilt*	3	0	0	0	0	0	0	0	0
4/18	Missouri State*	2	0	0	0	0	0	0	0	0
4/23	Alabama*	2	0	0	0	0	0	0	0	0
4/26	at SIUE	0	0	0	0	0	0	0	0	0
4/28	at Florida	0	0	0	0	0	0	0	0	0
4/29	at Florida*	4	0	1	0	0	0	0	0	0
Totals		89	17	21	13	4	0	2	11	6

2022

Date	Opponent	AB	R	H	RBI	2B	3B	HR	BB	SB
2/18	at Nicholls State	2	0	0	0	0	0	0	0	0
2/23	at Southern	2	1	1	0	1	0	0	0	1
3/5	Tarleton State	1	0	0	0	0	0	0	0	0
3/6	Tarleton State	0	0	0	0	0	0	0	0	0
3/15	Saint Louis	0	1	0	0	0	0	0	1	0
3/18	at Vanderbilt	1	0	0	0	0	0	0	0	0
3/26	Arkansas*	4	1	2	2	0	0	0	0	0
3/27	Arkansas*	3	0	0	0	0	0	0	0	0
3/30	SIUE	0	1	0	0	0	0	0	1	0
4/2	South Carolina	0	1	0	0	0	0	0	0	0
4/12	Western Illinois	2	1	1	1	1	0	0	0	0
4/14	Kentucky	1	0	0	0	0	0	0	0	0
4/16	Kentucky	2	0	0	0	0	0	0	0	0
4/19	Missouri State	1	0	0	0	0	0	0	0	0
4/29	Mississippi State	1	1	1	0	0	0	1	0	0
5/3	SEMO*	3	0	1	0	0	0	0	2	0
5/7	at Ole Miss*	2	0	0	0	0	0	0	0	0
5/8	at Ole Miss*	4	1	2	2	1	0	1	0	0

2022 (continued)

5/13	Florida*	3	0	0	0	0	0	0	0	0
5/20	at Georgia	2	3	2	0	0	1	0	1	0
Totals		34	11	10	6	3	1	2	5	1

CAREER STATS

YEAR	AVG	GP-GS	AB	R	H	2B	3B	HR	RBI	BB	SB
2022	.294	20-6	34	11	10	3	1	2	6	5	1
2023	.236	33-31	89	17	21	4	0	2	13	11	6
2024	.250	20-19	64	11	16	1	0	2	14	14	3
Totals	.251	73-56	187	39	47	8	1	6	33	30	10



3 DANNY CORONA

INF • JR. • L/R • BROOKLYN, N.Y.

NOTABLE

- Hit .275 with 84 RBIs and 18 home runs in his two years at Wake
- Earned Winston-Salem Region All-Tournament honors in 2023
- Helped Wake Forest to a 2023 College World Series appearance

CAREER HIGHS

Hits: 3, six times, last at Tennessee (4/27/24)

Doubles: 1, 19 times, last vs Kentucky (3/24/24)

Triples: 1, at Boston College (4/2/22)

Home Runs: 2, five times, last vs Alabama (6/11/23)

RBI: 6, two times, last vs Alabama (6/11/23)

Runs Scored: 4, at Gardner-Webb (4/27/22)

Walks: 2, six times, last vs Boston College (5/7/23)

Stolen Bases: 1, five times, last at Cal Poly (2/17/24)

2024

Date	Opponent	AB	R	H	RBI	2B	3B	HR	BB	SB
2/16	at Cal Poly*	4	0	1	0	0	0	0	0	0
2/16	at Cal Poly*	3	0	1	0	0	0	0	0	0
2/17	at Cal Poly*	4	2	1	1	0	0	0	1	1
2/22	vs CSU Bakersfield*	4	0	1	0	1	0	0	1	0
2/23	at San Diego State*	4	0	0	0	0	0	0	0	0
2/24	at UC San Diego*	5	0	2	0	0	0	0	1	0
2/27	SEMO*	3	0	0	0	0	0	0	0	0
3/1	Northern Kentucky*	3	0	0	0	0	0	0	1	0
3/5	Lindenwood*	4	0	0	0	0	0	0	0	0
3/8	Purdue Fort Wayne*	2	0	0	1	0	0	0	0	1
3/9	Purdue Fort Wayne*	3	1	1	0	0	0	0	1	0
3/9	Purdue Fort Wayne*	4	0	0	0	0	0	0	0	0
3/10	Purdue Fort Wayne*	2	0	1	2	0	0	0	1	0
3/15	at Arkansas	1	0	0	0	0	0	0	0	0
3/17	at Arkansas*	3	0	0	0	0	0	0	0	0
3/19	vs Kansas	4	0	1	0	0	0	0	0	0
3/22	Kentucky*	5	1	2	1	0	0	0	0	0
3/24	Kentucky*	4	0	1	1	1	0	0	0	0
3/28	at Vanderbilt*	3	0	0	0	0	0	0	0	0
3/29	at Vanderbilt*	3	0	0	0	0	0	0	0	0
3/30	at Vanderbilt*	4	0	1	0	0	0	0	0	0
4/2	UT Martin	3	0	0	0	0	0	0	0	0
4/16	at Missouri State*	3	1	0	0	0	0	0	0	0
4/20	LSU*	3	0	1	2	0	0	0	1	0
4/21	LSU*	4	0	0	0	0	0	0	0	0
4/23	Missouri State*	3	2	1	1	0	0	1	1	0
4/25	at Tennessee*	3	1	2	1	0	0	1	1	0
4/26	at Tennessee*	3	0	1	0	0	0	0	0	0
4/27	at Tennessee*	4	0	3	0	0	0	0	0	0
4/30	Lindenwood*	3	2	2	2	1	0	0	0	0
5/3	South Carolina*	4	0	0	0	0	0	0	0	0
5/5	South Carolina*	4	1	2	2	0	0	1	0	0
5/10	Auburn*	5	2	2	0	1	0	0	0	0
5/11	Auburn*	1	0	1	0	0	0	0	2	1
5/12	Auburn*	3	0	1	1	1	0	0	0	0
Totals		118	13	29	15	5	0	3	12	2

2023 (at Wake Forest)

Date	Opponent	AB	R	H	RBI	2B	3B	HR	BB	SB
2/17	Youngstown St.*	4	1	2	0	1	0	0	0	0
2/18	Illinois*	4	0	2	0	0	0	0	0	0
2/19	Youngstown St.	1	1	1	0	0	0	0	0	0
2/19	Illinois*	3	1	1	0	1	0	0	0	0
2/21	at UNC-Greensboro*	5	1	1	3	0	0	0	1	0
2/24	Mount St. Mary*s*	6	2	2	5	0	0	2	0	0
2/25	Towson*	3	1	1	0	0	0	0	2	1
2/26	Mount St. Mary*s*	3	0	1	1	1	0	0	0	0
2/28	UNC-Wilmington*	2	0	0	0	0	0	0	2	0
3/3	Purdue-Fort Wayne*	3	0	1	1	1	0	0	1	0
3/5	Cornell*	4	0	0	0	0	0	0	0	0
3/7	at Coastal Carolina*	2	0	0	0	0	0	0	0	0
3/11	at Duke*	3	0	0	0	0	0	0	0	0
3/11	at Duke*	1	0	0	0	0	0	0	0	0
3/18	Notre Dame	0	0	0	0	0	0	0	0	0
3/18	Notre Dame*	4	0	1	1	0	0	0	0	0
3/19	Notre Dame*	4	0	1	1	0	0	0	0	0
3/21	Elon	2	1	1	1	1	0	0	1	0
3/24	Miami (Fla.)*	3	0	1	0	0	0	0	0	0
3/26	Miami (Fla.)*	2	0	0	0	0	0	0	0	0
4/4	at Elon	2	1	0	0	0	0	0	1	0
4/9	NC State*	3	0	1	0	1	0	0	0	0
4/9	NC State*	4	0	0	0	0	0	0	0	0
4/11	at Appalachian St.*	4	1	1	2	0	0	1	0	0
4/14	at Louisville*	5	0	0	0	0	0	0	0	0



7 DREW CULBERTSON

INF • FR. • R/R • GREENWOOD, IND.

NOTABLE

- Batted .419 with eight homers as a prep senior
- Earned IHSBCA Class 4A All-State honors in 2023
- Led Center Grove to an Indiana Class 4A state runner-up finish

CAREER HIGHS

Hits: 3, vs CSU Bakersfield (2/22/24)

Doubles: 1, two times, last at Georgia (4/13/24)

Triples: 1, at Georgia (4/13/24)

Home Runs: 1, vs CSU Bakersfield (2/21/24)

RBI: 1, three times, last at Georgia (4/11/24)

Runs Scored: 3, vs NKU (3/2/24)

Walks: 2, vs NKU (3/2/24)


Stolen Bases: 2, vs NKU (3/1/24)

2024

Date	Opponent	AB	R	H	RBI	2B	3B	HR	BB	SB
2/16	at Cal Poly*	3	1	1	0	0	0	0	1	0
2/16	at Cal Poly*	3	0	0	0	0	0	0	0	0
2/17	at Cal Poly*	5	0	0	0	0	0	0	0	0
2/22	vs CSU Bakersfield*	4	1	3	1	0	0	1	0	1
2/23	at San Diego State*	4	0	2	0	0	0	0	0	1
2/24	at UC San Diego*	4	0	1	0	0	0	0	0	0
2/24	at UC San Diego*	5	2	2	0	0	0	0	0	0
2/27	SEMO*	3	0	0	0	0	0	0	0	0
3/1	Northern Kentucky*	3	0	1	0	0	0	0	0	2
3/2	Northern Kentucky*	4	3	1	1	1	0	0	2	0
3/3	Northern Kentucky*	4	1	0	0	0	0	0	0	0
3/10	Purdue Fort Wayne	2	1	1	0	0	0	0	0	0
3/15	at Arkansas	1	0	0	0	0	0	0	0	0
3/17	at Arkansas*	2	0	0	0	0	0	0	1	0
3/19	vs Kansas*	3	0	1	0	0	0	0	1	1
3/22	Kentucky*	5	1	1	0	0	0	0	0	1
3/23	Kentucky*	3	0	0	0	0	0	0	0	0
3/24	Kentucky*	4	0	0	0	0	0	0	0	0
3/26	vs Illinois*	3	0	0	0	0	0	0	0	0
3/28	at Vanderbilt*	2	0	0	0	0	0	0	0	0
3/30	at Vanderbilt	0	0	0	0	0	0	0	0	0
4/2	UT Martin*	4	0	2	0	0	0	0	0	0
4/3	UT Martin*	4	2	0	0	0	0	0	1	1
4/5	Florida*	5	0	0	0	0	0	0	0	0
4/6	Florida*	3	0	0	0	0	0	0	0	0
4/7	Florida*	4	0	1	0	0	0	0	0	0
4/9	SIUE*	4	0	1	0	0	0	0	0	0
4/11	at Georgia*	4	1	1	1	0	1	0	1	0
4/12	at Georgia*	3	1	2	0	0	0	0	0	1
4/13	at Georgia*	4	0	2	0	1	0	0	1	1
4/16	at Missouri State*	4	1	2	0	0	0	0	0	0
4/19	LSU*	2	0	0	0	0	0	0	0	0
4/20	LSU*	4	0	0	0	0	0	0	0	0
4/21	LSU*	4	0	0	0	0	0	0	0	0
4/23	Missouri State*	4	2	1	0	0	0	0	0	0
4/25	at Tennessee*	4	0	0	0	0	0	0	0	0
4/26	at Tennessee*	4	0	0	0	0	0	0	0	0
4/27	at Tennessee*	2	1	0	0	0	0	0	2	0
4/30	Lindenwood*	1	2	0	0	0	0	0	2	1
5/3	South Carolina*	3	0	1	0	1	0	0	0	0
5/4	South Carolina*	4	0	2	3	0	0	0	0	0
5/5	South Carolina*	3	1	0	0	0	0	0	1	0
5/10	Auburn*	4	1	1	0	0	0	0	0	0
5/11	Auburn*	3	0	0	0	0	0	0	0	0
5/12	Auburn*	3	0	0	0	0	0	0	0	0
Totals		151	22	30	6	3	1	1	13	10

CAREER STATS

YEAR	AVG	GP-GS	AB	R	H	2B	3B	HR	RBI	BB	SB
2024	.199	45-42	151	22	30	3	1	1	6	13	10
Totals	.199	45-42	151	22	30	3	1	1	6	13	10



17 THOMAS CURRY

C • FR. • R/R • HARTLAND, WIS.

NOTABLE

- Helped the Warhawks to a conference championship in 2023
- Hit .437 over the duration of his senior season
- Ranked the No. 2 catcher and No. 9 Wisconsin recruit by PG

CAREER HIGHS

Hits: 3, vs NKU (3/3/24)

Doubles: 1, six times, last vs PFW (3/9/24)

Triples: N/A

Home Runs: 1, four times, last vs Kentucky (3/22/24)

RBI: 4, vs NKU (3/3/24)

Runs Scored: 3, two times, last vs PFW (3/10/24)

Walks: 2, four times, last vs Kentucky (3/24/24)

Stolen Bases: N/A

2024

Date	Opponent	AB	R	H	RBI	2B	3B	HR	BB	SB
2/16	at Cal Poly*	3	0	1	0	0	0	0	1	0
2/16	at Cal Poly*	2	1	2	2	1	0	1	2	0
2/17	at Cal Poly*	4	2	1	2	1	0	0	0	0
2/23	at San Diego State*	4	1	0	0	0	0	0	1	0
2/24	at UC San Diego*	5	0	2	0	0	0	0	0	0
2/24	at UC San Diego*	5	0	2	0	0	0	0	0	0
2/24	at UC San Diego*	5	0	0	1	0	0	0	0	0
3/1	Northern Kentucky*	3	0	1	0	0	0	0	1	0
3/2	Northern Kentucky*	3	2	0	0	0	0	0	1	0
3/3	Northern Kentucky*	5	3	3	4	1	0	1	0	0
3/8	Purdue Fort Wayne*	4	0	1	1	1	0	0	0	0
3/9	Purdue Fort Wayne*	3	2	1	0	1	0	0	2	0
3/9	Purdue Fort Wayne*	4	1	1	3	1	0	0	0	0
3/10	Purdue Fort Wayne*	3	3	1	1	0	0	0	2	0
3/15	at Arkansas*	3	0	0	0	0	0	0	0	0
3/16	at Arkansas*	2	0	0	0	0	0	0	1	0
3/17	at Arkansas*	4	1	1	1	0	0	1	0	0
3/19	vs Kansas*	4	0	1	1	0	0	0	0	0
3/22	Kentucky*	5	1	1	1	0	0	1	0	0
3/23	Kentucky*	3	0	0	0	0	0	0	1	0
3/24	Kentucky*	3	0	0	0	0	0	0	2	0
3/28	at Vanderbilt*	4	0	0	0	0	0	0	0	0
4/11	at Georgia	3	1	2	0	0	0	0	1	0
4/12	at Georgia*	3	1	0	0	0	0	0	1	0
4/23	Missouri State*	4	1	1	0	0	0	0	1	0
4/27	at Tennessee*	3	0	0	0	0	0	0	1	0
Totals		87	20	20	17	6	0	4	18	0

CAREER STATS

YEAR	AVG	GP-GS	AB	R	H	2B	3B	HR	RBI	BB	SB
2024	.230	25-24	87	20	20	6	0	4	17	18	0
Totals	.230	25-24	87	20	20	6	0	4	17	18	0



6 JERIC CURTIS

OF • SO. • R/R • CYPRESS, TEXAS

NOTABLE

- Made 17 appearances in his freshman campaign at Texas Tech
- Made three starts and had a two-hit game against Air Force
- A top-200 recruit in the class of 2022

CAREER HIGHS

Hits: 3, two times, last at Georgia (4/13/24)

Doubles: 1, three times, last at Arkansas (3/15/24)

Triples: 1, two times, last vs Florida (4/5/24)

Home Runs: N/A

RBI: 2, at UC San Diego (2/24/24)

Runs Scored: 2, three times, last vs UT Martin (4/3/24)

Walks: 2, vs SIUE (4/9/24)

Stolen Bases: 2, two times, last at Georgia (4/13/24)

2024

Date	Opponent	AB	R	H	RBI	2B	3B	HR	BB	SB
2/16	at Cal Poly*	4	0	0	0	0	0	0	0	0
2/16	at Cal Poly*	3	0	0	0	0	0	0	0	0
2/17	at Cal Poly*	4	2	3	1	1	1	0	1	1
2/22	vs CSU Bakersfield*	5	0	1	1	1	0	0	0	0
2/23	at San Diego State*	4	0	0	0	0	0	0	0	0
2/24	at UC San Diego*	4	0	2	2	0	0	0	0	2
2/24	at UC San Diego*	3	0	1	0	0	0	0	1	1
3/1	Northern Kentucky*	3	0	0	0	0	0	0	1	0
3/5	Lindenwood*	4	0	1	0	0	0	0	0	1
3/8	Purdue Fort Wayne*	4	0	0	0	0	0	0	0	0
3/12	at Kansas*	4	1	1	0	0	0	0	1	0
3/15	at Arkansas*	2	0	1	0	1	0	0	0	0
3/17	at Arkansas*	3	0	1	0	0	0	0	0	0
3/19	vs Kansas*	3	1	1	0	0	0	0	0	1
3/22	Kentucky*	4	0	1	0	0	0	0	1	0
3/23	Kentucky*	3	0	0	0	0	0	0	0	0
3/24	Kentucky	0	0	0	0	0	0	0	0	0
3/28	at Vanderbilt*	3	0	1	0	0	0	0	0	1
3/29	at Vanderbilt*	2	0	1	0	0	0	0	1	1
3/30	at Vanderbilt*	5	0	0	0	0	0	0	0	0
4/2	UT Martin*	4	2	2	0	0	0	0	0	1
4/3	UT Martin*	5	2	2	1	0	0	0	1	1
4/5	Florida*	6	1	2	0	0	1	0	0	0
4/6	Florida*	4	1	1	0	0	0	0	0	1
4/7	Florida*	6	0	1	1	0	0	0	0	0
4/9	SIUE*	3	0	0	0	0	0	0	2	1
4/11	at Georgia*	6	0	1	0	0	0	0	0	0
4/12	at Georgia*	5	1	1	1	0	0	0	0	0
4/13	at Georgia*	4	1	3	0	0	0	0	1	2
4/19	LSU*	3	0	1	1	0	0	0	0	0
4/20	LSU*	4	0	0	0	0	0	0	0	0
4/21	LSU*	4	0	1	0	0	0	0	0	0
5/3	South Carolina	1	0	1	0	0	0	0	0	0
5/4	South Carolina*	4	0	1	0	0	0	0	0	0
Totals		126	12	32	8	3	2	0	10	14

2023 (at Texas Tech)

Date	Opponent	AB	R	H	RBI	2B	3B	HR	BB	SB
2/18	Gonzaga	1	0	0	0	0	0	0	0	0
2/19	Gonzaga	0	0	0	0	0	0	0	0	0



14 ISAIAH FROST

OF • JR. • L/L • LEE'S SUMMIT, MO.

NOTABLE

- Made 36 appearances for the Tigers, primarily pinch running
- Scored the game winning run vs Vanderbilt in 2023
- Named to the SEC's Spring Academic Honor Roll

CAREER HIGHS

Hits: 2, two times, last vs Kentucky (3/24/24)

Doubles: 1, vs PFW (3/10/24)

Triples: N/A

Home Runs: 1, vs CSU Bakersfield (2/21/24)

RBI: 3, vs PFW (3/10/24)

Runs Scored: 1, 12 times, last vs Kentucky (3/24/24)

Walks: 2, vs SEMO (2/27/27)

Stolen Bases: N/A

2024

Date	Opponent	AB	R	H	RBI	2B	3B	HR	BB	SB
2/21	vs CSU Bakersfield*	4	1	1	1	0	0	1	1	0
2/27	SEMO*	1	1	0	0	0	0	0	2	0
3/2	Northern Kentucky	1	1	0	0	0	0	0	1	0
3/3	Northern Kentucky	0	0	0	0	0	0	0	0	0
3/10	Purdue Fort Wayne	3	1	2	3	1	0	0	0	0
3/24	Kentucky*	4	1	2	0	0	0	0	0	0
3/26	vs Illinois*	3	0	0	0	0	0	0	0	0
Totals		12	4	3	4	1	0	1	4	0

2023

Date	Opponent	AB	R	H	RBI	2B	3B	HR	BB	SB
2/28	Lindenwood	0	0	0	0	0	0	0	1	0
3/5	Texas Southern	0	0	0	0	0	0	0	0	0
3/7	Western Illinois	1	0	0	0	0	0	0	0	0
3/24	at South Carolina	1	1	0	0	0	0	0	0	0
3/25	at South Carolina	1	0	0	0	0	0	0	1	0
3/28	vs Illinois	0	0	0	0	0	0	0	0	0
4/1	at Kentucky	0	0	0	0	0	0	0	0	0
4/2	at Kentucky	0	0	0	0	0	0	0	0	0
4/7	Vanderbilt	0	1	0	0	0	0	0	0	0
4/13	at Texas A&M	0	0	0	0	0	0	0	0	0
4/22	Alabama	0	0	0	0	0	0	0	0	0
4/23	Alabama*	2	0	0	0	0	0	0	0	0
4/30	at Florida	0	1	0	0	0	0	0	0	0
5/2	Kansas	0	0	0	0	0	0	0	0	0
5/14	Georgia	0	1	0	0	0	0	0	0	0
5/19	at Auburn	0	0	0	0	0	0	0	0	0
5/20	at Auburn	0	1	0	0	0	0	0	0	0
5/23	vs Auburn	0	0	0	0	0	0	0	0	0
Totals		5	5	0	0	0	0	0	2	0

2022

Date	Opponent	AB	R	H	RBI	2B	3B	HR	BB	SB
2/18	at Nicholls State	1	0	0	0	0	0	0	0	0
2/19	at Nicholls State	0	1	0	0	0	0	0	0	0
2/20	at Nicholls State	1	1	0	0	0	0	0	1	0
2/21	at Nicholls State	1	0	0	0	0	0	0	0	0
2/23	at Southern	0	0	0	0	0	0	0	1	0
3/4	Tarleton State	1	0	0	0	0	0	0	0	0
3/6	Tarleton State	1	0	0	0	0	0	0	0	0
3/15	Saint Louis	1	1	0	0	0	0	0	0	0
4/12	Western Illinois	0	0	0	0	0	0	0	1	0
4/23	at LSU	0	0	0	0	0	0	0	0	0
5/6	at Ole Miss	0	0	0	0	0	0	0	0	0
5/13	Florida	1	0	0	0	0	0	0	0	0
5/15	Florida	0	0	0	0	0	0	0	0	0
Totals		7	3	0	0	0	0	0	3	0

CAREER STATS

YEAR	AVG	GP-GS	AB	R	H	2B	3B	HR	RBI	BB	SB
2022	.000	13-0	7	3	0	0	0	0	0	3	0
2023	.000	18-1	5	5	0	0	0	0	0	2	0
2024	.313	7-4	16	5	5	1	0	1	4	4	0
Totals	.179	38-5	28	13	5	1	0	1	4	9	0



4 MATT GARCIA

INF • GR. • S/R • ORLANDO, FLA.

NOTABLE

- Batted .240 with 31 hits in his first Tiger season
- Hit .326 with two out, the second best on the squad in 2023
- Started all 75 games with 90 hits and 46 RBI in his two years with Bethune-Cookman

CAREER HIGHS

Hits: 4, two times, last at Georgia (4/11/24)

Doubles: 2, vs Youngstown State (2/20/22)

Triples: 1, eight times, last at Georgia (4/11/24)

Home Runs: 2, two times, last at Jackson State (5/7/22)

RBI: 4, two times, last vs UT Martin (4/3/24)

Runs Scored: 3, two times, last at Jackson State (5/7/22)

Walks: 4, at Mississippi Valley (4/3/22)

Stolen Bases: 1, 16 times, last vs Florida (4/5/24)

2024

Date	Opponent	AB	R	H	RBI	2B	3B	HR	BB	SB
3/2	Northern Kentucky	0	0	0	0	0	0	0	0	0
3/5	Lindenwood*	3	2	2	0	0	0	0	0	1
3/8	Purdue Fort Wayne*	4	2	1	0	0	0	0	1	1
3/9	Purdue Fort Wayne*	5	1	3	1	0	0	0	0	0
3/9	Purdue Fort Wayne*	4	0	0	0	0	0	0	1	0
3/10	Purdue Fort Wayne*	5	1	3	3	0	0	0	0	0
3/12	at Kansas*	4	1	1	0	0	0	0	0	0
3/15	at Arkansas*	3	0	0	0	0	0	0	0	0
3/16	at Arkansas*	4	0	0	0	0	0	0	0	0
3/19	vs Kansas*	4	0	1	0	0	0	0	1	0
3/22	Kentucky*	5	1	0	0	0	0	0	0	0
3/23	Kentucky*	3	0	0	0	0	0	0	0	0
3/24	Kentucky*	3	0	0	0	0	0	0	1	0
3/26	vs Illinois*	4	0	1	0	0	0	0	1	0
3/28	at Vanderbilt*	3	0	0	0	0	0	0	0	0
3/29	at Vanderbilt*	3	0	0	0	0	0	0	0	0
3/30	at Vanderbilt*	3	0	0	0	0	0	0	0	0
4/2	UT Martin*	4	0	3	3	0	0	0	1	0
4/3	UT Martin*	4	1	3	4	0	1	0	0	0
4/5	Florida*	3	0	0	0	0	0	0	1	1
4/6	Florida*	3	0	0	0	0	0	0	0	0
4/7	Florida*	4	0	1	1	0	0	0	0	0
4/9	SIUE*	3	2	1	0	1	0	0	1	0
4/11	at Georgia*	5	2	4	2	0	1	0	0	0
4/12	at Georgia*	4	0	1	0	0	0	0	1	0
4/13	at Georgia*	5	2	2	3	0	0	1	0	0
4/16	at Missouri State*	4	0	0	0	0	0	0	0	0
4/19	LSU*	3	0	0	0	0	0	0	0	0
4/20	LSU*	3	1	2	1	1	1	0	0	0
4/21	LSU*	3	0	1	0	0	0	0	0	0
4/23	Missouri State*	3	1	0	0	0	0	0	1	0
4/25	at Tennessee*	4	0	1	0	0	0	0	0	0
4/26	at Tennessee*	4	0	0	0	0	0	0	0	0
4/27	at Tennessee*	3	0	1	0	0	0	0	0	0
4/30	Lindenwood*	4	1	1	3	0	0	1	0	0
5/3	South Carolina*	3	0	0	0	0	0	0	1	0
5/4	South Carolina*	2	0	1	0	1	0	0	2	0
5/5	South Carolina*	4	1	0	0	0	0	0	0	0
5/10	Auburn*	5	0	1	4	1	0	0	0	0
5/11	Auburn*	4	1	1	0	0	0	0	0	0
5/12	Auburn*	4	0	3	1	1	0	0	0	0
Totals		148	20	37	28	6	3	2	13	3

2023

Date	Opponent	AB	R	H	RBI	2B	3B	HR	BB	SB
2/17	vs Oklahoma State*	2	0	0	0	0	0	0	1	0
2/19	vs Texas*	4	0	1	0	0	0	0	1	0
2/19	vs TCU*	6	0	1	1	0	0	0	0	0
2/23	at FIU*	3	0	0	0	0	0	0	0	0
2/25	at FIU*	3	1	0	0	0	0	0	2	0
2/26	at FIU*	5	1	2	3	0	0	1	0	0
2/28	Lindenwood	1	0	0	0	0	0	0	0	0
3/4	Texas Southern*	2	1	0	0	0	0	0	1	0
3/5	Texas Southern*	3	2	0	0	0	0	0	2	0
3/10	NJIT*	2	1	2	0	0	0	0	1	0
3/12	NJIT	0	1	0	0	0	0	0	0	0
3/15	Lamar	0	0	0	0	0	0	0	0	0
3/19	Tennessee	0	0	0	0	0	0	0	0	0
3/19	Tennessee*	3	0	0	0	0	0	0	0	0
3/22	vs Kansas	1	0	0	0	0	0	0	0	0
3/25	at South Carolina*	5	1	1	2	1	0	0	0	0
3/29	at Lindenwood	2	1	1	0	1	0	0	0	0
3/31	at Kentucky*	3	0	0	0	0	0	0	0	0
4/1	at Kentucky*	2	0	0	0	0	0	0	1	0
4/6	Vanderbilt*	1	0	0	0	0	0	0	1	0
4/7	Vanderbilt*	4	0	1	2	0	0	0	0	0
4/8	Vanderbilt*	4	0	1	0	0	0	0	0	0
4/11	at Missouri State*	5	1	2	0	1	0	0	0	0
4/13	at Texas A&M*	4	0	1	1	0	0	0	0	0
4/14	at Texas A&M*	3	0	0	0	0	0	0	0	0
4/15	at Texas A&M*	4	2	1	1	0	0	0	1	0
4/18	Missouri State	0	0	0	0	0	0	0	0	0
4/21	Alabama*	4	0	1	0	0	0	0	0	0
4/22	Alabama*	3	0	1	0	0	0	0	1	0
4/23	Alabama*	4	1	2	0	1	0	0	0	0
4/26	at SIUE*	4	1	3	3	1	0	0	0	1
4/28	at Florida*	2	0	0	0	0	0	0	0	0
4/30	at Florida*	3	2	1	2	0	0	0	0	0
5/2	Kansas*	3	1	1	1	0	0	0	1	0
5/4	Ole Miss*	4	1	1	2	0	0	1	0	0
5/5	Ole Miss*	4	0	1	1	1	0	0	0	0
5/6	Ole Miss*	4	2	1	1	0	0	1	1	0
5/12	Georgia*	4	0	0	0	0	0	0	0	0
5/13	Georgia*	3	2	2	3	1	0	1	0	0
5/14	Georgia*	2	0	0	0	0	0	0	1	0
5/19	at Auburn*	3	0	1	0	0	0	0	0	0
5/19	at Auburn*	3	0	0	0	0	0	0	1	0



58 MILES GARRETT

RHP • JR. • R/R • STONE MOUNTAIN, GA.

NOTABLE

- Made nine relief appearances for Vanderbilt in 2021
- Logged a 2.79 ERA with eight strikeouts over 9.2 innings
- Helped the Commodores to a College World Series appearance

CAREER HIGHS

Innings: 1.2, at LSU (4/3/21)**Hits:** 3, vs Georgia (4/10/21)**Runs:** 4, vs SEMO (2/27/24)**Earned Runs:** 4, vs SEMO (2/27/24)**Walks:** 4, vs SEMO (2/27/24)**Strikeouts:** 2, vs Memphis (3/9/21)

2024

Date	Opponent	Dec.	Score	IP	H	R	ER	BB	K
2/27	SEMO	-	3-8	0.0	0	4	4	4	0
Totals		0-0	-	0.0	0	4	4	4	0

2021

Date	Opponent	Dec.	Score	IP	H	R	ER	BB	K
2/24	Western Kentucky	-	12-1	1.0	0	0	0	1	1
2/27	Georgia State	W	5-4	0.2	1	0	0	0	1
3/5	Illinois-Chicago	-	15-0	1.0	0	0	0	0	1
3/9	Memphis	-	10-4	1.0	2	1	0	0	2
3/14	at Oklahoma State	-	6-10	1.1	0	0	0	0	1
3/16	Belmont	-	4-1	1.0	0	0	0	0	0
3/30	Tennessee Tech	-	12-5	1.0	1	1	1	1	0
4/3	at LSU	-	5-4	1.2	1	0	0	1	0
4/10	Georgia	-	1-9	1.0	3	3	2	0	1
Totals		1-0	-	9.2	8	5	3	2	8

CAREER STATS

YEAR	ERA	W-L	G	IP	H	R	ER	BB	K	SV	BAA
2021	2.79	1-0	9	9.2	8	5	3	2	8	0	.216
2024	--	0-0	1	0.0	0	4	4	4	0	0	.000
Totals	6.52	1-0	10	9.2	8	9	7	6	8	0	.216



24 JEDIER HERNANDEZ

C • JR. • R/R • TRENTON, N.J.

NOTABLE

- Spent first two collegiate seasons at Seton Hall
- Struck out just once every 10.7 at-bats in 2023
- Made throws to catch 14 would-be base-stealers last spring

CAREER HIGHS

Hits: 3, seven times, last vs NKU (3/3/24)**Doubles:** 2, three times, last vs Xavier (5/24/23)**Triples:** N/A**Home Runs:** 1, four times, last vs NKU (3/3/24)**RBI:** 4, two times, last vs NKU (3/2/24)**Runs Scored:** 3, two times, last vs PFW (3/10/24)**Walks:** 2, six times, last vs LSU (4/20/23)**Stolen Bases:** 1, vs CSU Bakersfield (2/21/24)

2024

Date	Opponent	AB	R	H	RBI	2B	3B	HR	BB	SB
2/16	at Cal Poly*	4	0	0	1	0	0	0	0	0
2/16	at Cal Poly*	4	1	1	0	1	0	0	0	0
2/21	vs CSU Bakersfield*	3	1	1	1	1	0	0	1	1
2/24	a UC San Diego*	5	0	0	0	0	0	0	0	0
2/27	SEMO*	3	1	1	0	0	0	0	0	0
3/2	Northern Kentucky*	6	2	3	4	1	0	0	0	0
3/3	Northern Kentucky*	4	2	3	2	1	0	1	0	0
3/9	Purdue Fort Wayne*	5	1	2	1	0	0	0	0	0
3/10	Purdue Fort Wayne*	2	3	2	2	0	0	0	1	0
3/12	at Kansas*	5	0	1	0	1	0	0	0	0
3/15	at Arkansas*	3	0	1	0	0	0	0	0	0
3/16	at Arkansas*	3	0	0	0	0	0	0	0	0
3/22	Kentucky*	4	0	1	0	0	0	0	1	0
3/23	Kentucky*	4	0	1	1	1	0	0	0	0
3/24	Kentucky*	5	1	2	2	0	0	0	0	0
3/28	at Vanderbilt*	3	0	1	0	1	0	0	0	0
3/29	at Vanderbilt*	2	0	0	0	0	0	0	1	0
3/30	at Vanderbilt*	4	1	1	0	0	0	0	0	0
4/2	UT Martin*	5	0	0	0	0	0	0	0	0
4/5	Florida*	5	0	2	1	1	0	0	1	0
4/6	Florida*	3	0	1	1	0	0	0	0	0
4/7	Florida*	4	1	2	2	1	0	0	1	0
4/9	SIUE	1	0	0	0	0	0	0	0	0
4/11	at Georgia*	4	1	1	1	1	0	0	1	0
4/12	at Georgia*	5	0	2	1	0	0	0	0	0
4/13	at Georgia*	3	0	0	1	0	0	0	1	0
4/19	LSU*	3	0	0	0	0	0	0	0	0
4/20	LSU*	3	1	1	0	0	0	0	2	0
4/21	LSU*	3	0	1	0	0	0	0	1	0
4/25	at Tennessee*	4	0	1	0	0	0	0	0	0
4/26	at Tennessee*	3	0	1	0	0	0	0	1	0
5/3	South Carolina*	4	0	0	0	0	0	0	1	0
5/4	South Carolina*	4	1	2	1	0	0	0	1	0

2024 (continued)

5/5	South Carolina*	3	1	0	0	0	0	0	1	0
5/10	Auburn*	5	1	3	2	0	0	0	0	0
5/11	Auburn*	4	0	0	0	0	0	0	0	0
5/12	Auburn*	4	1	1	1	0	0	0	1	0
Totals		139	20	39	25	10	0	1	16	1

2023 (at Seton Hall)

Date	Opponent	AB	R	H	RBI	2B	3B	HR	BB	SB
2/17	at North Carolina	5	2	2	0	1	0	0	0	0
2/18	at North Carolina	1	0	0	0	0	0	0	2	0
2/19	at North Carolina	4	0	1	0	0	0	0	0	0
2/24	vs Northwestern St.	2	0	0	0	0	0	0	2	0
2/25	vs Houston Christian	2	0	2	2	0	0	0	2	0
2/26	vs New Mexico St.	1	0	0	0	0	0	0	1	0
3/9	at UCSB	4	0	0	0	0	0	0	0	0
3/15	Monmouth	5	0	2	0	2	0	0	0	0
3/18	Holy Cross	2	0	0	1	0	0	0	2	0
3/18	Holy Cross	4	0	1	0	1	0	0	0	0
3/19	Holy Cross	5	1	3	2	1	0	0	0	0
3/21	Saint Peter's	4	0	1	0	0	0	0	0	0
3/22	NJIT	4	1	1	2	0	0	0	0	0
3/24	Fordham	3	0	1	0	0	0	0	0	0
3/24	Fordham	4	0	1	1	0	0	0	1	0
3/26	at Fordham	4	1	2	0	0	0	0	1	0
3/29	Wagner	3	1	0	0	0	0	0	1	0
3/31	at ETSU	3	0	0	0	0	0	0	1	0
4/1	at ETSU	5	2	2	1	0	0	1	0	0
4/2	at ETSU	5	1	2	2	0	0	0	1	0
4/5	at Princeton	4	1	1	0	0	0	0	1	0
4/6	Georgetown	5	0	2	2	0	0	0	0	0
4/8	Georgetown	3	0	0	0	0	0	0	1	0
4/9	Georgetown	4	0	0	0	0	0	0	0	0
4/11	at Rutgers	3	0	0	0	0	0	0	1	0
4/12	NJIT	3	0	1	0	0	0	0	0	0
4/14	at St. John's	3	0	0	0	0	0	0	1	0
4/16	at St. John's	5	2	1	1	0	0	1	0	0
4/19	at Wagner	4	1	2	0	0	0	0	0	0
4/21	Butler	2	0	0	0	0	0	0	1	0
4/23	Butler	3	1	0	0	0	0	0	0	0
4/25	at Rider	2	1	1	0	0	0	0	1	0
4/26	Lafayette	3	1	1	1	0	0	0	1	0
4/28	at Xavier	4	2	2	4	0	0	1	0	0
4/29	at Xavier	4	0	0	0	0	0	0	0	0
5/3	Manhattan	4	1	2	1	0	0	0	1	0
5/5	at UCONN	2	0	0	0	0	0	0	2	0
5/7	at UCONN	5	1	2	2	0	0	0	0	0
5/12	Creighton	4	1	2	1	1	0	0	0	0
5/13	Creighton	4	0	0	0	0	0	0	0	0
5/14	Creighton	2	1	1	2	0	0	0	0	0
5/19	at Villanova	4	0	1	1	0	0	0	0	0
5/19	at Villanova	4	0	1	0	0	0	0	0	0
5/20	at Villanova	2	0	0	0	0	0	0	0	0
5/24	vs Xavier	4	1	3	1	2	0	0	0	0
5/25	vs Georgetown	4	0	0	0	0	0	0	0	0
Totals		161	23	44	27	8	0	3	24	0

2022 (at Seton Hall)

Date	Opponent	AB	R	H	RBI	2B	3B	HR	BB	SB
2/18	at North Carolina*	4	0	0	0	0	0	0	0	0
2/19	at North Carolina	3	0	1	0	0	0	0	0	0
2/25	vs Michigan*	4	0	3	0	0	0	0	0	0
2/25	at FIU*	4	0	0	0	0	0	0	0	0
2/27	at FIU*	1	0	0	0	0	0	0	0	0
3/4	at FGCU*	3	0	2	1	1	0	0	0	0
3/5	at FGCU*	3	0	1	0	0	0	0	0	0
3/6	at FGCU*	3	0	0	0	0	0	0	0	0
3/8	vs FAU*	4	0	1	0	0	0	0	0	0
3/12	at Florida*	2	0	0	0	0	0	0	0	0
3/18	at Oklahoma State*	3	0	3	1	2	0	0	0	0
3/19	at Oklahoma State*	3	1	1	1	1	0	0	1	0
3/22	NJIT*	4	0	1	0	0	0	0	0	0
3/26	Saint Joseph's*	2	0	0	0	0	0	0	0	0
3/29	Monmouth*	4	0	0	0	0	0	0	0	0
4/1	Mercer*	3	0	0	0	0	0	0	0	0
4/2	Mercer*	4	0	2	0	0	0	0	0	0
4/6	Princeton*	4	2	1	3	0	0	0	0	0
4/8	Xavier*	4	0	0	0	0	0	0	0	0
4/10	Xavier*	4	0	1	1	0	0	0	0	0
4/12	at Monmouth*	4	0	2	1	0	0	0	1	0
4/14	UCONN*	4	0	1	1	1	0	0	0	0
4/16	UCONN*	2	0	0	0	0	0	0	1	0
4/16	UCONN*	3	0	0	0	0	0	0	0	0
4/20	at Wagner*	4	0	1	2	1	0	0	0	0
4/22	at Creighton*	4	0	0	0	0	0	0	0	0
4/24	at Creighton*	3	2	1	1	0	0	0	1	0
4/27	Lafayette*	4	1	2	0	0	0	0	0	0
4/29	at Georgetown*	3	0	0	0	0	0	0	0	0
5/1	at Georgetown*	5	3	3	0	0	0	0	0	0
5/3	Rutgers*	1	0	0	0	0	0	0	0	0
5/8	St. John's*	3	1	0	0	0	0	0	0	0
5/8	St. John's*	3	0	0	0	0	0	0	0	0
5/13	Villanova*	4	0	2	1	0	0	0	0	0
5/14	Villanova*	4	0	2	1	0	0	0	0	0
5/15	Villanova*	2	0	0	0	0	0	0	1	0
5/19	at Butler*	4	1	1	0	0	0	0	0	0
5/20	at Butler*	3	1	1	1	0	0	0	0	0
Totals		128	12	33	15	7	0	0	5	

28 **RJ JIMERSON**

OF • SO. • R/R • CHICAGO, ILL.

NOTABLE

- Played under Kerrick Jackson in 2023 at Memphis
- Hit .235 with a pair of homers, 18 RBIs and three steals
- Earned 2023 AAC All-Freshman and Academic Team honors

CAREER HIGHS

Hits: 3, at Southeastern (3/19/23)**Doubles:** 1, eight times, last vs Wichita State (5/23/23)**Triples:** N/A**Home Runs:** 1, two times, last vs Youngstown State (2/24/23)**RBI:** 4, vs Mississippi Valley (2/22/23)**Runs Scored:** 2, two times, last vs Wichita State (5/23/23)**Walks:** 2, two times, last vs Tulane (5/25/23)**Stolen Bases:** 1, three times, last at UCF (4/16/23)

2024

Date	Opponent	AB	R	H	RBI	2B	3B	HR	BB	SB
3/2	Northern Kentucky	0	1	0	1	0	0	0	0	0
3/8	Purdue Fort Wayne*	4	0	0	0	0	0	0	0	0
3/10	Purdue Fort Wayne	1	0	1	0	0	0	0	0	0
3/26	vs Illinois*	4	0	0	0	0	0	0	0	0
4/30	vs Lindenwood	1	1	1	1	0	0	0	0	0
Totals		10	2	2	2	0	0	0	0	0

2023 (at Memphis)

Date	Opponent	AB	R	H	RBI	2B	3B	HR	BB	SB
2/17	Samford*	4	0	1	1	0	0	0	0	0
2/18	Samford*	5	1	1	0	0	0	0	0	0
2/19	Samford	0	0	0	0	0	0	0	1	0
2/22	Mississippi Valley*	5	2	2	4	0	0	1	0	1
2/24	Youngstown State*	4	1	1	1	0	0	1	0	0
2/25	Youngstown State*	4	1	2	1	0	0	0	0	0
2/25	Youngstown State*	4	0	0	0	0	0	0	0	0
2/26	Youngstown State*	5	0	1	1	0	0	0	0	0
2/28	at Central Arkansas*	5	1	1	0	0	0	0	0	0
3/3	at Nicholls State*	4	0	2	1	0	0	0	0	0
3/4	at Nicholls State*	4	1	1	0	0	0	0	1	0
3/5	at Nicholls State*	3	1	1	1	1	0	0	0	1
3/10	Indiana State*	3	1	1	0	0	0	0	0	0
3/11	Indiana State*	4	0	0	0	0	0	0	0	0
3/14	at Little Rock*	2	0	1	1	0	0	0	1	0
3/17	at Southeastern*	3	0	1	0	1	0	0	1	0
3/18	at Southeastern*	3	0	0	0	0	0	0	1	0
3/19	at Southeastern*	4	1	3	0	1	0	0	1	0
3/21	Little Rock*	4	0	1	2	1	0	0	0	0
3/22	Arkansas State	1	0	0	0	0	0	0	1	0
3/24	Oral Roberts*	2	0	0	0	0	0	0	0	0
3/25	Oral Roberts*	4	0	1	0	1	0	0	0	0
3/26	Oral Roberts*	2	1	1	0	0	0	0	1	0
4/1	at Tulane*	3	0	0	0	0	0	0	1	0
4/2	at Tulane*	3	0	1	0	0	0	0	0	0
4/14	at UCF	1	0	0	0	0	0	0	0	0
4/15	at UCF*	3	1	1	0	1	0	0	1	0
4/16	at UCF*	1	1	0	0	0	0	0	1	1
4/21	Houston*	4	0	0	0	0	0	0	0	0
4/22	Houston*	5	0	2	1	1	0	0	0	0
4/23	Houston*	2	0	1	0	0	0	0	1	0
4/25	UT Martin*	4	1	1	0	0	0	0	0	0
4/28	at Wichita State*	3	0	0	1	0	0	0	1	0
4/29	at Wichita State*	4	0	0	0	0	0	0	0	0
5/7	USF*	2	0	1	1	0	0	0	0	0
5/12	at East Carolina*	3	0	0	0	0	0	0	1	0
5/13	at East Carolina*	4	0	1	0	0	0	0	0	0
5/14	at East Carolina*	3	0	0	0	0	0	0	0	0
5/18	Tulane*	3	0	0	0	0	0	0	2	0
5/19	Tulane*	3	1	1	1	0	0	0	1	0
5/20	Tulane*	1	1	0	1	0	0	0	1	0
5/23	vs Wichita State*	4	2	1	0	1	0	0	1	0
5/25	vs Tulane*	1	1	0	0	0	0	0	2	0
Totals		136	19	32	18	8	0	2	21	3

CAREER STATS

YEAR	AVG	GP-GS	AB	R	H	2B	3B	HR	RBI	BB	SB
2023*	.235	43-40	136	19	32	8	0	2	18	21	3
2024	.200	5-2	10	2	2	0	0	0	2	0	0
Totals	.233	47-42	146	21	34	8	0	2	20	21	3

* at Memphis

23 **IAN LOHSE**

LHP • SR. • L/L • ST. LOUIS, MO.

NOTABLE

- Logged 12 K's and a 4.38 ERA in 12.1 innings in 2023
- Fanned 31 batters with an opposing BA of .171 in 2022
- Did not allow a run in 12 relief appearances as a sophomore

CAREER HIGHS

Innings: 4.0, vs. Omaha (2/27/21)**Hits:** 5, vs PFW (3/8/24)**Runs:** 4, two times, last vs Florida (4/7/24)**Earned Runs:** 4, two times, last vs Florida (4/7/24)**Walks:** 4, vs. Texas (2/18/23)**Strikeouts:** 7, at Saint Louis (3/10/21)

2024

Date	Opponent	Dec.	Score	IP	H	R	ER	BB	K
2/16	at Cal Poly	-	2-3	3.0	2	0	0	0	1
2/24	at UC San Diego	-	4-8	2.1	1	3	3	2	3
3/3	Northern Kentucky	-	15-16	1.0	1	1	1	1	2
3/8	Purdue Fort Wayne	L	7-9	2.0	5	4	4	1	2
3/12	at Kansas*	-	5-4	1.0	1	0	0	0	2
3/17	at Arkansas	-	1-9	1.0	2	3	0	1	1
3/19	vs Kansas	-	3-4	2.0	1	0	0	0	1
3/24	Kentucky	L	6-7	1.0	3	3	2	0	0
4/3	UT Martin	-	15-9	2.0	1	0	0	0	3
4/7	Florida	-	11-10	2.1	3	4	4	1	3
4/9	SIUE	-	4-5	1.0	2	0	0	0	1
4/16	at Missouri State	S	6-2	1.2	1	0	0	0	2
4/21	LSU*	-	2-6	3.0	1	0	0	1	2
4/26	at Tennessee	-	2-3	1	0	0	0	0	1
5/11	Auburn*	L	2-12	2.2	3	1	1	2	4
Totals		0-3	-	26.1	28	19	15	9	28

2023

Date	Opponent	Dec.	Score	IP	H	R	ER	BB	K
2/18	vs Texas*	-	6-5	3.2	2	3	2	4	4
2/24	at FIU*	-	5-2	2.1	1	0	0	0	2
3/10	NJIT*	L	1-2	2.0	2	2	2	1	0
3/15	Lamar*	-	10-8	2.0	1	0	0	2	2
3/19	Tennessee*	-	7-4	2.0	2	0	0	3	4
3/25	at South Carolina*	L	1-8	0.1	2	2	2	1	0
Totals		0-2	-	12.1	10	7	6	11	12

2022

Date	Opponent	Dec.	Score	IP	H	R	ER	BB	K
3/6	Tarleton State	-	11-6	1.0	0	0	0	1	2
3/9	Gonzaga	L	5-10	0.2	1	3	3	2	1
3/13	at Arizona State	S	6-4	1.0	0	0	0	2	1
3/20	at Vanderbilt	-	4-7	1.0	0	0	0	0	1
3/26	Arkansas	W	7-5	2.1	1	0	0	1	4
4/2	South Carolina	-	8-7	0.2	1	2	2	3	0
4/6	Kansas	-	14-6	0.2	1	1	1	0	1
4/8	at Tennessee	-	3-8	0.1	0	0	0	1	0
4/10	at Tennessee	-	3-4	0.0	0	0	0	1	0
4/16	Kentucky	-	10-6	1.1	0	0	0	0	2
4/19	Missouri State	S	6-5	0.1	0	0	0	0	1
4/22	at LSU	-	3-4	3.0	0	0	0	0	2
4/26	at Missouri State	L	2-3	0.2	3	3	3	1	2
5/1	Mississippi State	W	7-6	2.2	1	0	0	1	6
5/6	at Ole Miss	-	5-7	1.2	2	0	0	1	2
5/14	Florida	S	5-3	3.0	2	0	0	1	2
5/21	at Georgia	-	10-11	3.1	2	2	1	2	4
Totals		2-2	-	23.2	14	11	10	17	31

2021

Date	Opponent	Dec.	Score	IP	H	R	ER	BB	K
2/21	at Grand Canyon	-	3-10	2.1	3	2	2	1	3
2/27	Omaha	S	10-1	4.0	1	1	1	1	2
3/4	vs Dallas Baptist	L	2-3	2.1	3	3	3	1	3
3/10	at Saint Louis	W	2-1	3.1	0	0	0	0	3
3/14	at Illinois State	S	12-7	3.0	1	1	0	3	2
3/20	at Kentucky	L	4-5	2.0	1	2	1	2	3
3/27	Vanderbilt	-	1-3	3.0	2	1	1	0	4
3/30	at Kansas	-	9-10	1.1	0	0	0	0	2
4/2	Texas A&M	-	8-2	0.2	1	0	0	0	1
Totals		1-2	-	22.0	12	10	8	12	31

CAREER STATS

YEAR	ERA	W-L	G	IP	H	R	ER	BB	K	SV	AVG
2021	3.27	1-2	9	22.0	12	10	8	12	31	2	.160
2022	3.80	2-2	17	23.2	14	11	10	17	31	3	.171
2023	4.38	0-2	6	12.1	10	7	6	11	28	0	.222
2024	5.13	0-3	15	26.1	28	19	15	9	28	1	.267
Totals	4.16	3-9	47	84.1	64	47	39	49	102	6	.208

44 **XAVIER LOVETT**

RHP • JR. • R/R • HOUSTON, TEXAS

NOTABLE

- Played under Kerrick Jackson at Memphis in 2023
- Logged six strikeouts in six innings at Texas A&M in 2022
- Helped Mississippi State to a national championship in 2021

CAREER HIGHS

Innings: 2.0, at Vanderbilt (4/29/22)**Hits:** 2, three times, last vs MO State (4/23/24)**Runs:** 5, vs NKU (3/2/24)**Earned Runs:** 4, vs Washington State (3/4/22)**Walks:** 4, vs NKU (3/2/24)**Strikeouts:** 2, at Rice (3/22/22)

2024

Date	Opponent	Dec.	Score	IP	H	R	ER	BB	K
3/2	Northern Kentucky	-	28-10	0.2	1	5	1	4	1
4/23	Missouri State	-	10-6	1.0	2	3	3	1	0
4/30	Lindenwood	-	13-1	1.0	1	0	0	2	1
Totals		0-0	-	2.2	4	8	4	7	2

2024 (continued)

3/17	at Arkansas*	4	0	0	0	0	0	0	0	0	0	0	0
3/19	vs Kansas*	4	2	2	1	0	1	1	1	1	0	0	0
3/22	Kentucky*	4	0	0	0	0	0	0	0	1	0	0	0
3/23	Kentucky*	4	1	1	0	0	1	0	0	0	0	0	0
4/5	Florida*	4	1	2	0	1	0	0	1	0	1	0	0
4/6	Florida*	3	1	0	0	0	0	0	0	1	0	0	0
4/7	Florida*	5	1	1	1	0	0	0	0	0	0	0	0
4/9	SIUE*	2	0	0	0	0	0	0	0	2	1	0	0
4/11	at Georgia*	2	0	0	0	0	0	0	0	0	0	0	0
4/13	at Georgia*	5	1	0	0	0	0	0	0	0	0	0	0
4/16	at Missouri State*	5	1	3	2	0	0	0	1	0	0	0	0
4/19	LSU*	3	0	0	0	0	0	0	0	0	0	0	0
4/20	LSU*	4	1	1	0	0	0	0	0	1	0	0	0
4/21	LSU*	4	0	0	1	0	0	0	0	0	0	0	0
4/25	at Tennessee*	4	0	1	0	0	0	0	0	0	0	0	0
4/26	at Tennessee*	4	0	1	0	0	0	0	0	0	0	0	0
4/27	at Tennessee*	4	0	2	1	1	0	0	0	0	0	0	0
4/30	Lindenwood*	4	1	2	1	0	0	0	0	0	0	0	0
5/3	South Carolina*	4	1	2	1	0	0	1	0	1	0	1	0
5/4	South Carolina*	4	1	2	2	0	1	0	0	0	0	0	0
5/5	South Carolina*	3	0	0	1	0	0	0	0	0	0	0	0
5/10	Auburn*	3	2	0	1	0	0	0	0	1	0	0	0
5/11	Auburn*	3	0	1	1	0	0	0	0	1	0	0	0
5/12	Auburn*	5	1	1	0	0	0	0	0	0	0	0	0
Totals		162	33	47	32	6	4	8	20	5			

2023

Date	Opponent	AB	R	H	RBI	2B	3B	HR	BB	SB
2/23	at FIU	0	0	0	0	0	0	0	0	0
2/25	at FIU	1	0	1	1	0	0	0	0	0
2/28	Lindenwood	2	0	0	0	0	0	0	0	0
3/5	Texas Southern*	5	1	3	4	1	0	1	1	0
3/7	Western Illinois*	2	0	1	2	1	0	0	2	0
3/10	NJIT*	2	0	0	0	0	0	0	1	0
3/15	Lamar*	3	0	0	0	0	0	0	0	0
3/25	at South Carolina*	3	0	0	0	0	0	0	1	0
3/28	vs Illinois*	5	0	1	0	0	0	0	0	0
3/29	at Lindenwood*	4	1	1	0	0	1	0	1	0
4/1	at Kentucky*	2	0	0	0	0	0	0	1	0
4/2	at Kentucky*	5	0	0	0	0	0	0	0	0
4/6	Vanderbilt	2	1	1	1	0	0	0	0	0
4/13	at Texas A&M	1	0	0	0	0	0	0	0	0
4/14	at Texas A&M	1	0	0	0	0	0	0	0	0
4/26	at SIUE*	3	1	1	0	0	0	0	0	1
4/30	at Florida*	3	0	1	0	0	0	0	0	0
5/2	Kansas	1	0	0	0	0	0	0	0	0
5/23	vs Auburn	1	0	0	0	0	0	0	0	0
Totals		46	4	10	8	2	1	1	7	1

CAREER STATS

YEAR	AVG	GP-GS	AB	R	H	2B	3B	HR	RBI	BB	SB
2023	.217	19-11	46	4	10	2	1	1	8	7	1
2024	.290	43-43	162	33	47	6	4	8	32	20	5
Totals	.274	62-54	208	37	57	8	5	9	40	27	6



25 BROCK LUCAS

RHP • SO. • R/R • ST. ELIZABETH, MO.

NOTABLE

- Made 18 mound appearances as a true freshman in 2023
- Struck out seven over 4.1 innings in his first victory as a Tiger at Lindenwood (March 29)
- Worked a hitless inning in each of Mizzou's two shutouts last season

CAREER HIGHS

Innings: 4.1, three times, last vs Kansas (3/19/24)

Hits: 5, at South Carolina (3/25/23)

Runs: 3, five times, last vs LSU (4/21/24)

Earned Runs: 3, four times, last vs NKU (3/3/24)

Walks: 6, at Georgia (4/12/24)

Strikeouts: 7, at Lindenwood (3/29/23)

2024

Date	Opponent	Dec.	Score	IP	H	R	ER	BB	K
2/16	at Cal Poly	S	12-9	1.2	1	0	0	0	1
2/21	vs CSU Bakersfield	W	6-3	4.1	3	0	0	1	4
3/3	Northern Kentucky	-	15-16	1.2	3	3	3	3	1
3/12	at Kansas	W	5-4	2.0	3	1	1	1	1
3/17	at Arkansas	-	1-9	1.0	1	0	0	1	0
3/19	vs Kansas	-	3-4	4.1	0	0	0	2	5
3/24	Kentucky	-	6-7	4.0	1	0	0	2	0
4/2	UT Martin	W	13-3	2.0	0	0	0	0	3
4/6	Florida	W	4-3	2.0	3	2	2	2	3
4/12	at Georgia	-	6-5	2.2	3	1	1	6	1
4/16	at Missouri State	-	6-2	1.0	0	0	0	0	0
4/21	LSU	-	2-6	3.0	4	3	2	1	1
4/26	at Tennessee	-	2-3	2.2	1	1	1	0	2
5/4	South Carolina	-	8-3	2.0	1	0	0	1	2
5/5	South Carolina	-	4-9	1.2	3	2	2	1	2
5/10	Auburn	-	12-11	1.0	3	3	2	0	1
5/12	Auburn	-	7-9	1.0	2	2	2	2	1
Totals		4-0	-	38.0	32	18	16	23	28

2023

Date	Opponent	Dec.	Score	IP	H	R	ER	BB	K
2/28	Lindenwood	-	17-2	0.1	3	2	2	1	1
3/4	Texas Southern	-	8-0	1.0	0	0	0	0	1
3/7	Western Illinois	-	6-0	1.0	0	0	0	0	2
3/25	at South Carolina	-	1-8	3.1	5	3	3	0	3
3/29	at Lindenwood	W	7-5	4.1	2	1	1	3	7
4/6	Vanderbilt	-	6-7	1.2	2	1	1	1	1
4/11	at Missouri State*	W	10-1	3.0	1	0	0	0	2
4/14	at Texas A&M	-	1-13	0.1	2	3	3	2	0
4/18	Missouri State	-	7-6	2.2	2	1	1	0	3
4/26	at SIUE	W	8-3	2.0	2	0	0	0	1
4/29	at Florida	-	7-11	0.2	2	2	2	0	0
5/2	Kansas	W	9-7	1.1	2	0	0	2	1
5/4	Ole Miss	-	11-9	1.1	3	2	2	1	0
5/12	Georgia	-	13-3	0.1	2	1	1	0	1
5/14	Georgia	-	5-4	1.0	0	0	0	0	0
5/19	at Auburn	-	0-4	0.2	0	0	0	0	1
5/20	at Auburn	-	7-9	2.0	1	0	0	0	0
5/23	vs Auburn	L	4-10	0.1	2	3	3	1	0
Totals		3-1	-	27.1	31	19	19	13	23

CAREER STATS

YEAR	ERA	W-L	G	IP	H	R	ER	BB	K	SV	BAA
2023	6.26	3-1	18	27.1	31	19	19	13	23	0	.282
2024	3.79	4-0	17	38.0	32	18	16	23	28	1	.222
Totals	4.82	7-1	35	65.1	63	37	35	36	51	1	.248



48 LOGAN LUNCEFORD

RHP • SO. • R/R • EDMOND, OKLA.

NOTABLE

- Made 13 appearances and 11 starts in his true freshman season
- Logged three wins and 68 strikeouts in 54.0 innings
- Led all SEC freshman pitchers in innings and strikeouts

CAREER HIGHS

Innings: 7.0, vs Kentucky (3/22/24)

Hits: 8, two times, last at Vandebilt (3/29/24)

Runs: 8, vs LSU (4/19/24)

Earned Runs: 8, vs LSU (4/19/24)

Walks: 6, at Texas A&M (4/13/23)

Strikeouts: 9, two times, last vs Illinois (3/28/23)

2024

Date	Opponent	Dec.	Score	IP	H	R	ER	BB	K
2/17	at Cal Poly*	-	12-8	3.2	8	5	3	0	4
2/24	at UC San Diego*	-	5-4	4.0	5	3	3	0	4
3/3	Northern Kentucky*	-	15-16	1.1	7	7	7	1	3
3/10	Purdue Fort Wayne*	W	20-2	5.0	3	0	0	0	1
3/15	at Arkansas*	L	0-8	3.2	4	7	6	2	2
3/22	Kentucky*	-	4-9	7.0	5	3	3	2	4
3/29	at Vanderbilt*	L	0-4	5.0	8	4	2	1	5
4/5	Florida*	-	2-1	6.0	1	0	0	1	8
4/12	at Georgia*	-	6-5	4.0	3	3	3	4	4
4/19	LSU*	L	1-12	2.2	7	8	8	4	4
4/26	at Tennessee*	L	2-3	5.0	6	2	2	2	4
5/3	South Carolina*	L	2-10	5.0	4	4	4	3	6
5/10	Auburn*	-	12-11	4.0	6	5	5	5	2
Totals		1-5	-	56.0	67	51	46	25	51

2023

Date	Opponent	W-L	Score	IP	H	R	ER	BB	K
2/25	at FIU	S	10-4	3.1	1	2	2	3	8
3/7	Western Illinois*	W	6-0	4.0	4	0	0	1	6
3/15	Lamar	W	10-8	4.0	3	1	1	2	4
3/22	vs Kansas*	-	8-3	6.0	2	0	0	2	9
3/28	vs Illinois*	W	6-5	5.0	4	4	4	3	9
4/6	Vanderbilt*	L	6-7	5.0	2	3	3	4	8
4/13	at Texas A&M*	L	5-13	2.0	1	5	5	6	2
4/18	Missouri State*	-	7-6	4.0	5	3	3	0	3
4/23	Alabama*	L	2-3	6.1	2	2	2	4	7
4/30	at Florida*	L	7-8	5.0	7	4	3	1	3
5/6	Ole Miss*	L	14-20	3.1	4	6	6	3	3
5/14	Georgia*	-	5-4	4.0	6	4	4	2	5
5/20	at Auburn*	-	7-9	2.0	4	3	3	1	1
Totals		3-5	-	54.0	45	37	36	32	68

CAREER STATS

YEAR	ERA	W-L	G	IP	H	R	ER	BB	K	SV	BAA
2023	6.00	3-5	13	54.0	45	37	36	32	68	1	.228
2024	7.35	1-5	13	56.1	67	51	46	25	51	0	.294
Totals	6.69	4-10	26	110.1	112	88	82	57	119	1	.264



26 RYAN MAGDIC

LHP • SR. • L/L • BEAMSVILLE, ONTARIO

NOTABLE

- Native of Beamsville, Ontario
- Joins the Tigers after playing two seasons at Florida Southern
- Earned Academic All-District honors in 2023 after hitting .295 with five homers

CAREER HIGHS

Innings: 6.0, vs. Auburn (5/12/24)

Hits: 4, vs. Auburn (5/12/24)

Runs: 5, at Tennessee (4/25/24)

Earned Runs: 5, at Tennessee (4/25/24)

Walks: 2, three times, last vs. South Carolina (5/5/24)

Strikeouts: 8, at Georgia (4/12/24)

2024

Date	Opponent	Dec.	Score	IP	H	R	ER	BB	K
2/16	at Cal Poly	-	3-1	2.0	0	1	1	2	3
2/24	at UC San Diego	-	5-4	2.0	2	0	0	1	4
3/3	Northern Kentucky	-	15-16	2.0	3	2	2	0	1
3/9	Purdue Fort Wayne	-	11-1	2.0	2	0	0	0	3
3/16	at Arkansas	-	0-6	2.0	0	0	0	0	3
3/19	vs Kansas	L	3-4	1.1	2	1	1	0	1
3/30	at Vanderbilt	-	1-3	1.2	1	0	0	0	1
4/6	Florida	S	4-3	2.0	1	0	0	0	1
4/12	at Georgia	W	6-5	3.1	3	1	1	1	8
4/20	LSU	S	8-7	0.2	1	1	1	0	1
4/25	at Tennessee*	L	1-10	3.0	3	5	5	2	3
5/5	South Carolina*	-	4-9	4.0	3	1	1	2	4
5/12	Auburn	L	9-7	6.0	4	4	4	1	0
	Totals	1-3	-	32.0	25	16	16	9	33



54 JOSH MCDEVITT

RHP • FR. • R/R • EFFINGHAM, ILL.

NOTABLE

- Named first-team IBCA All-State with an ERA of .061 as a senior
- Led Effingham to an Illinois Class 3A fourth-place finish in 2023
- Fanned 140 batters over 80.1 innings in his final prep year

CAREER HIGHS

Innings: 2.1, vs Illinois (3/26/24)

Hits: 5, vs Illinois (3/26/24)

Runs: 6, vs Illinois (3/26/24)

Earned Runs: 6, vs Illinois (3/26/24)

Walks: 3, vs UT Martin (4/3/24)

Strikeouts: 3, at San Diego State (2/23/24)

Date	Opponent	Dec.	Score	IP	H	R	ER	BB	K
2/23	at San Diego State	-	3-10	1.0	1	0	0	1	3
2/27	SEMO	-	3-8	1.0	0	0	0	0	0
3/2	Northern Kentucky	-	28-10	1.0	2	0	0	0	1
3/5	Lindenwood	-	5-4	1.0	2	2	2	0	2
3/8	Purdue Fort Wayne	-	7-9	1.0	0	0	0	1	2
3/19	vs Kansas*	-	3-4	2.0	2	2	2	1	1
3/26	vs Illinois*	L	3-11	2.1	5	6	6	2	2
4/3	UT Martin*	-	15-9	2.0	4	5	4	3	2
Totals			0-1	-	11.1	16	15	14	8 13

CAREER STATS

YEAR	ERA	W-L	G	IP	H	R	ER	BB	K	SV	BAA
2024	11.12	0-1	8	11.1	16	15	14	8	13	0	.348
Totals	11.12	0-1	8	11.1	16	15	14	8	13	0	.348



39 CHARLIE MILLER

RHP • FR. • R/R • LOHMAN, MO.

NOTABLE

- Ranked by PBR as the No. 9 right-hander from Missouri
- Three-time MHSBCA All-State selection as a utility player
- Led the Indians to the 2022 Missouri Class 2 state title

CAREER HIGHS

Innings: 2.0, two times, last at Kansas (3/12/24)

Hits: 2, two times, last vs Illinois (3/26/24)

Runs: 3, vs Illinois (3/26/24)

Earned Runs: 3, vs Illinois (3/26/24)

Walks: 2, three times, vs Kansas (3/19/24)

Strikeouts: 4, vs Lindenwood (3/5/24)

Date	Opponent	Dec.	Score	IP	H	R	ER	BB	K
2/16	at Cal Poly	-	12-8	0.1	2	1	1	0	0
2/24	at UC San Diego	-	4-8	1.0	0	0	0	1	1
2/27	SEMO	-	3-8	1.1	0	0	0	0	3
3/2	Northern Kentucky	-	28-10	0.1	1	0	0	0	0
3/3	Northern Kentucky	-	15-16	0.1	1	1	1	2	1
3/5	Lindenwood	-	5-4	2.0	1	0	0	1	4
3/12	at Kansas	-	5-4	2.0	0	0	0	1	2
3/16	at Arkansas	-	0-6	0.1	0	0	0	2	0
3/19	vs Kansas	-	3-4	0.1	1	1	1	2	0
3/26	vs Illinois	-	3-11	1.0	2	3	3	0	0
4/9	SIUE*	-	4-5	1.1	1	0	0	1	1
4/16	at Missouri State*	-	6-2	0.1	2	1	1	1	0
Totals			0-0	-	10.2	11	7	7	11 12

CAREER STATS

YEAR	ERA	W-L	G	IP	H	R	ER	BB	K	SV	BAA
2024	5.91	0-0	12	10.2	11	7	7	11	12	0	.282
Totals	5.91	0-0	12	10.2	11	7	7	11	12	0	.282



8 TUCKER MOORE

C • RFR. • S/R • CASTLE ROCK, COLO.

NOTABLE

- Redshirted his first season in Columbia in 2023
- Ranked by Perfect Game as a top-100 catcher recruit nationally
- The No. 12 prospect out of Colorado in the 2022 class by PG

CAREER HIGHS

Hits: 2, four times, last vs NKU (3/2/24)

Doubles: 1, three times, last vs PFW (3/10/24)

Triples: N/A

Home Runs: 1, two times, last at Georgia (4/13/24)

RBI: 1, five times, last at Georgia (4/13/24)

Runs Scored: 3, vs NKU (3/3/24)

Walks: 2, two times, vs PFW (3/9/24)

Stolen Bases: 1, two times, last vs PFW (3/9/24)

2024

Date	Opponent	AB	R	H	RBI	2B	3B	HR	BB	SB
2/16	at Cal Poly*	4	0	2	0	1	0	0	0	0
2/16	at Cal Poly*	4	0	0	0	0	0	0	0	0
2/17	at Cal Poly*	4	2	1	0	0	0	0	0	0
2/23	at San Diego State*	3	1	2	1	0	0	0	0	0
2/24	at UC San Diego*	4	1	0	0	0	0	0	1	1
2/24	at UC San Diego*	4	2	1	1	0	0	0	2	0
2/27	SEMO*	4	1	2	1	0	0	1	0	0
3/1	Northern Kentucky*	4	1	1	0	1	0	0	0	0
3/2	Northern Kentucky*	4	2	2	0	0	0	0	0	0
3/3	Northern Kentucky*	5	3	1	0	0	0	0	1	0
3/5	Lindenwood*	5	0	0	0	0	0	0	0	0
3/8	Purdue Fort Wayne*	3	1	1	0	0	0	0	1	0
3/9	Purdue Fort Wayne*	3	0	1	1	0	0	0	2	1
3/9	Purdue Fort Wayne*	4	0	1	0	0	0	0	1	0
3/10	Purdue Fort Wayne*	3	1	1	0	1	0	0	0	0
3/12	at Kansas*	5	0	1	0	0	0	0	0	0
3/15	at Arkansas*	4	0	0	0	0	0	0	0	0
3/17	at Arkansas*	2	0	0	0	0	0	0	1	0
3/19	vs Kansas*	5	0	0	0	0	0	0	0	0
3/26	vs Illinois	1	0	1	0	0	0	0	0	0
4/30	at Vanderbilt*	2	0	0	0	0	0	0	1	0
4/3	UT Martin	0	0	0	0	0	0	0	0	0
4/7	Florida	0	1	0	0	0	0	0	0	0
4/9	SIUE	1	0	0	0	0	0	0	0	0
4/12	at Georgia*	4	1	1	0	0	0	0	0	0
4/13	at Georgia*	4	1	1	1	0	0	1	0	0
4/16	at Missouri State*	2	0	0	0	0	0	0	1	0
4/19	LSU*	1	1	0	0	0	0	0	1	0
4/27	at Tennessee	2	0	0	0	0	0	0	0	0
4/30	Lindenwood	0	0	0	0	0	0	0	0	0
Totals		91	19	20	5	3	0	2	12	2

CAREER STATS

YEAR	AVG	GP-GS	AB	R	H	2B	3B	HR	RBI	BB	SB
2024	.220	30-24	91	19	20	3	0	2	5	12	2
Totals	.220	30-24	91	19	20	3	0	2	5	12	2



13 JACOB PEADEN

RHP • GR. • R/R • GREENVILLE, N.C.

NOTABLE

- Prior to Mizou, played four seasons at Davidson
- Racked up 103 strikeouts in 49 career appearances
- Led Davidson to an Atlantic-10 regular-season title in 2022

CAREER HIGHS

Innings: 5.2, at George Washington (4/29/23)

Hits: 10, vs Dayton (5/25/23)

Runs: 9, vs Dayton (5/25/23)

Earned Runs: 8, vs Dayton (5/25/23)

Walks: 4, vs NJIT (2/18/23)

Strikeouts: 7, vs Dayton (4/9/21)

2024

Date	Opponent	Dec.	Score	IP	H	R	ER	BB	K
2/16	at Cal Poly	S	3-1	2.0	0	0	0	0	1
2/22	vs CSU Bakersfield	S	6-3	1.0	1	0	0	0	1
2/24	at UC San Diego	W	5-4	2.2	2	0	0	1	2
3/3	Northern Kentucky	L	15-16	1.0	2	2	2	0	1
3/5	Lindenwood	S	5-4	1.0	2	1	1	1	2
3/9	Purdue Fort Wayne	-	7-9	2.0	6	4	4	1	0
3/15	at Arkansas	-	0-8	4.1	3	1	1	0	3
3/24	Kentucky	-	6-7	2.0	2	1	1	1	0
3/26	vs Illinois	-	3-11	1.2	0	0	0	2	2
3/28	at Vandebilt	-	1-3	2.0	1	0	0	2	1
4/2	UT Martin	-	13-3	2.0	1	0	0	2	3
4/7	Florida	W	11-10	2.2	4	2	2	1	4
4/11	at Georgia	-	10-15	1.2	4	6	2	1	2
4/16	at Missouri State	W	6-2	0.2	1	0	0	0	1
4/21	LSU	-	2-6	2.0	2	2	2	1	3
4/25	at Tennessee	-	1-10	2.2	4	4	4	3	4
5/3	South Carolina	-	2-10	3.0	5	6	1	2	1
5/10	Auburn	-	12-11	2.0	2	3	2	1	0
5/12	Auburn	-	9-7	1.0	0	0	0	1	1
Totals			3-1	-	37.1	42	32	22	22 33

2023 (at Davidson)

Date	Opponent	Dec.	Score	IP	H	R	ER	BB	K
2/18	NJIT	-	4-12	1.0	4	7	5	4	2
2/26	Lafayette	-	19-3	2.0	3	0	0	1	4
3/5	at Coastal Carolina*	-	5-12	2.2	3	2	2	1	2
3/26	Tennessee Tech*	-	6-5	0.2	1	0	0	1	2
4/2	Fordham*	-	4-6	3.0	1	0	0	1	4
4/9	at UMass*	-	14-6	3.0	6	2	1	1	3
4/16	Dayton*	W	8-3	4.0	3	1	1	0	4
4/22	at Rhode Island*	-	15-9	2.1	6	3	3	1	3
4/29	at Geo. Washington*	-	1-2	5.2	3	1	1	0	3
5/5	VCU*	-	4-9	5.0	6	4	4	3	3
5/13	Saint Louis*	-	14-11	3.1	9	6	6	2	2
5/20	at Richmond*	L	2-18	2.1	8	7	7	3	1
5/25	vs Dayton*	L	4-15	4.0	10	9	8	2	3
Totals			1-2	-	39.0	63	42	38	20 36

2022 (at Davidson)

Date	Opponent	Dec.	Score	IP	H	R	ER	BB	K
2/20	Lehigh	-	9-6	2.0	4	4	4	1	4
2/22	Radford	-	6-4	0.1	1	0	0	1	1
3/5	Columbia	-	6-7	1.0	2	1	1	0	1
3/12	Norfolk State	-	12-1	1.0	1	0	0	0	3
3/15	William & Mary	-	11-4	1.0	1	0	0	0	0
3/29	at N. Carolina A&T	-	2-3	0.1	0	0	0	0	0
4/12	at Radford	-	13-9	0.1	1	2	2	0	0
4/23	Rhode Island	-	23-12	1.0	2	1	1	0	1
5/4	Winthrop*	-	12-2	2.0	3	2	1	1	1
5/7	UMass	-	28-0	1.0	0	0	0	1	2
5/17	at Duke	-	2-11	2.1	2	2	2	2	1
5/19	George Mason	-	17-4	0.1	0	0	0	0	0
Totals			0-0	-	12.2	17	12	11	6 14

2021 (at Davidson)

Date	Opponent	Dec.	Score	IP	H	R	ER	BB	K
2/27	Toledo	-	12-2	2.0	0	0	0	2	4
3/2	at Duke*	L	3-7	3.0	7	6	6	0	6

2021 (continued)


5/8	Tennessee	-	4-11	1.0	0	0	0	1	0
5/9	Tennessee	-	2-10	1.0	1	0	0	0	0
5/15	at Mississippi State	W	16-8	4.2	4	0	0	1	2
Totals			1-1	-	10.0	13	9	9	7 5

2020

Date	Opponent	Dec.	Score	IP	H	R	ER	BB	K
2/16	at Jacksonville St.	L	8-9	2.1	3	3	3	1	1
2/24	at Texas A&M-CC*	-	2-5	4.0	1	0	0	0	3
2/29	vs. Oklahoma	-	8-7	1.0	0	0	0	2	0
Totals			0-1	-	7.1	4	3	3	6 3

CAREER STATS

YEAR	ERA	W-L	G	IP	H	R	ER	BB	K	SV	BAA
2020	3.68	0-1	3	7.1	4	3	3	6	3	0	.174
2021	8.10	1-1	7	10.0	13	9	9	7	5	0	.325
2024	7.27	0-0	10	8.2	10	7	8	8	1	0	.313
Totals	6.58	1-2	20	25.0	27	19	19	21	16	1	.284



20 KADEN PEER

OF/INF • FR. • L/R • CHESTERFIELD, MO..

NOTABLE

- Hit .392 with 11 homers and 40 RBIs as a senior for St. Louis CBC High School
- Named a MHSBCA Class 6 All-State honoree
- Earned two straight Metro Catholic Conference Player of the Year citations

CAREER HIGHS

Hits: 3, two times, last vs Florida (4/7/24)

Doubles: 1, vs SEMO (2/27/24)

Triples: N/A

Home Runs: 1, two times, last at Georgia (4/11/24)

RBIs: 3, three times, last at Georgia (4/11/24)

Runs Scored: 3, three times, last vs UT Martin (4/2/24)

Walks: 3, two times, last vs UT Martin (4/2/24)

Stolen Bases: 1, five times, last vs Florida (4/6/24)

2024

Date	Opponent	AB	R	H	RBI	2B	3B	HR	BB	SB
2/22	vs CSU Bakersfield*	4	0	0	0	0	0	0	0	0
2/24	at UC San Diego*	4	0	1	0	0	0	0	0	0
2/27	SEMO*	2	0	2	0	1	0	0	0	0
3/1	Northern Kentucky*	3	0	0	0	0	0	0	0	0
3/2	Northern Kentucky*	2	3	1	2	0	0	0	3	1
3/3	Northern Kentucky*	4	0	1	2	0	0	0	1	0
3/5	Lindenwood*	2	1	0	0	0	0	0	1	0
3/9	Purdue Fort Wayne*	4	1	0	3	0	0	0	0	0
3/9	Purdue Fort Wayne*	4	0	0	0	0	0	0	0	0
3/10	Purdue Fort Wayne*	5	3	3	1	0	0	0	0	0
3/16	at Arkansas*	2	0	0	0	0	0	0	1	0
3/19	vs Kansas	1	0	0	0	0	0	0	0	0
3/22	Kentucky*	5	0	1	0	0	0	0	0	0
3/23	Kentucky*	3	0	1	0	0	0	0	0	0
3/24	Kentucky*	5	0	2	1	0	0	0	0	1
3/26	vs Illinois*	4	0	2	0	0	0	0	0	1
3/28	at Vanderbilt*	3	0	0	0	0	0	0	1	0
3/29	at Vanderbilt*	3	0	0	0	0	0	0	0	0
3/30	at Vanderbilt*	4	0	1	0	0	0	0	0	0
4/2	UT Martin*	2	3	0	0	0	0	0	3	1
4/3	UT Martin*	5	2	2	1	0	0	1	0	0
4/5	Florida*	4	0	0	0	0	0	0	0	0
4/6	Florida*	3	0	1	1	0	0	0	0	1
4/7	Florida*	3	2	3	3	0	0	0	2	0
4/9	SIUE*	4	0	0	0	0	0	0	0	0
4/11	at Georgia*	5	2	2	3	0	0	1	0	0
4/12	at Georgia*	4	1	1	0	0	0	0	1	0
4/13	at Georgia*	2	1	0	0	0	0	0	1	0
4/16	at Missouri State*	4	1	1	1	0	0	0	1	1
4/19	LSU*	1	0	0	0	0	0	0	0	0
4/23	Missouri State*	4	0	1	1	0	0	0	0	0
4/25	at Tennessee*	4	0	0	0	0	0	0	0	0
4/26	at Tennessee*	4	0	1	0	0	0	0	0	0
4/27	at Tennessee*	1	0	0	0	0	0	0	1	0
5/11	Auburn	1	0	0	0	0	0	0	0	0
5/12	Auburn	1	1	1	1	0	0	0	0	0
Totals		116	21	28	20	1	0	2	16	6

CAREER STATS

YEAR	AVG	GP-GS	AB	R	H	2B	3B	HR	RBI	BB	SB
2024	.241	36-33	116	21	28	1	0	2	20	16	6
Totals	.241	36-33	116	21	28	1	0	2	20	16	6



43 JAVYN PIMENTAL

LHP • JR. • L/L • KANE'OHE, HAWAII

NOTABLE

- Racked up 25 strikeouts in eight starts in his first season with the Tigers
- Helped Arizona to a super regional appearance in 2022
- Made 22 appearances with a 3.90 ERA in 30.0 innings at Arizona

CAREER HIGHS

Innings: 6.0, vs Kentucky (3/23/24)

Hits: 6, at CSU Bakersfield (2/22/24)

Runs: 7, vs Georgia (4/13/24)

Earned Runs: 7, vs Georgia (4/13/23)

Walks: 4, vs TCU (2/19/23)

Strikeouts: 7, vs PFW (3/10/24)

2024

Date	Opponent	Dec.	Score	IP	H	R	ER	BB	K
2/22	at CSU Bakersfield*	-	6-3	3.2	6	3	3	0	5
3/1	Northern Kentucky	-	1-3	4.0	2	0	0	1	5
3/9	Purdue Fort Wayne*	-	7-9	5.0	5	2	1	1	7
3/16	at Arkansas*	-	0-8	5.0	1	0	0	1	4
3/23	Kentucky*	W	2-1	6.0	4	1	1	1	5
3/30	at Vanderbilt*	L	1-3	4.0	2	3	3	3	2
4/6	Florida*	-	4-3	5.0	3	1	1	2	5
4/13	at Georgia*	L	7-10	3.1	5	7	7	2	6
4/20	LSU*	W	8-7	5.0	2	1	1	2	4
4/30	Lindenwood	-	13-1	1.0	0	0	0	0	2
5/4	South Carolina	-	8-3	0.1	1	0	0	2	1
Totals			1-2	-	42.1	31	18	17	15 46

2023

Date	Opponent	Dec.	Score	IP	H	R	ER	BB	K
2/19	vs TCU*	-	9-8	3.0	5	5	5	4	2
2/25	at FIU*	-	10-4	4.1	3	2	0	2	4
4/23	Alabama	-	2-3	0.1	1	0	0	0	0
4/26	at SIUE*	-	8-3	2.0	1	0	0	1	4
4/29	at Florida*	-	7-11	2.0	1	2	2	0	3
5/5	Ole Miss*	W	13-3	4.0	4	1	1	1	3
5/13	Georgia*	-	14-12	3.2	5	6	6	2	3
5/19	at Auburn*	L	2-7	3.2	4	3	2	1	3
5/23	vs Auburn*	-	4-10	3.0	3	4	4	2	3
Totals			1-1	-	26.0	27	23	20	13 25

2022 (at Arizona)

Date	Opponent	Dec.	Score	IP	H	R	ER	BB	K
2/22	Grand Canyon	-	3-19	2.1	0	4	3	2	1
2/26	Milwaukee	-	9-1	1.0	2	1	1	0	1
3/8	New Mexico	W	12-5	2.0	0	0	0	0	0
3/11	at Cal	-	8-9	0.0	1	0	0	1	0
3/14	at Pacific	-	13-8	0.2	0	0	0	1	0
3/23	at New Mexico	-	7-12	2.0	1	1	1	1	1
3/27	UCLA	-	3-7	0.2	0	1	1	1	2
4/5	at Arizona State	-	6-10	1.1	2	1	0	0	1
4/8	Washington State	-	5-11	2.0	3	2	2	2	4
4/15	at Utah	-	5-9	0.1	1	0	0	0	0
4/19	at Creighton	-	3-1	2.0	1	0	0	1	1
4/24	Arizona State	-	14-4	1.0	3	1	1	1	0
5/1	Nevada	-	8-2	1.0	1	0	0	0	0
5/3	Grand Canyon	-	7-11	0.2	2	1	1	0	0
5/6	at USC	-	1-6	1.0	0	0	0	0	1
5/8	at USC	-	5-8	2.0	1	1	1	1	2
5/15	Oregon State	-	10-5	2.0	1	0	0	0	1
5/21	at Oregon	-	3-5	2.1	2	0	0	0	2
5/25	vs Oregon	-	8-6	1.1	3	0	0	0	0
5/28	vs Stanford	-	4-5	2.1	3	1	0	0	4
6/4	vs Ole Miss	L	4-7	0.0	0	2	2	2	0
6/5	at Miami (Fla.)	-	4-3	2.0	1	0	0	2	2
Totals			1-1	-	30.0	28	16	13	16 22

CAREER STATS

YEAR	ERA	W-L	G	IP	H	R	ER	BB	K	SV	BAA
2022*	3.90	1-1	22	30.0	28	16	13	16	22	0	.239
2023	6.92	1-1	9	26.0	27	23	20	13	25	0	.267
2024	3.61	2-2	11	42.1	31	18	17	15	46	0	.205
Totals	4.58	4-4	42	98.1	86	57	50	44	93	0	.233

* at Arizona



40 VICTOR QUINN

RHP • JR. • R/R • O'FALLON, MO.

NOTABLE

- Played two seasons at Oregon State, prior to Mizzou
- Made 13 appearances for the Beavers in his time in Corvallis
- Logged a scoreless ninth in 2023 vs. Arizona State and Portland

CAREER HIGHS

Innings: 2.0, vs LSU (4/19/24)

Hits: 2, eight times, last vs LSU (4/19/24)

Runs: 3, vs Grand Canyon (3/16/22)

Earned Runs: 3, vs Grand Canyon (3/16/22)

Walks: 3, three times, last vs Auburn (5/10/24)

Strikeouts: 3, vs LSU (4/19/24)

2024

Date	Opponent	Dec.	Score	IP	H	R	ER	BB	K
2/23	at San Diego State	-	3-10	1.0	1	0	0	0	1
2/27	SEMO	-	3-8	0.2	0	1	1	1	0
3/26	vs Illinois	-	3-11	1.0	0	0	0	1	2
3/29	at Vanderbilt	-	0-4	1.0	0	0	0	0	1
4/3	UT Martin	-	15-9	1.0	2	1	1	1	1
4/9	SIUE	L	4-5	1.2	2	2	2	1	1
4/11	at Georgia	-	10-15	1.0	2	2	2	2	2
4/16	at Missouri State	-	6-2	1.0	0	0	0	2	1
4/19	LSU	-	1-12	2.0	2	1	1	2	3
4/23	Missouri State	-	10-6	1.0	1	1	0	2	1
4/30	Lindenwood	-	13-1	1.0	1	0	0	2	2
5/3	South Carolina	-	2-10	1.0	0	0	0	0	0
5/10	Auburn	-	12-11	0.0	0	0	0	0	3
Totals			0-1	-	13.1	11	8	7	17 15

2024 (continued)

5/11	Auburn	-	2-12	3.1	10	9	9	0	3
Totals		5-6	-	61.0	66	48	44	10	56

2023

Date	Opponent	Dec.	Score	IP	H	R	ER	BB	K
2/19	vs. TCU	-	9-8	1.0	1	1	0	0	1
Totals		0-0	-	1.0	1	1	0	0	1

2022

Date	Opponent	Dec.	Score	IP	H	R	ER	BB	K
2/20	at Nicholls State*	-	8-9	4.0	6	6	6	2	3
2/27	at UL-Monroe	-	4-2	3.0	1	0	0	0	4
3/6	Tarleton State	W	11-6	4.1	5	4	4	2	5
3/13	at Arizona State	W	6-4	4.0	5	3	3	1	2
3/20	at Vanderbilt	-	4-7	1.0	1	1	0	1	1
3/26	Arkansas	-	7-5	2.2	2	1	1	0	3
4/1	South Carolina	-	1-4	1.1	0	0	0	0	2
4/3	South Carolina	S	10-3	2.0	0	0	0	0	0
4/8	at Tennessee	L	3-8	1.1	4	3	2	1	0
4/16	Kentucky	W	10-6	4.2	3	0	0	2	5
4/21	at LSU	-	3-5	2.1	1	0	0	0	3
4/26	at Missouri State	-	2-3	3.0	0	0	0	1	3
5/1	Mississippi State	-	7-6	4.1	6	1	1	1	3
5/8	at Ole Miss	-	2-10	5.0	6	1	1	0	3
5/15	Florida*	L	3-4	5.2	7	4	4	1	5
5/21	at Georgia*	-	10-11	2.2	3	5	5	3	0
Totals		3-2	-	51.1	50	59	27	15	42

2021 (at San Diego)

Date	Opponent	Dec.	Score	IP	H	R	ER	BB	K
2/20	at San Diego State*	-	18-19	1.1	5	9	6	3	1
2/27	Cal State-Fullerton*	-	6-5	5.0	4	1	1	1	5
3/5	at UC-San Diego*	-	15-10	3.0	6	5	5	3	4
3/14	UC-Riverside	-	5-4	2.1	2	0	0	0	2
3/20	Saint Mary's	-	3-4	2.0	2	0	0	0	1
3/23	at USC	W	6-5	3.0	0	0	0	0	0
3/28	Pacific	W	5-1	2.1	2	0	0	1	0
4/2	at Cal State-Fullerton	-	1-3	3.2	3	0	0	2	4
4/10	at LMU*	W	6-0	5.0	8	0	0	1	3
4/16	San Francisco*	L	1-12	1.2	5	5	5	3	0
4/25	at Santa Clara*	-	6-4	4.0	6	2	2	1	8
5/1	Pepperdine	W	7-6	4.0	3	0	0	0	4
5/8	BYU*	-	13-12	3.2	8	7	7	2	4
5/21	Portland*	-	4-3	3.2	6	2	2	2	5
5/28	at Gonzaga*	W	9-0	9.0	1	0	0	1	5
Totals		5-1	-	53.2	61	31	28	20	46

2020 (at San Diego)

Date	Opponent	Dec.	Score	IP	H	R	ER	BB	K
2/16	vs. Minnesota*	W	5.0	5.0	2	0	0	2	4
2/22	Seattle*	W	5.0	5.0	1	1	1	4	8
3/1	Monmouth*	W	5.0	5.0	0	0	0	1	3
3/7	at Indiana*	W	6.1	6.1	2	1	1	1	9
Totals		4-0	-	21.1	5	2	2	8	24

CAREER STATS

YEAR	ERA	W-L	G	IP	H	R	ER	BB	K	SV	BAA
2020*	0.84	4-0	4	21.1	5	2	2	8	24	0	.074
2021*	4.70	5-1	15	53.2	61	31	28	20	46	0	.289
2022	4.73	3-2	16	51.1	50	29	27	15	42	1	.255
2023	0.00	0-0	1	1.0	1	1	0	0	1	0	.250
2024	6.49	5-6	13	61.0	66	48	44	10	56	0	.272
Totals	4.83	17-9	49	188.1	183	111	101	53	169	1	.253

* at San Diego



88 MATEDO SERNA

C • FR. • S/R • DORAL, FLA.

NOTABLE

- Batted .332 with 14 homers and 79 RBIs in three prep seasons
- Hit seven home runs and 38 runs in his senior season
- The fifth ranked catcher from the state of Florida by PBR

CAREER HIGHS

Hits: 2, four times, last vs. Auburn (5/10/24)
Doubles: 1, four times, last at Tennessee (4/25/24)
Triples: N/A
Home Runs: 1, four times, last vs. South Carolina (5/3/24)
RBI: 5, vs. MO State (4/23/24)
Runs Scored: 2, vs. South Carolina (5/4/24)
Walks: 2, at Missouri State (4/16/24)
Stolen Bases: N/A

2024

Date	Opponent	AB	R	H	RBI	2B	3B	HR	BB	SB
2/17	at Cal Poly*	4	1	1	1	0	0	0	0	0
2/23	at San Diego State*	4	0	0	0	0	0	0	0	0
2/24	at UC San Diego*	3	1	1	0	0	1	0	1	0
3/1	Northern Kentucky*	4	0	0	0	0	0	0	0	0
3/3	Northern Kentucky	0	0	0	0	0	0	0	0	0
3/5	Lindenwood*	4	0	1	3	0	0	0	0	0
3/8	Purdue Fort Wayne*	4	0	1	1	0	0	0	0	0
3/9	Purdue Fort Wayne*4	1	1	1	0	0	1	0	0	0

2024 (continued)

3/17	at Arkansas	3	0	1	0	0	0	0	0	0
3/19	vs. Kansas*	4	0	0	0	0	0	0	0	0
3/26	vs. Illinois*	4	1	1	0	0	0	0	0	0
4/3	UT Martin*	4	1	1	1	0	0	0	0	0
4/7	Florida	1	0	0	0	0	0	0	0	0
4/9	SIUE*	3	1	1	0	1	0	0	1	0
4/16	at Missouri State*	2	1	1	2	0	0	1	2	0
4/23	Missouri State*	4	1	2	5	0	0	1	0	0
4/25	at Tennessee*	4	0	2	0	1	0	0	0	0
4/26	at Tennessee*	3	0	1	0	0	0	0	0	0
4/27	at Tennessee*	3	0	0	0	0	0	0	1	0
4/30	Lindenwood*	5	1	2	0	0	0	0	0	0
5/3	South Carolina*	4	1	1	1	0	0	1	0	0
5/4	South Carolina*	4	2	1	1	0	0	0	1	0
5/5	South Carolina*	3	0	0	0	0	0	0	1	0
5/10	Auburn*	4	1	2	2	0	0	0	1	0
5/11	Auburn*	3	0	0	0	0	0	0	0	0
Totals		85	13	21	18	4	0	8	0	0

CAREER STATS

YEAR	AVG	GP-GS	AB	R	H	2B	3B	HR	RBI	BB	SB
2024	.247	25-23	85	13	21	4	0	4	18	8	0
Totals	.247	25-23	85	13	21	4	0	4	18	8	0



50 BEN SMITH

RHP • FR. • R/R • SPRINGFIELD, MO.

NOTABLE

- Ranked as the No. 11 prospect from Missouri by PBR
- Two-time first-team all-state selection by the MBCA
- Fanned 80 hitters while posting a 2.30 ERA in his senior year

CAREER HIGHS

Innings: 2.0, vs. Illinois (3/26/24)
Hits: 2, vs. PFW (3/10/24)
Runs: 2, vs. PFW (3/10/24)
Earned Runs: 2, vs. PFW (3/10/24)
Walks: 2, vs. Illinois (3/26/24)
Strikeouts: 3 vs. Illinois (3/26/24)

2024

Date	Opponent	Dec.	Score	IP	H	R	ER	BB	K
3/10	Purdue Fort Wayne	-	20-2	1.0	2	2	2	0	0
3/26	vs. Illinois	-	3-11	2.0	0	0	0	0	2
Totals		0-0	-	3.0	2	2	2	2	3

CAREER STATS

YEAR	ERA	W-L	G	IP	H	R	ER	BB	K	SV	BAA
2024	6.00	0-0	2	3.0	2	2	2	2	3	0	.242
Totals		6.00	0-0	2	3.0	2	2	2	3	0	.242



41 NIC SMITH

LHP • SO. • L/L • JAMESTOWN, TENN.

NOTABLE

- Made 15 appearances as a freshman last spring
- Notched a victory in his debut against Lindenwood (Feb. 28), allowing just one hit in 3.0 shutout innings
- Provided relief in a pair of key SEC victories against Ole Miss

CAREER HIGHS

Innings: 5.2, at Texas A&M (4/13/23)
Hits: 8, vs. Western Illinois (3/7/23)
Runs: 4, at Lindenwood (3/29/23)
Earned Runs: 4, at Lindenwood (3/29/23)
Walks: 3, at Texas A&M (4/13/23)
Strikeouts: 2, five times, last at Auburn (5/20/23)

2024

Date	Opponent	Dec.	Score	IP	H	R	ER	BB	K
2/16	at Cal Poly	-	2-3	1.0	1	0	0	0	0
2/23	at San Diego State	-	3-10	0.1	0	0	0	0	1
2/24	at UC San Diego	-	5-4	1.1	3	1	1	2	1
2/27	SEMO	-	3-8	1.0	2	2	2	1	1
3/3	Northern Kentucky	-	15-16	0.2	0	0	0	1	0
3/9	Purdue Fort Wayne	L	7-9	0.1	1	2	2	2	0
3/17	at Arkansas	-	1-9	1.0	2	1	1	2	1
3/26	vs. Illinois	-	3-11	1.0	2	2	2	1	0
Totals		0-0	-	6.2	11	8	8	9	4

2023

Date	Opponent	Dec.	Score	IP	H	R	ER	BB	K
2/28	Lindenwood*	W	17-2	3.0	1	0	0	1	0
3/7	Western Illinois	-	6-0	1.0	1	0	0	1	1
3/29	at Lindenwood*	-	7-5	3.1	8	4	4	1	1
4/1	at Kentucky	-	0-10	2.2	2	2	2	2	2
4/11	at Missouri State	-	10-1	1.0	0	0	0	0	1
4/13	at Texas A&M	-	5-13	5.2	3	3	0	3	1
4/22	Alabama	-	4-10	2.1	4	2	2	2	0

4/26	at SIUE	-	8-3	1.0	1	1	1	1	0
4/28	at Florida	-	1-11	1.0	2	1	1	1	0
5/2	Kansas*	-	9-7	1.0	3	3	3	1	2
5/4	Ole Miss	-	11-9	0.1	0	0	0	0	1
5/5	Ole Miss	-	13-3	2.2	7	2	2	0	2
5/13	Georgia	-	14-12	0.2	1	1	1	2	1
5/20	at Auburn	-	7-9	1.0	1	0	0	1	2
5/23	vs. Auburn	-	4-10	0.2	0	0	0	1	1
Totals		1-0	-	27.1	34	19	16	15	17

CAREER STATS

YEAR	ERA	W-L	G	IP	H	R	ER	BB	K	SV	BAA
2023	5.27	1-0	15	27.1	34	19	16	15	17	0	.298
2024	10.80	0-1	8	6.2	11	8	8	9	4	0	.407
Totals		6.35	1-1	23	34.0	45	27	24	24	0	.319



1 JUJU STEVENS

OF • JR. • R/R • WOODBRIDGE, CONN.

NOTABLE

- Saw action in 30 games with 19 starts in 2023
- Smacked the decisive three-run homer against Texas Southern
- Hit .279 and slugged .605 in nonconference matchups

CAREER HIGHS

Hits: 2, five times, last vs. Illinois (3/28/23)
Doubles: 1, nine times, last vs. Lindenwood (4/30/24)
Triples: N/A
Home Runs: 1, three times, last at Lindenwood (3/29/23)
RBI: 4, vs. Texas Southern (3/4/23)
Runs Scored: 2, vs. Saint Louis (3/15/22)
Walks: 1, five times, last vs. Auburn (5/12/24)
Stolen Bases: 1, two times, last vs. CSU Bakersfield (2/22/24)

2024

Date	Opponent	AB	R	H	RBI	2B	3B	HR	BB	SB
2/22	vs. CSU Bakersfield*	4	0	1	0	0	0	0	0	1

PLAYER PROFILES

CAREER STATS

YEAR	AVG	GP-GS	AB	R	H	2B	3B	HR	RBI	BB	SB
2022	.500	6-3	12	2	6	0	0	0	4	1	1
2023	.198	30-19	81	5	16	7	0	3	15	1	0
2024	.294	8-4	17	1	5	2	0	0	3	1	1
Totals	.245	44-26	110	8	27	9	0	3	22	3	2



35 DANIEL WISSLER

LHP • SO. • L/L • O'FALLON, MO.

NOTABLE

- Made 20 relief appearances as a freshman in 2023
- Logged a 2-0 record with a save and 21 strikeouts in 22.0 innings
- Turned 10 scoreless outings, including four of his last five

CAREER HIGHS

Innings: 5.0, two times, last vs SIUE (4/9/24)
Hits: 6, vs SIUE (4/9/24)
Runs: 5, two times, last at Texas A&M (4/13/23)
Earned Runs: 5, vs Lamar (3/15/23)
Walks: 4, at South Carolina (3/25/23)
Strikeouts: 6, vs UT Martin (4/2/24)

2024

Date	Opponent	Dec.	Score	IP	H	R	ER	BB	K
2/17	at Cal Poly	W	12-8	3.1	5	2	2	1	3
2/24	at UC San Diego	-	5-4	1.0	1	0	0	0	1
2/27	SEMO	L	3-8	2.0	2	1	1	0	3
3/2	Northern Kentucky	-	28-10	1.0	3	3	3	0	0
3/5	Lindenwood*	W	5-4	5.0	3	1	1	1	5
3/12	at Kansas*	-	5-4	4.0	3	2	2	2	2
3/24	Kentucky*	-	6-7	2.0	3	3	0	0	1
3/29	at Vanderbilt	-	0-4	2.0	1	0	0	0	3
4/2	UT Martin*	-	13-3	4.0	4	3	3	2	6
4/9	SIUE*	-	4-5	5.0	6	3	3	1	4
4/13	at Georgia	-	7-10	0.1	1	0	0	0	1
4/16	at Missouri State*	-	6-2	4.1	5	1	1	0	4
4/23	Missouri State	W	10-6	3.0	3	2	2	0	4
Totals			3-1	-	37.0	40	21	18	7 37

2023

Date	Opponent	Dec.	Score	IP	H	R	ER	BB	K
2/18	vs. TCU	-	6-5	1.1	0	0	0	2	0
2/24	at FIU	-	5-2	0.2	2	2	2	1	2
2/26	at FIU	W	9-5	1.1	1	2	2	1	0
2/28	Lindenwood	-	17-2	0.2	0	0	0	0	1
3/5	Texas Southern	-	15-7	2.0	1	0	0	0	4
3/15	Lamar	-	10-8	1.0	4	5	5	1	0
3/22	vs Kansas	W	8-3	1.2	0	0	0	1	2
3/25	at South Carolina	-	4-5	3.0	2	2	2	4	4
3/29	at Lindenwood	S	7-5	1.1	1	0	0	0	1
3/31	at Kentucky	-	2-12	1.0	0	0	0	0	0
4/1	at Kentucky	-	0-10	3.0	1	1	1	3	2
4/6	Vanderbilt	-	6-7	1.1	4	3	2	0	1
4/11	at Missouri State	-	10-1	0.2	1	1	1	0	2
4/13	at Texas A&M	-	5-13	0.1	4	5	4	1	1
4/22	Alabama	-	4-10	0.2	2	1	1	2	1
4/29	at Florida	-	7-11	0.1	0	0	0	0	0
5/5	Ole Miss	-	13-3	0.1	0	0	0	0	0
5/6	Ole Miss	-	14-20	0.0	2	1	1	1	0
5/12	Georgia	-	13-3	0.0	1	0	0	0	0
5/19	at Auburn	-	2-7	1.1	0	0	0	1	0
Totals			2-0	-	22.0	26	23	21	18 21

CAREER STATS

YEAR	ERA	W-L	APP	IP	H	R	ER	BB	K	SV	AVG
2023	8.59	2-0	20	22.0	26	23	21	18	21	1	.292
2024	4.24	2-1	12	34.0	37	19	16	7	33	0	.272
Totals	5.95	4-1	32	56.0	63	42	37	25	54	1	.280

MIZZOU INDIVIDUAL HITTER

7+ at bats: 7, Zimmermann / Cornelius / Vierling at Texas A&M (March 30, 2019)
8+ at bats: 8, John Marquardt vs. Kansas State (May 8, 1982)

5+ runs scored: 5, Brett Bond, vs. Eastern Michigan (Feb. 18, 2017)
6+ runs scored: 6, Jacob Priday vs. Texas (April 11, 2008)

4+ hits: 4, Trevor Austin vs. Auburn (May 12, 2024)
5+ hits: 5, Brett Bond at Iowa (May 1, 2018)
6+ hits: 6, Jeff Terrell vs. Iowa State (May 5, 1995)

2+ doubles: 2, Trevor Austin vs LSU (April 20, 2024)
3+ doubles: 3, Luke Mann vs Kansas (May 2, 2023)
4+ doubles: 4, W.T. Hoover vs. Bradley (May 14, 1999)

2+ triples: 2, Hank Zeisler at Missouri State (April 11, 2023)
3+ triples: 3, J.R. Warner vs. Notre Dame (Feb. 26, 1999)

2+ home runs: 2, Trevor Austin vs. Purdue Fort Wayne (March 9, 2024)
3+ home runs: 3, Luke Mann at South Carolina (March 24, 2023)
4+ home runs: Jacob Priday vs. Texas (April 11, 2008)

4+ straight games w/home run: Luke Mann (6), (May 2-13, 2023)
7 straight games w/home run: Griffin Moore (7), (March 22-29, 1997)

Grand slam: Mateo Serna vs. Missouri State (April 23, 2024)
Pinch-hit grand slam: Shea McGahan at Southern (Feb. 23, 2022)

5+ RBI: 5, Mateo Serna vs. Missouri State (April 23, 2024)
6+ RBI: 7, Jackson Beaman vs. Northern Kentucky (March 2, 2024)
7+ RBI: 7, Jackson Beaman vs. Northern Kentucky (March 2, 2024)
8+ RBI: 9, Brian Sharp vs. Northeastern (Feb. 24, 2018)
9+ RBI: 9, Brian Sharp vs. Northeastern (Feb. 24, 2018)

3+ RBI in 3-straight games: Fox Leum vs. South Carolina/Kansas (April 2-6 2022)

2+ stolen bases: 2, Jeric Curtis at Georgia (April 13, 2024)
3+ stolen bases: 3, Brock Daniels vs. UT Martin (April 3, 2024)
4+ stolen base: 4, Conner Mach vs. La Moyne (March 12, 2011)
Stole home: Jeric Curtis vs. UT Martin (April 2, 2024)
Stole home (straight steal): Brandt Belk at Alabama (May 2, 2021)

Hit for cycle Ross Lovich vs. Georgia (May 12, 2023)

Led off game with home run: Jackson Beaman vs. Illinois (March 26, 2024)
Pinch hit home run: Cam Careswell vs. Texas Southern (March 5, 2023)
Inside-the-park home run: Greg Folgja vs. Kansas (May 8, 2009)
Walk-off home run: Dylan Leach vs Georgia (May 13, 2023)

Walk-off hit (non home run): Jeric Curtis vs. Florida (April 7, 2024)
Walk-off sacrifice fly: Brock Daniels vs. UT Martin (April 2, 2024)
Walk-off walk drawn: Chad McDaniel vs. Saint Louis (April 2, 2019)
Walk-off error by opposition to allow winning run: vs. Chicago State (March 15, 2017)

Hit-by-pitch twice in an inning: Josh Day, 3rd vs. Kentucky (April 18, 2022)

MIZZOU INDIVIDUAL PITCHER

Tossed a 7-inning complete game: Chandler Murphy vs. NJIT (March 10, 2023)
Tossed a 9-inning complete game: Michael Plassmeyer vs. Alabama (April 7, 2018)

Tossed a 7-inning complete game shutout: Max Scherzer vs. Oklahoma (May 26, 2006)
Tossed a 9-inning complete game shutout: Michael Plassmeyer vs. Alabama (April 7, 2018)

Tossed a 1-hitter (team): Carter Rustad / Ryan Magdic / Jacob Peaden
..... at Cal Poly (Feb. 16, 2024)

Tossed a no-hitter (team): Bryce Montes De Oca / Giovanni Lopez / Nolan Gromacki
..... vs. UMBC (March 2, 2018)
Tossed a no-hitter (solo): Jim Maddock vs. Nebraska (May 3, 1981)

Tossed a perfect game: Never

Tossed an immaculate inning: Tony Neubeck vs. Louisiana-Monroe (Feb. 25, 2022)

Tallied 10-plus strikeouts: 10, Austin Marozas vs. South Carolina (April 3, 2022)
Tallied 11-plus strikeouts: 12, Spencer Miles at Georgia (May 19, 2022)
Tallied 12-plus strikeouts: 12, Spencer Miles at Georgia (May 19, 2022)
Tallied 13-plus strikeouts: 13, Michael Plassmeyer vs. Northeastern (Feb. 24, 2018)
Tallied 14-plus strikeouts: 14, Tanner Houck vs. Vanderbilt (March 26, 2016)
Tallied 15-plus strikeouts: 15, Kyle Gibson vs. Oklahoma (April 3, 2009)
Tallied 20-plus strikeouts: 20, Jack Stroud vs. Colorado (April 19, 1963)

BOLD denotes 2024 season

MIZZOU TEAM OFFENSE PRODUCED

15+ runs scored: 15 vs. UT Martin (April 3, 2024)
20+ runs scored: 20 vs. Purdue Fort Wayne (March 10, 2024)
25+ runs scored: 28 vs. Northern Kentucky (March 3, 2024)
30+ runs scored: 31, vs. Texas (April 11, 2008)

15+ hits: 15 vs. Florida (April 7, 2024)
20+ hits: 21, vs. Southeast Missouri (May 1, 2019)
25+ hits: 26, vs. Texas (April 11, 2008)

6+ doubles: 7, at Southern (Feb. 23, 2022)
7+ doubles: 7, at Southern (Feb. 23, 2022)
8+ doubles: 8, vs. Missouri State (April 24, 2018)
9+ doubles: 10, vs. Rockhurst (March 28, 1997)
10+ doubles: 10, vs. Rockhurst (March 28, 1997)

3+ triples: vs. Florida (April 21, 2013)
4+ triples: vs. Chicago State (March 21, 2004)
5+ triples: vs. Baylor (April 19, 2003)
6+ triples: vs. Baylor (April 19, 2003)

4+ home runs: 4, vs. CSU Bakersfield (Feb. 22, 2024)
5+ home runs: 5, vs. Georgia (May 13, 2023)
6+ home runs: 6, vs. Ole Miss (May 6, 2023)
7+ home runs: 7, vs. Texas (April 11, 2008)

10+ walks: 10, vs. Purdue Fort Wayne (March 9, 2024)
15+ walks: 16, vs. SIUE (March 30, 2022)
18 walks: 18, vs. North Dakota State (March 20, 2005)

4 hit by pitches: 4, vs. Lindenwood (April 30, 2024)
5 hit by pitches: 5, at San Diego State (Feb. 23, 2024)
6 hit by pitches: 6, at Missouri State (April 16, 2019)
7+ hit by pitches: 7, vs. Northern Kentucky (March 2, 2024)

5+ stolen bases: 5, vs. UT Martin (April 3, 2024)
6+ stolen bases: 6, at Nicholls (Feb. 19, 2022)
7+ stolen bases: 7, vs. Arkansas State (March 12, 2019)
8+ stolen bases: 10, vs. Arkansas State (March 21, 2018)

7 runs scored in an inning: 7, vs Lindenwood (Feb. 28, 2023)
8 runs scored in an inning: 8, vs. Purdue Fort Wayne (March 10, 2024)
9 runs scored in an inning: 9, vs. Lindenwood (April 30, 2024)
10+ runs scored in an inning: 14, vs. Northern Kentucky (March 2, 2024)

MIZZOU TEAM PITCHING PRODUCED

Shutout an opponent: 6-0, vs. Western Illinois (March 7, 2023)
Shutout an SEC opponent: 11-0, vs. South Carolina (April 27, 2019)
Back to back shutouts: at Tennessee (May 18-19, 2017)
10 strikeouts: 10, vs. CSU Bakersfield (Feb. 22, 2024)
11 strikeouts: 11, at Tennessee (April 25, 2024)
12 strikeouts: 12, vs. UT Martin (April 2, 2024)
13 strikeouts: 13, at Georgia (April 12, 2024)
14 strikeouts: 14, vs. Florida (April 7, 2024)
15 strikeouts: 15, at South Carolina (March 24, 2023)
16 strikeouts: 16, vs. NJIT (March 12, 2023)
17+ strikeouts: 19, at ULM (Feb. 25, 2022)
18+ strikeouts: 19, at ULM (Feb. 25, 2022)
19+ strikeouts: 19, at ULM (Feb. 25, 2022)
20+ strikeouts: 20, at Southern (Feb. 23, 2022)
..... 20, vs. Colorado (April 19, 1963)

MISCELLANEOUS

Played to a tie: 2-2, at Texas A&M (March 31, 2019)
Had a rain delay: 0:35, vs. South Carolina (May 5, 2024)
Had a rain-shortened game: 8 inn., vs. Southeast Missouri (Feb. 27, 2024)
Had a game canceled: at Cal Poly (Feb. 18, 2024)
Had a game postponed: vs. Tennessee (March 18, 2023)
Had an extra-inning game: 10 inn., at Georgia (April 12, 2024)
Defeated a ranked opponent: vs. No. 14 South Carolina (May 4, 2024)

Tallied three-game series sweep: vs. Florida (April 5-7, 2024)
Tallied three-game SEC series sweep: vs. Florida (April 5-7, 2024)
Tallied four-game series sweep: vs. Iona (Feb. 13-14, 2015)
Tallied doubleheader sweep: vs. Tennessee (March 19, 2023)
Series win over top-5 team: vs. No. 4 Tennessee (March 17-19, 2023)
Tallied run-rule victory: 13-1, vs. Lindenwood (April 30, 2024)
Recorded a triple play: vs. Alabama A&M (Feb. 28, 2018)
Turned 3+ double plays: 3 vs. Georgia (May 12, 2023)
Turned 5+ double plays: 5 at Florida (April 26, 2014)

Hit multiple home runs in an inning: 2, 4th inn. vs. Lindenwood (April 30, 2024)
Hit 3+ home runs in an inning: vs. CSU Bakersfield (Feb. 22, 2024)
Back to back home runs: Mateo Serna and Jackson Lovich
..... vs. South Carolina (May 3, 2024)