

Ole Miss

BASEBALL

2024 GAME NOTES

Ole Miss Athletics Communications | 908 All-American Drive | Oxford, MS 38655

BSB Contact: Kyle Birnbrauer | Email: kyleb@olemiss.edu | Phone: 662-816-3671

Web: OleMissSports.com/sports/baseball | Twitter: @OleMissBSB | Instagram: @olemissbsb

Facebook: Facebook.com/OleMissBaseball | TikTok: @olemissbsb

WEEK 15 // AT SEC TOURNAMENT

MAY 21 // HOOVER, ALA.

RECORD	SEC RECORD	RANKING		
27-28	11-19	N/A		
HEAD COACH	RECORD	YEAR	OM RECORD	YEAR
Mike Bianco	1,006-613-1	27th	906-542-1	24th



VS



RECORD		SEC RECORD		RANKING	
36-19		17-13		14	
HEAD COACH		RECORD		YEAR	
Chris Lemonis		344-203-2		10th	
		MSU RECORD		YEAR	
		203-112		6th	

2024 SCHEDULE

DATE	OPPONENT	RESULT/TIME (CT)
Feb. 16	at Hawaii	W, 5-4 (13)
Feb. 17	at Hawaii	W, 5-4 (7)
Feb. 17	at Hawaii	L, 1-9 (7)
Feb. 18	at Hawaii	L, 4-13
Feb. 21	Arkansas State	L, 2-4
Feb. 23	High Point	L, 3-7
Feb. 24	High Point	W, 12-2 (7)
Feb. 25	High Point	W, 25-2 (7)
Feb. 27	Little Rock	W, 12-6
Feb. 28	Missouri State	W, 12-3
Mar. 1	Iowa	L, 7-13
Mar. 2	Iowa	W, 12-5
Mar. 3	Iowa	W, 8-3
Mar. 6	Memphis	W, 5-3
Mar. 8	Morehead State	W, 10-3
Mar. 9	Morehead State	W, 13-1 (7)
Mar. 10	Morehead State	W, 6-5
Mar. 12	at ULM	W, 5-3
Mar. 15	#20 South Carolina*	W, 5-4
Mar. 16	#20 South Carolina*	W, 12-3
Mar. 17	#20 South Carolina*	L, 2-6
Mar. 19	#25 Southern Miss&	W, 8-3
Mar. 22	at #7 Tennessee*	L, 3-15 (7)
Mar. 23	at #7 Tennessee*	W, 8-5
Mar. 24	at #7 Tennessee*	L, 4-15 (7)
Mar. 26	Austin Peay	W, 13-9
Mar. 29	#15 Kentucky*	L, 3-5
Mar. 30	#15 Kentucky*	L, 9-17
Mar. 31	#15 Kentucky*	L, 1-15 (7)
Apr. 2	at Memphis	L, 4-9
Apr. 4	at #1 Arkansas*	L, 2-5
Apr. 5	at #1 Arkansas*	L, 3-8
Apr. 6	at #1 Arkansas*	L, 4-7
Apr. 12	#22 Mississippi State*	L, 0-8
Apr. 13	#22 Mississippi State*	W, 10-9 (12)
Apr. 14	#22 Mississippi State*	W, 14-2 (7)
Apr. 16	at Arkansas State	Cancelled
Apr. 19	at #23 Georgia*	L, 6-17 (8)
Apr. 20	at #23 Georgia*	L, 2-7
Apr. 21	at #23 Georgia*	W, 3-2
Apr. 23	North Alabama	W, 9-4
Apr. 25	#18 Alabama*	L, 0-12 (7)
Apr. 26	#18 Alabama*	W, 9-8
Apr. 27	#18 Alabama*	L, 3-10
May 1	#16 Mississippi State&	L, 1-5
May 3	at Auburn*	W, 11-7
May 4	at Auburn*	W, 5-4
May 5	at Auburn*	L, 9-10
May 8	Murray State	L, 9-12 (15)
May 10	#2 Texas A&M*	W, 4-3
May 11	#2 Texas A&M*	W, 10-2
May 12	#2 Texas A&M*	L, 0-6
May 14	at #25 Southern Miss	L, 4-7
May 16	at LSU*	L, 1-5
May 17	at LSU*	L, 2-4
May 18	at LSU*	L, 3-9
May 21	Mississippi State%	8:00 p.m.
May 31-Jun. 3	NCAA Regionals	
Jun. 7-10	NCAA Super Regionals	
Jun. 14-24	College World Series	

& - Pearl, Miss.

% - SEC Tournament (Hoover, Alabama)

* - Southeastern Conference game

LEADING OFF

- The Rebels went 0-4 last week, losing their final midweek to Southern Miss and getting swept in their final series against LSU, all on the road.
- Freshman Wes Mendes has allowed just one earned run over his last four outings out the bullpen. He has worked 9.1 innings and struck out 13 batters during that stretch.
- Andrew Fischer was named Second Team All-SEC at the DH/UT position on Monday.
- Fischer became just the fourth Rebel in program history to hit 20 home runs in a season last week against Southern Miss.
- Ole Miss has won four SEC series and back-to-back SEC series in a season for the first time since 2022.
- Ole Miss pitching set a new single-game program record for strikeouts against Murray State, punching out 24 Racers.
- Luke Hill is hitting .370 (27-73), with 14 runs scored, 12 RBI, nine walks over his last 19 games.
- Jackson Ross leads the SEC and is seventh in the NCAA in walks with 55. His 55 walks are the most by a Rebel in a single season since 2019.
- Ole Miss is currently No. 2 in Strength of Schedule, having played one of the hardest schedules in the country.
- The Rebels are ranked 22nd in the nation in strikeouts per nine, averaging 10.2 punchouts per game.
- Ole Miss is also 21st in the NCAA in walks drawn (299), averaging 5.44 per game.

GAME INFO

Dates: May 21

First Pitch (CT): 8 p.m. CT

Location: Hoover, Ala.

Venue: Hoover Met

TV: SEC Network

PxP: Tom Hart

Analyst: Todd Walker

Radio: Ole Miss Radio Network

PxP: David Kellum

Analyst: Brad Henderson

Live Stats: OleMissStats.com

SERIES HISTORY

All-Time: 216-257-5 (.457)

Last Meeting: May 1 in Pearl, MS
L, 1-5

NUMBERS TO KNOW

32 Ole Miss currently sits at 32 in the adjusted NCAA RPI. They are at 32 in both the Warren Nolan and Boyd's World RPI rankings.

2 Ole Miss has played one of the hardest schedules in the country, coming into this week at No. 2 in Strength of Schedule.

PROJECTED STARTING LINEUP

POSITION PLAYERS

Pos.	No.	Name	Yr.	B/T	GP-GS	Avg.	R	H	2B	3B	HR	RBI	SLG%	BB	HBP	SO	OBP	SB-ATT
C	34	Eli Berch	Jr.	R/R	41-32	.208	16	20	2	0	1	9	.260	15	3	33	.333	0-0
1B	35	Will Furniss	So.	L/R	50-42	.236	26	34	8	0	8	30	.458	27	0	44	.353	0-0
2B	6	Reagan Burford	Sr.	R/R	33-23	.210	10	17	6	0	4	14	.432	11	1	27	.305	0-0
3B	3	Andrew Fischer	So.	L/R	54-54	.289	47	59	10	2	20	57	.652	34	6	51	.399	1-3
SS	7	Luke Hill	So.	R/R	53-53	.290	36	56	6	1	3	27	.378	35	5	27	.405	12-15
LF	20	Jackson Ross	Sr.	R/R	55-55	.280	52	53	11	0	10	49	.497	55	3	45	.440	5-5
CF	10	Ethan Groff	Sr.	R/R	55-54	.262	41	54	11	1	5	25	.398	29	7	52	.366	15-15
RF	1	Treyson Hughes	Jr.	L/R	49-39	.231	22	34	4	1	2	26	.313	16	3	36	.312	4-5
DH	12	Campbell Smithwick	Fr.	L/R	30-24	.266	13	21	5	0	1	12	.367	21	6	29	.449	0-0

ON THE MOUND

Pos.	No.	Name	Yr.	App-GS	W-L	ERA	IP	H	R	ER	BB	SO	2B	3B	HR	Avg.	WP	HBP
RHP	2	Riley Maddox	Jr.	14-13	3-7	6.10	62.0	76	57	42	23	46	10	1	5	.290	4	11

QUICK FACTS	
UNIVERSITY	
Name	University of Mississippi (Ole Miss)
Location	Oxford, Miss.
Founded	Nov. 6, 1848
Enrollment	22,951
Nickname	Rebels
Colors	Cardinal Red & Navy Blue
Conference	Southeastern (West)
Chancellor	Dr. Glenn Boyce
Athletics Director	Keith Carter
Faculty Athletics Representative	Ron Rychlak
STADIUM INFO	
Home Stadium ...	Oxford-University Stadium/Swayze Field
Capacity	11,477
Dimensions	LF-330, LC -365, CF-390
.....	RC-365, RF-330
COACHING STAFF	
Head Coach	Mike Bianco
Alma Mater.....	LSU, 1989
Record at Ole Miss	906-542-1
Year at Ole Miss	24th
Overall Record (26th Season)	1,006-613-1
Assistant Coach	Carl Lafferty
Alma Mater.....	Ole Miss, 2004
Year at Ole Miss	18th
Assistant Coach	Mike Clement
Alma Mater.....	Morningside College, 2002
Year at Ole Miss	10th
Volunteer Assistant Coach	Chris Cleary
Alma Mater.....	Menlo, 2012
Year at Ole Miss	6th
PROGRAM HISTORY	
First Year	1893
All-Time Record	2,378-1,713-20 (.582)
All-Time SEC Record.....	899-1,030-2 (.468)
NCAA National Championships	1 (2022)
SEC Regular Season Championships	7
(1959, '64, '69, '72, '77, 2009)	
SEC Tournament Championships	3
(1977, 2006, '18)	
SEC West Championships	15
(1954, '56, '59, '60, '63, '64, '67, '69, '72, '77, '82, 2005, '09, '14, '18)	
NCAA Tournament Appearances	25
NCAA Tournament Record	72-54 (.571)
NCAA Regional Championships	12
(1956, '64, '69, '72, 2005	
'06, '07, '09, '14, '19, '21, '22)	
NCAA Super Regional Appearances.....	8
(2005, '06, '07, '09, '14, '19, '21, '22)	
College World Appearances	6
(1956, '64, '69, '72, 2014, '22)	
All-America Selections	38
All-SEC Selections.....	161
MLB Draft Selections.....	212
TEAM INFORMATION	
Letterwinners Returning/Lost	19/15
Position Starters Returning/Lost	3/6
Pitchers Returning/Lost	14/6
Newcomers	23

DAILY SCHEDULE					
TUESDAY	WEDNESDAY	THURSDAY	FRIDAY	SATURDAY	SUNDAY
• vs Mississippi State 8 p.m.	• vs Texas A&M 8 p.m.	• TBA	• TBA	• TBA	• TBA

* All times central and subject to change

ATHLETICS COMMUNICATIONS: Ole Miss Assistant Director of Athletic Communications Kyle Birnbrauer handles all communications duties for the Ole Miss baseball program. For any questions or special requests, contact him on his cell at (662) 816-3671 or reach him by email at kyleb@olemiss.edu.

PRACTICES/INTERVIEWS: The Rebels practice throughout the week at Oxford-University Stadium/Swayze Field, with practice typically occurring from 2-5 p.m. CT. All practices are open to the media. Media wishing to arrange interviews with coaches or players either in person or remotely should contact Assistant Director of Athletic Communications Kyle Birnbrauer. All interview requests must be made at least 24 hours in advance. Media availability for players is subject to the team's time management plan.

CREDENTIALS: Requests for credentials must be sent to Kyle Birnbrauer (kyleb@olemiss.edu) at least 24 hours prior to each game. Please only submit credential requests for games you are sure to attend. Priority will be given to media outlets and members who regularly cover Ole Miss baseball.

CREDENTIAL PICKUP/STADIUM ENTRANCE: Credentials can be picked up on gameday at the Oxford-University Stadium will call window to the left of the main gate. Gates open one hour prior to first pitch for midweek games and two hours prior to weekend games, including Thursday games of weekend series. Outside of ADA considerations, media members are not permitted to utilize the elevator or enter the Diamond Club area. Media members can access the press box using the stairs between Section M and N.

PARKING: Media parking will once again be in Lot A, adjacent to the Main Athletics Building off of Gertrude Ford Blvd. When you are approved for single-game credentials, you will also be added to the pass list for Lot A.

PHOTOGRAPHY/VIDEOGRAPHY: Still photographers may shoot from the film deck behind home plate or inside the camera wells down both base lines. Photographers are not allowed to shoot from within the dugout area. Any photographer not following the guidelines may have their credentials revoked at any time. Credentials must be clearly and properly displayed at all times. To request a credential, please contact Kyle Birnbrauer in the Ole Miss Athletics Communications office.

VISITING RADIO: Please contact the Kyle Birnbrauer in the Ole Miss Athletics Communications Office for credentials. The visiting radio booth is behind home plate on the first base side of the plate. Space for a crew of four is allowed for each broadcasting medium. As required by the SEC, Ole Miss provides phone lines for visiting radio.

POSTGAME MEDIA: Both team locker rooms are CLOSED to the media following the game, by facility policy. Selected players will be brought to the media down the first base line following a 10-minute cooling off period. Ole Miss head coach Mike Bianco will address the media approximately 10 minutes after the game following player interviews. On some occasions, the selected players and coach may also be requested for radio interviews with the Ole Miss Radio Network or national television, and will meet those obligations for interviews first.

TELEVISION INFORMATION: All Ole Miss home games not already scheduled for national television are broadcasted live on SEC Network+ via WatchESPN.com and the ESPN app. Links for these broadcasts are made available on the schedule page at OleMissSports.com, as well as in each week's preview. All other games scheduled on the ESPN family of networks can be found on the schedule page online.

LIVE STATS: Live stats are available for each Ole Miss baseball game. Links to follow will be made available online at OleMissSports.com, and can generally be found specifically in game previews or game notes. For all Rebel home games, live stats are available via StatBroadcast on the schedule page at OleMissSports.com or by visiting olemiss.statbroadcast.com.

FTP: Ole Miss offers free FTP downloads of game highlights and interviews with coaches and players for television stations to use during regularly scheduled news/sportscasts. To access the Ole Miss FTP site, please contact Jake Hromada at 440-242-1262 or jahromad@olemiss.edu. Press conferences, media opportunities, practices and any form of competition may not be broadcast live without prior consent of the athletics department. Content attained via FTP should be credited to Ole Miss Sports Productions.

NAME

Ole Miss (preferred)
University of Mississippi
~~Mississippi~~

NICKNAME

Rebels

LOGO



COLORS

Cardinal Red (PMS 186)
Navy Blue (PMS 2767)



2024 ROSTER

NUMERICAL

NO.	NAME	POS.	B/T	HT./WT.	YR.-EXP.	HOMETOWN/PREVIOUS SCHOOL
1	Treyson Hughes	OF	L/R	6-3/180	Jr.-TR	Warner Robins, Ga./Mercer
2	Riley Maddox	RHP	R/R	6-1/205	Jr.-2L	Pearl, Miss./Jackson Prep
3	Andrew Fischer	IF	L/R	6-1/205	So.-TR	Manasquan, N.J./Duke
4	Seth Farni	OF	S/L	6-0/195	Fr.-HS	Gulfport, Miss./St. Stanislaus
6	Reagan Burford	IF	R/R	6-0/205	Sr.-2L	Germantown, Tenn./Northwest Florida State
7	Luke Hill	IF	R/R	6-0/195	So.-TR	Baton Rouge, La./Arizona State
8	Bo Gatlin	IF	R/R	5-11/185	Sr.-1L	Oxford, Miss./Meridian CC
9	Ethan Lege	IF	R/R	6-1/215	Sr.-1L	Abbeville, La./Delgado CC
10	Ethan Groff	OF	R/R	6-0/200	Sr.-1L	Orlando, Fla./Tulane
12	Campbell Smithwick	C	L/R	6-0/195	Fr.-HS	Oxford, Miss./Oxford
13	Kyler Carmack	RHP	R/R	6-2/180	So.-TR	Cabot, Ark./Arkansas State
14	Brayden Randle	IF	L/R	5-9/175	Fr.-HS	Rockwall, Texas/Rockwall
16	Drew Markle	IF/OF	R/R	6-4/170	Fr.-HS	Katy, Texas/Tompkins
17	John Kramer	OF	L/L	6-1/220	Jr.-2L	Wildwood, Mo./Lafayette
18	Mitch Murrell	RHP	R/R	6-4/210	Sr.-4L	Ocean Springs, Miss./Ocean Springs
19	Liam Doyle	LHP	L/L	6-2/220	So.-TR	Derry, N.H./Coastal Carolina
20	Jackson Ross	IF/OF	R/R	6-2/210	Sr.-TR	Lakeland, Fla./Florida Atlantic
21	JT Quinn	RHP	R/R	6-6/215	So.-1L	Tampa, Fla./Berkeley Prep
22	Connor Spencer	RHP	R/R	6-2/220	Sr.*-TR	Hernando, Miss./Southeastern Louisiana
23	Josh Mallitz	RHP	R/R	6-3/210	Jr.-2L	Tampa, Fla./Tampa Jesuit
24	Trenton Lyons	C/UT	S/R	6-3/185	Fr.-HS	Memphis, Tenn./Christian Brothers
25	Grayson Saunier	RHP	L/R	6-4/210	So.-1L	Memphis, Tenn./Collierville
26	Hunter Elliott	LHP	L/L	6-3/205	So.-2L	Tupelo, Miss./Tupelo
27	Judd Utermark	IF	R/R	6-5/250	So.-1L	Charlotte, N.C./Charlotte Christian
28	Connor Chisolm	OF	L/R	5-10/175	Jr.-JC	Madison, Miss./Hinds CC
29	Ryne Rodriguez	LHP	L/L	6-2/185	So.-JC	Fort Worth, Texas./Weatherford College
31	Corey Braun	LHP	L/L	6-2/195	Jr.-JC	Seminole, Fla./Santa Fe College
32	Gunnar Dennis	LHP	L/L	6-3/220	Jr.-JC	Pearl, Miss./Meridian CC
33	Xavier Rivas	LHP	L/L	6-4/235	Sr.-1L	Portage, Ind./Indianapolis
34	Eli Berch	C	R/R	6-0/215	So.-JC	Bixby, Okla./Chipola College
35	Will Furniss	IF	L/R	6-4/255	So.-1L	Nacogdoches, Texas/Nacogdoches
37	Mason Morris	RHP/IF	R/R	6-4/220	So.-1L	Tupelo, Miss./Tupelo
38	Patrick Galle	RHP	R/R	6-2/215	Fr.-RS	Biloxi, Miss./Biloxi
39	Gabe Smith	RHP	L/R	6-5/240	Fr.-HS	Edwardsville, Ill./Father McGivney Catholic
40	Wes Mendes	LHP/OF	R/L	6-1/195	Fr.-HS	Tampa, Fla./Tampa Jesuit
43	Cole Ketchum	RHP	R/R	6-1/205	So.-1L	West Point, Miss./Heritage Academy
44	Cole Tolbert	RHP	R/R	6-4/200	Jr.-1L	Laurel, Miss./Pearl River CC
45	Mason Nichols	RHP	R/R	6-5/220	Jr.-2L	Jackson, Miss./Jackson Prep
46	Brayden Jones	RHP	R/R	6-0/205	So.-1L	Madison, Miss./Madison-Ridgeland Academy
47	Sam Tookoian	RHP	R/R	6-5/265	So.-1L	Fresno, Calif./Buchanan
50	Taylor Rabe	RHP	R/R	6-5/210	Fr.-HS	Greenville, S.C./Greenville Senior
51	Hudson Calhoun	RHP	R/R	6-4/195	Fr.-HS	Tupelo, Miss./McCallie
52	Hudson Mattox	RHP/UT	R/R	6-3/210	Fr.-HS	Grenada, Miss./Kirk Academy
54	Austin Simmons	LHP	L/L	6-4/215	Fr.-HS	Pinecrest, Fla./True North Classical Academy

* - Has an additional year of eligibility due to COVID-19 pandemic

ALPHABETICAL

NO.	NAME	PRONUNCIATION
34	Berch, Eli	
5	Bianco, Mike	BEE-ain-co
31	Braun, Corey	
6	Burford, Reagan	
51	Calhoun, Hudson	
13	Carmack, Kyler	
28	Chisolm, Connor	
30	Clement, Mike	CLEM-et
32	Dennis, Gunnar	
19	Doyle, Liam	
26	Elliott, Hunter	
4	Farni, Seth	
3	Fischer, Andrew	"Fisher"
35	Furniss, Will	
38	Galle, Patrick	GAL-ay
8	Gatlin, Bo	
10	Groff, Ethan	
7	Hill, Luke	
1	Hughes, Treyson	
46	Jones, Brayden	
43	Ketchum, Cole	
17	Kramer, John	
9	Lege, Ethan	LAY-jay
24	Lyons, Trenton	
2	Maddox, Riley	
23	Mallitz, Josh	MAL-its
16	Markle, Drew	
52	Mattox, Hudson	
40	Mendes, Wes	MEN-dez
37	Morris, Mason	
18	Murrell, Mitch	
45	Nichols, Mason	
21	Quinn, JT	
50	Rabe, Taylor	
14	Randle, Brayden	
33	Rivas, Xavier	REE-vas
29	Rodriguez, Ryne	"Ryan"
20	Ross, Jackson	
25	Saunier, Grayson	SAWN-yay
54	Simmons, Austin	
39	Smith, Gabe	
12	Smithwick, Campbell	
22	Spencer, Connor	
44	Tolbert, Cole	
47	Tookoian, Sam	TWO-koy-ahn
27	Utermark, Judd	YOU-ter-mark

COACHING AND SUPPORT STAFF

NO.	NAME	POSITION	AT OLE MISS	ALMA MATER (YEAR)
5	Mike Bianco	Head Coach	24th Season	LSU (1989)
15	Carl Lafferty	Assistant Coach	18th Season	Ole Miss (2004)
30	Mike Clement	Assistant Coach	10th Season	Morningside (2002)
36	Chris Cleary	Volunteer Assistant Coach	6th Season	Menlo (2012)
	Sam Slavik	Director of Operations	4th Season	Cincinnati (2011)
	Chris Goudoras	Director of Analytics	7th Season	Bentley (2015)
	Josh Porter	Senior Athletic Trainer	12th Season	UNCG (2007)
	John Carello	Strength and Conditioning	3rd Season	Kean University (2019)

BY STATE

NO.	STATE	NO.	STATE
1	Arkansas	1	Missouri
1	California	1	New Hampshire
7	Florida	1	New Jersey
1	Georgia	1	North Carolina
1	Illinois	1	Oklahoma
1	Indiana	1	South Carolina
2	Louisiana	3	Tennessee
17	Mississippi	4	Texas

GET US STARTED

In Ole Miss' series win over No. 2 Texas A&M, the starting pitching set the tone for the Rebels, keeping one of the best offenses in the country down. Riley Maddox, Liam Doyle, and Mason Nichols combined for 19 strikeouts and allowed just four earned runs on 13 hits over 17 innings of work. The three posted a 2.12 ERA over their three outings.

Maddox laid the ground in game one with his third quality start of the season, working six innings and allowing just two earned runs while striking out seven batters. Doyle earned the win in game two with a quality start of his own, working six innings and allowing just one earned run while also striking out seven.

Nichols worked five innings on Sunday, allowing just one earned run on three hits while striking out a career-high five batters.

CLIMBING THE HILL

Luke Hill has caught fire at the plate over the last month, hitting .370 (27-73) over his last 19 games. He has also scored 14 runs, driven in 12 and drawn nine walks during that stretch. The sophomore has six multi-hit games and has scored at least once in seven of 12 games in the month of May.

GONE FISHING

Andrew Fischer became just the fourth Rebel in program history to hit 20 home runs in a season last Tuesday against Southern Miss. His first-inning blast gave him sole possession of third place on the single-season home run list.

Earlier this month, Fischer became the first Rebel since Logan Power in 2007 to hit a home run in four straight games. He went yard in all three games against Auburn and for a fourth time against Murray State.

Ole Miss Single-Season Home Run Record

1. Tim Elko, 2022	24
2. Jason Huisman, 1998	21
Brian Pettway, 2005	21
3. Andrew Fischer, 2024	20
4. Kemp Alderman, 2023	19
5. Michael Rosamond, 1999	18
Stephen Head, 2005	18
6. David Dellucci, 1995	17
Cody Overbeck, 2008	17

WALKING TALL

Jackson Ross' 55 walks this season are the most free passes by a Rebel since 2019 when Thomas Dillard set the program record with 61. Ross leads the SEC and is seventh in the NCAA in walks. He is currently averaging one walk per game and has covered 4,960 feet in just walks.

Ole Miss Single-Season Walks Record

1. Thomas Dillard, 2019	61
2. Pat Ball, 1977	59
3. Jordan Henry, 2009	56
4. Jackson Ross, 2024	55
5. Burney Hutchinson, 2001	53
6. Jacob Gonzalez, 2022	50
7. Thomas Dillard, 2018	49

1,000 WINS AND COUNTING

Ole Miss head baseball coach Mike Bianco became one of only 11 active NCAA DI coaches with 1,000 career wins on April 20, 2024 as the Rebels defeated Georgia in game two of a doubleheader in Athens. He is also now the 98th head coach in NCAA history to reach the mark.

On his road to 1,000 wins, Bianco has delivered 18 postseason appearances, including eight Super Regional berths, a pair of trips to the College World Series, and the first national championship in program history. He has racked up 906 victories at Ole Miss and holds a 1,006-613 overall record for his career. His 906 wins at Ole Miss are the most in Rebel baseball history and rank third all-time among coaches in

THE REBELS' RECORD WHEN...

Category	Overall	SEC
Overall	27-28	11-19
Home	19-12	7-8
Away	7-15	4-11
Neutral	1-1	0-0
vs. Ranked teams	10-17	9-15
Day games	14-15	4-11
Night (5 p.m. or later) games	13-13	7-8
In February	6-4	0-0
In March	12-7	3-6
In April	5-9	4-7
In May	4-8	4-5
In June	0-0	0-0
vs. Left-handed starters	6-15	3-9
vs. Right-handed starters	21-13	8-10
One-run games	8-1	6-1
Two-run games	2-3	0-2
5+ run games	13-16	3-12
In extra innings	2-1	1-0
Shutouts	0-3	0-3
Scoring first	18-12	7-6
Scoring in 1st inning	14-8	5-4
Scoring 0-2 runs	0-12	0-9
Scoring 3-5 runs	8-11	4-7
Scoring 6-9 runs	6-5	2-3
Scoring 10 or more runs	13-0	5-0
Leading after six innings	22-1	8-0
Tied after six innings	3-4	1-3
Trailing after six innings	2-23	2-16
Leading after seven innings	16-0	6-0
Tied after seven innings	4-2	2-0
Trailing after seven innings	2-21	2-15
Leading after eight innings	17-0	7-0
Tied after eight innings	3-1	2-0
Trailing after eight innings	2-21	1-14
Outhitting the opponent	21-3	10-1
Outhit by the opponent	5-24	1-18
Same number of hits as opponent	1-1	0-0
Hitting a home run	23-16	10-10
Not hitting a home run	4-12	1-9
Allowing a home run	12-23	6-18
Not allowing a home run	15-5	5-1
Making no errors	9-10	2-7
Making one error	11-10	5-7
Making two or more errors	7-8	4-5
Opponent makes no errors	9-16	3-12
Opponent makes one error	9-9	6-6
Opponent makes two or more errors	9-3	2-1
In navy jerseys	3-4	1-2
In red jerseys	8-10	6-7
In pinstripe jerseys	9-3	0-0
In powder blue jerseys	3-8	1-8
In cream jerseys	4-3	3-2

IN THE DUGOUT/WHERE THEY ARE ON THE FIELD



Mike Bianco
Mound Visits/Dugout



Carl Lafferty
Bullpen/Dugout



Mike Clement
3rd Base/Dugout



Chris Cleary
1st Base/Dugout

the SEC.

DOYLE RULES

Liam Doyle has struck out seven or more batters in six of his 11 starts this season. In each of those six starts, he has issued one or less walks and worked through 4+ innings.

Doyle struck out 10 batters in each of his first two SEC starts, becoming the first Rebel since Dylan DeLucia in 2022 to post multiple double-digit strikeout games in a season. He is also the first Rebel since Doug Nikhazy in 2021 to have double-digit strikeouts in consecutive outings.

STEALING YOUR HEART

The Rebels have stolen 50 bases so far this season, surpassing their entire season total from both 2023 and 2022. Since setting a new single-season program record in 2019 (93), Ole Miss had not stolen more than 44 bases in a season.

Ethan Groff has stolen 15 bases in 2024, having not been caught yet. Luke Hill is 12-for-15 in stolen base attempts.

GETTING THEIR STEPS IN

Ole Miss is ranked 21st in the NCAA in walks with 299 free passes in 55 games. The Rebels are averaging 5.44 walks per game and are one of four teams from the SEC in the top-25 (South Carolina, Texas A&M, Georgia, Ole Miss).

During their series against High Point, the Rebels set a new single-game program record for walks with 19 in game three.

BOMB SQUAD

The Rebels hit 10 home runs in their three-game series against High Point, doing something that has only been done once before in the Mike Bianco Era. The last time an Ole Miss team hit 10 or more home runs in a three-game series was in 2020 against Princeton just before the season was canceled due to the COVID-19 pandemic. Prior to 2020, the feat had

not been accomplished since 1998.

POWER CYCLE

In their 25-2 win over High Point, the Rebels accomplished the incredibly rare feat of completing the home run cycle in just the first inning. Ethan Groff led off the inning with a solo home run followed by a grand slam by Will Furniss. With one out in the inning, Reagan Burford hit a two-RBI home run and then Jackson Ross completed the cycle with a two-out, three-RBI shot five batters later.

RUNNING AWAY WITH IT

Ole Miss scored 25 runs against High Point in the series finale, falling just three runs short of the single-game record set in 1989. Their 25 runs were the most scored in one game since March 20, 2019 against Arkansas-Pine Bluff (W, 25-0). It was just the sixth time in the last six seasons that the Rebels have broken the 20-run mark in a game.

They scored 11 runs in just the first inning of play, the most in a single inning since April 26, 2018 against LSU. In total, 15 hitters came to the plate, seven had hits in the inning, five drew walks, and five drove in runs.

WELCOME TO THE SHOW

Eight freshmen made their collegiate debut over the Rebels' opening weekend in Hawaii. Trenton Lyons, Drew Markle and Campbell Smithwick all tallied their first career hits at the plate. Seth Farni and Brayden Randle also saw action as pinch hitters for Ole Miss. On the mound, Patrick Galle, Wes Mendes and Austin Simmons combined for 4.1 innings without surrendering a hit. Mendes struck out four batters in 3.0 innings of work, picking up the save in Saturday's victory over the Rainbow Warriors. Simmons, a standout dual-sport athlete with the Ole Miss football team, pitched a perfect inning, striking out two of the three batters he faced.

ALL-AMERICAN IN THE OUTFIELD

Treyson Hughes was named a 2024 Preseason All-American by the NCBWA, making the Third Team in the

REBELS IN THE SEC/NCAA			
TEAM	VALUE	SEC	NCAA
Base on Balls	299	4	21
Doubles	86	12	209
Earned Run Average	5.95	13	139
Hits	463	13	213
Hits Allowed Per Nine Innings	9.52	13	115
Home Runs	75	9	76
Home Runs Per Game	1.36	10	86
On Base Percentage	.374	13	191
Runs	343	13	171
Sacrifice Flies	34	1	12
Scoring	6.2	13	199
Slugging Percentage	.438	13	153
Stolen Bases	50	8	179
Strikeout-to-Walk Ratio	2.16	13	64
Strikeouts Per Nine Innings	10.2	9	22
Triples	7	9	203
WHIP	1.58	13	130
W/L Percentage	.491	13	156
Walks Allowed Per Nine Innings	4.69	14	147
INDIVIDUAL			
J. Ross: Base on Balls	55	1	7
J. Ross: Base on Balls Per Game	1.00	2	14
J. Ross: Sac Flies	5	1	98
A. Fischer: Home Runs	20	8	36
A. Fischer: Home Runs Per Game	0.37	10	55
A. Fischer: RBI	57	12	117
A. Fischer: Slugging Percentage	.652	18	141
A. Fischer: Total Bases	133	12	103
E. Lege: Sac Flies	5	1	98
E. Lege: Slugging Percentage	.645	19	158
E. Lege: Toughest to Strikeout	9.7	3	64
L. Doyle: Strikeouts	81	12	99
C. Spencer: Saves	7	1	43

RANKINGS ROUNDUP																	
	Preseason	1	2	3	4	5	6	7	8	9	10	11	12	13	14	15	Final
Baseball America	--	--	--	--	--	--	17	22	--	--	--	--	--	--	--	--	--
D1Baseball	--	--	--	--	--	--	RV	--	--	--	--	--	--	--	--	--	--
NCBWA	--	--	--	--	--	--	RV	RV	--	--	--	--	--	--	--	--	--
Perfect Game	--	--	--	--	--	--	--	--	--	--	--	--	--	--	--	--	--
USA Today	--	--	--	--	--	--	RV	--	--	--	--	--	--	--	RV	--	--

outfield.

Hughes is a junior transfer who played his first two seasons at Mercer where he played in 115 games for the Bears. The Georgia native boasts a career .352 batting average with 105 total RBI and 127 runs scored over two seasons.

Last season, he hit .387 and set a new single-season runs scored record at Mercer, crossing the plate 74 times in 58 games. Hughes led the Southern Conference in on-base percentage and runs scored, earning 2023 First Team All-SoCon and SoCon All-Tournament team honors.

BIG MAL IS BACK

Josh Mallitz was named to the 2024 Stopper of the Year Watch List, opening the season among the nation's best in the bullpen.

Mallitz returns to the mound this season after sitting out the entirety of the 2023 season recovering from

injury.

In 2022, the Florida native was an integral part of the team's national championship run, posting a 1.45 ERA over 31 innings of work. He held opponents to a .171 batting average while racking up 48 strikeouts.

Mallitz made five appearances during the team's post-season run, allowing just one run while striking out 18 over 10.2 innings. In game one of the College World Series Final, Mallitz worked two innings and struck out four Sooners.

TRANSFER TO THE SIP

D1Baseball ranked Ole Miss' 2024 transfer class the No. 7 class in the country and No. 5 in the SEC back in January. Five new Rebels were ranked in the top-70 in the publication's 2024 Impact Transfer rankings including Treyson Hughes (No. 11), Andrew Fischer (No. 17), and Luke Hill (No. 20) who were all ranked in the top 20.

THE LAST TIME...

Ole Miss

Shut out an Opponent.....February 18, 2023 vs. Delaware, (W, 10-0, 8 inn.)
Completed a three-game sweep March 8-10, 2024 vs. Morehead State (W, 10-3, 13-1 (7), 6-5)
Swept a Ranked Opponent.....May 13-15 2022 at LSU (W, 5-3, 11-1, 8-5)
Scored 15+ RunsFebruary 25, 2024 vs. High Point (W, 25-2)
Scored 20+ RunsFebruary 25, 2024 vs. High Point (W, 25-2)
Scored 25+ RunsFebruary 25, 2024 vs. High Point (W, 25-2)
Scored 9 runs in one inningFebruary 25, 2024 vs. High Point (1st inning, 11 runs, W, 25-2)
Scored 10 runs in one inningFebruary 25, 2024 vs. High Point (1st inning, 11 runs, W, 25-2)
Had 20+ Hits.....June 2, 2019 vs. Jacksonville State (W, 19-4, 20 hits)
Hit 2+ home runs in one inning.....May 5, 2024 at Auburn (A. Fischer, T. Hughes, 1st inning)
Defeated a No. 1 ranked team.....April 10, 2021 vs. #1 Arkansas (W, 13-6)
Defeated a Top 5 ranked team.....May 11, 2024 vs. #2 Texas A&M (W, 10-2)
Defeated a Top 10 ranked team.....May 11, 2024 vs. #2 Texas A&M (W, 10-2)
Won a series over a Top 5 ranked team.....May 10-12, 2024 vs. #2 Texas A&M
Won a series over Top 10 ranked team.....May 10-12, 2024 vs. #2 Texas A&M
Every starter recorded at least one hit, one RBI and one run.....April 21, 2015 vs. Central Arkansas (W, 18-4)
Had a walk-off victoryApril 14, 2024 vs. Mississippi State (W, 14-2, 7 inn.)
Rallied from a 5-run deficit for a victory.....May 2, 2023 vs. Little Rock (Trailed 7-2, Won 12-10)
Rallied in the ninth for a victory.....May 4, 2024 at Auburn (Tied 4-4, Won 5-4)

A Rebel

Hit two home runs in a game.....Ethan Lege, April 14, 2024 vs. Mississippi State (2)
Hit two home runs in the same inning.....Nick Fortes, May 2, 2017 vs. ULM (6th inning)
Hit three home runs in a game.....Andrew Fischer, March 16, 2024 vs. South Carolina (3)
Hit a grand slam.....Calvin Harris, May 6, 2023 at Missouri
Teammates hit a grand slam in the same game.....Kevin Graham and Tim Elko, March 2, 2022 vs. ULM
Hit a lead-off home run to begin the gameEthan Groff, February 25, 2024 vs. High Point
Hit a pinch-hit home runTreyson Hughes, May 8, 2024 vs. Murray State
Had five hits in a gameKevin Graham, May 8, 2022 vs. Missouri (5)
Had six hits in a game.....Tommy Nichols, April 5, 1967 vs. Delta State
Had six RBI in a game.....Calvin Harris, May 6, 2023 at Missouri (10)
Had eight RBI in a game.....Calvin Harris, May 6, 2023 at Missouri (10)
Had 10 RBI in a game.....Calvin Harris, May 6, 2023 at Missouri (10)
Hit back-to-back HRs.....Ethan Lege & Will Furniss, April 26, 2024 vs. #18 Alabama
Had a walk-off hit/plate appearanceWill Furniss, April 14, 2024 vs. Mississippi State (W, 14-2 (7))
Hit a walk-off HR.....Will Furniss, April 14, 2024 vs. Mississippi State (W, 14-2 (7))
Struck out 10 hitters in a game.....Liam Doyle, March 23, 2024 at Tennessee (10)
Struck out 10 hitters in his debut.....Will Ethridge, Feb. 21, 2017 vs. Arkansas State
Reliever recorded at least 10 strikeoutsWill Ethridge (10), April 12, 2018 vs. Arkansas
Threw a nine-inning complete game.....Dylan DeLucia, June 23, 2022 vs. Arkansas (W, 2-0)
Threw a perfect gameNone
Threw a no-hitter.....Doug Nikhazy, Drew McDaniel and Jackson Kimbrell, Feb. 21, 2020 vs. Xavier (W, 13-0)
Threw a one-hitter.....Doug Nikhazy, Apr. 17, 2021 at #3 Mississippi State (W, 9-0)
Threw a two-hitterGunnar Hoglund, Austin Miller and Cole Baker, Feb. 22, 2020 vs. Xavier (W, 9-0)

REBEL RECOGNITION

- KYLER CARMACK**
• D1Baseball 2024 Impact Transfer (65)
- LIAM DOYLE**
• Perfect Game Top-100 Sophomores (84)
• D1 Baseball Top-100 2025 MLB Draft Prospects (91)
- HUNTER ELLIOTT**
• D1 Baseball Top-200 2024 MLB Draft Prospects (134)
- ANDREW FISCHER**
• D1Baseball 2024 Impact Transfer (17)
• Perfect Game Top-100 Sophomores (33)
• D1 Baseball Top-100 2025 MLB Draft Prospects (40)
- LUKE HILL**
• D1Baseball 2024 Impact Transfer (20)
• Perfect Game Top-100 Sophomores (51)
• D1 Baseball Top-100 2025 MLB Draft Prospects (38)
- TREYSON HUGHES**
• D1Baseball 2024 Impact Transfer (11)
• NCBWA Preseason All-America Third Team
• D1 Baseball Top-200 2024 MLB Draft Prospects (190)
- JOSH MALLITZ**
• 2024 Stopper of the Year Watch List
- WES MENDES**
• Perfect Game Top-75 Freshmen (25)
- JT QUINN**
• Perfect Game Top-100 Sophomores (13)
• D1 Baseball Top-100 2025 MLB Draft Prospects (27)
- XAVIER RIVAS**
• D1 Baseball Top-200 2024 MLB Draft Prospects (196)
- JACKSON ROSS**
• D1Baseball 2024 Impact Transfer (25)
- GRAYSON SAUNIER**
• Perfect Game Top-100 Sophomores (44)
• D1 Baseball Top-100 2025 MLB Draft Prospects (57)
- CAMPBELL SMITHWICK**
• Perfect Game Top-75 Freshmen (18)

Jackson Ross and Kyler Carmack were also included on the list at No. 25 and No. 65 respectfully.

WHAT SOPHOMORE SLUMP?

Ole Miss has five sophomores ranked in D1Baseball's Top-100 2025 MLB Draft Prospects, something that no other program in the country can claim.

JT Quinn leads the way coming in at No. 27, followed by Luke Hill (No. 38), Andrew Fischer (No. 40), Grayson Saunier (No. 57), and Liam Doyle (No. 91).

YOUNG GUNS

220.2 innings (48 percent) of Ole Miss' innings on the mound in 2023 were thrown by freshmen. Seven freshmen pitched at least seven innings and five pitched 25 or more innings. JT Quinn lead the youngsters with 55.1 innings worked, followed by Grayson Saunier who pitched 46.

Both Quinn and Saunier, along with Brayden Jones, Sam Tookoian, and Mason Morris return to the staff this season and will play integral parts on the Rebels' pitching staff.

MISSISSIPPI MADE

Of the 44 players on Ole Miss' roster in 2024, 17 of them hail from the state of Mississippi (38.6 percent). Overall, 16 different states are represented on the roster, ranging from California to New Hampshire.

MISCELLANEOUS STATS

Multiple Hit Games						Multiple RBI Games					
	2	3	4	5+	Total		2	3	4	5+	Total
3 Andrew Fischer	14	4	-	-	18	3 Andrew Fischer	10	3	1	3	17
7 Luke Hill	13	2	-	-	15	20 Jackson Ross	12	2	-	1	15
10 Ethan Groff	10	4	-	-	14	9 Ethan Lege	7	4	-	-	11
20 Jackson Ross	8	4	-	-	12	1 Treyson Hughes	7	2	-	-	9
9 Ethan Lege	7	5	-	-	12	35 Will Furniss	3	2	1	1	7
35 Will Furniss	4	1	1	-	6	10 Ethan Groff	5	2	-	-	7
1 Treyson Hughes	4	2	-	-	6	7 Luke Hill	4	2	-	-	6
14 Brayden Randle	3	1	-	-	4	6 Reagan Burford	1	2	-	-	3
6 Reagan Burford	4	-	-	-	4	14 Brayden Randle	3	-	-	-	3
27 Judd Utermark	2	1	-	-	3	27 Judd Utermark	2	-	-	-	2
34 Eli Berch	2	1	-	-	3	12 Campbell Smithwic	-	1	-	-	1
12 Campbell Smithwic	1	1	1	-	3	8 Bo Gatlin	-	1	-	-	1
8 Bo Gatlin	3	-	-	-	3	24 Trenton Lyons	1	-	-	-	1
TEAM	75	26	2	0	103	34 Eli Berch	1	-	-	-	1
						TEAM	56	21	2	5	84

Hitting Streaks			Reached Base Streaks		
	Longest	Current		Longest	Current
10 Ethan Groff	8	1	9 Ethan Lege	22	3
20 Jackson Ross	8	1	7 Luke Hill	20	20
7 Luke Hill	8	2	20 Jackson Ross	20	1
27 Judd Utermark	7	-	10 Ethan Groff	18	1
3 Andrew Fischer	7	2	3 Andrew Fischer	15	2
12 Campbell Smithwic	6	-	27 Judd Utermark	13	-
1 Treyson Hughes	6	-	35 Will Furniss	11	1
6 Reagan Burford	5	1	14 Brayden Randle	10	-
35 Will Furniss	5	1	1 Treyson Hughes	9	-
9 Ethan Lege	5	-	12 Campbell Smithwic	8	3
14 Brayden Randle	4	-	6 Reagan Burford	6	1
34 Eli Berch	3	-	8 Bo Gatlin	6	-
24 Trenton Lyons	3	1	24 Trenton Lyons	4	1
8 Bo Gatlin	3	-	34 Eli Berch	4	4
16 Drew Maride	1	-	16 Drew Maride	2	-
4 Seth Farni	1	-	17 John Kramer	1	-
			4 Seth Farni	1	-

AROUND THE SEC

SEC STANDINGS

(Week 15)

East	SEC	Pct.	Overall	Pct.	Last 10	Streak
Tennessee	22-8	.733	46-10	.821	8-2	W4
Kentucky	22-8	.733	39-12	.765	6-4	L1
Georgia	17-13	.567	39-14	.736	8-2	L2
Vanderbilt	13-17	.433	35-20	.636	3-7	W1
Florida	13-17	.433	28-26	.519	5-5	W2
South Carolina	13-17	.433	33-21	.611	3-7	L6
Missouri	9-21	.300	23-32	.418	4-6	W1

West	SEC	Pct.	Overall	Pct.	Last 10	Streak
Arkansas	20-10	.667	43-12	.782	5-5	L1
Texas A&M	19-11	.633	44-11	.800	5-5	W1
Mississippi State	17-13	.567	36-19	.655	6-4	L1
Alabama	13-17	.433	33-21	.611	5-5	W1
LSU	13-17	.433	36-20	.643	7-3	W3
Ole Miss	11-19	.367	27-28	.491	3-7	L5
Auburn	8-22	.267	27-26	.509	6-4	L1

PLAYER OF THE WEEK

Week 1	Slate Alford, Georgia
	Hayden Travinski, LSU
Week 2	Charlie Condon, Georgia
Week 3	Billy Amick, Tennessee
Week 4	Dakota Jordan, Mississippi State
	Charlie Condon, Georgia
Week 5	Alan Espinal, Vanderbilt
Week 6	Corey Collins, Georgia
Week 7	Braden Montgomery, Texas A&M
Week 8	Christian Moore, Tennessee
	Jayden Davis, Vanderbilt
Week 9	Charlie Condon, Georgia
Week 10	Christian Moore, Tennessee
Week 11	Justin Lebron, Alabama
Week 12	Cole Messina, South Carolina
Week 13	Tre Phelps, Georgia
Week 14	Luke Heyman, Florida
	Tommy White, LSU

PITCHER OF THE WEEK

Week 1	Carson Myers, Auburn
	AJ Causey, Tennessee
Week 2	Hagen Smith, Arkansas
Week 3	Luke Holman, LSU
	Jac Caglianone, Florida
Week 4	Devin Futrell, Vanderbilt
Week 5	Brandon Neely, Florida
Week 6	Hagen Smith, Arkansas
	Justin Lampkin, Texas A&M
Week 7	Bryce Cunningham, Vanderbilt
Week 8	Dominic Niman, Kentucky
Week 9	Zane Adams, Alabama
	Chris Cortez, Texas A&M
Week 10	Gage Jump, LSU
Week 11	Bryce Cunningham, Vanderbilt
Week 12	Leighton Finley, Georgia
Week 13	Shane Sdao, Texas A&M
	JD Thompson, Vanderbilt
Week 14	Ryan Prager, Texas A&M

FRESHMAN OF THE WEEK

Week 1	Justin Lebron, Alabama
Week 2	Colin Fisher, Arkansas
	Liam Peterson, Florida
Week 3	Camden Kozeal, Vanderbilt
Week 4	Dean Curley, Tennessee
Week 5	Nolan Stevens, Mississippi State
Week 6	Tyler Pitzer, South Carolina
Week 7	Luke McNeillie, Florida
Week 8	Nolan Souza, Arkansas
Week 9	Gavin Grahovac, Texas A&M
Week 10	Gavin Grahovac, Texas A&M
Week 11	Caden Sorrell, Texas A&M
Week 12	Steven Milam, LSU
Week 13	Gabe Gaeckle, Arkansas
Week 14	Liam Peterson, Florida

MIKE BIANCO

RUN DOWN

Ole Miss named Mike Bianco head coach of the Rebel baseball program on June 7, 2000. Since then, Bianco has become the winningest coach in program history, led the Rebels to the only national championship in program history and established Ole Miss as one of the premier programs in college baseball.

In 23 seasons leading the program, Bianco has delivered 18 postseason appearances, including eight Super Regional berths and a pair of trips to the College World Series. He has racked up 879 victories, holding a 879-514-1 (.631) record. Those wins are the most in Rebel baseball history and rank second all-time among coaches in the SEC. He also stands as the winningest and longest-active coach in the SEC among the sports of baseball, men's basketball and football. The Rebels have reached the 30-win plateau in all but one of Bianco's 22 full seasons, including 10 40-win campaigns, proving that the Rebels don't rebuild under Bianco—they reload.

To become the all-time winningest coach in Ole Miss history, Bianco passed Rebel legend Jake Gibbs with his 486th win on March 9, 2013, against Lipscomb in non-conference action. When his Rebels defeated Texas A&M 13-3 on Friday, April 26, Bianco won his 739th game as the head coach in Oxford, moving him to third all-time in SEC history ahead of South Carolina's Ray Tanner.

A road SEC win at Texas A&M on May 8, 2021 gave Bianco 900 for his career, including 800 in a Rebel uniform to become one of 16 active head coaches with 900 career victories and one of just two in the SEC alongside LSU's Paul Mainieri and Arkansas' Dave Van Horn. The SEC's winningest active coach joined Ron Polk and Skip Bertman as the only coaches in conference history with 800 wins.

The winning tradition has led to a wealth of success in the nation's strongest baseball conference. Under Bianco, the Rebels have won four SEC Western Division titles, two SEC Tournament titles and one SEC regular-season championship, coming in 2009. Ole Miss captured the SEC Tournament title in 2006 and again in 2018. The Rebels also won the SEC West crown in 2018, becoming just the second in program history to win both a divisional and tournament title in the same season.

National Champion Rebels

In a career that has been filled with memorable seasons, the pinnacle without a doubt came during the 2022 campaign. Once sitting at 7-14 in the SEC and left for dead by fans and media across the country, Bianco's Rebels responded with one of the most miraculous turnarounds in college baseball history to not only right the ship, but finish on top.

Ole Miss finished 7-2 over its last three SEC series, including its first-ever sweep over LSU in Baton Rouge, to bolster its resume and ultimately garner the very last bid into the NCAA Tournament.

Despite Rebel captain Tim Elko's warning of "don't let the Rebs get hot," the college baseball world did just that. Once in the postseason, the Rebels never looked back, cruising through three-straight wins to claim the Coral Gables Regional and topping Southern Miss in the Hattiesburg Super Regional to advance to Omaha for the second time under Bianco.

Even at the College World Series, the Rebels couldn't be cooled down as Ole Miss defeated Auburn and took down Arkansas twice to advance to the championship series against Oklahoma. After Bianco's bunch eased past the Sooners in game one, an eighth-inning rally sealed the deal, securing the program's first national championship.

Following the triumphant season, the longtime Rebel skipper was tabbed the National Coach of the Year by D1Baseball, USA Baseball, the ABCA, and Collegiate

Baseball. It was the second season in which Bianco was named the national coach of the year, receiving the honor from Collegiate Baseball after leading Ole Miss to a 16-1 start to the 2020 season prior to the halting of play due to the COVID-19 pandemic.

MLB Rebs

The excellence on the field has not gone unnoticed over the past 22 seasons under Bianco. The Rebels have seen 126 Major League Baseball draft picks in that time, including a combined 27 in the past five seasons.

At least three Rebels have been selected in each of the past 18 full seasons of the Bianco Era. Prior to Bianco's arrival, Ole Miss eclipsed four draftees just three times.

In the Bianco Era, Rebel pitchers have accounted for 71 selections in the MLB Draft, including three first-rounders. Drew Pomeranz was selected fifth overall in 2010, becoming the highest-selected Rebel ever, part of a class that featured five Ole Miss pitchers taken in the top 100 picks. Ryan Rolison joined Pomeranz as a first-round selection in 2018 when he was taken 22nd overall by the Colorado Rockies. Gunnar Hoglund became the third Rebel pitcher coached by Bianco selected in the first round, earning the No. 19 pick from the Toronto Blue Jays.

Bianco has also tutored 19 catchers who have gone on to sign professional contracts. In 2018 and 2019, three Rebels were drafted as catchers in the top six rounds. Nick Fortes signed with the Miami Marlins after they chose him in the fourth round in 2018, while Thomas Dillard (5th Round - Milwaukee Brewers) and Cooper Johnson (6th Round - Detroit Tigers) were quickly taken off the board in 2019. Hayden Dunhurst added to the recent run of Rebel backstops drafted highly in 2022, being selected in the sixth round by the Kansas City Royals.

In his 28 years as either an assistant or head coach at Northwestern State, LSU, McNeese State and Ole Miss, Bianco has coached 166 players who have gone on to sign professional contracts. Among those 166 players, 32 have made Major League rosters, including 21 Rebels in the past 22 seasons.

T.J. Beam (New York Yankees) was the first player from the Bianco Era to be called up in 2006, followed by Seth Smith (Colorado) in 2007 and Matt Tolbert (Minnesota) in 2008. Chris Coghlan (Florida) was named the 2009 National League Rookie of the Year, while Matt Maloney (Cincinnati) made his MLB debut that same season. Alex Presley (Pittsburgh) became the sixth Bianco-coached Rebel to get the call to the majors in 2010.

Right-hander Lance Lynn (St. Louis), shortstop Zack Cozart (Cincinnati) and left-hander Drew Pomeranz (Colorado) became the next crop of player to make their Major League debuts, getting the call to the big leagues in 2011. Those call ups gave the Rebels eight players active in the Majors in the 2011 season, the second most of any Southeastern Conference team that season. Seven players appeared on Major League rosters in the 2013 season, including the call up of right-hander Phillip Irwin (Pittsburgh) that year. Right-hander Aaron Barrett (Washington) made his Major League debut on March 31, 2014.

Matt Tracy was called up to the big leagues by the New York Yankees, April 11, 2015, and made his debut later that day. Just over one month later, another former Rebel pitcher made his Major League debut as David Goforth began pitching out of the bullpen for the Milwaukee Brewers. In 2016, Mike Mayers (St. Louis) became the 14th Bianco-coached Rebel to see his big league dream come true, earning a start for the Cardinals against the Los Angeles Dodgers on Sunday Night Baseball.

Johnny Bench Award winner Stuart Turner saw his dream



QUICK HITS

POSITION	HEAD COACH
HOME TOWN	SEMINOLE, FLA.
ALMA MATER	LSU, 1989
CAREER RECORD	1006-613-1 (27 SEASONS)
OLE MISS RECORD	906-542-1 (24 SEASONS)

come true when he made the Cincinnati Reds roster to start the 2017 season. Less than a month into the season, the Oakland Athletics called up Bobby Wahl as the next Rebel to make his MLB debut. Braxton Lee earned MLB Reb when he earned a spot on the 2018 Opening Day roster for the Miami Marlins. Two more Rebels added their names to the MLB ranks in 2019 as pitchers Chris Ellis (Kansas City) and Jacob Waguespack (Toronto) toed the rubber in the bigs and former backstop Nick Fortes reached the majors in 2021, clobbering a home run in his debut with the Marlins. Chad Smith became the latest Rebel to make it to the "big leagues" in 2022, debuting for the Colorado Rockies.

Award-Winning Rebels

On the field, Bianco has established a tradition of developing some of the nation's top players, as the Rebels have seen a combined 92 selections to All-America and Freshman All-America teams over the past 22 seasons.

Three Rebels received All-American nods during Ole Miss' national championship campaign in 2022. College World Series Most Outstanding Player Dylan DeLucia was named a Third Team All-American by Baseball America, while three-time Rebel captain Tim Elko landed on the NCBWA's Third Team All-America squad. Rookie hurler Hunter Elliott received three different Freshman All-American designations, receiving plaudits from Collegiate Baseball, Perfect Game and D1Baseball.

During the 2021 campaign, Doug Nikhazy became the

program's fourth two-time All-American and its third unanimous All-American. Taylor Broadway and Jacob Gonzalez joined Nikhazy on the All-American teams, Gonzalez being just the second true freshman in program history, alongside Stephen Head, to be named an All-American. Gonzalez was also tabbed as a freshman All-American along with TJ McCants, giving Ole Miss two or more Freshman All-Americans for six consecutive seasons, a total of 14 in that span.

Ole Miss also became the first school to produce two different finalists for the Johnny Bench Award in consecutive seasons when Stuart Turner and Will Allen were named as finalists in 2013 and 2014, respectively. Turner claimed the award in 2013, becoming the first catcher in program history to be tabbed as the national catcher of the year. Nick Fortes and Hayden Dunhurst carried on the tradition in 2018 and 2021, earning Johnny Bench Award semifinalist nods.

Grae Kessinger added to the award-winning tradition in 2019. The Rebel legacy was named the Brooks Wallace Award Winner, given annually to the nation's top shortstop, becoming the first player in program history to win the award.

Another Rebel shortstop made history in 2021 when Jacob Gonzalez became the program's first National Freshman of the Year, bested by D1Baseball.

The Rebels have totaled 73 All-SEC nods under Bianco. Most recently, Gonzalez was the shortstop selection on the All-SEC First Team, while Elko's final collegiate season landed him on the All-SEC Second Team. Giving opposing hitters problems from the left side all season long, Hunter Elliott earned a Freshman All-SEC nod.

Bianco's Rebels have brought home a number of awards from the league office as well, including Stephen Head's SEC Player of the Year laurel in 2004, Drew Pomeranz earning SEC Pitcher of the Year honors in 2010 and the Rebels' trio of SEC Freshman of the Year winners: Seth Smith in 2002, Head in 2003 and Jordan Henry in 2007. In 2021, Tim Elko became the program's first SEC Scholar-Athlete of the Year.

Bianco has also coached five C Spire Ferriss Trophy winners, given annually to the best college baseball player in Mississippi. Head won it in 2004, followed by Brian Pettway in 2005, Scott Bittle in 2008, Pomeranz in 2010 and Auston Bousfield in 2014.

The Rebels have also celebrated great academic success under Bianco. Five of his Rebels have been named CoSIDA Academic All-District. The SEC's First-Year Academic Honor Roll has included 93 Bianco-coached Rebels, while 251 student-athletes have been selected to the SEC Academic Honor Roll.

National Treasure

Bianco's on-field accomplishments have been recognized nationally, as the Rebel skipper was tapped as the manager of the USA Collegiate National Team before the start of the 2022 season. Under Bianco, the boys in Red, White and Blue earned the Bronze Medal at Honkbalweek in Haarlem, Netherlands.

Three Rebel players joined Bianco on the Collegiate National Team, with Jacob Gonzalez and Hunter Elliott making the travel squad that competed in The Netherlands and Mason Nichols earning a spot on the initial Collegiate National Team training camp roster that competed in the Stars vs. Stripes intrasquad series in North Carolina.

Ole Miss has a strong history with Team USA. 12 Rebels have competed internationally for USA Baseball in the Bianco Era. Seth Smith and Stephen Head both competed for the 2003 edition of the Collegiate National Team. Zack Cozart made the national squad in 2006, and Cody Satterwhite and Lance Lynn kept that going in 2007.

Drew Pomeranz became the sixth Rebel to sport the American flag uniform in 2009, followed by Bobby Wahl in 2012 and Dallas Woolfolk in 2017. Parker Caracci carried on the tradition in 2018, earning a spot on the Team USA roster, where he posted a perfect 0.00 ERA with two saves and opposing batting average of .094 in 9.2 innings of work. Doug Nikhazy made it three straight seasons with a

Rebel arm wearing the Stars and Stripes, earning a spot on the 24-man roster for the 2019 summer.

Top Recruiter

Not only have fans and the media covering college baseball noticed Ole Miss' resurgence under Bianco, some of the top talent in the country is also taking a close look at the Rebels.

Seventeen of Bianco's 22 recruiting classes at Ole Miss have garnered top-20 national rankings, including 10 that have placed in the top-10. His first recruiting class was rated as one of the nation's 10 best by both Collegiate Baseball and Baseball America, including a No. 6 ranking by Collegiate Baseball.

The 2003 recruiting class was ranked No. 10 by Collegiate Baseball, while the 2011 class was ranked third nationally by Collegiate Baseball and fifth by Baseball America. It marked the first top-5 recruiting class for Bianco at Ole Miss. In the fall of 2016, Rebel Baseball earned the No. 1 ranking in national recruiting rankings by both Baseball America and D1Baseball.com. The top ranking was the first No. 1 recruiting class in the history of not only the baseball program but all of Ole Miss athletics.

Just when that 2016 class cycled through, the Rebels reloaded with another elite class. The 2019 Ole Miss class ranked No. 2 in the nation, highlighted by four prospects who were taken in the MLB Draft but chose instead to play in Oxford. The 2019 group included four of Perfect Game's top 50 prospects—the only class in the country of its kind. Bianco brought in another top-five class in 2022 with Perfect Game's No. 4 ranked recruiting class.

Foundation of Success

Bianco's winning ways can be traced back to his playing days. After spending two seasons at Indian River (Fla.) Community College, he played two seasons for Skip Bertman at perennial national-power LSU in 1988 and 1989. He was the starting catcher and team captain for the Tigers' 1989 team that finished third at the College World Series in Omaha, Nebraska. He homered in LSU's 6-3 win over Miami (Fla.) in the 1989 CWS to help advance the Tigers to the semifinals.

While working behind the plate for LSU, Bianco caught major league pitchers Ben McDonald, Russ Springer, Curtis Leskanic, John O'Donoghue, Chad Ogea and Paul Byrd.

His time behind the plate as a player would later benefit him as he served as LSU's pitching coach during three World Series championship teams in the 1990s. Bianco also worked with the pitchers during his three years as head coach at McNeese State, and continues to serve in that same capacity with the Rebels.

Omaha Experience

Following his playing career, he joined Jim Wells' (former head coach at Alabama) coaching staff at Northwestern State, where he served two seasons from 1991-1992 as a graduate assistant. He helped coach Northwestern State to a 1991 Southland Conference (SLC) championship and an appearance in the 1991 NCAA South I Regional.

He then returned to Baton Rouge where he joined Bertman's staff at LSU. In five seasons at LSU (1993-1997), the Tigers advanced to the College World Series four times and claimed three national championships. LSU also won three Southeastern Conference crowns and two SEC Tournament titles in that five-year span.

After the Tigers' 1997 College World Series title run, Bianco was named the head coach at McNeese State in July of that year.

Bianco Earns Head Coaching Experience

After seven seasons as an assistant at Northwestern (La.) State and LSU, Bianco received his first head coaching opportunity, taking over the reins of McNeese State.

He quickly displayed his abilities to develop a competitive program. In his first season with the Cowboys in 1998, he engineered an 11-game improvement from 1997, posting a 30-26 record - the first of three 30-win seasons. The

1998 season also saw the Cowboys rise to third in the conference standings and qualify for the SLC Tournament.

Following a 31-25 campaign in 1999, Bianco's 2000 team produced one of the most successful seasons in McNeese State history. The Cowboys finished 39-20, including winning a school-record 20 SLC games en route to claiming their first conference title since 1988, and making their third-ever appearance in the NCAA Regionals. In recognition, Bianco was named the SLC's Coach of the Year.

Bianco's 2000 McNeese State team raked in the individual postseason awards. Four Cowboys were named to the SLC's first team, including the conference's Hitter and Newcomer of the Year in Chris Williamson, and the SLC's Pitcher of the Year in Chris Howay.

Power hitting was the Cowboys' trademark under Bianco, as they hit 212 home runs in his three seasons, including a school-record 81 in 1999. His 2000 team batted .305 and set a new school standard for hits in a season with 600.

Personal Background

Bianco, 55, was born May 3, 1967, and is a native of Seminole, Florida. He is married to the former Camille Marquette, and the couple has five children: sons, Michael, Benjamin, Andrew and Samuel, and one daughter, Catherine.

Bianco was inducted into the Indian River Community College Hall of Fame in 2003. He was also named to the All-Alex Box Omaha Era Team by LSU in 2008. In 2010, Bianco was inducted into the Seminole High School Hall of Fame.

YEAR-BY-YEAR RECORD

Year	School	W-L	Conf.	NCAA
1998	McNeese State	30-26	--	
1999	McNeese State	31-25	--	
2000	McNeese State	39-20		Regional
2001	Ole Miss	39-23-1	17-13	Regional
2002	Ole Miss	37-19	14-16	--
2003	Ole Miss	35-27	17-13	Regional
2004	Ole Miss	39-21	18-12	Regional
2005	Ole Miss	48-20	18-12	Super Regional
2006	Ole Miss	44-22	17-13	Super Regional
2007	Ole Miss	40-25	16-14	Super Regional
2008	Ole Miss	39-26	15-15	Regional
2009	Ole Miss	44-20	20-10	Super Regional
2010	Ole Miss	39-24	16-14	Regional
2011	Ole Miss	30-25	13-17	--
2012	Ole Miss	37-26	14-16	Regional
2013	Ole Miss	38-24	15-15	Regional
2014	Ole Miss	48-21	19-11	CWS
2015	Ole Miss	30-28	15-14	Regional
2016	Ole Miss	43-19	18-12	Regional
2017	Ole Miss	32-25	14-16	--
2018	Ole Miss	48-17	18-12	Regional
2019	Ole Miss	41-27	16-14	Super Regional
2020	Ole Miss	16-1	0-0	N/A
2021	Ole Miss	44-20	18-12	Super Regional
2022	Ole Miss	42-23	14-16	National Champ
2023	Ole Miss	25-29	6-24	--
2024	Ole Miss	27-28	11-19	
Total	26 Seasons	1006-613-1360-330		

PATH TO OLE MISS

	Ole Miss Head Coach	2001-
	McNeese State Head Coach	1998-00
	LSU Assistant Coach	1993-97
	Northwestern State Assistant Coach	1991-92



1

TREYSON HUGHES

JR | OF | WARNER ROBINS, GA. | MERCER

SEASON HIGHS	CAREER HIGHS
▶ Runs: 2, 3x, MR vs. Morehead State (3/9/24)	▶ Runs: 5, at Florida A&M (2/21/23)
▶ Hits: 3, 2x, MR vs. Austin Peay (3/26/24)	▶ Hits: 5, vs. Wofford (5/23/23)
▶ Home Runs: 1, 2x, MR vs. Murray State (5/8/24)	▶ Home Runs: 2, at Georgia State (5/10/22)
▶ RBI: 3, 2x, MR at Auburn (5/5/24)	▶ RBI: 6, at VMI (4/23/23)
▶ Walks: 1, 14x, MR at Auburn (5/4/24)	▶ Walks: 3, 2x, MR at VMI (4/21/23)
▶ Stolen Bases: 1, 4x, MR at Tennessee (3/23/24)	▶ Stolen Bases: 1, 13x, MR at Tennessee (3/23/24)
▶ Assists: 2, at ULM (3/12/24)	▶ Assists: 2, at ULM (3/12/24)

HUGHES' CAREER STATS																									
Year	Avg.	GP	GS	AB	R	H	2B	3B	HR	RBI	TB	SLG%	BB	HBP	SO	GDP	OB%	SF	SH	SB	ATT	PO	A	E	FLD%
2022	.317	57	57	224	53	71	12	2	14	53	129	.576	28	5	44	3	.403	1	2	5	5	95	3	4	.961
2023	.387	58	58	222	74	86	15	0	11	52	134	.604	47	7	35	5	.504	2	1	9	11	133	5	1	.993
2024	.248	42	33	125	20	31	4	1	2	26	43	.344	14	3	27	1	.329	4	0	4	5	61	4	2	.970
TOTAL	.329	157	148	571	147	188	31	3	27	131	306	.536	89	15	106	9	.428	7	3	18	21	289	12	7	.977



2

RILEY MADDOX

JR | RHP | PEARL, MISS. | JACKSON PREP

SEASON HIGHS	CAREER HIGHS
▶ IP (Start): 6.0, 2x, MR vs. Southern Miss (3/19/24)	▶ IP (Start): 6.0, 2x, MR vs. Southern Miss (3/19/24)
▶ IP (Relief): 3.2, vs. High Point (2/23/24)	▶ IP (Relief): 3.2, vs. High Point (2/23/24)
▶ Strikeouts: 6, 2x, MR vs. Southern Miss (3/19/24)	▶ Strikeouts: 6, 2x, MR vs. Southern Miss (3/19/24)
▶ ER Allowed: 7, at Georgia (4/19/24)	▶ ER Allowed: 7, at Georgia (4/19/24)
▶ Runs Allowed: 9, at Georgia (4/19/24)	▶ Runs Allowed: 9, at Georgia (4/19/24)
▶ Walks: 3, 2x, MR vs. Mississippi State (4/12/24)	▶ Walks: 3, 3x, MR vs. Mississippi State (4/12/24)
▶ Hits Allowed: 9, vs. Alabama (4/25/24)	▶ Hits Allowed: 9, vs. Alabama (4/25/24)

MADDOX'S CAREER STATS																									
Year	ERA	W	L	App	GS	CG	SHO	CBO	SV	IP	H	R	ER	BB	SO	2B	3B	HR	BF	B/Avg	WP	HBP	BK	SFA	SHA
2022	5.24	2	1	14	0	0	0	0	0	22.1	26	13	13	9	16	7	1	1	101	.289	2	2	0	0	0
2023	39.00	0	0	5	0	0	0	0	0	3.0	12	14	13	4	3	1	1	2	26	.571	1	1	0	0	0
2024	5.98	3	6	12	11	0	0	0	0	52.2	63	49	35	19	35	9	0	4	251	.286	4	10	1	0	2
TOTAL	7.04	5	7	31	11	0	0	0	0	78.0	101	76	61	32	54	17	2	7	378	.303	7	13	1	0	2



3

ANDREW FISCHER

SO | IF | MANASQUAN, N.J. | DUKE

SEASON HIGHS	CAREER HIGHS
▶ Runs: 4, 2x, MR vs. Mississippi State (4/14/24)	▶ Runs: 4, 2x, MR vs. Mississippi State (4/14/24)
▶ Hits: 3, 4x, MR vs. Mississippi State (4/14/24)	▶ Hits: 3, 6x, MR vs. Mississippi State (4/14/24)
▶ Home Runs: 3, vs. South Carolina (3/16/24)	▶ Home Runs: 3, vs. South Carolina (3/16/24)
▶ RBI: 5, 3x, MR at Auburn (5/5/24)	▶ RBI: 5, 3x, MR at Auburn (5/5/24)
▶ Walks: 4, at Hawaii (2/16/24)	▶ Walks: 4, at Hawaii (2/16/24)
▶ Stolen Bases: 1, vs. Little Rock (2/27/24)	▶ Stolen Bases: 1, 2x, MR vs. Little Rock (2/27/24)
▶ Assists: 4, 2x, MR vs. Mississippi State (4/12/24)	▶ Assists: 5, at North Carolina (3/24/23)

FISCHER'S CAREER STATS																									
Year	Avg.	GP	GS	AB	R	H	2B	3B	HR	RBI	TB	SLG%	BB	HBP	SO	GDP	OB%	SF	SH	SB	ATT	PO	A	E	FLD%
2023	.289	47	47	173	38	50	12	4	11	33	103	.595	29	5	53	2	.404	1	0	1	1	20	27	1	.979
2024	.303	47	47	178	45	54	8	2	19	53	123	.691	32	4	40	4	.413	4	0	1	3	24	60	9	.903
TOTAL	.296	94	94	351	83	104	20	6	30	86	226	.644	61	9	93	6	.408	5	0	2	4	44	87	10	.929



4

SETH FARNI

FR | OF | GULFPORT, MISS. | ST. STANISLAUS

SEASON HIGHS	CAREER HIGHS
<div>▶ Runs: --</div> <div>▶ Hits: 1, vs. High Point (2/25/24)</div> <div>▶ Home Runs: --</div> <div>▶ RBI: --</div> <div>▶ Walks: --</div> <div>▶ Stolen Bases: --</div> <div>▶ Assists: --</div>	<div>▶ Runs: --</div> <div>▶ Hits: 1, vs. High Point (2/25/24)</div> <div>▶ Home Runs: --</div> <div>▶ RBI: --</div> <div>▶ Walks: --</div> <div>▶ Stolen Bases: --</div> <div>▶ Assists: --</div>

FARNI'S CAREER STATS																									
Year	Avg.	GP	GS	AB	R	H	2B	3B	HR	RBI	TB	SLG%	BB	HBP	SO	GDP	OB%	SF	SH	SB	ATT	PO	A	E	FLD%
2024	.167	6	0	6	0	1	0	1	0	0	3	.500	0	0	2	0	.167	0	0	0	0	1	0	0	1.000
TOTAL	.167	6	0	6	0	1	0	1	0	0	3	.500	0	0	2	0	.167	0	0	0	0	1	0	0	1.000



6

REAGAN BURFORD

SR | IF | GERMANTOWN, TENN. | NORTHWEST FLORIDA

SEASON HIGHS	CAREER HIGHS
<div>▶ Runs: 3, vs. High Point (2/25/24)</div> <div>▶ Hits: 2, 4x, MR vs. Murray State (5/8/24)</div> <div>▶ Home Runs: 1, 3x, MR vs. Memphis (3/6/24)</div> <div>▶ RBI: 3, vs. Little Rock (2/27/24)</div> <div>▶ Walks: 2, 2x, MR vs. Little Rock (2/27/24)</div> <div>▶ Stolen Bases: --</div> <div>▶ Assists: 3, 4x, MR at Memphis (4/2/24)</div>	<div>▶ Runs: 3, 3x, MR vs. High Point (2/25/24)</div> <div>▶ Hits: 3, 2x, MR vs. Memphis (3/23/22)</div> <div>▶ Home Runs: 1, 7x, MR vs. Memphis (3/6/24)</div> <div>▶ RBI: 3, 4x, MR vs. Little Rock (2/27/24)</div> <div>▶ Walks: 2, 4x, MR vs. Little Rock (2/27/24)</div> <div>▶ Stolen Bases: 1, 3x, MR at Texas A&M (4/1/23)</div> <div>▶ Assists: 4, vs. Alabama (4/10/22)</div>

BURFORD'S CAREER STATS																									
Year	Avg.	GP	GS	AB	R	H	2B	3B	HR	RBI	TB	SLG%	BB	HBP	SO	GDP	OB%	SF	SH	SB	ATT	PO	A	E	FLD%
2022	.260	38	30	104	24	27	8	0	3	19	44	.423	11	1	30	3	.322	5	0	2	3	21	33	11	.831
2023	.180	32	14	50	10	9	3	0	1	7	15	.300	6	1	20	1	.276	1	1	2	3	3	8	0	1.000
2024	.197	27	17	61	9	12	4	0	3	10	25	.410	11	1	20	4	.329	0	0	0	0	16	27	3	.935
TOTAL	.223	97	61	215	43	48	15	0	7	36	84	.391	28	3	70	8	.313	6	1	4	6	40	68	14	.885



7

LUKE HILL

SO | IF | BATON ROUGE, LA. | ARIZONA STATE

SEASON HIGHS	CAREER HIGHS
<div>▶ Runs: 2, 6x, MR at Auburn (5/5/24)</div> <div>▶ Hits: 3, vs. Southern Miss (3/19/24)</div> <div>▶ Home Runs: 1, vs. High Point (2/24/24)</div> <div>▶ RBI: 3, vs. Morehead State (3/9/24)</div> <div>▶ Walks: 2, 6x, MR vs. Kentucky (3/29/24)</div> <div>▶ Stolen Bases: 2, 2x, MR vs. South Carolina (3/16/24)</div> <div>▶ Assists: 5, 4x, MR at Auburn (5/5/24)</div>	<div>▶ Runs: 4, vs. UC Davis (3/12/23)</div> <div>▶ Hits: 3, 5x, MR vs. Southern Miss (3/19/24)</div> <div>▶ Home Runs: 1, 7x, MR vs. High Point (2/24/24)</div> <div>▶ RBI: 5, at Grand Canyon (4/11/23)</div> <div>▶ Walks: 3, at Washington (4/14/23)</div> <div>▶ Stolen Bases: 2, 2x, MR vs. South Carolina (3/16/24)</div> <div>▶ Assists: 7, at Oregon (4/30/23)</div>

HILL'S CAREER STATS																									
Year	Avg.	GP	GS	AB	R	H	2B	3B	HR	RBI	TB	SLG%	BB	HBP	SO	GDP	OB%	SF	SH	SB	ATT	PO	A	E	FLD%
2023	.314	54	54	204	43	64	11	0	6	42	93	.456	23	4	42	3	.389	3	1	3	5	78	148	15	.938
2024	.286	46	46	168	31	48	6	1	2	22	62	.369	31	4	24	2	.401	4	0	12	15	58	92	7	.955
TOTAL	.301	100	100	328	69	112	17	1	8	64	155	.417	57	8	66	5	.395	7	1	15	20	136	240	22	.947



8 BO GATLIN

SR | IF | OXFORD, MISS. | MERIDIAN CC

SEASON HIGHS

- ▶ Runs: 1, 2x, MR at Hawaii (2/18/24)
- ▶ Hits: 2, 3x, MR at ULM (3/12/24)
- ▶ Home Runs: 1, at Hawaii (2/17/24)
- ▶ RBI: 3, at Hawaii (2/17/24)
- ▶ Walks: 1, 4x, MR at Tennessee (3/23/24)
- ▶ Stolen Bases: 1, at Hawaii (2/18/24)
- ▶ Assists: --

CAREER HIGHS

- ▶ Runs: 2, at Missouri (5/6/23)
- ▶ Hits: 2, 2x, MR vs. High Point (2/23/24)
- ▶ Home Runs: 1, at Hawaii (2/17/24)
- ▶ RBI: 3, at Hawaii (2/17/24)
- ▶ Walks: 1, 4x, MR at Tennessee (3/23/24)
- ▶ Stolen Bases: 1, at Hawaii (2/18/24)
- ▶ Assists: --

GATLIN'S CAREER STATS

Year	Avg.	GP	GS	AB	R	H	2B	3B	HR	RBI	TB	SLG%	BB	HBP	SO	GDP	OB%	SF	SH	SB	ATT	PO	A	E	FLD%
2023	.250	8	3	12	4	3	2	0	0	2	5	.417	0	3	3	1	.400	0	0	0	0	0	0	0	.000
2024	.226	22	8	31	3	7	1	0	1	7	11	.355	4	5	12	0	.381	2	0	1	1	0	0	0	.000
TOTAL	.233	30	11	43	7	10	3	0	1	9	16	.372	4	8	15	1	.386	2	0	1	1	0	0	0	.000



9 JEFF HAN LEGE

SR | IF | ABBEVILLE, LA. | DELGADO CC

SEASON HIGHS

- ▶ Runs: 3, vs. Austin Peay (3/26/24)
- ▶ Hits: 3, 5x, MR vs. Mississippi State (4/13/24)
- ▶ Home Runs: 2, vs. Mississippi State (4/14/24)
- ▶ RBI: 3, 4x, MR vs. Mississippi State (4/14/24)
- ▶ Walks: 2, 3x, MR vs. South Carolina (3/15/24)
- ▶ Stolen Bases: 1, 3x, MR vs. Tennessee (3/23/2024)
- ▶ Assists: 4, at Hawaii (2/17/24)

CAREER HIGHS

- ▶ Runs: 3, 3x, MR vs. Austin Peay (3/26/24)
- ▶ Hits: 3, 6x, MR vs. Mississippi State (4/13/24)
- ▶ Home Runs: 2, vs. Mississippi State (4/14/24)
- ▶ RBI: 4, 2x, MR vs. Arkansas (4/7/23)
- ▶ Walks: 2, 4x, MR vs. South Carolina (3/15/24)
- ▶ Stolen Bases: 1, 6x, MR vs. Tennessee (3/23/2024)
- ▶ Assists: 4, 4x, MR at Hawaii (2/17/24)

LEGE'S CAREER STATS

Year	Avg.	GP	GS	AB	R	H	2B	3B	HR	RBI	TB	SLG%	BB	HBP	SO	GDP	OB%	SF	SH	SB	ATT	PO	A	E	FLD%
2023	.243	51	49	181	30	44	10	1	3	20	65	.359	12	14	16	4	.332	4	0	3	4	35	76	9	.925
2024	.323	43	43	155	40	50	11	0	13	38	100	.645	22	9	16	6	.424	5	0	4	4	59	4	1	.984
TOTAL	.280	94	92	336	70	94	21	1	16	58	165	.491	34	23	32	10	.376	9	0	7	8	94	80	10	.946



10 JEFF HAN GROFF

SR | OF | ORLANDO, FLA. | TULANE

SEASON HIGHS


- ▶ Runs: 4, vs. High Point (2/25/24)
- ▶ Hits: 3, 4x, MR vs. South Carolina (3/16/24)
- ▶ Home Runs: 1, 5x, MR vs. Kentucky (3/30/24)
- ▶ RBI: 3, at Hawaii (2/16/24)
- ▶ Walks: 3, vs. Memphis (3/6/24)
- ▶ Stolen Bases: 2, 2x, MR vs. Missouri State (2/28/24)
- ▶ Assists: 1, 2x, MR at Tennessee (3/23/24)

CAREER HIGHS

- ▶ Runs: 5, 2x, MR at Southern University (4/6/22)
- ▶ Hits: 5, vs. Southeastern (3/1/22)
- ▶ Home Runs: 1, 25x, MR vs. Kentucky (3/30/24)
- ▶ RBI: 4, 5x, MR vs. Nebraska (3/5/23)
- ▶ Walks: 3, 3x, MR vs. Memphis (3/6/24)
- ▶ Stolen Bases: 2, 4x, MR vs. Missouri State (2/28/24)
- ▶ Assists: 1, 9x, MR at Tennessee (3/23/24)

GROFF'S CAREER STATS

Year	Avg.	GP	GS	AB	R	H	2B	3B	HR	RBI	TB	SLG%	BB	HBP	SO	GDP	OB%	SF	SH	SB	ATT	PO	A	E	FLD%
2020	.250	13	8	36	5	9	2	1	1	8	16	.444	1	0	10	1	.263	1	0	0	0	15	0	0	1.000
2021	.190	48	40	147	30	28	6	0	5	17	49	.333	15	10	37	4	.306	1	3	7	11	79	2	2	.976
2022	.404	41	39	151	49	61	15	2	9	35	107	.709	24	8	26	1	.503	2	1	7	12	72	4	1	.987
2023	.272	53	53	206	47	56	12	1	6	42	88	.427	29	9	36	4	.379	4	0	16	19	134	1	1	.993
2024	.260	48	47	181	40	47	8	0	5	23	70	.387	28	6	43	1	.372	3	2	15	15	96	2	1	.990
TOTAL	.279	203	190	721	171	201	43	4	26	125	330	.458	97	33	151	11	.384	11	6	45	57	396	9	5	.987



12

CAMPBELL SMITHWICK

FR | C | OXFORD, MISS. | OXFORD

SEASON HIGHS	CAREER HIGHS
▶ Runs: 3, vs. High Point (2/25/24)	▶ Runs: 3, vs. High Point (2/25/24)
▶ Hits: 4, vs. Murray State (5/8/24)	▶ Hits: 4, vs. Murray State (5/8/24)
▶ Home Runs: 1, vs. Murray State (5/8/24)	▶ Home Runs: 1, vs. Murray State (5/8/24)
▶ RBI: 3, vs. Murray State (5/8/24)	▶ RBI: 3, vs. Murray State (5/8/24)
▶ Walks: 3, vs. High Point (2/25/24)	▶ Walks: 3, vs. High Point (2/25/24)
▶ Stolen Bases: --	▶ Stolen Bases: --
▶ Assists: 2, 5x, MR vs. Kentucky (3/29/24)	▶ Assists: 2, 5x, MR vs. Kentucky (3/29/24)

SMITHWICK'S CAREER STATS																									
Year	Avg.	GP	GS	AB	R	H	2B	3B	HR	RBI	TB	SLG%	BB	HBP	SO	GDP	OB%	SF	SH	SB	ATT	PO	A	E	FLD%
2024	.288	25	20	66	12	19	4	0	1	12	26	.394	19	4	24	0	.467	1	0	0	0	159	13	2	.989
TOTAL	.288	25	20	66	12	19	4	0	1	12	26	.394	19	4	24	0	.467	1	0	0	0	159	13	2	.989



13

KYLER CARMACK

SO | RHP | CABOT, ARK. | ARKANSAS STATE

SEASON HIGHS	CAREER HIGHS
▶ IP (Start): 1.0, vs. Austin Peay (3/26/24)	▶ IP (Start): 6.1, 2x MR vs. Troy (4/8/23)
▶ IP (Relief): 2.2, vs. South Carolina (3/17/24)	▶ IP (Relief): 2.2, 2x, MR vs. South Carolina (3/17/24)
▶ Strikeouts: 3, vs. South Carolina (3/17/24)	▶ Strikeouts: 7, vs. Old Dominion (5/6/23)
▶ ER Allowed: 4, vs. Austin Peay (3/26/24)	▶ ER Allowed: 5, at App State (5/13/23)
▶ Runs Allowed: 5, vs. Austin Peay (3/26/24)	▶ Runs Allowed: 5, 2x, MR at App State (5/13/23)
▶ Walks: 4, at Hawaii (2/18/24)	▶ Walks: 6, at Georgia State (4/15/23)
▶ Hits Allowed: 6, vs. Austin Peay (3/26/24)	▶ Hits Allowed: 8, vs. Old Dominion (5/6/23)

CARMACK'S CAREER STATS																										
Year	ERA	W	L	App	GS	CG	SHO	CBO	SV	IP	H	R	ER	BB	SO	2B	3B	HR	BF	B/Avg	WP	HBP	BK	SFA	SHA	
2023	3.23	5	3	16	12	0	0	0	0	69.2	63	37	25	37	60	9	1	5	309	-	7	7	1	4	1	
2024	10.61	0	0	8	1	0	0	0	0	9.1	14	12	11	9	10	1	1	4	50	.350	0	0	1	0	1	
TOTAL	4.10	5	3	24	13	0	0	0	0	79.0	77	49	36	46	70	10	2	9	359	--	7	7	2	4	2	



14

BRAYDEN RANDLE

FR | IF | ROCKWALL, TEXAS | ROCKWALL

SEASON HIGHS	CAREER HIGHS
▶ Runs: 3, vs. Missouri State (2/28/24)	▶ Runs: 3, vs. Missouri State (2/28/24)
▶ Hits: 3, vs. South Carolina (3/15/24)	▶ Hits: 3, vs. South Carolina (3/15/24)
▶ Home Runs: 1, 2x, MR at Tennessee (3/23/24)	▶ Home Runs: 1, 2x, MR vs. Tennessee (3/23/24)
▶ RBI: 2, 3x, MR at Tennessee (3/22/24)	▶ RBI: 2, 3x, MR vs. Tennessee (3/22/24)
▶ Walks: 1, 9x, MR vs. Mississippi State (4/14/24)	▶ Walks: 1, 9x, MR vs. Mississippi State (4/14/24)
▶ Stolen Bases: 1, 4x, MR at Auburn (5/3/24)	▶ Stolen Bases: 1, 4x, MR at Auburn (5/3/24)
▶ Assists: 6, 2x, MR at Arkansas (4/4/24)	▶ Assists: 6, 2x, MR at Arkansas (4/4/24)

RANDLE'S CAREER STATS																										
Year	Avg.	GP	GS	AB	R	H	2B	3B	HR	RBI	TB	SLG%	BB	HBP	SO	GDP	OB%	SF	SH	SB	ATT	PO	A	E	FLD%	
2024	.226	36	28	93	15	21	3	1	2	14	33	.344	12	5	24	0	.342	1	4	3	4	41	67	11	.908	
TOTAL	.226	36	28	93	15	21	3	1	2	14	33	.344	12	5	24	0	.342	1	4	3	4	41	67	11	.908	



16

DREW MARKLE

FR | IF/OF | KATY, TEXAS | TOMPKINS

SEASON HIGHS	CAREER HIGHS
<div>▶ Runs: 2, vs. Missouri State (2/28/24)</div> <div>▶ Hits: 1, at Hawaii (2/16/24)</div> <div>▶ Home Runs: --</div> <div>▶ RBI: --</div> <div>▶ Walks: 1, 2x, MR vs. Missouri State (2/28/24)</div> <div>▶ Stolen Bases: 1, vs. Missouri State (2/28/24)</div> <div>▶ Assists: --</div>	<div>▶ Runs: 2, vs. Missouri State (2/28/24)</div> <div>▶ Hits: 1, at Hawaii (2/16/24)</div> <div>▶ Home Runs: --</div> <div>▶ RBI: --</div> <div>▶ Walks: 1, 2x, MR vs. Missouri State (2/28/24)</div> <div>▶ Stolen Bases: 1, vs. Missouri State (2/28/24)</div> <div>▶ Assists: --</div>

MARKLE'S CAREER STATS																									
Year	Avg.	GP	GS	AB	R	H	2B	3B	HR	RBI	TB	SLG%	BB	HBP	SO	GDP	OB%	SF	SH	SB	ATT	PO	A	E	FLD%
2024	.167	13	0	6	3	1	0	0	0	0	1	.167	2	0	1	0	.375	0	0	1	1	0	0	0	.000
TOTAL	.167	13	0	6	3	1	0	0	0	0	1	.167	2	0	1	0	.375	0	0	1	1	0	0	0	.000



17

JOHN KRAMER

JR | OF | WILDWOOD, MO. | LAFAYETTE

SEASON HIGHS	CAREER HIGHS
<div>▶ Runs: --</div> <div>▶ Hits: --</div> <div>▶ Home Runs: --</div> <div>▶ RBI: 1, vs. Iowa (3/1/24)</div> <div>▶ Walks: 1, vs. Iowa (3/1/24)</div> <div>▶ Stolen Bases: --</div> <div>▶ Assists: --</div>	<div>▶ Runs: 1, 4x, MR vs. Delaware (2/18/23)</div> <div>▶ Hits: 1, 5x, MR vs. Memphis (4/11/23)</div> <div>▶ Home Runs: 1, 2x, MR vs. SEMO (4/19/22)</div> <div>▶ RBI: 1, 4x, MR vs. Iowa (3/1/24)</div> <div>▶ Walks: 1, 6x, MR vs. Iowa (3/1/24)</div> <div>▶ Stolen Bases: --</div> <div>▶ Assists: --</div>

KRAMER'S CAREER STATS																									
Year	Avg.	GP	GS	AB	R	H	2B	3B	HR	RBI	TB	SLG%	BB	HBP	SO	GDP	OB%	SF	SH	SB	ATT	PO	A	E	FLD%
2022	.214	12	2	14	3	3	0	0	2	2	9	.643	3	1	6	0	.389	0	0	0	0	0	0	0	1.000
2023	.265	24	14	49	8	13	2	0	2	8	21	.429	12	1	9	0	.419	0	0	0	0	8	2	0	1.000
2024	.000	8	1	7	0	0	0	0	0	1	0	.000	1	0	5	0	.125	0	0	0	0	0	0	0	.000
TOTAL	.229	44	17	70	11	16	2	0	4	11	30	.429	16	2	20	0	.386	0	0	0	0	8	2	0	1.000



18

MITCH MURRELL

SR | RHP | OCEAN SPRINGS, MISS. | OCEAN SPRINGS

SEASON HIGHS	CAREER HIGHS
<div>▶ IP (Start): --</div> <div>▶ IP (Relief): 2.1, at Arkansas (4/5/24)</div> <div>▶ Strikeouts: 3, vs. Morehead State (3/8/24)</div> <div>▶ ER Allowed: 3, at Georgia (4/20/24)</div> <div>▶ Runs Allowed: 3, 2x, MR at Georgia (4/20/24)</div> <div>▶ Walks: 1, 5x, MR at Georgia (4/20/24)</div> <div>▶ Hits Allowed: 3, at Hawaii (2/17/24)</div>	<div>▶ IP (Start): --</div> <div>▶ IP (Relief): 2.1, 2x, MR at Arkansas (4/5/24)</div> <div>▶ Strikeouts: 4, at Vanderbilt (3/16/23)</div> <div>▶ ER Allowed: 3, 2x, MR at Georgia (4/20/24)</div> <div>▶ Runs Allowed: 5, at Texas A&M (3/31/23)</div> <div>▶ Walks: 2, 5x, MR vs. Arkansas (4/7/23)</div> <div>▶ Hits Allowed: 4, at Texas A&M (3/31/23)</div>

MURRELL'S CAREER STATS																									
Year	ERA	W	L	App	GS	CG	SHO	CBO	SV	IP	H	R	ER	BB	SO	2B	3B	HR	BF	B/Avg	WP	HBP	BK	SFA	SHA
2020	0.00	0	0	1	0	0	0	0	0	1.0	1	0	0	0	1	0	0	0	5	.250	0	1	0	0	0
2021	6.35	0	0	5	0	0	0	0	0	5.2	3	4	4	4	6	1	0	0	25	.143	2	0	1	0	0
2022	3.52	0	0	9	0	0	0	0	0	7.2	8	4	3	5	11	2	0	1	38	.276	4	2	0	0	1
2023	4.64	2	2	22	0	0	0	0	1	33.0	28	21	17	15	39	5	0	8	147	.222	6	3	0	2	1
2024	7.41	2	1	13	0	0	0	0	0	17.0	20	15	14	5	16	5	1	4	75	.303	4	3	0	1	0
TOTAL	5.32	4	3	50	0	0	0	0	1	64.1	60	44	38	29	73	13	1	13	290	.244	16	9	1	3	2



19

LIAM DOYLE

SO | LHP | DERRY, N.H. | COASTAL CAROLINA

SEASON HIGHS	CAREER HIGHS
<div>▶ IP (Start): 6.0, at Tennessee (3/23/24)</div> <div>▶ IP (Relief): 1.2, at Hawaii (2/17/24)</div> <div>▶ Strikeouts: 10, 2x, MR at Tennessee (3/23/24)</div> <div>▶ ER Allowed: 6, vs. Kentucky (3/30/24)</div> <div>▶ Runs Allowed: 6, vs. Kentucky (3/30/24)</div> <div>▶ Walks: 4, 2x, MR at Arkansas (4/5/24)</div> <div>▶ Hits Allowed: 6, vs. South Carolina (3/16/24)</div>	<div>▶ IP (Start): 7.0, vs. Marshall (5/19/23)</div> <div>▶ IP (Relief): 4.2, vs. Southern Miss (4/23/23)</div> <div>▶ Strikeouts: 10, 2x, MR at Tennessee (3/23/24)</div> <div>▶ ER Allowed: 6, vs. Kentucky (3/30/24)</div> <div>▶ Runs Allowed: 6, vs. Kentucky (3/30/24)</div> <div>▶ Walks: 4, 2x, MR at Arkansas (4/5/24)</div> <div>▶ Hits Allowed: 6, vs. South Carolina (3/16/24)</div>

DOYLE'S CAREER STATS																									
Year	ERA	W	L	App	GS	CG	SHO	CBO	SV	IP	H	R	ER	BB	SO	2B	3B	HR	BF	B/Avg	WP	HBP	BK	SFA	SHA
2023	4.15	3	1	23	7	0	0	0	1	56.1	43	28	26	20	69	11	2	6	236	.206	5	7	0	0	0
2024	5.82	2	2	13	9	0	0	0	0	43.1	35	33	28	20	70	6	0	8	194	.216	0	7	2	1	3
TOTAL	4.88	5	3	36	16	0	0	0	1	99.2	78	61	54	40	139	17	2	14	430	---	5	14	2	1	3



20

JACKSON ROSS

SR | IF/OF | LAKELAND, FLA. | FLORIDA ATLANTIC

SEASON HIGHS	CAREER HIGHS
<div>▶ Runs: 4, vs. High Point (2/25/24)</div> <div>▶ Hits: 3, 4x, MR at Auburn (5/3/24)</div> <div>▶ Home Runs: 2, vs. High Point (2/24/24)</div> <div>▶ RBI: 5, vs. High Point (2/25/24)</div> <div>▶ Walks: 3, 5x, MR vs. Murray State (5/8/24)</div> <div>▶ Stolen Bases: 1, 4x, MR vs. Morehead State (3/9/24)</div> <div>▶ Assists: 2, 3x, MR vs. South Carolina (3/17/24)</div>	<div>▶ Runs: 4, 2x, MR vs. High Point (2/25/24)</div> <div>▶ Hits: 5, at WKU (4/22/23)</div> <div>▶ Home Runs: 2, 2x, MR vs. High Point (2/24/24)</div> <div>▶ RBI: 6, 2x, MR vs. FGCU (5/16/23)</div> <div>▶ Walks: 4, vs. Monmouth (2/19/23)</div> <div>▶ Stolen Bases: 1, 6x, MR vs. Morehead State (3/9/24)</div> <div>▶ Assists: 5, 2x, MR at WKU (4/22/23)</div>

ROSS' CAREER STATS																									
Year	Avg.	GP	GS	AB	R	H	2B	3B	HR	RBI	TB	SLG%	BB	HBP	SO	GDP	OB%	SF	SH	SB	ATT	PO	A	E	FLD%
2022	.283	57	56	219	37	62	16	2	7	32	103	.470	25	4	49	3	.364	2	1	1	2	49	67	5	.959
2023	.345	59	59	238	54	82	20	0	14	58	144	.605	40	3	28	4	.437	5	1	3	3	51	73	7	.947
2024	.302	48	48	162	49	49	9	0	10	44	88	.543	52	3	40	1	.468	5	0	4	4	259	18	5	.982
TOTAL	.312	164	163	619	140	193	45	2	31	134	335	.541	117	10	117	8	.422	12	2	8	9	359	158	17	.968



21

JT QUINN

SO | RHP | TAMPA, FLA. | BERKELEY PREPATORY

SEASON HIGHS	CAREER HIGHS
<div>▶ IP (Start): 3.1, 2x, MR vs. High Point (2/23/24)</div> <div>▶ IP (Relief): 2.2, at Auburn (5/5/24)</div> <div>▶ Strikeouts: 6, 2x, MR vs. High Point (2/23/24)</div> <div>▶ ER Allowed: 3, 5x, MR vs. Murray State (5/8/24)</div> <div>▶ Runs Allowed: 5, 2x, MR vs. Iowa (3/2/24)</div> <div>▶ Walks: 5, vs. High Point (2/23/24)</div> <div>▶ Hits Allowed: 6, vs. Iowa (3/2/24)</div>	<div>▶ IP (Start): 5.0, 2x, MR vs. Arkansas (4/8/23)</div> <div>▶ IP (Relief): 2.2, at Auburn (5/5/24)</div> <div>▶ Strikeouts: 8, vs. Arkansas (4/8/23)</div> <div>▶ ER Allowed: 4, 2x, MR at Texas A&M (4/2/23)</div> <div>▶ Runs Allowed: 5, 2x, MR vs. Iowa (3/2/24)</div> <div>▶ Walks: 5, vs. High Point (2/23/24)</div> <div>▶ Hits Allowed: 6, 2x, MR vs. Iowa (3/2/24)</div>

QUINN'S CAREER STATS																									
Year	ERA	W	L	App	GS	CG	SHO	CBO	SV	IP	H	R	ER	BB	SO	2B	3B	HR	BF	B/Avg	WP	HBP	BK	SFA	SHA
2023	6.83	3	4	17	12	0	0	0	0	55.1	62	53	42	36	63	7	2	10	267	.281	6	8	0	2	0
2024	7.30	1	1	6	3	0	0	0	0	12.1	19	17	10	12	18	1	0	2	68	.352	4	0	0	1	1
TOTAL	6.92	4	5	23	15	0	0	0	0	67.2	81	70	52	48	81	8	2	12	335	.295	10	8	0	3	1



22

CONNOR SPENCER

SR* | RHP | HERNANDO, MISS. | SOUTHEASTERN LOUISIANA

SEASON HIGHS	CAREER HIGHS
<div>▶ IP (Start): --</div> <div>▶ IP (Relief): 3.2, vs. Mississippi State (4/13/24)</div> <div>▶ Strikeouts: 4, vs. Murray State (5/8/24)</div> <div>▶ ER Allowed: 6, vs. Iowa (3/1/24)</div> <div>▶ Runs Allowed: 6, vs. Iowa (3/1/24)</div> <div>▶ Walks: 2, 2x, MR at Auburn (4/3/24)</div> <div>▶ Hits Allowed: 3, vs. Iowa (3/1/24)</div>	<div>▶ IP (Start): --</div> <div>▶ IP (Relief): 3.2, 3x, MR vs. Mississippi State (4/13/24)</div> <div>▶ Strikeouts: 4, vs. Murray State (5/8/24)</div> <div>▶ ER Allowed: 6, vs. Iowa (3/1/24)</div> <div>▶ Runs Allowed: 6, vs. Iowa (3/1/24)</div> <div>▶ Walks: 4, at Auburn (3/11/23)</div> <div>▶ Hits Allowed: 5, vs. Samford (2/26/23)</div>

SPENCER'S CAREER STATS																									
Year	ERA	W	L	App	GS	CG	SHO	CBO	SV	IP	H	R	ER	BB	SO	2B	3B	HR	BF	B/Avg	WP	HBP	BK	SFA	SHA
2023	5.65	1	0	14	0	0	0	0	3	14.1	13	10	9	10	23	6	0	1	63	.250	2	0	0	0	1
2024	6.75	0	2	16	0	0	0	0	6	17.1	13	13	13	9	25	0	0	3	77	.197	2	2	0	0	0
TOTAL	6.25	1	2	30	0	0	0	0	9	31.2	26	23	22	19	48	6	0	4	140	---	4	2	0	0	1



23

JOSH MALLITZ

JR | RHP | TAMPA, FLA. | TAMPA JESUIT

SEASON HIGHS	CAREER HIGHS
<div>▶ IP (Start): --</div> <div>▶ IP (Relief): 2.2, vs. Kentucky (3/31/24)</div> <div>▶ Strikeouts: 4, vs. High Point (2/25/24)</div> <div>▶ ER Allowed: 3, vs. Morehead State (3/10/24)</div> <div>▶ Runs Allowed: 3, vs. Morehead State (3/10/24)</div> <div>▶ Walks: 3, 2x, MR vs. Mississippi State (4/13/24)</div> <div>▶ Hits Allowed: 3, 4x, MR at Arkansas (4/6/24)</div>	<div>▶ IP (Start): 4.0, 2x, MR vs. La Tech (3/16/21)</div> <div>▶ IP (Relief): 4.2, vs. Alabama (4/8/22)</div> <div>▶ Strikeouts: 7, vs. Alabama (4/8/22)</div> <div>▶ ER Allowed: 5, vs. Arkansas (4/11/21)</div> <div>▶ Runs Allowed: 5, vs. Arkansas (4/11/21)</div> <div>▶ Walks: 4, vs. Alabama (4/8/22)</div> <div>▶ Hits Allowed: 5, 3x, MR vs. Alabama (4/8/22)</div>

MALLITZ'S CAREER STATS																									
Year	ERA	W	L	App	GS	CG	SHO	CBO	SV	IP	H	R	ER	BB	SO	2B	3B	HR	BF	B/Avg	WP	HBP	BK	SFA	SHA
2021	7.33	4	1	17	6	0	0	0	0	27.0	41	25	22	10	35	10	0	2	135	.339	3	0	0	3	1
2022	1.45	1	0	17	0	0	0	0	2	31.0	19	6	5	12	48	3	0	3	124	.171	2	1	1	0	0
2024	5.57	0	1	14	0	0	0	0	1	21.0	23	13	13	15	23	6	0	3	102	.271	4	2	0	0	0
TOTAL	4.56	5	2	48	6	0	0	0	3	79.0	83	44	40	37	106	19	0	8	361	.261	9	3	1	3	1



24

TRENTON LYONS

FR | C/UT | MEMPHIS, TENN. | CHRISTIAN BROTHERS

SEASON HIGHS	CAREER HIGHS
<div>▶ Runs: 1, 3x, MR at Arkansas (4/6/24)</div> <div>▶ Hits: 1, 9x, MR vs. Mississippi State (4/13/24)</div> <div>▶ Home Runs: --</div> <div>▶ RBI: 2, vs. Mississippi State (4/13/24)</div> <div>▶ Walks: 1, 3x, MR at Memphis (4/2/24)</div> <div>▶ Stolen Bases: 1, at Memphis (4/2/24)</div> <div>▶ Assists: 3, vs. Murray State (5/8/24)</div>	<div>▶ Runs: 1, 3x, MR at Arkansas (4/6/24)</div> <div>▶ Hits: 1, 9x, MR vs. Mississippi State (4/13/24)</div> <div>▶ Home Runs: --</div> <div>▶ RBI: 2, vs. Mississippi State (4/13/24)</div> <div>▶ Walks: 1, 3x, MR at Memphis (4/2/24)</div> <div>▶ Stolen Bases: 1, at Memphis (4/2/24)</div> <div>▶ Assists: 3, vs. Murray State (5/8/24)</div>

LYONS' CAREER STATS																										
Year	Avg.	GP	GS	AB	R	H	2B	3B	HR	RBI	TB	SLG%	BB	HBP	SO	GDP	OB%	SF	SH	SB	ATT	PO	A	E	FLD%	
2024	.265	19	7	34	3	9	1	0	0	3	10	.294	4	0	14	1	.342	0	0	1	1	60	5	5	.929	
TOTAL	.265	19	7	34	3	9	1	0	0	3	10	.294	4	0	14	1	.342	0	0	1	1	60	5	5	.929	



25

GRAYSON SAUNIER

SO | RHP | MEMPHIS, TENN. | COLLIERVILLE

SEASON HIGHS	CAREER HIGHS
<div>▶ IP (Start): 5.0, 2x, MR vs. Morehead State (3/10/24)</div> <div>▶ IP (Relief): 3.0, vs. Kentucky (3/31/24)</div> <div>▶ Strikeouts: 5, 3x, MR vs. Murray State (5/8/24)</div> <div>▶ ER Allowed: 7, at Tennessee (3/24/24)</div> <div>▶ Runs Allowed: 7, at Tennessee (3/24/24)</div> <div>▶ Walks: 3, 2x, MR vs. Murray State (5/8/24)</div> <div>▶ Hits Allowed: 9, vs. South Carolina (3/17/24)</div>	<div>▶ IP (Start): 5.0, 4x, MR vs. Morehead State (3/10/24)</div> <div>▶ IP (Relief): 3.0, vs. Kentucky (3/31/24)</div> <div>▶ Strikeouts: 11, at Minnesota (3/4/23)</div> <div>▶ ER Allowed: 7, at Tennessee (3/24/24)</div> <div>▶ Runs Allowed: 7, at Tennessee (3/24/24)</div> <div>▶ Walks: 4, 2x, MR vs. Purdue (3/11/23)</div> <div>▶ Hits Allowed: 9, 2x, MR vs. South Carolina (3/17/24)</div>

SAUNIER'S CAREER STATS																									
Year	ERA	W	L	App	GS	CG	SHO	CBO	SV	IP	H	R	ER	BB	SO	2B	3B	HR	BF	B/Avg	WP	HBP	BK	SFA	SHA
2022	6.85	2	4	12	12	0	0	0	0	46.0	53	38	35	27	52	11	1	13	221	.290	2	9	0	1	1
2024	5.80	4	3	9	8	0	0	0	0	35.2	42	25	23	12	25	7	0	7	161	.288	1	1	0	0	2
TOTAL	6.39	6	7	21	20	0	0	0	0	81.2	95	63	58	39	77	18	1	20	382	.289	3	10	0	1	3



26

HUNTER ELLIOTT

JR | LHP | TUPELO, MISS. | TUPELO

SEASON HIGHS	CAREER HIGHS
<div>▶ IP (Start): --</div> <div>▶ IP (Relief): --</div> <div>▶ Strikeouts: --</div> <div>▶ ER Allowed: --</div> <div>▶ Runs Allowed: --</div> <div>▶ Walks: --</div> <div>▶ Hits Allowed: --</div>	<div>▶ IP (Start): 7.0, at Southern Miss (6/12/22)</div> <div>▶ IP (Relief): 4.0, vs. Tennessee (3/26/22)</div> <div>▶ Strikeouts: 10, at Southern Miss (6/12/22)</div> <div>▶ ER Allowed: 4, vs. Texas A&M (5/20/22)</div> <div>▶ Runs Allowed: 4, 2x, MR vs. Texas A&M (5/20/22)</div> <div>▶ Walks: 5, 2x, MR at Miami (6/5/22)</div> <div>▶ Hits Allowed: 6, 2x, MR vs. Arkansas (6/20/22)</div>

ELLIOTT'S CAREER STATS																									
Year	ERA	W	L	App	GS	CG	SHO	CBO	SV	IP	H	R	ER	BB	SO	2B	3B	HR	BF	B/Avg	WP	HBP	BK	SFA	SHA
2022	2.70	5	3	20	12	0	0	0	0	80.0	57	29	24	34	102	10	0	4	332	.201	6	10	0	1	4
2023	10.50	1	1	2	2	0	0	0	0	6.0	5	7	7	6	12	0	0	2	29	.217	0	0	0	0	0
2024																									
TOTAL	3.24	6	4	22	14	0	0	0	0	86.0	62	36	31	40	114	10	0	6	361	.203	6	10	0	1	4




27

BUDD UTERMARK

SO | IF | CHARLOTTE, N.C. | CHARLOTTE CHRISTIAN

SEASON HIGHS	CAREER HIGHS
<div>▶ Runs: 2, vs. High Point (2/25/24)</div> <div>▶ Hits: 3, at Memphis (4/2/24)</div> <div>▶ Home Runs: 1, 2x, MR vs. Tennessee (3/24/24)</div> <div>▶ RBI: 2, vs. High Point (2/25/24)</div> <div>▶ Walks: 2, vs. High Point (2/23/24)</div> <div>▶ Stolen Bases: 1, vs. Little Rock (2/27/24)</div> <div>▶ Assists: 3, 2x, MR at Auburn (5/3/24)</div>	<div>▶ Runs: 2, 2x, MR vs. High Point (2/25/24)</div> <div>▶ Hits: 3, at Memphis (4/2/24)</div> <div>▶ Home Runs: 1, 4x, MR vs. Tennessee (3/24/24)</div> <div>▶ RBI: 3, vs. Delaware (2/18/23)</div> <div>▶ Walks: 2, vs. High Point (2/25/24)</div> <div>▶ Stolen Bases: 1, 2x, MR vs. Little Rock (2/27/24)</div> <div>▶ Assists: 3, 2x, MR at Auburn (5/3/24)</div>

UTERMARK'S CAREER STATS																									
Year	Avg.	GP	GS	AB	R	H	2B	3B	HR	RBI	TB	SLG%	BB	HBP	SO	GDP	OB%	SF	SH	SB	ATT	PO	A	E	FLD%
2023	.135	17	9	37	8	5	0	0	2	6	11	.297	1	1	17	1	.179	0	0	1	1	4	0	0	1.000
2024	.239	31	21	88	14	21	6	0	3	10	36	.409	9	2	38	0	.323	0	0	2	3	65	16	2	.976
TOTAL	.208	48	30	125	22	26	6	0	5	16	47	.376	10	3	45	1	.283	0	0	3	4	69	16	2	.976



28

CONNOR CHISOLM

JR | OF | MADISON, MISS. | HINDS CC

SEASON HIGHS	CAREER HIGHS
▶ Runs: --	▶ Runs: --
▶ Hits: --	▶ Hits: --
▶ Home Runs: --	▶ Home Runs: --
▶ RBI: --	▶ RBI: --
▶ Walks: --	▶ Walks: --
▶ Stolen Bases: --	▶ Stolen Bases: --
▶ Assists: --	▶ Assists: --

CHISOLM'S CAREER STATS																										
Year	Avg.	GP	GS	AB	R	H	2B	3B	HR	RBI	TB	SLG%	BB	HBP	SO	GDP	OB%	SF	SH	SB	ATT	PO	A	E	FLD%	
2024	.000	1	0	1	0	0	0	0	0	0	0	.000	0	0	0	1	.000	0	0	0	0	0	0	0	.000	
TOTAL	.000	1	0	1	0	0	0	0	0	0	0	.000	0	0	0	1	.000	0	0	0	0	0	0	0	.000	



29

RYNE RODRIGUEZ

SO | LHP | FORT WORTH, TEXAS | WEATHERFORD COLLEGE

SEASON HIGHS	CAREER HIGHS
▶ IP (Start): --	▶ IP (Start): --
▶ IP (Relief): 3.0, vs. Alabama (4/25/24)	▶ IP (Relief): 3.0, vs. Alabama (4/25/24)
▶ Strikeouts: 2, 3x, MR vs. Murray State (5/8/24)	▶ Strikeouts: 2, 3x, MR vs. Murray State (5/8/24)
▶ ER Allowed: 1, 3x, MR vs. Murray State (5/8/24)	▶ ER Allowed: 1, 3x, MR vs. Murray State (5/8/24)
▶ Runs Allowed: 4, at Hawaii (02/18/24)	▶ Runs Allowed: 4, at Hawaii (02/18/24)
▶ Walks: 3, at Hawaii (02/18/24)	▶ Walks: 3, at Hawaii (02/18/24)
▶ Hits Allowed: 2, 3x, MR at Alabama (4/25/24)	▶ Hits Allowed: 2, 3x, MR at Alabama (4/25/24)

RODRIGUEZ'S CAREER STATS																									
Year	ERA	W	L	App	GS	CG	SHO	CBO	SV	IP	H	R	ER	BB	SO	2B	3B	HR	BF	B/Avg	WP	HBP	BK	SFA	SHA
2024	2.00	0	0	11	0	0	0	0	0	9.0	9	6	2	5	8	0	0	0	41	.265	1	0	1	1	1
TOTAL	2.00	0	0	11	0	0	0	0	0	9.0	9	6	2	5	8	0	0	0	41	.265	1	0	1	1	1




31

COREY BRAUN

JR | LHP | SEMINOLE, FLA. | SANTA FE COLLEGE

SEASON HIGHS	CAREER HIGHS
▶ IP (Start): --	▶ IP (Start): --
▶ IP (Relief): --	▶ IP (Relief): --
▶ Strikeouts: --	▶ Strikeouts: --
▶ ER Allowed: --	▶ ER Allowed: --
▶ Runs Allowed: --	▶ Runs Allowed: --
▶ Walks: --	▶ Walks: --
▶ Hits Allowed: --	▶ Hits Allowed: --

BRAUN'S CAREER STATS																										
Year	ERA	W	L	App	GS	CG	SHO	CBO	SV	IP	H	R	ER	BB	SO	2B	3B	HR	BF	B/Avg	WP	HBP	BK	SFA	SHA	
2024																										
TOTAL																										



32

GUNNAR DENNIS

JR | LHP | PEARL, MISS. | MERIDIAN CC

SEASON HIGHS	CAREER HIGHS
<div>▶ IP (Start): 5.0, 3x, MR vs. South Carolina (3/15/24)</div> <div>▶ IP (Relief): 0.2, vs. Mississippi State (4/14/24)</div> <div>▶ Strikeouts: 8, 2x, MR vs. Iowa (3/1/24)</div> <div>▶ ER Allowed: 10, at Tennessee (3/22/24)</div> <div>▶ Runs Allowed: 10, at Tennessee (3/22/24)</div> <div>▶ Walks: 3, 2x, MR vs. Iowa (3/1/24)</div> <div>▶ Hits Allowed: 9, at Tennessee (3/22/24)</div>	<div>▶ IP (Start): 5.0, 3x, MR vs. South Carolina (3/15/24)</div> <div>▶ IP (Relief): 0.2, vs. Mississippi State (4/14/24)</div> <div>▶ Strikeouts: 8, 2x, MR vs. Iowa (3/1/24)</div> <div>▶ ER Allowed: 10, at Tennessee (3/22/24)</div> <div>▶ Runs Allowed: 10, at Tennessee (3/22/24)</div> <div>▶ Walks: 3, 2x, MR vs. Iowa (3/1/24)</div> <div>▶ Hits Allowed: 9, at Tennessee (3/22/24)</div>

DENNIS' CAREER STATS																									
Year	ERA	W	L	App	GS	CG	SHO	CBO	SV	IP	H	R	ER	BB	SO	2B	3B	HR	BF	B/Avg	WP	HBP	BK	SFA	SHA
2024	7.78	4	2	15	8	0	0	0	0	39.1	53	38	34	21	46	11	0	5	198	.321	3	9	1	2	1
TOTAL	7.78	4	2	15	8	0	0	0	0	39.1	53	38	34	21	46	11	0	5	198	.321	3	9	1	2	1



33

XAVIER RIVAS

SR | LHP | PORTAGE, IND. | INDIANAPOLIS

SEASON HIGHS	CAREER HIGHS
<div>▶ IP (Start): --</div> <div>▶ IP (Relief): --</div> <div>▶ Strikeouts: --</div> <div>▶ ER Allowed: --</div> <div>▶ Runs Allowed: --</div> <div>▶ Walks: --</div> <div>▶ Hits Allowed: --</div>	<div>▶ IP (Start): 7.0, at Alabama (5/18/23)</div> <div>▶ IP (Relief): --</div> <div>▶ Strikeouts: 12, at Alabama (5/18/23)</div> <div>▶ ER Allowed: 6, 2x, MR vs. Auburn (5/12/23)</div> <div>▶ Runs Allowed: 6, 3x, MR vs. Auburn (5/12/23)</div> <div>▶ Walks: 4, 6x, MR at Alabama (5/18/23)</div>

RIVAS' CAREER STATS																									
Year	ERA	W	L	App	GS	CG	SHO	CBO	SV	IP	H	R	ER	BB	SO	2B	3B	HR	BF	B/Avg	WP	HBP	BK	SFA	SHA
2023	6.35	5	5	14	14	0	0	0	0	68.0	65	51	48	40	89	11	1	15	316	.248	6	9	0	4	1
2024																									
TOTAL	6.35	5	5	14	14	0	0	0	0	68.0	65	51	48	40	89	11	1	15	316	.248	6	9	0	4	1



34

ELI BERCH

SO | C | BIXBY, OKLA. | CHIPOLA COLLEGE

SEASON HIGHS	CAREER HIGHS
<div>▶ Runs: 2, 2x, MR vs. Morehead State (3/9/24)</div> <div>▶ Hits: 3, vs. Iowa (3/3/24)</div> <div>▶ Home Runs: 1, vs. Iowa (3/3/24)</div> <div>▶ RBI: 2, at Georgia (4/19/24)</div> <div>▶ Walks: 2, vs. Morehead State (3/9/24)</div> <div>▶ Stolen Bases: --</div> <div>▶ Assists: 2, 3x, MR vs. Kentucky (3/31/24)</div>	<div>▶ Runs: 2, 2x, MR vs. Morehead State (3/9/24)</div> <div>▶ Hits: 3, vs. Iowa (3/3/24)</div> <div>▶ Home Runs: 1, vs. Iowa (3/3/24)</div> <div>▶ RBI: 2, at Georgia (4/19/24)</div> <div>▶ Walks: 2, vs. Morehead State (3/9/24)</div> <div>▶ Stolen Bases: --</div> <div>▶ Assists: 2, 3x, MR vs. Kentucky (3/31/24)</div>

BERCH'S CAREER STATS																									
Year	Avg.	GP	GS	AB	R	H	2B	3B	HR	RBI	TB	SLG%	BB	HBP	SO	GDP	OB%	SF	SH	SB	ATT	PO	A	E	FLD%
2024	.188	34	25	80	11	15	2	0	1	9	20	.250	11	3	28	2	.309	0	1	0	0	235	13	2	.992
TOTAL	.188	34	25	80	11	15	2	0	1	9	20	.250	11	3	28	2	.309	0	1	0	0	235	13	2	.992



35

WILL FURNISS

SO | IF | NACOGDOCHES, TEXAS | NACOGDOCHES

SEASON HIGHS	CAREER HIGHS
<div>▶ Runs: 3, vs. High Point (2/24/24)</div> <div>▶ Hits: 3, vs. Mississippi State (4/14/24)</div> <div>▶ Home Runs: 1, 7x, MR at Auburn (5/3/24)</div> <div>▶ RBI: 5, vs. High Point (2/25/24)</div> <div>▶ Walks: 2, 4x, MR vs. Morehead State (3/10/24)</div> <div>▶ Stolen Bases: --</div> <div>▶ Assists: 2, at Auburn (5/4/24)</div>	<div>▶ Runs: 3, 2x, MR vs. High Point (2/24/24)</div> <div>▶ Hits: 3, 2x, MR vs. Mississippi State (4/14/24)</div> <div>▶ Home Runs: 1, 10x, MR at Auburn (5/3/24)</div> <div>▶ RBI: 5, vs. High Point (2/25/24)</div> <div>▶ Walks: 2, 6x, MR vs. Morehead State (3/10/24)</div> <div>▶ Stolen Bases: 1, vs. Delaware (2/19/23)</div> <div>▶ Assists: 2, at Auburn (5/4/24)</div>

FURNISS' CAREER STATS																										
Year	Avg.	GP	GS	AB	R	H	2B	3B	HR	RBI	TB	SLG%	BB	HBP	SO	GDP	OB%	SF	SH	SB	ATT	PO	A	E	FLD%	
2023	.298	48	38	131	18	39	4	0	3	15	52	.397	13	2	33	4	.367	1	0	1	1	35	1	2	.947	
2024	.259	43	35	116	24	30	7	0	8	29	61	.526	25	0	37	2	.385	2	0	0	0	58	5	0	1.000	
TOTAL	.279	91	73	247	42	69	11	0	11	44	113	.457	35	2	63	6	.376	3	0	1	1	93	6	2	.980	



37

MASON MORRIS

SO | RHP/IF | TUPELO, MISS. | TUPELO

SEASON HIGHS	CAREER HIGHS
<div>▶ IP (Start): 3.0, vs. Arkansas State (2/21/24)</div> <div>▶ IP (Relief): 3.0, vs. Little Rock (2/27/24)</div> <div>▶ Strikeouts: 3, 4x, MR vs. Murray State (5/8/24)</div> <div>▶ ER Allowed: 4, at Georgia (4/19/24)</div> <div>▶ Runs Allowed: 4, at Georgia (4/19/24)</div> <div>▶ Walks: 3, at Auburn (5/5/24)</div> <div>▶ Hits Allowed: 4, 2x, MR at Georgia (4/19/24)</div>	<div>▶ IP (Start): 3.0, vs. Arkansas State (2/21/24)</div> <div>▶ IP (Relief): 3.0, vs. Little Rock (2/27/24)</div> <div>▶ Strikeouts: 3, 4x, MR at Georgia (4/19/24)</div> <div>▶ ER Allowed: 4, at Georgia (4/19/24)</div> <div>▶ Runs Allowed: 4, at Georgia (4/19/24)</div> <div>▶ Walks: 3, 2x, MR at Auburn (5/5/24)</div> <div>▶ Hits Allowed: 4, 2x, MR at Georgia (4/19/24)</div>

MORRIS' CAREER STATS																									
Year	ERA	W	L	App	GS	CG	SHO	CBO	SV	IP	H	R	ER	BB	SO	2B	3B	HR	BF	B/Avg	WP	HBP	BK	SFA	SHA
2023	5.87	0	0	9	0	0	0	0	0	7.2	11	5	5	7	8	3	0	1	42	.344	2	2	0	1	0
2024	6.52	1	2	20	1	0	0	0	1	29.0	28	23	21	17	32	6	0	4	136	.264	2	7	0	4	2
TOTAL	6.38	1	2	29	1	0	0	0	1	36.2	39	28	26	24	40	9	0	5	178	.285	4	9	0	5	2



38

PATRICK GALLE

FR | RHP | BILOXI, MISS. | BILOXI

SEASON HIGHS	CAREER HIGHS
<div>▶ IP (Start): --</div> <div>▶ IP (Relief): 1.0, vs. Morehead State (3/9/24)</div> <div>▶ Strikeouts: 2, 2x, MR vs. Murray State (5/8/24)</div> <div>▶ ER Allowed: 3, at Tennessee (3/22/24)</div> <div>▶ Runs Allowed: 4, at Tennessee (3/22/24)</div> <div>▶ Walks: 2, 2x, MR at Tennessee (3/22/24)</div> <div>▶ Hits Allowed: 2, at Tennessee (3/22/24)</div>	<div>▶ IP (Start): --</div> <div>▶ IP (Relief): 1.0, vs. Morehead State (3/9/24)</div> <div>▶ Strikeouts: 2, 2x, MR vs. Murray State (5/8/24)</div> <div>▶ ER Allowed: 3, at Tennessee (3/22/24)</div> <div>▶ Runs Allowed: --</div> <div>▶ Walks: 2, 2x, MR at Tennessee (3/22/24)</div> <div>▶ Hits Allowed: 2, at Tennessee (3/22/24)</div>

GALLE'S CAREER STATS																									
Year	ERA	W	L	App	GS	CG	SHO	CBO	SV	IP	H	R	ER	BB	SO	2B	3B	HR	BF	B/Avg	WP	HBP	BK	SFA	SHA
2024	11.57	0	0	4	0	0	0	0	0	2.1	4	4	3	4	2	0	0	0	14	.400	0	0	0	0	0
TOTAL	11.57	0	0	4	0	0	0	0	0	2.1	4	4	3	4	2	0	0	0	14	.400	0	0	0	0	0



39

GABE SMITH

FR | RHP | EDWARDSVILLE, ILL. | FATHER MCGIVNEY CATHOLIC

SEASON HIGHS	CAREER HIGHS
<div>▶ IP (Start): --</div> <div>▶ IP (Relief): --</div> <div>▶ Strikeouts: --</div> <div>▶ ER Allowed: --</div> <div>▶ Runs Allowed: --</div> <div>▶ Walks: --</div> <div>▶ Hits Allowed: --</div>	<div>▶ IP (Start): --</div> <div>▶ IP (Relief): --</div> <div>▶ Strikeouts: --</div> <div>▶ ER Allowed: --</div> <div>▶ Runs Allowed: --</div> <div>▶ Walks: --</div> <div>▶ Hits Allowed: --</div>

SMITH'S CAREER STATS																									
Year	ERA	W	L	App	GS	CG	SHO	CBO	SV	IP	H	R	ER	BB	SO	2B	3B	HR	BF	B/Avg	WP	HBP	BK	SFA	SHA
2024																									



40

WES MENDES

FR | LHP/OF | TAMPA, FLA. | TAMPA JESUIT

SEASON HIGHS	CAREER HIGHS
<div>▶ IP (Start): 3.0, vs. Little Rock (2/27/24)</div> <div>▶ IP (Relief): 3.0, 2x, MR at Auburn (5/4/24)</div> <div>▶ Strikeouts: 6, vs. Iowa (3/3/24)</div> <div>▶ ER Allowed: 4, 2x, MR vs. Alabama (4/27/24)</div> <div>▶ Runs Allowed: 4, 2x, MR vs. Alabama (4/27/24)</div> <div>▶ Walks: 2, 4x, MR at Georgia (4/19/24)</div> <div>▶ Hits Allowed: 6, at Georgia (4/19/24)</div>	<div>▶ IP (Start): 3.0, vs. Little Rock (2/27/24)</div> <div>▶ IP (Relief): 3.0, 2x, MR at Auburn (5/4/24)</div> <div>▶ Strikeouts: 6, vs. Iowa (3/3/24)</div> <div>▶ ER Allowed: 4, 2x, MR vs. Alabama (4/27/24)</div> <div>▶ Runs Allowed: 4, 2x, MR vs. Alabama (4/27/24)</div> <div>▶ Walks: 2, 4x, MR at Georgia (4/19/24)</div> <div>▶ Hits Allowed: 6, at Georgia (4/19/24)</div>

MENDES' CAREER STATS																									
Year	ERA	W	L	App	GS	CG	SHO	CBO	SV	IP	H	R	ER	BB	SO	2B	3B	HR	BF	B/Avg	WP	HBP	BK	SFA	SHA
2024	8.17	1	1	14	2	0	0	0	1	25.1	29	23	23	14	31	6	0	7	121	.290	1	5	0	1	1
TOTAL	8.17	1	1	14	2	0	0	0	1	25.1	29	23	23	14	31	6	0	7	121	.290	1	5	0	1	1



43

COLE KETCHUM

SO | RHP | WEST POINT, MISS. | HERITAGE ACADEMY

SEASON HIGHS	CAREER HIGHS
<div>▶ IP (Start): --</div> <div>▶ IP (Relief): --</div> <div>▶ Strikeouts: --</div> <div>▶ ER Allowed: --</div> <div>▶ Runs Allowed: --</div> <div>▶ Walks: --</div> <div>▶ Hits Allowed: --</div>	<div>▶ IP (Start): --</div> <div>▶ IP (Relief): 3.2, 2x, MR at Alabama (5/19/23)</div> <div>▶ Strikeouts: 3, vs. Little Rock (5/2/23)</div> <div>▶ ER Allowed: 4, 2x, MR vs. Auburn (5/13/23)</div> <div>▶ Runs Allowed: 4, 2x, MR vs. Auburn (5/13/23)</div> <div>▶ Walks: 3, at Alabama (5/19/23)</div> <div>▶ Hits Allowed: 4, 4x, MR vs. Auburn (5/13/23)</div>

KETCHUM'S CAREER STATS																									
Year	ERA	W	L	App	GS	CG	SHO	CBO	SV	IP	H	R	ER	BB	SO	2B	3B	HR	BF	B/Avg	WP	HBP	BK	SFA	SHA
2023	7.11	0	1	15	0	0	0	0	0	19.0	28	15	15	9	13	6	1	4	89	.359	2	1	0	1	0
2024																									
TOTAL	7.11	0	1	15	0	0	0	0	0	19.0	28	15	15	9	13	6	1	4	89	.359	2	1	0	1	0



44

COLE TOLBERT

JR | RHP | LAUREL, MISS. | PEARL RIVER CC

SEASON HIGHS	CAREER HIGHS
<div>▶ IP (Start): --</div> <div>▶ IP (Relief): 1.2, at Hawaii (2/18/24)</div> <div>▶ Strikeouts: 2, vs. Iowa (3/1/24)</div> <div>▶ ER Allowed: 1, vs. Murray State (5/8/24)</div> <div>▶ Runs Allowed: 3, vs. Murray State (5/8/24)</div> <div>▶ Walks: 2, vs. Iowa (3/1/24)</div> <div>▶ Hits Allowed: 3, vs. Murray State (5/8/24)</div>	<div>▶ IP (Start): --</div> <div>▶ IP (Relief): 3.0, vs. LSU (4/22/23)</div> <div>▶ Strikeouts: 4, 3x, vs. Little Rock (5/2/23)</div> <div>▶ ER Allowed: 3, at Missouri (5/5/23)</div> <div>▶ Runs Allowed: 3, 2x, MR vs. Murray State (5/8/24)</div> <div>▶ Walks: 2, 3x, MR vs. Iowa (3/1/24)</div> <div>▶ Hits Allowed: 6, vs. Auburn (5/13/23)</div>

TOLBERT'S CAREER STATS																									
Year	ERA	W	L	App	GS	CG	SHO	CBO	SV	IP	H	R	ER	BB	SO	2B	3B	HR	BF	B/Avg	WP	HBP	BK	SFA	SHA
2023	4.73	1	0	10	0	0	0	0	0	13.1	19	8	7	6	18	0	0	3	69	.317	0	3	0	0	0
2024	0.00	0	0	4	0	0	0	0	0	3.1	3	1	0	3	4	0	0	0	19	.214	1	2	0	0	0
TOTAL	3.78	1	0	14	0	0	0	0	0	16.2	22	9	7	9	22	0	0	3	88	---	1	5	0	0	0



45

MASON NICHOLS

JR | RHP | JACKSON, MISS. | JACKSON PREP

SEASON HIGHS	CAREER HIGHS
<div>▶ IP (Start): 6.1, vs. Mississippi State (4/14/24)</div> <div>▶ IP (Relief): 4.1, at Hawaii (2/16/24)</div> <div>▶ Strikeouts: 5, 2x, MR vs. Morehead State (3/9/24/24)</div> <div>▶ ER Allowed: 3, 2x, MR at Auburn (5/5/24)</div> <div>▶ Runs Allowed: 4, at Auburn (5/5/24)</div> <div>▶ Walks: 3, 3x, MR at Arkansas (4/6/24)</div> <div>▶ Hits Allowed: 6, at Auburn (5/5/24)</div>	<div>▶ IP (Start): 6.1, vs. Mississippi State (4/14/24)</div> <div>▶ IP (Relief): 4.1, at Hawaii (2/16/24)</div> <div>▶ Strikeouts: 5, 7x, MR vs. Morehead State (3/9/24)</div> <div>▶ ER Allowed: 4, 2x, MR vs. Memphis (4/11/23)</div> <div>▶ Runs Allowed: 4, 3x, MR at Auburn (5/5/24)</div> <div>▶ Walks: 3, 4x, MR at Arkansas (4/6/24)</div> <div>▶ Hits Allowed: 6, at Auburn (5/5/24)</div>

NICHOLS' CAREER STATS																									
Year	ERA	W	L	App	GS	CG	SHO	CBO	SV	IP	H	R	ER	BB	SO	2B	3B	HR	BF	B/Avg	WP	HBP	BK	SFA	SHA
2022	2.84	1	0	21	0	0	0	0	0	31.2	22	12	10	12	41	4	0	4	130	.193	1	3	1	1	0
2023	5.45	4	3	23	0	0	0	0	4	38.0	35	25	23	16	45	2	1	12	171	.236	2	5	0	1	1
2024	3.77	4	0	15	4	0	0	0	0	31.0	23	15	13	16	36	5	0	4	134	.202	2	3	0	0	1
TOTAL	4.11	9	3	59	4	0	0	0	4	100.2	80	52	46	44	122	11	1	20	435	.204	5	11	1	2	2



46

BRAYDEN JONES

SO | RHP | MADISON, MISS. | MADISON-RIDGELAND ACADEMY

SEASON HIGHS	CAREER HIGHS
<div>▶ IP (Start): --</div> <div>▶ IP (Relief): 3.0, vs. Arkansas State (2/21/24)</div> <div>▶ Strikeouts: 4, vs. Memphis (3/6/24)</div> <div>▶ ER Allowed: 3, 2x, MR vs. Kentucky (3/30/24)</div> <div>▶ Runs Allowed: 4, vs. Austin Peay (3/26/24)</div> <div>▶ Walks: 3, vs. Kentucky (3/30/24)</div> <div>▶ Hits Allowed: 3, 3x, MR vs Alabama (4/27/24)</div>	<div>▶ IP (Start): --</div> <div>▶ IP (Relief): 4.2, vs. LSU (4/21/23)</div> <div>▶ Strikeouts: 6, vs. LSU (4/21/23)</div> <div>▶ ER Allowed: 4, vs. Little Rock (5/2/23)</div> <div>▶ Runs Allowed: 4, vs. Little Rock (5/2/23)</div> <div>▶ Walks: 3, vs. Kentucky (3/31/24)</div> <div>▶ Hits Allowed: 4, 2x, MR at Mississippi State (4/15/23)</div>

JONES' CAREER STATS																									
Year	ERA	W	L	App	GS	CG	SHO	CBO	SV	IP	H	R	ER	BB	SO	2B	3B	HR	BF	B/Avg	WP	HBP	BK	SFA	SHA
2023	4.36	1	1	19	0	0	0	0	2	33.0	31	17	16	20	29	6	0	3	151	.252	8	6	0	1	1
2024	5.56	1	0	19	0	0	0	0	1	22.2	25	15	14	13	22	5	0	5	107	.284	3	2	0	1	3
TOTAL	4.85	2	1	38	0	0	0	0	3	55.2	56	32	30	33	51	11	0	8	258	.259	10	8	0	2	4



47

SAM TOOKOIAN

SO | RHP | FRESNO, CALIF. | BUCHANAN

SEASON HIGHS	CAREER HIGHS
<div>▶ IP (Start): --</div> <div>▶ IP (Relief): 2.0, 2x, MR vs. Austin Peay (3/26/24)</div> <div>▶ Strikeouts: 4, vs. Morehead State (3/8/24)</div> <div>▶ ER Allowed: 2, 2x, MR vs. Mississippi State (5/1/24)</div> <div>▶ Runs Allowed: 3, vs. Kentucky (3/30/24)</div> <div>▶ Walks: 2, vs. Mississippi State (5/1/24)</div> <div>▶ Hits Allowed: 4, vs. Kentucky (3/31/24)</div>	<div>▶ IP (Start): --</div> <div>▶ IP (Relief): 3.2, at Vanderbilt (3/17/23)</div> <div>▶ Strikeouts: 5, vs. Maryland (2/25/23)</div> <div>▶ ER Allowed: 4, at Vanderbilt (3/17/23)</div> <div>▶ Runs Allowed: 4, at Vanderbilt (3/17/23)</div> <div>▶ Walks: 4, 2x, MR at Vanderbilt (3/17/23)</div> <div>▶ Hits Allowed: 5, vs. Auburn (5/12/23)</div>

TOOKOIAN'S CAREER STATS																									
Year	ERA	W	L	App	GS	CG	SHO	CBO	SV	IP	H	R	ER	BB	SO	2B	3B	HR	BF	B/Avg	WP	HBP	BK	SFA	SHA
2023	4.75	1	1	20	0	0	0	0	1	30.1	25	18	16	28	44	5	0	4	144	.219	6	1	1	0	1
2024	4.66	0	0	9	0	0	0	0	0	9.2	10	7	5	4	16	2	0	2	45	.250	1	1	0	0	0
TOTAL	4.72	1	1	29	0	0	0	0	1	40	35	25	21	32	60	7	0	6	189	.227	7	2	1	0	1



50

TAYLOR RABE

FR | RHP | GREENVILLE, S.C. | GREENVILLE SENIOR

SEASON HIGHS	CAREER HIGHS
<div>▶ IP (Start): --</div> <div>▶ IP (Relief): --</div> <div>▶ Strikeouts: --</div> <div>▶ ER Allowed: --</div> <div>▶ Runs Allowed: --</div> <div>▶ Walks: --</div> <div>▶ Hits Allowed: --</div>	<div>▶ IP (Start): --</div> <div>▶ IP (Relief): --</div> <div>▶ Strikeouts: --</div> <div>▶ ER Allowed: --</div> <div>▶ Runs Allowed: --</div> <div>▶ Walks: --</div> <div>▶ Hits Allowed: --</div>

RABE'S CAREER STATS																									
Year	ERA	W	L	App	GS	CG	SHO	CBO	SV	IP	H	R	ER	BB	SO	2B	3B	HR	BF	B/Avg	WP	HBP	BK	SFA	SHA
2024																									



51

HUDSON CALHOUN

FR | RHP | TUPELO, MISS. | McCALLIE

SEASON HIGHS	CAREER HIGHS
<div>▶ IP (Start): --</div> <div>▶ IP (Relief): 1.0, vs. High Point (2/23/24)</div> <div>▶ Strikeouts: 1, vs. Murray State (5/8/24)</div> <div>▶ ER Allowed: 1, vs. Murray State (5/8/24)</div> <div>▶ Runs Allowed: 2, vs. Murray State (5/8/24)</div> <div>▶ Walks: 1, vs. High Point (2/23/24)</div> <div>▶ Hits Allowed: 1, vs. Murray State (5/8/24)</div>	<div>▶ IP (Start): --</div> <div>▶ IP (Relief): 1.0, vs. High Point (2/23/24)</div> <div>▶ Strikeouts: 1, vs. Murray State (5/8/24)</div> <div>▶ ER Allowed: 1, vs. Murray State (5/8/24)</div> <div>▶ Runs Allowed: 2, vs. Murray State (5/8/24)</div> <div>▶ Walks: 1, vs. High Point (2/23/24)</div> <div>▶ Hits Allowed: 1, vs. Murray State (5/8/24)</div>

CALHOUN'S CAREER STATS																									
Year	ERA	W	L	App	GS	CG	SHO	CBO	SV	IP	H	R	ER	BB	SO	2B	3B	HR	BF	B/Avg	WP	HBP	BK	SFA	SHA
2024	0.00	0	0	1	0	0	0	0	0	1.0	0	0	0	1	0	0	0	0	3	.000	0	0	0	0	0
TOTAL	0.00	0	0	1	0	0	0	0	0	1.0	0	0	0	1	0	0	0	0	3	.000	0	0	0	0	0



52

HUDSON MATTOX

FR | RHP/UT | GRENADA, MISS. | KIRK ACADEMY

SEASON HIGHS	CAREER HIGHS
<div>▶ IP (Start): --</div> <div>▶ IP (Relief): --</div> <div>▶ Strikeouts: --</div> <div>▶ ER Allowed: --</div> <div>▶ Runs Allowed: --</div> <div>▶ Walks: --</div> <div>▶ Hits Allowed: --</div>	<div>▶ IP (Start): --</div> <div>▶ IP (Relief): --</div> <div>▶ Strikeouts: --</div> <div>▶ ER Allowed: --</div> <div>▶ Runs Allowed: --</div> <div>▶ Walks: --</div> <div>▶ Hits Allowed: --</div>

MATTOX'S CAREER STATS																									
Year	ERA	W	L	App	GS	CG	SHO	CBO	SV	IP	H	R	ER	BB	SO	2B	3B	HR	BF	B/Avg	WP	HBP	BK	SFA	SHA
2024																									



54

AUSTIN SIMMONS

FR | LHP | PINECREST, FLA. | PAHOKEE

SEASON HIGHS	CAREER HIGHS
<div>▶ IP (Start): --</div> <div>▶ IP (Relief): 2.0, 2x, MR vs. Iowa (3/2/24)</div> <div>▶ Strikeouts: 5, at Memphis (4/2/2024)</div> <div>▶ ER Allowed: 2, 2x, MR vs. Mississippi State (4/12/24)</div> <div>▶ Runs Allowed: 2, 2x, MR vs. Mississippi State (4/14/24)</div> <div>▶ Walks: 2, 3x, MR at Georgia (4/20/24)</div> <div>▶ Hits Allowed: 3, vs. Morehead State (3/10/24)</div>	<div>▶ IP (Start): --</div> <div>▶ IP (Relief): 2.0, 2x, MR vs. Iowa (3/2/24)</div> <div>▶ Strikeouts: 5, at Memphis (4/2/2024)</div> <div>▶ ER Allowed: 2, 2x, MR vs. Mississippi State (4/12/24)</div> <div>▶ Runs Allowed: 2, 2x, MR vs. Mississippi State (4/14/24)</div> <div>▶ Walks: 2, 3x, MR at Georgia (4/20/24)</div> <div>▶ Hits Allowed: 3, vs. Morehead State (3/10/24)</div>

SIMMONS' CAREER STATS																									
Year	ERA	W	L	App	GS	CG	SHO	CBO	SV	IP	H	R	ER	BB	SO	2B	3B	HR	BF	B/Avg	WP	HBP	BK	SFA	SHA
2024	3.21	2	0	13	0	0	0	0	0	14.0	9	7	5	11	20	3	0	0	64	.173	3	1	0	0	0
TOTAL	3.21	2	0	13	0	0	0	0	0	14.0	9	7	5	11	20	3	0	0	64	.173	3	1	0	0	0

GAME-BY-GAME STARTERS BY POSITION

Opponent	C	1B	2B	3B	SS	LF	CF	RF	DH	P
Feb. 16 - Hawaii	Smithwick	Utermark	Burford	Fischer	Hill	Lege	Groff	Hughes	Ross	Quinn
Feb. 17 - Hawaii	Berch	Ross	Lege	Fischer	Hill	Utermark	Groff	Hughes	Gatlin	Dennis
Feb. 17 - Hawaii	Smithwick	Ross	Burford	Fischer	Hill	Utermark	Groff	Hughes	Furniss	Saunier
Feb. 18 - Hawaii	Smithwick	Ross	Burford	Fischer	Hill	Lege	Groff	Utermark	Gatlin	Maddox
Feb. 21 - Arkansas State	Berch	Utermark	Burford	Fischer	Hill	Lege	Groff	Hughes	Ross	Morris
Feb. 23 - High Point	Smithwick	Ross	Randle	Burford	Hill	Lege	Groff	Utermark	Gatlin	Quinn
Feb. 24 - High Point	Smithwick	Ross	Lege	Fischer	Hill	Kramer	Groff	Hughes	Furniss	Dennis
Feb. 25 - High Point	Smithwick	Ross	Burford	Fischer	Hill	Lege	Groff	Hughes	Furniss	Saunier
Feb. 27 - Little Rock	Berch	Ross	Burford	Fischer	Hill	Lege	Groff	Utermark	Furniss	Mendes
Feb. 28 - Missouri State	Smithwick	Ross	Burford	Fischer	Randle	Lege	Groff	Hughes	Furniss	Maddox
Mar. 1 - Iowa	Smithwick	Ross	Randle	Fischer	Hill	Lege	Groff	Hughes	Furniss	Dennis
Mar. 2 - Iowa	Smithwick	Ross	Randle	Fischer	Hill	Lege	Groff	Hughes	Furniss	Quinn
Mar. 3 - Iowa	Berch	Ross	Burford	Fischer	Hill	Lege	Groff	Utermark	Gatlin	Saunier
Mar. 6 - Memphis	Smithwick	Ross	Burford	Fischer	Hill	Lege	Groff	Hughes	Furniss	Maddox
Mar. 8 - Morehead State	Smithwick	Ross	Randle	Fischer	Hill	Lege	Groff	Hughes	Furniss	Dennis
Mar. 9 - Morehead State	Berch	Ross	Randle	Utermark	Hill	Lege	Groff	Hughes	Fischer	Doyle
Mar. 10 - Morehead State	Smithwick	Ross	Burford	Fischer	Hill	Lege	Groff	Hughes	Furniss	Saunier
Mar. 12 - ULM	Berch	Ross	Burford	Fischer	Hill	Lege	Groff	Hughes	Furniss	Maddox
Mar. 15 - South Carolina	Berch	Ross	Randle	Fischer	Hill	Lege	Groff	Hughes	Furniss	Dennis
Mar. 16 - South Carolina	Berch	Ross	Burford	Fischer	Hill	Lege	Groff	Hughes	Gatlin	Doyle
Mar. 17 - South Carolina	Berch	Ross	Randle	Fischer	Hill	Lege	Groff	Hughes	Furniss	Saunier
Mar. 19 - Southern Miss	Smithwick	Ross	Randle	Fischer	Hill	Lege	Groff	Hughes	Furniss	Maddox
Mar. 22 - Tennessee	Berch	Ross	Randle	Fischer	Hill	Lege	Groff	Hughes	Furniss	Dennis
Mar. 23 - Tennessee	Smithwick	Ross	Randle	Fischer	Hill	Lege	Groff	Hughes	Furniss	Doyle
Mar. 24 - Tennessee	Smithwick	Ross	Burford	Fischer	Hill	Lege	Groff	Hughes	Gatlin	Saunier
Mar. 26 - Austin Peay	Berch	Ross	Randle	Fischer	Hill	Lege	Groff	Hughes	Furniss	Carmack
Mar. 29 - Kentucky	Smithwick	Ross	Randle	Fischer	Hill	Lege	Groff	Hughes	Furniss	Maddox
Mar. 30 - Kentucky	Berch	Ross	Randle	Fischer	Hill	Lege	Groff	Hughes	Gatlin	Doyle
Mar. 31 - Kentucky	Berch	Ross	Randle	Fischer	Hill	Lege	Groff	Hughes	Furniss	Dennis
Apr. 2 - Memphis	Lyons	Utermark	Burford	Fischer	Hill	Lege	Groff	Hughes	Ross	Mendes
Apr. 4 - Arkansas	Lyons	Utermark	Hill	Fischer	Randle	Lege	Groff	Hughes	Ross	Maddox
Apr. 5 - Arkansas	Lyons	Ross	Hill	Fischer	Randle	Lege	Groff	Hughes	Gatlin	Doyle
Apr. 6 - Arkansas	Lyons	Ross	Hill	Fischer	Randle	Lege	Groff	Utermark	Furniss	Nichols
Apr. 12 - Mississippi State	Lyons	Ross	Hill	Fischer	Randle	Lege	Groff	Utermark	Furniss	Maddox
Apr. 13 - Mississippi State	Lyons	Ross	Hill	Fischer	Randle	Lege	Groff	Smithwick	Furniss	Doyle
Apr. 14 - Mississippi State	Berch	Ross	Hill	Fischer	Randle	Lege	Groff	Smithwick	Furniss	Nichols
Apr. 19 - Georgia	Berch	Ross	Hill	Fischer	Randle	Lege	Groff	Smithwick	Furniss	Maddox
Apr. 20 - Georgia	Berch	Ross	Hill	Fischer	Randle	Lege	Groff	Hughes	Furniss	Doyle
Apr. 20 - Georgia	Lyons	Furniss	Burford	Utermark	Randle	Lege	Hughes	Ross	Fischer	Dennis
Apr. 23 - North Alabama	Berch	Furniss	Hill	Utermark	Randle	Lege	Groff	Ross	Fischer	Saunier
Apr. 25 - Alabama	Berch	Ross	Hill	Fischer	Randle	Lege	Groff	Utermark	Furniss	Maddox
Apr. 26 - Alabama	Berch	Furniss	Hill	Utermark	Randle	Lege	Groff	Ross	Fischer	Doyle
Apr. 27 - Alabama	Berch	Furniss	Hill	Utermark	Randle	Lege	Groff	Ross	Fischer	Nichols
May 1 - Mississippi State	Berch	Furniss	Burford	Utermark	Hill	Lege	Groff	Ross	Fischer	Saunier
May 3 - Auburn	Berch	Furniss	Hill	Utermark	Randle	Ross	Groff	Hughes	Fischer	Maddox
May 4 - Auburn	Berch	Furniss	Hill	Utermark	Randle	Ross	Groff	Hughes	Fischer	Doyle
May 5 - Auburn	Berch	Furniss	Hill	Utermark	Randle	Ross	Groff	Hughes	Fischer	Nichols
May 8 - Murray State	Berch	Furniss	Hill	Fischer	Randle	Ross	Groff	Utermark	Smithwick	Saunier
May 10 - Texas A&M	Berch	Furniss	Burford	Utermark	Hill	Ross	Groff	Hughes	Fischer	Maddox
May 11 - Texas A&M	Berch	Furniss	Burford	Fischer	Hill	Ross	Groff	Hughes	Smithwick	Doyle
May 12 - Texas A&M	Berch	Furniss	Burford	Fischer	Hill	Ross	Groff	Markle	Utermark	Nichols
May 14 - Southern Miss	Berch	Furniss	Burford	Fischer	Hill	Ross	Groff	Hughes	Smithwick	Saunier
May 16 - LSU	Berch	Furniss	Burford	Utermark	Hill	Ross	Groff	Hughes	Fischer	Maddox
May 17 - LSU	Berch	Furniss	Hill	Fischer	Randle	Ross	Groff	Hughes	Smithwick	Doyle
May 18 - LSU	Berch	Furniss	Burford	Fischer	Hill	Ross	Groff	Hughes	Smithwick	Nichols

GAME-BY-GAME STARTERS BY BATTING ORDER

Opponent	1	2	3	4	5	6	7	8	9
Feb. 16 - Hawaii	Hill	Utermark	Ross	Fischer	Lege	Groff	Hughes	Burford	Smithwick
Feb. 17 - Hawaii	Groff	Hill	Fischer	Ross	Lege	Hughes	Utermark	Gatlin	Berch
Feb. 17 - Hawaii	Hill	Fischer	Ross	Hughes	Groff	Smithwick	Utermark	Furniss	Burford
Feb. 18 - Hawaii	Hill	Groff	Ross	Fischer	Lege	Utermark	Gatlin	Burford	Smithwick
Feb. 21 - Arkansas State	Hill	Lege	Ross	Utermark	Groff	Fischer	Burford	Hughes	Berch
Feb. 23 - High Point	Hill	Groff	Lege	Utermark	Ross	Gatlin	Smithwick	Burford	Randle
Feb. 24 - High Point	Groff	Fischer	Lege	Ross	Hughes	Furniss	Hill	Kramer	Smithwick
Feb. 25 - High Point	Groff	Fischer	Lege	Ross	Furniss	Hill	Hughes	Burford	Smithwick
Feb. 27 - Little Rock	Groff	Fischer	Lege	Ross	Furniss	Hill	Utermark	Burford	Berch
Feb. 28 - Missouri State	Groff	Fischer	Ross	Furniss	Lege	Smithwick	Burford	Hughes	Randle
Mar. 1 - Iowa	Groff	Fischer	Ross	Furniss	Lege	Smithwick	Hill	Hughes	Randle
Mar. 2 - Iowa	Groff	Fischer	Ross	Furniss	Lege	Hughes	Hill	Smithwick	Randle
Mar. 3 - Iowa	Groff	Fischer	Ross	Lege	Utermark	Hill	Gatlin	Burford	Berch
Mar. 6 - Memphis	Groff	Fischer	Ross	Lege	Furniss	Hill	Hughes	Burford	Smithwick
Mar. 8 - Morehead State	Groff	Fischer	Ross	Lege	Hughes	Hill	Furniss	Smithwick	Randle
Mar. 9 - Morehead State	Groff	Fischer	Ross	Lege	Hughes	Hill	Utermark	Randle	Berch
Mar. 10 - Morehead State	Groff	Fischer	Ross	Lege	Hughes	Hill	Furniss	Burford	Smithwick
Mar. 12 - ULM	Groff	Fischer	Ross	Lege	Hill	Hughes	Burford	Furniss	Berch
Mar. 15 - South Carolina	Groff	Fischer	Ross	Lege	Hughes	Hill	Furniss	Berch	Randle
Mar. 16 - South Carolina	Groff	Fischer	Ross	Lege	Hill	Gatlin	Hughes	Burford	Berch
Mar. 17 - South Carolina	Groff	Fischer	Ross	Lege	Hughes	Hill	Furniss	Berch	Randle
Mar. 19 - Southern Miss	Groff	Ross	Fischer	Lege	Hughes	Hill	Furniss	Smithwick	Randle
Mar. 22 - Tennessee	Groff	Fischer	Ross	Lege	Hughes	Hill	Furniss	Berch	Randle
Mar. 23 - Tennessee	Ross	Fischer	Lege	Groff	Hughes	Hill	Furniss	Smithwick	Randle
Mar. 24 - Tennessee	Ross	Fischer	Lege	Groff	Hughes	Hill	Gatlin	Burford	Smithwick
Mar. 26 - Austin Peay	Hill	Fischer	Ross	Lege	Groff	Furniss	Hughes	Berch	Randle
Mar. 29 - Kentucky	Hill	Fischer	Ross	Lege	Groff	Hughes	Furniss	Smithwick	Randle
Mar. 30 - Kentucky	Hill	Fischer	Ross	Lege	Groff	Gatlin	Hughes	Berch	Randle
Mar. 31 - Kentucky	Hill	Fischer	Ross	Lege	Hughes	Groff	Furniss	Berch	Randle
Apr. 2 - Memphis	Groff	Ross	Lege	Fischer	Hill	Hughes	Utermark	Lyons	Burford
Apr. 4 - Arkansas	Hill	Fischer	Lege	Ross	Groff	Hughes	Lyons	Utermark	Randle
Apr. 5 - Arkansas	Hill	Fischer	Lege	Ross	Groff	Hughes	Lyons	Gatlin	Randle
Apr. 6 - Arkansas	Hill	Fischer	Groff	Lege	Ross	Furniss	Utermark	Lyons	Randle
Apr. 12 - Mississippi State	Hill	Fischer	Lege	Groff	Ross	Furniss	Lyons	Utermark	Randle
Apr. 13 - Mississippi State	Hill	Groff	Fischer	Lege	Furniss	Ross	Smithwick	Lyons	Randle
Apr. 14 - Mississippi State	Hill	Groff	Fischer	Lege	Furniss	Ross	Smithwick	Berch	Randle
Apr. 19 - Georgia	Hill	Groff	Fischer	Lege	Furniss	Ross	Smithwick	Berch	Randle
Apr. 20 - Georgia	Hill	Fischer	Lege	Furniss	Ross	Groff	Hughes	Berch	Randle
Apr. 20 - Georgia	Lege	Fischer	Ross	Furniss	Hughes	Burford	Lyons	Utermark	Randle
Apr. 23 - North Alabama	Groff	Fischer	Lege	Furniss	Ross	Hill	Utermark	Berch	Randle
Apr. 25 - Alabama	Groff	Fischer	Lege	Ross	Hill	Furniss	Utermark	Berch	Randle
Apr. 26 - Alabama	Groff	Fischer	Lege	Furniss	Ross	Hill	Utermark	Berch	Randle
Apr. 27 - Alabama	Ross	Fischer	Lege	Furniss	Hill	Groff	Utermark	Berch	Randle
May 1 - Mississippi State	Ross	Fischer	Lege	Furniss	Hill	Groff	Utermark	Berch	Burford
May 3 - Auburn	Groff	Ross	Fischer	Furniss	Hill	Utermark	Hughes	Berch	Randle
May 4 - Auburn	Groff	Fischer	Ross	Furniss	Hill	Utermark	Hughes	Berch	Randle
May 5 - Auburn	Groff	Hill	Fischer	Ross	Furniss	Utermark	Hughes	Berch	Randle
May 8 - Murray State	Groff	Fischer	Ross	Furniss	Hill	Utermark	Smithwick	Berch	Randle
May 10 - Texas A&M	Hill	Fischer	Ross	Furniss	Groff	Hughes	Utermark	Burford	Berch
May 11 - Texas A&M	Hill	Fischer	Ross	Furniss	Groff	Smithwick	Burford	Hughes	Berch
May 12 - Texas A&M	Hill	Fischer	Ross	Furniss	Groff	Utermark	Burford	Markle	Berch
May 14 - Southern Miss	Hill	Fischer	Ross	Furniss	Groff	Smithwick	Burford	Hughes	Berch
May 16 - LSU	Hill	Fischer	Ross	Furniss	Groff	Burford	Utermark	Hughes	Berch
May 17 - LSU	Hill	Fischer	Ross	Furniss	Groff	Smithwick	Hughes	Randle	Berch
May 18 - LSU	Ross	Fischer	Hill	Furniss	Groff	Smithwick	Burford	Hughes	Berch

SEASON STATISTICS

Record: 27-28 Home: 19-12 Away: 7-15 Neutral: 1-1 SEC: 11-19

Player	avg	ab	r	h	2b	3b	hr	rbi	bb	slg%	bb	bp	so	obp%	cs	sh	sf	stl	avg	ab	r	h	2b	3b	hr	rbi	bb	slg%	bb	bp	so	obp%	cs	sh	sf	stl	
9 Ethon Lee	.523	43-43	165	40	60	11	0	13	88	108	.645	22	9	16	6	.424	5	0	4-4	58	4	1	.984														
7 Luke Hill	.290	53-53	193	36	56	6	1	3	27	73	.378	35	5	27	2	.405	4	0	12-15	67	105	8	.956														
8 Andrew Flecker	.289	54-54	204	47	69	10	2	20	67	133	.662	84	6	51	4	.399	4	0	1-3	25	64	9	.988														
20 Jackson Ross	.280	55-55	189	52	53	11	0	10	49	94	.497	55	3	45	2	.440	5	0	5-5	274	18	5	.983														
12 Campbell Smithwick	.266	30-34	79	13	21	5	0	1	12	29	.867	21	6	29	0	.449	1	0	0-0	159	13	2	.989														
10 Ethan Groff	.262	55-54	206	41	54	11	1	5	25	82	.398	29	7	52	1	.366	4	2	15-15	115	2	1	.992														
27 Judd Uebermark	.237	35-26	97	16	23	6	0	5	12	44	.464	10	2	43	0	.321	0	0	2-3	65	28	3	.966														
35 Will Furniss	.236	50-42	144	26	34	8	0	8	30	66	.458	27	0	44	3	.353	2	0	0-0	96	8	1	.990														
1 Trevson Hughes	.231	49-39	147	22	34	4	1	2	26	46	.813	16	3	36	2	.312	4	0	4-5	73	4	2	.975														
6 Reagan Burford	.210	33-23	81	10	17	6	0	4	14	35	.432	11	1	27	4	.305	2	0	0-0	26	43	4	.945														
14 Brynden Randle	.209	42-33	110	15	23	4	1	2	14	85	.818	13	6	30	0	.323	1	4	4-5	53	73	11	.920														
34 Eli Berch	.208	41-32	96	16	20	2	0	1	9	25	.260	15	3	33	2	.333	0	1	0-0	301	17	2	.994														

24 Trenton Lyons	.256	22-7	39	3	10	1	0	0	3	11	.282	4	0	16	1	.326	0	0	1-1	71	8	6	.929														
8 Bo Gotlin	.219	23-8	82	3	7	1	0	1	7	11	.844	4	5	12	0	.372	2	0	1-1	8	8	8	.000														
4 Seth Farni	.143	7-0	7	0	1	0	1	0	0	3	.429	0	0	3	0	.143	0	0	0-0	1	0	0	1.000														
16 Drew Morde	.063	18-1	12	3	1	0	0	0	0	1	.063	2	0	2	0	.214	0	0	1-1	2	8	8	1.000														
17 John Kramer	.000	8-1	7	0	0	0	0	0	1	0	.000	1	0	5	0	.125	0	0	0-0	0	0	0	.000														
28 Canner Chieolm	.000	1-0	1	0	0	0	0	0	0	0	.000	0	0	0	1	.000	0	0	0-0	8	8	8	.000														
Totals	.257	55	1799	343	463	86	7	75	324	788	.438	299	56	471	28	.374	34	7	50-58	1415	421	64	.966														
Opponents	.268	55	1865	367	499	86	5	72	331	811	.435	246	65	532	21	.370	15	19	59-71	1404	449	45	.976														

LOB - Team (449), Opp (429), OPI turned - Team (33), Opp (84), CI - Team (1), T. Lyons 1.

(All games Sorted by Earned run avg)

Player	era	w-l	app	gs	cg	sho	sv	ip	h	r	er	bb	so	2b	3b	hr	b/avg	wp	hp	bko	ofs	sho
2 Riley Maddox	6.10	3-7	14	13	0	0/0	0	62.0	76	67	42	23	46	10	1	5	.290	4	11	1	0	2
29 Ryan Rodriguez	2.45	0-0	14	0	0	0/0	0	14.2	13	8	4	7	15	0	0	2	.236	1	0	1	1	1
54 Austin Simmons	3.21	2-0	13	0	0	0/0	0	14.0	9	7	5	11	20	3	0	0	.173	3	1	0	0	0
45 Mason Nichols	4.15	4-2	17	6	0	0/0	0	39.0	31	20	18	21	42	7	0	5	.217	2	3	0	0	1
23 Josh Mallitz	4.28	0-1	17	0	0	0/0	1	27.1	27	14	13	20	30	6	0	3	.252	5	4	0	1	0
47 Sam Tookolan	4.66	0-0	9	0	0	0/0	0	9.2	10	7	5	4	16	2	0	2	.260	1	1	0	0	0
46 Brayden Jones	5.54	1-0	21	0	0	0/0	1	26.0	28	17	16	14	26	5	0	6	.277	3	2	0	1	3
19 Liam Doyle	5.57	3-3	15	11	0	0/0	0	63.1	47	38	33	20	81	9	0	10	.282	0	7	2	1	3
25 Grayson Saunier	5.64	4-3	11	10	0	0/0	0	44.2	50	30	28	16	35	7	1	7	.278	1	3	0	1	2
22 Connor Spencer	6.16	0-2	18	0	0	0/0	7	19.0	14	13	13	10	28	0	0	3	.194	2	2	0	0	0
37 Mason Morris	6.55	1-2	23	1	0	0/0	1	33.0	29	26	24	21	37	6	0	4	.240	4	7	0	4	2
38 Patrick Galle	6.75	0-0	6	0	0	0/0	0	4.0	5	4	3	4	6	0	0	0	.813	0	0	0	0	0
51 Hudson Calhoun	6.75	0-0	2	0	0	0/0	0	1.1	1	2	1	1	1	1	0	0	.250	0	1	0	0	0
40 Wes Mendes	6.82	2-1	17	2	0	0/0	1	31.2	33	24	24	19	43	7	0	7	.273	3	5	0	2	2
18 Mitch Murrell	7.27	2-1	14	0	0	0/0	0	17.1	20	15	14	6	16	5	1	4	.299	4	3	0	1	0
44 Cole Tolbert	7.71	0-1	6	0	0	0/0	0	4.2	7	7	4	4	5	2	0	1	.804	1	4	0	0	0
32 Gunnar Dennis	7.88	4-2	16	8	0	0/0	0	40.0	55	39	35	21	46	12	0	5	.325	3	9	1	2	1
21 JT Quinn	8.84	1-3	11	3	0	0/0	0	19.1	30	27	19	15	28	3	1	4	.863	5	1	0	1	1
13 Kyler Carmack	9.28	0-0	9	1	0	0/0	0	10.2	14	12	11	9	11	1	1	4	.318	0	1	1	0	1
Totals	5.95	27-28	55	55	0	0/0	11	471.2	499	367	312	246	532	86	5	72	.268	42	65	6	15	19
Opponents	6.15	28-27	55	55	1	3/2	9	468.0	463	343	320	299	471	86	7	75	.257	55	56	3	34	7

PB - Team (20), C. Smithwick 11, T. Lyons 5, E. Berch 4, Opp (6), Pickoffs - Team (6), M. Nichols 1, B. Jones 1, M. Morris 1, W. Mendes 1, J. Quinn 1, A. Simmons 1, Opp (4).

SEASON STATISTICS - SEC ONLY

Record: 11-19 Home: 7-8 Away: 4-11 SEC: 11-19

Player	avg	ab	r	h	2B	3B	hr	rbi	bb	slr%	bb	ho	so	cs	obp%	sf	sh	sf-sh	ao	a	e	BP%	
7 Luke Hill	.321	29-29	109	19	35	4	0	1	11	.42	.385	15	9	15	1	.414	1	0	6-8	42	58	5	.952
9 Ethan Lege	.278	21-21	79	15	22	3	0	7	11	.46	.582	10	1	9	2	.363	1	0	1-1	31	0	1	.969
35 Will Furness	.276	29-25	87	13	24	6	0	4	14	.42	.483	13	0	24	2	.370	0	0	0-0	71	6	1	.987
10 Ethan Groff	.265	30-29	113	15	30	8	1	2	15	.46	.407	9	2	32	1	.325	2	0	6-6	71	1	1	.986
8 Andrew Flecker	.265	30-30	117	23	31	5	0	11	29	.69	.690	15	2	32	1	.353	2	0	0-0	11	38	3	.943
27 Judd Utermark	.239	18-13	46	8	11	3	0	3	6	.23	.500	2	1	23	0	.286	0	0	1-1	33	11	2	.957
20 Jackson Ross	.234	30-30	107	22	25	7	0	5	21	.47	.489	23	0	25	1	.364	2	0	0-0	132	12	3	.980
14 Brayden Randle	.229	25-23	70	7	16	3	0	2	7	.25	.357	7	1	20	0	.304	1	4	2-3	40	47	9	.906
1 Trevon Hughes	.182	26-21	77	7	14	1	1	1	12	.20	.260	9	1	23	2	.276	0	0	2-2	43	8	8	.880
34 Eli Berch	.180	25-21	61	9	11	1	0	0	6	.12	.197	9	1	22	1	.296	0	1	0-0	182	12	2	.990

12 Campbell Smithwick	.323	13-9	31	6	10	2	0	0	3	.12	.387	4	3	9	0	.447	0	0	0-0	27	3	0	1.000
24 Trenton Lyons	.222	13-4	27	1	6	0	0	0	2	.6	.222	1	0	12	0	.250	0	0	0-0	48	4	5	.912
6 Reagan Burford	.207	13-8	29	2	6	1	0	1	4	.10	.345	1	0	12	1	.219	2	0	0-0	9	16	1	.962
8 Bo Gotlin	.000	11-4	16	0	0	0	0	0	1	.0	.000	2	2	10	0	.200	0	0	0-0	8	8	8	.000
16 Drew Markle	.000	6-1	7	1	0	0	0	0	0	.0	.000	0	0	2	0	.000	0	0	0-0	2	0	0	1.000
17 John Krumer	.000	1-0	1	0	0	0	0	0	0	.0	.000	0	0	0	0	.000	0	0	0-0	8	8	8	.000
Totals	.247	30	977	148	241	44	2	37	142	400	.409	120	17	270	12	.336	11	5	18-21	755	233	39	.962
Opponents	.287	30	1027	230	295	52	3	52	208	509	.496	142	35	254	13	.389	9	9	39-47	768	234	18	.982

LOB - Team (214), Opp (258), DPs turned - Team (18), Opp (15), CI - Team (1), T. Lyons 1.

(SEC games only Sorted by Earned run avg)

Player	era	w-l	inn	ab	ca	era	er	ip	h	r	er	bb	so	2B	3B	hr	b/soc	wc	ho	b/soc	era	
19 Liam Doyle	6.00	2-3	10	10	0	0/0	0	45.0	41	35	30	17	64	8	0	9	.238	0	6	2	1	3
2 Riley Maddox	7.18	1-6	8	8	0	0/0	0	36.1	49	40	29	16	25	4	1	4	.306	3	7	1	0	2

29 Ryne Rodriguez	1.86	0-0	7	0	0	0/0	0	9.2	9	3	2	4	8	0	0	1	.250	1	0	0	0	0
13 Kyle Carmack	2.25	0-0	2	0	0	0/0	0	4.0	2	1	1	4	5	0	0	1	.164	0	0	1	0	0
46 Brayden Jones	4.80	1-0	11	0	0	0/0	1	15.0	15	8	8	7	12	4	0	2	.254	0	1	0	0	0
23 Josh Melitz	5.29	0-1	11	0	0	0/0	0	17.0	18	11	10	16	16	1	0	3	.269	5	4	0	1	0
54 Austin Simmons	5.40	0-0	5	0	0	0/0	0	3.1	2	2	2	5	3	0	0	0	.154	0	0	0	0	0
45 Mason Nichols	5.59	2-2	11	6	0	0/0	0	29.0	28	20	18	16	25	6	0	5	.248	1	2	0	0	0
22 Connor Spencer	6.10	0-1	10	0	0	0/0	4	10.1	8	7	7	7	9	0	0	3	.200	2	0	0	0	0
40 Wes Mendes	7.71	2-1	11	0	0	0/0	0	18.2	23	16	16	13	23	6	0	4	.311	2	2	0	1	2
37 Mason Morris	8.82	0-0	13	0	0	0/0	1	16.1	18	17	16	13	18	4	0	2	.286	2	5	0	3	1
18 Mitch Murrell	10.00	1-0	8	0	0	0/0	0	9.0	12	10	10	5	9	3	1	4	.324	3	2	0	1	0
32 Gunnar Dennis	10.24	1-2	9	4	0	0/0	0	19.1	29	23	22	11	23	9	0	4	.349	0	5	0	2	1
21 JT Quinn	11.57	1-1	6	0	0	0/0	0	7.0	13	11	9	3	8	2	1	3	.382	0	1	0	0	0
47 Sam Tookolan	13.50	0-0	2	0	0	0/0	0	1.1	4	4	2	1	1	1	0	1	.444	0	0	0	0	0
25 Grayson Souther	15.30	0-2	3	2	0	0/0	0	10.0	22	18	17	2	5	4	0	6	.423	0	0	0	0	0
38 Patrick Galle	81.00	0-0	1	0	0	0/0	0	0.1	2	4	3	2	0	0	0	0	1.000	0	0	0	0	0
Totals	7.22	11-19	30	30	0	0/0	6	251.2	295	230	202	142	254	52	3	52	.287	19	35	4	9	9
Opponents	4.99	19-11	30	30	1	3/2	6	256.0	241	148	142	120	270	44	2	37	.247	20	17	0	11	5

PB - Team (10), C. Smithwick 4, E. Berch 3, T. Lyons 3, Pickoffs - Team (4), M. Morris 1, M. Nichole 1, A. Simmons 1, W. Mendes 1, Opp (2).

RESULTS

Date	Opponent	Score	Inns	Overall	SEC	Pitcher of record	Attend	Time
Feb 16, 2024	at Hawaii	w 5-4	(13)	1-0-0	0-0-0	M. Nichols (W 1-0)	4633	4:53
Feb 17, 2024	at Hawaii-1	w 6-2	7	2-0-0	0-0-0	G. Deanie (W 1-0)	-	2:01
Feb 17, 2024	at Hawaii-2	L 1-9	7	2-1-0	0-0-0	G. Saunier (L 0-1)	-	2:14
Feb 18, 2024	at Hawaii	L 4-13	9	2-2-0	0-0-0	R. Maddox (L 0-1)	3712	3:32
Feb 21, 2024	ARKANSAS STATE	L 2-4	9	2-3-0	0-0-0	M. Morris (L 0-1)	10189	2:43
Feb 23, 2024	HIGH POINT	L 8-7	9	2-4-0	0-0-0	J. Quinn (L 0-1)	10128	2:39
Feb 24, 2024	HIGH POINT	w 12-2	7	3-4-0	0-0-0	G. Dennis (W 2-0)	9764	2:36
Feb 25, 2024	HIGH POINT	w 25-2	7	4-4-0	0-0-0	G. Saunier (W 1-1)	9161	2:50
Feb 27, 2024	LITTLE ROCK	w 12-6	9	5-4-0	0-0-0	M. Morris (W 1-1)	8905	3:05
Feb 28, 2024	MISSOURI STATE	w 12-3	9	6-4-0	0-0-0	A. Simmons (W 1-0)	8694	3:18
Mar 01, 2024	IOWA	L 7-13	9	6-5-0	0-0-0	C. Spencer (L 0-1)	9295	4:10
Mar 02, 2024	IOWA	w 12-6	9	7-5-0	0-0-0	A. Simmons (W 2-0)	11226	3:26
Mar 03, 2024	IOWA	w 8-3	9	8-5-0	0-0-0	G. Saunier (W 2-1)	9293	3:14
Mar 06, 2024	MEMPHIS	w 6-3	9	9-5-0	0-0-0	R. Maddox (W 1-1)	9168	2:58
Mar 08, 2024	MOREHEAD STATE	w 10-3	9	10-5-0	0-0-0	G. Dennis (W 3-0)	8778	2:31
Mar 09, 2024	MOREHEAD STATE	w 13-1	7	11-5-0	0-0-0	L. Doyle (W 1-0)	8996	2:30
Mar 10, 2024	MOREHEAD STATE	w 6-5	9	12-5-0	0-0-0	G. Saunier (W 3-1)	8854	2:44
Mar 12, 2024	at ULM	w 6-3	9	13-5-0	0-0-0	M. Nichols (W 2-0)	2028	2:26
* Mar 15, 2024	#20 SOUTH CAROLINA	w 5-4	9	14-5-0	1-0-0	M. Murrell (W 1-0)	8941	2:54
* Mar 16, 2024	#20 SOUTH CAROLINA	w 12-3	9	15-5-0	2-0-0	L. Doyle (W 2-0)	9468	2:56
* Mar 17, 2024	#20 SOUTH CAROLINA	L 2-6	9	15-6-0	2-1-0	G. Saunier (L 3-2)	9225	2:57
Mar 19, 2024	vs #25 Southern Miss	w 8-3	9	16-6-0	2-1-0	R. Maddox (W 2-1)	3269	3:04
* Mar 22, 2024	at #7 Tennessee	L 3-15	7	16-7-0	2-2-0	G. Dennis (L 3-1)	5489	2:36
* Mar 23, 2024	at #7 Tennessee	w 8-5	9	17-7-0	3-2-0	M. Nichols (W 3-0)	5586	3:12
* Mar 24, 2024	at #7 Tennessee	L 4-15	7	17-8-0	3-3-0	G. Saunier (L 3-3)	5677	2:27
Mar 26, 2024	AUSTIN PEAY	w 13-9	9	18-8-0	3-3-0	M. Murrell (W 2-0)	9066	3:13
* Mar 29, 2024	#15 KENTUCKY	L 3-5	9	18-9-0	3-4-0	R. Maddox (L 2-2)	9650	3:00
* Mar 30, 2024	#15 KENTUCKY	L 9-17	9	18-10-0	3-5-0	L. Doyle (L 2-1)	10149	3:27
* Mar 31, 2024	#15 KENTUCKY	L 1-15	7	18-11-0	3-6-0	G. Dennis (L 3-2)	9040	2:42
Apr 02, 2024	at Memphis	L 4-9	9	18-12-0	3-6-0	M. Murrell (L 2-1)	1426	3:04
* Apr 04, 2024	at #1 Arkansas	L 2-5	9	18-13-0	3-7-0	R. Maddox (L 2-3)	10231	2:29
* Apr 05, 2024	at #1 Arkansas	L 8-8	9	18-14-0	3-8-0	L. Doyle (L 2-2)	11234	3:13
* Apr 06, 2024	at #1 Arkansas	L 4-7	9	18-15-0	3-9-0	C. Spencer (L 0-2)	11184	3:29
* Apr 12, 2024	#22 MISSISSIPPI STATE	L 0-8	9	18-16-0	3-10-0	R. Maddox (L 2-4)	11277	2:18
* Apr 13, 2024	#22 MISSISSIPPI STATE	w 10-9	(12)	19-16-0	4-10-0	B. Jones (W 1-0)	11486	4:13
* Apr 14, 2024	#22 MISSISSIPPI STATE	w 14-2	7	20-16-0	5-10-0	M. Nichols (W 4-0)	10056	2:21
* Apr 19, 2024	at #23 Georgia	L 6-17	8	20-17-0	5-11-0	R. Maddox (L 2-5)	3708	2:59
* Apr 20, 2024	at #23 Georgia-1	L 2-7	9	20-18-0	5-12-0	J. Maltz (L 0-1)	3849	2:55
* Apr 20, 2024	at #23 Georgia-2	w 3-2	9	21-18-0	6-12-0	J. Quinn (W 1-1)	3066	3:07
Apr 23, 2024	NORTH ALABAMA	w 9-4	9	22-18-0	6-12-0	G. Saunier (W 4-3)	12996	2:46
* Apr 25, 2024	#18 ALABAMA	L 0-12	7	22-19-0	6-13-0	R. Maddox (L 2-6)	9147	2:12
* Apr 26, 2024	#18 ALABAMA	w 9-8	9	23-19-0	7-13-0	G. Deanie (W 4-2)	9366	3:14
* Apr 27, 2024	#18 ALABAMA	L 3-10	9	23-20-0	7-14-0	W. Mendes (L 0-1)	9903	3:04
May 01, 2024	vs #16 Mississippi State	L 1-5	9	23-21-0	7-14-0	M. Morris (L 1-2)	6508	2:53
* May 03, 2024	at Auburn	w 11-7	9	24-21-0	8-14-0	R. Maddox (W 3-6)	4536	3:15
* May 04, 2024	at Auburn	w 6-4	9	25-21-0	9-14-0	W. Mendes (W 1-1)	4578	3:13
* May 05, 2024	at Auburn	L 9-10	9	25-22-0	9-15-0	J. Quinn (L 1-2)	4084	3:44
May 06, 2024	MURRAY STATE	L 9-12	(15)	25-23-0	9-15-0	J. Quinn (L 1-3)	8770	5:40
* May 10, 2024	#2 TEXAS A&M	w 4-3	9	26-23-0	10-15-0	W. Mendes (W 2-1)	9155	2:32
* May 11, 2024	#2 TEXAS A&M	w 10-2	9	27-23-0	11-15-0	L. Doyle (W 3-2)	9310	2:55
* May 12, 2024	#2 TEXAS A&M	L 0-6	9	27-24-0	11-16-0	M. Nichols (L 4-1)	9013	2:48
May 14, 2024	at Southern Miss	L 4-7	9	27-25-0	11-16-0	C. Tolbert (L 0-1)	5706	2:36
* May 16, 2024	at LSU	L 1-5	9	27-26-0	11-17-0	R. Maddox (L 3-7)	10437	2:36
* May 17, 2024	at LSU	L 2-4	9	27-27-0	11-18-0	L. Doyle (L 3-3)	10856	2:55
* May 18, 2024	at LSU	L 3-9	9	27-28-0	11-19-0	M. Nichols (L 4-2)	11685	3:31

* extra inning game

TEAM GAME-BY-GAME STATISTICS

Team Game-by-Game for Ole Miss (as of May 18, 2024)
Batting (All games)

Date	Opponent	ab	r	h	bb	2b	3b	hr	tb	bb	bbp	cs	hbp	sc	sf	ops	k	po	a	e	lob	avg
Feb 16	at Hawaii	47	5	9	5	2	0	1	14	18	1	0	0	5	0	1	12	39	11	1	19	.191
Feb 17	at Hawaii	27	5	7	5	3	0	2	16	2	0	0	1	0	0	0	4	21	8	0	3	.216
Feb 17	at Hawaii	26	1	3	1	0	0	0	3	3	0	0	0	0	0	0	11	16	7	1	7	.190
Feb 18	at Hawaii	31	4	5	4	1	0	0	6	4	0	1	0	2	0	2	0	5	24	9	6	.183
Feb 21	ARKANSAS STATE	29	2	5	2	1	0	1	9	5	0	1	0	2	0	0	3	5	27	11	0	.161
Feb 23	HIGH POINT	33	3	9	3	1	0	1	13	4	0	0	0	2	0	0	2	5	27	10	2	.197
Feb 24	HIGH POINT	23	12	6	12	1	1	4	21	12	0	0	0	0	0	1	0	9	21	8	1	.204
Feb 25	HIGH POINT	29	25	16	25	3	1	5	36	19	0	0	0	1	0	3	2	2	21	3	0	.245
Feb 27	LITTLE ROCK	36	12	14	12	2	0	4	28	9	1	5	0	1	0	2	0	6	27	9	0	.263
Feb 28	MISSOURI STATE	34	12	9	8	2	1	0	13	8	0	4	0	2	1	0	1	9	27	7	1	.263
Mar 01	IOWA	33	7	8	7	1	0	1	12	13	0	0	0	2	1	2	0	14	27	9	0	.261
Mar 02	IOWA	32	12	11	12	1	0	2	18	10	0	1	0	4	0	3	0	10	27	7	1	.268
Mar 03	IOWA	28	8	5	7	0	0	1	8	8	0	3	0	4	0	2	0	7	27	9	2	.262
Mar 06	MEMPHIS	31	5	9	5	2	0	3	20	9	0	1	0	1	0	0	1	7	27	7	0	.264
Mar 06	MOREHEAD STATE	34	10	13	10	4	0	1	20	5	0	2	1	0	0	0	0	9	27	4	2	.273
Mar 09	MOREHEAD STATE	29	13	11	11	1	0	0	12	9	0	2	0	1	0	1	0	5	21	2	0	.279
Mar 10	MOREHEAD STATE	30	6	7	6	0	0	3	16	7	0	0	0	0	0	0	0	6	27	13	1	.276
Mar 12	at ULM	37	5	12	4	2	1	0	16	3	0	2	0	2	0	1	2	7	27	12	0	.279
Mar 15	SOUTH CAROLINA	29	5	9	3	1	0	0	10	7	0	3	1	0	0	0	3	3	27	8	1	.261
Mar 16	SOUTH CAROLINA	36	12	13	12	1	0	5	29	4	0	3	0	2	0	0	1	10	27	4	0	.285
Mar 17	SOUTH CAROLINA	32	2	5	2	0	1	0	7	6	0	0	0	0	0	0	0	7	27	18	1	.279
Mar 19	vs Southern Miss	34	8	10	7	2	0	1	15	5	0	3	0	1	0	1	1	8	27	9	1	.280
Mar 22	at Tennessee	27	3	6	3	2	0	1	11	3	0	0	1	0	0	0	0	8	16	6	1	.278
Mar 23	at Tennessee	35	8	9	7	1	0	3	19	6	1	3	0	0	1	0	0	8	27	6	1	.277
Mar 24	at Tennessee	31	4	11	4	0	0	2	17	1	0	1	0	0	0	0	0	9	16	2	0	.280
Mar 26	AUSTIN PEAY	32	13	12	10	0	1	1	17	9	0	2	0	2	0	2	1	8	27	8	2	.284
Mar 29	KENTUCKY	33	3	7	2	1	0	1	11	6	0	0	0	1	1	0	0	7	27	14	3	.261
Mar 30	KENTUCKY	35	9	10	9	1	0	2	17	3	0	0	0	0	0	2	0	6	27	16	6	.281
Mar 31	KENTUCKY	25	1	4	1	0	0	0	4	3	0	0	0	0	0	0	0	3	21	7	0	.278
Apr 02	at Memphis	36	4	11	3	7	0	0	18	3	0	1	1	0	0	0	1	5	24	6	0	.279
Apr 04	at Arkansas	31	2	5	2	0	0	0	5	5	0	0	0	1	0	1	0	15	24	14	0	.275
Apr 05	at Arkansas	32	3	6	3	0	0	2	12	5	0	0	0	1	0	0	1	11	24	7	1	.272
Apr 06	at Arkansas	36	4	9	4	2	0	0	11	4	0	1	0	0	1	0	0	15	24	7	2	.272
Apr 12	MISSISSIPPI STATE	31	0	3	0	0	0	0	3	0	0	0	0	1	0	0	0	11	27	12	1	.267
Apr 13	MISSISSIPPI STATE	49	10	14	9	6	0	1	23	18	1	0	0	1	0	0	0	8	36	8	3	.267
Apr 14	MISSISSIPPI STATE	34	14	16	14	1	0	3	26	4	0	2	0	1	0	2	0	6	21	3	1	.273
Apr 19	at Georgia	30	6	7	6	2	0	2	15	4	0	0	0	0	0	0	0	7	21	9	4	.272
Apr 20	at Georgia	29	2	4	2	1	0	0	5	5	0	0	0	0	1	0	1	12	24	6	1	.269
Apr 20	at Georgia	33	3	8	3	1	0	1	12	3	0	0	0	0	0	1	0	13	27	7	2	.268
Apr 23	NORTH ALABAMA	30	9	7	9	2	0	2	15	5	0	1	1	2	0	1	0	6	27	3	0	.268
Apr 25	ALABAMA	26	0	6	0	2	0	0	8	8	0	0	0	0	0	0	1	6	21	18	1	.267
Apr 26	ALABAMA	34	9	10	9	4	0	2	20	6	0	3	0	2	0	0	0	10	27	4	1	.268
Apr 27	ALABAMA	33	3	7	3	0	0	1	10	1	0	0	0	0	0	0	1	5	27	7	0	.266
May 01	vs Mississippi State	31	1	5	1	0	0	1	8	5	0	1	0	1	0	0	1	14	24	6	1	.264
May 03	at Auburn	39	11	14	11	5	0	3	28	5	0	1	1	0	0	0	1	11	27	11	2	.267
May 04	at Auburn	31	5	6	4	1	0	1	10	5	0	0	0	1	1	2	0	10	27	4	2	.265
May 05	at Auburn	37	9	11	9	2	0	3	22	5	1	1	0	0	0	0	0	12	26	9	1	.266
May 06	MURRAY STATE	57	9	13	9	3	0	3	25	9	0	1	1	4	0	1	0	15	45	11	2	.264
May 10	TEXAS A&M	31	4	8	4	2	0	1	13	1	0	0	0	0	0	1	0	12	27	9	1	.264
May 11	TEXAS A&M	32	10	11	10	3	0	1	17	5	0	0	0	5	0	1	1	5	27	4	0	.266
May 12	TEXAS A&M	30	0	3	0	1	0	0	4	1	0	0	0	0	0	0	0	8	27	18	3	.263
May 14	at Southern Miss	33	4	5	4	1	0	1	9	3	0	1	0	0	0	0	0	12	24	7	1	.261
May 16	at LSU	31	1	6	1	1	0	1	10	5	0	0	0	0	0	0	1	13	24	9	0	.260
May 17	at LSU	33	2	6	2	0	0	1	9	1	0	0	0	0	0	0	0	12	24	3	0	.258
May 18	at LSU	32	3	7	3	3	1	0	12	6	0	0	0	1	0	1	1	7	24	7	0	.257
Totals		1799	343	463	324	86	7	75	788	299	5	50	8	56	7	34	28	471	1415	421	64	.257

RADIO/TV ROSTER



1 • Treyson Hughes
Jr. • OF • TR
Warner Robins, Ga.
Mercer



2 • Riley Maddox
Jr. • RHP • 2L
Pearl, Miss.
Jackson Prep



3 • Andrew Fischer
So. • IF • TR
Manasquan, N.J.
Duke



4 • Seth Farni
Fr. • OF • HS
Gulfport, Miss.
St. Stanislaus



6 • Reagan Burford
Sr. • IF • 2L
Germantown, Tenn.
NW Florida State



7 • Luke Hill
So. • IF • TR
Baton Rouge, La.
Arizona State



8 • Bo Gatlin
Sr. • IF • 1L
Oxford, Miss.
Meridian CC



9 • Ethan Lege
Sr. • IF • 1L
Abbeville, La.
Delgado CC



10 • Ethan Goff
Sr. • OF • 1L
Orlando, Fla.
Tulane



12 • Campbell Smithwick
Jr. • C • HS
Oxford, Miss.
Oxford



13 • Kyler Carmack
So. • RHP • TR
Cabot, Ark.
Arkansas State



14 • Brayden Randle
Fr. • IF • HS
Rockwall, Texas
Rockwall



16 • Drew Markle
Fr. • IF/OF • HS
Katy, Texas
Tompkins



17 • John Kramer
Jr. • OF • 2L
Wildwood, Mo.
Lafayette



18 • Mitch Murrell
Sr. • RHP • 4L
Ocean Springs, Miss.
Ocean Springs



19 • Liam Doyle
So. • LHP • TR
Derry, N.H.
Coastal Carolina



20 • Jackson Ross
Sr. • IF/OF • TR
Lakeland, Fla.
Florida Atlantic



21 • JT Quinn
So. • RHP • 1L
Tampa, Fla.
Berkeley Prep



22 • Connor Spencer
Sr. • RHP • TR
Hernando, Miss.
SE Louisiana



23 • Josh Mallitz
Jr. • RHP • 2L
Tampa, Fla.
Tampa Jesuit



24 • Trenton Lyons
Fr. • C/UT • HS
Memphis, Tenn.
Christian Brothers



25 • Grayson Saunier
Jr. • RHP • 1L
Memphis, Tenn.
Collierville



26 • Hunter Elliott
Jr. • IF • 1L
Tupelo, Miss.
Tupelo



27 • Judd Utermack
So. • IF • 1L
Charlotte, N.C.
Charlotte Christian



28 • Connor Chisolm
Jr. • OF • JC
Madison, Miss.
Hinds CC



29 • Ryne Rodriguez
So. • LHP • JC
Fort Worth, Texas
Weatherford College



31 • Corey Braun
Jr. • LHP • JC
Seminole, Fla.
Santa Fe College



32 • Gunnar Dennis
Jr. • LHP • JC
Pearl, Miss.
Meridian CC



33 • Xavier Rivas
Sr. • C/UT • 1L
Portage, Ind.
Indianapolis



34 • Eli Berch
Sr. • C • JC
Bixby, Okla.
Chipola College



35 • Will Furniss
So. • C • JC
Nacogdoches, Texas
Nacogdoches



37 • Mason Morris
So. • IF/RHP • 1L
Tupelo, Miss.
Tupelo



38 • Patrick Galle
Fr. • RHP • RS
Biloxi, Miss.
Biloxi



39 • Gabe Smith
Fr. • RHP • HS
Edwardsville, Ill.
Father McGivney Cath.



40 • Wes Mendes
Fr. • LHP/OF • HS
Tampa, Fla.
Tampa Jesuit



43 • Cole Ketchum
So. • RHP • 1L
West Point, Miss.
Heritage Academy



44 • Cole Tolbert
Jr. • RHP • 1L
Laurel, Miss.
Pearl River CC



45 • Mason Nichols
Jr. • RHP • 2L
Jackson, Miss.
Jackson Prep



46 • Brayden Jones
So. • RHP • 1L
Madison, Miss.
Madison-Ridgeland



47 • Sam Tookoian
So. • RHP • 1L
Fresno, Calif.
Buchanan



50 • Taylor Rabe
Fr. • RHP • HS
Greenville, S.C.
Greenville Senior



51 • Hudson Calhoun
Fr. • RHP • HS
Tupelo, Miss.
McCallie



52 • Hudson Mattox
Fr. • RHP/UT • HS
Grenada, Miss.
Kirk Academy



54 • Austin Simmons
Fr. • LHP • HS
Pinecrest, Fla.
Pahokee



5 • Mike Bianco
Head Coach
24th Season



15 • Carl Lafferty
Assistant Coach
18th Season



30 • Mike Clement
Assistant Coach
10th Season



36 • Chris Cleary
Assistant Coach
6th Season