



MISSISSIPPI STATE BASEBALL

2021 NATIONAL CHAMPIONS

134 Seasons | 39 NCAA Tournament Appearances | 12 College World Series Appearances | 19 MLB First Round Draft Picks

2024 SCHEDULE & RESULTS

February		(6-4)	
	TV	TIME	
16	AIR FORCE	SECN+	W, 8-4
17	AIR FORCE	SECN+	L, 3-2
18	AIR FORCE	SECN+	W, 10-2
20	AUSTIN PEAY	SECN+	L, 3-2
21	AUSTIN PEAY	SECN+	L, 13-10
23	GEORGIA SOUTHERN	SECN+	W, 5-1
24	GEORGIA SOUTHERN	SECN+	L, 11-4
25	GEORGIA SOUTHERN	SECN+	W, 10-2
27	JACKSON STATE	SECN+	W, 19-6 (7)
29	MOUNT ST. MARY'S	SECN+	W, 12-2
March		(13-6)	
2	MOUNT ST. MARY'S	SECN+	W, 7-2
2	MOUNT ST. MARY'S	SECN+	W, 6-0
5	vs. Southern Miss (1)	ESPN+	W, 5-4
8	EVANSVILLE	SECN+	W, 5-2
9	EVANSVILLE	SECN+	W, 8-3
10	EVANSVILLE	SECN+	W, 13-3 (8)
12	vs. South Alabama (2)	SECN+	L, 6-5
13	vs. New Orleans (2)	SECN+	W, 2-1 (11)
15	#2 LSU*	SECN+	W, 10-4
16	#2 LSU*	SECN	L, 9-8
17	#2 LSU*	SECN+	W, 15-5 (8)
19	MEMPHIS	SECN+	W, 17-9
21	at #7 Texas A&M*	ESPN	L, 6-3
22	at #7 Texas A&M*	SECN+	W, 5-1
23	at #7 Texas A&M*	SECN+	L, 6-1
26	at Samford	ESPN+	W, 9-5 (10)
29	at #6 Florida*	SECN+	L, 7-6
30	at #6 Florida*	SECN+	W, 12-2
31	at #6 Florida*	SECN+	L, 4-3
April		(10-5)	
2	CENTRAL ARKANSAS	SECN+	L, 7-6
5	GEORGIA*	SECN+	W, 6-1
6	GEORGIA*	SECN	L, 3-2
7	GEORGIA*	SECN+	W, 9-8
9	UAB	SECN+	CANCELED
12	at Ole Miss*	SECN	W, 8-0
13	at Ole Miss*	ESPN2	L, 10-9 (12)
14	at Ole Miss*	SECN+	L, 14-2 (7)
16	ALCORN STATE	SECN+	W, 11-0 (7)
19	AUBURN*	SECN+	W, 8-1
21	AUBURN*	SECN	W, 3-1 (7)
21	AUBURN*	SECN+	W, 4-3 (8)
23	at Memphis	ESPN+	W, 6-4
26	at #11 Vanderbilt*	SECN+	L, 4-0
27	at #11 Vanderbilt*	SECN+	W, 7-4
28	at #11 Vanderbilt*	SECN+	W, 8-7
May		(8-4)	
1	vs. Ole Miss (1)	ESPN2	W, 5-1
3	ALABAMA*	SECN+	W, 13-3 (7)
4	ALABAMA*	SECN+	W, 8-1
5	ALABAMA*	SECN+	L, 10-5
10	at #5 Arkansas*	SECN+	L, 7-5
11	at #5 Arkansas*	SECN+	W, 8-5
12	at #5 Arkansas*	SECN	L, 9-6
14	NORTH ALABAMA	SECN+	W, 8-4
16	MISSOURI*	SECN+	W, 4-3
17	MISSOURI*	SECN+	W, 8-2
18	MISSOURI*	SECN+	L, 4-3
21	vs. Ole Miss (3)	SECN	W, 2-1
22	vs. #4 Texas A&M (3)	SECN	TBD

All times central and subject to change

HOME GAMES IN BOLD CAPS | * - Southeastern Conference game
(1) - Trustmark Park; Pearl, Miss. | (2) - Shuckers Ballpark; Biloxi, Miss. | (3) - SEC Tournament

THE MATCHUP

#15 Mississippi State vs. #4 Texas A&M

The Hoover Met (Hoover, Ala.)

Wednesday

First Pitch:	Approx. 8:02 p.m. CT
TV:	SEC Network
Internet Stream:	--
Radio:	MSU Radio Network (96.1 FM locally) hailst.at/audio
Audio Stream:	



MISSISSIPPI STATE BULLDOGS

Record (SEC):	37-19 (17-13)	Head Coach:	Chris Lemonis
H/A/N:	25-9 / 8-9 / 4-1	Record at MSU (Yrs.):	204-112 (6th)
Streak:	W1	Career Record (Yrs.):	345-203-2 (10th)
Rankings:	Baseball America - 14 D1Baseball - 15, NCBWA - 16 Perfect Game - 22, USA Today - 16	First Year of Baseball:	1885
		Program Record:	2,844-1,673-29 (.628)

TEXAS A&M AGGIES

Record (SEC):	44-11 (19-11)	Head Coach:	Jim Schlossnagle
H/A/N:	32-3 / 9-8 / 3-0	Record at AM (Yrs.):	126-58 (3rd)
Streak:	W1	Career Record (Yrs.):	937-451 (23rd)
Rankings:	Baseball America - 4 D1Baseball - 4, NCBWA - 3 Perfect Game - 5, USA Today - 3	First Year of Baseball:	1894
		Program Record:	2,904-1,616-43 (.641)

PITCHING PROBABLES

G1: Khal Stephen - Jr. - RHP

App/GS: 14/14	Ks: 93
Record: 8-3	BBS: 19
IP: 83.0	Opp. Avg: .214
ERA: 3.25	

IN & OUT

- The Mississippi State Diamond Dawgs defeated 12th seed Ole Miss, 2-1, on Tuesday night to advance to the double elimination round of the SEC Tournament. The Dawgs will take on 4th seed Texas A&M on Wednesday night. MSU enters Wednesday with a 37-19 record and have a 4-1 record when playing at a neutral site. The Diamond Dawgs are in the national rankings. They were ranked No. 15 by D1 Baseball, No. 14 by Baseball America, No. 22 by Perfect Game, No. 16 by NCBWA and No. 16 by the USA Today/Coaches Poll.
- David Mershon has been swiping bases at will this season. He is 23-for-25 in stolen bases. He stole his 23rd base of the season at Arkansas. With his 23rd stolen base, he has the tenth most stolen bases in program history. He takes over the tenth spot that Jake Mangum held. Mershon is one steal away from tying for ninth all-time. He is only six bases away from tying for the second most in a single season.
- For the first time since 2021, the Ferriss Trophy, presented by the Mississippi band of Choctaw Indians and Pearl River Resort, is returning to StarkVegas after Dakota Jordan won the award. With Jordan earning the 2024 award, the Dawgs have won the most Ferriss trophies since the award began in 2004. Jordan is the eighth Mississippi State player to earn the award and it's the ninth time a MSU player has won the honor. Thomas Berkery and Edward Easley went back-to-back in 2006 and 2007, Chris Stratton and Hunter Renfroe claimed the 2012 and 2013 awards and Jake Mangum and Brent Rooker won consecutive awards in 2016-17. Mangum and Tanner Allen went back-to-back in 2019 and 2021. Mangum is the only player to ever win the award twice.



PROGRAM QUICK FACTS

School Information

Location	Starkville, Mississippi
Founded	1878
Enrollment	22,657
President	Dr. Mark E. Keenum
Faculty Representative	Dr. Brent Fountain
Director of Athletics	Zac Selmon
Twitter	@ZacSelmon
Affiliation	NCAA Division I
Conference	Southeastern - Western Division
Nickname	Bulldogs
Colors	Maroon and White

Stadium

Name	Dudy Noble Field, Polk-DeMent Stadium
Capacity	15,000+
Field Dimensions	Left-330, Left Center-385, Center-400, Right Center-380, Right-305

2023 Team Information

Overall Record (SEC)	27-26 (9-21)
Home / Away / Neutral	16-14 / 6-10 / 5-2
Postseason	--
Lettermen Returning/Lost	20/15
Position Starters Returning/Lost	4/4
Pitchers Returning/Lost	15/8
2024 Newcomers	22 (14 Freshmen, 8 Transfers)

Program Information

First Year of Baseball	1885 (134th season)
First Year in SEC	1933 (Charter Member)
All-Time Record (Win %)	2,844-1,673-29 (.628)
All-Time SEC Record (Win %)	1,013-886-3 (.533)
SEC Championships (Last)	11 (2016)
SEC Tournament Championships (Last)	7 (2012)
NCAA Tournaments (Last)	39 (2021)
NCAA Super Regionals (Last)	10 (2021)
College World Series (Last)	12 (2021)
National Championship (Last)	1 (2021)

MEDIA INFORMATION

BASEBALL MEDIA PORTAL

Mississippi State has created an online portal for media members covering the Bulldogs' baseball program. To access the portal, visit hailst.at/BBMedia.

The Baseball Press Box Page of HailState.com will include links to media guides, quick facts, game notes, box scores, recaps, pool photography and team and staff headshots.

PRESS BOX SERVICES

A complete NCAA box score and pertinent game facts are available to members of the working media following each game. Seats will be assigned. A pregame meal is served in the press box approximately one hour prior to each game.

The press box is equipped with high-speed internet and telephone access. It is also set up to accommodate television and team radio/video personnel.

RADIO BROADCASTS

Dudy Noble Field houses radio lines to support home and visitor radio broadcasts. For more information on the phone lines, please contact Travis Rae in the Communications office.

POSTGAME INTERVIEWS

Requested MSU players, along with head coach Chris Lemonis, will be available for a postgame media session in the Omaha Room approximately 20 minutes after home games. The Mississippi State locker room and team spaces are closed to the media.

MSU PLAYER/COACH AVAILABILITY

Players and coaches will be made available to the media upon request. Those wishing to set up an interview must contact Travis Rae via phone or email at least 48 hours prior to the desired interview time. On gameday, players and coaches are only available postgame.

In most cases, players will be available for a brief time before or after practices which are typically scheduled on weekday afternoons.

Media members are NOT permitted to contact student-athletes on their own at any time. This includes phone, email, text or through social media platforms. Student-athletes' contact information will not be given out.

PHOTOGRAPHERS / VIDEOGRAPHERS


A limited number of photographers and videographers will be permitted to shoot in the photo wells at each end of home and visiting dugouts. Those wishing to shoot a game must request access at least 24 hours before the game.

To access the SEC's media FTP, contact licensing@xosdigital.com.

CONTACT INFORMATION:

TRAVIS RAE Baseball

Office	(715) 205-0324
Email	TRAE@athletics.msstate.edu
X	@TravisRae





2024 ROSTER

NUMERICAL

#	Name	Pos.	B/T	Ht.	Wt.	CL/Exp.	Hometown/High School (Previous School)
2	Cam Schuelke	RHP	R/R	6-1	195	Sr./Jr.	Dorr, Mich. / Bryon Center HS (College of Central Florida)
3	David Mershon	INF	S/R	5-8	175	So./So.	Taylor, S.C. / Eastside HS
4	Mikhail Grant	RHP	R/R	6-3	215	Fr./Fr.	Stockbridge, Ga. / Georgia Premier Academy
5	Aaron Downs	INF/OF	R/R	6-0	210	Jr./Jr.	Pella, Iowa / Heritage Academy
6	Logan Forsythe	RHP	R/R	6-0	190	So./So.	D'Iberville, Miss. / D'Iberville HS
7	Connor Hujak	INF/OF	R/R	6-2	200	Sr./Sr.	Goffstown, N.H. / Goffstown HS (VCU)
8	Amani Larry	INF	R/R	5-11	190	Sr./Sr.	Bossier City, La. / Parkway HS (New Orleans)
9	Pico Kohn	LHP	L/L	6-4	200	Jr./So.	Verbena, Ala. / Chilton County HS
10	Dylan Cupp	INF	R/R	6-1	200	Fr./Fr.	Cedartown Ga. / Cedartown HS
11	KK Clark	RHP	R/R	5-11	190	Fr./Fr.	Brandon, Miss. / Brandon HS
12	Evan Siary	RHP	R/R	6-1	190	So./So.	Columbus, Miss. / Starkville Academy
13	Nate Chester	INF	R/R	6-2	190	Jr./Jr.	Kansas City, Mo. / Liberty North HS (John A. Logan CC)
14	Khal Stephen	RHP	R/R	6-4	215	Jr./Jr.	Williamsport, Ind. / Seeger HS (Purdue)
15	Luke Dotson	INF/LHP	L/L	6-4	210	Fr./Fr.	Marietta Ga. / Mount Paran Christian
16	Cole Cheatham	LHP	L/L	6-3	200	Jr./Jr.	Ardmore, Ala. / Ardmore HS
17	Stone Simmons	RHP	R/R	6-4	235	Gr./Jr.	Houston, Texas / The Kinkaid School (Furman)
18	Johnny Long	C	R/R	5-11	190	Gr./Gr.	Naples, Fla. / Barron Collier HS (Pittsburgh)
19	Max Miller	LHP	L/L	6-1	205	So./So.	Vancleave, Miss. / Vancleave HS
20	Will Passeau	RHP	R/R	6-2	215	Jr./Jr.	Mobile, Ala. / St. Paul's Episcopal School (Pearl River CC)
21	Colby Holcombe	RHP	R/R	6-6	250	Jr./Jr.	Florence, Ala. / Central HS (Northeast Mississippi CC)
22	Ross Highfill	C	R/R	6-0	200	So./So.	Madison, Miss. / Madison Central HS
23	Jackson Owen	C	R/R	5-10	200	Jr./Jr.	Starkville, Miss. / Starkville HS (Northeast Mississippi CC)
24	Jace Norton	INF	R/R	6-3	190	Fr./Fr.	Auburn, Ala. / Auburn HS
25	Nate Dohm	RHP	R/R	6-4	210	Jr./Jr.	Zionsville, Ind. / Zionsville HS (Ball State)
26	Tyson Hardin	RHP	R/R	6-2	200	Jr./Jr.	Dover, Fla. / Strawberry Crest HS (Daytona State College)
27	Gavin Black	RHP	L/R	6-0	195	So./So.	Bogart, Ga. / North Oconee HS (Northwest Florida State College)
28	Gage Haley	RHP	R/R	6-7	265	Fr./Fr.	Southaven, Miss. / Lewisburgh HS
30	Bradley Loftin	LHP	L/L	6-3	195	So./So.	Southaven, Miss./DeSoto Central
31	Karson Ligon	RHP	R/R	6-1	210	Jr./Jr.	Sarasota, Fla. / River View HS (Miami (Fla.))
32	Michael O'Brien	OF	L/L	6-0	185	Fr./Fr.	River Ridge, La. / John Curtis Christian
33	Rives Reynolds	OF	R/R	5-11	175	Fr./Fr.	Flowood, Miss. / Jackson Prep
36	Nolan Stevens	INF/OF/LHP	L/L	6-3	210	Fr./Fr.	Elk Grove, Calif. / Franklin HS
37	Brett House	INF/OF	R/R	6-3	200	Fr./Fr.	Hoschton, Ga. / Cherokee Bluff HS
38	Bryce Chance	OF	R/R	5-10	180	Jr./So.	Ridgeland, Miss. / Madison-Ridgeland Academy
40	Logan Kohler	INF	L/R	6-1	195	Sr./Sr.	Little Elm, Texas / Little Elm HS (Memphis)
41	Ethan Pulliam	INF/OF	R/R	6-1	190	Fr./Fr.	Starkville, Miss. / Starkville HS
42	Dakota Jordan	OF	R/R	6-0	220	So./So.	Canton, Miss. / Jackson Academy
43	Steven Spalitta	INF/C	L/R	5-10	185	Fr./Fr.	Mandeville, La. / Fontain Bleau HS
44	Hunter Hines	INF/OF	L/R	6-3	210	Jr./Jr.	Madison, Miss. / Madison Central HS
45	Tyler Davis	LHP	L/L	6-2	210	Sr./Sr.	Newport News, Va. / Menchville HS (VCU)
46	Jackson McKenzie	INF/OF/LHP	L/L	6-1	215	Fr./Fr.	Pace, Fla. / Pace HS
48	Brooks Auger	RHP	R/R	6-5	215	Sr./Jr.	Farmerville, La. / Cedar Creek HS (Hinds CC)
50	Jurrangelo Cijntje	BHP	S/S	5-11	170	So./So.	Pembroke Pines, Fla./Champagnat Catholic
55	Joe Powell	C	R/R	5-10	185	Sr./Sr.	Mason, Ohio / Mason HS (Cincinnati)
--	Will Gibbs	RHP	R/R	6-0	180	So./So.	Flowood, Miss. / Jackson Prep

COACHING / SUPPORT STAFF

Chris Lemonis - Head Coach (Sixth Season at Mississippi State, 10th Overall; The Citadel, 1992)

Jake Gautreau - Assistant Coach (Seventh Season; Tulane, 2011)

Justin Parker - Assistant Coach (First Season; Wright State, 2012)

Kyle Cheesebrough - Assistant Coach (Sixth Season; Louisville, 2010)

Roger Rodeheaver - Director of Operations (Sixth Season; Indiana, 2010)

Blake Loper - Coordinator of Operations (Third Season; Mississippi State, 2020)

Bobby Austin - Coordinator of Player Development (Fourth Season; NC State, 2019)

Scott Shipman - Strength and Conditioning Coach (Second Season; Augusta University, 2013)

Jason Wire - Associate Athletic Trainer (14th Season; St. Cloud State, 2006)

ROSTER BREAKDOWN

BY POSITION

RHP – 16 (Auger, Black, Clark, Dohm, Forsythe, Gibbs, Grant, Haley, Hardin, Holcombe, Ligon, Passeau, Schuelke, Siary, Simmons, Stephen)

LHP – 8 (Cheatham, Davis, Dotson, Kohn, Loftin, McKenzie, Miller, Stevens)

INF – 15 (Chester, Cupp, Dotson, Downs, Hines, House, Hujak, Kohler, Mershon, Miller, Siary)

OF – 11 (Chance, Downs, Hines, House, Hujak, Jordan, McKenzie, O'Brien, Pulliam, Reynolds, Stevens)

C – 5 (Highfill, Long, Owen, Powell, Spalitta)

BHP – 1 (Cijntje)

BY CLASS

FRESHMEN – 13 (Clark, Cupp, Dotson, Grant, Haley, House, McKenzie, Norton, O'Brien, Pulliam, Reynolds, Spalitta, Stevens)

SOPHOMORES – 10 (Black, Cijntje, Forsythe, Gibbs, Highfill, Jordan, Loftin, Mershon, Miller, Siary)

JUNIORS – 13 (Chance, Cheatham, Chester, Dohm, Downs, Hardin, Hines, Holcombe, Kohn, Ligon, Owen, Passeau, Stephen)

SENIORS – 7 (Auger, Davis, Hujak, Kohler, Larry, Powell, Schuelke)

GRADUATES – 2 (Long, Simmons)

BY EXPERIENCE

FRESHMEN – 13 (Clark, Cupp, Dotson, Grant, Haley, House, McKenzie, Norton, O'Brien, Pulliam, Reynolds, Spalitta, Stevens)

SOPHOMORES – 12 (Black, Chance, Cijntje, Forsythe, Gibbs, Highfill, Jordan, Kohn, Loftin, Mershon, Miller, Siary)

JUNIORS – 14 (Auger, Cheatham, Chester, Dohm, Downs, Hardin, Hines, Holcombe, Ligon, Owen, Passeau, Schuelke, Simmons, Stephen)

SENIORS – 4 (Davis, Hujak, Kohler, Larry)

BY STATE

MISSISSIPPI – 14 (Chance, Clark, Forsythe, Gibbs, Haley, Highfill, Hines, Jordan, Loftin, Miller, Owen, Pulliam, Reynolds, Siary)

GEORGIA – 5 (Black, Cupp, Dotson, Grant, House)

ALABAMA – 5 (Cheatham, Holcombe, Kohn, Norton, Passeau)

FLORIDA – 5 (Cijntje, Hardin, Ligon, Long, McKenzie)

LOUISIANA – 4 (Auger, Larry, O'Brien, Spalitta)

INDIANA – 2 (Dohm, Stephen)

TEXAS – 2 (Kohler, Simmons)

CALIFORNIA – 1 (Stevens)

IOWA – 1 (Downs)

MICHIGAN – 1 (Schuelke)

MISSOURI – 1 (Chester)

NEW HAMPSHIRE – 1 (Hujak)

SOUTH CAROLINA – 1 (Mershon)

VIRGINIA – 1 (Davis)

PRONUNCIATION GUIDE

Jurrangelo Cijntje	SAIN-ja
Nate Dohm	Dome
Jake Gautreau	Go-TRO (long o)
Connor Hujak	hi-Zack
Pico Kohn	Konn
Chris Lemonis	Luh-MOE-niss
Karson Ligon	LIG-in
Rives Reynolds	REEVES
Cam Schulke	Shul-key
Evan Siary	Sea-air-EE
Steven Spalitta	Spuh-lee-tuh
Khal Stephn	Cal



PROJECTED STARTERS

2024 statistics listed | Probable starters based on previous games

Pos.	Name	Elg.	B/T	Ht./Wt.	Avg.	R	H	RBI	Notes
C	Johnny Long	Sr.	R/R	6-0/190	.210	21	22	12	Has a season-best 11 game reach base streak; Has a team best six sac bunts; Hit his first homer as a Dawg at Ole Miss
1B	Hunter Hines	Jr.	L/R	6-3/210	.259	39	57	51	Has hit 52 career-home runs for the Dawgs, the fifth most in program history; Second on the team with 15 homers and 51 RBIs
2B	Ethan Pulliam	Fr.	R/R	6-1/190	.242	7	15	11	Hit his first homer of the season at Arkansas; Drove in four runs on Sunday at Arkansas
SS	David Mershon	So.	S/R	5-8/175	.327	49	64	36	Has 18 multi-hit games this season, including a four hit game; Leads team with 23 stolen bases, the 10th most in single season program history
3B	Logan Kohler	Sr.	L/R	6-1/195	.247	33	41	30	Hitting .278 over last five games and .405 over the last 10 games for the Dawg
LF	Bryce Chance	So.	R/R	5-10/180	.289	32	55	34	Had a career-high 11 game hitting streak this season; Toughest player ot strike out in the SEC
CF	Connor Hujsak	Sr.	R/R	6-2/200	.347	49	60	43	Has the 3rd most RBIs on the team with 43; Has the third most homers on the team (9); Hitting .387 in SEC play; On a 12-game hitting streak
RF	Dakota Jordan	So.	R/R	6-0/220	.356	51	74	61	Leads the team with 17 home runs; Leads the team with 61 RBIs
DH	Amani Larry	Sr.	R/R	5-11/190	.248	47	50	30	Hit the teams first grand slam since 2023 on Friday against Alabama; Been hit by pitches 17 times, third most in the SEC


CAREER SITUATIONAL STATISTICS

Runners On Base (H-AB)

Name	'21	'22	'23	'24	Total	Avg.
Chance, Bryce	--	--	21-55	24-79	45-134	.335
Chester, Nate	--	--	3-8	1-12	4-20	.083
Cupp, Dylan	--	--	--	11-40	11-40	.275
Downs, Aaron	--	2-14	4-15	14-40	20-69	.350
Highfill, Ross	--	--	14-66	1-6	15-72	.167
Hines, Hunter	--	40-112	38-108	29-126	107-346	.309
Hujsak, Conner	--	--	4-23	29-89	33-112	.296
Jordan, Dakota	--	--	28-79	48-122	76-201	.378
Kohler, Logan	--	--	--	27-79	27-79	.342
Larry, Amani	--	--	19-77	23-84	42-161	.260
Long, Johnny	--	--	--	14-48	14-48	.292
McKenzie, Jackson	--	--	--	2-10	2-10	.200
Mershon, David	--	--	10-33	30-90	40-123	.333
O'Brien, Michael	--	--	--	1-1	1-1	1.000
Powell, Joe	--	--	--	9-32	9-32	.281
Pulliam, Ethan	--	--	--	8-29	8-29	.275
Spalitta, Steven	--	--	--	0-5	0-5	.000
Stephen, Khal	--	--	--	0-1	0-1	.000
Stevens, Nolan	--	--	--	5-12	5-12	.417
TOTAL					459-1495	.307

Runners in Scoring Position (H-AB)

Name	'21	'22	'23	'24	Total	Avg.
Chance, Bryce	--	--	15-36	13-50	28-86	.325
Chester, Nate	--	--	2-6	1-9	3-15	.111
Cupp, Dylan	--	--	--	10-23	10-23	.435
Downs, Aaron	--	1-8	1-7	10-23	12-38	.435
Highfill, Ross	--	--	9-41	0-3	9-44	.000
Hines, Hunter	--	20-60	23-74	20-84	63-218	.289
Hujsak, Connor	--	--	2-14	20-59	22-73	.301
Jordan, Dakota	--	--	21-56	29-75	50-131	.382
Kohler, Logan	--	--	--	16-51	16-51	.314
Larry, Amani	--	--	11-43	15-48	26-91	.313
Long, Johnny	--	--	--	8-26	8-26	.308
McKenzie, Jackson	--	--	--	1-8	1-8	.125
Mershon, David	--	--	7-25	19-55	26-80	.345
O'Brien, Michael	--	--	--	1-1	1-1	1.000
Powell, Joe	--	--	--	6-21	6-21	.286
Pulliam, Ethan	--	--	--	7-20	7-20	.350
Spalitta, Steven	--	--	--	0-4	0-4	.000
Stephen, Khal	--	--	--	--	0-0	.000
Stevens, Nolan	--	--	--	1-5	1-5	.200
TOTAL					289-935	.309



TM

TEAM STATISTICAL RANKINGS



NCAA Category	Rank	Rank
Batting		
Base on Balls	29	3
Batting Average	135	36
Doubles	163	52
Doubles Per Game	210	71
Hit By Pitch	192	219
Hits	108	24
Home Runs	87	5
Home Runs Per Game	104	5
On Base Percentage	103	15
Runs Scored	93	10
Sacrifice Bunts	75	289
Sacrifice Flies	85	100
Scoring	137	16
Slugging Percentage	127	7
Stolen Bases	125	135
Stolen Bases Per Game	141	151
Triples	237	40
Triples Per Game	260	59

Pitching

Earned Run Average	12	6
Hit Batters	261	200
Hits Allowed Per 9 Inn.	9	12
Shutouts	50	1
Strikeout-to-Walk Ratio	6	3
Strikeouts Per 9 Innings	14	10
WHIP	7	4
Walks Allowed Per 9 Inn.	18	10

Miscellaneous

Double Plays Turned	252	236
Double Plays Per Game	268	253
Fielding Percentage	3	20
Triple Plays	--	--
W-L Percentage	34	2

National statistical rankings listed above will be updated prior to each weekend series and midweek games.

SERIES HISTORY

Series History	23-22
MSU Streak	L1
First Meeting	April 26, 1907, MSU, W, 3-0
Last Meeting	March 23, 2024, A&M, 6-1
Last MSU Win	March 22, 2024, 5-1
Last A&M Win	March 23, 2024, 6-1

Last 5 Meetings

3/23/24	at Texas A&M	L, 6-1
3/22/24	at Texas A&M	W, 5-1
3/21/24	at Texas A&M	L, 6-3
5/20/23	at Mississippi State	L, 15-10
5/19/23	at Mississippi State	L, 6-4

PITCHING PROBABLES

GAME 1



#14 Khal Stephen

RHP

6-4 | 215 | Williamsport, Ind. | Seeger HS | Purdue

2024: 8-3, 3.25 ERA, 14 G/14 GS, 83.0 IP, 66 H, 30 ER, 19 BB, 93 SO

CAREER: 18-11, 4.90 ERA, 51 G/28 GS, 192.2 IP, 177 H, 105 ER, 67 BB, 197 SO

2024 SEASON

- Made MSU debut on Feb. 17 against Air Force
- Recorded a career-high 11 Ks against Air Force (2/17) and Auburn (4/19)
- Voted the Golden Spikes Award Week 1 Performance of the Week for his performance against Air Force
- Defeated #7 Texas A&M for his first SEC win
- Has the 5th best ERA in the SEC (3.16)
- Has thrown the most innings in the SEC (77.0)
- Dawgs have won four of his last six starts
- Tied his career-high with eight innings pitched against Ole Miss
- Led the Dawgs to their second shutout of the season at Ole Miss
- 93 strike outs are the most in a single season for Stephen

2024 GAME LOG

DATE	OPP.	W-L	SCORE	IP	H	R	ER	HR	BB	K	ERA
2/17	Air Force	ND	2-3	7.0	3	1	1	1	0	11	1.29
2/24	Ga. Southern	L	11-4	2.1	6	7	7	0	1	3	27.00
3/2	Mount St. Mary's	W	7-2	6.0	6	0	0	0	1	9	0.00
3/9	Evansville	W	8-3	6.0	1	0	0	0	2	3	0.00
3/16	#2 LSU	L	9-8	2.0	5	5	5	3	1	1	22.50
3/22	at #7 Texas A&M	W	5-1	6.2	5	1	1	0	3	5	1.35
3/29	at #6 Florida	ND	6-7	6.0	3	2	2	2	2	8	3.00
4/5	Georgia	W	6-1	6.2	5	1	0	0	2	7	0.00
4/12	at Ole Miss	W	8-0	8.0	3	0	0	0	0	9	0.00
4/19	Auburn	W	8-1	7.0	6	1	0	0	2	11	0.00
4/26	at #11 Vanderbilt	L	0-4	7.1	5	4	4	2	1	6	4.91
5/3	#23 Alabama	W	13-3	5.0	7	3	3	0	3	6	5.40
5/10	at #5 Arkansas	ND	5-7	7.0	6	4	4	2	0	6	5.14
5/16	Missouri	W	4-3	6.0	5	3	3	3	1	8	4.50
TOTALS				83.0	66	32	30	13	19	93	3.25

State



MSU RECORD WHEN...

	OVERALL	SEC
Overall	37-19	17-13
vs. Top-5 Teams	3-3	3-3
vs. Top-10 Teams	5-7	5-7
vs. Top-25 Teams	7-8	7-8
Non-Conference	19-6	0-0
SEC	17-13	17-13
SEC East	7-5	7-5
SEC West	10-8	10-8
At Home	25-9	11-4
On the Road	8-9	6-9
At Neutral Sites	4-1	0-0
In Day Games	20-13	8-7
In Night Games	17-6	9-6
vs. Teams .500 Or Better	26-15	15-12
vs. Teams Worse Than .500	11-4	2-1
vs. Left-Handed Starter	15-12	7-8
vs. Right-Handed Starter	22-7	10-5
When Starter Receives Decision	21-7	12-5
When Reliever Receives Decision	16-12	5-8
When Starter Goes 5+ Innings	22-6	13-5
When Starter Goes <5 Innings	15-13	4-8
When Scoring First	27-6	12-3
When Opponent Scores First	10-13	5-10
When Leading After 6 Innings	29-6	15-4
When Trailing After 6 Innings	3-11	1-8
When Tied After 6 Innings	5-2	1-1
When Leading After 8 Innings	28-5	13-2
When Trailing After 8 Innings	2-11	1-8
When Tied After 8 Innings	2-2	0-2
In One-Run Games	7-10	4-6
In Two-Run Games	2-1	1-1
In 5+ Run Games	18-4	8-3
Weekend Series W-L-T	10-4	6-4
Series Sweeps/Times Swept	3/0	1/0
When Scoring 0-2 Runs	2-6	0-4
When Scoring 3-5 Runs	8-7	4-5
When Scoring 6-9 Runs	16-5	9-4
When Scoring 10+ Runs	11-1	4-0
Shutouts/Times Shut Out	3/0	1/0
In Extra Innings	2-1	0-1
When Opponent Scores 4 Runs Or Less	30-6	13-4
When Opponent Scores 5 Runs Or More	7-13	4-9
When Out-Hitting Opponent	31-5	14-3
When Out-Hit by Opponent	3-12	2-8
When Hits Are Equal	3-2	1-2
When Hitting A Home Run	29-10	15-7
When Opponent Hits A Home Run	19-16	9-11
When Errorless	24-10	11-8
When Committing One Error	7-6	4-2
When Committing 2+ Errors	7-3	2-3
When Opponent is Errorless	10-8	6-5
When Opponent Commits One Error	12-8	7-5
When Opponent Commits 2+ Errors	15-3	4-3
Game 1 of Weekend	10-4	6-4
Game 2 of Weekend	9-5	7-3
Game 3 of Weekend	8-6	4-6
Monday	0-0	0-0
Tuesday	8-3	0-0
Wednesday	2-1	0-0
Thursday	2-1	1-1
Friday	10-3	7-3
Saturday	7-7	4-5
Sunday	8-4	5-4

DAWGS IN THE RANKINGS

- The Diamond Dawgs are in the national rankings. They were ranked No. 15 by D1 Baseball, No. 14 by Baseball America, No. 22 by Perfect Game, No. 16 by NCBWA and No. 16 by the USA Today/Coaches Poll.

LAST TIME VS. TEXAS A&M

- The Dawgs and Aggies meet for the fourth time this season on Wednesday night in Hoover.
- These two teams met during the second week of the SEC schedule, and the Dawgs came up just short in the series.
- After dropping game one, MSU rebounded winning game two of the series. In the second game of the series, Khal Stephen picked up the win as he went 6 and 2/3 of an inning and struck out five.
- Hunter Hines hit a three-run homer in the game that sparked the Dawgs offense to score five runs in the fifth inning, leading the Diamond Dawgs to a victory.
- MSU leads the all-time series, 23-22.

FERRISS TROPHY WINNER

- For the first time since 2021, the Ferriss Trophy, presented by the Mississippi band of Choctaw Indians and Pearl River Resort, is returning to StarkVegas after Dakota Jordan won the award.
- With Jordan earning the 2024 award, the Dawgs have won the most Ferriss trophies since the award began in 2004. Jordan is the eighth Mississippi State player to earn the award and it's the ninth time a MSU player has won the honor.
- Thomas Berkery and Edward Easley went back-to-back in 2006 and 2007, Chris Stratton and Hunter Renfroe claimed the 2012 and 2013 awards and Jake Mangum and Brent Rooker won consecutive awards in 2016-17. Mangum and Tanner Allen went back-to-back in 2019 and 2021. Mangum is the only player to ever win the award twice.
- His 17 home runs are two shy of joining the single season top 10 mark at Mississippi State. His 61 runs batted in are the sixth-most in the SEC. He has 23 multi-hit games this season, the most on the team.
- The nine winners of the award are the most by any school in the state of Mississippi.

SEC TOURNEY WIN

- Making only his fourth start of the season, Brooks Auger dominated in the win over 12th seed Ole Miss. He went eight innings in the win and had 13 strikeouts. Both of those numbers were career highs.
- The 13 strikeouts have been the most since 2007 and are the seventh most in an SEC Tournament game.
- Auger had more strikeouts (13) than he threw pitches called balls (12) in the entire game.
- Stealing the show was Connor Hujsak. With two outs in the bottom of the ninth, Hujsak called game and gave the Dawgs a 2-1 victory with a two-run homer. This was the Dawgs first walk off homer since last season, May 18, 2023, when Amani Larry walked off Texas A&M.
- With the win over Ole Miss on Tuesday night, the Dawgs snapped a four-game losing streak in the SEC Tournament. This was the Dawgs' first SEC Tournament win since 2019, when they defeated LSU in 17 innings on May 22, 2019.

BIG GAME HUNTER

- Junior infielder/outfielder Hunter Hines enters the 2024 season as a Third Team Preseason All-American by Perfect Game.
- For his career, Hines has hit 53 home runs. The 53 home runs are the fifth most by an active player in the SEC. Tommy White (74), Jac Caglianone (69), Braden Montgomery (61) and Charlie Condon (60) are the only active players ahead of Hines.
- The 53 home runs are the 13th most by an active player in Division 1 baseball.
- The 53 home runs in a career are the fifth most at Mississippi State. He joined the top 5 on last Friday night when he hit two homers against Alabama at Dudy Noble Field.
- Besides hitting for power, Hines has driven in 164 runs and is 20 RBIs away from joining the career RBI mark at MSU.

MSU CAREER HOME RUN LIST (1-5)

Rk.	Player	HRs
1.	Rafael Palmeiro (1983-85)	67
2.	Will Clark (1983-85)	61
3.	Bruce Castoria (1979-82)	58
4.	Connor Powers (2007-10)	54
5.	Hunter Hines (2022-Present)	53

- During the 2023 season, Hines hit 22 home runs, the sixth most in a single season history at State. He was the first 20+ homer player at MSU since Brent Rooker hit 23 in 2017.

SOPHOMORE ON THE RISE

- Dakota Jordan has shined this season for the Diamond Dawgs. He leads the team in batting average (.356), home runs (17), and RBIs (61).
- On April 4, Jordan was named to the Golden Spikes Midseason Award Watch List. He is one of 45 players on the list and the ninth Dawg in program history to be named to this list.
- His 61 RBIs are the 6th most in the SEC. His 17 homers are tied for 15th most in the SEC.
- Jordan has the ninth-best batting average in the SEC hitting .356 this season.
- Teams have walked Jordan 43 times this season, 11 of which were intentional. This is the tenth-most in the SEC.
- Jordan's 17 home runs are two homers shy of joining the single-season top 10. Five players are tied for tenth with 19. The Diamond Dawgs have not had players hit 20 or more homers in back-to-back seasons since 1985.
- Jordan was named Third Team Preseason All-American by Baseball America.
- On March 11th, he was named SEC Co-Player of the Week, his first SEC Player of the Week honor.
- He has been ranked the ninth-best sophomore by Perfect Game and the 18th-best outfielder by D1 Baseball.
- On Feb. 8, Jordan was named Second Team Preseason All-SEC as an outfielder. In conference-only games last season, Jordan hit .333 with eight home runs and drove in 27 runs.
- Perfect Game ranks him as the ninth-best sophomore, the 31st-best Draft Prospect, and the 16th-best MLB Draft Prospect by D1Baseball.

FREE SHIRTS!

- Since his arrival at MSU, head coach Chris Lemonis has handed out a shirt to signify the top performance of each victory. Each shirt is numbered by victory and here is who they've went to:

Game	Student-Athlete, Position (# in 2024)
1	Bryce Chance, OF, (1)
2	Jurrangelo Cijntje, BHP, (1)
3	Nate Dohm, RHP, (1)
4	Bryce Chance, OF, (2)
5	Nolan Stevens, LHP/OF/IF, (1)
6	Nate Dohm, RHP, (2)
7	Khal Stephen, RHP, (1)
8	Jurrangelo Cijntje, BHP, (2)
9	Dakota Jordan, OF, (1)
10	Dakota Jordan, OF, (2)
11	Khal Stephen, RHP, (2)
12	Dylan Cupp, IF, (1)
13	Colby Holcombe, RHP, (1)
14	Nolan Stevens, LHP/OF/IF, (2)
15	Dakota Jordan, OF, (3)
16	Colby Holcombe, RHP, (2)
17	Khal Stephen, RHP, (3)
18	Cam Schuelke, RHP, (1)
19	Cijntje, BHP, Passed to Johnny Long, C, (1)
20	Khal Stephen, RHP, (4)
21	Tyler Davis, LHP, (1)
22	Khal Stephen, RHP, (5)
23	Pico Kohn, LHP, (1)
24	Khal Stephen, RHP, (6)
25	Jurrangelo Cijntje, BHP, (3)
26	Tyson Hardin, RHP, (1)
27	Cam Schuelke, RHP, (2)
28	Hunter Hines, IF, (1)
29	Hunter Hines, IF, (2)
30	Pico Kohn, LHP, (1)
31	Hunter Hines, IF, (3)
32	Jurrangelo Cijntje, BHP, (4)
33	Brooks Auger, RHP, (1)
34	Joe Powell, C, (1)
35	Bryce Chance, OF, (3)
36	Amani Larry, IF, (1)
37	Connor Hujsak, OF, (1)

CAREER WEEK FOR POWELL

- Joe Powell had a career day on Tuesday night as he led the Diamond Dawgs to their 34th

victory of the season. Powell went 4-for-4 on the day with three home runs and six RBIs.

- Powell became the first player since Ross Highfill hit three homers on March 11, 2023, against Lipscomb.
- The six RBIs are the most he has had in a single game during his career.
- Against the Lions, Powell racked up 13 total bases and was the first Dawg to have ten or more total bases in a game since Hunter Hines accomplished this against Vanderbilt earlier this season.
- Besides having a career day, Powell has homered in back-to-back games and has five homers in the last five games.
- Last week, Powell hit .727 and had four homers. He had the best batting average in the SEC and drove in the second most runs in the week with nine.

DAWGS PITCHING DUO

- Khal Stephen and Jurrangelo Cijntje have been aces for the Dawgs on the mound this season. Entering the SEC Tournament, the duo has eight wins and has pitched 70 plus innings each. Each has over 90 strikeouts on the season as well.
- The last time the Dawgs had two pitchers throw 70 or more innings, win seven or more games, and have 80 or more punchouts was during the 2019 season when Ethan Small and JT Ginn accomplished this feat.
- Stephen and Cijntje have the sixth and seventh-best ERA (3.25, Stephen; 3.48, Cijntje) in the SEC this season.
- Both pitchers rank in the top 10 in strikeouts in the SEC. Cijntje has 98 Ks on the season, the fourth most, while Stephen has 93 punchouts this season, the eighth most. The 10th most Ks in a single season at MSU is 121.

STEALIN' BASES

- David Mershon has been swiping bases at will this season. He is 23-for-25 in stolen bases.
- He stole his 23rd base of the season at Arkansas. With his 23rd stolen base, he has the tenth most stolen bases in program history. He takes over the tenth spot that Jake Mangum held.
- Mershon is one steal away from tying for ninth all-time. He is only six bases away from tying for the second most in a single season.

MSU SINGLE SEASON STOLEN BASE LIST (5-10)

Rk.	Player	SBs
5.	Nick Vickerson (2011)	26
6.	Mike Kelley (1977)	25
	Brad Winkler (1981)	25
	Grant Houge (2008)	25
9.	Jon Shave (1990)	24
10.	David Mershon (2024)	23

- Mershon has 35 stolen bases for his career and is only eight stolen bases away from joining the top ten mark. Jeffrey Rea is currently in tenth with 43 stolen bases.

BEST FANS IN THE LAND

- Mississippi State has the **BEST** fans in collegiate baseball, which showed during the 2023 season. The trend has continued opening the 2024 season, as State is averaging 10,903 fans per game, the most in the NCAA.
- The SEC holds the top four spots for average attendance to open the 2024 season.
- For 2023 Super Bulldog Weekend, the Dawgs three-game attendance was 43,986, averaging 14,662 per game.
- Over Super Bulldog Weekend, the Dawgs set the NCAA On-Campus Attendance Record as The Dude saw 16,423 fans into the stadium when the Diamond Dawgs took on Ole Miss on April 15, 2023.
- The Dawgs hold the top 15 marks in NCAA history for NCAA on-campus facilities. Dudy Noble Field holds 24 of the 25 largest crowds in NCAA history.
- The Dawgs continued to break their own records against Air Force. Mississippi State set the schools opening day attendance record (11,216).

BIG LEAGUE TALENT

- Mississippi State is great at turning out major league talent, with 69 Diamond Dawgs reaching the highest level of the sport, but it is also great at keeping student-athletes on campus.
- MSU saw its 69th player called up to the Big Leagues as Justin Foscoe got the call Tuesday

afternoon.

- Colton Ledbetter was the first Dawg off the board, as he was the 55th pick of the draft to the Tampa Bay Rays. Cade Smith went in the sixth round to the New York Yankees and Kellum Clark was drafted by the Mets in the 20th round.
- Mississippi State has had 19 players drafted in the first round of the MLB Draft. The last was Landon Sims in 2022.
- Since the 2020 MLB Draft, State has had 18 players drafted. During that span, KC Hunt did not sign and returned to Starkville.
- Will Bednar (2021) and Justin Foscoe (2020) are the highest draft picks in the last three years as they both were drafted 14th overall.
- The Diamond Dawgs have two players on the 40-man roster of their respective MLB teams looking for their first callup. Justin Foscoe (Texas Rangers) and Colby White (Tampa Bay) are in Big League camp, looking to crack the MLB roster to become the 69th and 70th players in State history to make it to the Show.
- Since being called up on April 2, Foscoe made his MLB debut on April 5 and picked up his first MLB hit on April 7 with an RBI single off Josh Hader.

UNI WATCH

- The old adage states, "look good, feel good." And, when you feel good you usually preform well. Below is a list of how MSU fared in each of its uniforms over the last two seasons:

Uniform	2023	2024
Black Script State	5-4	8-2
White Script State	3-4	0-0
Maroon Script State	--	4-3
Maroon '85s	3-11	10-3
White '85s	4-2	10-3
Cream Script State	0-1	0-0
White Pinstripes	6-1	1-4
Gray Script State	3-2	3-2
Gray Pinstripes	3-1	1-2

THE DUDE EFFECT

- It's been written about. It's been Tweeted about. It's been talked about. It's what has become known as The Dude Effect. If anyone had forgotten or doubted that the best home-field advantage in all of college baseball is inside the confines of Mississippi State's Dudy Noble Field. Opponents don't simply have to defeat the Diamond Dawgs. Visitors have to conquer the cowbell-crazed home crowd as well.
- Winning at home has been challenging for opponents when coming to The Dude. Since 1967, the Diamond Dawgs have had a 72.5 winning percentage when playing at home.
- Fans come and fill the stadium as 126 games have had crowds of 10,000 fans.
- In 2023, over Super Bulldog Weekend, the Dawgs set the NCAA On-Campus Attendance Record as The Dude saw 16,423 fans into the stadium when the Diamond Dawgs took on Ole Miss on April 15, 2023.
- The Diamond Dawgs have won 1,273 games at the Dude.
- Under Head Coach Chris Lemonis, the Dawgs are 135-53 (71.8 %) at Dudy Noble Field.
- Coach Lemonis has guided the Dawgs to two seasons of 30 or more wins. The Diamond Dawgs won 37 games in 2019, the most at The Dude under Lemonis.

OMADAWGS

- Did you know that the Diamond Dawgs are one of four programs in NCAA History and the only Southeastern Conference program to play in the NCAA Men's College World Series in six-straight decades.
- The Dawgs join Arizona State, Texas and Florida State as the only teams that have been to an MCWS for six decades.
- Mississippi State has advanced to Omaha 12 times in program history, with three appearances coming since 2018.
- The Omadawgs have one national championship (2021), a runner-up finish, and two third-place finishes in program history.
- The Dawgs have advanced to the MCWS in the 1970s, 1980s, 1990s, 2000s, 2010s, and 2020s. MSU went to the MCWS in 1971, 1979, 1981, 1985, 1990, 1997, 1998, 2007, 2013, 2018, 2019, and 2021.

MISC. HITTING STATS

2024 MULTI-HIT GAMES

PLAYER	2	3	4	5+	TOTAL
Dakota Jordan	16	6	1	-	23
David Mershon	12	5	1	-	18
Connor Hujsak	11	5	-	-	16
Hunter Hines	9	6	-	-	15
Bryce Chance	14	1	-	-	15
Logan Kohler	8	3	-	-	11
Amani Larry	8	2	-	-	10
Aaron Downs	4	1	1	-	6
Ethan Pulliam	4	1	-	-	5
Joe Powell	3	-	1	-	4
Johnny Long	3	-	-	-	3
Dylan Cupp	1	-	1	-	2
Nolan Stevens	1	-	-	-	1
TOTAL	94	30	5	0	129

2024 MULTI-RBI GAMES

PLAYER	2	3	4	5+	TOTAL
Dakota Jordan	7	5	4	1	17
Hunter Hines	4	4	3	1	12
Connor Hujsak	7	3	1	1	12
Logan Kohler	7	2	-	-	9
David Mershon	7	-	1	-	8
Bryce Chance	4	2	1	-	7
Amani Larry	2	1	2	-	5
Dylan Cupp	3	1	-	-	4
Johnny Long	2	-	-	-	2
Aaron Downs	1	1	-	-	2
Joe Powell	-	1	-	1	2
Ethan Pulliam	-	-	1	-	1
TOTAL	44	20	13	4	81

HITTING STREAKS

PLAYER	SEASON	CURRENT	CAREER
Amani Larry	9	4	14*
Dakota Jordan	11	--	12
Hunter Hines	11	--	12
David Mershon	12	2	12
Connor Hujsak	12	12	12
Bryce Chance	11	--	11
Logan Kohler	6	3	8*
Joe Powell	8	--	8
Ross Highfill	1	--	6
Aaron Downs	5	1	5
Nolan Stevens	5	--	5
Dylan Cupp	4	2	4
Johnny Long	4	--	4
Ethan Pulliam	3	--	3
Nate Chester	2	1	2
Steven Spalitta	1	--	1
Jackson McKenzie	1	1	1
Michael O'Brien	1	--	1

* - indicates streaks from previous school

HOME RUNS

PLAYER	TOTAL	'24	'23	'22	'21	'20
Hunter Hines	53	15	22	16	--	--
Connor Hujsak*	30	9	2	12	7	--
Dakota Jordan	27	17	10	--	--	--
Amani Larry*	24	8	7	9	--	--
Logan Kohler*	22	5	11	6	0	0
Joe Powell*	15	5	0	5	5	0
Ross Highfill	9	0	9	--	--	--
Bryce Chance	8	6	2	--	--	--
Johnny Long*	4	1	2	0	1	0
David Mershon	4	4	0	--	--	--
Nolan Stevens	1	1	--	--	--	--
Ethan Pulliam	1	1	--	--	--	--

* - indicates home runs from previous school



STATE TO THE SHOW

Diamond Dawgs Playing in Major League Baseball

Name (Yrs. at MSU)	Pos.	Organization
Justin Foscoe (2018-20)	IF	Texas Rangers
J.P. France (2018)	RHP	Houston Astros
Adam Frazier (2011-13)	IF	Kansas City Royals
Kendall Graveman (2010-13)	RHP	Houston Astros
Dakota Hudson (2014-16)	P	Colorado Rockies
Nathaniel Lowe (2016)	IF	Texas Rangers
Hunter Renfroe (2011-13)	OF	Kansas City Royals
Brent Rooker (2014-17)	OF	Oakland Athletics
Ethan Small (2016-19)	RHP	San Francisco Giants
Chris Stratton (2010-12)	RHP	Kansas City Royals
Jordan Westburg (2018-20)	IF	Baltimore Orioles
Brandon Woodruff (2012-14)	RHP	Milwaukee Brewers

Diamond Dawgs in Minor League Baseball

Name (Yrs. at MSU)	Pos.	Organization (Level)
Tanner Allen (2018-21)	OF	Miami Marlins (AA)
Will Bednar (2020-21)	RHP	San Francisco Giants (A+)
Eric Cerantola (2019-21)	RHP	Kansas City Royals (AA)
Kellum Clark (2021-23)	OF	New York Mets (A)
Gavin Collins (2014-16)	C/IF	St. Louis Cardinals (AAA)
Brad Cumbest (2019-22)	OF	Colorado Rockies (A)
Jackson Fristoe (2021-22)	RHP	New York Yankees (A+)
J.T. Ginn (2019-20)	RHP	Oakland Athletics (AAA)
Houston Harding (2020-21)	LHP	Los Angeles Angels (AA)
Zac Houston (2014-16)	RHP	Philadelphia Phillies (AAA)
K.C. Hunt (2021-23)	RHP	Milwaukee Brewers (A+)
Kamren James (2020-22)	IF	Tampa Bay Rays (A+)
Preston Johnson (2021-22)	RHP	Baltimore Orioles (A+)
Rowdey Jordan (2018-21)	OF	New York Mets (AA)
Colton Ledbetter (2023)	OF	Tampa Bay Rays (A+)
Christian MacLeod (2020-21)	LHP	Minnesota Twins (A+)
Jake Mangum (2016-19)	OF	Tampa Bay Rays (AAA)
Aaron Nixon (2023)	RHP	New York Yankees (A)
Konnor Pilkington (2016-18)	LHP	Arizona Diamondbacks (AAA)
Landon Sims (2020-22)	RHP	Arizona Diamondbacks (A)
Cade Smith (2021-23)	RHP	New York Yankees (A)
Hunter Stovall (2016-18)	IF	Colorado Rockies (AAA)
Logan Tanner (2020-22)	C	Cincinnati Reds (A+)
Andrew Walling (2022)	LHP	Philadelphia Phillies (A+)
Colby White (2019)	RHP	New York Yankees (AA)
RJ Yeager (2022)	IF	St. Louis Cardinals (AA)

Diamond Dawgs Coaching in Professional Baseball

Name (Yrs. at MSU)	Organization	Team (Level)
Travis Chapman (1997-2000)	New York Yankees	New York Yankees (MLB)

Diamond Dawgs Working in Professional Baseball

Name (Yrs. at MSU)	Organization	Role
Jeff Brantley (1982-85)	Cincinnati Reds	Broadcaster
Will Clark (1983-85)	San Francisco Giants	Special Assistant



THE LAST TIME...

- SEC Tournament | % - NCAA Regional | ^ - NCAA Super Regional | \$ - College World Series

A MISSISSIPPI STATE TEAM...

Won 15+ Consecutive Games	17 - February 15-March 8, 2013
Won 10+ Consecutive Games	14 - February 23-March 16, 2019
Won 10+ Consecutive SEC Games	12 - April 30-May 25, 2016
Won 5+ Consecutive SEC Games	5 - April 30-May 8, 2021
Lost 5+ Consecutive Games	7 - April 27-May 12, 2023
Lost 5+ Consecutive SEC Games	7 - April 27-May 12, 2023
Swept a Three-Game Series	Auburn; April 19-21, 2024
at Home	Auburn; April 19-21, 2024
on The Road	at Alabama; May 20-22, 2021
Swept a Non-Conference Three-Game Series	Evansville; March 8-10, 2024
at Home	Evansville; March 8-10, 2024
on The Road	at Hawaii-Hilo; 1985
Swept a Three-Game SEC Series	Auburn; April 19-21, 2024
at Home	Auburn; April 19-21, 2024
on The Road	at Alabama; May 20-22, 2021
Was Swept in a Three-Game Series	Arkansas, May 5-7, 2023
at Home	Arkansas, May 5-7, 2023
on The Road	at Tennessee, April 27-29, 2023
Was Swept in a Three-Game Non-Conference Series	at Southern Miss; February 16-18, 2018
at Home	Southeastern Louisiana; February 26-28, 2010
on The Road	at Southern Miss; February 16-18, 2018
Was Swept in a Three-Game SEC Series	Arkansas; May 5-7, 2023
at Home	Arkansas; May 5-7, 2023
on The Road	at Tennessee, April 27-29, 2023
Played An Extra-Inning Game	W, 4-3 (8 Innings) - Auburn; April 21, 2024
Won An Extra-Inning Game	W, 9-5, (10 Innings) - at Samford; March 26, 2024
Lost An Extra-Inning Game	L, 10-9 (12 Innings) - at Ole Miss; April 13, 2024
Played Consecutive Extra-Inning Games	May 4-5, 2018; at Alabama, W, 14-12 (10 innings) and L, 3-4 (10 innings)
Won Consecutive Games in Extra-Inning	May 10-11, 2014; Tennessee, W, 1-0 (10 innings) and W, 4-3 (12 innings)
Won on a Walk-Off	W, 2-1, vs. Ole Miss; May 21, 2024 #
Connor Hujzak 2-R HR the 9th inning	
Won Consecutive Games Via A Walk-Off	April 12 & 14, 2022; UAB, W, 6-5 and Auburn W, 7-6
Kamren James RBI sac fly in the tenth inning (UAB)	
Luke Hancock RBI walk in the ninth inning (Auburn)	

A MISSISSIPPI STATE OFFENSE...

Scored 30+ Runs	32 - Jackson State; April 29, 1988
Scored 25+ Runs	27 - Alcorn State; April 20, 2010
Scored 20+ Runs	21 - Grambling; April 4, 2023
Scored 15+ Runs	17 - Memphis; March 19, 2024
Scored 10+ Runs In An Inning	13 - Jackson State (3rd); Feb. 27, 2024
Scored 9+ Runs In An Inning	13 - Jackson State (3rd); Feb. 27, 2024
Scored 8+ Runs In An Inning	13 - Jackson State (3rd); Feb. 27, 2024
Had 30+ Hits	30 - Kentucky; April 30, 1989
Had 25+ Hits	26 - Little Rock; February 28, 1999
Had 20+ Hits	20 - Missouri; April 29, 2022
Had 20+ Hits in Back-to-Back Games	Auburn (20, 21); March 23-24, 2019
Had 6+ Home Runs	6 - UT Martin; April 5, 2022
Had 5+ Home Runs	5 - at Florida; March 30, 2024
Hit Back-To-Back Home Runs	2nd Inning, Ethan Pulliam (3R HR)/Joe Powell (Solo) - at Arkansas; May 12, 2024
Hit Back-To-Back-To-Back Home Runs	3rd Inning, Kellum Clark(2R HR)/Brad Cumbest (Solo)/RJ Yeager (Solo) - Southern; March 23, 2022
Had 3+ Triples	3 - Southern Cal; March 14, 2004
Had 8+ Doubles	8 - Auburn; March 24, 2019
Had 7+ Doubles	7 - UAB; April 20, 2021
Had 6+ Doubles	6 - VMI; Feb. 18, 2023
Had 10+ Walks	10 - Memphis; March 19, 2024
Had 9+ Stolen Bases	10 - Arkansas-Pine Bluff; March 18, 2017
Had 8+ Stolen Bases	10 - Arkansas-Pine Bluff; March 18, 2017
Didn't Strikeout in a Game	Grambling; April 4, 2023
Had Two or Fewer Strikeouts	0 - Grambling; April 4, 2023
Was Shut Out	at Vanderbilt (0-4); April 26, 2024
at Home	Long Beach State (0-3); February 18, 2022
on The Road	at Vanderbilt (0-4); April 24, 2024
Back-To-Back Games	Auburn (0-5, 0-4); March 27-28, 2015
Three-Straight Games	vs. Southern Miss (0-3); March 24, 2015 and Auburn (0-5, 0-4); March 27-28, 2015

A MISSISSIPPI STATE DEFENSE...

Turned 5+ Double Plays	5 - San Diego; March 8, 2015
Turned 4+ Double Plays	5 - San Diego; March 8, 2015
Turned 3+ Double Plays	3 - at LSU; May 14, 2023
Turned A Triple Play	Auburn-Montgomery, March 9, 1991
Had 5+ Errors	5 - at Vanderbilt; March 18, 2011
Had 4+ Errors	4 - vs. Ohio State; March 3, 2023
Threw Out 3 Base Runners	3 - Logan Tanner; Tulane; February 26, 2021



THE LAST TIME...

- SEC Tournament | % - NCAA Regional | ^ - NCAA Super Regional | \$ - College World Series

MISSISSIPPI STATE PITCHING STAFF...

Threw a No-Hitter Jackson Fristoe (6 IP), Landon Sims (1 IP), Mikey Tepper (1 2/3 IP), Cam Tullar (1/3 IP); Kent State, March 7, 2021
Held Opponent To 1 Hit at Texas A&M; May 3, 2019
Held Opponent To 2 Hits Eastern Michigan; March 13, 2021

NOTE: Jacksonville State (5/18/21) had just two hits in a five-inning, rain-shortened game
NOTE: Valparaiso (3/7/23) had just two hits in a seven-inning, run rule game
NOTE: Auburn (4/21/24) had just two hits in a seven-inning, SEC Inclement weather policy

Struck Out 25+ Batters 26 - at LSU; 1909
Struck Out 20+ Batters 21 - vs. Texas; June 20, 2021 \$
Struck Out 15+ Batters 15 - Missouri; May 16, 2024
Did Not Issue A Walk Alabama; May 4, 2024
Shut Out An Opponent Alcorn State (11-0); April 16, 2024
at Home Alcorn State (11-0); April 16, 2024
On The Road at Ole Miss (8-0); April 12, 2024
Neutral Site Game vs. Vanderbilt (9-0); June 30, 2021 \$
Postseason Game vs. Vanderbilt (9-0); June 30, 2021 \$
Back-To-Back Shutouts 2021 (Kent State, March 7 [13-0]; Grambling, March 9 [10-0] and Louisiana-Lafayette, March 10 [4-0])
Three Straight Shutouts 2021 (Kent State, March 7 [13-0];
Grambling, March 9 [10-0] and Louisiana-Lafayette, March 10 [4-0]; Eastern Michigan, March 12 [14-0])
Four Straight Shutouts 2021 (Kent State, March 7 [13-0];
Grambling, March 9 [10-0] and Louisiana-Lafayette, March 10 [4-0]; Eastern Michigan, March 12 [14-0])

Shut Out An SEC Opponent vs. Vanderbilt (9-0); June 30, 2021 \$
At Home Alabama (6-0); April 12, 2019
On The Road at Alabama (7-0); May 21, 2021
Neutral Site vs. Vanderbilt (9-0); June 30, 2021 \$

A MISSISSIPPI STATE BATTER HAD...

Hit for the Cycle Brad Freeman; South Alabama, February 17, 1998
Walk-Off Hit Connor Hujisak (2R HR); vs. Ole Miss; May 21, 2024#
8+ At-Bats 8 - Jordan Westburg, Tanner Allen & Rowdey Jordan vs. LSU, May 22, 2019 #
6+ Hits 6 - Adam Frazier; at Virginia, June 8, 2013
5+ Hits 5 - Tanner Allen; South Carolina, May 16, 2019
4+ Hits 4 - Joe Powell; North Alabama, May 14, 2024
2+ Hits In An Inning David Mershon (1B, 1B; 6th Inning); at Ole Miss, April 12, 2024
5+ Runs 5 - Jon Knott; Little Rock, February 28, 1999
4+ Runs 4 - David Mershon & Dakota Jordan; Memphis, March 19, 2024
3+ Doubles 3 - Justin Foscue; Georgia, April 26, 2019
2+ Triples 2 - C.T. Bradford; at Arizona, March 9, 2014
3+ Home Runs 3 - Joe Powell; North Alabama, May 14, 2024
2+ Home Runs 2 - Amani Larry; Missouri, May 17, 2024
Inside-The-Park Home Run Cody Brown; vs. Kentucky, April 7, 2017
Pinch Hit Home Run Connor Hujisak; Lipscomb, March 11, 2023
Leadoff Home Run (Top or bottom of 1st inning) Amani Larry (Bottom 1st); Austin Peay, Feb. 21, 2024
Walk-Off Home Run Connor Hujisak (2R HR); vs. Ole Miss; May 21, 2024#
Hit a Grand Slam Amani Larry; Alabama, May 3, 2024
Multiple Grand Slams Never
A Pinch-Hit Grand Slam Never
10+ RBIs 11 - Jason Nappi; at UAB, March 18, 2008
9+ RBIs 9 - Ryan Duffy; vs. Jackson State, April 6, 2010
8+ RBIs 8 - Brent Rooker; vs. Indiana State, February 24, 2017
7+ RBIs 7 - Kellum Clark vs. Princeton, March 11, 2022
10+ Total Bases 13 - Joe Powell; North Alabama, May 14, 2024
4+ Walks 4 - Logan Kohler; Evansville, March 10, 2024
3+ Walks 3 - David Mershon; at Arkansas, May 10, 2024
4+ Stolen Bases 4 - David Mershon; LSU, March 17, 2024
3+ Stolen Bases 3 - Amani Larry; Nicholls, March 14, 2023
Stole Home Connor Hujisak; Samford, March 28, 2023
4+ Hit By Pitches 4 - Rowdey Jordan; at Auburn, April 11, 2021
3+ Hit By Pitches 4 - Rowdey Jordan; at Auburn, April 11, 2021

A MISSISSIPPI STATE PITCHER HAD...

A Perfect Game J.T. Peatross; Mississippi College (1-0), 1918
A No-Hitter Jackson Fristoe (6 IP), Landon Sims (1 IP), Mikey Tepper (1 2/3 IP), Cam Tullar (1/3 IP); Kent State, March 7, 2021
A Complete Game No-Hitter Gene Morgan (7 IP); at Hawaii-Hilo (2-0), April 6, 1985
A Complete Game (9 Inn.) Jacob Billingsley; at Southern Miss (8-1), June 6, 2017 %
A Complete Game (7 Inn.) JT Ginn; at Texas A&M-1 (0-1), May 4, 2019
Complete-Game 1-Hitter Unknown
Complete-Game 2-Hitter Ricky Bowen; vs. Ole Miss, March 16, 2008
Consecutive Complete Games Dakota Hudson; 2016 (at Auburn (4-0), May 13 and Arkansas (7-0), May 19)
A Complete-Game Shutout Dakota Hudson; vs. Arkansas (7-0), May 19, 2016
at Home Dakota Hudson; vs. Arkansas (7-0), May 19, 2016
On The Road Dakota Hudson; at Auburn (4-0), May 13, 2016
SEC Game Dakota Hudson; vs. Arkansas (7-0), May 19, 2016
as a Freshman Scott Tanksley; vs. Mississippi College (6-0), April 20, 1993
Postseason Game B.J. Wallace; vs. Nicholls State (1-0), May 21, 1992 %
17+ Strikeouts 17 - Chris Stratton; at LSU, March 16, 2012
15+ Strikeouts 15 - Will Bednar; vs. Texas, June 20, 2021 \$
10+ Strikeouts 13 - Brooks Auger; vs. Ole Miss, May 21, 2024 #
Recorded Two Saves In One Day Trevor Fitts; vs. Marshall and Alabama A&M, February 22, 2015

2024 HONORS TRACKER

Dakota Jordan, OF

DTBaseball 2024 MLB Draft Top 100 Prospects (No. 16)
Baseball America 2024 Top 100 Draft Prospects (No. 41)
Perfect Game Top 300 2024 Draft Board (No. 31)
Perfect Game Top 100 Sophomores (No. 9)
Baseball America 2024 Preseason All-American (Third Team)
D1 Baseball Top 100 Outfielders (No. 18)
Preseason All-SEC Outfielder (Second Team)
Golden Spikes Preseason Award Watch List
SEC Co-Player of the Week (March 11)
Golden Spikes Midseason Award Watch List
D1 Baseball Midseason First Team All-American
Perfect Game Midseason First Team All-American
2024 Ferriss Trophy Winner (Best Collegiate Player in Mississippi)
Second Team All-SEC (OF)
Golden Spikes Semifinalist

Hunter Hines, IF/OF

DTBaseball 2024 MLB Draft Top 100 Prospects (No. 82)
Perfect Game Preseason All-American (Third Team)
Perfect Game Top 300 2024 Draft Board (No. 104)
Perfect Game Top 100 Juniors (No. 47)
D1 Baseball Top 50 First Basemen (No. 8)
NCAA Player of the Week (April 30)

Nate Dohm, RHP

DTBaseball 2024 MLB Draft Top 100 Prospects (No. 65)
Perfect Game Top 300 2024 Draft Board (No. 198)
Perfect Game Top 100 Juniors (No. 89)
D1 Baseball Top 150 Starting Pitchers (No. 45)

Jurrangelo Cijntje, BHP

Perfect Game Top 300 2024 Draft Board (No. 171)
Perfect Game Top 100 Sophomores (No. 75)
D1 Baseball Top 150 Starting Pitchers (No. 56)

Colby Holcombe, RHP

Perfect Game Top 300 2024 Draft Board (No. 239)
D1 Baseball Top 150 Starting Pitchers (No. 136)

Amani Larry, IF

DT Baseball Top 50 Second Baseman (No. 10)

Bradley Loftin, LHP

Perfect Game Top 100 Sophomores (No. 46)

Karson Ligon, RHP

DTBaseball Top 100 Impact Transfers (No. 27)

Khal Stephen, RHP

DTBaseball Top 100 Impact Transfers (No. 53)
Golden Spikes Award Performance of the Week (Feb. 21)
First Team All-SEC (SP)

Cam Schuelke, RHP

DTBaseball Top 100 Impact Transfers (No. 75)

Logan Kohler, IF

DTBaseball Top 100 Impact Transfers (No. 95)
D1 Baseball Top 50 Third Basemen (No. 30)

David Mershon, IF

First Team All-SEC (SS)

Dylan Cupp, IF

Perfect Game Top 75 Freshmen (No. 46)

Mikhail Grant, RHP

Perfect Game Top 75 Freshmen (No. 50)

Luke Dotson, IF/LHP

Perfect Game Top 75 Freshmen (No. 69)

Nolan Stevens, IF/OF/LHP

Perfect Game Top 75 Freshmen (No. 71)
SEC Freshman of the Week (March 18)
Perfect Game Second Team Freshman All-American



2024 HOME RUN TRACKER

No.	Player	Game	Date	Opponent	Pitcher	On Base	Inn.	Outs	Count	Score	Final
1	Dakota Jordan	1	Feb. 16	Air Force	Shim	0	5	0	1-0	2-4	8-4
2	Bryce Chance	1	Feb. 16	Air Force	Moats	1	7	1	2-0	3-4	8-4
3	Dakota Jordan	3	Feb. 18	Air Force	Estridge	1	6	0	1-1	7-2	10-2
4	Amani Larry*	5	Feb. 21	Austin Peay	Holt	0	1	0	3-1	0-0	10-13
5	Dakota Jordan	9	Feb. 27	Jackson State	Haston	1	5	1	2-2	13-5	19-6
6	Dakota Jordan	11	March 2	Mount St. Mary's	Curley	1	7	1	1-0	5-2	7-2
7	Dakota Jordan	13	March 5	Southern Miss	Sivley	0	7	2	0-0	4-4	5-4
8	Dakota Jordan	14	March 8	Evansville	Smith	2	3	0	1-2	0-0	5-2
9	Hunter Hines	15	March 9	Evansville	Schultz	0	3	1	0-1	2-0	8-3
10	Dakota Jordan	15	March 9	Evansville	Schultz	1	5	0	1-0	4-0	8-3
11	Dakota Jordan	16	March 10	Evansville	Deverman	1	1	1	1-1	0-0	13-3
12	Connor Hujusak	16	March 10	Evansville	Deverman	2	1	2	1-0	2-0	13-3
13	Amani Larry	17	March 12	South Alabama	Mills	2	4	2	2-1	0-0	5-6
14	Dakota Jordan	17	March 12	South Alabama	Mills	1	4	2	1-0	3-0	5-6
15	Nolan Stevens	18	March 13	New Orleans	Dennis	0	4	1	1-2	0-0	2-1
16	Hunter Hines	19	March 15	#2 LSU	Holman	0	5	1	0-1	2-3	10-4
17	Hunter Hines	19	March 15	#2 LSU	Loer	2	8	1	1-2	6-3	10-4
18	Bryce Chance	20	March 16	#2 LSU	Jump	2	4	1	0-1	1-9	8-9
19	Dakota Jordan	21	March 17	#2 LSU	Hurd	2	5	1	2-0	3-3	15-5
20	Hunter Hines	21	March 17	#2 LSU	Hurd	0	5	1	2-1	6-3	15-5
21	Dakota Jordan	22	March 19	Memphis	Davis	1	1	1	2-2	0-0	17-9
22	David Mershon	22	March 19	Memphis	Davis	0	3	1	1-0	2-3	17-9
23	Connor Hujusak	22	March 19	Memphis	Rushing	2	7	1	3-2	11-9	17-9
24	Hunter Hines	23	March 21	#7 Texas A&M	Stewart	0	8	1	0-1	2-6	3-6
25	Hunter Hines	24	March 22	#7 Texas A&M	Sdao	2	5	1	1-0	0-1	5-1
26	Dakota Jordan	26	March 26	Samford	Gaeto	1	5	2	3-1	2-5	9-5
27	Hunter Hines	26	March 26	Samford	Gaeto	0	5	2	2-2	4-5	9-5
28	Bryce Chance	26	March 26	Samford	Lore	0	10	1	0-0	5-5	9-5
29	David Mershon	28	March 30	#6 Florida	Peterson	0	4	0	1-1	0-1	12-2
30	Dakota Jordan	28	March 30	#6 Florida	Peterson	0	4	0	1-1	1-1	12-2
31	Dakota Jordan	28	March 30	#6 Florida	G. Smith	0	5	0	0-0	5-1	12-2
32	Connor Hujusak	28	March 30	#6 Florida	G. Smith	1	5	0	1-1	6-1	12-2
33	Connor Hujusak	28	March 30	#6 Florida	Philpott	0	8	0	2-2	11-2	12-2
34	Hunter Hines	30	April 2	Central Arkansas	Alexander	0	9	0	3-2	2-7	6-7
35	Amani Lrry	31	April 5	Georgia	Evans	0	3	0	0-0	1-0	6-1
36	Connor Hujusak	31	April 5	Georgia	Harris	2	8	2	1-2	2-1	6-1
37	Connor Hujusak	33	April 7	Georgia	Smith	0	5	2	1-1	4-5	9-8
38	Dakota Jordan	34	April 12	Ole Miss	Maddox	1	6	0	1-1	1-0	8-0
39	Connor Hujusak	35	April 13	Ole Miss	Doyle	0	4	1	1-2	0-3	9-10
40	Hunter Hines	35	April 13	Ole Miss	Spencer	0	11	2	0-1	7-7	9-10
41	Johnny Long	35	April 13	Ole Miss	Spencer	0	12	2	1-1	8-8	9-10
42	Bryce Chance	38	April 19	Auburn	Watts	0	4	1	1-0	1-1	8-1
43	Dakota Jordan	41	April 23	Memphis	Rushing	2	3	0	1-0	2-2	6-4
44	Hunter Hines	43	April 27	#11 Vanderbilt	Holton	0	2	0	1-2	0-0	7-4
45	Hunter Hines	43	April 27	#11 Vanderbilt	Holton	2	6	0	2-1	2-0	7-4
46	Logan Kohler	44	April 28	#11 Vanderbilt	Ginther	2	3	2	1-1	2-0	8-7
47	David Mershon	44	April 28	#11 Vanderbilt	Ginther	0	4	2	2-1	5-0	8-7
48	Hunter Hines	44	April 28	#11 Vanderbilt	Green	1	9	2	1-0	6-7	8-7
49	Hunter Hines	46	May 3	#23 Alabama	Farone	2	1	1	1-2	0-0	13-3
50	Hunter Hines	46	May 3	#23 Alabama	Farone	0	3	0	0-0	4-0	13-3
51	Bryce Chance	46	May 3	#23 Alabama	Farone	0	4	0	0-0	6-0	13-3
52	Amani Larry	46	May 3	#23 Alabama	Buchanan	3	4	0	0-1	8-0	13-3
53	David Mershon	47	May 4	#23 Alabama	Adams	1	3	2	2-1	1-1	8-1
54	Logan Kohler	47	May 4	#23 Alabama	Morris	0	8	1	0-0	6-1	8-1
55	Logan Kohler	48	May 5	#23 Alabama	Hess	0	2	2	2-1	0-4	5-10
56	Connor Hujusak	48	May 5	#23 Alabama	Myers	0	7	0	2-1	1-8	5-10
57	Logan Kohler	48	May 5	#23 Alabama	Myers	0	7	1	3-2	2-8	5-10
58	Amani Larry	50	May 11	#5 Arkansas	Tygart	1	1	2	1-2	1-0	8-5
59	Dakota Jordan	50	May 11	#5 Arkansas	Bybee	1	4	1	1-1	4-0	8-5
60	Logan Kohler	50	May 11	#5 Arkansas	Bybee	1	4	2	3-1	6-0	8-5
61	Ethan Pulliam	51	May 12	#5 Arkansas	Molina	2	2	0	3-2	1-0	6-9
62	Joe Powell	51	May 12	#5 Arkansas	Wood	0	2	0	2-0	4-0	6-9
63	Joe Powell	52	May 14	North Alabama	Stogner	0	3	0	0-0	1-0	8-4
64	Joe Powell	52	May 14	North Alabama	Howard	2	6	2	0-0	2-2	8-4
65	Joe Powell	52	May 14	North Alabama	Agosto	1	8	1	0-1	6-4	8-4
66	Amani Larry	53	May 16	Missouri	Jacobi	0	2	1	2-2	0-0	4-3
67	Bryce Chance	53	May 16	Missouri	Lohse	0	5	1	0-2	2-1	4-3
68	Hunter Hines	54	May 17	Missouri	Mayer	0	2	0	1-0	0-0	8-2
69	Amani Larry	54	May 17	Missouri	Rustad	2	5	2	0-1	4-1	8-2
70	Amani Larry	54	May 17	Missouri	Rustad	0	8	0	0-0	7-2	8-2
71	Joe Powell	55	May 18	Missouri	Lunceford	0	6	0	0-2	2-2	3-4
72	Connor Hujusak	56	May 21	Ole Miss	Doyle	1	2	2	0-0	0-1	2-1

* - leadoff homerun

2024 HOW IT WAS WON

Below is a chart representing how the eventual game-winning run was recorded for Mississippi State in 2024

<i>Gm</i>	<i>Opponent</i>	<i>Final</i>	<i>Player</i>	<i>Inn.</i>	<i>Outs</i>	<i>Play</i>	<i>Score at Time</i>
1.	Air Force	8-4	Bryce Chance	7	1	Home Run	3-4
2.	Air Force	10-2	Hunter Hines	5	1	Single	2-2
3.	Georgia Southern	5-1	Dylan Cupp	2	0	Single	0-0
4.	Georgia Southern	10-2	Bryce Chance	5	1	Double	0-1
5.	Jackson State	19-6	Joe Powell	3	1	Double	5-5
6.	Mount St. Mary's	12-2	Logan Kohler	6	0	Single	2-1
7.	Mount St. Mary's	7-2	Amani Larry	2	1	Sac Fly	2-0
8.	Mount St. Mary's	6-0	Johnny Long	2	0	Sac Bunt	0-0
9.	Southern Miss	5-4	Dakota Jordan	7	2	Home Run	4-4
10.	Evansville	5-2	Dakota Jordan	3	0	Home Run	0-0
11.	Evansville	8-3	Dylan Cupp	4	2	Double	3-0
12.	Evansville	13-3	Connor Hujsak	1	2	Home Run	2-0
13.	New Orleans	2-1	Aaron Downs	11	0	Single	1-1
14.	#2 LSU	10-4	Johnny Long	5	2	Single	4-3
15.	#2 LSU	15-5	Dakota Jordan	5	1	Home Run	3-3
16.	Memphis	17-9	Dakota Jordan	5	2	Hit by Pitch	9-9
17.	#7 Texas A&M	5-1	Hunter Hines	5	1	Home Run	0-1
18.	Samford	9-5	Bryce Chance	10	1	Home Run	5-5
19.	#6 Florida	12-2	Johnny Long	4	2	Single	3-1
20.	Georgia	6-1	Amani Larry	3	0	Home Run	1-0
21.	Georgia	9-8	Bryce Chance	8	1	Sac Fly	8-8
22.	Ole Miss	8-0	Logan Kohler	5	1	Ground Out	0-0
23.	Alcorn State	11-0	Dakota Jordan	1	0	Single	0-0
24.	Auburn	8-1	Bryce Chance	4	1	Home Run	1-1
25.	Auburn	3-1	Amani Larry	4	2	Single/Error	1-0
26.	Auburn	4-3	Connor Hujsak	8	2	Single	3-3
27.	Memphis	6-4	Dakota Jordan	3	0	Home Run	2-2
28.	#11 Vanderbilt	7-4	Hunter Hines	6	0	Home Run	2-0
29.	#11 Vanderbilt	8-7	Hunter Hines	9	2	Home Run	6-7
30.	Ole Miss	5-1	Logan Kohler	8	1	Fielder's Choice	1-1
31.	#23 Alabama	13-3	David Mershon	2	2	Single	3-0
32.	#23 Alabama	8-1	David Mershon	3	2	Home Run	1-1
33.	#5 Arkansas	8-5	Dakota Jordan	4	0	Home Run	4-0
34.	North Alabama	8-4	Joe Powell	6	2	Home Run	2-2
35.	Missouri	4-3	Joe Powell	6	2	Double	3-2
36.	Missouri	8-2	Joe Powell	4	1	Sac Fly	2-1
37.	Ole Miss	2-1	Connor Hujsak	9	2	Home Run	0-1



SERIES STATS

BATTING

	AVG	AB	R	H	RBI	2B	3B	HR	BB	K
Air Force	.297	101	20	30	16	8	1	3	13	20
Austin Peay	.164	61	12	10	12	1	0	1	19	17
Georgia Southern	.327	101	19	33	17	5	0	0	11	18
Jackson State	.452	31	19	14	19	3	1	1	10	4
Mount St. Mary's	.292	89	25	26	21	7	1	1	15	22
vs. Southern Miss	.219	32	5	7	5	3	0	1	3	12
Evansville	.337	98	26	33	25	7	0	5	21	16
vs. South Alabama	.286	35	5	10	5	3	0	2	5	3
vs. New Orleans	.229	35	2	8	2	0	0	1	8	3
LSU	.363	113	33	41	30	7	0	5	17	20
Memphis	.381	42	17	16	15	3	1	3	10	4
at Texas A&M	.216	102	9	22	9	2	0	2	7	33
at Samford	.282	49	9	11	8	2	0	3	5	9
at Florida	.267	101	21	27	21	3	0	5	16	28
Central Arkansas	.172	29	6	5	6	0	0	1	9	4
Georgia	.237	93	17	22	13	3	0	3	12	34
at Ole Miss	.210	105	19	22	17	3	0	4	14	29
Alcorn State	.409	22	11	9	9	1	1	0	12	4
Auburn	.345	87	15	30	12	6	0	1	13	14
at Memphis	.273	33	6	9	6	3	0	1	7	7
at Vanderbilt	.210	100	15	21	15	5	0	5	8	27
vs. Ole Miss	.324	34	5	11	5	1	0	0	4	5
Alabama	.351	94	26	33	26	3	0	9	12	15
at Arkansas	.274	105	19	29	18	6	0	5	25	35
North Alabama	.323	31	8	10	8	2	0	3	6	7
Missouri	.265	98	15	26	15	5	1	6	8	22

SEC Tournament

PITCHING

	ERA	W-L	SV	IP	H	R	ER	BB	SO	2B	3B	HR	B/AVG
Air Force	2.33	2-1	1	27.0	20	9	7	9	36	5	0	2	.206
Austin Peay	8.00	0-2	0	18.0	24	16	16	5	22	4	0	4	.333
Georgia Southern	4.33	2-1	0	27.0	25	14	13	11	36	2	0	2	.245
Jackson State	7.71	1-0	0	7.0	7	6	6	2	11	1	0	2	.259
Mount St. Mary's	1.00	3-0	0	27.0	18	4	3	8	37	1	0	0	.189
vs. Southern Miss	3.00	1-0	1	9.0	6	4	3	3	9	0	0	1	.194
Evansville	2.77	3-0	1	26.0	21	8	8	10	29	4	1	3	.216
vs. South Alabama	6.00	0-1	0	9.0	8	6	6	5	15	2	0	0	.242
vs. New Orleans	0.00	1-0	0	11.0	5	1	0	5	13	2	1	0	.132
LSU	6.23	2-1	0	26.0	25	18	18	23	27	5	0	7	.250
Memphis	6.00	1-0	0	9.0	11	9	8	2	10	2	0	1	.306
at Texas A&M	4.68	1-2	0	25.0	22	13	13	6	21	5	0	5	.242
at Samford	4.50	1-0	0	10.0	9	5	5	6	12	4	0	1	.250
at Florida	4.56	1-2	0	25.2	18	13	13	16	27	2	0	3	.196
Central Arkansas	7.00	0-1	0	9.0	8	7	7	5	7	2	0	1	.235
Georgia	3.00	2-1	1	27.0	25	12	9	8	28	4	0	3	.240
at Ole Miss	7.67	1-2	0	27.0	33	24	23	14	25	7	0	4	.289
Alcorn State	0.00	1-0	0	7.0	3	0	0	0	14	1	0	0	.125
Auburn	1.50	3-0	1	24.0	14	5	4	10	29	1	0	1	.163
at Memphis	4.00	1-0	1	9.0	8	4	4	3	13	1	1	0	.250
at Vanderbilt	4.85	2-1	2	26.0	21	15	14	8	27	6	0	4	.214
vs. Ole Miss	1.00	1-0	0	9.0	5	1	1	5	14	0	0	1	.161
Alabama	4.68	2-1	0	25.0	29	14	13	7	29	3	0	3	.282
at Arkansas	6.84	1-2	1	25.0	27	21	19	8	20	5	0	6	.270
North Alabama	4.00	1-0	0	9.0	8	4	4	1	11	3	0	1	.229
Missouri	2.67	2-1	1	27.0	19	9	8	10	35	2	0	6	.192

SEC Tournament

BIG INNING FOR MISSISSIPPI STATE

Opponent	Date	Inn.	Runs	Res.
Air Force	Feb. 18	5	5	W, 10-2
Austin Peay	Feb. 21	1	5	L, 13-10
Georgia Southern	Feb. 25	7	5	W, 10-2
Jackson State	Feb. 27	3	13	W, 19-6
Mount St. Mary's	Feb. 29	8	7	W, 12-2
Evansville	March 10	1	5	W, 13-3
South Alabama	March 12	4	5	L, 6-5
#2 LSU	March 17	6	5	W, 15-5
Memphis	March 19	5	7	W, 17-9
#7 Texas A&M	March 22	5	5	W, 5-1
#6 Florida	March 30	4	5	W, 12-2
Ole Miss	April 12	6	7	W, 8-0
#11 Vanderbilt	April 28	3	5	W, 8-7
#23 Alabama	May 3	4	6	W, 13-3
#5 Arkansas	May 12	2	5	L, 9-6

Big inning = 5 or more runs

BIG INNING FOR OPPONENTS

Opponent	Date	Inn.	Runs	Res.
Memphis	March 19	5	5	W, 17-9
Texas A&M	March 21	5	5	L, 6-3
Central Arkansas	April 2	3	5	L, 7-6
Georgia	April 7	3	5	W, 8-7
Ole Miss	April 14	7	6	L, 14-2
#11 Vanderbilt	April 28	6	6	W, 8-7

Big inning = 5 or more runs

PITCHING STATS

PITCHING (STARTERS)

Date	Opp.	IP	H	R	ER	BB	K
2/16	Air Force	4.0	6	2	1	2	4
2/17	Air Force	7.0	3	1	1	0	11
2/18	Air Force	4.0	2	1	1	2	8
2/20	Austin Peay	2.0	3	1	1	0	4
2/21	Austin Peay	2.2	4	4	4	3	1
2/23	Georgia Southern	6.2	4	0	0	1	10
2/24	Georgia Southern	2.1	6	7	7	1	3
2/25	Georgia Southern	5.0	1	1	1	2	7
2/27	Jackson State	1.1	3	5	5	2	2
2/29	Mount St. Mary's	7.0	4	1	1	0	8
3/2	Mount St. Mary's-1	6.0	6	0	0	1	9
3/2	Mount St. Mary's-2	6.2	2	0	0	4	10
3/5	vs. Southern Miss (1)	1.0	3	4	3	2	1
3/8	Evansville	6.1	7	2	2	1	10
3/9	Evansville	6.0	1	0	0	2	3
3/10	Evansville	6.0	5	3	3	3	10
3/12	vs. South Alabama (2)	3.0	2	0	0	0	6
3/13	vs. New Orleans (2)	2.0	1	0	0	0	2
3/15	LSU*	3.0	5	3	3	2	1
3/16	LSU*	2.0	5	5	5	1	1
3/17	LSU*	5.0	5	3	3	5	6
3/19	Memphis	3.0	3	3	2	1	4
3/21	at Texas A&M*	4.0	2	2	2	0	4
3/22	at Texas A&M*	6.2	5	1	1	3	5
3/23	at Texas A&M*	5.2	7	5	5	1	4
3/26	at Samford	2.0	1	1	1	3	3
3/29	at Florida*	6.0	3	2	2	2	8
3/30	at Florida*	7.0	5	2	2	2	8
3/31	at Florida*	2.1	1	1	1	2	1
4/2	Central Arkansas	2.0	2	0	0	0	1
4/5	Georgia*	6.2	5	1	0	2	7
4/6	Georgia*	5.0	5	2	2	0	8
4/7	Georgia*	0.1	1	0	0	0	0
4/12	at Ole Miss*	8.0	3	0	0	0	9
4/13	at Ole Miss*	3.0	4	3	3	1	3
4/14	at Ole Miss*	2.0	5	3	3	0	2
4/16	Alcorn State	3.0	1	0	0	0	5
4/19	Auburn*	7.0	6	1	0	2	11
4/21	Auburn-1*	6.2	3	1	1	3	5
4/21	Auburn-2*	3.0	1	3	3	3	3
4/23	at Memphis	2.0	3	2	2	1	3
4/26	at Vanderbilt*	7.1	5	4	4	1	6
4/27	at Vanderbilt*	5.0	2	1	1	2	6
4/28	at Vanderbilt*	5.1	5	4	4	1	11
5/1	vs. Ole Miss (1)	4.0	4	1	1	0	5
5/3	Alabama*	5.0	7	3	3	3	6
5/4	Alabama*	7.0	7	1	1	0	8
5/5	Alabama*	2.0	2	4	4	3	1
5/10	at Arkansas*	7.0	6	4	4	0	6
5/11	at Arkansas*	4.1	4	4	2	3	1
5/12	at Arkansas*	4.0	3	1	1	0	4
5/14	North Alabama	2.0	0	0	0	0	2
5/16	Missouri*	6.0	5	3	3	1	8
5/17	Missouri*	7.0	3	2	2	1	9
5/18	Missouri*	3.0	2	2	1	3	5
5/21	vs. Ole Miss (3)	8.0	3	1	1	0	13
5/22	vs. Texas A&M (3)						
2024 Totals		251.1	202	111	103	79	302

* - Southeastern Conference game

(1) - Trustmark Park; Pearl, Miss. | (2) - Shuckers Ballpark; Biloxi, Miss. | (3) - SEC Tourney

SEC SWEEPS

MSU at HOME VS.

Alabama	April 12-14, 2019
Arkansas	April 20-21, 2018
Auburn	April 19-21, 2024
Florida	May 17-19, 2018
Georgia	April 26-28, 2019
Kentucky	April 1-3, 2021
LSU	April 20-21, 1985
Ole Miss	May 18-19, 2002
Missouri	May 5-7, 2016
South Carolina	Never
Tennessee	March 24-26, 2017
Texas A&M	April 30-May 1, 2021
Vanderbilt	March 11-12, 2000

MSU ON THE ROAD VS.

Alabama	May 20-22, 2021
Arkansas	March 21-23, 2003
Auburn	April 9-11, 2021
Florida	Never
Georgia	March 28-30, 1997
Kentucky	April 1-3, 1994
LSU	April 18-19, 1981
Missouri	April 18-20, 2014
Ole Miss	May 10-12, 2019
South Carolina	Never
Tennessee	May 6-8, 2011
Texas A&M	April 12-14, 2013
Vanderbilt	April 20-21, 1991

PITCHING (BULLPEN)

Date	Opp.	IP	H	R	ER	BB	K
2/16	Air Force	5.0	4	2	2	0	5
2/17	Air Force	2.0	1	2	2	4	2
2/18	Air Force	5.0	4	1	0	1	8
2/20	Austin Peay	7.0	5	2	2	0	9
2/21	Austin Peay	6.1	12	9	9	2	8
2/23	Georgia Southern	2.1	2	1	1	0	5
2/24	Georgia Southern	6.2	6	4	3	3	7
2/25	Georgia Southern	4.0	6	1	1	4	4
2/27	Jackson State	5.2	4	1	1	0	9
2/29	Mount St. Mary's	2.0	2	1	1	1	4
3/2	Mount St. Mary's-1	3.0	2	2	1	1	3
3/2	Mount St. Mary's-2	2.1	2	0	0	0	3
3/5	vs. Southern Miss (1)	8.0	3	0	0	1	8
3/8	Evansville	2.2	4	0	0	1	2
3/9	Evansville	3.0	4	3	3	2	3
3/10	Evansville	2.0	0	0	0	1	1
3/12	vs. South Alabama (2)	6.0	6	6	6	5	9
3/13	vs. New Orleans (2)	9.0	4	1	0	5	11
3/15	LSU*	6.0	1	1	1	3	8
3/16	LSU*	7.0	6	4	4	11	7
3/17	LSU*	3.0	3	2	2	1	4
3/19	Memphis	6.0	8	6	6	1	6
3/21	at Texas A&M*	4.0	6	4	4	1	3
3/22	at Texas A&M*	2.1	0	0	0	1	3
3/23	at Texas A&M*	2.1	2	1	1	0	2
3/26	at Samford	8.0	8	4	4	3	9
3/29	at Florida*	2.2	5	5	5	5	2
3/30	at Florida*	2.0	1	0	0	1	3
3/31	at Florida*	5.2	3	3	3	3	5
4/2	Central Arkansas	7.0	6	7	7	5	6
4/5	Georgia*	2.1	0	0	0	1	2
4/6	Georgia*	4.0	3	1	1	2	2
4/7	Georgia*	8.2	11	8	6	2	9
4/12	at Ole Miss*	1.0	0	0	0	0	2
4/13	at Ole Miss*-	8.2	10	7	6	9	5
4/14	at Ole Miss*	4.1	11	11	11	4	4
4/16	Alcorn State	4.0	2	0	0	1	9
4/19	Auburn*	2.0	2	0	0	0	4
4/21	Auburn-1*	0.1	1	0	0	0	0
4/21	Auburn-2*	5.0	1	0	0	2	6
4/23	at Memphis	7.0	5	2	2	2	10
4/26	at Vanderbilt*	0.2	0	0	0	0	0
4/27	at Vanderbilt*	4.0	6	3	2	1	3
4/28	at Vanderbilt*	3.2	3	3	3	3	1
5/1	vs. Ole Miss (1)	5.0	1	0	0	5	9
5/3	Alabama*	2.0	2	0	0	0	4
5/4	Alabama*	2.0	1	0	0	0	0
5/5	Alabama*	7.0	10	6	5	1	10
5/10	at Arkansas*	1.0	4	3	3	1	1
5/11	at Arkansas*	4.2	5	1	1	1	5
5/12	at Arkansas*	4.0	5	8	8	3	3
5/14	North Alabama	7.0	8	4	4	1	9
5/16	Missouri*	3.0	2	0	0	2	4
5/17	Missouri*	2.0	2	0	0	1	1
5/18	Missouri*	6.0	5	2	2	2	5
5/21	vs. Ole Miss (3)	1.0	0	0	0	2	1
5/22	vs. Texas A&M (3)						
2024 Totals		238.1	220	132	123	114	271

* - Southeastern Conference game

(1) - Trustmark Park; Pearl, Miss. | (2) - Shuckers Ballpark; Biloxi, Miss. | (3) - SEC Tourney



SEC UPDATE

Standings

Western Division										
SEC	Pct.	GB	Division	Overall	Pct.	Home	Away	Neutral	L10	Streak
Arkansas	20-10	.667	--	12-6	43-12	.782	33-3	7-8	3-1	5-5 L1
Texas A&M	19-11	.633	1.0	11-7	44-11	.800	32-3	9-8	3-0	5-5 W1
Mississippi State	17-13	.567	3.0	10-8	37-19	.661	25-9	8-9	4-1	6-4 W1
Alabama	13-17	.433	7.0	9-9	33-22	.600	22-8	8-12	3-2	5-5 L1
LSU	13-17	.433	7.0	9-9	37-20	.649	27-9	6-11	4-0	7-3 W4
Ole Miss	11-19	.367	9.0	7-11	27-29	.482	19-12	7-15	1-2	2-8 L6
Auburn	8-22	.267	12.0	5-13	27-26	.509	17-12	6-13	4-1	6-4 L1
Eastern Division										
SEC	Pct.	GB	Division	Overall	Pct.	Home	Away	Neutral	L10	Streak
Tennessee	22-8	.733	--	14-4	46-10	.821	35-3	9-6	2-1	8-2 W4
Kentucky	22-8	.733	--	11-7	39-12	.765	21-6	16-5	2-1	6-4 L1
Georgia	17-13	.567	5.0	10-8	39-15	.722	29-5	8-9	2-1	7-3 L3
Vanderbilt	13-17	.433	9.0	7-11	36-20	.643	27-8	4-12	5-0	3-7 W2
Florida	13-17	.433	9.0	6-12	28-27	.509	19-13	9-12	0-2	5-5 L1
South Carolina	13-17	.433	9.0	10-11	34-21	.618	22-10	9-10	3-1	3-7 W1
Missouri	9-21	.300	13.0	6-12	23-32	.418	15-16	7-14	1-2	4-6 W1

Schedule/Results

all times central

THURSDAY-SUNDAY, MAY 21-26

SEC Tournament - See bracket on next page.

WEEK-BY-WEEK POLLS

Week	BA	D1	BW	PG	USA	RPI
Preseason	NR	NR	RV	NR	NR	--
Week 1	NR	NR	RV	NR	--	--
Week 2	NR	NR	NR	NR	NR	--
Week 3	NR	NR	RV	NR	NR	192
Week 4	NR	NR	RV	NR	NR	89
Week 5	16	21	24	NR	RV	60
Week 6	17	21	23	NR	23	49
Week 7	19	23	RV	NR	RV	45
Week 8	15	22	23	23	23	48
Week 9	NR	NR	RV	NR	RV	49
Week 10	NR	NR	RV	NR	RV	40
Week 11	23	16	18	23	21	24
Week 12	12	14	15	20	15	19
Week 13	15	16	18	23	16	16
Week 14	14	15	16	22	16	22

BA - Baseball America, D1 - D1Baseball, BW - National Collegiate Baseball Writers Association, PG - Perfect Game, USA - USA Today Coaches Poll, RPI - NCAA RPI

(--) - No poll/RPI released by the publication.

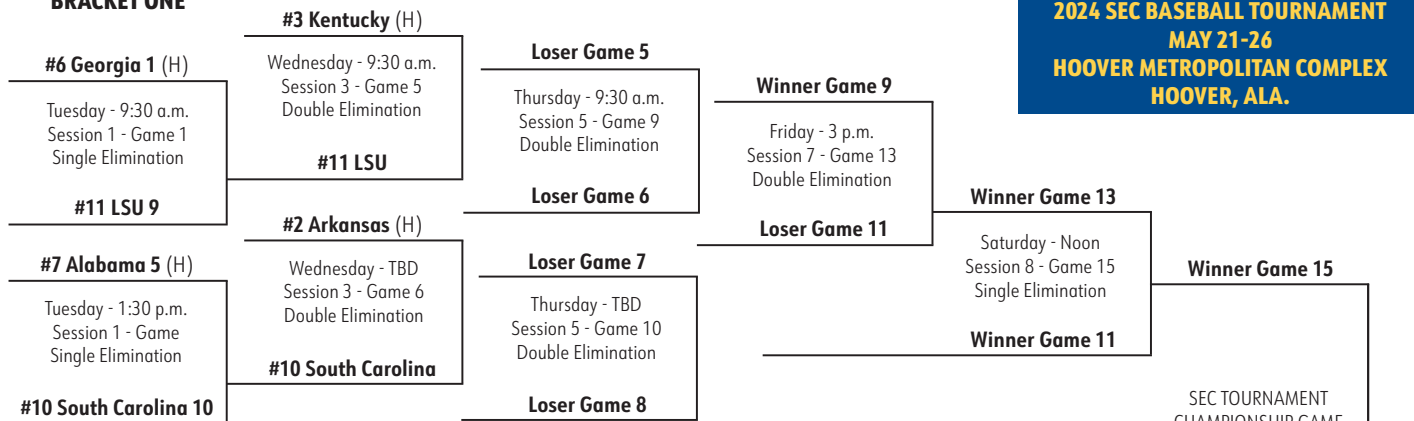
IN THE POLLS

Baseball America		D1Baseball		NCBWA		Perfect Game		USA Today/Coaches	
1. Tennessee	46-10	1. Tennessee	46-10	1. Tennessee	46-10	1. Tennessee	46-10	1. Tennessee	46-10
2. Kentucky	39-12	2. Kentucky	39-12	2. Kentucky	39-12	2. Kentucky	39-12	2. Kentucky	39-12
3. North Carolina	41-12	3. Clemson	40-13	3. Texas A&M	44-11	3. North Carolina	41-12	3. Texas A&M	44-11
4. Texas A&M	45-11	4. Texas A&M	44-11	4. Clemson	40-13	4. Oregon State	41-13	4. Arkansas	43-12
5. Arkansas	43-12	5. Arkansas	43-12	5. Arkansas	443-12	5. Texas A&M	45-11	5. Clemson	40-13
6. Oregon State	41-13	6. Oregon State	41-13	6. North Carolina	41-12	6. Clemson	40-13	6. North Carolina	41-12
7. NC State	32-19	7. North Carolina	41-12	7. Oregon State	41-13	7. Arkansas	43-12	7. Oregon State	41-13
8. Georgia	40-13	8. Oklahoma	34-18	8. Florida State	39-14	8. Georgia	40-13	8. Florida State	39-14
9. Wake Forest	36-19	9. East Carolina	40-13	9. Georgia	39-14	9. UC Santa Barbara	39-12	9. Georgia	39-14
10. Clemson	40-13	10. Florida State	39-14	10. Virginia	40-14	10. Florida State	39-14	10. East Carolina	40-13
11. Florida State	39-14	11. Georgia	39-14	11. East Carolina	40-13	11. NC State	32-19	11. Oklahoma	34-18
12. East Carolina	40-13	12. NC State	32-19	12. Oklahoma	34-18	12. Virginia	39-14	12. Virginia	40-14
13. Virginia	39-14	13. UC Santa Barabara	39-12	13. UC Irvine	41-11	13. UC Irvine	41-11	13. UC Irvine	41-11
14. Mississippi State	36-19	14. UC Irvine	41-11	14. NC State	32-19	14. Indiana State	39-11	14. NC State	32-19
15. Oklahoma	34-18	15. Mississippi State	36-19	15. UC Santa Barbara	38-12	15. East Carolina	40-13	15. Duke	35-18
16. Duke	35-18	16. Virginia	40-14	16. Mississippi State	36-19	16. Duke	35-18	16. Mississippi State	36-19
17. UC Irvine	41-11	17. Duke	35-18	17. Indiana State	39-11	17. Wake Forest	36-19	17. Oklahoma State	36-16
18. UC Santa Barbara	39-12	18. Arizona	33-20	18. Wake Forest	36-19	18. San Diego	37-13	18. UC Santa Barbara	39-12
19. Oklahoma State	36-16	19. Oklahoma State	36-16	19. Duke	35-18	19. Texas	35-20	19. Wake Forest	36-19
20. Oregon	37-16	20. Indiana State	39-11	20. Oklahoma State	36-16	20. Oklahoma State	36-16	20. Indiana State	39-11
21. Arizona	33-20	21. Louisiana	40-16	21. Arizona	33-20	21. Oklahoma	34-18	21. Arizona	33-20
22. Louisiana	40-16	22. Wake Forest	36-19	22. Oregon	37-16	22. Mississippi State	36-19	22. Louisiana	40-16
23. Indiana State	39-11	23. Oregon	37-16	23. Louisiana	40-16	23. La Tech	41-15	23. Oregon	37-16
24. Texas	35-20	24. Texas	35-20	24. Dallas Baptist	40-13	24. Dallas Baptist	40-13	24. Texas	35-20
25. Southern Miss	37-18	25. Southern Miss	37-18	25. Texas	35-20	25. Southern Miss	37-18	25. Dallas Baptist	40-13

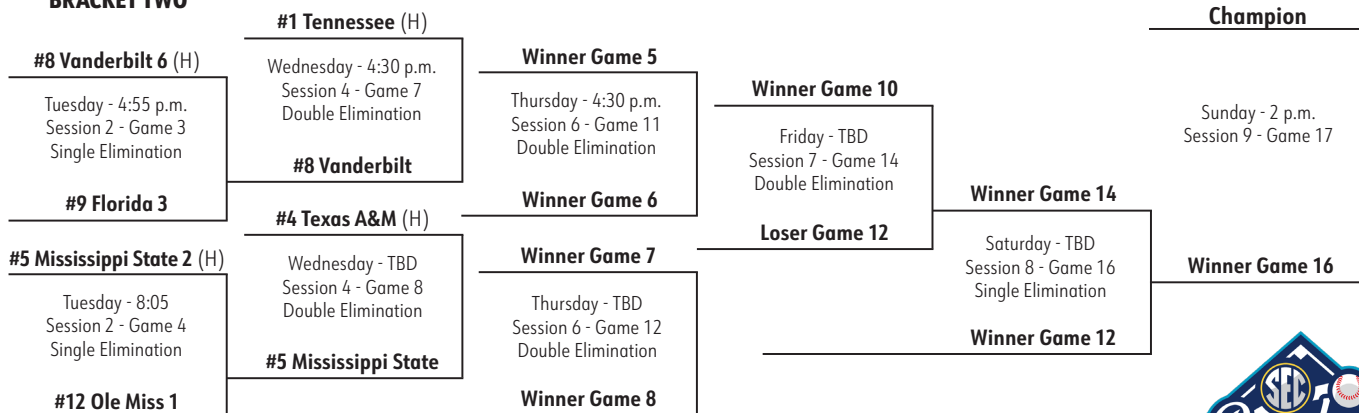
2024 Scheduled Opponents in Bold

SEC TOURNAMENT BRACKET

BRACKET ONE



BRACKET TWO



All times Central

The second game of each session will begin approximately 30 minutes after the conclusion of the first game.

Games 1-16 to air on SEC Network; Game 17 to air on ESPN2. TV designations are subject to change

(H) indicates home team





HEAD COACH CHRIS LEMONIS

Since arriving in Starkville, Chris Lemonis has guided the Bulldogs to unparalleled success, including capturing Mississippi State's first national championship in 2021. He is the first Division I head coach to reach the College World Series in his first two full seasons as head coach of a program in the Super Regional era (since 1999).

In five seasons at MSU, Lemonis has compiled a 167-93 record (.642 winning percentage) and taken his program to two College World Series appearances. In his first two complete seasons at the helm of the Bulldogs, Lemonis has won 50-plus games, posting a 52-15 record in 2019 and a 50-18 mark in 2021. Lemonis notched his 100th win at MSU in his first 130 games. He is the fastest head coach in program history to reach the 100-win mark.

Lemonis led Mississippi State to its first-ever national championship in 2021 and was named the National Coach of the Year by Baseball America following a 50-18 campaign and an impressive 10-3 showing in the NCAA Tournament. He became the fourth person picked as Baseball America's National Coach of the Year as both an assistant and head coach.

The 18th head coach in the program's storied history, a journey of nearly 40 years came full circle when he was introduced on June 25, 2018, on Adkerson Plaza inside Dudy Noble Field. The son of a 1973 State graduate, Lemonis resided in Starkville as a child and now leads one of the perennial powerhouses in college baseball.

In 2023, Lemonis saw freshman outfielder Dakota Jordan earn Freshman All-American honors by Perfect Game. Awards continued to roll in as Hunter Hines and Colton Ledbetter earned ABCA All-Region honors. Hines also picked up First Team All-SEC honors, and Jordan was named to the All-SEC Freshman team. During the season, the Dawgs hit the fourth most homers in program history with 91, and freshman Ross Highfill became the first player since 2017 to hit three homers in a single game.

Following the 2022 season, Lemonis and the Bulldogs had six players drafted in the MLB Draft, increasing his total to 25 during his time in Starkville. He has extended his streak of having a first-round pick drafted as Landon Sims went early in the 2022 MLB Draft. Not only did the Bulldogs have success in the MLB Draft, but RJ Yeager was named Third Team All-American by the ABCA, NCBWA and Collegiate Baseball Newspapers. Hunter Hines earned Freshman All-American honors by Collegiate Baseball, NCBWA and D1 Baseball.

In 2021, the Bulldogs had five players drafted from their national championship squad, while a total of 19 players have been drafted by Major League Baseball during Lemonis' time in Starkville, including at least one first rounder in each year of his tenure. For the second straight full season, the Mississippi State baseball program saw a pair of student-athletes honored as All-Americans by the American Baseball Coaches Association in Tanner Allen and Landon Sims.

In his first season at the helm of the Diamond Dawgs, Lemonis became the winningest first-year head coach in SEC history and in the process led the 2019 edition to the second-most victories in program history at 52 (54; 1989). The 40 victories over MSU's first 50 games marked the third-most in the first 50 games of a season in program history and set the tone for State's second-straight trip to the College World Series.

Lemonis became one of just three SEC head coaches to advance to the College World Series in their inaugural season in the conference, joining Jake Gibbs (Ole Miss, 1972) and fellow Diamond Dawg skipper Pat McMahon (Mississippi State, 1998).

Four Diamond Dawgs earned All-American honors during Lemonis' first season, while left-handed pitcher Ethan Small was tabbed National Pitcher of the Year (College Baseball Foundation; American Baseball Coaches Association) and right-handed pitcher JT Ginn earned the National Freshman of the Year honor (Collegiate Baseball, Perfect Game). Ginn and Small each earned specialty awards from the SEC, as well, grabbing the conference's Freshman and Pitcher of the Year, respectively.

A school-record-tying 11 Diamond Dawgs heard their names called in the 2019 Major League Baseball First Year Player Draft, including three taken in the first 10 rounds. Small became the 15th Diamond Dawg taken in the first round of the MLB Draft, while SEC career hits leader Jake Mangum (4th; New York Mets) and

Colby White (6th; Tampa Bay) each went in the first 10 rounds. The 11 selections were No. 3 nationally in 2019.

Owning a head coaching record of 308-184-2, Lemonis was also a part of nearly 800 wins as an assistant coach and three trips to the College World Series. During his time at Indiana, Lemonis' teams averaged 35.3 wins per season, including a 40-win campaign during his final season in Bloomington. He averaged 39.2 victories per year during his career in an assistant role (784 wins), bolstered by a 44.9 wins-per-season average at Louisville. The Cardinals were college baseball's winningest program during that eight-year span and made the program's first three trips to Omaha.

Lemonis not only understands what it takes to get to Omaha as a coach but also as a player. A 1992 graduate of The Citadel, Lemonis added a 1990 appearance in the College World Series as a student-athlete. The appearance makes the Bulldogs one of just three schools in Southern Conference history and only current member of the conference to advance to Omaha.

One of the top recruiters and player development coaches in the country, Lemonis has seen success at every coaching stop. After helping his alma mater, The Citadel, to five NCAA Regional appearances in 12 seasons as an assistant coach, Lemonis joined college teammate Dan McDonald's staff at Louisville and quickly turned the Cardinals into an Omaha contender.

After helping Louisville to seven postseason berths in eight years, the 2013 American Baseball Coaches Association/Baseball America Assistant Coach of the Year headed to Indiana to take his first head coaching job with the Hoosier program in 2015.

In each of his head coaching stops, Lemonis has led his team to the NCAA postseason in his first season at the helm. He helped the Hoosiers into the NCAA Tournament field during his initial season in Bloomington, before he guided Mississippi State to the College World Series in 2019 – his first season in Starkville.

Overall, Lemonis enters his 29th season as a collegiate coach in 2023, making two College World Series appearance as a head coach, taking three trips to Omaha as an assistant, earning 17 NCAA tournament berths and aiding in five 50-win seasons. His pupils have earned 35 All-America honors, 18 Freshman All-America laurels and 94 have signed professional baseball contracts, with 18 getting the call up to Major League Baseball.

Widely regarded as one of the elite recruiters and developers of talent in all of college baseball, a total of 100 student-athletes have been selected in the Major League Baseball Draft under Lemonis' watch, with 18 of those reaching the highest level of professional baseball.

Since arriving at Louisville for the 2006-07 academic year, Lemonis has been a part of 14 nationally ranked recruiting classes, including his first three classes at Mississippi State. His initial Diamond Dawgs recruiting class was tabbed as the No. 12 class nationally by Baseball America and Perfect Game, while it earned the No. 9 ranking from Collegiate Baseball Newspaper. In 2019, he and his staff brought in another top-10 ranked class, finishing as high as No. 6 by Baseball America.

Over his first four seasons in Starkville, Lemonis has tutored 20 picks in the MLB First Year Player Draft, including four first rounders and two second rounders. Sixteen of Lemonis' Indiana players were taken in the MLB Draft in his final four years in Bloomington and 14 signed professional contracts. He also recruited and coached nine of the Hoosier's school-record 10 MLB Draft choices in 2019.

Along with the second-most single-season victories (52) during the 2019 season, his team also posted the second-best 20-, 30- and 40-game starts (18-2, 25-5, 32-8) in program history. He joined Pat McMahon as the only two Diamond Dawg dugout bosses to lead the program to the College World Series in their initial campaign and his 52 wins were the most by a first-year SEC head coach in the conference's history.

Lemonis and his wife, the former Jill MacEldowney, have two daughters, Marissa and Mackenzie. The Myrtle Beach, South Carolina native earned his Bachelor of Science in physical education from The Citadel in 1992 and received his Master of Arts in sport management in 1994.

He is also no stranger to Starkville, as he resided on campus as a newborn during his father's time as a student at State. His father, Thomas, was a 1973 Mississippi State graduate with a degree in electrical engineering.

THE LEMONIS FILE

Personal

Hometown:	Myrtle Beach, South Carolina
Wife:	Jill
Children:	Marissa & Mackenzie
College:	The Citadel, 1992

Coaching Career

2019-Present:	Mississippi State Head Coach
2015-18:	Indiana Head Coach
2007-14:	Louisville Assistant Coach
2003-06:	The Citadel Associate Head Coach
1995-2002:	The Citadel Assistant Coach

Lemonis Year-by-Year

As a Head Coach

Yr.	School	Record	Postseason
2015	Indiana	35-24	NCAA Regional
2016	Indiana	32-24	--
2017	Indiana	34-24-2	NCAA Regional
2018	Indiana	40-19	NCAA Regional
2019	Mississippi State	52-15	College World Series
2020	Mississippi State	12-4	--
2021	Mississippi State	50-18	National Champions
2022	Mississippi State	26-30	--
2023	Mississippi State	27-26	--
2024	Mississippi State	37-19	--
Totals	10th season	345-203-2	

2021 National Champions

Five NCAA Regionals

Two NCAA Super Regionals

Two NCAA College World Series

** No postseason due to COVID-19

As an Assistant Coach

1995	The Citadel	39-21	NCAA Regional
1996	The Citadel	33-26	--
1997	The Citadel	37-21	--
1998	The Citadel	37-24	NCAA Regional
1999	The Citadel	41-20	NCAA Regional
2000	The Citadel	39-20	--
2001	The Citadel	38-24	NCAA Regional
2002	The Citadel	31-26	--
2003	The Citadel	32-25	--
2004	The Citadel	39-28	NCAA Regional
2005	The Citadel	25-34	--
2006	The Citadel	34-27	--
2007	Louisville	47-24	College World Series
2008	Louisville	41-21	NCAA Regional
2009	Louisville	47-18	NCAA Super Regional
2010	Louisville	50-14	NCAA Regional
2011	Louisville	32-29	--
2012	Louisville	41-22	NCAA Regional
2013	Louisville	51-14	College World Series
2014	Louisville	50-17	College World Series
Totals	20 Seasons	784-455	

12 NCAA Regionals

Four NCAA Super Regionals

Three College World Series



DUDY NOBLE FIELD

BIOGRAPHY

The largest on-campus facility in college baseball, Dudy Noble Field will see the 58th season of Mississippi State baseball at its current site in 2024. With over 1,700 games played at the venue, the Diamond Dawgs have a .725 winning percentage at the facility, which received a \$68-million upgrade prior to the 2019 season.

The field is named in honor of longtime MSU baseball coach, athletics director and ABCA Hall of Famer Clarke Randolph "Dudy" Noble. On April 27, 1998 the facility was renamed Dudy Noble Field, Polk-DeMent Stadium, honoring another ABCA Hall of Famer, former Bulldog skipper Ron Polk, and the late Gordon DeMent, a successful businessman and longtime fan of the Diamond Dawgs from Indianola, Mississippi.

The Origin

From 1929 until 1964, Mississippi State hosted its baseball games at the original on-campus venue, Hardy Field, which was located several hundred yards to the south of the Bulldogs' home football venue, Davis Wade Stadium at Scott Field. The baseball field was closed following the 1964 season to make way for the construction of Dorman Hall and for the next two seasons the Diamond Dawgs played their home games at Redbird Park in Columbus, Mississippi, capturing SEC titles both seasons at their temporary home.

The tin-roofed grandstand and 2,000-seat bleachers from the original Dudy Noble Field were transported to the stadium's present site, which became playable for the 1967 season. Since that time, facility enhancements have followed at a steady pace to make the "Carnegie Hall of College Baseball" one of the finest all-around facilities on the road to Omaha. Among with numerous upgrades, the current site has seen two complete demolitions and reconstructions, the latest occurring during a three-year span from 2017-2019 and opening prior to the start of the 2019 campaign.

Leading the Attendance Boom

With a laundry list of legendary names on its all-time roster, it comes as no surprise that Mississippi State ranks among the nation's attendance leader's year in and year out. The Dudy Noble Field faithful have sold out the reserved seating allotment every season since 1987.

Along with routinely hosting some of the largest crowds in the SEC, 11 of the last 13 three-day Super Bulldog Weekend series have drawn more than 25,000 fans.

MSU eclipsed the 200,000 mark in paid attendance at Dudy Noble Field for six-straight seasons between 2012-17, marking the first such occurrence in the program's history. Over the past two seasons, MSU has eclipsed the 300,000 mark in paid attendance, which had never been done before in back-to-back seasons. In 2013, the Diamond Dawgs' five-millionth fan walked through the turnstiles at Dudy Noble Field. Since home attendance figures were charted starting in 1976, the "Carnegie Hall of College Baseball" has seen 7,616,815 fans rush through the gates.

In 23 of the last 24 seasons, Mississippi State has averaged 6,000 fans per game, including a record average of 11,094 during the 2023 campaign, the second-best mark in the nation. Overall, State has eclipsed the 200,000-fan mark 15 times since 2002, with a school-record 373,784 viewing the 2019 home schedule.

Of the top 25 all-time college baseball on-campus attendances, Dudy Noble Field finds itself on the list 23 times, most notably owning the all-time on-campus attendance record of 16,423 on April 15, 2023. The Bulldogs own 14 of the top 15 marks and 19 of the top 20 marks, in NCAA on-campus history and are the only NCAA baseball program to boast on-campus attendances of 14,000 or more. The five largest NCAA Super Regional crowds have all assembled in Starkville, Mississippi, as well.

From April 14-16, 2023, the Bulldog faithful flooded the gates at Dudy Noble Field to the tune of 43,986 fans for a three-game series versus Ole Miss. The nearly 44,000 fans on the weekend set an NCAA on-campus attendance record for a three-game series.

Dudy Noble Field has ushered in crowds of 10,000 or better 126 times, including 2007 NCAA Super Regional-record draws of 13,715 and 12,620 for nationally-televised, late-morning games against Clemson. In 2019, the first season of the "New Dude," the Diamond Dawgs garnered crowds of 10,000-plus a school-record 10 times.

Mississippi State has hosted 26 postseason events at the facility, including three NCAA District III Tournaments (1973-75), five SEC tournaments (1979, 81, 83, 88 & 95), 16 NCAA Regionals (1979, 84-85, 87-89, 90, 92, 97, 2000, 03, 13, 16, 19 & 21) and four NCAA Super Regionals (2007, 16, 19 & 21).

The Left Field Lounge™

The aura of Mississippi State baseball at Dudy Noble Field is certainly not confined to the loyal legions in the impressive grandstand, pro-style luxury sky suites or luxurious Left Field Loufts.

In fact, some of the more highly-prized seats at Bulldog baseball games are found beyond the outfield fence in the Left Field Lounge™. Waiting lists greet those seeking to purchase one of the 96 outfield lounges in the iconic two-level outfield tailgate.

Once a colorful assortment of pickup trucks, motor homes, and trailers — most equipped with barbecue grills — lined the outfield fence, completing a circle of humanity at Dudy Noble Field. Now, the permanent lounge spaces are connected to the concourse, allowing everyone to stroll through and experience the iconic lounge culture.

What began in the late 1960s as a popular gathering spot for baseball-loving MSU supporters now forms college baseball's largest tailgate party.

The "New Dude"

The second demolition at the current site occurred following the 2017 season and the \$68 million facility opened its gates for the 2019 campaign. Architect Wier Boerner Allin, along with consultants Populous and famed stadium architect/State alum Janet Marie Smith designed the project, while construction manager ICM and general contractor JESCO Construction, Inc. oversaw the construction.

Covering 12 acres of land on the Mississippi State University campus, the 230,000 square foot facility carries on Dudy Noble Field's legacy as the "Carnegie Hall of College Baseball." Installation of the second largest scoreboard in college baseball, measuring 43 feet wide by 60 feet high, started the project in 2017. The board, which was the largest in college baseball upon installation, is larger than boards owned by three Major League Baseball teams. The addition of 96 permanent Left Field Lounge rigs encircling the outfield followed during the fall of 2018.

The concourse and lower-level grandstands were in place for the 2018 season, with the Diamond Suites, upper-deck reserved seating area and three unique club areas — Farm Bureau Triple Crown Club, Charlie and Dana Stephenson Omaha Club and The Rooftop Club — were completed prior to the 2019 campaign. The newest version of Dudy Noble Field also features increased restroom facilities and concession points of sale.

The player spaces also received an upgrade, expanding to cover 18,000 square feet underneath the facility. The fully-equipped Bruce and Julie Martin Locker Room includes an embedded equipment room, houses 40 wooden lockers and features an oversized, dimensional halo-lit '85 Script Mississippi State sign suspended overhead in the middle of the room.

The more spacious locker room includes an attached training room with whirlpool and fully-functional fueling station. The Mitch Moreland Hitting Tunnel, which is equipped with HitTrax, and Turner & Gloria Wingo Team Lounge are easily accessed from the home dugout, with the eye-popping player entrance and Hassell H. Franklin Omaha Room greeting players as they enter the facility. The Pat McMahon Pitching Lab is also housed under the stadium, featuring arm care and conditioning equipment, one oversized turf mound with three pitching rubbers and state of the art video equipment.

TOP-25 CROWDS

Rank	Attendance	Opponent	Date
1.	16,423	* Ole Miss	April 15, 2023
2.	15,586	Ole Miss	April 12, 2014
3.	15,078	Texas A&M	April 16, 2016
4.	14,991	Florida	April 22, 1989
5.	14,739	Ole Miss	April 14, 2023
6.	14,562	Auburn	April 20, 2013
7.	14,385	# Notre Dame	June 12, 2021
8.	14,378	LSU	April 16, 1988
9.	14,320	Arizona State	Feb. 25, 2023
10.	14,273	Alabama	May 4, 2024
11.	14,228	LSU	April 9, 2022
12.	14,077	Alabama	March 26, 2022
13.	13,974	LSU	March 16, 2024
14.	13,971	# Notre Dame	June 13, 2021
15.	13,761	Arkansas	April 25, 1992
16.	13,715	^ Clemson	June 9, 2007
17.	13,691	Kentucky	April 8, 2017
18.	13,617	Georgia	April 8, 2006
19.	13,447	Georgia	April 6, 2024
20.	13,452	^ Arizona	June 11, 2016
21.	13,357	Auburn	April 19, 2024
22.	13,351	Long Beach State	Feb. 19, 2022
23.	13,338	Ole Miss	April 17, 2021
24.	13,224	Ole Miss	April 11, 2014
25.	13,132	^ Stanford	June 8, 2019

* - NCAA on-campus attendance record

^ - NCAA Regional

- NCAA Super Regional

NOTE: Mississippi State owns 117 crowds of 10,000-plus in the history of the program. The top 10 crowds in Dudy Noble Field history are also the top 10 on-campus crowds in NCAA history.



2024 SEASON STATISTICS

Record: 37-19 Home: 25-9 Away: 8-9 Neutral: 4-1 SEC: 17-13

Player	avg	gp-gs	ab	r	h	2b	3b	hr	rbi	tb	slg%	bb	hp	so	gdp	ob%	sf	sh	sb-att	po	a	e	fld%
42 Jordan, Dakota	.356	56-56	208	51	74	14	1	17	61	141	.678	43	4	72	1	.471	2	0	3-4	97	3	0	1.000
7 Hujesak, Connor	.347	49-46	173	49	60	12	2	9	43	103	.595	15	11	25	4	.432	0	2	8-9	108	2	1	.991
3 Mershon, David	.327	51-51	196	49	64	11	2	4	36	91	.464	35	4	37	2	.431	4	3	23-25	76	83	2	.988
38 Chance, Bryce	.289	54-50	190	32	55	11	1	6	34	86	.453	22	5	17	5	.369	5	0	7-10	72	1	0	1.000
44 Hines, Hunter	.259	56-56	220	39	57	8	0	15	51	110	.500	30	2	66	3	.350	2	0	0-0	330	31	4	.989
8 Larry, Amani	.248	56-56	202	47	50	12	0	8	31	86	.426	35	17	37	5	.397	3	6	11-15	40	42	3	.965
40 Kohler, Logan	.247	50-48	166	33	41	7	0	5	30	63	.380	25	6	51	0	.362	2	2	1-2	36	67	5	.954

55 Powell, Joe	.310	27-23	71	15	22	3	0	5	18	40	.563	11	1	13	2	.395	3	0	0-0	222	12	1	.996
5 Downs, Aaron	.288	26-20	80	15	23	3	0	0	9	26	.325	12	1	27	3	.387	0	2	0-0	33	0	1	.971
36 Stevens, Nolan	.269	16-6	26	2	7	1	0	1	2	11	.423	1	1	8	1	.321	0	0	0-0	6	8	0	1.000
10 Cupp, Dylan	.258	22-21	66	13	17	4	0	0	13	21	.318	11	1	14	1	.367	1	5	4-4	24	39	5	.926
41 Pulliam, Ethan	.242	25-19	62	7	15	5	0	1	11	23	.371	8	0	11	0	.324	1	0	1-1	21	28	2	.961
18 Long, Johnny	.210	39-33	105	21	22	0	0	1	12	25	.238	23	7	21	3	.385	0	6	2-2	349	11	0	1.000
13 Chester, Nate	.194	23-8	31	7	6	2	0	0	2	8	.258	10	0	6	1	.390	0	1	0-0	8	14	3	.880
46 McKenzie, Jackson	.188	11-3	16	1	3	0	0	0	1	3	.188	3	0	7	0	.316	0	0	0-0	2	1	0	1.000
32 O'Brien, Michael	.125	22-2	8	4	1	0	0	0	1	1	.125	5	0	1	0	.462	0	0	1-1	8	0	0	1.000
43 Spalitta, Steven	.100	8-3	10	0	1	0	0	0	0	1	.100	1	1	3	0	.250	0	0	0-0	12	0	0	1.000
22 Highfill, Ross	.100	4-3	10	1	1	0	0	0	2	1	.100	1	1	4	0	.214	2	0	0-0	0	0	0	.000
15 Dotson, Luke	.000	1-0	1	0	0	0	0	0	0	0	.000	0	0	1	0	.000	0	0	0-0	0	0	2	.000
14 Stephen, Khal	.000	1-0	1	0	0	0	0	0	0	0	.000	0	0	1	0	.000	0	0	0-0	5	3	0	1.000
Totals	.282	56	1842	386	519	93	6	72	357	840	.456	291	62	422	31	.393	25	27	61-73	1469	387	33	.983
Opponents	.230	56	1835	243	422	74	3	62	230	688	.375	193	49	573	20	.317	15	14	38-52	1414	511	65	.967

LOB - Team (448), Opp (394). DPs turned - Team (26), Opp (40). CI - Team (0), Opp (1). IBB - Team (20), Jordan 11, Hines 6, Hujesak 2, Mershon 1, Opp (11). Picked off - Hujesak 3, Larry 1, Chance 1, Long 1, Mershon 1, Kohler 1, Downs 1.

(All games Sorted by Earned run avg)

Player	era	w-l	app	gs	cg	sho	sv	ip	h	r	er	bb	so	2b	3b	hr	b/avg	wp	hp	bk	sfa	sha
14 Stephen, Khal	3.25	8-3	14	14	0	0/1	0	83.0	66	32	30	19	93	7	0	13	.214	6	5	0	1	0
48 Auger, Brooks	3.27	1-2	19	4	0	0/0	2	41.1	31	17	15	16	47	6	0	2	.201	2	1	0	1	0
50 Cijntje, Jurrangelo	3.48	8-1	14	14	0	0/1	0	77.2	58	32	30	28	98	13	0	11	.204	1	11	0	2	1
2 Schuelke, Cam	4.69	4-3	30	0	0	0/1	2	40.1	35	21	21	20	39	10	0	4	.241	0	3	1	2	3

28 Haley, Gage	0.00	0-0	1	0	0	0/0	0	2.0	0	0	0	2	2	0	0	0	.000	0	2	0	0	0
19 Miller, Max	0.00	0-0	1	0	0	0/0	0	0.0	0	0	0	1	0	0	0	0		0	0	0	0	0
45 Davis, Tyler	1.19	5-0	24	0	0	0/0	4	30.1	21	4	4	12	37	6	0	0	.191	0	1	0	0	1
25 Dohm, Nate	1.32	3-0	7	6	0	0/0	0	27.1	22	5	4	4	36	4	1	0	.222	2	1	0	1	1
26 Hardin, Tyson	3.09	3-2	22	2	0	0/2	2	32.0	29	13	11	17	31	5	1	1	.252	3	1	0	2	6
9 Kohn, Pico	3.32	1-0	7	6	0	0/1	0	19.0	15	8	7	8	25	4	1	1	.217	2	2	0	0	0
30 Loftin, Bradley	3.38	0-0	3	2	0	0/0	0	8.0	7	4	3	1	12	2	0	1	.233	1	1	0	0	0
16 Cheatham, Cole	4.50	0-0	8	0	0	0/0	0	6.0	5	4	3	5	6	0	0	0	.192	0	0	0	0	0
31 Ligon, Karson	4.70	1-0	14	2	0	0/1	0	23.0	17	16	12	19	20	2	0	5	.207	3	7	1	1	0
36 Stevens, Nolan	4.72	2-3	14	1	0	0/1	0	26.2	27	14	14	8	28	2	0	4	.260	3	4	0	0	0
27 Black, Gavin	6.35	0-0	10	0	0	0/1	0	11.1	12	9	8	7	17	0	0	3	.267	1	2	0	0	1
12 Siary, Evan	7.48	0-3	10	4	0	0/0	0	21.2	28	18	18	6	22	4	0	7	.304	0	2	0	1	0
15 Dotson, Luke	8.25	0-0	11	0	0	0/0	0	12.0	15	11	11	5	19	4	0	0	.294	1	2	0	1	0
6 Forsythe, Logan	10.12	0-1	6	0	0	0/1	0	5.1	4	6	6	3	11	0	0	2	.200	0	1	0	0	0
21 Holcombe, Colby	10.38	1-1	12	1	0	0/1	0	21.2	26	25	25	12	28	5	0	7	.302	0	2	1	3	1
11 Clark, KK	36.00	0-0	2	0	0	0/0	0	1.0	4	4	4	0	2	0	0	1	.500	0	1	0	0	0
Totals	4.15	37-19	56	56	0	3/3	10	489.2	422	243	226	193	573	74	3	62	.230	25	49	3	15	14
Opponents	6.51	19-37	56	56	1	1/0	9	471.1	519	386	341	291	422	93	6	72	.282	58	62	3	25	27

PB - Team (11), Long 9, Powell 1, Spalitta 1, Opp (10). Pickoffs - Team (12), Dohm 2, Schuelke 2, Stephen 2, Stevens 2, Holcombe 1, Powell 1, Long 1, Loftin 1, Opp (9). SBA/ATT - Powell (17-24), Long (15-15), Holcombe (5-6), Kohn (3-6), Cijntje (5-6), Schuelke (4-5), Spalitta (5-5), Stephen (3-5), Ligon (3-4), Dotson (3-3), Loftin (2-3), Stevens (1-3), Hardin (3-3), Forsythe (2-2), Auger (1-2), Dohm (1-2), Siary (1-1), Haley (1-1).

2024 SOUTHEASTERN CONFERENCE STATISTICS

Record: 17-13 Home: 11-4 Away: 6-9 SEC: 17-13

Player	avg	gp-gs	ab	r	h	2b	3b	hr	rbi	tb	slg%	bb	hp	so	gdp	ob%	sf	sh	sb-att	po	a	e	fld%
7 Hujsak, Connor	.387	24-24	93	27	36	7	0	6	22	61	.656	8	4	10	0	.457	0	0	4-5	67	1	0	1.000
38 Chance, Bryce	.333	29-28	108	17	36	5	1	4	20	55	.509	9	3	7	3	.387	4	0	2-3	36	0	0	1.000
42 Jordan, Dakota	.304	30-30	112	22	34	6	0	5	18	55	.491	20	2	42	0	.418	0	0	0-1	53	0	0	1.000
40 Kohler, Logan	.300	27-27	100	18	30	6	0	5	24	51	.510	6	2	28	0	.349	1	2	0-1	21	38	4	.937
3 Mershon, David	.274	30-30	113	26	31	1	0	3	15	41	.363	19	3	28	2	.384	3	2	16-18	51	57	1	.991
44 Hines, Hunter	.254	30-30	114	26	29	5	0	12	31	70	.614	19	0	42	1	.358	1	0	0-0	183	20	1	.995
8 Larry, Amani	.213	30-30	108	18	23	4	0	6	20	45	.417	14	11	28	3	.358	1	4	3-5	19	24	2	.956
18 Long, Johnny	.189	24-23	74	12	14	0	0	1	6	17	.230	15	3	17	1	.348	0	0	0-0	208	9	0	1.000

55 Powell, Joe	.357	11-9	28	3	10	2	0	2	6	18	.643	6	1	6	0	.472	1	0	0-0	67	2	1	.986
5 Downs, Aaron	.259	16-14	54	11	14	2	0	0	5	16	.296	7	1	20	3	.355	0	2	0-0	25	0	0	1.000
10 Cupp, Dylan	.250	3-3	8	0	2	0	0	0	0	2	.250	0	1	2	1	.333	0	1	0-0	4	4	1	.889
36 Stevens, Nolan	.200	6-0	5	1	1	0	0	0	0	1	.200	1	1	3	0	.429	0	0	0-0	1	5	0	1.000
41 Pulliam, Ethan	.196	15-15	46	4	9	3	0	1	8	15	.326	5	0	10	0	.269	1	0	0-0	12	20	2	.941
13 Chester, Nate	.188	15-3	16	3	3	2	0	0	1	5	.313	2	0	4	0	.278	0	1	0-0	5	8	2	.867
46 McKenzie, Jackson	.125	3-2	8	0	1	0	0	0	0	1	.125	0	0	5	0	.125	0	0	0-0	1	1	0	1.000
32 O'Brien, Michael	.000	8-1	6	1	0	0	0	0	0	0	.000	1	0	1	0	.143	0	0	0-0	3	0	0	1.000
43 Spalitta, Steven	.000	2-1	4	0	0	0	0	0	0	0	.000	0	0	2	0	.000	0	0	0-0	0	0	0	.000
14 Stephen, Khal	.000	1-0	1	0	0	0	0	0	0	0	.000	0	0	1	0	.000	0	0	0-0	2	0	0	1.000
15 Dotson, Luke	.000	1-0	1	0	0	0	0	0	0	0	.000	0	0	1	0	.000	0	0	0-0	0	0	1	.000
Totals	.273	30	999	189	273	43	1	45	176	453	.453	132	32	257	14	.372	12	12	25-33	773	207	16	.984
Opponents	.236	30	987	144	233	40	0	42	137	399	.404	110	28	268	12	.327	9	3	9-12	766	254	28	.973

LOB - Team (232), Opp (220). DPs turned - Team (14), Opp (15). IBB - Team (12), Hines 6, Jordan 4, Hujsak 2, Opp (8). Picked off - Hujsak 2, Chance 1, Larry 1, Downs 1, Mershon 1, Long 1.

(SEC games only Sorted by Earned run avg)

Player	era	w-l	app	gs	cg	sho	sv	ip	h	r	er	bb	so	2b	3b	hr	b/avg	wp	hp	bk	sfa	sha
14 Stephen, Khal	3.21	6-2	10	10	0	0/1	0	61.2	50	24	22	15	67	5	0	12	.216	6	2	0	1	0
50 Cijntje, Jurrangelo	4.02	5-1	10	10	0	0/0	0	56.0	48	27	25	17	63	12	0	10	.226	1	7	0	2	0

25 Dohm, Nate	0.00	0-0	2	1	0	0/0	0	1.1	1	0	0	0	2	0	0	0	.200	1	0	0	0	0
45 Davis, Tyler	1.04	1-0	12	0	0	0/0	3	17.1	11	2	2	8	16	3	0	0	.177	0	1	0	0	0
26 Hardin, Tyson	2.37	1-2	13	0	0	0/1	2	19.0	15	6	5	10	23	2	0	1	.217	2	1	0	1	1
9 Kohn, Pico	2.57	0-0	2	2	0	0/0	0	7.0	5	3	2	3	9	2	0	0	.200	1	2	0	0	0
31 Ligon, Karson	3.65	1-0	7	1	0	0/0	0	12.1	7	6	5	10	8	1	0	1	.167	2	4	1	1	0
48 Auger, Brooks	4.63	1-1	9	3	0	0/0	0	23.1	20	14	12	13	23	4	0	1	.220	1	1	0	1	0
16 Cheatham, Cole	6.23	0-0	3	0	0	0/0	0	4.1	4	4	3	4	5	0	0	0	.200	0	0	0	0	0
36 Stevens, Nolan	6.89	1-3	8	0	0	0/0	0	15.2	18	12	12	8	16	2	0	3	.290	2	2	0	0	0
2 Schuelke, Cam	7.47	1-2	18	0	0	0/0	1	15.2	14	13	13	10	9	5	0	4	.246	0	3	1	1	2
12 Siary, Evan	9.42	0-2	5	3	0	0/0	0	14.1	19	15	15	5	14	2	0	6	.311	0	2	0	1	0
27 Black, Gavin	10.12	0-0	4	0	0	0/0	0	5.1	6	6	6	5	6	0	0	2	.286	1	1	0	0	0
15 Dotson, Luke	21.00	0-0	5	0	0	0/0	0	3.0	10	7	7	1	6	2	0	0	.526	0	1	0	1	0
21 Holcombe, Colby	27.00	0-0	1	0	0	0/0	0	1.1	4	4	4	1	1	0	0	1	.500	0	1	0	0	0
6 Forsythe, Logan	99.00	0-0	1	0	0	0/0	0	0.0	1	1	1	0	0	0	0	1	1.000	0	0	0	0	0
Totals	4.68	17-13	30	30	0	1/1	6	257.2	233	144	134	110	268	40	0	42	.236	17	28	2	9	3
Opponents	5.75	13-17	30	30	1	1/0	5	255.1	273	189	163	132	257	43	1	45	.273	21	32	2	12	12

PB - Team (7), Long 7, Opp (4). Pickoffs - Team (2), Schuelke 1, Stevens 1, Opp (7). SBA/ATT - Long (6-6), Powell (3-4), Schuelke (3-3), Holcombe (2-2), Stephen (2-2), Cijntje (0-1), Kohn (0-1), Hardin (1-1), Dotson (1-1), Stevens (0-1).



2024 GAME-BY-GAME (HITTING)

Date	Opponent	ab	r	h	rbi	2b	3b	hr	tb	bb	ibb	sb	cs	hbp	sac	sf	gdp	k	po	a	e	lob	avg
Feb 16	AIR FORCE	34	8	9	7	2	1	2	19	6	0	2	0	0	0	0	0	10	27	10	2	8	.265
Feb 17	AIR FORCE	32	2	9	1	3	0	0	12	4	0	0	2	0	1	1	0	5	27	7	0	9	.273
Feb 18	AIR FORCE	35	10	12	8	3	0	1	18	3	0	0	0	1	1	0	1	5	27	9	1	6	.297
Feb 20	AUSTIN PEAY	30	2	4	2	0	0	0	4	5	0	1	0	2	0	1	0	10	27	7	1	9	.260
Feb 21	AUSTIN PEAY	31	10	6	10	1	0	1	10	14	0	1	0	4	1	0	1	7	27	8	0	13	.247
Feb 23	GA. SOUTHERN	30	5	11	4	3	0	0	14	4	0	0	0	2	3	1	1	3	27	5	1	11	.266
Feb 24	GA. SOUTHERN	33	4	7	4	0	0	0	7	3	0	0	0	2	0	0	0	9	27	4	1	7	.258
Feb 25	GA. SOUTHERN	38	10	15	9	2	0	0	17	4	0	3	0	0	1	1	0	6	27	9	0	11	.278
Feb 27	JACKSON STATE	31	19	14	19	3	1	1	22	10	0	2	0	2	0	0	0	4	21	3	0	6	.296
Feb 29	MOUNT ST. MARY'	32	12	12	11	4	0	0	16	9	0	1	1	0	1	2	0	5	27	9	2	8	.304
Mar 02	MOUNT ST. MARY'	31	7	10	7	3	1	1	18	3	0	1	0	0	0	1	0	6	27	8	2	4	.305
Mar 02	MOUNT ST. MARY'	26	6	4	3	0	0	0	4	3	0	1	0	3	2	0	0	11	27	8	0	4	.295
Mar 05	vs Southern Miss	32	5	7	5	3	0	1	13	3	0	3	0	2	1	0	1	12	27	8	0	6	.289
Mar 08	EVANSVILLE	32	5	11	5	3	0	1	17	5	1	1	0	3	1	0	1	8	27	4	0	12	.293
Mar 09	EVANSVILLE	33	8	9	8	3	0	2	18	4	0	1	0	0	0	1	0	5	27	3	0	6	.292
Mar 10	EVANSVILLE	33	13	13	12	1	0	2	20	12	3	4	0	0	1	0	1	3	24	6	0	11	.298
Mar 12	vs South Alabama	35	5	10	5	3	0	2	19	5	1	2	0	0	0	0	0	3	27	8	1	8	.297
Mar 13	vs New Orleans	35	2	8	2	0	0	1	11	8	1	0	0	1	0	0	2	3	33	10	2	12	.293
*Mar 15	LSU	40	10	16	9	0	0	2	22	3	0	4	0	1	0	0	0	7	27	10	1	10	.300
*Mar 16	LSU	35	8	10	7	3	0	1	16	7	0	0	0	2	0	1	1	6	27	9	0	10	.299
*Mar 17	LSU	38	15	15	14	4	0	2	25	7	2	0	0	1	0	0	0	7	24	5	0	8	.305
Mar 19	MEMPHIS	42	17	16	15	3	1	3	30	10	0	1	0	1	0	0	0	4	27	12	2	12	.309
*Mar 21	at Texas AM	35	3	8	3	1	0	1	12	1	0	0	0	0	1	0	1	12	24	10	0	7	.305
*Mar 22	at Texas AM	37	5	11	5	0	0	1	14	5	1	0	0	2	1	1	0	7	27	5	0	14	.305
*Mar 23	at Texas AM	30	1	3	1	1	0	0	4	1	0	0	0	0	0	0	0	14	24	9	0	3	.298
Mar 26	at Samford	39	9	11	8	2	0	3	22	5	1	3	0	3	1	1	1	9	30	2	0	10	.297
*Mar 29	at Florida	34	6	8	6	0	0	0	8	6	2	2	0	2	0	1	1	13	26	7	1	10	.295
*Mar 30	at Florida	39	12	14	12	2	0	5	31	6	1	1	1	0	0	0	1	7	27	9	0	6	.297
*Mar 31	at Florida	28	3	5	3	1	0	0	6	4	1	0	0	2	3	0	0	8	24	7	0	7	.294
Apr 02	CENTRAL ARKANS	29	6	5	6	0	0	1	8	9	1	1	0	0	1	1	2	4	27	9	1	7	.290
*Apr 05	GEORGIA	29	6	6	6	0	0	2	12	2	0	2	0	1	0	1	0	11	27	10	0	3	.288
*Apr 06	GEORGIA	32	2	7	2	1	0	0	8	3	1	1	0	1	1	0	0	12	27	10	0	8	.286
*Apr 07	GEORGIA	32	9	9	5	2	0	1	14	7	0	1	0	3	0	1	1	11	27	3	2	10	.286
*Apr 12	at Ole Miss	34	8	8	8	1	0	1	12	5	0	2	0	1	1	0	1	7	27	6	1	6	.284
*Apr 13	at Ole Miss	45	9	10	7	1	0	3	20	7	1	2	0	1	1	2	0	16	35	18	2	11	.282
*Apr 14	at Ole Miss	26	2	4	2	1	0	0	5	2	0	0	0	0	0	0	0	6	19	4	1	5	.279
Apr 16	ALCORN STATE	22	11	9	9	1	1	0	12	12	0	5	1	1	0	2	1	4	21	5	1	8	.282
*Apr 19	AUBURN	29	8	10	6	4	0	1	17	8	0	1	1	2	1	1	1	4	27	3	0	9	.283
*Apr 21	AUBURN	28	3	11	2	0	0	0	11	3	0	0	0	0	1	0	0	5	21	6	0	11	.285
*Apr 21	AUBURN	30	4	9	4	2	0	0	11	2	1	0	1	0	0	0	0	5	24	9	1	5	.286
Apr 23	at Memphis	33	6	9	6	3	0	1	15	7	0	2	0	1	0	0	3	7	27	8	0	8	.285
*Apr 26	at Vanderbilt	30	0	2	0	1	0	0	3	2	0	0	0	0	0	0	0	4	24	6	0	5	.281
*Apr 27	at Vanderbilt	34	7	9	7	2	0	2	17	3	0	0	2	0	0	0	0	11	27	8	2	3	.280
*Apr 28	at Vanderbilt	36	8	10	8	2	0	3	21	3	0	2	0	2	0	0	1	12	27	9	0	6	.280
May 01	vs Ole Miss	34	5	11	5	1	0	0	12	4	0	0	0	1	0	0	0	5	27	7	0	10	.281
*May 03	ALABAMA	28	13	13	13	0	0	4	25	5	1	0	0	3	0	1	1	3	21	0	0	6	.285
*May 04	ALABAMA	32	8	10	8	2	0	2	18	4	0	1	2	1	0	1	0	5	27	5	0	6	.285
*May 05	ALABAMA	34	5	10	5	1	0	3	20	3	0	2	0	1	0	0	1	7	27	7	2	6	.285
*May 10	at Arkansas	34	5	7	5	1	0	0	8	9	0	0	0	1	0	1	0	16	24	3	0	13	.284
*May 11	at Arkansas	35	8	9	7	2	0	3	20	10	0	0	0	1	1	0	1	11	27	6	1	12	.283
*May 12	at Arkansas	37	6	13	6	3	0	2	22	6	1	1	0	1	1	0	1	8	24	6	0	12	.285
May 14	NORTH ALABAMA	31	8	10	8	2	0	3	21	6	0	1	0	0	0	1	1	7	27	7	0	6	.285
*May 16	MISSOURI	28	4	5	4	1	1	2	14	4	0	1	0	0	0	0	1	6	27	1	0	4	.284
*May 17	MISSOURI	33	8	10	8	2	0	3	21	1	0	0	1	1	0	1	0	6	27	5	0	4	.284
*May 18	MISSOURI	37	3	11	3	2	0	1	16	3	0	2	0	2	0	0	1	10	27	11	2	12	.284
May 21	vs Ole Miss	30	2	4	2	1	0	1	8	1	0	0	0	1	0	0	1	10	27	4	0	4	.282
Totals		1842	386	519	357	93	6	72	840	291	20	61	12	62	27	25	31	422	1469	387	33	448	.282

2024 GAME-BY-GAME (PITCHING)

Date	Opponent	ip	h	r	er	bb	so	2b	3b	hr	wp	bk	hbp	dp	ibb	score	w-l	sv	era
Feb 16	AIR FORCE	9.0	10	4	3	2	9	5	0	1	1	0	0	0	1	8-4	1-0	1	3.00
Feb 17	AIR FORCE	9.0	4	3	3	4	13	0	0	1	1	0	2	1	0	2-3	1-1	1	3.00
Feb 18	AIR FORCE	9.0	6	2	1	3	16	0	0	0	1	0	1	1	0	10-2	2-1	1	2.33
Feb 20	AUSTIN PEAY	9.0	8	3	3	0	13	0	0	1	1	0	1	1	0	2-3	2-2	1	2.50
Feb 21	AUSTIN PEAY	9.0	16	13	13	5	9	4	0	3	0	0	0	0	0	10-13	2-3	1	4.60
Feb 23	GA. SOUTHERN	9.0	6	1	1	1	15	0	0	1	0	0	0	1	0	5-1	3-3	1	4.00
Feb 24	GA. SOUTHERN	9.0	12	11	10	4	10	2	0	1	1	0	3	0	0	4-11	3-4	1	4.86
Feb 25	GA. SOUTHERN	9.0	7	2	2	6	11	0	0	0	0	0	2	0	0	10-2	4-4	1	4.50
Feb 27	JACKSON STATE	7.0	7	6	6	2	11	1	0	2	1	0	1	0	0	19-6	5-4	1	4.78
Feb 29	MOUNT ST. MARY'	9.0	6	2	2	1	12	0	0	0	0	0	2	1	0	12-2	6-4	1	4.50
Mar 02	MOUNT ST. MARY'	9.0	8	2	1	3	12	0	0	0	0	0	1	0	0	7-2	7-4	1	4.18
Mar 02	MOUNT ST. MARY'	9.0	4	0	0	4	13	1	0	0	0	0	0	1	0	6-0	8-4	1	3.82
Mar 05	vs Southern Miss	9.0	6	4	3	3	9	0	0	1	1	0	0	0	0	5-4	9-4	2	3.76
Mar 08	EVANSVILLE	9.0	11	2	2	2	12	3	1	0	0	0	1	0	0	5-2	10-4	3	3.63
Mar 09	EVANSVILLE	9.0	5	3	3	4	6	1	0	2	0	0	0	0	0	8-3	11-4	3	3.59
Mar 10	EVANSVILLE	8.0	5	3	3	4	11	0	0	1	0	0	1	0	0	13-3	12-4	3	3.57
Mar 12	vs South Alabama	9.0	8	6	6	5	15	2	0	0	0	0	1	1	0	5-6	12-5	3	3.72
Mar 13	vs New Orleans	11.0	5	1	0	5	13	2	1	0	0	0	0	0	1	2-1	13-5	3	3.47
*Mar 15	LSU	9.0	6	4	4	5	9	3	0	2	1	0	0	1	0	10-4	14-5	3	3.49
*Mar 16	LSU	9.0	11	9	9	12	8	0	0	4	2	0	0	2	2	8-9	14-6	3	3.77
*Mar 17	LSU	8.0	8	5	5	6	10	2	0	1	0	1	0	0	1	15-5	15-6	3	3.85
Mar 19	MEMPHIS	9.0	11	9	8	2	10	2	0	1	0	0	0	1	0	17-9	16-6	3	4.04
*Mar 21	at Texas AM	8.0	8	6	6	1	7	0	0	2	0	0	0	1	0	3-6	16-7	3	4.15
*Mar 22	at Texas AM	9.0	5	1	1	4	8	1	0	0	0	0	0	1	0	5-1	17-7	3	4.01
*Mar 23	at Texas AM	8.0	9	6	6	1	6	4	0	3	1	0	1	0	1	1-6	17-8	3	4.11
Mar 26	at Samford	10.0	9	5	5	6	12	4	0	1	0	1	0	1	0	9-5	18-8	3	4.13
*Mar 29	at Florida	8.2	8	7	7	7	10	1	0	2	0	0	0	0	0	6-7	18-9	3	4.24
*Mar 30	at Florida	9.0	6	2	2	3	11	1	0	0	0	0	0	1	0	12-2	19-9	3	4.16
*Mar 31	at Florida	8.0	4	4	4	6	6	0	0	1	1	0	5	0	1	3-4	19-10	3	4.17
Apr 02	CENTRAL ARKANS	9.0	8	7	7	5	7	2	0	1	0	0	3	0	0	6-7	19-11	3	4.27
*Apr 05	GEORGIA	9.0	5	1	0	4	9	1	0	0	1	0	1	2	1	6-1	20-11	4	4.13
*Apr 06	GEORGIA	9.0	8	3	3	2	10	2	0	2	0	0	1	1	0	2-3	20-12	4	4.09
*Apr 07	GEORGIA	9.0	12	8	6	2	9	1	0	1	1	0	2	0	0	9-8	21-12	4	4.15
*Apr 12	at Ole Miss	9.0	3	0	0	0	11	0	0	0	1	0	1	0	0	8-0	22-12	4	4.03
*Apr 13	at Ole Miss	11.2	14	10	9	10	8	6	0	1	2	0	1	1	1	9-10	22-13	4	4.14
*Apr 14	at Ole Miss	6.1	16	14	14	4	6	1	0	3	0	0	1	0	0	2-14	22-14	4	4.45
Apr 16	ALCORN STATE	7.0	3	0	0	1	14	1	0	0	0	0	0	0	0	11-0	23-14	4	4.35
*Apr 19	AUBURN	9.0	8	1	0	2	15	1	0	0	1	0	0	0	1	8-1	24-14	4	4.24
*Apr 21	AUBURN	7.0	4	1	1	3	5	0	0	1	0	0	1	0	0	3-1	25-14	5	4.18
*Apr 21	AUBURN	8.0	2	3	3	5	9	0	0	0	0	0	0	1	0	4-3	26-14	5	4.16
Apr 23	at Memphis	9.0	8	4	4	3	13	1	1	0	1	0	0	2	0	6-4	27-14	6	4.15
*Apr 26	at Vanderbilt	8.0	5	4	4	1	6	1	0	2	2	0	0	0	0	0-4	27-15	6	4.16
*Apr 27	at Vanderbilt	9.0	8	4	3	3	9	2	0	1	1	0	1	1	0	7-4	28-15	7	4.13
*Apr 28	at Vanderbilt	9.0	8	7	7	4	12	3	0	1	0	1	2	0	0	8-7	29-15	8	4.20
May 01	vs Ole Miss	9.0	5	1	1	5	14	0	0	1	0	0	1	1	0	5-1	30-15	8	4.13
*May 03	ALABAMA	7.0	9	3	3	3	10	1	0	0	0	0	1	0	0	13-3	31-15	8	4.12
*May 04	ALABAMA	9.0	8	1	1	0	8	2	0	1	0	0	3	1	0	8-1	32-15	8	4.05
*May 05	ALABAMA	9.0	12	10	9	4	11	0	0	2	0	0	3	0	0	5-10	32-16	8	4.16
*May 10	at Arkansas	8.0	10	7	7	1	7	0	0	2	1	0	0	0	0	5-7	32-17	8	4.23
*May 11	at Arkansas	9.0	9	5	3	4	6	2	0	1	0	0	0	0	0	8-5	33-17	9	4.20
*May 12	at Arkansas	8.0	8	9	9	3	7	3	0	3	1	0	1	0	0	6-9	33-18	9	4.31
May 14	NORTH ALABAMA	9.0	8	4	4	1	11	3	0	1	0	0	1	0	0	8-4	34-18	9	4.30
*May 16	MISSOURI	9.0	7	3	3	3	15	1	0	3	0	0	0	0	0	4-3	35-18	10	4.28
*May 17	MISSOURI	9.0	5	2	2	2	10	0	0	2	0	0	1	0	0	8-2	36-18	10	4.24
*May 18	MISSOURI	9.0	7	4	3	5	10	1	0	1	1	0	2	1	0	3-4	36-19	10	4.21
May 21	vs Ole Miss	9.0	3	1	1	2	14	0	0	1	0	0	0	0	1	2-1	37-19	10	4.15
Totals		489.2	422	243	226	193	573	74	3	62	25	3	49	26	11	386-243	37-19	10	4.15



2024 GAME-BY-GAME STARTERS (BATTING ORDER)

DATE	OPPONENT	1	2	3	4	5	6	7	8	9	SP
2/16	Air Force	Larry	Jordan	Hines	Chance	Kohler	Hujsak	Downs	Long	Cupp	Dohm
2/17	Air Force	Larry	Jordan	Hines	Chance	Hujsak	Highfill	Chester	Powell	Cupp	Stephen
2/18	Air Force	Larry	Jordan	Hines	Chance	Hujsak	McKenzie	Chester	Long	Cupp	Cijntje
2/20	Austin Peay	Larry	Jordan	Hines	Chance	Hujsak	Highfill	Chester	Powell	Cupp	Siary
2/21	Austin Peay	Larry	Jordan	Hines	Chance	Highfill	Hujsak	Chester	Long	Cupp	Hardin
2/23	Georgia Southern	Larry	Mershon	Jordan	Hines	Chance	Kohler	Hujsak	Long	Cupp	Dohm
2/24	Georgia Southern	Larry	Mershon	Jordan	Hines	Chance	Kohler	Hujsak	Powell	Cupp	Stephen
2/25	Georgia Southern	Larry	Mershon	Jordan	Hines	Chance	Kohler	Downs	Long	Cupp	Cijntje
2/27	Jackson State	Larry	Mershon	Jordan	Hines	Chance	Kohler	Hujsak	Powell	Cupp	Holcombe
2/29	Mount St. Mary's	Larry	Mershon	Jordan	Hines	Chance	Kohler	Stevens	Long	Cupp	Dohm
3/2	Mount St. Mary's - G1	Larry	Mershon	Jordan	Hines	Chance	Kohler	Hujsak	Powell	Cupp	Stephen
3/2	Mount St. Mary's - G2	Larry	Mershon	Jordan	Hines	Chance	Kohler	Hujsak	Long	Cupp	Cijntje
3/5	vs. Southern Miss (1)	Larry	Mershon	Jordan	Hines	Chance	Kohler	Hujsak	Powell	Cupp	Ligon
3/8	Evansville	Larry	Mershon	Jordan	Hines	Chance	Kohler	Stevens	Long	Cupp	Dohm
3/9	Evansville	Larry	Mershon	Jordan	Hines	Downs	Kohler	Hujsak	Powell	Cupp	Stephen
3/10	Evansville	Larry	Mershon	Jordan	Hines	Downs	Kohler	Hujsak	Long	Cupp	Cijntje
3/12	vs. South Alabama (2)	Larry	Mershon	Jordan	Hines	Chance	Kohler	Hujsak	Powell	Cupp	Loftin
3/13	vs. New Orleans (2)	Larry	Mershon	Jordan	Hines	Hujsak	Stevens	Kohler	Long	Cupp	Hardin
3/15	LSU*	Larry	Mershon	Jordan	Hines	Hujsak	Downs	Kohler	Long	Cupp	Siary
3/16	LSU*	Larry	Mershon	Jordan	Hines	Hujsak	Downs	Kohler	Chance	Powell	Stephen
3/17	LSU*	Larry	Mershon	Jordan	Hines	Hujsak	Downs	Kohler	Chance	Long	Cijntje
3/19	Memphis	Larry	Mershon	Jordan	Hines	Hujsak	Downs	Kohler	Chance	Powell	Loftin
3/21	at Texas A&M*	Larry	Mershon	Jordan	Hines	Hujsak	Downs	Kohler	Long	Cupp	Siary
3/22	at Texas A&M*	Larry	Mershon	Jordan	Hines	Hujsak	Downs	Kohler	Chance	Long	Stephen
3/23	at Texas A&M*	Larry	Mershon	Jordan	Hines	Hujsak	Downs	Chance	Kohler	Long	Cijntje
3/26	at Samford	Larry	Mershon	Jordan	Hines	Hujsak	Stevens	Downs	Spalitta	Kohler	Kohn
3/29	at Florida*	Larry	Mershon	Jordan	Hines	Hujsak	Downs	Kohler	Chance	Long	Stephen
3/30	at Florida*	Larry	Mershon	Jordan	Hines	Hujsak	Downs	Chance	Chester	Long	Cijntje
3/31	at Florida*	Larry	Mershon	Jordan	Hines	Hujsak	Downs	Chance	Chester	Long	Ligon
4/2	Central Arkansas	Larry	Mershon	Jordan	Hines	Hujsak	Chance	Stevens	Chester	Spalitta	Stevens
4/5	Georgia*	Larry	Mershon	Jordan	Hines	Hujsak	Chance	Kohler	Long	McKenzie	Stephen
4/6	Georgia*	Larry	Mershon	Jordan	Hines	Hujsak	Chance	Downs	Kohler	Long	Cijntje
4/7	Georgia*	Larry	Mershon	Jordan	Hines	Hujsak	Chance	McKenzie	Chester	Powell	Dohm
4/12	at Ole Miss*	Larry	Mershon	Jordan	Hines	Hujsak	Chance	Downs	Kohler	Long	Stephen
4/13	at Ole Miss*	Larry	Mershon	Jordan	Hines	Hujsak	Chance	Spalitta	Kohler	Long	Cijntje
4/14	at Ole Miss*	Mershon	Hines	Jordan	Hujsak	Chance	Larry	O'Brien	Long	Kohler	Siary
4/16	Alcorn State	Larry	Mershon	Jordan	Hines	Hujsak	Chance	Kohler	Powell	Pulliam	Kohn
4/19	Auburn*	Larry	Mershon	Jordan	Hines	Hujsak	Chance	Kohler	Pulliam	Long	Stephen
4/21	Auburn - G1*	Larry	Mershon	Jordan	Hines	Hujsak	Chance	Kohler	Pulliam	Long	Cijntje
4/21	Auburn - G2*	Larry	Mershon	Jordan	Hines	Hujsak	Chance	Kohler	Pulliam	Powell	Auger
4/23	at Memphis	Larry	Mershon	Jordan	Hines	Hujsak	Chance	Kohler	Pulliam	Powell	Kohn
4/26	at Vanderbilt*	Chance	Mershon	Jordan	Hines	Hujsak	Kohler	Larry	Pulliam	Long	Stephen
4/27	at Vanderbilt*	Chance	Mershon	Jordan	Hines	Hujsak	Larry	Kohler	Pulliam	Powell	Auger
4/28	at Vanderbilt*	Chance	Mershon	Jordan	Hines	Hujsak	Larry	Kohler	Pulliam	Long	Cijntje
5/1	vs. Ole Miss (1)	Chance	Mershon	Jordan	Hines	Hujsak	Larry	Kohler	Pulliam	Powell	Kohn
5/3	Alabama*	Chance	Mershon	Jordan	Hines	Hujsak	Larry	Kohler	Pulliam	Long	Stephen
5/4	Alabama*	Chance	Mershon	Jordan	Hines	Hujsak	Larry	Kohler	Pulliam	Long	Cijntje
5/5	Alabama*	Chance	Mershon	Jordan	Hines	Hujsak	Larry	Kohler	Pulliam	Powell	Auger
5/10	at Arkansas*	Chance	Mershon	Jordan	Hines	Larry	Downs	Pulliam	Kohler	Long	Stephen
5/11	at Arkansas*	Chance	Mershon	Jordan	Hines	Larry	Downs	Kohler	Pulliam	Long	Cijntje
5/12	at Arkansas*	Chance	Mershon	Jordan	Hines	Larry	Kohler	Downs	Pulliam	Powell	Kohn
5/14	North Alabama	Chance	Mershon	Jordan	Hines	Larry	Kohler	Pulliam	O'Brien	Powell	Dohm
5/16	Missouri*	Chance	Mershon	Jordan	Hines	Larry	Kohler	Powell	Pulliam	Long	Stephen
5/17	Missouri*	Chance	Mershon	Jordan	Hines	Larry	Kohler	Powell	Pulliam	Long	Cijntje
5/18	Missouri*	Chance	Mershon	Jordan	Hines	Larry	Kohler	Powell	Pulliam	Cupp	Kohn
5/21	vs. Ole Miss (3)	Chance	Mershon	Jordan	Hines	Hujsak	Larry	Kohler	Powell	Stevens	Auger
5/22	vs. Texas A&M (3)										

* - Southeastern Conference game | (1) - Trustmark Park; Pearl, Miss. | (2) - Shuckers Ballpark; Biloxi, Miss. | (3) - SEC Tournament

2024 GAME-BY-GAME STARTERS (POSITION)

DATE	OPPONENT	C	1B	2B	3BSS	LFCF	RF	DH	SP		
2/16	Air Force	Long	Hines	Larry	Kohler	Cupp	Chance	Hujsak	Jordan	Downs	Dohm
2/17	Air Force	Powell	Hines	Larry	Chester	Cupp	Chance	Hujsak	Jordan	Highfill	Stephen
2/18	Air Force	Long	Hines	Larry	Chester	Cupp	Chance	Hujsak	Jordan	McKenzie	Cijntje
2/20	Austin Peay	Powell	Hines	Larry	Chester	Cupp	Chance	Hujsak	Jordan	Highfill	Siary
2/21	Austin Peay	Long	Hines	Larry	Chester	Cupp	Chance	Hujsak	Jordan	Highfill	Hardin
2/23	Georgia Southern	Long	Hines	Larry	Kohler	Cupp	Chance	Hujsak	Jordan	Mershon	Dohm
2/24	Georgia Southern	Powell	Hines	Larry	Kohler	Cupp	Chance	Hujsak	Jordan	Mershon	Stephen
2/25	Georgia Southern	Long	Hines	Larry	Kohler	Cupp	Chance	Jordan	Downs	Mershon	Cijntje
2/27	Jackson State	Powell	Hines	Larry	Kohler	Cupp	Chance	Hujsak	Jordan	Mershon	Holcombe
2/29	Mount St. Mary's	Long	Hines	Mershon	Kohler	Cupp	Chance	Jordan	Stevens	Larry	Dohm
3/2	Mount St. Mary's - G1	Powell	Hines	Mershon	Kohler	Cupp	Chance	Hujsak	Jordan	Larry	Stephen
3/2	Mount St. Mary's - G2	Long	Hines	Mershon	Kohler	Cupp	Chance	Hujsak	Jordan	Larry	Cijntje
3/5	vs. Southern Miss (1)	Powell	Hines	Mershon	Kohler	Cupp	Chance	Hujsak	Jordan	Larry	Ligon
3/8	Evansville	Long	Hines	Mershon	Kohler	Cupp	Chance	Jordan	Stevens	Larry	Dohm
3/9	Evansville	Powell	Hines	Mershon	Kohler	Cupp	Downs	Hujsak	Jordan	Larry	Stephen
3/10	Evansville	Long	Hines	Mershon	Kohler	Cupp	Downs	Hujsak	Jordan	Larry	Cijntje
3/12	vs. South Alabama (2)	Powell	Hines	Mershon	Kohler	Cupp	Chance	Hujsak	Jordan	Larry	Loftin
3/13	vs. New Orleans (2)	Long	Hines	Mershon	Kohler	Cupp	Stevens	Hujsak	Jordan	Larry	Hardin
3/15	LSU*	Long	Hines	Mershon	Kohler	Cupp	Downs	Hujsak	Jordan	Larry	Siary
3/16	LSU*	Powell	Hines	Larry	Kohler	Mershon	Downs	Hujsak	Jordan	Chance	Stephen
3/17	LSU*	Long	Hines	Larry	Kohler	Mershon	Downs	Hujsak	Jordan	Chance	Cijntje
3/19	Memphis	Powell	Hines	Larry	Kohler	Mershon	Downs	Hujsak	Jordan	Chance	Loftin
3/21	at Texas A&M*	Long	Hines	Mershon	Kohler	Cupp	Downs	Hujsak	Jordan	Larry	Siary
3/22	at Texas A&M*	Long	Hines	Larry	Kohler	Mershon	Downs	Hujsak	Jordan	Chance	Stephen
3/23	at Texas A&M*	Long	Hines	Larry	Kohler	Mershon	Downs	Hujsak	Jordan	Chance	Cijntje
3/26	at Samford	Spalitta	Hines	Larry	Kohler	Mershon	Downs	Hujsak	Jordan	Stevens	Kohn
3/29	at Florida*	Long	Hines	Larry	Kohler	Mershon	Downs	Hujsak	Jordan	Chance	Stephen
3/30	at Florida*	Long	Hines	Larry	Chester	Mershon	Downs	Hujsak	Jordan	Chance	Cijntje
3/31	at Florida*	Long	Hines	Larry	Chester	Mershon	Downs	Hujsak	Jordan	Chance	Ligon
4/2	Central Arkansas	Spalitta	Hines	Larry	Chester	Mershon	Chance	Hujsak	Jordan	Stevens	Stevens
4/5	Georgia*	Long	Hines	Larry	Kohler	Mershon	Chance	Hujsak	Jordan	McKenzie	Stephen
4/6	Georgia*	Long	Hines	Larry	Kohler	Mershon	Chance	Hujsak	Jordan	Downs	Cijntje
4/7	Georgia*	Powell	Hines	Larry	Chester	Mershon	Chance	Hujsak	Jordan	McKenzie	Dohm
4/12	at Ole Miss*	Long	Hines	Larry	Kohler	Mershon	Chance	Hujsak	Jordan	Downs	Stephen
4/13	at Ole Miss*	Long	Hines	Larry	Kohler	Mershon	Chance	Hujsak	Jordan	Spalitta	Cijntje
4/14	at Ole Miss*	Long	Hines	Larry	Kohler	Mershon	Chance	Hujsak	Jordan	O'Brien	Siary
4/16	Alcorn State	Powell	Hines	Pulliam	Kohler	Mershon	Chance	Hujsak	Jordan	Larry	Kohn
4/19	Auburn*	Long	Hines	Pulliam	Kohler	Mershon	Chance	Hujsak	Jordan	Larry	Stephen
4/21	Auburn - G1*	Long	Hines	Pulliam	Kohler	Mershon	Chance	Hujsak	Jordan	Larry	Cijntje
4/21	Auburn - G2*	Powell	Hines	Pulliam	Kohler	Mershon	Chance	Hujsak	Jordan	Larry	Auger
4/23	at Memphis	Powell	Hines	Pulliam	Kohler	Mershon	Chance	Hujsak	Jordan	Larry	Kohn
4/26	at Vanderbilt*	Long	Hines	Pulliam	Kohler	Mershon	Chance	Hujsak	Jordan	Larry	Stephen
4/27	at Vanderbilt*	Powell	Hines	Pulliam	Kohler	Mershon	Chance	Hujsak	Jordan	Larry	Auger
4/28	at Vanderbilt*	Long	Hines	Pulliam	Kohler	Mershon	Chance	Hujsak	Jordan	Larry	Cijntje
5/1	vs. Ole Miss (1)	Powell	Hines	Pulliam	Kohler	Mershon	Chance	Hujsak	Jordan	Larry	Kohn
5/3	Alabama*	Long	Hines	Pulliam	Kohler	Mershon	Chance	Hujsak	Jordan	Larry	Stephen
5/4	Alabama*	Long	Hines	Pulliam	Kohler	Mershon	Chance	Hujsak	Jordan	Larry	Cijntje
5/5	Alabama*	Powell	Hines	Pulliam	Kohler	Mershon	Chance	Hujsak	Jordan	Larry	Auger
5/10	at Arkansas*	Long	Hines	Pulliam	Kohler	Mershon	Chance	Jordan	Downs	Larry	Stephen
5/11	at Arkansas*	Long	Hines	Pulliam	Kohler	Mershon	Chance	Jordan	Downs	Larry	Cijntje
5/12	at Arkansas*	Powell	Hines	Pulliam	Kohler	Mershon	Chance	Jordan	Downs	Larry	Kohn
5/14	North Alabama	Powell	Hines	Pulliam	Kohler	Mershon	Chance	O'Brien	Jordan	Larry	Dohm
5/16	Missouri*	Long	Hines	Larry	Kohler	Mershon	Chance	Jordan	Pulliam	Powell	Stephen
5/17	Missouri*	Long	Hines	Larry	Kohler	Mershon	Chance	Jordan	Pulliam	Powell	Cijntje
5/18	Missouri*	Powell	Hines	Cupp	Kohler	Mershon	Chance	Jordan	Pulliam	Larry	Kohn
5/21	vs. Ole Miss (3)	Powell	Hines	Larry	Kohler	Mershon	Chance	Hujsak	Jordan	Stevens	Auger
5/22	vs. Texas A&M (3)										

* - Southeastern Conference game | (1) - Trustmark Park; Pearl, Miss. | (2) - Shuckers Ballpark; Biloxi, Miss. | (3) - SEC Tournament



2024 TV/MEDIA ROSTER



2 | Cam Schuelke
RHP | R/R | Sr./Jr.
Dorr, Mich.



3 | David Mershon
IF | S/R | So./So.
Taylors, S.C.



4 | Mikhail Grant
RHP | R/R | Fr./Fr.
Stockbridge, Ga.



5 | Aaron Downs
IF/OF | R/R | Jr./Jr.
Pella, Iowa



6 | Logan Forsythe
RHP | R/R | So./So.
D'Iberville, Miss.



7 | Connor Hujsak
IF/OF | R/R | Sr./Sr.
Goffstown, N.H.



8 | Amani Larry
IF | R/R | Sr./Sr.
Bossier City, La.



9 | Pico Kohn
LHP | L/L | Jr./So.
Verben, Ala.



10 | Dylan Cupp
IF | R/R | Fr./Fr.
Cedartown, Ga.



11 | KK Clark
RHP | R/R | Fr./Fr.
Brandon, Miss.



12 | Evan Siary
RHP | R/R | So./So.
Columbus, Miss.



13 | Nate Chester
IF | R/R | Jr./Jr.
Kansas City, Mo.




14 | Khal Stephen
RHP | R/R | Jr./Jr.
Williamsport, Ind.



15 | Luke Dotson
IF/LHP | L/L | Fr./Fr.
Marietta, Ga.



16 | Cole Cheatham
LHP | L/L | Jr./Jr.
Ardmore, Ala.



17 | Stone Simmons
RHP | R/R | Gr./Jr.
Houston, Texas



18 | Johnny Long
C | R/R | Gr./Gr.
Naples, Fla.



19 | Max Miller
LHP | L/L | So./So.
Vance, Miss.



20 | Will Passeau
RHP | R/R | Jr./Jr.
Mobile, Ala.



21 | Colby Holcombe
RHP | R/R | Jr./Jr.
Florence, Ala.



22 | Ross Highfill
C | R/R | So./So.
Madison, Miss.



23 | Jackson Owen
C | R/R | Jr./Jr.
Starkville, Miss.




24 | Jace Norton
IF | R/R | Fr./Fr.
Auburn, Ala.



25 | Nate Dohm
RHP | R/R | Jr./Jr.
Zionsville, Ind.



26 | Tyson Hardin
RHP | R/R | Jr./Jr.
Dover, Fla.



27 | Gavin Black
RHP | L/R | So./So.
Bogart, Ga.



28 | Gage Haley
RHP | R/R | Fr./Fr.
Southaven, Miss.



30 | Bradley Loftin
LHP | L/L | So./So.
Southaven, Miss.



31 | Karson Ligon
RHP | R/R | Jr./Jr.
Sarasota, Fla.




32 | Michael O'Brien
OF | L/L | Fr./Fr.
River Ridge, La.



33 | Rives Reynolds
OF | R/R | Fr./Fr.
Flowood, Miss.



36 | Nolan Stevens
IF/OF/LHP | L/L | Fr./Fr.
Elk Grove, Calif.



37 | Brett House
IF/OF | R/R | Fr./Fr.
Hoschton, Ga.



38 | Bryce Chance
OF | R/R | Jr./So.
Ridgeland, Miss.




40 | Logan Kohler
IF | L/R | Sr./Sr.
Little Elm, Texas



41 | Ethan Pulliam
IF/OF | R/R | Fr./Fr.
Starkville, Miss.




42 | Dakota Jordan
OF | R/R | So./So.
Canton, Miss.



43 | Steven Spalitta
IF/C | L/R | Fr./Fr.
Mandeville, La.



44 | Hunter Hines
IF/OF | L/R | Jr./Jr.
Madison, Miss.



45 | Tyler Davis
LHP | L/L | Sr./Sr.
Newport News, Va.



46 | Jackson McKenzie
INF/OF/LHP | L/L | Fr./Fr.
Pace, Fla.



48 | Brooks Auger
RHP | R/R | Sr./Jr.
Farmville, La.



50 | Jurrangelo Cijntje
BHP | S/S | So./So.
Pembroke Pines, Fla.



55 | Joe Powell
C | R/R | Sr./Sr.
Mason, Ohio



-- | Will Gibbs
RHP | R/R | So./So.
Flowood, Miss.