



# MISSISSIPPI STATE BASEBALL

## 2021 NATIONAL CHAMPIONS

134 Seasons | 40 NCAA Tournament Appearances | 12 College World Series Appearances | 19 MLB First Round Draft Picks

### 2024 SCHEDULE & RESULTS

February		(6-4)
	TV	TIME
16	AIR FORCE	SECN+ W, 8-4
17	AIR FORCE	SECN+ L, 3-2
18	AIR FORCE	SECN+ W, 10-2
20	AUSTIN PEAY	SECN+ L, 3-2
21	AUSTIN PEAY	SECN+ L, 13-10
23	GEORGIA SOUTHERN	SECN+ W, 5-1
24	GEORGIA SOUTHERN	SECN+ L, 11-4
25	GEORGIA SOUTHERN	SECN+ W, 10-2
27	JACKSON STATE	SECN+ W, 19-6 (7)
29	MOUNT ST. MARY'S	SECN+ W, 12-2
March		(13-6)
2	MOUNT ST. MARY'S	SECN+ W, 7-2
2	MOUNT ST. MARY'S	SECN+ W, 6-0
5	vs. Southern Miss (1)	ESPN+ W, 5-4
8	EVANSVILLE	SECN+ W, 5-2
9	EVANSVILLE	SECN+ W, 8-3
10	EVANSVILLE	SECN+ W, 13-3 (8)
12	vs. South Alabama (2)	SECN+ L, 6-5
13	vs. New Orleans (2)	SECN+ W, 2-1 (11)
15	#2 LSU*	SECN+ W, 10-4
16	#2 LSU*	SECN+ L, 9-8
17	#2 LSU*	SECN+ W, 15-5 (8)
19	MEMPHIS	SECN+ W, 17-9
21	at #7 Texas A&M*	ESPN+ L, 6-3
22	at #7 Texas A&M*	SECN+ W, 5-1
23	at #7 Texas A&M*	SECN+ L, 6-1
26	at Samford	ESPN+ W, 9-5 (10)
29	at #6 Florida*	SECN+ L, 7-6
30	at #6 Florida*	SECN+ W, 12-2
31	at #6 Florida*	SECN+ L, 4-3
April		(10-5)
2	CENTRAL ARKANSAS	SECN+ L, 7-6
5	GEORGIA*	SECN+ W, 6-1
6	GEORGIA*	SECN+ L, 3-2
7	GEORGIA*	SECN+ W, 9-8
9	UAB	SECN+ CANCELED
12	at Ole Miss*	SECN+ W, 8-0
13	at Ole Miss*	ESPN2 L, 10-9 (12)
14	at Ole Miss*	SECN+ L, 14-2 (7)
16	ALCORN STATE	SECN+ W, 11-0 (7)
19	AUBURN*	SECN+ W, 8-1
21	AUBURN*	SECN+ W, 3-1 (7)
21	AUBURN*	SECN+ W, 4-3 (8)
23	at Memphis	ESPN+ W, 6-4
26	at #11 Vanderbilt*	SECN+ L, 4-0
27	at #11 Vanderbilt*	SECN+ W, 7-4
28	at #11 Vanderbilt*	SECN+ W, 8-7
May		(9-5)
1	vs. Ole Miss (1)	ESPN2 W, 5-1
3	ALABAMA*	SECN+ W, 13-3 (7)
4	ALABAMA*	SECN+ W, 8-1
5	ALABAMA*	SECN+ L, 10-5
10	at #5 Arkansas*	SECN+ L, 7-5
11	at #5 Arkansas*	SECN+ W, 8-5
12	at #5 Arkansas*	SECN+ L, 9-6
14	NORTH ALABAMA	SECN+ W, 8-4
16	MISSOURI*	SECN+ W, 4-3
17	MISSOURI*	SECN+ W, 8-2
18	MISSOURI*	SECN+ L, 4-3
21	vs. Ole Miss (3)	SECN+ W, 2-1
22	vs. #4 Texas A&M (3)	SECN+ W, 5-3
23	vs. Vanderbilt (3)	SECN+ L, 4-3
24	vs. #1 Tennessee (3)	SECN+ L, 6-5
31	vs. St. John's (4)	ESPN+ 6 p.m.

June		(0-0)
1	vs. Penn/Virginia (4)	TBD

All times central and subject to change

**HOME GAMES IN BOLD CAPS** | \* - Southeastern Conference game  
(1) - Trustmark Park; Pearl, Miss. | (2) - Shuckers Ballpark; Biloxi, Miss. | (3) - SEC Tournament  
(4) - NCAA Charlottesville Regional

### THE MATCHUP

#### #17 Mississippi State vs. St. John's

Disharoon Park (Charlottesville, Va.)

#### Friday

**First Pitch:** Approx. 6:02 p.m. CT  
**TV:** --  
**Internet Stream:** ESPN+  
**Radio:** MSU Radio Network  
(96.1 FM locally)  
hailst.at/audio  
**Audio Stream:**



### MISSISSIPPI STATE BULLDOGS

**Record (SEC):** 38-21 (17-13)  
**H/A/N:** 25-9 / 8-9 / 5-3  
**Streak:** L2  
**Rankings:** Baseball America - 15  
D1Baseball - 17, NCBWA - 20  
Perfect Game - 23, USA Today - 19

**Head Coach:** Chris Lemonis  
**Record at MSU (Yrs.):** 205-114 (6th)  
**Career Record (Yrs.):** 346-205-2 (10th)  
**First Year of Baseball:** 1885  
**Program Record:** 2,845-1,675-29 (.629)

### ST. JOHN'S RED STORM

**Record (Big East):** 37-16-1 (14-7)  
**H/A/N:** 22-6-1 / 12-10 / 3-0  
**Streak:** W3  
**Rankings:** Baseball America - NR  
D1Baseball - NR, NCBWA - NR  
Perfect Game - NR, USA Today - NR

**Head Coach:** Mike Hampton  
**Record at St. John's (Yrs.):** 111-103-2 (5th)  
**Career Record (Yrs.):** 111-103-2 (5th)  
**First Year of Baseball:** 1906  
**Program Record:** 2,218-1,191-11 (.650)

### PITCHING PROBABLES

#### G1: Khal Stephen - Jr. - RHP

App/GS: 15/15	Ks: 97
Record: 8-3	BBs: 21
IP: 88.0	Opp. Avg: .211
ERA: 3.38	

### IN & OUT

- Mississippi State baseball is officially headed to the NCAA Tournament for the 40th time in program history and the first time since 2021. The Diamond Dawgs have claimed 16 regional titles since 1975 and will be looking for their 17th title in the Charlottesville Regional. The Diamond Dawgs own a 125-90 record all-time in the NCAA Tournament and an 87-43 mark in NCAA Regionals. Mississippi State has had 128 players earn NCAA All-Regional honors and had 17 players earn NCAA Regional MVP honors. This is the first regional away from Starkville since 2018 for the Diamond Dawgs. The Diamond Dawgs advanced to the College World Series after winning the Tallahassee Regional and Nashville Super Regional in 2018.
- David Mershon has been swiping bases at will this season. He is 25-for-28 in stolen bases. He was 2-for-3 in stolen base attempts in the SEC Tournament against top ranked Tennessee. With the two stolen bases, he now has the sixth most stolen bases in a single season for MSU. He is one stole base away from moving into the top five. Mershon is one steal away from tying for fifth all-time. He is only four bases away from tying for the second most in a single season.
- For the first time since 2021, the Ferriss Trophy, presented by the Mississippi band of Choctaw Indians and Pearl River Resort, is returning to StarkVegas after Dakota Jordan won the award. With Jordan earning the 2024 award, the Dawgs have won the most Ferriss trophies since the award began in 2004. Jordan is the eighth Mississippi State player to earn the award and it's the ninth time a MSU player has won the honor. Thomas Berkery and Edward Easley went back-to-back in 2006 and 2007, Chris Stratton and Hunter Renfroe claimed the 2012 and 2013 awards and Jake Mangum and Brent Rooker won consecutive awards in 2016-17. Mangum and Tanner Allen went back-to-back in 2019 and 2021. Mangum is the only player to ever win the award twice.



## PROGRAM QUICK FACTS

### School Information

Location	Starkville, Mississippi
Founded	1878
Enrollment	22,657
President	Dr. Mark E. Keenum
Faculty Representative	Dr. Brent Fountain
Director of Athletics	Zac Selmon
Twitter	@ZacSelmon
Affiliation	NCAA Division I
Conference	Southeastern - Western Division
Nickname	Bulldogs
Colors	Maroon and White

### Stadium

Name	Dudy Noble Field, Polk-DeMent Stadium
Capacity	15,000+
Field Dimensions	Left-330, Left Center-385, Center-400, Right Center-380, Right-305

### 2023 Team Information

Overall Record (SEC)	27-26 (9-21)
Home / Away / Neutral	16-14 / 6-10 / 5-2
Postseason	--
Lettermen Returning/Lost	20/15
Position Starters Returning/Lost	4/4
Pitchers Returning/Lost	15/8
2024 Newcomers	22 (14 Freshmen, 8 Transfers)

### Program Information

First Year of Baseball	1885 (134th season)
First Year in SEC	1933 (Charter Member)
All-Time Record (Win %)	2,845-1,675-29 (.628)
All-Time SEC Record (Win %)	1,013-886-3 (.533)
SEC Championships (Last)	11 (2016)
SEC Tournament Championships (Last)	7 (2012)
NCAA Tournaments (Last)	39 (2021)
NCAA Super Regionals (Last)	10 (2021)
College World Series (Last)	12 (2021)
National Championship (Last)	1 (2021)

## MEDIA INFORMATION

### BASEBALL MEDIA PORTAL

Mississippi State has created an online portal for media members covering the Bulldogs' baseball program. To access the portal, visit [hailst.at/BBMedia](http://hailst.at/BBMedia).

The Baseball Press Box Page of HailState.com will include links to media guides, quick facts, game notes, box scores, recaps, pool photography and team and staff headshots.

### PRESS BOX SERVICES

A complete NCAA box score and pertinent game facts are available to members of the working media following each game. Seats will be assigned. A pregame meal is served in the press box approximately one hour prior to each game.

The press box is equipped with high-speed internet and telephone access. It is also set up to accommodate television and team radio/video personnel.

### RADIO BROADCASTS

Dudy Noble Field houses radio lines to support home and visitor radio broadcasts. For more information on the phone lines, please contact Travis Rae in the Communications office.

### POSTGAME INTERVIEWS

Requested MSU players, along with head coach Chris Lemonis, will be available for a postgame media session in the Omaha Room approximately 20 minutes after home games. The Mississippi State locker room and team spaces are closed to the media.

### MSU PLAYER/COACH AVAILABILITY

Players and coaches will be made available to the media upon request. Those wishing to set up an interview must contact Travis Rae via phone or email at least 48 hours prior to the desired interview time. On gameday, players and coaches are only available postgame.

In most cases, players will be available for a brief time before or after practices which are typically scheduled on weekday afternoons.

Media members are NOT permitted to contact student-athletes on their own at any time. This includes phone, email, text or through social media platforms. Student-athletes' contact information will not be given out.

### PHOTOGRAPHERS / VIDEOGRAPHERS

A limited number of photographers and videographers will be permitted to shoot in the photo wells at each end of home and visiting dugouts. Those wishing to shoot a game must request access at least 24 hours before the game.

To access the SEC's media FTP, contact licensing@xosdigital.com.

### CONTACT INFORMATION:

#### TRAVIS RAE Baseball

Office	(715) 205-0324
Email	TRA@athletics.msstate.edu
X	@TravisRae





## 2024 ROSTER

### NUMERICAL

#	Name	Pos.	B/T	Ht.	Wt.	CL/Exp.	Hometown/High School (Previous School)
2	Cam Schuelke	RHP	R/R	6-1	195	Sr./Jr.	Dorr, Mich. / Bryon Center HS (College of Central Florida)
3	David Mershon	INF	S/R	5-8	175	So./So.	Talors, S.C. / Eastside HS
4	Mikhail Grant	RHP	R/R	6-3	215	Fr./Fr.	Stockbridge, Ga. / Georgia Premier Academy
5	Aaron Downs	INF/OF	R/R	6-0	210	Jr./Jr.	Pella, Iowa / Heritage Academy
6	Logan Forsythe	RHP	R/R	6-0	190	So./So.	D'Iberville, Miss. / D'Iberville HS
7	Connor Hujak	INF/OF	R/R	6-2	200	Sr./Sr.	Goffstown, N.H. / Goffstown HS (VCU)
8	Amani Larry	INF	R/R	5-11	190	Sr./Sr.	Bossier City, La. / Parkway HS (New Orleans)
9	Pico Kohn	LHP	L/L	6-4	200	Jr./So.	Verbena, Ala. / Chilton County HS
10	Dylan Cupp	INF	R/R	6-1	200	Fr./Fr.	Cedartown Ga. / Cedartown HS
11	KK Clark	RHP	R/R	5-11	190	Fr./Fr.	Brandon, Miss. / Brandon HS
12	Evan Siary	RHP	R/R	6-1	190	So./So.	Columbus, Miss. / Starkville Academy
13	Nate Chester	INF	R/R	6-2	190	Jr./Jr.	Kansas City, Mo. / Liberty North HS (John A. Logan CC)
14	Khal Stephen	RHP	R/R	6-4	215	Jr./Jr.	Williamsport, Ind. / Seeger HS (Purdue)
15	Luke Dotson	INF/LHP	L/L	6-4	210	Fr./Fr.	Marietta Ga. / Mount Paran Christian
16	Cole Cheatham	LHP	L/L	6-3	200	Jr./Jr.	Ardmore, Ala. / Ardmore HS
17	Stone Simmons	RHP	R/R	6-4	235	Gr./Jr.	Houston, Texas / The Kinkaid School (Furman)
18	Johnny Long	C	R/R	5-11	190	Gr./Gr.	Naples, Fla. / Barron Collier HS (Pittsburgh)
19	Max Miller	LHP	L/L	6-1	205	So./So.	Vancleave, Miss. / Vancleave HS
20	Will Passeau	RHP	R/R	6-2	215	Jr./Jr.	Mobile, Ala. / St. Paul's Episcopal School (Pearl River CC)
21	Colby Holcombe	RHP	R/R	6-6	250	Jr./Jr.	Florence, Ala. / Central HS (Northeast Mississippi CC)
22	Ross Highfill	C	R/R	6-0	200	So./So.	Madison, Miss. / Madison Central HS
23	Jackson Owen	C	R/R	5-10	200	Jr./Jr.	Starkville, Miss. / Starkville HS (Northeast Mississippi CC)
24	Jace Norton	INF	R/R	6-3	190	Fr./Fr.	Auburn, Ala. / Auburn HS
25	Nate Dohm	RHP	R/R	6-4	210	Jr./Jr.	Zionsville, Ind. / Zionsville HS (Ball State)
26	Tyson Hardin	RHP	R/R	6-2	200	Jr./Jr.	Dover, Fla. / Strawberry Crest HS (Daytona State College)
27	Gavin Black	RHP	L/R	6-0	195	So./So.	Bogart, Ga. / North Oconee HS (Northwest Florida State College)
28	Gage Haley	RHP	R/R	6-7	265	Fr./Fr.	Southaven, Miss. / Lewisburgh HS
30	Bradley Loftin	LHP	L/L	6-3	195	So./So.	Southaven, Miss./DeSoto Central
31	Karson Ligon	RHP	R/R	6-1	210	Jr./Jr.	Sarasota, Fla. / River View HS (Miami (Fla.))
32	Michael O'Brien	OF	L/L	6-0	185	Fr./Fr.	River Ridge, La. / John Curtis Christian
33	Rives Reynolds	OF	R/R	5-11	175	Fr./Fr.	Flowood, Miss. / Jackson Prep
36	Nolan Stevens	INF/OF/LHP	L/L	6-3	210	Fr./Fr.	Elk Grove, Calif. / Franklin HS
37	Brett House	INF/OF	R/R	6-3	200	Fr./Fr.	Hoschton, Ga. / Cherokee Bluff HS
38	Bryce Chance	OF	R/R	5-10	180	Jr./So.	Ridgeland, Miss. / Madison-Ridgeland Academy
40	Logan Kohler	INF	L/R	6-1	195	Sr./Sr.	Little Elm, Texas / Little Elm HS (Memphis)
41	Ethan Pulliam	INF/OF	R/R	6-1	190	Fr./Fr.	Starkville, Miss. / Starkville HS
42	Dakota Jordan	OF	R/R	6-0	220	So./So.	Canton, Miss. / Jackson Academy
43	Steven Spalitta	INF/C	L/R	5-10	185	Fr./Fr.	Mandeville, La. / Fontain Bleau HS
44	Hunter Hines	INF/OF	L/R	6-3	210	Jr./Jr.	Madison, Miss. / Madison Central HS
45	Tyler Davis	LHP	L/L	6-2	210	Sr./Sr.	Newport News, Va. / Menchville HS (VCU)
46	Jackson McKenzie	INF/OF/LHP	L/L	6-1	215	Fr./Fr.	Pace, Fla. / Pace HS
48	Brooks Auger	RHP	R/R	6-5	215	Sr./Jr.	Farmerville, La. / Cedar Creek HS (Hinds CC)
50	Jurrangelo Cijntje	BHP	S/S	5-11	170	So./So.	Pembroke Pines, Fla./Champanat Catholic
55	Joe Powell	C	R/R	5-10	185	Sr./Sr.	Mason, Ohio / Mason HS (Cincinnati)
--	Will Gibbs	RHP	R/R	6-0	180	So./So.	Flowood, Miss. / Jackson Prep

### COACHING / SUPPORT STAFF

Chris Lemonis - Head Coach (Sixth Season at Mississippi State, 10th Overall; The Citadel, 1992)

Jake Gautreau - Assistant Coach (Seventh Season; Tulane, 2011)

Justin Parker - Assistant Coach (First Season; Wright State, 2012)

Kyle Cheesebrough - Assistant Coach (Sixth Season; Louisville, 2010)

Roger Rodeheaver - Director of Operations (Sixth Season; Indiana, 2010)

Blake Loper - Coordinator of Operations (Third Season; Mississippi State, 2020)

Bobby Austin - Coordinator of Player Development (Fourth Season; NC State, 2019)

Scott Shipman - Strength and Conditioning Coach (Second Season; Augusta University, 2013)

Jason Wire - Associate Athletic Trainer (14th Season; St. Cloud State, 2006)

## ROSTER BREAKDOWN

### BY POSITION

**RHP - 16** (Auger, Black, Clark, Dohm, Forsythe, Gibbs, Grant, Haley, Hardin, Holcombe, Ligon, Passeau, Schuelke, Siary, Simmons, Stephen)

**LHP - 8** (Cheatham, Davis, Dotson, Kohn, Loftin, McKenzie, Miller, Stevens)

**INF - 15** (Chester, Cupp, Dotson, Downs, Hines, House, Hujak, Kohler, Mershon, Miller, Siary)

**OF - 11** (Chance, Downs, Hines, House, Hujak, Jordan, McKenzie, O'Brien, Pulliam, Reynolds, Stevens)

**C - 5** (Highfill, Long, Owen, Powell, Spalitta)

**BHP - 1** (Cijntje)

### BY CLASS

**FRESHMEN - 13** (Clark, Cupp, Dotson, Grant, Haley, House, McKenzie, Norton, O'Brien, Pulliam, Reynolds, Spalitta, Stevens)

**SOPHOMORES - 10** (Black, Cijntje, Forsythe, Gibbs, Highfill, Jordan, Loftin, Mershon, Miller, Siary)

**JUNIORS - 13** (Chance, Cheatham, Chester, Dohm, Downs, Hardin, Hines, Holcombe, Kohn, Ligon, Owen, Passeau, Stephen)

**SENIORS - 7** (Auger, Davis, Hujak, Kohler, Larry, Powell, Schuelke)

**GRADUATES - 2** (Long, Simmons)

### BY EXPERIENCE

**FRESHMEN - 13** (Clark, Cupp, Dotson, Grant, Haley, House, McKenzie, Norton, O'Brien, Pulliam, Reynolds, Spalitta, Stevens)

**SOPHOMORES - 12** (Black, Chance, Cijntje, Forsythe, Gibbs, Highfill, Jordan, Kohn, Loftin, Mershon, Miller, Siary)

**JUNIORS - 14** (Auger, Cheatham, Chester, Dohm, Downs, Hardin, Hines, Holcombe, Ligon, Owen, Passeau, Schuelke, Simmons, Stephen)

**SENIORS - 4** (Davis, Hujak, Kohler, Larry)

### BY STATE

**MISSISSIPPI - 14** (Chance, Clark, Forsythe, Gibbs, Haley, Highfill, Hines, Jordan, Loftin, Miller, Owen, Pulliam, Reynolds, Siary)

**GEORGIA - 5** (Black, Cupp, Dotson, Grant, House)

**ALABAMA - 5** (Cheatham, Holcombe, Kohn, Norton, Passeau)

**FLORIDA - 5** (Cijntje, Hardin, Ligon, Long, McKenzie)

**LOUISIANA - 4** (Auger, Larry, O'Brien, Spalitta)

**INDIANA - 2** (Dohm, Stephen)

**TEXAS - 2** (Kohler, Simmons)

**CALIFORNIA - 1** (Stevens)

**IOWA - 1** (Downs)

**MICHIGAN - 1** (Schuelke)

**MISSOURI - 1** (Chester)

**NEW HAMPSHIRE - 1** (Hujak)

**SOUTH CAROLINA - 1** (Mershon)

**VIRGINIA - 1** (Davis)

## PRONUNCIATION GUIDE

Jurrangelo Cijntje	SAIN-ja
Nate Dohm	Dome
Jake Gautreau	Go-TRO (long o)
Connor Hujak	hi-Zack
Pico Kohn	Konn
Chris Lemonis	Luh-MOE-niss
Karson Ligon	LIG-in
Rives Reynolds	REEVES
Cam Schulke	Shul-key
Evan Siary	Sea-air-EE
Steven Spalitta	Spuh-lee-tuh
Khal Stephn	Cal





## PROJECTED STARTERS

2024 statistics listed | Probable starters based on previous games

Pos.	Name	Elg.	B/T	Ht./Wt.	Avg.	R	H	RBI	Notes
C	Johnny Long	Sr.	R/R	6-0/190	.196	21	22	12	Had a season-best 11 game reach base streak; Has a team best six sac bunts; Hit his first homer as a Dawg at Ole Miss
1B	Hunter Hines	Jr.	L/R	6-3/210	.245	39	57	51	Has hit 53 career-home runs for the Dawgs, the fifth most in program history; Second on the team with 15 homers and 51 RBIs
2B	Ethan Pulliam	Fr.	R/R	6-1/190	.227	7	15	11	Has five multi-hit games this season; Had a career-high 4 RBIs against Arkansas on May 12
SS	David Mershon	So.	S/R	5-8/175	.335	53	69	39	Has 20 multi-hit games this season; Leads team with 25 stolen bases, the 6th most in single season program history; Hitting .389 over last five games
3B	Logan Kohler	Sr.	L/R	6-1/195	.242	33	43	30	Hitting .316 over last five games; Hitting .322 with runners on base; Has 22 career-home runs
LF	Bryce Chance	So.	R/R	5-10/180	.281	35	56	34	Had a career-high 11 game hitting streak this season; Toughest player at strike out in the SEC; Third on team with seven stolen bases
CF	Connor Hujsak	Sr.	R/R	6-2/200	.350	52	64	48	Has the 3rd most RBIs on the team with 48; Has the third most homers on the team (9); On a 15-game hitting streak; SEC All-Tournament Team
RF	Dakota Jordan	So.	R/R	6-0/220	.339	51	75	63	Leads the team with 17 home runs, two homers shy of single season top 10 mark; Leads the team with 63 RBIs; 2024 Ferriss Trophy Winner
DH	Amani Larry	Sr.	R/R	5-11/190	.257	49	55	32	Been hit by pitches 18 times, fourth most in the SEC; Hitting .389 over hte Dawgs past five games


## CAREER SITUATIONAL STATISTICS

### Runners On Base (H-AB)

Name	'21	'22	'23	'24	Total	Avg.
Chance, Bryce	--	--	21-55	24-79	45-134	.335
Chester, Nate	--	--	3-8	2-13	5-21	.238
Cupp, Dylan	--	--	--	11-40	11-40	.275
Downs, Aaron	--	2-14	4-15	14-40	20-69	.350
Highfill, Ross	--	--	14-66	1-6	15-72	.167
Hines, Hunter	--	40-112	38-108	29-135	107-355	.301
Hujsak, Conner	--	--	4-23	32-94	36-117	.308
Jordan, Dakota	--	--	28-79	48-129	76-208	.370
Kohler, Logan	--	--	--	28-87	28-87	.321
Larry, Amani	--	--	19-77	26-91	45-168	.268
Long, Johnny	--	--	--	14-50	14-50	.280
McKenzie, Jackson	--	--	--	2-10	2-10	.200
Mershon, David	--	--	10-33	32-94	42-127	.330
O'Brien, Michael	--	--	--	1-1	1-1	1.000
Powell, Joe	--	--	--	10-37	10-37	.270
Pulliam, Ethan	--	--	--	8-31	8-31	.258
Spalitta, Steven	--	--	--	0-5	0-5	.000
Stephen, Khal	--	--	--	0-1	0-1	.000
Stevens, Nolan	--	--	--	5-12	5-12	.417
TOTAL					471-1,545	.305

### Runners in Scoring Position (H-AB)

Name	'21	'22	'23	'24	Total	Avg.
Chance, Bryce	--	--	15-36	13-50	28-86	.325
Chester, Nate	--	--	2-6	2-10	4-16	.250
Cupp, Dylan	--	--	--	10-23	10-23	.435
Downs, Aaron	--	1-8	1-7	10-23	12-38	.435
Highfill, Ross	--	--	9-41	0-3	9-44	.000
Hines, Hunter	--	20-60	23-74	20-88	63-222	.283
Hujsak, Connor	--	--	2-14	22-61	24-75	.320
Jordan, Dakota	--	--	21-56	30-81	51-137	.372
Kohler, Logan	--	--	--	16-56	16-56	.285
Larry, Amani	--	--	11-43	16-50	27-93	.290
Long, Johnny	--	--	--	8-27	8-27	.296
McKenzie, Jackson	--	--	--	1-8	1-8	.125
Mershon, David	--	--	7-25	19-55	26-80	.345
O'Brien, Michael	--	--	--	1-1	1-1	1.000
Powell, Joe	--	--	--	6-25	6-25	.240
Pulliam, Ethan	--	--	--	7-22	7-22	.318
Spalitta, Steven	--	--	--	0-4	0-4	.000
Stephen, Khal	--	--	--	--	0-0	.000
Stevens, Nolan	--	--	--	1-5	1-5	.200
TOTAL					294-962	.306



## TEAM STATISTICAL RANKINGS



NCAA Category	Rank	Rank
<b>Batting</b>		
Base on Balls	39	137
Batting Average	156	109
Doubles	150	57
Doubles Per Game	216	40
Hit By Pitch	165	100
Hits	118	143
Home Runs	98	232
Home Runs Per Game	114	237
On Base Percentage	126	116
Runs Scored	111	122
Sacrifice Bunts	85	53
Sacrifice Flies	97	38
Scoring	153	109
Slugging Percentage	142	156
Stolen Bases	122	111
Stolen Bases Per Game	147	110
Triples	217	11
Triples Per Game	242	11

### Pitching

Earned Run Average	12	16
Hit Batters	262	161
Hits Allowed Per 9 Inn.	9	36
Shutouts	51	24
Strikeout-to-Walk Ratio	8	159
Strikeouts Per 9 Innings	14	207
WHIP	8	48
Walks Allowed Per 9 Inn.	22	117

### Miscellaneous

Double Plays Turned	251	133
Double Plays Per Game	270	127
Fielding Percentage	4	30
Triple Plays	--	--
W-L Percentage	44	26

National statistical rankings listed above will be updated prior to each weekend series and midweek games.

## SERIES HISTORY


Series History	0-0
MSU Streak	--
First Meeting	First Meeting
Last Meeting	First Meeting
Last MSU Win	First Meeting
Last St. John's Win	First Meeting

### Last 5 Meetings

First Meeting

# PITCHING PROBABLES

## GAME 1



### #14 Khal Stephen

RHP

6-4 | 215 | Williamsport, Ind. | Seeger HS | Purdue

**2024:** 8-3, 3.38 ERA, 15 G/15 GS, 88.0 IP, 69 H, 33 ER, 21 BB, 97 SO

**CAREER:** 18-11, 4.92 ERA, 52 G/29 GS, 197.2 IP, 180 H, 108 ER, 69 BB, 201 SO

#### 2024 SEASON

- Named First Team All-SEC this season
- Made MSU debut on Feb. 17 against Air Force
- Recorded a career-high 11 Ks against Air Force (2/17) and Auburn (4/19)
- Voted the Golden Spikes Award Week 1 Performance of the Week for his performance against Air Force
- Defeated #7 Texas A&M for his first SEC win
- Has the 4th best ERA in the SEC (3.38)
- Has thrown the most innings in the SEC (88.0)
- Tied his career-high with eight innings pitched against Ole Miss
- Led the Dawgs to their second shutout of the season at Ole Miss
- 97 strike outs are the most in a single-season for Stephen and the 7th most in the SEC

## 2024 GAME LOG

DATE	OPP.	W-L	SCORE	IP	H	R	ER	HR	BB	K	ERA
2/17	Air Force	ND	2-3	7.0	3	1	1	1	0	11	1.29
2/24	Ga. Southern	L	11-4	2.1	6	7	7	0	1	3	27.00
3/2	Mount St. Mary's	W	7-2	6.0	6	0	0	0	1	9	0.00
3/9	Evansville	W	8-3	6.0	1	0	0	0	2	3	0.00
3/16	#2 LSU	L	9-8	2.0	5	5	5	3	1	1	22.50
3/22	at #7 Texas A&M	W	5-1	6.2	5	1	1	0	3	5	1.35
3/29	at #6 Florida	ND	6-7	6.0	3	2	2	2	2	8	3.00
4/5	Georgia	W	6-1	6.2	5	1	0	0	2	7	0.00
4/12	at Ole Miss	W	8-0	8.0	3	0	0	0	0	9	0.00
4/19	Auburn	W	8-1	7.0	6	1	0	0	2	11	0.00
4/26	at #11 Vanderbilt	L	0-4	7.1	5	4	4	2	1	6	4.91
5/3	#23 Alabama	W	13-3	5.0	7	3	3	0	3	6	5.40
5/10	at #5 Arkansas	ND	5-7	7.0	6	4	4	2	0	6	5.14
5/16	Missouri	W	4-3	6.0	5	3	3	3	1	8	4.50
5/22	vs. Texas A&M	ND	5-3	5.0	3	3	3	0	2	4	5.40
<b>TOTALS</b>				<b>88.0</b>	<b>69</b>	<b>35</b>	<b>33</b>	<b>13</b>	<b>21</b>	<b>97</b>	<b>3.38</b>





## MSU RECORD WHEN...

	OVERALL	SEC
Overall	38-21	17-13
vs. Top-5 Teams	4-4	3-3
vs. Top-10 Teams	6-8	5-7
vs. Top-25 Teams	8-9	7-8
Non-Conference	19-6	0-0
SEC	17-13	17-13
SEC East	7-5	7-5
SEC West	10-8	10-8
At Home	25-9	11-4
On the Road	8-9	6-9
At Neutral Sites	5-3	0-0
In Day Games	20-13	8-7
In Night Games	18-8	9-6
vs. Teams .500 Or Better	27-17	15-12
vs. Teams Worse Than .500	11-4	2-1
vs. Left-Handed Starter	15-13	7-8
vs. Right-Handed Starter	23-8	10-5
When Starter Receives Decision	21-8	12-5
When Reliever Receives Decision	17-13	5-8
When Starter Goes 5+ Innings	23-7	13-5
When Starter Goes <5 Innings	15-14	4-8
When Scoring First	28-6	12-3
When Opponent Scores First	10-15	5-10
When Leading After 6 Innings	29-7	15-4
When Trailing After 6 Innings	3-12	1-8
When Tied After 6 Innings	6-2	1-1
When Leading After 8 Innings	28-5	13-2
When Trailing After 8 Innings	2-13	1-8
When Tied After 8 Innings	3-2	0-2
In One-Run Games	7-12	4-6
In Two-Run Games	3-1	1-1
In 5+ Run Games	18-4	8-3
Weekend Series W-L-T	10-4	6-4
Series Sweeps/Times Swept	3/0	1/0
When Scoring 0-2 Runs	2-6	0-4
When Scoring 3-5 Runs	9-9	4-5
When Scoring 6-9 Runs	16-5	9-4
When Scoring 10+ Runs	11-1	4-0
Shutouts/Times Shut Out	3/0	1/0
In Extra Innings	2-1	0-1
When Opponent Scores 4 Runs Or Less	31-7	13-4
When Opponent Scores 5 Runs Or More	7-14	4-9
When Out-Hitting Opponent	32-6	14-3
When Out-Hit by Opponent	3-13	2-8
When Hits Are Equal	3-2	1-2
When Hitting A Home Run	30-10	15-7
When Opponent Hits A Home Run	19-17	9-11
When Errorless	24-11	11-8
When Committing One Error	8-6	4-2
When Committing 2+ Errors	7-4	2-3
When Opponent is Errorless	10-8	6-5
When Opponent Commits One Error	13-10	7-5
When Opponent Commits 2+ Errors	15-3	4-3
Game 1 of Weekend	10-4	6-4
Game 2 of Weekend	9-5	7-3
Game 3 of Weekend	8-6	4-6
Monday	0-0	0-0
Tuesday	8-3	0-0
Wednesday	3-1	0-0
Thursday	2-2	1-1
Friday	10-4	7-3
Saturday	7-7	4-5
Sunday	8-4	5-4

## NCAA REGIONAL HISTORY

- Mississippi State baseball is officially headed to the NCAA Tournament for the 40th time in program history and the first time since 2021.
- The Diamond Dawgs have claimed 16 regional titles since 1975 and will be looking for their 17th title in the Charlottesville Regional.
- The Diamond Dawgs own a 125-90 record all-time in the NCAA Tournament and an 87-43 mark in NCAA Regionals.
- Mississippi State has had 128 players earn NCAA All-Regional honors and had 17 players earn NCAA Regional MVP honors.
- This is the first regional away from Starkville since 2018 for the Diamond Dawgs. The Diamond Dawgs advanced to the College World Series after winning the Tallahassee Regional and Nashville Super Regional in 2018.
- The Diamond Dawgs played in the 2013 Charlottesville Super Regional, where the Maroon and White won the Super Regional over the Cavaliers.
- Mississippi State has never played Virginia, St. John's or Pennsylvania in NCAA Regional action.
- The winner of the Charlottesville Regional will play the winner of the Fayetteville Regional in the Super Regionals.

## BIG GAME HUNTER

- Junior infielder/outfielder Hunter Hines enters the 2024 season as a Third Team Preseason All-American by Perfect Game.
- For his career, Hines has hit 53 home runs. The 53 home runs are the fifth most by an active player in the SEC. Tommy White (75), Jac Caglianone (69), Braden Montgomery (61) and Charlie Condon (60) are the only active players ahead of Hines.
- The 53 home runs are the 14th most by an active player in Division 1 baseball.
- The 53 home runs in a career are the fifth most at Mississippi State. He joined the top 5 last Friday night when he hit two homers against Alabama at Dudy Noble Field.
- This season, Hines has hit 15 homers with 12 of those home runs coming in SEC play.
- Hines has hit 15 or more home runs each of his three seasons at Mississippi State.
- Besides hitting for power, Hines has driven in 164 runs and is 20 RBIs away from joining the career RBI mark at MSU.

## MSU CAREER HOME RUN LIST (1-5)

Rk.	Player	HRs
1.	Rafael Palmeiro (1983-85)	67
2.	Will Clark (1983-85)	61
3.	Bruce Castoria (1979-82)	58
4.	Connor Powers (2007-10)	54
5.	<b>Hunter Hines (2022-Present)</b>	<b>53</b>

- During the 2023 season, Hines hit 22 home runs, the sixth most in a single season history at State. He was the first 20+ homer player at MSU since Brent Rooker hit 23 in 2017.

## SOPHOMORE ON THE RISE

- Dakota Jordan has shined this season for the Diamond Dawgs. He is second the team in batting average (.339) and leads the time in home runs (17), and RBIs (63).
- On April 4, Jordan was named to the Golden Spikes Midseason Award Watch List. He is one of 45 players on the list and the ninth Dawg in program history to be named to this list.
- His 63 RBIs are the 6th most in the SEC. His 17 homers are tied for 17th most in the SEC.
- Teams have walked Jordan 43 times this season, 11 of which were intentional. This is the 11-most in the SEC.
- Jordan's 17 home runs are two homers shy of joining the single-season top 10. Five players are tied for tenth with 19. The Diamond Dawgs have not had players hit 20 or more homers in back-to-back seasons since 1985.
- Jordan was named Third Team Preseason All-American by Baseball America.
- On March 11th, he was named SEC Co-Player of the Week, his first SEC Player of the Week honor.
- He has been ranked the ninth-best sophomore by Perfect Game and the 18th-best outfielder by D1 Baseball.
- On Feb. 8, Jordan was named Second Team Preseason All-SEC as an outfielder. In conference-only games last season, Jordan hit .333 with eight home runs and drove in 27 runs.
- Perfect Game ranks him as the ninth-best sophomore, the 31st-best Draft Prospect, and the 16th-best MLB Draft Prospect by D1Baseball.

## FREE SHIRTS!

- Since his arrival at MSU, head coach Chris Lemonis has handed out a shirt to signify the top performance of each victory. Each shirt is numbered by victory and here is who they've went to:

Game	Student-Athlete, Position (# in 2024)
1	Bryce Chance, OF (1)
2	Jurrangelo Cijntje, BHP (1)
3	Nate Dohm, RHP (1)
4	Bryce Chance, OF (2)
5	Nolan Stevens, LHP/OF/IF (1)
6	Nate Dohm, RHP (2)
7	Khal Stephen, RHP (1)
8	Jurrangelo Cijntje, BHP (2)
9	Dakota Jordan, OF (1)
10	Dakota Jordan, OF (2)
11	Khal Stephen, RHP (2)
12	Dylan Cupp, IF (1)
13	Colby Holcombe, RHP (1)
14	Nolan Stevens, LHP/OF/IF (2)
15	Dakota Jordan, OF (3)
16	Colby Holcombe, RHP (2)
17	Khal Stephen, RHP (3)
18	Cam Schuelke, RHP (1)
19	Cijntje, BHP, Passed to Johnny Long, C (1)
20	Khal Stephen, RHP (4)
21	Tyler Davis, LHP (1)
22	Khal Stephen, RHP (5)
23	Pico Kohn, LHP (1)
24	Khal Stephen, RHP (6)
25	Jurrangelo Cijntje, BHP (3)
26	Tyson Hardin, RHP (1)
27	Cam Schuelke, RHP (2)
28	Hunter Hines, IF (1)
29	Hunter Hines, IF (2)
30	Pico Kohn, LHP (2)
31	Hunter Hines, IF (3)
32	Jurrangelo Cijntje, BHP (4)
33	Brooks Auger, RHP (1)
34	Joe Powell, C (1)
35	Bryce Chance, OF (3)
36	Amani Larry, IF (1)
37	Connor Hujzak, OF (1)
38	Connor Hujzak, OF (2)

## PARKER LEADING THE PITCHING STAFF

- With pitching coach Justin Parker leading the Diamond Dawgs, the team improved from the 2023 pitching staff. This season, the Dawgs have the fourth-best ERA (4.15) in the SEC and the 12th-best ERA in the nation.
- Besides being ranked as a top staff in the SEC, the Dawgs have the eighth-best strikeout-to-walk ratios in the nation and the 14th-best mark of strikeouts per nine innings.
- he Diamond Dawgs have struck out 601 batters this season, the third most in the SEC. MSU hasn't had multiple players record 100 or more strikeouts in a single season since 2021, but Jurrangelo Cijntje (108) and Khal Stephen (97) are looking to be the next duo.
- The opponents have struggled to hit the Dawgs pitching no matter who is in to pitch for the Diamond Dawgs. The Maroon and White have limited opponents to a .230 batting average, the second lowest in the league.
- Besides keeping off the bases, the Diamond Dawgs have picked off 13 base runners this season, the most in the SEC.

## DAWGS PITCHING DUO

- Khal Stephen and Jurrangelo Cijntje have been aces for the Dawgs on the mound this season. Entering the SEC Tournament, the duo has eight wins and has pitched 70 plus innings each. Each has over 90 strikeouts on the season as well.
- The last time the Dawgs had two pitchers throw 70 or more innings, win seven or more games, and have 80 or more punchouts was during the 2019 season when Ethan Small and JT Ginn accomplished this feat.
- Stephen and Cijntje have the fourth and sixth-best ERA (3.38, Stephen; 3.55, Cijntje) in the SEC this season.
- Both pitchers rank in the top 10 in strikeouts in the SEC. Cijntje has 108 Ks on the season, the third most, while Stephen has 97 punchouts this season, the seventh most. The 10th most Ks in a single season at MSU is 121, held by Hank Thoms in 1999.
- The last time the Dawgs had two or more pitchers with 100+ strikeouts was during the 2021 season when Will Bednar (139), Christian MacLeod (113) and Landon Sims (100) accomplished this feat.
- For their collegiate career, Stephen has punched out 201 batters, with a career-high coming this season. Cijntje is close behind with a 171 punchouts in his two years at State.

## STEALIN' BASES

- David Mershon has been swiping bases at will this season. He is 25-for-28 in stolen bases.
- He was 2-for-3 in stolen base attempts in the SEC Tournament against top ranked Tennessee. With the two stolen bases, he now has the sixth most stolen bases in a single season for MSU. He is one stole base away from moving into the top five.
- Mershon is one steal away from tying for fifth all-time. He is only four bases away from tying for the second most in a single season.

## MSU SINGLE SEASON STOLEN BASE LIST (1-6)

Rk.	Player	SBs
1.	Dan Van Cleve (1985)	38
2.	Grant Hogue (2009)	29
3.	Dave Klipstein (1981)	28
4.	Mike Vickerson (2011)	27
5.	Nick Vickerson (2011)	26
6.	<b>David Mershon (2024)</b>	<b>25</b>
	Mike Kelley (1977)	25
	Brad Winkler (1981)	25
	Grant Hogue (2008)	25

- Mershon has 37 stolen bases for his career and is only six stolen bases away from joining the top ten mark. Jeffrey Rea is currently in tenth with 43 career stolen bases.

## FIREFIGHTER TO THE DIAMOND

- Just last year Joe Powell was in EMT school training to be a firefighter but a call from Mississippi State's staff turned things around and got him back on the diamond.
- After 18 months away from the diamond, Powell has put together a .289 batting average, five home runs and 18 RBIs.
- He has appeared in 30 games, making 26 starts for the Dawgs.
- The six RBIs are the most he has had in a single game during his career.
- Against the Lions, Powell racked up 13 total bases and was the first Dawg to have ten or more total bases in a game since Hunter Hines accomplished this against Vanderbilt earlier this season.
- Besides having a career day, Powell has homered in back-to-back games and has five homers in the last seven games.
- Two weeks ago, Powell hit .727 and had four homers. He had the best batting average in the SEC and drove in the second most runs in the week with nine.
- Leading into the last week of the regular season, Powell had a career day as he went 4-for-4 against North Alabama. Out of his four hits, three were home runs and he drove in six runs.
- He was the first player to hit three homers in the same game since March 11, 2023, when Ross Highfill accomplished the feat.
- The Cincinnati transfer had a productive three-year career for the Bearcats, capped off by a standout junior season in 2022 with a team-leading .326 batting average and .996 on-base-plus-slugging percentage to go along with five home runs. That season would be his last in Queen City however, trading in his spikes for a fire hose after dealing with some injuries.
- With his baseball career seemingly over, Powell began training to become a firefighter and it was during his time away from the game that he found himself as a man and grew closer to Jesus Christ.

## SEC ALL-TOURNAMENT TEAM

- For the first time since 2019, the Mississippi State Bulldogs placed a player on the SEC All-Tournament Team. Brooks Auger and Connor Hujsak were named to the team. This is the first time since 2014 that MSU has had two or more players on the team.
- Auger led the Dawgs to a 2-1 victory over rival Ole Miss in State's first game of the tournament. In the outing, he pitched a career-high eight innings and tallied 13 punchouts, another career-high. He recorded 78 pitches and only threw 12 balls in the outing.
- Hujsak played a crucial role in the Dawgs' two victories. He hit the game-winning homer in the bottom of the ninth inning against Ole Miss.
- The next night, he picked up the go-ahead two-run single in the top of the ninth to knock off No. 4 Texas A&M.
- Over the week, Hujsak hit .357 and had seven RBIs. The seven RBIs led the team.
- Hujsak hit safely in all four of the MSU games in the SEC Tournament and now has a hitting streak of 15 straight games.

## FERRISS TROPHY WINNER

- For the first time since 2021, the Ferriss Trophy, presented by the Mississippi band of Choctaw Indians and Pearl River Resort, is returning to StarkVegas after Dakota Jordan won the award.
- With Jordan earning the 2024 award, the Dawgs have won the most Ferriss trophies since the award began in 2004. Jordan is the eighth Mississippi State player to earn the award and it's the ninth time a MSU player has won the honor.
- Thomas Berkery and Edward Easley went back-to-back in 2006 and 2007, Chris Stratton and Hunter Renfroe claimed the 2012 and 2013 awards and Jake Mangum and Brent Rooker won consecutive awards in 2016-17. Mangum and Tanner Allen went back-to-back in 2019 and 2021. Mangum is the only player to ever win the award twice.
- His 17 home runs are two shy of joining the single season top 10 mark at Mississippi State. His 63 runs batted in are the sixth-most in the SEC. He has 23 multi-hit games this season, the most on the team.
- The nine winners of the award are the most by any school in the state of Mississippi.

## BIG LEAGUE TALENT

- Mississippi State is great at turning out major league talent, with 69 Diamond Dawgs reaching the highest level of the sport, but it is also great at keeping student-athletes on campus.
- MSU saw its 69th player called up to the Big Leagues as Justin Foscue got the call Tuesday afternoon.
- Colton Ledbetter was the first Dawg off the board, as he was the 55th pick of the draft to the Tampa Bay Rays. Cade Smith went in the sixth round to the New York Yankees and Kellum Clark was drafted by the Mets in the 20th round.
- Mississippi State has had 19 players drafted in the first round of the MLB Draft. The last was Landon Sims in 2022.
- Since the 2020 MLB Draft, State has had 18 players drafted. During that span, KC Hunt did not sign and returned to Starkville.
- Will Bednar (2021) and Justin Foscue (2020) are the highest draft picks in the last three years as they both were drafted 14th overall.
- The Diamond Dawgs have two players on the 40-man roster of their respective MLB teams looking for their first callup. Justin Foscue (Texas Rangers) and Colby White (Tampa Bay) are in Big League camp, looking to crack the MLB roster to become the 69th and 70th players in State history to make it to the Show.
- Since being called up on April 2, Foscue made his MLB debut on April 5 and picked up his first MLB hit on April 7 with an RBI single off Josh Hader.

## UNI WATCH

- The old adage states, "look good, feel good." And, when you feel good you usually preform well. Below is a list of how MSU fared in each of its uniforms over the last two season:

Uniform	2023	2024
Black Script State	5-4	8-2
White Script State	3-4	0-0
Maroon Script State	--	4-3
Maroon '85s	3-11	11-4
White '85s	4-2	10-4
Cream Script State	0-1	0-0
White Pinstripes	6-1	1-4
Gray Script State	3-2	3-2
Gray Pinstripes	3-1	1-2

## OMADAWGS

- Did you know that the Diamond Dawgs are one of four programs in NCAA History and the only Southeastern Conference program to play in the NCAA Men's College World Series in six-straight decades.
- The Dawgs join Arizona State, Texas and Florida State as the only teams that have been to an MCWS for six decades.
- Mississippi State has advanced to Omaha 12 times in program history, with three appearances coming since 2018.
- The Omadawgs have one national championship (2021), a runner-up finish, and two third-place finishes in program history.
- The Dawgs have advanced to the MCWS in the 1970s, 1980s, 1990s, 2000s, 2010s, and 2020s. MSU went to the MCWS in 1971, 1979, 1981, 1985, 1990, 1997, 1998, 2007, 2013, 2018, 2019, and 2021.

## MISC. HITTING STATS

### 2024 MULTI-HIT GAMES

PLAYER	2	3	4	5+	TOTAL
Dakota Jordan	16	6	1	-	23
David Mershon	13	6	1	-	20
Connor Hujsak	12	5	-	-	17
Hunter Hines	9	6	-	-	15
Bryce Chance	14	1	-	-	15
Logan Kohler	8	3	-	-	11
Amani Larry	8	3	-	-	11
Aaron Downs	4	1	1	-	6
Ethan Pulliam	4	1	-	-	5
Joe Powell	3	-	1	-	4
Johnny Long	3	-	-	-	3
Dylan Cupp	1	-	1	-	2
Nolan Stevens	1	-	-	-	1
<b>TOTAL</b>	<b>96</b>	<b>32</b>	<b>5</b>	<b>0</b>	<b>133</b>

### 2024 MULTI-RBI GAMES

PLAYER	2	3	4	5+	TOTAL
Dakota Jordan	8	5	4	1	18
Connor Hujsak	9	3	1	1	14
Hunter Hines	4	4	3	1	12
Logan Kohler	7	2	-	-	9
David Mershon	8	-	1	-	9
Bryce Chance	4	2	1	-	7
Amani Larry	2	1	2	-	5
Dylan Cupp	3	1	-	-	4
Johnny Long	2	-	-	-	2
Aaron Downs	1	1	-	-	2
Joe Powell	-	1	-	1	2
Ethan Pulliam	-	-	1	-	1
<b>TOTAL</b>	<b>48</b>	<b>20</b>	<b>13</b>	<b>4</b>	<b>85</b>

### HITTING STREAKS

PLAYER	SEASON	CURRENT	CAREER
Connor Hujsak	15	15	15
Amani Larry	9	7	14*
Dakota Jordan	11	1	12
Hunter Hines	11	--	12
David Mershon	12	--	12
Bryce Chance	11	--	11
Logan Kohler	6	--	8*
Joe Powell	8	2	8
Ross Highfill	1	--	6
Aaron Downs	5	1	5
Nolan Stevens	5	--	5
Dylan Cupp	4	2	4
Johnny Long	4	--	4
Ethan Pulliam	3	--	3
Nate Chester	2	--	2
Steven Spalitta	1	--	1
Jackson McKenzie	1	1	1
Michael O'Brien	1	--	1

\* - indicates streaks from previous school

### HOME RUNS

PLAYER	TOTAL	'24	'23	'22	'21	'20
Hunter Hines	53	15	22	16	--	--
Connor Hujsak*	30	9	2	12	7	--
Dakota Jordan	27	17	10	--	--	--
Amani Larry*	24	8	7	9	--	--
Logan Kohler*	22	5	11	6	0	0
Joe Powell*	15	5	0	5	5	0
Ross Highfill	9	0	9	--	--	--
Bryce Chance	8	6	2	--	--	--
David Mershon	5	5	0	--	--	--
Johnny Long*	4	1	2	0	1	0
Nolan Stevens	1	1	--	--	--	--
Ethan Pulliam	1	1	--	--	--	--

\* - indicates home runs from previous school





## STATE TO THE SHOW

### Diamond Dawgs Playing in Major League Baseball

Name (Yrs. at MSU)	Pos.	Organization
Justin Foscoe (2018-20)	IF	Texas Rangers
J.P. France (2018)	RHP	Houston Astros
Adam Frazier (2011-13)	IF	Kansas City Royals
Kendall Graveman (2010-13)	RHP	Houston Astros
Dakota Hudson (2014-16)	P	Colorado Rockies
Nathaniel Lowe (2016)	IF	Texas Rangers
Hunter Renfroe (2011-13)	OF	Kansas City Royals
Brent Rooker (2014-17)	OF	Oakland Athletics
Ethan Small (2016-19)	RHP	San Francisco Giants
Chris Stratton (2010-12)	RHP	Kansas City Royals
Jordan Westburg (2018-20)	IF	Baltimore Orioles
Brandon Woodruff (2012-14)	RHP	Milwaukee Brewers

### Diamond Dawgs in Minor League Baseball

Name (Yrs. at MSU)	Pos.	Organization (Level)
Tanner Allen (2018-21)	OF	Miami Marlins (AA)
Will Bednar (2020-21)	RHP	San Francisco Giants (A+)
Eric Cerantola (2019-21)	RHP	Kansas City Royals (AA)
Kellum Clark (2021-23)	OF	New York Mets (A)
Gavin Collins (2014-16)	C/IF	St. Louis Cardinals (AAA)
Brad Cumbest (2019-22)	OF	Colorado Rockies (A)
Jackson Fristoe (2021-22)	RHP	New York Yankees (A+)
J.T. Ginn (2019-20)	RHP	Oakland Athletics (AAA)
Houston Harding (2020-21)	LHP	Los Angeles Angels (AA)
Zac Houston (2014-16)	RHP	Philadelphia Phillies (AAA)
K.C. Hunt (2021-23)	RHP	Milwaukee Brewers (A+)
Kamren James (2020-22)	IF	Tampa Bay Rays (A+)
Preston Johnson (2021-22)	RHP	Baltimore Orioles (A+)
Rowdey Jordan (2018-21)	OF	New York Mets (AA)
Colton Ledbetter (2023)	OF	Tampa Bay Rays (A+)
Christian MacLeod (2020-21)	LHP	Minnesota Twins (A+)
Jake Mangum (2016-19)	OF	Tampa Bay Rays (AAA)
Aaron Nixon (2023)	RHP	New York Yankees (A)
Konnor Pilkington (2016-18)	LHP	Arizona Diamondbacks (AAA)
Landon Sims (2020-22)	RHP	Arizona Diamondbacks (A)
Cade Smith (2021-23)	RHP	New York Yankees (A)
Hunter Stovall (2016-18)	IF	Colorado Rockies (AAA)
Logan Tanner (2020-22)	C	Cincinnati Reds (A+)
Andrew Walling (2022)	LHP	Philadelphia Phillies (A+)
Colby White (2019)	RHP	New York Yankees (AA)
RJ Yeager (2022)	IF	St. Louis Cardinals (AA)

### Diamond Dawgs Coaching in Professional Baseball

Name (Yrs. at MSU)	Organization	Team (Level)
Travis Chapman (1997-2000)	New York Yankees	New York Yankees (MLB)

### Diamond Dawgs Working in Professional Baseball

Name (Yrs. at MSU)	Organization	Role
Jeff Brantley (1982-85)	Cincinnati Reds	Broadcaster
Will Clark (1983-85)	San Francisco Giants	Special Assistant



## THE LAST TIME...

# - SEC Tournament | % - NCAA Regional | ^ - NCAA Super Regional | \$ - College World Series

### A MISSISSIPPI STATE TEAM...

Won 15+ Consecutive Games	17 - February 15-March 8, 2013
Won 10+ Consecutive Games	14 - February 23-March 16, 2019
Won 10+ Consecutive SEC Games	12 - April 30-May 25, 2016
Won 5+ Consecutive SEC Games	5 - April 30-May 8, 2021
Lost 5+ Consecutive Games	7 - April 27-May 12, 2023
Lost 5+ Consecutive SEC Games	7 - April 27-May 12, 2023
Swept a Three-Game Series	Auburn; April 19-21, 2024
at Home	Auburn; April 19-21, 2024
on The Road	at Alabama; May 20-22, 2021
Swept a Non-Conference Three-Game Series	Evansville; March 8-10, 2024
at Home	Evansville; March 8-10, 2024
on The Road	at Hawaii-Hilo; 1985
Swept a Three-Game SEC Series	Auburn; April 19-21, 2024
at Home	Auburn; April 19-21, 2024
on The Road	at Alabama; May 20-22, 2021
Was Swept in a Three-Game Series	Arkansas, May 5-7, 2023
at Home	Arkansas, May 5-7, 2023
on The Road	at Tennessee, April 27-29, 2023
Was Swept in a Three-Game Non-Conference Series	at Southern Miss; February 16-18, 2018
at Home	Southeastern Louisiana; February 26-28, 2010
on The Road	at Southern Miss; February 16-18, 2018
Was Swept in a Three-Game SEC Series	Arkansas; May 5-7, 2023
at Home	Arkansas; May 5-7, 2023
on The Road	at Tennessee, April 27-29, 2023
Played An Extra-Inning Game	W, 4-3 (8 Innings) - Auburn; April 21, 2024
Won An Extra-Inning Game	W, 9-5, (10 Innings) - at Samford; March 26, 2024
Lost An Extra-Inning Game	L, 10-9 (12 Innings) - at Ole Miss; April 13, 2024
Played Consecutive Extra-Inning Games	May 4-5, 2018; at Alabama, W, 14-12 (10 innings) and L, 3-4 (10 innings)
Won Consecutive Games in Extra-Inning	May 10-11, 2014; Tennessee, W, 1-0 (10 innings) and W, 4-3 (12 innings)
Won on a Walk-Off	W, 2-1, vs. Ole Miss; May 21, 2024 #
Connor Hujzak 2-R HR the 9th inning	
Won Consecutive Games Via A Walk-Off	April 12 & 14, 2022; UAB, W, 6-5 and Auburn W, 7-6
Kamren James RBI sac fly in the tenth inning (UAB)	
Luke Hancock RBI walk in the ninth inning (Auburn)	

### A MISSISSIPPI STATE OFFENSE...

Scored 30+ Runs	32 - Jackson State; April 29, 1988
Scored 25+ Runs	27 - Alcorn State; April 20, 2010
Scored 20+ Runs	21 - Grambling; April 4, 2023
Scored 15+ Runs	17 - Memphis; March 19, 2024
Scored 10+ Runs In An Inning	13 - Jackson State (3rd); Feb. 27, 2024
Scored 9+ Runs In An Inning	13 - Jackson State (3rd); Feb. 27, 2024
Scored 8+ Runs In An Inning	13 - Jackson State (3rd); Feb. 27, 2024
Had 30+ Hits	30 - Kentucky; April 30, 1989
Had 25+ Hits	26 - Little Rock; February 28, 1999
Had 20+ Hits	20 - Missouri; April 29, 2022
Had 20+ Hits in Back-to-Back Games	Auburn (20, 21); March 23-24, 2019
Had 6+ Home Runs	6 - UT Martin; April 5, 2022
Had 5+ Home Runs	5 - at Florida; March 30, 2024
Hit Back-To-Back Home Runs	2nd Inning, Ethan Pulliam (3R HR)/Joe Powell (Solo) - at Arkansas; May 12, 2024
Hit Back-To-Back-To-Back Home Runs	3rd Inning, Kellum Clark (2R HR)/Brad Cumbest (Solo)/RJ Yeager (Solo) - Southern; March 23, 2022
Had 3+ Triples	3 - Southern Cal; March 14, 2004
Had 8+ Doubles	8 - Auburn; March 24, 2019
Had 7+ Doubles	7 - UAB; April 20, 2021
Had 6+ Doubles	6 - VMI; Feb. 18, 2023
Had 10+ Walks	10 - Memphis; March 19, 2024
Had 9+ Stolen Bases	10 - Arkansas-Pine Bluff; March 18, 2017
Had 8+ Stolen Bases	10 - Arkansas-Pine Bluff; March 18, 2017
Didn't Strikeout in a Game	Grambling; April 4, 2023
Had Two or Fewer Strikeouts	0 - Grambling; April 4, 2023
Was Shut Out	at Vanderbilt (0-4); April 26, 2024
at Home	Long Beach State (0-3); February 18, 2022
on The Road	at Vanderbilt (0-4); April 24, 2024
Back-To-Back Games	Auburn (0-5, 0-4); March 27-28, 2015
Three-Straight Games	vs. Southern Miss (0-3); March 24, 2015 and Auburn (0-5, 0-4); March 27-28, 2015

### A MISSISSIPPI STATE DEFENSE...

Turned 5+ Double Plays	5 - San Diego; March 8, 2015
Turned 4+ Double Plays	5 - San Diego; March 8, 2015
Turned 3+ Double Plays	3 - at LSU; May 14, 2023
Turned A Triple Play	Auburn-Montgomery, March 9, 1991
Had 5+ Errors	5 - at Vanderbilt; March 18, 2011
Had 4+ Errors	4 - vs. Ohio State; March 3, 2023
Threw Out 3 Base Runners	3 - Logan Tanner; Tulane; February 26, 2021





## THE LAST TIME...

# - SEC Tournament | % - NCAA Regional | ^ - NCAA Super Regional | \$ - College World Series

### MISSISSIPPI STATE PITCHING STAFF...

Threw a No-Hitter . . . . . Jackson Fristoe (6 IP), Landon Sims (1 IP), Mikey Tepper (1 2/3 IP), Cam Tullar (1/3 IP); Kent State, March 7, 2021  
Held Opponent To 1 Hit . . . . . at Texas A&M; May 3, 2019  
Held Opponent To 2 Hits . . . . . Eastern Michigan; March 13, 2021

NOTE: Jacksonville State (5/18/21) had just two hits in a five-inning, rain-shortened game  
NOTE: Valparaiso (3/7/23) had just two hits in a seven-inning, run rule game  
NOTE: Auburn (4/21/24) had just two hits in a seven-inning, SEC Inclement weather policy

Struck Out 25+ Batters . . . . . 26 - at LSU; 1909  
Struck Out 20+ Batters . . . . . 21 - vs. Texas; June 20, 2021 \$  
Struck Out 15+ Batters . . . . . 15 - vs. Vanderbilt; May 23, 2024 #  
Did Not Issue A Walk . . . . . Alabama; May 4, 2024  
Shut Out An Opponent . . . . . Alcorn State (11-0); April 16, 2024  
at Home . . . . . Alcorn State (11-0); April 16, 2024  
On The Road . . . . . at Ole Miss (8-0); April 12, 2024  
Neutral Site Game . . . . . vs. Vanderbilt (9-0); June 30, 2021 \$  
Postseason Game . . . . . vs. Vanderbilt (9-0); June 30, 2021 \$  
Back-To-Back Shutouts . . . . . 2021 (Kent State, March 7 [13-0]; Grambling, March 9 [10-0] and Louisiana-Lafayette, March 10 [4-0])  
Three Straight Shutouts . . . . . 2021 (Kent State, March 7 [13-0]; Grambling, March 9 [10-0] and Louisiana-Lafayette, March 10 [4-0]; Eastern Michigan, March 12 [14-0])  
Four Straight Shutouts . . . . . 2021 (Kent State, March 7 [13-0]; Grambling, March 9 [10-0] and Louisiana-Lafayette, March 10 [4-0]; Eastern Michigan, March 12 [14-0])

Shut Out An SEC Opponent . . . . . vs. Vanderbilt (9-0); June 30, 2021 \$  
At Home . . . . . Alabama (6-0); April 12, 2019  
On The Road . . . . . at Alabama (7-0); May 21, 2021  
Neutral Site . . . . . vs. Vanderbilt (9-0); June 30, 2021 \$

### A MISSISSIPPI STATE BATTER HAD...

Hit for the Cycle . . . . . Brad Freeman; South Alabama, February 17, 1998  
Walk-Off Hit . . . . . Connor Hujisak (2R HR); vs. Ole Miss; May 21, 2024#  
8+ At-Bats . . . . . 8 - Jordan Westburg, Tanner Allen & Rowdey Jordan vs. LSU, May 22, 2019 #  
6+ Hits . . . . . 6 - Adam Frazier; at Virginia, June 8, 2013  
5+ Hits . . . . . 5 - Tanner Allen; South Carolina, May 16, 2019  
4+ Hits . . . . . 4 - Joe Powell; North Alabama, May 14, 2024  
2+ Hits In An Inning . . . . . David Mershon (1B, 1B; 6th Inning); at Ole Miss, April 12, 2024  
5+ Runs . . . . . 5 - Jon Knott; Little Rock, February 28, 1999  
4+ Runs . . . . . 4 - David Mershon & Dakota Jordan; Memphis, March 19, 2024  
3+ Doubles . . . . . 3 - Justin Foscue; Georgia, April 26, 2019  
2+ Triples . . . . . 2 - C.T. Bradford; at Arizona, March 9, 2014  
3+ Home Runs . . . . . 3 - Joe Powell; North Alabama, May 14, 2024  
2+ Home Runs . . . . . 2 - Amani Larry; Missouri, May 17, 2024  
Inside-The-Park Home Run . . . . . Cody Brown; vs. Kentucky, April 7, 2017  
Pinch Hit Home Run . . . . . Connor Hujisak; Lipscomb, March 11, 2023  
Leadoff Home Run (Top or bottom of 1st inning) . . . . . Amani Larry (Bottom 1st); Austin Peay, Feb. 21, 2024  
Walk-Off Home Run . . . . . Connor Hujisak (2R HR); vs. Ole Miss; May 21, 2024#  
Hit a Grand Slam . . . . . Amani Larry; Alabama, May 3, 2024  
Multiple Grand Slams . . . . . Never  
A Pinch-Hit Grand Slam . . . . . Never  
10+ RBIs . . . . . 11 - Jason Nappi; at UAB, March 18, 2008  
9+ RBIs . . . . . 9 - Ryan Duffy; vs. Jackson State, April 6, 2010  
8+ RBIs . . . . . 8 - Brent Rooker; vs. Indiana State, February 24, 2017  
7+ RBIs . . . . . 7 - Kellum Clark vs. Princeton, March 11, 2022  
10+ Total Bases . . . . . 13 - Joe Powell; North Alabama, May 14, 2024  
4+ Walks . . . . . 4 - Logan Kohler; Evansville, March 10, 2024  
3+ Walks . . . . . 3 - David Mershon; at Arkansas, May 10, 2024  
4+ Stolen Bases . . . . . 4 - David Mershon; LSU, March 17, 2024  
3+ Stolen Bases . . . . . 3 - Amani Larry; Nicholls, March 14, 2023  
Stole Home . . . . . Connor Hujisak; Samford, March 28, 2023  
4+ Hit By Pitches . . . . . 4 - Rowdey Jordan; at Auburn, April 11, 2021  
3+ Hit By Pitches . . . . . 4 - Rowdey Jordan; at Auburn, April 11, 2021

### A MISSISSIPPI STATE PITCHER HAD...

A Perfect Game . . . . . J.T. Peatross; Mississippi College (1-0), 1918  
A No-Hitter . . . . . Jackson Fristoe (6 IP), Landon Sims (1 IP), Mikey Tepper (1 2/3 IP), Cam Tullar (1/3 IP); Kent State, March 7, 2021  
A Complete Game No-Hitter . . . . . Gene Morgan (7 IP); at Hawaii-Hilo (2-0), April 6, 1985  
A Complete Game (9 Inn.) . . . . . Jacob Billingsley; at Southern Miss (8-1), June 6, 2017 %  
A Complete Game (7 Inn.) . . . . . JT Ginn; at Texas A&M-1 (0-1), May 4, 2019  
Complete-Game 1-Hitter . . . . . Unknown  
Complete-Game 2-Hitter . . . . . Ricky Bowen; vs. Ole Miss, March 16, 2008  
Consecutive Complete Games . . . . . Dakota Hudson; 2016 (at Auburn (4-0), May 13 and Arkansas (7-0), May 19)  
A Complete-Game Shutout . . . . . Dakota Hudson; vs. Arkansas (7-0), May 19, 2016  
at Home . . . . . Dakota Hudson; vs. Arkansas (7-0), May 19, 2016  
On The Road . . . . . Dakota Hudson; at Auburn (4-0), May 13, 2016  
SEC Game . . . . . Dakota Hudson; vs. Arkansas (7-0), May 19, 2016  
as a Freshman . . . . . Scott Tanksley; vs. Mississippi College (6-0), April 20, 1993  
Postseason Game . . . . . B.J. Wallace; vs. Nicholls State (1-0), May 21, 1992 %  
17+ Strikeouts . . . . . 17 - Chris Stratton; at LSU, March 16, 2012  
15+ Strikeouts . . . . . 15 - Will Bednar; vs. Texas, June 20, 2021 \$  
10+ Strikeouts . . . . . 10 - Jurrangelo Cjntje; vs. Vanderbilt, May 23, 2024 #  
Recorded Two Saves In One Day . . . . . Trevor Fitts; vs. Marshall and Alabama A&M, February 22, 2015

## 2024 HONORS TRACKER

### Dakota Jordan, OF

DTBaseball 2024 MLB Draft Top 100 Prospects (No. 16)  
Baseball America 2024 Top 100 Draft Prospects (No. 41)  
Perfect Game Top 300 2024 Draft Board (No. 31)  
Perfect Game Top 100 Sophomores (No. 9)  
Baseball America 2024 Preseason All-American (Third Team)  
D1 Baseball Top 100 Outfielders (No. 18)  
Preseason All-SEC Outfielder (Second Team)  
Golden Spikes Preseason Award Watch List  
SEC Co-Player of the Week (March 11)  
Golden Spikes Midseason Award Watch List  
D1 Baseball Midseason First Team All-American  
Perfect Game Midseason First Team All-American  
2024 Ferriss Trophy Winner (Best Collegiate Player in Mississippi)  
Second Team All-SEC (OF)  
Golden Spikes Semifinalist

### Hunter Hines, IF/OF

DTBaseball 2024 MLB Draft Top 100 Prospects (No. 82)  
Perfect Game Preseason All-American (Third Team)  
Perfect Game Top 300 2024 Draft Board (No. 104)  
Perfect Game Top 100 Juniors (No. 47)  
D1 Baseball Top 50 First Basemen (No. 8)  
NCAA Player of the Week (April 30)

### Nate Dohm, RHP

DTBaseball 2024 MLB Draft Top 100 Prospects (No. 65)  
Perfect Game Top 300 2024 Draft Board (No. 198)  
Perfect Game Top 100 Juniors (No. 89)  
D1 Baseball Top 150 Starting Pitchers (No. 45)

### Jurrangelo Cjntje, BHP

Perfect Game Top 300 2024 Draft Board (No. 171)  
Perfect Game Top 100 Sophomores (No. 75)  
D1 Baseball Top 150 Starting Pitchers (No. 56)

### Colby Holcombe, RHP

Perfect Game Top 300 2024 Draft Board (No. 239)  
D1 Baseball Top 150 Starting Pitchers (No. 136)

### Amani Larry, IF

D1 Baseball Top 50 Second Baseman (No. 10)

### Bradley Loftin, LHP

Perfect Game Top 100 Sophomores (No. 46)

### Karson Ligon, RHP

DTBaseball Top 100 Impact Transfers (No. 27)

### Khal Stephen, RHP

DTBaseball Top 100 Impact Transfers (No. 53)  
Golden Spikes Award Performance of the Week (Feb. 21)  
First Team All-SEC (SP)

### Cam Schuelke, RHP

DTBaseball Top 100 Impact Transfers (No. 75)

### Logan Kohler, IF

DTBaseball Top 100 Impact Transfers (No. 95)  
D1 Baseball Top 50 Third Basemen (No. 30)

### David Mershon, IF

First Team All-SEC (SS)

### Dylan Cupp, IF

Perfect Game Top 75 Freshmen (No. 46)

### Mikhail Grant, RHP

Perfect Game Top 75 Freshmen (No. 50)

### Luke Dotson, IF/LHP

Perfect Game Top 75 Freshmen (No. 69)

### Nolan Stevens, IF/OF/LHP

Perfect Game Top 75 Freshmen (No. 71)  
SEC Freshman of the Week (March 18)  
Perfect Game Second Team Freshman All-American

### Connor Hujisak, OF

SEC All-Tournament Team (OF)

### Brooks Auger, RHP

SEC All-Tournament Team (P)



## 2024 HOME RUN TRACKER

No.	Player	Game	Date	Opponent	Pitcher	On Base	Inn.	Outs	Count	Score	Final
1	Dakota Jordan	1	Feb. 16	Air Force	Shim	0	5	0	1-0	2-4	8-4
2	Bryce Chance	1	Feb. 16	Air Force	Moats	1	7	1	2-0	3-4	8-4
3	Dakota Jordan	3	Feb. 18	Air Force	Estridge	1	6	0	1-1	7-2	10-2
4	Amani Larry*	5	Feb. 21	Austin Peay	Holt	0	1	0	3-1	0-0	10-13
5	Dakota Jordan	9	Feb. 27	Jackson State	Haston	1	5	1	2-2	13-5	19-6
6	Dakota Jordan	11	March 2	Mount St. Mary's	Curley	1	7	1	1-0	5-2	7-2
7	Dakota Jordan	13	March 5	Southern Miss	Sivley	0	7	2	0-0	4-4	5-4
8	Dakota Jordan	14	March 8	Evansville	Smith	2	3	0	1-2	0-0	5-2
9	Hunter Hines	15	March 9	Evansville	Schultz	0	3	1	0-1	2-0	8-3
10	Dakota Jordan	15	March 9	Evansville	Schultz	1	5	0	1-0	4-0	8-3
11	Dakota Jordan	16	March 10	Evansville	Deverman	1	1	1	1-1	0-0	13-3
12	Connor Hujak	16	March 10	Evansville	Deverman	2	1	2	1-0	2-0	13-3
13	Amani Larry	17	March 12	South Alabama	Mills	2	4	2	2-1	0-0	5-6
14	Dakota Jordan	17	March 12	South Alabama	Mills	1	4	2	1-0	3-0	5-6
15	Nolan Stevens	18	March 13	New Orleans	Dennis	0	4	1	1-2	0-0	2-1
16	Hunter Hines	19	March 15	#2 LSU	Holman	0	5	1	0-1	2-3	10-4
17	Hunter Hines	19	March 15	#2 LSU	Loer	2	8	1	1-2	6-3	10-4
18	Bryce Chance	20	March 16	#2 LSU	Jump	2	4	1	0-1	1-9	8-9
19	Dakota Jordan	21	March 17	#2 LSU	Hurd	2	5	1	2-0	3-3	15-5
20	Hunter Hines	21	March 17	#2 LSU	Hurd	0	5	1	2-1	6-3	15-5
21	Dakota Jordan	22	March 19	Memphis	Davis	1	1	1	2-2	0-0	17-9
22	David Mershon	22	March 19	Memphis	Davis	0	3	1	1-0	2-3	17-9
23	Connor Hujak	22	March 19	Memphis	Rushing	2	7	1	3-2	11-9	17-9
24	Hunter Hines	23	March 21	#7 Texas A&M	Stewart	0	8	1	0-1	2-6	3-6
25	Hunter Hines	24	March 22	#7 Texas A&M	Sdao	2	5	1	1-0	0-1	5-1
26	Dakota Jordan	26	March 26	Samford	Gaeto	1	5	2	3-1	2-5	9-5
27	Hunter Hines	26	March 26	Samford	Gaeto	0	5	2	2-2	4-5	9-5
28	Bryce Chance	26	March 26	Samford	Lore	0	10	1	0-0	5-5	9-5
29	David Mershon	28	March 30	#6 Florida	Peterson	0	4	0	1-1	0-1	12-2
30	Dakota Jordan	28	March 30	#6 Florida	Peterson	0	4	0	1-1	1-1	12-2
31	Dakota Jordan	28	March 30	#6 Florida	G. Smith	0	5	0	0-0	5-1	12-2
32	Connor Hujak	28	March 30	#6 Florida	G. Smith	1	5	0	1-1	6-1	12-2
33	Connor Hujak	28	March 30	#6 Florida	Philpott	0	8	0	2-2	11-2	12-2
34	Hunter Hines	30	April 2	Central Arkansas	Alexander	0	9	0	3-2	2-7	6-7
35	Amani Lrry	31	April 5	Georgia	Evans	0	3	0	0-0	1-0	6-1
36	Connor Hujak	31	April 5	Georgia	Harris	2	8	2	1-2	2-1	6-1
37	Connor Hujak	33	April 7	Georgia	Smith	0	5	2	1-1	4-5	9-8
38	Dakota Jordan	34	April 12	Ole Miss	Maddox	1	6	0	1-1	1-0	8-0
39	Connor Hujak	35	April 13	Ole Miss	Doyle	0	4	1	1-2	0-3	9-10
40	Hunter Hines	35	April 13	Ole Miss	Spencer	0	11	2	0-1	7-7	9-10
41	Johnny Long	35	April 13	Ole Miss	Spencer	0	12	2	1-1	8-8	9-10
42	Bryce Chance	38	April 19	Auburn	Watts	0	4	1	1-0	1-1	8-1
43	Dakota Jordan	41	April 23	Memphis	Rushing	2	3	0	1-0	2-2	6-4
44	Hunter Hines	43	April 27	#11 Vanderbilt	Holton	0	2	0	1-2	0-0	7-4
45	Hunter Hines	43	April 27	#11 Vanderbilt	Holton	2	6	0	2-1	2-0	7-4
46	Logan Kohler	44	April 28	#11 Vanderbilt	Ginther	2	3	2	1-1	2-0	8-7
47	David Mershon	44	April 28	#11 Vanderbilt	Ginther	0	4	2	2-1	5-0	8-7
48	Hunter Hines	44	April 28	#11 Vanderbilt	Green	1	9	2	1-0	6-7	8-7
49	Hunter Hines	46	May 3	#23 Alabama	Farone	2	1	1	1-2	0-0	13-3
50	Hunter Hines	46	May 3	#23 Alabama	Farone	0	3	0	0-0	4-0	13-3
51	Bryce Chance	46	May 3	#23 Alabama	Farone	0	4	0	0-0	6-0	13-3
52	Amani Larry	46	May 3	#23 Alabama	Buchanan	3	4	0	0-1	8-0	13-3
53	David Mershon	47	May 4	#23 Alabama	Adams	1	3	2	2-1	1-1	8-1
54	Logan Kohler	47	May 4	#23 Alabama	Morris	0	8	1	0-0	6-1	8-1
55	Logan Kohler	48	May 5	#23 Alabama	Hess	0	2	2	2-1	0-4	5-10
56	Connor Hujak	48	May 5	#23 Alabama	Myers	0	7	0	2-1	1-8	5-10
57	Logan Kohler	48	May 5	#23 Alabama	Myers	0	7	1	3-2	2-8	5-10
58	Amani Larry	50	May 11	#5 Arkansas	Tygart	1	1	2	1-2	1-0	8-5
59	Dakota Jordan	50	May 11	#5 Arkansas	Bybee	1	4	1	1-1	4-0	8-5
60	Logan Kohler	50	May 11	#5 Arkansas	Bybee	1	4	2	3-1	6-0	8-5
61	Ethan Pulliam	51	May 12	#5 Arkansas	Molina	2	2	0	3-2	1-0	6-9
62	Joe Powell	51	May 12	#5 Arkansas	Wood	0	2	0	2-0	4-0	6-9
63	Joe Powell	52	May 14	North Alabama	Stogner	0	3	0	0-0	1-0	8-4
64	Joe Powell	52	May 14	North Alabama	Howard	2	6	2	0-0	2-2	8-4
65	Joe Powell	52	May 14	North Alabama	Agosto	1	8	1	0-1	6-4	8-4
66	Amani Larry	53	May 16	Missouri	Jacobi	0	2	1	2-2	0-0	4-3
67	Bryce Chance	53	May 16	Missouri	Lohse	0	5	1	0-2	2-1	4-3
68	Hunter Hines	54	May 17	Missouri	Mayer	0	2	0	1-0	0-0	8-2
69	Amani Larry	54	May 17	Missouri	Rustad	2	5	2	0-1	4-1	8-2
70	Amani Larry	54	May 17	Missouri	Rustad	0	8	0	0-0	7-2	8-2
71	Joe Powell	55	May 18	Missouri	Lunceford	0	6	0	0-2	2-2	3-4
72	Connor Hujak	56	May 21	Ole Miss	Doyle	1	2	2	0-0	0-1	2-1
73	David Mershon	57	May 22	#4 Texas A&M	Wilson	1	3	0	0-0	1-0	5-3

\* - leadoff homerun

## 2024 HOW IT WAS WON

Below is a chart representing how the eventual game-winning run was recorded for Mississippi State in 2024

<i>Gm</i>	<i>Opponent</i>	<i>Final</i>	<i>Player</i>	<i>Inn.</i>	<i>Outs</i>	<i>Play</i>	<i>Score at Time</i>
1.	Air Force	8-4	Bryce Chance	7	1	Home Run	3-4
2.	Air Force	10-2	Hunter Hines	5	1	Single	2-2
3.	Georgia Southern	5-1	Dylan Cupp	2	0	Single	0-0
4.	Georgia Southern	10-2	Bryce Chance	5	1	Double	0-1
5.	Jackson State	19-6	Joe Powell	3	1	Double	5-5
6.	Mount St. Mary's	12-2	Logan Kohler	6	0	Single	2-1
7.	Mount St. Mary's	7-2	Amani Larry	2	1	Sac Fly	2-0
8.	Mount St. Mary's	6-0	Johnny Long	2	0	Sac Bunt	0-0
9.	Southern Miss	5-4	Dakota Jordan	7	2	Home Run	4-4
10.	Evansville	5-2	Dakota Jordan	3	0	Home Run	0-0
11.	Evansville	8-3	Dylan Cupp	4	2	Double	3-0
12.	Evansville	13-3	Connor Hujsak	1	2	Home Run	2-0
13.	New Orleans	2-1	Aaron Downs	11	0	Single	1-1
14.	#2 LSU	10-4	Johnny Long	5	2	Single	4-3
15.	#2 LSU	15-5	Dakota Jordan	5	1	Home Run	3-3
16.	Memphis	17-9	Dakota Jordan	5	2	Hit by Pitch	9-9
17.	#7 Texas A&M	5-1	Hunter Hines	5	1	Home Run	0-1
18.	Samford	9-5	Bryce Chance	10	1	Home Run	5-5
19.	#6 Florida	12-2	Johnny Long	4	2	Single	3-1
20.	Georgia	6-1	Amani Larry	3	0	Home Run	1-0
21.	Georgia	9-8	Bryce Chance	8	1	Sac Fly	8-8
22.	Ole Miss	8-0	Logan Kohler	5	1	Ground Out	0-0
23.	Alcorn State	11-0	Dakota Jordan	1	0	Single	0-0
24.	Auburn	8-1	Bryce Chance	4	1	Home Run	1-1
25.	Auburn	3-1	Amani Larry	4	2	Single/Error	1-0
26.	Auburn	4-3	Connor Hujsak	8	2	Single	3-3
27.	Memphis	6-4	Dakota Jordan	3	0	Home Run	2-2
28.	#11 Vanderbilt	7-4	Hunter Hines	6	0	Home Run	2-0
29.	#11 Vanderbilt	8-7	Hunter Hines	9	2	Home Run	6-7
30.	Ole Miss	5-1	Logan Kohler	8	1	Fielder's Choice	1-1
31.	#23 Alabama	13-3	David Mershon	2	2	Single	3-0
32.	#23 Alabama	8-1	David Mershon	3	2	Home Run	1-1
33.	#5 Arkansas	8-5	Dakota Jordan	4	0	Home Run	4-0
34.	North Alabama	8-4	Joe Powell	6	2	Home Run	2-2
35.	Missouri	4-3	Joe Powell	6	2	Double	3-2
36.	Missouri	8-2	Joe Powell	4	1	Sac Fly	2-1
37.	Ole Miss	2-1	Connor Hujsak	9	2	Home Run	0-1
38.	#4 Texas A&M	5-3	Connor Hujsak	9	2	Single	3-3





## SERIES STATS

### BATTING

	AVG	AB	R	H	RBI	2B	3B	HR	BB	K
Air Force	.297	101	20	30	16	8	1	3	13	20
Austin Peay	.164	61	12	10	12	1	0	1	19	17
Georgia Southern	.327	101	19	33	17	5	0	0	11	18
Jackson State	.452	31	19	14	19	3	1	1	10	4
Mount St. Mary's	.292	89	25	26	21	7	1	1	15	22
vs. Southern Miss	.219	32	5	7	5	3	0	1	3	12
Evansville	.337	98	26	33	25	7	0	5	21	16
vs. South Alabama	.286	35	5	10	5	3	0	2	5	3
vs. New Orleans	.229	35	2	8	2	0	0	1	8	3
LSU	.363	113	33	41	30	7	0	5	17	20
Memphis	.381	42	17	16	15	3	1	3	10	4
at Texas A&M	.216	102	9	22	9	2	0	2	7	33
at Samford	.282	49	9	11	8	2	0	3	5	9
at Florida	.267	101	21	27	21	3	0	5	16	28
Central Arkansas	.172	29	6	5	6	0	0	1	9	4
Georgia	.237	93	17	22	13	3	0	3	12	34
at Ole Miss	.210	105	19	22	17	3	0	4	14	29
Alcorn State	.409	22	11	9	9	1	1	0	12	4
Auburn	.345	87	15	30	12	6	0	1	13	14
at Memphis	.273	33	6	9	6	3	0	1	7	7
at Vanderbilt	.210	100	15	21	15	5	0	5	8	27
vs. Ole Miss	.324	34	5	11	5	1	0	0	4	5
Alabama	.351	94	26	33	26	3	0	9	12	15
at Arkansas	.274	105	19	29	18	6	0	5	25	35
North Alabama	.323	31	8	10	8	2	0	3	6	7
Missouri	.265	98	15	26	15	5	1	6	8	22
SEC Tournament	.187	134	15	25	14	5	1	2	9	41
NCAA Charlottesville Regional										

### PITCHING

	ERA	W-L	SV	IP	H	R	ER	BB	SO	2B	3B	HR	B/AVG
Air Force	2.33	2-1	1	27.0	20	9	7	9	36	5	0	2	.206
Austin Peay	8.00	0-2	0	18.0	24	16	16	5	22	4	0	4	.333
Georgia Southern	4.33	2-1	0	27.0	25	14	13	11	36	2	0	2	.245
Jackson State	7.71	1-0	0	7.0	7	6	6	2	11	1	0	2	.259
Mount St. Mary's	1.00	3-0	0	27.0	18	4	3	8	37	1	0	0	.189
vs. Southern Miss	3.00	1-0	1	9.0	6	4	3	3	9	0	0	1	.194
Evansville	2.77	3-0	1	26.0	21	8	8	10	29	4	1	3	.216
vs. South Alabama	6.00	0-1	0	9.0	8	6	6	5	15	2	0	0	.242
vs. New Orleans	0.00	1-0	0	11.0	5	1	0	5	13	2	1	0	.132
LSU	6.23	2-1	0	26.0	25	18	18	23	27	5	0	7	.250
Memphis	6.00	1-0	0	9.0	11	9	8	2	10	2	0	1	.306
at Texas A&M	4.68	1-2	0	25.0	22	13	13	6	21	5	0	5	.242
at Samford	4.50	1-0	0	10.0	9	5	5	6	12	4	0	1	.250
at Florida	4.56	1-2	0	25.2	18	13	13	16	27	2	0	3	.196
Central Arkansas	7.00	0-1	0	9.0	8	7	7	5	7	2	0	1	.235
Georgia	3.00	2-1	1	27.0	25	12	9	8	28	4	0	3	.240
at Ole Miss	7.67	1-2	0	27.0	33	24	23	14	25	7	0	4	.289
Alcorn State	0.00	1-0	0	7.0	3	0	0	0	14	1	0	0	.125
Auburn	1.50	3-0	1	24.0	14	5	4	10	29	1	0	1	.163
at Memphis	4.00	1-0	1	9.0	8	4	4	3	13	1	1	0	.250
at Vanderbilt	4.85	2-1	2	26.0	21	15	14	8	27	6	0	4	.214
vs. Ole Miss	1.00	1-0	0	9.0	5	1	1	5	14	0	0	1	.161
Alabama	4.68	2-1	0	25.0	29	14	13	7	29	3	0	3	.282
at Arkansas	6.84	1-2	1	25.0	27	21	19	8	20	5	0	6	.270
North Alabama	4.00	1-0	0	9.0	8	4	4	1	11	3	0	1	.229
Missouri	2.67	2-1	1	27.0	19	9	8	10	35	2	0	6	.192
SEC Tournament	3.25	2-2	1	36.0	25	14	13	15	42	5	0	2	.200
NCAA Charlottesville Regional													

## BIG INNING FOR MISSISSIPPI STATE

Opponent	Date	Inn.	Runs	Res.
Air Force	Feb. 18	5	5	W, 10-2
Austin Peay	Feb. 21	1	5	L, 13-10
Georgia Southern	Feb. 25	7	5	W, 10-2
Jackson State	Feb. 27	3	13	W, 19-6
Mount St. Mary's	Feb. 29	8	7	W, 12-2
Evansville	March 10	1	5	W, 13-3
South Alabama	March 12	4	5	L, 6-5
#2 LSU	March 17	6	5	W, 15-5
Memphis	March 19	5	7	W, 17-9
#7 Texas A&M	March 22	5	5	W, 5-1
#6 Florida	March 30	4	5	W, 12-2
Ole Miss	April 12	6	7	W, 8-0
#11 Vanderbilt	April 28	3	5	W, 8-7
#23 Alabama	May 3	4	6	W, 13-3
#5 Arkansas	May 12	2	5	L, 9-6
#1 Tennessee	May 24	5	5	L, 6-5

*Big inning = 5 or more runs*

## BIG INNING FOR OPPONENTS

Opponent	Date	Inn.	Runs	Res.
Memphis	March 19	5	5	W, 17-9
Texas A&M	March 21	5	5	L, 6-3
Central Arkansas	April 2	3	5	L, 7-6
Georgia	April 7	3	5	W, 8-7
Ole Miss	April 14	7	6	L, 14-2
#11 Vanderbilt	April 28	6	6	W, 8-7

*Big inning = 5 or more runs*

## PITCHING STATS

### PITCHING (STARTERS)

Date	Opp.	IP	H	R	ER	BB	K
2/16	Air Force	4.0	6	2	1	2	4
2/17	Air Force	7.0	3	1	1	0	11
2/18	Air Force	4.0	2	1	1	2	8
2/20	Austin Peay	2.0	3	1	1	0	4
2/21	Austin Peay	2.2	4	4	4	3	1
2/23	Georgia Southern	6.2	4	0	0	1	10
2/24	Georgia Southern	2.1	6	7	7	1	3
2/25	Georgia Southern	5.0	1	1	1	2	7
2/27	Jackson State	1.1	3	5	5	2	2
2/29	Mount St. Mary's	7.0	4	1	1	0	8
3/2	Mount St. Mary's-1	6.0	6	0	0	1	9
3/2	Mount St. Mary's-2	6.2	2	0	0	4	10
3/5	vs. Southern Miss (1)	1.0	3	4	3	2	1
3/8	Evansville	6.1	7	2	2	1	10
3/9	Evansville	6.0	1	0	0	2	3
3/10	Evansville	6.0	5	3	3	3	10
3/12	vs. South Alabama (2)	3.0	2	0	0	0	6
3/13	vs. New Orleans (2)	2.0	1	0	0	0	2
3/15	LSU*	3.0	5	3	3	2	1
3/16	LSU*	2.0	5	5	5	1	1
3/17	LSU*	5.0	5	3	3	5	6
3/19	Memphis	3.0	3	3	2	1	4
3/21	at Texas A&M*	4.0	2	2	2	0	4
3/22	at Texas A&M*	6.2	5	1	1	3	5
3/23	at Texas A&M*	5.2	7	5	5	1	4
3/26	at Samford	2.0	1	1	1	3	3
3/29	at Florida*	6.0	3	2	2	2	8
3/30	at Florida*	7.0	5	2	2	2	8
3/31	at Florida*	2.1	1	1	1	2	1
4/2	Central Arkansas	2.0	2	0	0	0	1
4/5	Georgia*	6.2	5	1	0	2	7
4/6	Georgia*	5.0	5	2	2	0	8
4/7	Georgia*	0.1	1	0	0	0	0
4/12	at Ole Miss*	8.0	3	0	0	0	9
4/13	at Ole Miss*	3.0	4	3	3	1	3
4/14	at Ole Miss*	2.0	5	3	3	0	2
4/16	Alcorn State	3.0	1	0	0	0	5
4/19	Auburn*	7.0	6	1	0	2	11
4/21	Auburn-1*	6.2	3	1	1	3	5
4/21	Auburn-2*	3.0	1	3	3	3	3
4/23	at Memphis	2.0	3	2	2	1	3
4/26	at Vanderbilt*	7.1	5	4	4	1	6
4/27	at Vanderbilt*	5.0	2	1	1	2	6
4/28	at Vanderbilt*	5.1	5	4	4	1	11
5/1	vs. Ole Miss (1)	4.0	4	1	1	0	5
5/3	Alabama*	5.0	7	3	3	3	6
5/4	Alabama*	7.0	7	1	1	0	8
5/5	Alabama*	2.0	2	4	4	3	1
5/10	at Arkansas*	7.0	6	4	4	0	6
5/11	at Arkansas*	4.1	4	4	2	3	1
5/12	at Arkansas*	4.0	3	1	1	0	4
5/14	North Alabama	2.0	0	0	0	0	2
5/16	Missouri*	6.0	5	3	3	1	8
5/17	Missouri*	7.0	3	2	2	1	9
5/18	Missouri*	3.0	2	2	1	3	5
5/21	vs. Ole Miss (3)	8.0	3	1	1	0	13
5/22	vs. Texas A&M (3)	5.0	3	3	3	2	4
5/23	vs. Vanderbilt (3)	6.0	5	3	3	1	10
5/24	vs. Tennessee (3)	3.1	5	2	2	2	2
5/31	vs. St. John's (4)						
<b>2024 Totals</b>		<b>265.2</b>	<b>215</b>	<b>119</b>	<b>111</b>	<b>84</b>	<b>318</b>

\* - Southeastern Conference game

(1) - Trustmark Park; Pearl, Miss. | (2) - Shuckers Ballpark; Biloxi, Miss. | (3) - SEC Tourney

(4) - NCAA Tournament

## SEC SWEEPS

### MSU at HOME VS.

Alabama	April 12-14, 2019
Arkansas	April 20-21, 2018
Auburn	April 19-21, 2024
Florida	May 17-19, 2018
Georgia	April 26-28, 2019
Kentucky	April 1-3, 2021
LSU	April 20-21, 1985
Ole Miss	May 18-19, 2002
Missouri	May 5-7, 2016
South Carolina	Never
Tennessee	March 24-26, 2017
Texas A&M	April 30-May 1, 2021
Vanderbilt	March 11-12, 2000

### MSU ON THE ROAD VS.

Alabama	May 20-22, 2021
Arkansas	March 21-23, 2003
Auburn	April 9-11, 2021
Florida	Never
Georgia	March 28-30, 1997
Kentucky	April 1-3, 1994
LSU	April 18-19, 1981
Missouri	April 18-20, 2014
Ole Miss	May 10-12, 2019
South Carolina	Never
Tennessee	May 6-8, 2011
Texas A&M	April 12-14, 2013
Vanderbilt	April 20-21, 1991

### PITCHING (BULLPEN)

Date	Opp.	IP	H	R	ER	BB	K
2/16	Air Force	5.0	4	2	2	0	5
2/17	Air Force	2.0	1	2	2	4	2
2/18	Air Force	5.0	4	1	0	1	8
2/20	Austin Peay	7.0	5	2	2	0	9
2/21	Austin Peay	6.1	12	9	9	2	8
2/23	Georgia Southern	2.1	2	1	1	0	5
2/24	Georgia Southern	6.2	6	4	3	3	7
2/25	Georgia Southern	4.0	6	1	1	4	4
2/27	Jackson State	5.2	4	1	1	0	9
2/29	Mount St. Mary's	2.0	2	1	1	1	4
3/2	Mount St. Mary's-1	3.0	2	2	1	1	3
3/2	Mount St. Mary's-2	2.1	2	0	0	0	3
3/5	vs. Southern Miss (1)	8.0	3	0	0	1	8
3/8	Evansville	2.2	4	0	0	1	2
3/9	Evansville	3.0	4	3	3	2	3
3/10	Evansville	2.0	0	0	0	1	1
3/12	vs. South Alabama (2)	6.0	6	6	6	5	9
3/13	vs. New Orleans (2)	9.0	4	1	0	5	11
3/15	LSU*	6.0	1	1	1	3	8
3/16	LSU*	7.0	6	4	4	11	7
3/17	LSU*	3.0	3	2	2	1	4
3/19	Memphis	6.0	8	6	6	1	6
3/21	at Texas A&M*	4.0	6	4	4	1	3
3/22	at Texas A&M*	2.1	0	0	0	1	3
3/23	at Texas A&M*	2.1	2	1	1	0	2
3/26	at Samford	8.0	8	4	4	3	9
3/29	at Florida*	2.2	5	5	5	5	2
3/30	at Florida*	2.0	1	0	0	1	3
3/31	at Florida*	5.2	3	3	3	3	5
4/2	Central Arkansas	7.0	6	7	7	5	6
4/5	Georgia*	2.1	0	0	0	1	2
4/6	Georgia*	4.0	3	1	1	2	2
4/7	Georgia*	8.2	11	8	6	2	9
4/12	at Ole Miss*	1.0	0	0	0	0	2
4/13	at Ole Miss*-	8.2	10	7	6	9	5
4/14	at Ole Miss*	4.1	11	11	11	4	4
4/16	Alcorn State	4.0	2	0	0	1	9
4/19	Auburn*	2.0	2	0	0	0	4
4/21	Auburn-1*	0.1	1	0	0	0	0
4/21	Auburn-2*	5.0	1	0	0	2	6
4/23	at Memphis	7.0	5	2	2	2	10
4/26	at Vanderbilt*	0.2	0	0	0	0	0
4/27	at Vanderbilt*	4.0	6	3	2	1	3
4/28	at Vanderbilt*	3.2	3	3	3	3	1
5/1	vs. Ole Miss (1)	5.0	1	0	0	5	9
5/3	Alabama*	2.0	2	0	0	0	4
5/4	Alabama*	2.0	1	0	0	0	0
5/5	Alabama*	7.0	10	6	5	1	10
5/10	at Arkansas*	1.0	4	3	3	1	1
5/11	at Arkansas*	4.2	5	1	1	1	5
5/12	at Arkansas*	4.0	5	8	8	3	3
5/14	North Alabama	7.0	8	4	4	1	9
5/16	Missouri*	3.0	2	0	0	2	4
5/17	Missouri*	2.0	2	0	0	1	1
5/18	Missouri*	6.0	5	2	2	2	5
5/21	vs. Ole Miss (3)	1.0	0	0	0	2	1
5/22	vs. Texas A&M (3)	4.0	2	0	0	1	3
5/23	vs. Vanderbilt (3)	3.0	2	1	1	2	5
5/24	vs. Tennessee (3)	5.2	5	4	3	5	4
5/31	vs. St. John's (4)						
<b>2024 Totals</b>		<b>251.0</b>	<b>229</b>	<b>137</b>	<b>127</b>	<b>122</b>	<b>283</b>

\* - Southeastern Conference game

(1) - Trustmark Park; Pearl, Miss. | (2) - Shuckers Ballpark; Biloxi, Miss. | (3) - SEC Tourney

(4) - NCAA Tournament



## SEC UPDATE

### Standings

Western Division											
	SEC	Pct.	GB	Division	Overall	Pct.	Home	Away	Neutral	L10	Streak
Arkansas	20-10	.667	--	12-6	43-14	.754	33-3	7-8	3-3	3-7	L3
Texas A&M	19-11	.633	1.0	11-7	44-13	.772	32-3	9-8	3-2	5-5	L2
Mississippi State	17-13	.567	3.0	10-8	38-21	.644	25-9	8-9	5-3	6-4	L2
Alabama	13-17	.433	7.0	9-9	33-22	.600	22-8	8-12	3-2	5-5	L1
LSU	13-17	.433	7.0	9-9	40-21	.656	27-9	6-11	7-1	8-2	L1
Ole Miss	11-19	.367	9.0	7-11	27-29	.482	19-12	7-15	1-2	2-8	L6
Auburn	8-22	.267	12.0	5-13	27-26	.509	17-12	6-13	4-1	6-4	L1
Eastern Division											
	SEC	Pct.	GB	Division	Overall	Pct.	Home	Away	Neutral	L10	Streak
Tennessee	22-8	.733	--	14-4	50-11	.820	35-3	9-6	6-2	8-2	W4
Kentucky	22-8	.733	--	11-7	40-14	.741	21-6	16-5	3-3	6-4	L1
Georgia	17-13	.567	5.0	10-8	39-15	.722	29-5	8-9	2-1	7-3	L3
Vanderbilt	13-17	.433	9.0	7-11	38-21	.644	27-8	4-12	7-1	5-5	L1
Florida	13-17	.433	9.0	6-12	28-27	.509	19-13	9-12	0-2	5-5	L1
South Carolina	13-17	.433	9.0	10-11	35-22	.614	22-10	9-10	4-2	3-7	L1
Missouri	9-21	.300	13.0	6-12	23-32	.418	15-16	7-14	1-2	4-6	W1

### Schedule/Results

all times central

#### NCAA REGIONALS - MAY 31 - JUNE 3

##### Friday, May 31

**Athens Regional** - Georgia, UNC Wilmington, Georgia Tech, Army  
Army at Georgia 12 p.m. [ESPN+]

**Tallahassee Regional** - Florida State, Alabama, UCF, Stetson  
Alabama vs. UCF 5 p.m. [ESPN+]

**Fayetteville Regional** - Arkansas, Louisiana Tech, Kansas State, SEMO  
SEMO at Arkansas 2 p.m. [ESPN+]

**Stillwater Regional** - Oklahoma State, Nebraska, Florida, Niagara  
Florida vs. Nebraska 2 p.m. [ESPN+]

**Lexington Regional** - Kentucky, Indiana State, Illinois, Western Michigan  
Western Michigan at Kentucky 11 a.m. [SECN/ESPN+]

**Chapel Hill Regional** - North Carolina, LSU, Wofford, Long Island  
LSU vs. Wofford 11 a.m. [ESPNU/SECN+]

**Charlottesville Regional** - Virginia, Mississippi State, St. John's, Penn  
Mississippi State vs. St. John's 6 p.m. [ESPN+]

**Raleigh Regional** - NC State, South Carolina, James Madison, Bryant  
South Carolina vs. James Madison 1 p.m. [ESPN+]

**Knoxville Regional** - Tennessee, Southern Miss, Indiana, Northern Kentucky  
Northern Kentucky at Tennessee 6 p.m. [SECN]

**Bryan-College Station Regional** - Texas A&M, Texas, UL-Lafayette, Grambling  
Grambling at Texas A&M 12 p.m. [SECN+]

**Clemson Regional** - Clemson, Vanderbilt, Coastal Carolina, High Point  
Vanderbilt vs. Coastal Carolina 11 a.m. [ESPN2]

## WEEK-BY-WEEK POLLS

Week	BA	D1	BW	PG	USA	RPI
Preseason	NR	NR	RV	NR	NR	--
Week 1	NR	NR	RV	NR	--	--
Week 2	NR	NR	NR	NR	NR	--
Week 3	NR	NR	RV	NR	NR	192
Week 4	NR	NR	RV	NR	NR	89
Week 5	16	21	24	NR	RV	60
Week 6	17	21	23	NR	23	49
Week 7	19	23	RV	NR	RV	45
Week 8	15	22	23	23	23	48
Week 9	NR	NR	RV	NR	RV	49
Week 10	NR	NR	RV	NR	RV	40
Week 11	23	16	18	23	21	24
Week 12	12	14	15	20	15	19
Week 13	15	16	18	23	16	16
Week 14	14	15	16	22	16	22
Week 15	15	17	20	23	19	25

BA - Baseball America, D1 - D1Baseball, BW - National Collegiate Baseball Writers Association, PG - Perfect Game, USA - USA Today Coaches Poll, RPI - NCAA RPI

(--)- No poll/RPI released by the publication.

## IN THE POLLS

Baseball America		D1Baseball		NCBWA		Perfect Game		USA Today/Coaches	
1. Tennessee	50-11	1. Tennessee	50-11	1. Tennessee	50-11	1. Tennessee	50-11	1. Tennessee	50-11
2. Kentucky	40-14	2. Kentucky	40-14	2. Kentucky	40-14	2. Kentucky	40-14	2. Kentucky	40-14
3. North Carolina	42-13	3. Clemson	41-14	3. Texas A&M	44-13	3. Arkansas	43-14	3. Texas A&M	44-13
4. Texas A&M	45-13	4. Texas A&M	44-13	4. North Carolina	42-13	4. Oregon State	42-14	4. Arkansas	43-14
5. Arkansas	43-14	5. Arkansas	43-14	5. Arkansas	43-14	5. Georgia	39-15	5. North Carolina	42-13
6. Oregon State	42-14	6. North Carolina	42-13	6. Clemson	41-14	6. North Carolina	42-13	6. Clemson	41-14
7. NC State	33-20	7. Oregon State	42-14	7. Florida State	42-15	7. Wake Forest	38-20	7. Oregon State	42-14
8. Georgia	40-14	8. Oklahoma	37-19	8. Oregon State	42-14	8. Texas A&M	44-13	8. Florida State	42-15
9. Wake Forest	38-20	9. Florida State	42-15	9. Georgia	39-15	9. Clemson	41-14	9. Georgia	39-15
10. Clemson	40-14	10. Georgia	39-15	10. Duke	39-18	10. UC Santa Barbara	42-12	10. Duke	39-18
11. Duke	39-18	11. NC State	33-20	11. Virginia	41-15	11. Florida State	42-15	11. Oklahoma	37-19
12. Florida State	42-15	12. Duke	39-18	12. Oklahoma State	40-17	12. UC Irvine	43-12	12. East Carolina	43-15
13. East Carolina	43-15	13. UC Santa Barbara	42-12	13. East Carolina	43-15	13. Duke	39-18	13. Virginia	41-15
14. Virginia	40-15	14. East Carolina	43-15	14. Oklahoma	37-19	14. Indiana State	42-13	14. Oklahoma State	40-17
15. Mississippi State	38-21	15. Arizona	36-15	15. NC State	33-20	15. Virginia	41-15	15. NC State	33-20
16. Oklahoma State	40-17	16. Oklahoma State	40-17	16. UC Santa Barbara	42-12	16. East Carolina	43-15	16. UC Santa Barbara	42-12
17. Oklahoma	37-19	17. Mississippi State	38-21	17. UC Irvine	43-12	17. San Diego	40-13	17. Wake Forest	38-20
18. UC Santa Barbara	42-12	18. Virginia	41-15	18. Wake Forest	38-20	18. Texas	35-22	18. UC Irvine	43-12
19. Arizona	36-21	19. Wake Forest	38-20	19. Arizona	36-21	19. Oklahoma State	40-17	19. Mississippi State	38-21
20. UC Irvine	43-12	20. Indiana State	42-13	20. Mississippi State	38-21	20. Oklahoma	37-19	20. Arizona	36-21
21. Louisiana	40-18	21. UC Irvine	43-12	21. Dallas Baptist	44-13	21. Alabama	33-22	21. Indiana State	42-13
22. Southern Miss	41-18	22. Louisiana	40-18	22. Indiana State	42-13	22. NC State	33-20	22. Dallas Baptist	44-13
23. Dallas Baptist	44-13	23. Southern Miss	41-18	23. LSU	40-22	23. Mississippi State	38-21	23. Louisiana	40-18
24. Indiana State	42-13	24. LSU	40-21	24. Southern Miss	41-18	24. UNCW	39-19	24. Southern Miss	41-18
25. Nebraska	39-20	25. Dallas Baptist	44-13	25. San Diego	40-13	25. Dallas Baptist	44-13	25. Nebraska	39-20

2024 Scheduled Opponents in Bold



# NCAA CHARLOTTESVILLE REGIONAL BRACKET



## 2024 NCAA Division I Baseball Championship Charlottesville Regional May 31 - June 3, 2024

1 Virginia (41-15)

### Game 1

Friday, May 31  
12 p.m.  
ESPN+

4 Penn (24-23)

### Game 4

Saturday, June 1  
6 p.m.  
TBD

3 St. John's (NY) (37-16-1)

### Game 2

Friday, May 31  
7 p.m.  
ESPN+

2 Mississippi St. (38-21)

### Game 6

Sunday, June 2  
6 p.m.  
TBD

### Game 5

Sunday, June 2  
12 p.m.  
TBD

### Game 7

(if necessary)  
Monday, June 3  
TBD  
TBD

Regional Champion

### Game 3

Saturday, June 1  
12 p.m.  
TBD

\*Home team

All times are local and subject to change.

© 2024 National Collegiate Athletic Association. No commercial use without the NCAA's written permission.



## HEAD COACH CHRIS LEMONIS

Since arriving in Starkville, Chris Lemonis has guided the Bulldogs to unparalleled success, including capturing Mississippi State's first national championship in 2021. He is the first Division I head coach to reach the College World Series in his first two full seasons as head coach of a program in the Super Regional era (since 1999).

In five seasons at MSU, Lemonis has compiled a 167-93 record (.642 winning percentage) and taken his program to two College World Series appearances. In his first two complete seasons at the helm of the Bulldogs, Lemonis has won 50-plus games, posting a 52-15 record in 2019 and a 50-18 mark in 2021. Lemonis notched his 100th win at MSU in his first 130 games. He is the fastest head coach in program history to reach the 100-win mark.

Lemonis led Mississippi State to its first-ever national championship in 2021 and was named the National Coach of the Year by Baseball America following a 50-18 campaign and an impressive 10-3 showing in the NCAA Tournament. He became the fourth person picked as Baseball America's National Coach of the Year as both an assistant and head coach.

The 18th head coach in the program's storied history, a journey of nearly 40 years came full circle when he was introduced on June 25, 2018, on Adkerson Plaza inside Dudy Noble Field. The son of a 1973 State graduate, Lemonis resided in Starkville as a child and now leads one of the perennial powerhouses in college baseball.

In 2023, Lemonis saw freshman outfielder Dakota Jordan earn Freshman All-American honors by Perfect Game. Awards continued to roll in as Hunter Hines and Colton Ledbetter earned ABCA All-Region honors. Hines also picked up First Team All-SEC honors, and Jordan was named to the All-SEC Freshman team. During the season, the Dawgs hit the fourth most homers in program history with 91, and freshman Ross Highfill became the first player since 2017 to hit three homers in a single game.

Following the 2022 season, Lemonis and the Bulldogs had six players drafted in the MLB Draft, increasing his total to 25 during his time in Starkville. He has extended his streak of having a first-round pick drafted as Landon Sims went early in the 2022 MLB Draft. Not only did the Bulldogs have success in the MLB Draft, but RJ Yeager was named Third Team All-American by the ABCA, NCBWA and Collegiate Baseball Newspapers. Hunter Hines earned Freshman All-American honors by Collegiate Baseball, NCBWA and D1 Baseball.

In 2021, the Bulldogs had five players drafted from their national championship squad, while a total of 19 players have been drafted by Major League Baseball during Lemonis' time in Starkville, including at least one first rounder in each year of his tenure. For the second straight full season, the Mississippi State baseball program saw a pair of student-athletes honored as All-Americans by the American Baseball Coaches Association in Tanner Allen and Landon Sims.

In his first season at the helm of the Diamond Dawgs, Lemonis became the winningest first-year head coach in SEC history and in the process led the 2019 edition to the second-most victories in program history at 52 (54; 1989). The 40 victories over MSU's first 50 games marked the third-most in the first 50 games of a season in program history and set the tone for State's second-straight trip to the College World Series.

Lemonis became one of just three SEC head coaches to advance to the College World Series in their inaugural season in the conference, joining Jake Gibbs (Ole Miss, 1972) and fellow Diamond Dawg skipper Pat McMahon (Mississippi State, 1998).

Four Diamond Dawgs earned All-American honors during Lemonis' first season, while left-handed pitcher Ethan Small was tabbed National Pitcher of the Year (College Baseball Foundation; American Baseball Coaches Association) and right-handed pitcher JT Ginn earned the National Freshman of the Year honor (Collegiate Baseball, Perfect Game). Ginn and Small each earned specialty awards from the SEC, as well, grabbing the conference's Freshman and Pitcher of the Year, respectively.

A school-record-tying 11 Diamond Dawgs heard their names called in the 2019 Major League Baseball First Year Player Draft, including three taken in the first 10 rounds. Small became the 15th Diamond Dawg taken in the first round of the MLB Draft, while SEC career hits leader Jake Mangum (4th; New York Mets) and

Colby White (6th; Tampa Bay) each went in the first 10 rounds. The 11 selections were No. 3 nationally in 2019.

Owning a head coaching record of 308-184-2, Lemonis was also a part of nearly 800 wins as an assistant coach and three trips to the College World Series. During his time at Indiana, Lemonis' teams averaged 35.3 wins per season, including a 40-win campaign during his final season in Bloomington. He averaged 39.2 victories per year during his career in an assistant role (784 wins), bolstered by a 44.9 wins-per-season average at Louisville. The Cardinals were college baseball's winningest program during that eight-year span and made the program's first three trips to Omaha.

Lemonis not only understands what it takes to get to Omaha as a coach but also as a player. A 1992 graduate of The Citadel, Lemonis added a 1990 appearance in the College World Series as a student-athlete. The appearance makes the Bulldogs one of just three schools in Southern Conference history and only current member of the conference to advance to Omaha.

One of the top recruiters and player development coaches in the country, Lemonis has seen success at every coaching stop. After helping his alma mater, The Citadel, to five NCAA Regional appearances in 12 seasons as an assistant coach, Lemonis joined college teammate Dan McDonald's staff at Louisville and quickly turned the Cardinals into an Omaha contender.

After helping Louisville to seven postseason berths in eight years, the 2013 American Baseball Coaches Association/Baseball America Assistant Coach of the Year headed to Indiana to take his first head coaching job with the Hoosier program in 2015.

In each of his head coaching stops, Lemonis has led his team to the NCAA postseason in his first season at the helm. He helped the Hoosiers into the NCAA Tournament field during his initial season in Bloomington, before he guided Mississippi State to the College World Series in 2019 – his first season in Starkville.

Overall, Lemonis enters his 29th season as a collegiate coach in 2023, making two College World Series appearance as a head coach, taking three trips to Omaha as an assistant, earning 17 NCAA tournament berths and aiding in five 50-win seasons. His pupils have earned 35 All-America honors, 18 Freshman All-America laurels and 94 have signed professional baseball contracts, with 18 getting the call up to Major League Baseball.

Widely regarded as one of the elite recruiters and developers of talent in all of college baseball, a total of 100 student-athletes have been selected in the Major League Baseball Draft under Lemonis' watch, with 18 of those reaching the highest level of professional baseball.

Since arriving at Louisville for the 2006-07 academic year, Lemonis has been a part of 14 nationally ranked recruiting classes, including his first three classes at Mississippi State. His initial Diamond Dawgs recruiting class was tabbed as the No. 12 class nationally by Baseball America and Perfect Game, while it earned the No. 9 ranking from Collegiate Baseball Newspaper. In 2019, he and his staff brought in another top-10 ranked class, finishing as high as No. 6 by Baseball America.

Over his first four seasons in Starkville, Lemonis has tutored 20 picks in the MLB First Year Player Draft, including four first rounders and two second rounders. Sixteen of Lemonis' Indiana players were taken in the MLB Draft in his final four years in Bloomington and 14 signed professional contracts. He also recruited and coached nine of the Hoosier's school-record 10 MLB Draft choices in 2019.

Along with the second-most single-season victories (52) during the 2019 season, his team also posted the second-best 20-, 30- and 40-game starts (18-2, 25-5, 32-8) in program history. He joined Pat McMahon as the only two Diamond Dawg dugout bosses to lead the program to the College World Series in their initial campaign and his 52 wins were the most by a first-year SEC head coach in the conference's history.

Lemonis and his wife, the former Jill MacEldowney, have two daughters, Marissa and Mackenzie. The Myrtle Beach, South Carolina native earned his Bachelor of Science in physical education from The Citadel in 1992 and received his Master of Arts in sport management in 1994.

He is also no stranger to Starkville, as he resided on campus as a newborn during his father's time as a student at State. His father, Thomas, was a 1973 Mississippi State graduate with a degree in electrical engineering.

## THE LEMONIS FILE

### Personal

<b>Hometown:</b>	Myrtle Beach, South Carolina
<b>Wife:</b>	Jill
<b>Children:</b>	Marissa & Mackenzie
<b>College:</b>	The Citadel, 1992

### Coaching Career

<b>2019-Present:</b>	Mississippi State Head Coach
<b>2015-18:</b>	Indiana Head Coach
<b>2007-14:</b>	Louisville Assistant Coach
<b>2003-06:</b>	The Citadel Associate Head Coach
<b>1995-2002:</b>	The Citadel Assistant Coach

### Lemonis Year-by-Year

#### As a Head Coach

Yr.	School	Record	Postseason
2015	Indiana	35-24	NCAA Regional
2016	Indiana	32-24	--
2017	Indiana	34-24-2	NCAA Regional
2018	Indiana	40-19	NCAA Regional
2019	Mississippi State	52-15	College World Series
2020	Mississippi State	12-4	--
2021	Mississippi State	50-18	National Champions
2022	Mississippi State	26-30	--
2023	Mississippi State	27-26	--
2024	Mississippi State	38-21	NCAA Regional
<b>Totals</b>	<b>10th season</b>	<b>346-205-2</b>	

2021 National Champions

Six NCAA Regionals

Two NCAA Super Regionals

Two NCAA College World Series

\*\* No postseason due to COVID-19

#### As an Assistant Coach

1995	The Citadel	39-21	NCAA Regional
1996	The Citadel	33-26	--
1997	The Citadel	37-21	--
1998	The Citadel	37-24	NCAA Regional
1999	The Citadel	41-20	NCAA Regional
2000	The Citadel	39-20	--
2001	The Citadel	38-24	NCAA Regional
2002	The Citadel	31-26	--
2003	The Citadel	32-25	--
2004	The Citadel	39-28	NCAA Regional
2005	The Citadel	25-34	--
2006	The Citadel	34-27	--
2007	Louisville	47-24	College World Series
2008	Louisville	41-21	NCAA Regional
2009	Louisville	47-18	NCAA Super Regional
2010	Louisville	50-14	NCAA Regional
2011	Louisville	32-29	--
2012	Louisville	41-22	NCAA Regional
2013	Louisville	51-14	College World Series
2014	Louisville	50-17	College World Series
<b>Totals</b>	<b>20 Seasons</b>	<b>784-455</b>	

12 NCAA Regionals

Four NCAA Super Regionals

Three College World Series





## DUDY NOBLE FIELD

### BIOGRAPHY

The largest on-campus facility in college baseball, Dudy Noble Field will see the 58th season of Mississippi State baseball at its current site in 2024. With over 1,700 games played at the venue, the Diamond Dawgs have a .725 winning percentage at the facility, which received a \$68-million upgrade prior to the 2019 season.

The field is named in honor of longtime MSU baseball coach, athletics director and ABCA Hall of Famer Clarke Randolph "Dudy" Noble. On April 27, 1998 the facility was renamed Dudy Noble Field, Polk-DeMent Stadium, honoring another ABCA Hall of Famer, former Bulldog skipper Ron Polk, and the late Gordon DeMent, a successful businessman and longtime fan of the Diamond Dawgs from Indianola, Mississippi.

### The Origin

From 1929 until 1964, Mississippi State hosted its baseball games at the original on-campus venue, Hardy Field, which was located several hundred yards to the south of the Bulldogs' home football venue, Davis Wade Stadium at Scott Field. The baseball field was closed following the 1964 season to make way for the construction of Dorman Hall and for the next two seasons the Diamond Dawgs played their home games at Redbird Park in Columbus, Mississippi, capturing SEC titles both seasons at their temporary home.

The tin-roofed grandstand and 2,000-seat bleachers from the original Dudy Noble Field were transported to the stadium's present site, which became playable for the 1967 season. Since that time, facility enhancements have followed at a steady pace to make the "Carnegie Hall of College Baseball" one of the finest all-around facilities on the road to Omaha. Among with numerous upgrades, the current site has seen two complete demolitions and reconstructions, the latest occurring during a three-year span from 2017-2019 and opening prior to the start of the 2019 campaign.

### Leading the Attendance Boom

With a laundry list of legendary names on its all-time roster, it comes as no surprise that Mississippi State ranks among the nation's attendance leader's year in and year out. The Dudy Noble Field faithful have sold out the reserved seating allotment every season since 1987.

Along with routinely hosting some of the largest crowds in the SEC, 11 of the last 13 three-day Super Bulldog Weekend series have drawn more than 25,000 fans.

MSU eclipsed the 200,000 mark in paid attendance at Dudy Noble Field for six-straight seasons between 2012-17, marking the first such occurrence in the program's history. Over the past two seasons, MSU has eclipsed the 300,000 mark in paid attendance, which had never been done before in back-to-back seasons. In 2013, the Diamond Dawgs' five-millionth fan walked through the turnstiles at Dudy Noble Field. Since home attendance figures were charted starting in 1976, the "Carnegie Hall of College Baseball" has seen 7,616,815 fans rush through the gates.

In 23 of the last 24 seasons, Mississippi State has averaged 6,000 fans per game, including a record average of 11,094 during the 2023 campaign, the second-best mark in the nation. Overall, State has eclipsed the 200,000-fan mark 15 times since 2002, with a school-record 373,784 viewing the 2019 home schedule.

Of the top 25 all-time college baseball on-campus attendances, Dudy Noble Field finds itself on the list 23 times, most notably owning the all-time on-campus attendance record of 16,423 on April 15, 2023. The Bulldogs own 14 of the top 15 marks and 19 of the top 20 marks, in NCAA on-campus history and are the only NCAA baseball program to boast on-campus attendances of 14,000 or more. The five largest NCAA Super Regional crowds have all assembled in Starkville, Mississippi, as well.

From April 14-16, 2023, the Bulldog faithful flooded the gates at Dudy Noble Field to the tune of 43,986 fans for a three-game series versus Ole Miss. The nearly 44,000 fans on the weekend set an NCAA on-campus attendance record for a three-game series.

Dudy Noble Field has ushered in crowds of 10,000 or better 126 times, including 2007 NCAA Super Regional-record draws of 13,715 and 12,620 for nationally-televised, late-morning games against Clemson. In 2019, the first season of the "New Dude," the Diamond Dawgs garnered crowds of 10,000-plus a school-record 10 times.

Mississippi State has hosted 26 postseason events at the facility, including three NCAA District III Tournaments (1973-75), five SEC tournaments (1979, 81, 83, 88 & 95), 16 NCAA Regionals (1979, 84-85, 87-89, 90, 92, 97, 2000, 03, 13, 16, 19 & 21) and four NCAA Super Regionals (2007, 16, 19 & 21).

### The Left Field Lounge™

The aura of Mississippi State baseball at Dudy Noble Field is certainly not confined to the loyal legions in the impressive grandstand, pro-style luxury sky suites or luxurious Left Field Loufts.

In fact, some of the more highly-prized seats at Bulldog baseball games are found beyond the outfield fence in the Left Field Lounge™. Waiting lists greet those seeking to purchase one of the 96 outfield lounges in the iconic two-level outfield tailgate.

Once a colorful assortment of pickup trucks, motor homes, and trailers — most equipped with barbecue grills — lined the outfield fence, completing a circle of humanity at Dudy Noble Field. Now, the permanent lounge spaces are connected to the concourse, allowing everyone to stroll through and experience the iconic lounge culture.

What began in the late 1960s as a popular gathering spot for baseball-loving MSU supporters now forms college baseball's largest tailgate party.

### The "New Dude"

The second demolition at the current site occurred following the 2017 season and the \$68 million facility opened its gates for the 2019 campaign. Architect Wier Boerner Allin, along with consultants Populous and famed stadium architect/State alum Janet Marie Smith designed the project, while construction manager ICM and general contractor JESCO Construction, Inc. oversaw the construction.

Covering 12 acres of land on the Mississippi State University campus, the 230,000 square foot facility carries on Dudy Noble Field's legacy as the "Carnegie Hall of College Baseball." Installation of the second largest scoreboard in college baseball, measuring 43 feet wide by 60 feet high, started the project in 2017. The board, which was the largest in college baseball upon installation, is larger than boards owned by three Major League Baseball teams. The addition of 96 permanent Left Field Lounge rigs encircling the outfield followed during the fall of 2018.

The concourse and lower-level grandstands were in place for the 2018 season, with the Diamond Suites, upper-deck reserved seating area and three unique club areas — Farm Bureau Triple Crown Club, Charlie and Dana Stephenson Omaha Club and The Rooftop Club — were completed prior to the 2019 campaign. The newest version of Dudy Noble Field also features increased restroom facilities and concession points of sale.

The player spaces also received an upgrade, expanding to cover 18,000 square feet underneath the facility. The fully-equipped Bruce and Julie Martin Locker Room includes an embedded equipment room, houses 40 wooden lockers and features an oversized, dimensional halo-lit '85 Script Mississippi State sign suspended overhead in the middle of the room.

The more spacious locker room includes an attached training room with whirlpool and fully-functional fueling station. The Mitch Moreland Hitting Tunnel, which is equipped with HitTrax, and Turner & Gloria Wingo Team Lounge are easily accessed from the home dugout, with the eye-popping player entrance and Hassell H. Franklin Omaha Room greeting players as they enter the facility. The Pat McMahon Pitching Lab is also housed under the stadium, featuring arm care and conditioning equipment, one oversized turf mound with three pitching rubbers and state of the art video equipment.

### TOP-25 CROWDS

Rank	Attendance	Opponent	Date
1.	16,423	* Ole Miss	April 15, 2023
2.	15,586	Ole Miss	April 12, 2014
3.	15,078	Texas A&M	April 16, 2016
4.	14,991	Florida	April 22, 1989
5.	14,739	Ole Miss	April 14, 2023
6.	14,562	Auburn	April 20, 2013
7.	14,385	# Notre Dame	June 12, 2021
8.	14,378	LSU	April 16, 1988
9.	14,320	Arizona State	Feb. 25, 2023
10.	14,273	Alabama	May 4, 2024
11.	14,228	LSU	April 9, 2022
12.	14,077	Alabama	March 26, 2022
13.	13,974	LSU	March 16, 2024
14.	13,971	# Notre Dame	June 13, 2021
15.	13,761	Arkansas	April 25, 1992
16.	13,715	^ Clemson	June 9, 2007
17.	13,691	Kentucky	April 8, 2017
18.	13,617	Georgia	April 8, 2006
19.	13,447	Georgia	April 6, 2024
20.	13,452	^ Arizona	June 11, 2016
21.	13,357	Auburn	April 19, 2024
22.	13,351	Long Beach State	Feb. 19, 2022
23.	13,338	Ole Miss	April 17, 2021
24.	13,224	Ole Miss	April 11, 2014
25.	13,132	^ Stanford	June 8, 2019

\* - NCAA on-campus attendance record

^ - NCAA Regional

# - NCAA Super Regional

**NOTE:** Mississippi State owns 117 crowds of 10,000-plus in the history of the program. The top 10 crowds in Dudy Noble Field history are also the top 10 on-campus crowds in NCAA history.





## 2024 SEASON STATISTICS

Record: 38-21 Home: 25-9 Away: 8-9 Neutral: 5-3 SEC: 17-13

Player	avg	gp-gs	ab	r	h	2b	3b	hr	rbi	tb	slg%	bb	hp	so	gdp	ob%	sf	sh	sb-att	po	a	e	fld%
7 Hujsak, Connor	.350	52-49	183	52	64	13	3	9	48	110	.601	16	14	29	4	.441	0	2	8-9	118	2	1	.992
42 Jordan, Dakota	.339	59-59	221	51	75	14	1	17	63	142	.643	43	4	77	1	.452	2	0	3-4	98	3	0	1.000
3 Mershon, David	.335	54-54	206	53	69	12	2	5	39	100	.485	37	6	38	2	.443	4	3	25-28	80	92	2	.989
38 Chance, Bryce	.281	57-53	199	35	56	11	1	6	34	87	.437	26	6	18	5	.373	5	0	7-10	79	1	0	1.000
8 Larry, Amani	.257	59-59	214	49	55	13	0	8	32	92	.430	35	18	37	5	.400	3	6	11-15	47	49	4	.960
44 Hines, Hunter	.245	59-59	233	39	57	8	0	15	51	110	.472	30	2	73	3	.333	2	0	0-0	351	33	4	.990
40 Kohler, Logan	.242	53-51	178	33	43	8	0	5	30	66	.371	26	6	57	0	.354	2	2	1-2	36	69	6	.946
-----																							
55 Powell, Joe	.289	30-26	83	16	24	3	0	5	18	42	.506	11	1	16	2	.367	3	0	0-0	228	13	1	.996
5 Downs, Aaron	.288	26-20	80	15	23	3	0	0	9	26	.325	12	1	27	3	.387	0	2	0-0	33	0	1	.971
36 Stevens, Nolan	.269	17-6	26	2	7	1	0	1	2	11	.423	1	1	8	1	.321	0	0	0-0	6	8	0	1.000
10 Cupp, Dylan	.258	22-21	66	13	17	4	0	0	13	21	.318	11	1	14	1	.367	1	5	4-4	24	39	5	.926
41 Pulliam, Ethan	.227	27-20	66	7	15	5	0	1	11	23	.348	8	0	13	0	.307	1	0	1-1	21	28	2	.961
13 Chester, Nate	.212	26-8	33	7	7	2	0	0	3	9	.273	10	0	6	1	.395	0	1	0-0	9	14	3	.885
18 Long, Johnny	.196	41-35	112	21	22	0	0	1	12	25	.223	23	7	23	3	.366	0	6	2-2	372	11	0	1.000
46 McKenzie, Jackson	.188	11-3	16	1	3	0	0	0	1	3	.188	3	0	7	0	.316	0	0	0-0	2	1	0	1.000
32 O'Brien, Michael	.125	23-2	8	4	1	0	0	0	1	1	.125	5	0	1	0	.462	0	0	1-1	8	0	0	1.000
43 Spalitta, Steven	.100	8-3	10	0	1	0	0	0	0	1	.100	1	1	3	0	.250	0	0	0-0	12	0	0	1.000
22 Highfill, Ross	.100	4-3	10	1	1	0	0	0	2	1	.100	1	1	4	0	.214	2	0	0-0	0	0	0	.000
15 Dotson, Luke	.000	1-0	1	0	0	0	0	0	0	0	.000	0	0	1	0	.000	0	0	0-0	0	0	2	.000
14 Stephen, Khal	.000	1-0	1	0	0	0	0	0	0	0	.000	0	0	1	0	.000	0	0	0-0	5	3	1	.889
Totals	.277	59	1946	399	540	97	7	73	369	870	.447	299	69	453	31	.388	25	27	63-76	1550	412	36	.982
Opponents	.230	59	1932	256	444	79	3	63	240	718	.372	206	52	601	21	.318	17	16	43-58	1495	529	68	.967

LOB - Team (473), Opp (417). DPs turned - Team (27), Opp (40). CI - Team (0), Opp (1). IBB - Team (20), Jordan 11, Hines 6, Hujsak 2, Mershon 1, Opp (11). Picked off - Hujsak 3, Larry 1, Chance 1, Long 1, Mershon 1, Kohler 1, Downs 1.

### (All games Sorted by Earned run avg)

Player	era	w-l	app	gs	cg	sho	sv	ip	h	r	er	bb	so	2b	3b	hr	b/avg	wp	hp	bk	sfa	sha
48 Auger, Brooks	3.27	1-2	19	4	0	0/0	2	41.1	31	17	15	16	47	6	0	2	.201	2	1	0	1	0
14 Stephen, Khal	3.38	8-3	15	15	0	0/1	0	88.0	69	35	33	21	97	8	0	13	.211	6	6	0	1	0
50 Cijntje, Jurrangelo	3.55	8-2	15	15	0	0/1	0	83.2	63	35	33	29	108	13	0	11	.207	2	12	0	2	2
2 Schuelke, Cam	4.46	4-3	31	0	0	0/1	2	42.1	36	21	21	21	42	11	0	4	.238	0	3	1	2	3
-----																						
28 Haley, Gage	0.00	0-0	1	0	0	0/0	0	2.0	0	0	0	2	2	0	0	0	.000	0	2	0	0	0
19 Miller, Max	0.00	0-0	1	0	0	0/0	0	0.0	0	0	0	1	0	0	0	0		0	0	0	0	0
25 Dohm, Nate	1.23	4-0	8	6	0	0/0	0	29.1	23	5	4	4	37	5	1	0	.217	2	1	0	1	1
45 Davis, Tyler	1.35	5-1	26	0	0	0/0	5	33.1	23	5	5	12	40	6	0	1	.190	0	1	0	0	1
26 Hardin, Tyson	3.09	3-2	24	2	0	0/2	2	35.0	32	15	12	21	34	6	1	1	.254	3	1	1	3	6
30 Loftin, Bradley	3.38	0-0	3	2	0	0/0	0	8.0	7	4	3	1	12	2	0	1	.233	1	1	0	0	0
9 Kohn, Pico	3.63	1-0	8	7	0	0/1	0	22.1	20	10	9	10	27	5	1	1	.238	2	3	0	1	0
31 Ligon, Karson	4.70	1-0	14	2	0	0/1	0	23.0	17	16	12	19	20	2	0	5	.207	3	7	1	1	0
16 Cheatham, Cole	4.70	0-0	9	0	0	0/0	0	7.2	6	5	4	7	6	0	0	0	.194	0	0	0	0	0
36 Stevens, Nolan	4.72	2-3	14	1	0	0/1	0	26.2	27	14	14	8	28	2	0	4	.260	3	4	0	0	0
27 Black, Gavin	6.57	0-0	11	0	0	0/1	0	12.1	13	10	9	8	19	0	0	3	.271	1	2	0	0	2
12 Siary, Evan	7.48	0-3	10	4	0	0/0	0	21.2	28	18	18	6	22	4	0	7	.304	0	2	0	1	0
15 Dotson, Luke	8.25	0-0	11	0	0	0/0	0	12.0	15	11	11	5	19	4	0	0	.294	1	2	0	1	0
6 Forsythe, Logan	10.12	0-1	6	0	0	0/1	0	5.1	4	6	6	3	11	0	0	2	.200	0	1	0	0	0
21 Holcombe, Colby	10.38	1-1	12	1	0	0/1	0	21.2	26	25	25	12	28	5	0	7	.302	0	2	1	3	1
11 Clark, KK	36.00	0-0	2	0	0	0/0	0	1.0	4	4	4	0	2	0	0	1	.500	0	1	0	0	0
Totals	4.15	38-21	59	59	0	3/3	11	516.2	444	256	238	206	601	79	3	63	.230	26	52	4	17	16
Opponents	6.36	21-38	59	59	1	1/0	11	498.1	540	399	352	299	453	97	7	73	.277	60	69	3	25	27

PB - Team (12), Long 9, Powell 2, Spalitta 1, Opp (10). Pickoffs - Team (13), Schuelke 3, Stephen 2, Stevens 2, Dohm 2, Holcombe 1, Powell 1, Long 1, Loftin 1, Opp (9). SBA/ATT - Powell (17-25), Long (20-20), Stephen (6-8), Cijntje (6-7), Kohn (3-6), Holcombe (5-6), Spalitta (5-5), Schuelke (4-5), Ligon (3-4), Loftin (2-3), Dotson (3-3), Hardin (3-3), Stevens (1-3), Auger (1-2), Dohm (1-2), Forsythe (2-2), Haley (1-1), Cheatham (0-1), Siary (1-1), Black (1-1).

## 2024 SOUTHEASTERN CONFERENCE STATISTICS

Record: 17-13 Home: 11-4 Away: 6-9 SEC: 17-13

Player	avg	gp-gs	ab	r	h	2b	3b	hr	rbi	tb	slg%	bb	hp	so	gdp	ob%	sf	sh	sb-att	po	a	e	fld%
7 Hujsak, Connor	.387	24-24	93	27	36	7	0	6	22	61	.656	8	4	10	0	.457	0	0	4-5	67	1	0	1.000
38 Chance, Bryce	.333	29-28	108	17	36	5	1	4	20	55	.509	9	3	7	3	.387	4	0	2-3	36	0	0	1.000
42 Jordan, Dakota	.304	30-30	112	22	34	6	0	5	18	55	.491	20	2	42	0	.418	0	0	0-1	53	0	0	1.000
40 Kohler, Logan	.300	27-27	100	18	30	6	0	5	24	51	.510	6	2	28	0	.349	1	2	0-1	21	38	4	.937
3 Mershon, David	.274	30-30	113	26	31	1	0	3	15	41	.363	19	3	28	2	.384	3	2	16-18	51	57	1	.991
44 Hines, Hunter	.254	30-30	114	26	29	5	0	12	31	70	.614	19	0	42	1	.358	1	0	0-0	183	20	1	.995
8 Larry, Amani	.213	30-30	108	18	23	4	0	6	20	45	.417	14	11	28	3	.358	1	4	3-5	19	24	2	.956
18 Long, Johnny	.189	24-23	74	12	14	0	0	1	6	17	.230	15	3	17	1	.348	0	0	0-0	208	9	0	1.000
-----																							
55 Powell, Joe	.357	11-9	28	3	10	2	0	2	6	18	.643	6	1	6	0	.472	1	0	0-0	67	2	1	.986
5 Downs, Aaron	.259	16-14	54	11	14	2	0	0	5	16	.296	7	1	20	3	.355	0	2	0-0	25	0	0	1.000
10 Cupp, Dylan	.250	3-3	8	0	2	0	0	0	0	2	.250	0	1	2	1	.333	0	1	0-0	4	4	1	.889
36 Stevens, Nolan	.200	6-0	5	1	1	0	0	0	0	1	.200	1	1	3	0	.429	0	0	0-0	1	5	0	1.000
41 Pulliam, Ethan	.196	15-15	46	4	9	3	0	1	8	15	.326	5	0	10	0	.269	1	0	0-0	12	20	2	.941
13 Chester, Nate	.188	15-3	16	3	3	2	0	0	1	5	.313	2	0	4	0	.278	0	1	0-0	5	8	2	.867
46 McKenzie, Jackson	.125	3-2	8	0	1	0	0	0	0	1	.125	0	0	5	0	.125	0	0	0-0	1	1	0	1.000
32 O'Brien, Michael	.000	8-1	6	1	0	0	0	0	0	0	.000	1	0	1	0	.143	0	0	0-0	3	0	0	1.000
43 Spalitta, Steven	.000	2-1	4	0	0	0	0	0	0	0	.000	0	0	2	0	.000	0	0	0-0	0	0	0	.000
14 Stephen, Khal	.000	1-0	1	0	0	0	0	0	0	0	.000	0	0	1	0	.000	0	0	0-0	2	0	0	1.000
15 Dotson, Luke	.000	1-0	1	0	0	0	0	0	0	0	.000	0	0	1	0	.000	0	0	0-0	0	0	1	.000
Totals	.273	30	999	189	273	43	1	45	176	453	.453	132	32	257	14	.372	12	12	25-33	773	207	16	.984
Opponents	.236	30	987	144	233	40	0	42	137	399	.404	110	28	268	12	.327	9	3	9-12	766	254	28	.973

LOB - Team (232), Opp (220). DPs turned - Team (14), Opp (15). IBB - Team (12), Hines 6, Jordan 4, Hujsak 2, Opp (8). Picked off - Hujsak 2, Chance 1, Larry 1, Downs 1, Mershon 1, Long 1.

### (SEC games only Sorted by Earned run avg)

Player	era	w-l	app	gs	cg	sho	sv	ip	h	r	er	bb	so	2b	3b	hr	b/avg	wp	hp	bk	sfa	sha
14 Stephen, Khal	3.21	6-2	10	10	0	0/1	0	61.2	50	24	22	15	67	5	0	12	.216	6	2	0	1	0
50 Cijntje, Jurrangelo	4.02	5-1	10	10	0	0/0	0	56.0	48	27	25	17	63	12	0	10	.226	1	7	0	2	0
-----																						
25 Dohm, Nate	0.00	0-0	2	1	0	0/0	0	1.1	1	0	0	0	2	0	0	0	.200	1	0	0	0	0
45 Davis, Tyler	1.04	1-0	12	0	0	0/0	3	17.1	11	2	2	8	16	3	0	0	.177	0	1	0	0	0
26 Hardin, Tyson	2.37	1-2	13	0	0	0/1	2	19.0	15	6	5	10	23	2	0	1	.217	2	1	0	1	1
9 Kohn, Pico	2.57	0-0	2	2	0	0/0	0	7.0	5	3	2	3	9	2	0	0	.200	1	2	0	0	0
31 Ligon, Karson	3.65	1-0	7	1	0	0/0	0	12.1	7	6	5	10	8	1	0	1	.167	2	4	1	1	0
48 Auger, Brooks	4.63	1-1	9	3	0	0/0	0	23.1	20	14	12	13	23	4	0	1	.220	1	1	0	1	0
16 Cheatham, Cole	6.23	0-0	3	0	0	0/0	0	4.1	4	4	3	4	5	0	0	0	.200	0	0	0	0	0
36 Stevens, Nolan	6.89	1-3	8	0	0	0/0	0	15.2	18	12	12	8	16	2	0	3	.290	2	2	0	0	0
2 Schuelke, Cam	7.47	1-2	18	0	0	0/0	1	15.2	14	13	13	10	9	5	0	4	.246	0	3	1	1	2
12 Siary, Evan	9.42	0-2	5	3	0	0/0	0	14.1	19	15	15	5	14	2	0	6	.311	0	2	0	1	0
27 Black, Gavin	10.12	0-0	4	0	0	0/0	0	5.1	6	6	6	5	6	0	0	2	.286	1	1	0	0	0
15 Dotson, Luke	21.00	0-0	5	0	0	0/0	0	3.0	10	7	7	1	6	2	0	0	.526	0	1	0	1	0
21 Holcombe, Colby	27.00	0-0	1	0	0	0/0	0	1.1	4	4	4	1	1	0	0	1	.500	0	1	0	0	0
6 Forsythe, Logan	99.00	0-0	1	0	0	0/0	0	0.0	1	1	1	0	0	0	0	1	1.000	0	0	0	0	0
Totals	4.68	17-13	30	30	0	1/1	6	257.2	233	144	134	110	268	40	0	42	.236	17	28	2	9	3
Opponents	5.75	13-17	30	30	1	1/0	5	255.1	273	189	163	132	257	43	1	45	.273	21	32	2	12	12

PB - Team (7), Long 7, Opp (4). Pickoffs - Team (2), Schuelke 1, Stevens 1, Opp (7). SBA/ATT - Long (6-6), Powell (3-4), Schuelke (3-3), Holcombe (2-2), Stephen (2-2), Cijntje (0-1), Kohn (0-1), Hardin (1-1), Dotson (1-1), Stevens (0-1).



## 2024 GAME-BY-GAME (HITTING)

Date	Opponent	ab	r	h	rbi	2b	3b	hr	tb	bb	ibb	sb	cs	hbp	sac	sf	gdp	k	po	a	e	lob	avg
Feb 16	AIR FORCE	34	8	9	7	2	1	2	19	6	0	2	0	0	0	0	0	10	27	10	2	8	.265
Feb 17	AIR FORCE	32	2	9	1	3	0	0	12	4	0	0	2	0	1	1	0	5	27	7	0	9	.273
Feb 18	AIR FORCE	35	10	12	8	3	0	1	18	3	0	0	0	1	1	0	1	5	27	9	1	6	.297
Feb 20	AUSTIN PEAY	30	2	4	2	0	0	0	4	5	0	1	0	2	0	1	0	10	27	7	1	9	.260
Feb 21	AUSTIN PEAY	31	10	6	10	1	0	1	10	14	0	1	0	4	1	0	1	7	27	8	0	13	.247
Feb 23	GA. SOUTHERN	30	5	11	4	3	0	0	14	4	0	0	0	2	3	1	1	3	27	5	1	11	.266
Feb 24	GA. SOUTHERN	33	4	7	4	0	0	0	7	3	0	0	0	2	0	0	0	9	27	4	1	7	.258
Feb 25	GA. SOUTHERN	38	10	15	9	2	0	0	17	4	0	3	0	0	1	1	0	6	27	9	0	11	.278
Feb 27	JACKSON STATE	31	19	14	19	3	1	1	22	10	0	2	0	2	0	0	0	4	21	3	0	6	.296
Feb 29	MOUNT ST. MARY'	32	12	12	11	4	0	0	16	9	0	1	1	0	1	2	0	5	27	9	2	8	.304
Mar 02	MOUNT ST. MARY'	31	7	10	7	3	1	1	18	3	0	1	0	0	0	1	0	6	27	8	2	4	.305
Mar 02	MOUNT ST. MARY'	26	6	4	3	0	0	0	4	3	0	1	0	3	2	0	0	11	27	8	0	4	.295
Mar 05	vs Southern Miss	32	5	7	5	3	0	1	13	3	0	3	0	2	1	0	1	12	27	8	0	6	.289
Mar 08	EVANSVILLE	32	5	11	5	3	0	1	17	5	1	1	0	3	1	0	1	8	27	4	0	12	.293
Mar 09	EVANSVILLE	33	8	9	8	3	0	2	18	4	0	1	0	0	0	1	0	5	27	3	0	6	.292
Mar 10	EVANSVILLE	33	13	13	12	1	0	2	20	12	3	4	0	0	1	0	1	3	24	6	0	11	.298
Mar 12	vs South Alabama	35	5	10	5	3	0	2	19	5	1	2	0	0	0	0	0	3	27	8	1	8	.297
Mar 13	vs New Orleans	35	2	8	2	0	0	1	11	8	1	0	0	1	0	0	2	3	33	10	2	12	.293
*Mar 15	LSU	40	10	16	9	0	0	2	22	3	0	4	0	1	0	0	0	7	27	10	1	10	.300
*Mar 16	LSU	35	8	10	7	3	0	1	16	7	0	0	0	2	0	1	1	6	27	9	0	10	.299
*Mar 17	LSU	38	15	15	14	4	0	2	25	7	2	0	0	1	0	0	0	7	24	5	0	8	.305
Mar 19	MEMPHIS	42	17	16	15	3	1	3	30	10	0	1	0	1	0	0	0	4	27	12	2	12	.309
*Mar 21	at Texas AM	35	3	8	3	1	0	1	12	1	0	0	0	0	1	0	1	12	24	10	0	7	.305
*Mar 22	at Texas AM	37	5	11	5	0	0	1	14	5	1	0	0	2	1	1	0	7	27	5	0	14	.305
*Mar 23	at Texas AM	30	1	3	1	1	0	0	4	1	0	0	0	0	0	0	0	14	24	9	0	3	.298
Mar 26	at Samford	39	9	11	8	2	0	3	22	5	1	3	0	3	1	1	1	9	30	2	0	10	.297
*Mar 29	at Florida	34	6	8	6	0	0	0	8	6	2	2	0	2	0	1	1	13	26	7	1	10	.295
*Mar 30	at Florida	39	12	14	12	2	0	5	31	6	1	1	1	0	0	0	1	7	27	9	0	6	.297
*Mar 31	at Florida	28	3	5	3	1	0	0	6	4	1	0	0	2	3	0	0	8	24	7	0	7	.294
Apr 02	CENTRAL ARKANS	29	6	5	6	0	0	1	8	9	1	1	0	0	1	1	2	4	27	9	1	7	.290
*Apr 05	GEORGIA	29	6	6	6	0	0	2	12	2	0	2	0	1	0	1	0	11	27	10	0	3	.288
*Apr 06	GEORGIA	32	2	7	2	1	0	0	8	3	1	1	0	1	1	0	0	12	27	10	0	8	.286
*Apr 07	GEORGIA	32	9	9	5	2	0	1	14	7	0	1	0	3	0	1	1	11	27	3	2	10	.286
*Apr 12	at Ole Miss	34	8	8	8	1	0	1	12	5	0	2	0	1	1	0	1	7	27	6	1	6	.284
*Apr 13	at Ole Miss	45	9	10	7	1	0	3	20	7	1	2	0	1	1	2	0	16	35	18	2	11	.282
*Apr 14	at Ole Miss	26	2	4	2	1	0	0	5	2	0	0	0	0	0	0	0	6	19	4	1	5	.279
Apr 16	ALCORN STATE	22	11	9	9	1	1	0	12	12	0	5	1	1	0	2	1	4	21	5	1	8	.282
*Apr 19	AUBURN	29	8	10	6	4	0	1	17	8	0	1	1	2	1	1	1	4	27	3	0	9	.283
*Apr 21	AUBURN	28	3	11	2	0	0	0	11	3	0	0	0	0	1	0	0	5	21	6	0	11	.285
*Apr 21	AUBURN	30	4	9	4	2	0	0	11	2	1	0	1	0	0	0	0	5	24	9	1	5	.286
Apr 23	at Memphis	33	6	9	6	3	0	1	15	7	0	2	0	1	0	0	3	7	27	8	0	8	.285
*Apr 26	at Vanderbilt	30	0	2	0	1	0	0	3	2	0	0	0	0	0	0	0	4	24	6	0	5	.281
*Apr 27	at Vanderbilt	34	7	9	7	2	0	2	17	3	0	0	2	0	0	0	0	11	27	8	2	3	.280
*Apr 28	at Vanderbilt	36	8	10	8	2	0	3	21	3	0	2	0	2	0	0	1	12	27	9	0	6	.280
May 01	vs Ole Miss	34	5	11	5	1	0	0	12	4	0	0	0	1	0	0	0	5	27	7	0	10	.281
*May 03	ALABAMA	28	13	13	13	0	0	4	25	5	1	0	0	3	0	1	1	3	21	0	0	6	.285
*May 04	ALABAMA	32	8	10	8	2	0	2	18	4	0	1	2	1	0	1	0	5	27	5	0	6	.285
*May 05	ALABAMA	34	5	10	5	1	0	3	20	3	0	2	0	1	0	0	1	7	27	7	2	6	.285
*May 10	at Arkansas	34	5	7	5	1	0	0	8	9	0	0	0	1	0	1	0	16	24	3	0	13	.284
*May 11	at Arkansas	35	8	9	7	2	0	3	20	10	0	0	0	1	1	0	1	11	27	6	1	12	.283
*May 12	at Arkansas	37	6	13	6	3	0	2	22	6	1	1	0	1	1	0	1	8	24	6	0	12	.285
May 14	NORTH ALABAMA	31	8	10	8	2	0	3	21	6	0	1	0	0	0	1	1	7	27	7	0	6	.285
*May 16	MISSOURI	28	4	5	4	1	1	2	14	4	0	1	0	0	0	0	1	6	27	1	0	4	.284
*May 17	MISSOURI	33	8	10	8	2	0	3	21	1	0	0	1	1	0	1	0	6	27	5	0	4	.284
*May 18	MISSOURI	37	3	11	3	2	0	1	16	3	0	2	0	2	0	0	1	10	27	11	2	12	.284
May 21	vs Ole Miss	30	2	4	2	1	0	1	8	1	0	0	0	1	0	0	1	10	27	4	0	4	.282
May 22	vs Texas AM	37	5	9	4	2	0	1	14	1	0	0	0	4	0	0	0	12	27	8	1	10	.281
May 23	vs Vanderbilt	36	3	8	3	1	1	0	11	4	0	0	0	1	0	0	0	9	27	10	0	11	.280
May 24	vs Tennessee	31	5	4	5	1	0	0	5	3	0	2	1	2	0	0	0	10	27	7	2	4	.277
Totals		1946	399	540	369	97	7	73	870	299	20	63	13	69	27	25	31	453	1550	412	36	473	.277



## 2024 GAME-BY-GAME (PITCHING)

Date	Opponent	ip	h	r	er	bb	so	2b	3b	hr	wp	bk	hbp	dp	ibb	score	w-l	sv	era
Feb 16	AIR FORCE	9.0	10	4	3	2	9	5	0	1	1	0	0	0	1	8-4	1-0	1	3.00
Feb 17	AIR FORCE	9.0	4	3	3	4	13	0	0	1	1	0	2	1	0	2-3	1-1	1	3.00
Feb 18	AIR FORCE	9.0	6	2	1	3	16	0	0	0	1	0	1	1	0	10-2	2-1	1	2.33
Feb 20	AUSTIN PEAY	9.0	8	3	3	0	13	0	0	1	1	0	1	1	0	2-3	2-2	1	2.50
Feb 21	AUSTIN PEAY	9.0	16	13	13	5	9	4	0	3	0	0	0	0	0	10-13	2-3	1	4.60
Feb 23	GA. SOUTHERN	9.0	6	1	1	1	15	0	0	1	0	0	0	1	0	5-1	3-3	1	4.00
Feb 24	GA. SOUTHERN	9.0	12	11	10	4	10	2	0	1	1	0	3	0	0	4-11	3-4	1	4.86
Feb 25	GA. SOUTHERN	9.0	7	2	2	6	11	0	0	0	0	0	2	0	0	10-2	4-4	1	4.50
Feb 27	JACKSON STATE	7.0	7	6	6	2	11	1	0	2	1	0	1	0	0	19-6	5-4	1	4.78
Feb 29	MOUNT ST. MARY'	9.0	6	2	2	1	12	0	0	0	0	0	2	1	0	12-2	6-4	1	4.50
Mar 02	MOUNT ST. MARY'	9.0	8	2	1	3	12	0	0	0	0	0	1	0	0	7-2	7-4	1	4.18
Mar 02	MOUNT ST. MARY'	9.0	4	0	0	4	13	1	0	0	0	0	0	1	0	6-0	8-4	1	3.82
Mar 05	vs Southern Miss	9.0	6	4	3	3	9	0	0	1	1	0	0	0	0	5-4	9-4	2	3.76
Mar 08	EVANSVILLE	9.0	11	2	2	2	12	3	1	0	0	0	1	0	0	5-2	10-4	3	3.63
Mar 09	EVANSVILLE	9.0	5	3	3	4	6	1	0	2	0	0	0	0	0	8-3	11-4	3	3.59
Mar 10	EVANSVILLE	8.0	5	3	3	4	11	0	0	1	0	0	1	0	0	13-3	12-4	3	3.57
Mar 12	vs South Alabama	9.0	8	6	6	5	15	2	0	0	0	0	1	1	0	5-6	12-5	3	3.72
Mar 13	vs New Orleans	11.0	5	1	0	5	13	2	1	0	0	0	0	0	1	2-1	13-5	3	3.47
*Mar 15	LSU	9.0	6	4	4	5	9	3	0	2	1	0	0	1	0	10-4	14-5	3	3.49
*Mar 16	LSU	9.0	11	9	9	12	8	0	0	4	2	0	0	2	2	8-9	14-6	3	3.77
*Mar 17	LSU	8.0	8	5	5	6	10	2	0	1	0	1	0	0	1	15-5	15-6	3	3.85
Mar 19	MEMPHIS	9.0	11	9	8	2	10	2	0	1	0	0	0	1	0	17-9	16-6	3	4.04
*Mar 21	at Texas AM	8.0	8	6	6	1	7	0	0	2	0	0	0	1	0	3-6	16-7	3	4.15
*Mar 22	at Texas AM	9.0	5	1	1	4	8	1	0	0	0	0	0	1	0	5-1	17-7	3	4.01
*Mar 23	at Texas AM	8.0	9	6	6	1	6	4	0	3	1	0	1	0	1	1-6	17-8	3	4.11
Mar 26	at Samford	10.0	9	5	5	6	12	4	0	1	0	1	0	1	0	9-5	18-8	3	4.13
*Mar 29	at Florida	8.2	8	7	7	7	10	1	0	2	0	0	0	0	0	6-7	18-9	3	4.24
*Mar 30	at Florida	9.0	6	2	2	3	11	1	0	0	0	0	0	1	0	12-2	19-9	3	4.16
*Mar 31	at Florida	8.0	4	4	4	6	6	0	0	1	1	0	5	0	1	3-4	19-10	3	4.17
Apr 02	CENTRAL ARKANS	9.0	8	7	7	5	7	2	0	1	0	0	3	0	0	6-7	19-11	3	4.27
*Apr 05	GEORGIA	9.0	5	1	0	4	9	1	0	0	1	0	1	2	1	6-1	20-11	4	4.13
*Apr 06	GEORGIA	9.0	8	3	3	2	10	2	0	2	0	0	1	1	0	2-3	20-12	4	4.09
*Apr 07	GEORGIA	9.0	12	8	6	2	9	1	0	1	1	0	2	0	0	9-8	21-12	4	4.15
*Apr 12	at Ole Miss	9.0	3	0	0	0	11	0	0	0	1	0	1	0	0	8-0	22-12	4	4.03
*Apr 13	at Ole Miss	11.2	14	10	9	10	8	6	0	1	2	0	1	1	1	9-10	22-13	4	4.14
*Apr 14	at Ole Miss	6.1	16	14	14	4	6	1	0	3	0	0	1	0	0	2-14	22-14	4	4.45
Apr 16	ALCORN STATE	7.0	3	0	0	1	14	1	0	0	0	0	0	0	0	11-0	23-14	4	4.35
*Apr 19	AUBURN	9.0	8	1	0	2	15	1	0	0	1	0	0	0	1	8-1	24-14	4	4.24
*Apr 21	AUBURN	7.0	4	1	1	3	5	0	0	1	0	0	1	0	0	3-1	25-14	5	4.18
*Apr 21	AUBURN	8.0	2	3	3	5	9	0	0	0	0	0	0	1	0	4-3	26-14	5	4.16
Apr 23	at Memphis	9.0	8	4	4	3	13	1	1	0	1	0	0	2	0	6-4	27-14	6	4.15
*Apr 26	at Vanderbilt	8.0	5	4	4	1	6	1	0	2	2	0	0	0	0	0-4	27-15	6	4.16
*Apr 27	at Vanderbilt	9.0	8	4	3	3	9	2	0	1	1	0	1	1	0	7-4	28-15	7	4.13
*Apr 28	at Vanderbilt	9.0	8	7	7	4	12	3	0	1	0	1	2	0	0	8-7	29-15	8	4.20
May 01	vs Ole Miss	9.0	5	1	1	5	14	0	0	1	0	0	1	1	0	5-1	30-15	8	4.13
*May 03	ALABAMA	7.0	9	3	3	3	10	1	0	0	0	0	1	0	0	13-3	31-15	8	4.12
*May 04	ALABAMA	9.0	8	1	1	0	8	2	0	1	0	0	3	1	0	8-1	32-15	8	4.05
*May 05	ALABAMA	9.0	12	10	9	4	11	0	0	2	0	0	3	0	0	5-10	32-16	8	4.16
*May 10	at Arkansas	8.0	10	7	7	1	7	0	0	2	1	0	0	0	0	5-7	32-17	8	4.23
*May 11	at Arkansas	9.0	9	5	3	4	6	2	0	1	0	0	0	0	0	8-5	33-17	9	4.20
*May 12	at Arkansas	8.0	8	9	9	3	7	3	0	3	1	0	1	0	0	6-9	33-18	9	4.31
May 14	NORTH ALABAMA	9.0	8	4	4	1	11	3	0	1	0	0	1	0	0	8-4	34-18	9	4.30
*May 16	MISSOURI	9.0	7	3	3	3	15	1	0	3	0	0	0	0	0	4-3	35-18	10	4.28
*May 17	MISSOURI	9.0	5	2	2	2	10	0	0	2	0	0	1	0	0	8-2	36-18	10	4.24
*May 18	MISSOURI	9.0	7	4	3	5	10	1	0	1	1	0	2	1	0	3-4	36-19	10	4.21
May 21	vs Ole Miss	9.0	3	1	1	2	14	0	0	1	0	0	0	0	1	2-1	37-19	10	4.15
May 22	vs Texas AM	9.0	5	3	3	3	7	3	0	0	0	1	1	0	0	5-3	38-19	11	4.13
May 23	vs Vanderbilt	9.0	7	4	4	3	15	1	0	0	1	0	1	1	0	3-4	38-20	11	4.13
May 24	vs Tennessee	9.0	10	6	5	7	6	1	0	1	0	0	1	0	0	5-6	38-21	11	4.15
Totals		516.2	444	256	238	206	601	79	3	63	26	4	52	27	11	399-256	38-21	11	4.15



## 2024 GAME-BY-GAME STARTERS (BATTING ORDER)

DATE	OPPONENT	1	2	3	4	5	6	7	8	9	SP
2/16	Air Force	Larry	Jordan	Hines	Chance	Kohler	Hujsak	Downs	Long	Cupp	Dohm
2/17	Air Force	Larry	Jordan	Hines	Chance	Hujsak	Highfill	Chester	Powell	Cupp	Stephen
2/18	Air Force	Larry	Jordan	Hines	Chance	Hujsak	McKenzie	Chester	Long	Cupp	Cijntje
2/20	Austin Peay	Larry	Jordan	Hines	Chance	Hujsak	Highfill	Chester	Powell	Cupp	Siary
2/21	Austin Peay	Larry	Jordan	Hines	Chance	Highfill	Hujsak	Chester	Long	Cupp	Hardin
2/23	Georgia Southern	Larry	Mershon	Jordan	Hines	Chance	Kohler	Hujsak	Long	Cupp	Dohm
2/24	Georgia Southern	Larry	Mershon	Jordan	Hines	Chance	Kohler	Hujsak	Powell	Cupp	Stephen
2/25	Georgia Southern	Larry	Mershon	Jordan	Hines	Chance	Kohler	Downs	Long	Cupp	Cijntje
2/27	Jackson State	Larry	Mershon	Jordan	Hines	Chance	Kohler	Hujsak	Powell	Cupp	Holcombe
2/29	Mount St. Mary's	Larry	Mershon	Jordan	Hines	Chance	Kohler	Stevens	Long	Cupp	Dohm
3/2	Mount St. Mary's - G1	Larry	Mershon	Jordan	Hines	Chance	Kohler	Hujsak	Powell	Cupp	Stephen
3/2	Mount St. Mary's - G2	Larry	Mershon	Jordan	Hines	Chance	Kohler	Hujsak	Long	Cupp	Cijntje
3/5	vs. Southern Miss (1)	Larry	Mershon	Jordan	Hines	Chance	Kohler	Hujsak	Powell	Cupp	Ligon
3/8	Evansville	Larry	Mershon	Jordan	Hines	Chance	Kohler	Stevens	Long	Cupp	Dohm
3/9	Evansville	Larry	Mershon	Jordan	Hines	Downs	Kohler	Hujsak	Powell	Cupp	Stephen
3/10	Evansville	Larry	Mershon	Jordan	Hines	Downs	Kohler	Hujsak	Long	Cupp	Cijntje
3/12	vs. South Alabama (2)	Larry	Mershon	Jordan	Hines	Chance	Kohler	Hujsak	Powell	Cupp	Loftin
3/13	vs. New Orleans (2)	Larry	Mershon	Jordan	Hines	Hujsak	Stevens	Kohler	Long	Cupp	Hardin
3/15	LSU*	Larry	Mershon	Jordan	Hines	Hujsak	Downs	Kohler	Long	Cupp	Siary
3/16	LSU*	Larry	Mershon	Jordan	Hines	Hujsak	Downs	Kohler	Chance	Powell	Stephen
3/17	LSU*	Larry	Mershon	Jordan	Hines	Hujsak	Downs	Kohler	Chance	Long	Cijntje
3/19	Memphis	Larry	Mershon	Jordan	Hines	Hujsak	Downs	Kohler	Chance	Powell	Loftin
3/21	at Texas A&M*	Larry	Mershon	Jordan	Hines	Hujsak	Downs	Kohler	Long	Cupp	Siary
3/22	at Texas A&M*	Larry	Mershon	Jordan	Hines	Hujsak	Downs	Kohler	Chance	Long	Stephen
3/23	at Texas A&M*	Larry	Mershon	Jordan	Hines	Hujsak	Downs	Chance	Kohler	Long	Cijntje
3/26	at Samford	Larry	Mershon	Jordan	Hines	Hujsak	Stevens	Downs	Spalitta	Kohler	Kohn
3/29	at Florida*	Larry	Mershon	Jordan	Hines	Hujsak	Downs	Kohler	Chance	Long	Stephen
3/30	at Florida*	Larry	Mershon	Jordan	Hines	Hujsak	Downs	Chance	Chester	Long	Cijntje
3/31	at Florida*	Larry	Mershon	Jordan	Hines	Hujsak	Downs	Chance	Chester	Long	Ligon
4/2	Central Arkansas	Larry	Mershon	Jordan	Hines	Hujsak	Chance	Stevens	Chester	Spalitta	Stevens
4/5	Georgia*	Larry	Mershon	Jordan	Hines	Hujsak	Chance	Kohler	Long	McKenzie	Stephen
4/6	Georgia*	Larry	Mershon	Jordan	Hines	Hujsak	Chance	Downs	Kohler	Long	Cijntje
4/7	Georgia*	Larry	Mershon	Jordan	Hines	Hujsak	Chance	McKenzie	Chester	Powell	Dohm
4/12	at Ole Miss*	Larry	Mershon	Jordan	Hines	Hujsak	Chance	Downs	Kohler	Long	Stephen
4/13	at Ole Miss*	Larry	Mershon	Jordan	Hines	Hujsak	Chance	Spalitta	Kohler	Long	Cijntje
4/14	at Ole Miss*	Mershon	Hines	Jordan	Hujsak	Chance	Larry	O'Brien	Long	Kohler	Siary
4/16	Alcorn State	Larry	Mershon	Jordan	Hines	Hujsak	Chance	Kohler	Powell	Pulliam	Kohn
4/19	Auburn*	Larry	Mershon	Jordan	Hines	Hujsak	Chance	Kohler	Pulliam	Long	Stephen
4/21	Auburn - G1*	Larry	Mershon	Jordan	Hines	Hujsak	Chance	Kohler	Pulliam	Long	Cijntje
4/21	Auburn - G2*	Larry	Mershon	Jordan	Hines	Hujsak	Chance	Kohler	Pulliam	Powell	Auger
4/23	at Memphis	Larry	Mershon	Jordan	Hines	Hujsak	Chance	Kohler	Pulliam	Powell	Kohn
4/26	at Vanderbilt*	Chance	Mershon	Jordan	Hines	Hujsak	Kohler	Larry	Pulliam	Long	Stephen
4/27	at Vanderbilt*	Chance	Mershon	Jordan	Hines	Hujsak	Larry	Kohler	Pulliam	Powell	Auger
4/28	at Vanderbilt*	Chance	Mershon	Jordan	Hines	Hujsak	Larry	Kohler	Pulliam	Long	Cijntje
5/1	vs. Ole Miss (1)	Chance	Mershon	Jordan	Hines	Hujsak	Larry	Kohler	Pulliam	Powell	Kohn
5/3	Alabama*	Chance	Mershon	Jordan	Hines	Hujsak	Larry	Kohler	Pulliam	Long	Stephen
5/4	Alabama*	Chance	Mershon	Jordan	Hines	Hujsak	Larry	Kohler	Pulliam	Long	Cijntje
5/5	Alabama*	Chance	Mershon	Jordan	Hines	Hujsak	Larry	Kohler	Pulliam	Powell	Auger
5/10	at Arkansas*	Chance	Mershon	Jordan	Hines	Larry	Downs	Pulliam	Kohler	Long	Stephen
5/11	at Arkansas*	Chance	Mershon	Jordan	Hines	Larry	Downs	Kohler	Pulliam	Long	Cijntje
5/12	at Arkansas*	Chance	Mershon	Jordan	Hines	Larry	Kohler	Downs	Pulliam	Powell	Kohn
5/14	North Alabama	Chance	Mershon	Jordan	Hines	Larry	Kohler	Pulliam	O'Brien	Powell	Dohm
5/16	Missouri*	Chance	Mershon	Jordan	Hines	Larry	Kohler	Powell	Pulliam	Long	Stephen
5/17	Missouri*	Chance	Mershon	Jordan	Hines	Larry	Kohler	Powell	Pulliam	Long	Cijntje
5/18	Missouri*	Chance	Mershon	Jordan	Hines	Larry	Kohler	Powell	Pulliam	Cupp	Kohn
5/21	vs. Ole Miss (3)	Chance	Mershon	Jordan	Hines	Hujsak	Larry	Kohler	Powell	Stevens	Auger
5/22	vs. Texas A&M (3)	Chance	Mershon	Hines	Jordan	Hujsak	Larry	Kohler	Powell	Long	Stephen
5/23	vs. Vanderbilt (3)	Chance	Mershon	Hujsak	Jordan	Kohler	Larry	Hines	Powell	Long	Cijntje
5/24	vs. Tennessee (3)	Chance	Mershon	Hujsak	Jordan	Kohler	Larry	Hines	Powell	Pulliam	Kohn
5/31	vs. St. John's (4)										

\* - Southeastern Conference game | (1) - Trustmark Park; Pearl, Miss. | (2) - Shuckers Ballpark; Biloxi, Miss. | (3) - SEC Tournament | (4) - NCAA Tournament

## 2024 GAME-BY-GAME STARTERS (POSITION)

DATE	OPPONENT	C	1B	2B	3B	SS	LF	CF	RF	DH	SP
2/16	Air Force	Long	Hines	Larry	Kohler	Cupp	Chance	Hujsak	Jordan	Downs	Dohm
2/17	Air Force	Powell	Hines	Larry	Chester	Cupp	Chance	Hujsak	Jordan	Highfill	Stephen
2/18	Air Force	Long	Hines	Larry	Chester	Cupp	Chance	Hujsak	Jordan	McKenzie	Cijntje
2/20	Austin Peay	Powell	Hines	Larry	Chester	Cupp	Chance	Hujsak	Jordan	Highfill	Siary
2/21	Austin Peay	Long	Hines	Larry	Chester	Cupp	Chance	Hujsak	Jordan	Highfill	Hardin
2/23	Georgia Southern	Long	Hines	Larry	Kohler	Cupp	Chance	Hujsak	Jordan	Mershon	Dohm
2/24	Georgia Southern	Powell	Hines	Larry	Kohler	Cupp	Chance	Hujsak	Jordan	Mershon	Stephen
2/25	Georgia Southern	Long	Hines	Larry	Kohler	Cupp	Chance	Jordan	Downs	Mershon	Cijntje
2/27	Jackson State	Powell	Hines	Larry	Kohler	Cupp	Chance	Hujsak	Jordan	Mershon	Holcombe
2/29	Mount St. Mary's	Long	Hines	Mershon	Kohler	Cupp	Chance	Jordan	Stevens	Larry	Dohm
3/2	Mount St. Mary's - G1	Powell	Hines	Mershon	Kohler	Cupp	Chance	Hujsak	Jordan	Larry	Stephen
3/2	Mount St. Mary's - G2	Long	Hines	Mershon	Kohler	Cupp	Chance	Hujsak	Jordan	Larry	Cijntje
3/5	vs. Southern Miss (1)	Powell	Hines	Mershon	Kohler	Cupp	Chance	Hujsak	Jordan	Larry	Ligon
3/8	Evansville	Long	Hines	Mershon	Kohler	Cupp	Chance	Jordan	Stevens	Larry	Dohm
3/9	Evansville	Powell	Hines	Mershon	Kohler	Cupp	Downs	Hujsak	Jordan	Larry	Stephen
3/10	Evansville	Long	Hines	Mershon	Kohler	Cupp	Downs	Hujsak	Jordan	Larry	Cijntje
3/12	vs. South Alabama (2)	Powell	Hines	Mershon	Kohler	Cupp	Chance	Hujsak	Jordan	Larry	Loftin
3/13	vs. New Orleans (2)	Long	Hines	Mershon	Kohler	Cupp	Stevens	Hujsak	Jordan	Larry	Hardin
3/15	LSU*	Long	Hines	Mershon	Kohler	Cupp	Downs	Hujsak	Jordan	Larry	Siary
3/16	LSU*	Powell	Hines	Larry	Kohler	Mershon	Downs	Hujsak	Jordan	Chance	Stephen
3/17	LSU*	Long	Hines	Larry	Kohler	Mershon	Downs	Hujsak	Jordan	Chance	Cijntje
3/19	Memphis	Powell	Hines	Larry	Kohler	Mershon	Downs	Hujsak	Jordan	Chance	Loftin
3/21	at Texas A&M*	Long	Hines	Mershon	Kohler	Cupp	Downs	Hujsak	Jordan	Larry	Siary
3/22	at Texas A&M*	Long	Hines	Larry	Kohler	Mershon	Downs	Hujsak	Jordan	Chance	Stephen
3/23	at Texas A&M*	Long	Hines	Larry	Kohler	Mershon	Downs	Hujsak	Jordan	Chance	Cijntje
3/26	at Samford	Spalitta	Hines	Larry	Kohler	Mershon	Downs	Hujsak	Jordan	Stevens	Kohn
3/29	at Florida*	Long	Hines	Larry	Kohler	Mershon	Downs	Hujsak	Jordan	Chance	Stephen
3/30	at Florida*	Long	Hines	Larry	Chester	Mershon	Downs	Hujsak	Jordan	Chance	Cijntje
3/31	at Florida*	Long	Hines	Larry	Chester	Mershon	Downs	Hujsak	Jordan	Chance	Ligon
4/2	Central Arkansas	Spalitta	Hines	Larry	Chester	Mershon	Chance	Hujsak	Jordan	Stevens	Stevens
4/5	Georgia*	Long	Hines	Larry	Kohler	Mershon	Chance	Hujsak	Jordan	McKenzie	Stephen
4/6	Georgia*	Long	Hines	Larry	Kohler	Mershon	Chance	Hujsak	Jordan	Downs	Cijntje
4/7	Georgia*	Powell	Hines	Larry	Chester	Mershon	Chance	Hujsak	Jordan	McKenzie	Dohm
4/12	at Ole Miss*	Long	Hines	Larry	Kohler	Mershon	Chance	Hujsak	Jordan	Downs	Stephen
4/13	at Ole Miss*	Long	Hines	Larry	Kohler	Mershon	Chance	Hujsak	Jordan	Spalitta	Cijntje
4/14	at Ole Miss*	Long	Hines	Larry	Kohler	Mershon	Chance	Hujsak	Jordan	O'Brien	Siary
4/16	Alcorn State	Powell	Hines	Pulliam	Kohler	Mershon	Chance	Hujsak	Jordan	Larry	Kohn
4/19	Auburn*	Long	Hines	Pulliam	Kohler	Mershon	Chance	Hujsak	Jordan	Larry	Stephen
4/21	Auburn - G1*	Long	Hines	Pulliam	Kohler	Mershon	Chance	Hujsak	Jordan	Larry	Cijntje
4/21	Auburn - G2*	Powell	Hines	Pulliam	Kohler	Mershon	Chance	Hujsak	Jordan	Larry	Auger
4/23	at Memphis	Powell	Hines	Pulliam	Kohler	Mershon	Chance	Hujsak	Jordan	Larry	Kohn
4/26	at Vanderbilt*	Long	Hines	Pulliam	Kohler	Mershon	Chance	Hujsak	Jordan	Larry	Stephen
4/27	at Vanderbilt*	Powell	Hines	Pulliam	Kohler	Mershon	Chance	Hujsak	Jordan	Larry	Auger
4/28	at Vanderbilt*	Long	Hines	Pulliam	Kohler	Mershon	Chance	Hujsak	Jordan	Larry	Cijntje
5/1	vs. Ole Miss (1)	Powell	Hines	Pulliam	Kohler	Mershon	Chance	Hujsak	Jordan	Larry	Kohn
5/3	Alabama*	Long	Hines	Pulliam	Kohler	Mershon	Chance	Hujsak	Jordan	Larry	Stephen
5/4	Alabama*	Long	Hines	Pulliam	Kohler	Mershon	Chance	Hujsak	Jordan	Larry	Cijntje
5/5	Alabama*	Powell	Hines	Pulliam	Kohler	Mershon	Chance	Hujsak	Jordan	Larry	Auger
5/10	at Arkansas*	Long	Hines	Pulliam	Kohler	Mershon	Chance	Jordan	Downs	Larry	Stephen
5/11	at Arkansas*	Long	Hines	Pulliam	Kohler	Mershon	Chance	Jordan	Downs	Larry	Cijntje
5/12	at Arkansas*	Powell	Hines	Pulliam	Kohler	Mershon	Chance	Jordan	Downs	Larry	Kohn
5/14	North Alabama	Powell	Hines	Pulliam	Kohler	Mershon	Chance	O'Brien	Jordan	Larry	Dohm
5/16	Missouri*	Long	Hines	Larry	Kohler	Mershon	Chance	Jordan	Pulliam	Powell	Stephen
5/17	Missouri*	Long	Hines	Larry	Kohler	Mershon	Chance	Jordan	Pulliam	Powell	Cijntje
5/18	Missouri*	Powell	Hines	Cupp	Kohler	Mershon	Chance	Jordan	Pulliam	Larry	Kohn
5/21	vs. Ole Miss (3)	Powell	Hines	Larry	Kohler	Mershon	Chance	Hujsak	Jordan	Stevens	Auger
5/22	vs. Texas A&M (3)	Long	Hines	Larry	Kohler	Mershon	Chance	Hujsak	Jordan	Powell	Stephen
5/23	vs. Vanderbilt (3)	Long	Hines	Larry	Kohler	Mershon	Chance	Hujsak	Jordan	Powell	Cijntje
5/24	vs. Tennessee (3)	Powell	Hines	Larry	Kohler	Mershon	Chance	Hujsak	Jordan	Pulliam	Kohn
5/31	vs. St. John's (4)										

\* - Southeastern Conference game | (1) - Trustmark Park; Pearl, Miss. | (2) - Shuckers Ballpark; Biloxi, Miss. | (3) - SEC Tournament | (4) - NCAA Tournament





## 2024 TV/MEDIA ROSTER



**2 | Cam Schuelke**  
RHP | R/R | Sr./Jr.  
Dorr, Mich.



**3 | David Mershon**  
IF | S/R | So./So.  
Taylors, S.C.



**4 | Mikhail Grant**  
RHP | R/R | Fr./Fr.  
Stockbridge, Ga.



**5 | Aaron Downs**  
IF/OF | R/R | Jr./Jr.  
Pella, Iowa



**6 | Logan Forsythe**  
RHP | R/R | So./So.  
D'Iberville, Miss.



**7 | Connor Hujsak**  
IF/OF | R/R | Sr./Sr.  
Goffstown, N.H.



**8 | Amani Larry**  
IF | R/R | Sr./Sr.  
Bossier City, La.



**9 | Pico Kohn**  
LHP | L/L | Jr./So.  
Verben, Ala.



**10 | Dylan Cupp**  
IF | R/R | Fr./Fr.  
Cedartown, Ga.



**11 | KK Clark**  
RHP | R/R | Fr./Fr.  
Brandon, Miss.



**12 | Evan Siary**  
RHP | R/R | So./So.  
Columbus, Miss.



**13 | Nate Chester**  
IF | R/R | Jr./Jr.  
Kansas City, Mo.




**14 | Khal Stephen**  
RHP | R/R | Jr./Jr.  
Williamsport, Ind.



**15 | Luke Dotson**  
IF/LHP | L/L | Fr./Fr.  
Marietta, Ga.



**16 | Cole Cheatham**  
LHP | L/L | Jr./Jr.  
Ardmore, Ala.



**17 | Stone Simmons**  
RHP | R/R | Gr./Jr.  
Houston, Texas



**18 | Johnny Long**  
C | R/R | Gr./Gr.  
Naples, Fla.



**19 | Max Miller**  
LHP | L/L | So./So.  
Vance, Miss.



**20 | Will Passeau**  
RHP | R/R | Jr./Jr.  
Mobile, Ala.



**21 | Colby Holcombe**  
RHP | R/R | Jr./Jr.  
Florence, Ala.



**22 | Ross Highfill**  
C | R/R | So./So.  
Madison, Miss.



**23 | Jackson Owen**  
C | R/R | Jr./Jr.  
Starkville, Miss.




**24 | Jace Norton**  
IF | R/R | Fr./Fr.  
Auburn, Ala.



**25 | Nate Dohm**  
RHP | R/R | Jr./Jr.  
Zionsville, Ind.



**26 | Tyson Hardin**  
RHP | R/R | Jr./Jr.  
Dover, Fla.



**27 | Gavin Black**  
RHP | L/R | So./So.  
Bogart, Ga.



**28 | Gage Haley**  
RHP | R/R | Fr./Fr.  
Southaven, Miss.



**30 | Bradley Loftin**  
LHP | L/L | So./So.  
Southaven, Miss.



**31 | Karson Ligon**  
RHP | R/R | Jr./Jr.  
Sarasota, Fla.



**32 | Michael O'Brien**  
OF | L/L | Fr./Fr.  
River Ridge, La.



**33 | Rives Reynolds**  
OF | R/R | Fr./Fr.  
Flowood, Miss.



**36 | Nolan Stevens**  
IF/OF/LHP | L/L | Fr./Fr.  
Elk Grove, Calif.



**37 | Brett House**  
IF/OF | R/R | Fr./Fr.  
Hoschton, Ga.



**38 | Bryce Chance**  
OF | R/R | Jr./So.  
Ridgeland, Miss.




**40 | Logan Kohler**  
IF | L/R | Sr./Sr.  
Little Elm, Texas



**41 | Ethan Pulliam**  
IF/OF | R/R | Fr./Fr.  
Starkville, Miss.



**42 | Dakota Jordan**  
OF | R/R | So./So.  
Canton, Miss.



**43 | Steven Spalitta**  
IF/C | L/R | Fr./Fr.  
Mandeville, La.



**44 | Hunter Hines**  
IF/OF | L/R | Jr./Jr.  
Madison, Miss.



**45 | Tyler Davis**  
LHP | L/L | Sr./Sr.  
Newport News, Va.



**46 | Jackson McKenzie**  
INF/OF/LHP | L/L | Fr./Fr.  
Pace, Fla.



**48 | Brooks Auger**  
RHP | R/R | Sr./Jr.  
Farmville, La.



**50 | Jurrangelo Cijntje**  
BHP | S/S | So./So.  
Pembroke Pines, Fla.



**55 | Joe Powell**  
C | R/R | Sr./Sr.  
Mason, Ohio



**-- | Will Gibbs**  
RHP | R/R | So./So.  
Flowood, Miss.



## HITTER PROFILES

# 3 DAVID MERSHON

INF | S/R | SO. | 5-8 | 165  
TAYLORS, S.C. / EASTSIDE HS

### QUICK HITS

- Has seven members of his family that have played at the collegiate level or higher
- Had a career-long 12 game hitting streak from (Feb. 23 - March 12)
- Has 25 stolen bases this season, the fifth most in a single season
- Hitting .389 over the last five games

### SINGLE GAME CAREER HIGHS

At Bats	6	at Samford (3/26/24)
Hits	4	vs. Georgia Southern (2/25/24)
Runs Scored	4	vs. Memphis (3/19/24)
Runs Batted In	4	2x last vs. Jackson State (2/27/24)
Doubles	1	15x last vs Texas A&M (5/22/24)
Triples	1	2x last vs Mount St. Mary's (3/2/24)
Home Runs	1	5x last vs Texas A&M (5/22/24)
Walks	3	2x last at Arkansas (5/10/24)
Stolen Bases	4	vs LSU (3/15/24)

### MISCELLANEOUS STATS

	2024	CAREER
2 Hit Game	13	18
3 Hit Game	6	9
4+ Hit Game	1	1
2 RBI Game	8	12
3 RBI Game	--	1
4+ RBI Game	1	2

### MERSHON'S GAME-BY-GAME HITTING STATS

DATE	OPP	POS	AB	R	H	RBI	2B	3B	HR	BB	K	SB	CS	AVG
2/23	Georgia Southern	DH	3	0	1	1	0	0	0	0	0	0	0	.333
2/24	Georgia Southern	DH	5	0	1	2	0	0	0	0	0	0	0	.250
2/25	Georgia Southern	DH	5	1	4	2	1	0	0	0	0	1	0	.462
2/27	Jackson State	DH	3	3	1	4	0	1	0	2	1	0	0	.438
2/29	Mount St. Mary's	2B	4	2	3	1	0	0	0	0	0	0	0	.500
3/2	Mount St. Mary's	2B	4	1	3	1	1	1	0	0	0	1	0	.542
3/2	Mount St. Mary's	2B	4	0	1	1	0	0	0	0	2	0	0	.500
3/5	vs Southern Miss	2B	3	1	1	1	1	0	0	1	0	1	0	.484
3/8	Evansville	2B	4	1	1	0	1	0	0	1	2	0	0	.457
3/9	Evansville	2B	4	2	1	0	1	0	0	1	1	0	0	.436
3/10	Evansville	2B	4	1	2	1	0	0	0	1	1	0	0	.442
3/12	vs South Alabama	2B	5	1	2	0	1	0	0	0	0	1	0	.438
3/13	vs New Orleans	2B	4	0	0	0	0	0	0	1	0	0	0	.404
3/15	LSU	2B/SS	4	2	0	0	0	0	0	1	2	4	0	.375
3/16	LSU	SS	5	0	1	1	1	0	0	0	1	0	0	.361
3/17	LSU	SS	5	2	2	0	0	0	0	0	2	0	0	.364
3/19	Memphis	SS	5	4	3	1	1	0	1	1	0	0	0	.380
3/21	at Texas A&M	2B	4	1	1	1	0	0	0	0	3	0	0	.373
3/22	at Texas A&M	SS	4	1	2	0	0	0	0	0	1	0	0	.380
3/23	at Texas A&M	SS	4	0	0	0	0	0	0	0	2	0	0	.361
3/26	at Samford	SS	6	0	1	2	0	0	0	0	1	0	0	.348
3/29	at Florida	SS	2	1	0	1	0	0	0	2	0	1	0	.341
3/30	at Florida	SS	3	2	1	1	0	0	1	2	0	1	0	.340
3/31	at Florida	SS	4	1	1	1	0	0	0	0	1	0	0	.337
4/2	Central Arkansas	SS	3	0	1	1	0	0	0	2	0	1	0	.337
4/5	Georgia	SS	4	1	2	0	0	0	0	0	1	1	0	.343
4/6	Georgia	SS	2	0	1	0	0	0	0	1	0	1	0	.346
4/7	Georgia	SS	4	1	0	0	0	0	0	0	1	0	0	.333
4/12	at Ole Miss	SS	5	1	2	2	0	0	0	0	0	1	0	.336
4/13	at Ole Miss	SS	5	0	2	2	0	0	0	1	0	1	0	.339
4/14	at Ole Miss	SS	4	1	0	0	0	0	0	0	3	0	0	.328
4/16	Alcorn State	SS	0	2	0	0	0	0	0	3	0	0	0	.328
4/19	Auburn	SS	2	1	1	1	0	0	0	2	1	1	0	.331
4/21	Auburn	SS	2	1	1	0	0	0	0	2	0	0	0	.333
4/21	Auburn	SS	3	0	1	0	0	0	0	1	0	0	1	.333
4/23	at Memphis	SS	5	2	3	0	1	0	0	0	0	0	0	.343
4/26	at Vanderbilt	SS	4	0	0	0	0	0	0	0	0	0	0	.333
4/27	at Vanderbilt	SS	3	1	1	0	0	0	0	1	0	0	1	.333
4/28	at Vanderbilt	SS	4	3	3	1	0	0	1	1	0	2	0	.345
5/1	vs Ole Miss	SS	5	0	1	2	1	0	0	0	0	0	0	.340
5/3	Alabama	SS	4	2	2	1	0	0	0	0	0	0	0	.344
5/4	Alabama	SS	4	1	2	2	0	0	1	0	0	1	0	.348
5/5	Alabama	SS	4	0	0	0	0	0	0	1	1	1	0	.339
5/10	at Arkansas	SS	2	0	0	0	0	0	0	3	2	0	0	.335
5/11	at Arkansas	SS	5	2	2	0	0	0	0	1	2	0	0	.337
5/12	at Arkansas	SS	4	0	2	0	0	0	0	0	1	1	0	.341
5/14	North Alabama	SS	4	1	2	1	1	0	0	1	0	0	0	.344
5/16	Missouri	SS	4	0	0	1	0	0	0	0	2	0	0	.337
5/17	Missouri	SS	4	1	0	0	0	0	0	0	1	0	0	.330
5/18	Missouri	SS	5	0	1	0	0	0	0	0	1	0	0	.326
5/21	vs. Ole Miss	SS	3	1	1	0	0	0	0	1	1	0	0	.327
5/22	vs. Texas A&M	SS	4	2	3	2	1	0	1	0	1	0	0	.335
5/23	vs. Vanderbilt	SS	4	1	2	0	0	0	0	1	0	0	0	.338
5/24	vs. Tennessee	SS	2	1	0	1	0	0	0	1	0	2	1	.335
TOTALS			206	53	69	39	12	2	5	37	38	25	3	.335

### CAREER HITTING STATS

YEAR	AVG	GP-GS	AB	R	H	2B	3B	HR	RBI	TB	SLG%	BB	HP	SO	GDP	OB%	SF	SH
2023	.280	30-25	82	16	23	2	0	0	5	25	.305	20	1	17	1	.427	0	4
2024	.335	54-54	206	53	69	12	2	5	39	100	.485	37	6	38	2	.443	4	3
TOTAL	.319	84-79	288	69	92	14	2	5	44	125	.434	57	7	55	3	.438	4	7



## HITTER PROFILES

# 5 AARON DOWNS

INF/OF | R/R | JR. | 6-0 | 210  
PELLA, IOWA / HERITAGE ACADEMY

### QUICK HITS

- Picked up the game-winning hit against New Orleans

### SINGLE GAME CAREER HIGHS

At Bats	5	5x last at Arkansas (5/10/24)
Hits	4	vs LSU (3/17/24)
Runs Scored	3	vs. Arkansas State (3/21/23)
Runs Batted In	3	vs Memphis (3/19/24)
Doubles	1	4x last at Arkansas (5/12/24)
Triples	--	
Home Runs	--	
Walks	2	vs. Arkansas State (3/21/23)
Stolen Bases	--	

### MISCELLANEOUS STATS

	2024	CAREER
2 Hit Game	4	7
3 Hit Game	1	1
4+ Hit Game	1	1
2 RBI Game	1	2
3 RBI Game	1	1
4+ RBI Game	--	--

### DOWNS' GAME-BY-GAME HITTING STATS

DATE	OPP	POS	AB	R	H	RBI	2B	3B	HR	BB	K	SB	CS	AVG
2/16	Air Force	DH	4	0	1	0	1	0	0	0	3	0	0	.250
2/25	Georgia Southern	RF	3	0	0	0	0	0	0	0	1	0	0	.143
2/27	Jackson State	PH/LF	0	0	0	0	0	0	0	1	0	0	0	.143
3/9	Evansville	LF	3	1	1	0	0	0	0	1	1	0	0	.200
3/10	Evansville	LF	3	1	2	0	0	0	0	1	0	0	0	.308
3/12	vs South Alabama	PH/LF	2	0	0	0	0	0	0	0	0	0	0	.267
3/13	vs New Orleans	PH	1	0	1	1	0	0	0	0	0	0	0	.313
3/15	LSU	LF	5	2	2	1	0	0	0	0	0	0	0	.333
3/16	LSU	LF	4	2	1	0	0	0	0	1	1	0	0	.320
3/17	LSU	LF	5	1	4	2	1	0	0	0	0	0	0	.400
3/19	Memphis	LF	5	1	2	3	0	0	0	1	1	0	0	.400
3/21	at Texas A&M	LF	4	0	0	0	0	0	0	0	1	0	0	.359
3/22	at Texas A&M	LF	5	1	1	0	0	0	0	0	3	0	0	.341
3/23	at Texas A&M	LF	3	0	0	0	0	0	0	0	3	0	0	.319
3/26	at Samford	LF	4	1	2	0	0	0	0	1	1	0	0	.333
3/29	at Florida	LF	4	1	1	0	0	0	0	0	3	0	0	.327
3/30	at Florida	LF	4	0	1	0	0	0	0	1	3	0	0	.322
3/31	at Florida	LF	2	0	0	1	0	0	0	1	2	0	0	.311
4/6	Georgia	DH	2	0	0	0	0	0	0	0	0	0	0	.302
4/7	Georgia	PH/DH	1	0	0	0	0	0	0	1	1	0	0	.297
4/12	at Ole Miss	DH	2	1	0	0	0	0	0	1	1	0	0	.288
4/16	Alcorn State	PH/LF	1	0	0	0	0	0	0	0	0	0	0	.284
4/21	Auburn	PR	0	0	0	0	0	0	0	0	0	0	0	.284
5/10	at Arkansas	RF	5	1	1	0	0	0	0	0	1	0	0	.278
5/11	at Arkansas	RF	4	1	0	0	0	0	0	1	1	0	0	.263
5/12	at Arkansas	RF	4	1	3	1	1	0	0	1	0	0	0	.288
TOTALS			80	15	23	9	3	0	0	12	27	0	0	.288

### CAREER HITTING STATS

YEAR	AVG	GP-GS	AB	R	H	2B	3B	HR	RBI	TB	SLG%	BB	HP	SO	GDP	OB%	SF	SH
2022	.206	18-7	34	5	7	3	0	0	2	10	.294	4	1	15	0	.308	0	1
2023	.261	19-2	23	4	6	0	0	0	1	6	.261	5	0	9	1	.393	0	0
2024	.288	26-20	80	15	23	3	0	0	9	26	.325	12	1	27	3	.387	0	2
TOTAL	.263	63-29	137	24	36	6	0	0	12	42	.307	21	2	51	4	.369	0	3



## HITTER PROFILES

# 7 CONNOR HUJSAK

INF/OF | R/R | SR. | 6-2 | 200  
GOFFSTOWN, N.H. / GOFFSTOWN HS / VCU

### QUICK HITS

- SEC All-Tournament Team Selection
- On a career-long 15 game hitting streak
- Hitting .387 in SEC play
- Hitting .357 over the last five games

### SINGLE GAME CAREER HIGHS

At Bats	6	vs. UMass (5/14/22)*
Hits	4	vs. Old Dominion (5/10/22)*
Runs Scored	3	4x last vs Memphis (3/19/24)
Runs Batted In	6	at Florida (3/30/24)
Doubles	2	2x last vs Mount St. Mary's (2/29/24)
Triples	1	4x last vs. Vanderbilt (5/23/24)
Home Runs	2	2x last at Florida (3/30/24)
Walks	2	2x last at Ole Miss (4/13/24)
Stolen Bases	4	vs. George Washington (5/7/22)*

\*Career-highs from VCU

### MISCELLANEOUS STATS

	2024	CAREER
2 Hit Game	12	28
3 Hit Game	5	13
4+ Hit Game	--	2
2 RBI Game	9	31
3 RBI Game	3	10
4+ RBI Game	2	4

### HUJSAK'S GAME-BY-GAME HITTING STATS

DATE	OPP	POS	AB	R	H	RBI	2B	3B	HR	BB	K	SB	CS	AVG
2/16	Air Force	CF	4	0	1	1	0	1	0	0	0	0	0	.250
2/17	Air Force	CF	2	0	0	0	0	0	0	1	0	0	0	.167
2/18	Air Force	CF	4	0	1	2	0	0	0	0	1	0	0	.200
2/20	Austin Peay	CF	3	0	0	0	0	0	0	0	2	0	0	.154
2/21	Austin Peay	CF	2	1	0	1	0	0	0	1	1	1	0	.133
2/23	Georgia Southern	CF	4	1	1	0	1	0	0	0	1	0	0	.158
2/24	Georgia Southern	CF	3	0	1	0	0	0	0	0	2	0	0	.182
2/25	Georgia Southern	CF	2	1	2	3	0	0	0	0	0	1	0	.250
2/27	Jackson State	CF	1	2	0	0	0	0	0	1	0	0	0	.240
2/29	Mount St. Mary's	PR/CF	2	2	2	2	2	0	0	0	0	1	0	.296
3/2	Mount St. Mary's	CF	4	2	2	0	1	0	0	0	0	0	0	.323
3/2	Mount St. Mary's	CF	3	1	1	0	0	0	0	0	1	0	0	.324
3/5	vs Southern Miss	CF	3	0	0	0	0	0	0	0	2	0	0	.297
3/8	Evansville	PR/CF	1	0	0	0	0	0	0	0	0	0	0	.289
3/9	Evansville	CF	4	1	1	1	0	0	0	0	0	0	0	.286
3/10	Evansville	CF	4	3	3	3	0	0	1	0	0	0	0	.340
3/12	vs South Alabama	CF	4	1	2	0	1	0	0	0	0	1	0	.340
3/13	vs New Orleans	CF	5	1	1	0	0	0	0	0	0	0	0	.327
3/15	LSU	CF	5	2	3	1	0	0	0	0	0	0	0	.350
3/16	LSU	CF	3	1	1	0	0	0	0	1	1	0	0	.349
3/17	LSU	CF	4	3	2	2	1	0	0	1	0	0	0	.358
3/19	Memphis	CF	4	3	2	4	0	1	1	1	0	0	0	.366
3/21	at Texas A&M	CF	4	0	1	0	1	0	0	0	0	0	0	.360
3/22	at Texas A&M	CF	5	1	2	0	0	0	0	0	0	0	0	.363
3/23	at Texas A&M	CF	3	1	1	0	0	0	0	0	0	0	0	.361
3/26	at Samford	CF	5	0	0	0	0	0	0	0	1	0	0	.341
3/29	at Florida	CF	5	1	1	0	0	0	0	0	2	1	0	.333
3/30	at Florida	CF	5	2	3	6	1	0	2	0	0	0	0	.347
3/31	at Florida	CF	3	1	1	0	1	0	0	1	0	0	0	.347
4/2	Central Arkansas	CF	3	1	1	0	0	0	0	1	1	0	0	.346
4/5	Georgia	CF	3	2	1	3	0	0	1	1	1	0	0	.346
4/6	Georgia	CF	3	0	0	0	0	0	0	1	1	0	0	.336
4/7	Georgia	CF	4	2	1	1	0	0	1	1	0	1	0	.333
4/12	at Ole Miss	CF	3	1	1	0	0	0	0	0	0	1	0	.333
4/13	at Ole Miss	CF	4	1	1	1	0	0	1	2	2	1	0	.331
4/14	at Ole Miss	CF	3	0	0	0	0	0	0	0	0	0	0	.323
4/16	Alcorn State	CF	2	0	0	1	0	0	0	1	1	0	0	.317
4/19	Auburn	CF	5	1	2	2	1	0	0	0	1	0	1	.321
4/21	Auburn	CF	4	1	2	0	0	0	0	0	0	0	0	.326
4/21	Auburn	CF	4	1	2	1	0	0	0	0	0	0	0	.331
4/23	at Memphis	CF	5	0	1	1	0	0	0	0	0	0	0	.326
4/26	at Vanderbilt	CF	4	0	1	0	1	0	0	0	0	0	0	.324
4/27	at Vanderbilt	CF	4	1	1	0	0	0	0	0	2	0	0	.322
4/28	at Vanderbilt	CF	5	1	3	2	1	0	0	0	0	0	0	.331
5/1	vs Ole Miss	CF	2	1	1	0	0	0	0	1	0	0	0	.333
5/3	Alabama	CF	3	2	1	1	0	0	0	0	0	0	0	.333
5/4	Alabama	CF	4	1	2	0	0	0	0	0	0	0	0	.337
5/5	Alabama	CF	3	1	3	2	0	0	1	0	0	0	0	.349
5/21	vs. Ole Miss	CF	4	1	1	2	0	0	1	0	2	0	0	.347
5/22	vs. Texas A&M	CF	3	0	1	2	0	0	0	0	1	0	0	.347
5/23	vs. Vanderbilt	CF	3	2	2	1	1	1	0	1	1	0	0	.352
5/24	vs. Tennessee	CF	4	1	1	2	0	0	0	0	2	0	0	.350
TOTALS			183	52	64	48	13	3	9	16	29	8	1	.350

### CAREER HITTING STATS

YEAR	AVG	GP-GS	AB	R	H	2B	3B	HR	RBI	TB	SLG%	BB	HP	SO	GDP	OB%	SF	SH
2021*	.239	49-48	176	42	42	12	3	7	35	81	.460	25	5	55	1	.346	2	4
2022*	.289	62-61	253	39	73	20	2	12	55	133	.526	25	5	51	1	.363	1	1
2023	.238	25-6	42	6	10	3	0	2	9	19	.452	2	1	10	1	.277	2	0
2024	.350	52-49	183	52	64	13	3	9	48	110	.601	16	14	29	4	.441	0	2
TOTAL	.279	188-164	654	139	189	48	8	30	147	343	.510	68	25	145	7	.357	5	7

\*Statistics from VCU



## HITTER PROFILES

# 8 AMANI LARRY

INF | R/R | SR. | 5-11 | 190  
BOSSIER CITY, LA. / PARKAWAY HS / NEW ORLEANS

### QUICK HITS

- Has 11 multi-hit games this season
- Been hit by 18 pitches, the fourth most in the SEC
- Hitting .389 over the last five games

### SINGLE GAME CAREER HIGHS

At Bats	7	vs. Oklahoma (3/18/22)*
Hits	4	vs. VMI (2/17/23)
Runs Scored	4	2x last vs. Jackson State (2/27/24)
Runs Batted In	6	vs. Oklahoma (3/18/22)*
Doubles	2	2x last at Auburn (4/23/23)
Triples	2	vs Missouri (5/17/24)
Home Runs	2	vs Texas A&M (5/18/23)
Walks	4	vs Mount St. Mary's (2/29/24)
Stolen Bases	3	vs. Nicholls (3/14/23)

\*Career-highs from New Orleans

### MISCELLANEOUS STATS

	2024	CAREER
2 Hit Game	8	36
3 Hit Game	3	14
4+ Hit Game	--	1
2 RBI Game	2	13
3 RBI Game	1	7
4+ RBI Game	2	6

### LARRY'S GAME-BY-GAME HITTING STATS

DATE	OPP	POS	AB	R	H	RBI	2B	3B	HR	BB	K	SB	CS	AVG
2/16	Air Force	2B	5	2	1	0	1	0	0	0	0	0	0	.200
2/17	Air Force	2B	5	0	3	0	1	0	0	0	0	0	1	.400
2/18	Air Force	2B	5	1	1	0	1	0	0	0	0	0	0	.333
2/20	Austin Peay	2B	3	0	1	0	0	0	0	1	0	1	0	.333
2/21	Austin Peay	2B	5	3	2	1	0	0	1	1	1	0	0	.348
2/23	Georgia Southern	2B	4	1	2	0	1	0	0	1	0	0	0	.370
2/24	Georgia Southern	2B	4	1	1	1	0	0	0	0	2	0	0	.355
2/25	Georgia Southern	2B	3	2	2	1	0	0	0	1	0	1	0	.382
2/27	Jackson State	2B	3	4	2	0	0	0	0	2	0	0	0	.405
2/29	Mount St. Mary's	DH	1	1	0	1	0	0	0	4	0	0	1	.395
3/2	Mount St. Mary's	DH	3	1	1	0	0	0	0	0	0	0	0	.390
3/2	Mount St. Mary's	DH	3	0	0	0	0	0	0	1	2	0	0	.364
3/5	vs Southern Miss	DH	4	1	0	0	0	0	0	0	1	0	0	.333
3/8	Evansville	DH	3	2	1	0	1	0	0	2	0	0	0	.333
3/9	Evansville	DH	4	0	0	0	0	0	0	0	1	0	0	.309
3/10	Evansville	DH	5	0	1	2	0	0	0	0	0	1	0	.300
3/12	vs South Alabama	DH	5	1	2	3	1	0	1	0	0	0	0	.308
3/13	vs New Orleans	DH	3	0	1	0	0	0	0	1	0	0	0	.309
3/15	LSU	DH	5	0	2	1	0	0	0	0	1	0	0	.315
3/16	LSU	2B	2	0	1	1	0	0	0	2	0	0	0	.320
3/17	LSU	2B	4	1	1	1	1	0	0	2	1	0	0	.316
3/19	Memphis	2B	6	1	2	1	0	0	0	0	0	0	0	.318
3/21	at Texas A&M	DH	5	0	1	0	0	0	0	0	2	0	0	.311
3/22	at Texas A&M	2B	4	1	1	0	0	0	0	0	1	0	0	.309
3/23	at Texas A&M	2B	4	0	0	0	0	0	0	0	1	0	0	.296
3/26	at Samford	2B	3	2	1	0	0	0	0	0	0	1	0	.297
3/29	at Florida	2B	4	0	0	1	0	0	0	0	2	0	0	.286
3/30	at Florida	2B	5	0	1	0	0	0	0	0	1	0	0	.282
3/31	at Florida	2B	2	0	0	0	0	0	0	0	2	0	0	.277
4/2	Central Arkansas	2B	3	1	0	0	0	0	0	1	0	0	0	.270
4/5	Georgia	2B	4	1	1	1	0	0	1	0	1	0	0	.269
4/6	Georgia	2B	3	0	0	0	0	0	0	0	1	0	0	.262
4/7	Georgia	2B	2	1	0	0	0	0	0	1	0	0	0	.258
4/12	at Ole Miss	2B	5	0	0	1	0	0	0	0	0	0	0	.248
4/13	at Ole Miss	2B	4	2	1	0	1	0	0	2	2	0	0	.248
4/14	at Ole Miss	2B	3	0	1	0	0	0	0	0	0	0	0	.250
4/16	Alcorn State	DH	3	2	1	0	1	0	0	1	2	0	0	.252
4/19	Auburn	DH	4	0	0	1	0	0	0	0	1	0	0	.245
4/21	Auburn	DH	4	0	1	0	0	0	0	0	1	0	0	.245
4/21	Auburn	DH	4	0	1	0	1	0	0	0	0	0	0	.245
4/23	at Memphis	DH	2	2	0	0	0	0	0	3	1	1	0	.242
4/26	at Vanderbilt	DH	3	0	0	0	0	0	0	0	1	0	0	.237
4/27	at Vanderbilt	DH	4	0	1	0	0	0	0	0	2	0	1	.238
4/28	at Vanderbilt	DH	3	1	1	0	1	0	0	0	0	0	0	.239
5/1	vs Ole Miss	DH	3	0	1	0	0	0	0	1	0	0	0	.241
5/3	Alabama	DH	3	2	2	4	0	0	1	0	1	0	1	.246
5/4	Alabama	DH	2	1	0	1	0	0	0	1	0	1	0	.241
5/10	at Arkansas	DH	5	0	1	0	0	0	0	0	2	0	0	.240
5/11	at Arkansas	DH	3	1	1	2	0	0	1	1	1	0	0	.242
5/12	at Arkansas	DH	4	1	0	0	0	0	0	1	1	0	0	.237
5/14	North Alabama	DH	3	1	0	0	0	0	0	1	0	1	0	.233
5/16	Missouri	2B	3	2	1	1	0	0	1	1	0	1	0	.234
5/17	Missouri	2B	4	3	3	4	0	2	0	0	1	0	0	.245
5/18	Missouri	DH	3	1	1	0	0	0	0	2	1	1	0	.246
5/21	vs. Ole Miss	2B	3	0	1	0	1	0	0	0	0	0	0	.248
5/22	vs. Texas A&M	2B	5	1	3	0	0	0	0	0	0	0	0	.256
5/23	vs. Vanderbilt	2B	4	0	1	1	0	0	0	0	0	0	0	.256
5/24	vs. Tennessee	2B	3	1	1	0	1	0	0	0	0	0	0	.257
TOTALS			214	49	55	32	13	0	8	35	37	11	4	.257

### CAREER HITTING STATS

YEAR	AVG	GP-GS	AB	R	H	2B	3B	HR	RBI	TB	SLG%	BB	HP	SO	GDP	OB%	SF	SH
2022*	.370	53-53	211	67	78	13	2	9	56	122	.578	32	12	29	2	.477	1	2
2023	.297	53-52	172	59	51	16	0	7	30	88	.512	34	17	26	5	.451	3	4
2024	.257	59-59	214	49	55	13	0	8	32	92	.430	35	18	37	5	.400	3	6
TOTAL	.308	165-164	597	175	184	42	2	24	118	302	.507	101	47	92	12	.443	7	12

\* Statistics from New Orleans



## HITTER PROFILES

## 10 DYLAN CUPP

INF | R/R | FR. | 6-0 | 180  
Gedartown, Ga. / Cedartown HS

## QUICK HITS

- Set a career-high with four hits against Evansville on March 10

## SINGLE GAME CAREER HIGHS

At Bats	5	vs Evansville (3/10/24)
Hits	4	vs. Evansville (3/10/24)
Runs Scored	2	3x last vs. Evansville (3/10/24)
Runs Batted In	3	vs. Evansville (3/10/24)
Doubles	1	4x last vs. Evansville (3/10/24)
Triples	--	--
Home Runs	--	--
Walks	3	vs. Air Force (2/16/24)
Stolen Bases	1	4x last vs. Evansville (3/10/24)

## MISCELLANEOUS STATS

	2024	CAREER
2 Hit Game	1	1
3 Hit Game	--	--
4+ Hit Game	1	1
2 RBI Game	3	3
3 RBI Game	1	1
4+ RBI Game	--	--

## CUPP'S GAME-BY-GAME HITTING STATS

DATE	OPP	POS	AB	R	H	RBI	2B	3B	HR	BB	K	SB	CS	AVG
2/16	Air Force	SS	1	1	0	0	0	0	0	3	0	1	0	.000
2/17	Air Force	SS	4	0	0	0	0	0	0	1	0	0	0	.000
2/18	Air Force	SS	4	0	0	0	0	0	0	1	0	0	0	.000
2/20	Austin Peay	SS	4	0	1	0	0	0	0	2	0	0	0	.077
2/21	Austin Peay	SS	4	2	1	1	0	0	0	1	1	0	0	.118
2/23	Georgia Southern	SS	2	0	1	2	0	0	0	0	0	0	0	.158
2/24	Georgia Southern	SS	2	1	1	0	0	0	0	2	0	0	0	.190
2/25	Georgia Southern	SS	4	0	0	0	0	0	0	1	0	0	0	.160
2/27	Jackson State	SS	4	2	2	0	1	0	0	1	1	0	0	.207
2/29	Mount St. Mary's	SS	2	1	0	1	0	0	0	1	0	0	0	.194
3/2	Mount St. Mary's	SS	3	0	1	2	1	0	0	0	0	0	0	.206
3/2	Mount St. Mary's	SS	2	1	1	2	0	0	0	0	0	0	0	.222
3/5	vs Southern Miss	SS	3	1	0	0	0	0	0	1	1	0	0	.205
3/8	Evansville	SS	4	0	0	0	0	0	0	2	0	0	0	.186
3/9	Evansville	SS	3	1	1	1	1	0	0	1	0	1	0	.196
3/10	Evansville	SS	5	2	4	3	1	0	0	1	1	0	0	.255
3/12	vs South Alabama	SS	3	0	1	0	0	0	0	1	0	0	0	.259
3/13	vs New Orleans	SS	3	0	0	0	0	0	0	1	1	0	0	.246
3/15	LSU	SS	3	0	1	0	0	0	0	0	0	0	0	.250
3/21	at Texas A&M	SS	3	0	0	0	0	0	0	1	0	0	0	.238
4/16	Alcorn State	SS	1	1	1	1	0	0	0	0	0	0	0	.250
5/18	Missouri	2B	2	0	1	0	0	0	0	0	1	0	0	.258
TOTALS			66	13	17	13	4	0	0	11	14	4	0	.258

## CAREER HITTING STATS

YEAR	AVG	GP-GS	AB	R	H	2B	3B	HR	RBI	TB	SLG%	BB	HP	SO	GDP	OB%	SF	SH
2024	.258	22-21	66	13	17	4	0	0	13	21	.318	11	1	14	1	.367	1	5
TOTAL	.258	22-21	66	13	17	4	0	0	13	21	.318	11	1	14	1	.367	1	5

## 13 NATE CHESTER

INF | R/R | JR. | 6-2 | 190  
Kansas City, Mo. / Liberty North HS / John A. Logan CC

## QUICK HITS

## SINGLE GAME CAREER HIGHS

At Bats	5	at Florida (3/30/24)
Hits	1	10x last vs Vanderbilt (5/23/24)
Runs Scored	1	9x last at Arkansas (5/10/24)
Runs Batted In	1	4x last vs Vanderbilt (5/23/24)
Doubles	1	2x last vs Missouri (5/18/24)
Triples	--	--
Home Runs	--	--
Walks	3	vs. Austin Peay (2/21/24)
Stolen Bases	--	--

## MISCELLANEOUS STATS

	2024	CAREER
2 Hit Game	--	--
3 Hit Game	--	--
4+ Hit Game	--	--
2 RBI Game	--	--
3 RBI Game	--	--
4+ RBI Game	--	--

## CHESTER'S GAME-BY-GAME HITTING STATS

DATE	OPP	POS	AB	R	H	RBI	2B	3B	HR	BB	K	SB	CS	AVG
2/16	Air Force	3B	1	1	0	0	0	0	0	1	0	0	0	.000
2/17	Air Force	3B	3	0	1	0	0	0	0	1	0	0	0	.250
2/18	Air Force	3B	2	1	1	0	0	0	0	2	0	0	0	.333
2/20	Austin Peay	3B	4	0	0	0	0	0	0	2	0	0	0	.200
2/21	Austin Peay	3B	2	1	0	1	0	0	0	3	0	0	0	.167
3/15	LSU	2B	0	0	0	0	0	0	0	0	0	0	0	.167
3/30	at Florida	3B	5	1	1	1	0	0	0	1	0	0	0	.176
3/31	at Florida	3B	3	0	0	0	0	0	0	0	0	0	0	.150
4/2	Central Arkansas	3B	2	1	0	0	0	0	0	1	0	0	0	.136
4/6	Georgia	PH/2B	1	0	0	0	0	0	0	0	0	0	0	.130
4/7	Georgia	3B	2	1	1	0	1	0	0	2	1	0	0	.160
4/13	at Ole Miss	2B	0	0	0	0	0	0	0	0	0	0	0	.160
4/16	Alcorn State	3B	1	0	1	0	0	0	0	0	0	0	0	.192
4/21	Auburn	2B	0	0	0	0	0	0	0	0	0	0	0	.192
4/21	Auburn	3B	0	0	0	0	0	0	0	0	0	0	0	.192
4/28	at Vanderbilt	2B	0	0	0	0	0	0	0	0	0	0	0	.192
5/1	vs Ole Miss	2B	0	0	0	0	0	0	0	0	0	0	0	.192
5/4	Alabama	PH/2B	2	0	0	0	0	0	0	0	1	0	0	.179
5/5	Alabama	PR	0	0	0	0	0	0	0	0	0	0	0	.179
5/10	at Arkansas	PR/2B	1	1	0	0	0	0	0	0	0	0	0	.172
5/11	at Arkansas	2B	0	0	0	0	0	0	0	0	0	0	0	.172
5/16	Missouri	2B	0	0	0	0	0	0	0	0	0	0	0	.172
5/18	Missouri	2B	2	0	1	0	1	0	0	1	0	0	0	.194
5/22	vs. Texas A&M	2B	0	0	0	0	0	0	0	0	0	0	0	.194
5/23	vs. Vanderbilt	PH	1	0	1	1	0	0	0	0	0	0	0	.219
5/24	vs. Tennessee	PH	1	0	0	0	0	0	0	0	0	0	0	.212
TOTALS			33	7	7	3	2	0	0	10	6	0	0	.212

## CAREER HITTING STATS

YEAR	AVG	GP-GS	AB	R	H	2B	3B	HR	RBI	TB	SLG%	BB	HP	SO	GDP	OB%	SF	SH
2023	.211	15-4	19	2	4	1	0	0	2	5	.263	2	2	4	0	.348	0	0
2024	.212	26-8	33	7	7	2	0	0	3	9	.273	10	0	6	1	.395	0	1
TOTAL	.212	41-12	52	9	11	3	0	0	5	14	.269	12	2	10	1	.379	0	1



## HITTER PROFILES

# 18 JOHNNY LONG

C | R/R | GR. | 5-11 | 190  
NAPLES, FLA. / BARRON COLLIER HS / PITTSBURGH

### QUICK HITS

- 2021 ASUN All-Freshman Team (Florida Gulf Coast)
- Picked up two RBIs on April 2nd against Central Arkansas
- Hit first Diamond Dawg home run at Ole Miss on April 13

### SINGLE GAME CAREER HIGHS

At Bats	5	5x last at Ole Miss (4/13/24)
Hits	3	5x last vs California (4/29/23)*
Runs Scored	3	at Ole Miss (4/13/24)
Runs Batted In	3	2x last at Lipscomb (2/26/22)*
Doubles	1	8x last at Lipscomb (2/26/22)*
Triples	--	--
Home Runs	1	4x last at Ole Miss (4/13/24)
Walks	2	5x last at Ole Miss (4/13/24)
Stolen Bases	1	9x last at Samford (3/26/24)

\*Statistics from FGCU & Pittsburgh

### MISCELLANEOUS STATS

	2024	CAREER
2 Hit Game	3	18
3 Hit Game	--	5*
4+ Hit Game	--	--
2 RBI Game	2	12
3 RBI Game	--	2*
4+ RBI Game	--	--

\*Statistics from FGCU & Pittsburgh

### LONG'S GAME-BY-GAME HITTING STATS

DATE	OPP	POS	AB	R	H	RBI	2B	3B	HR	BB	K	SB	CS	AVG
2/16	Air Force	C	3	0	0	0	0	0	0	0	2	0	0	.000
2/18	Air Force	C	2	0	1	2	0	0	0	0	0	0	0	.200
2/20	Austin Peay	C	0	0	0	0	0	0	0	1	0	0	0	.200
2/21	Austin Peay	C	3	0	0	1	0	0	0	1	0	0	0	.125
2/23	Georgia Southern	C	2	1	1	0	0	0	0	0	0	0	0	.200
2/25	Georgia Southern	C	4	1	1	0	0	0	0	1	0	0	0	.214
2/29	Mount St. Mary's	C	3	1	1	0	0	0	0	0	1	0	0	.235
3/2	Mount St. Mary's	C	1	2	0	0	0	0	0	1	0	0	0	.222
3/5	vs Southern Miss	C	0	0	0	0	0	0	0	0	0	0	0	.222
3/8	Evansville	C	2	1	1	0	0	0	0	0	1	1	0	.250
3/10	Evansville	C	3	1	0	0	0	0	0	1	0	0	0	.217
3/13	vs New Orleans	C	3	0	0	0	0	0	0	1	0	0	0	.192
3/15	LSU	C	5	0	2	1	0	0	0	0	0	0	0	.226
3/16	LSU	C	1	0	0	0	0	0	0	0	0	0	0	.219
3/17	LSU	C	3	2	1	0	0	0	0	1	0	0	0	.229
3/19	Memphis	C	2	1	1	1	0	0	0	1	0	0	0	.243
3/21	at Texas A&M	C	2	1	1	0	0	0	0	1	0	0	0	.256
3/22	at Texas A&M	C	3	0	1	0	0	0	0	2	0	0	0	.262
3/23	at Texas A&M	C	3	0	0	0	0	0	0	0	2	0	0	.244
3/26	at Samford	C	2	1	1	0	0	0	0	0	0	1	0	.255
3/29	at Florida	C	3	1	1	0	0	0	0	1	0	0	0	.260
3/30	at Florida	C	4	0	1	1	0	0	0	1	0	0	0	.259
3/31	at Florida	C	3	1	0	0	0	0	0	1	1	0	0	.246
4/2	Central Arkansas	C	1	0	1	2	0	0	0	1	0	0	0	.259
4/5	Georgia	C	3	0	0	0	0	0	0	0	2	0	0	.246
4/6	Georgia	C	2	1	1	0	0	0	0	1	0	0	0	.254
4/12	at Ole Miss	C	2	1	0	0	0	0	0	2	0	0	0	.246
4/13	at Ole Miss	C	5	3	2	1	0	0	1	1	1	0	0	.257
4/14	at Ole Miss	C	2	0	0	0	0	0	0	0	0	0	0	.250
4/19	Auburn	C	2	0	0	0	0	0	0	1	0	0	0	.243
4/21	Auburn	C	3	0	0	0	0	0	0	0	1	0	0	.234
4/26	at Vanderbilt	C	3	0	0	0	0	0	0	0	0	0	0	.225
4/28	at Vanderbilt	C	3	0	0	0	0	0	0	0	3	0	0	.217
5/3	Alabama	C	4	0	2	1	0	0	0	0	0	0	0	.230
5/4	Alabama	C	3	1	1	1	0	0	0	1	0	0	0	.233
5/10	at Arkansas	C	4	0	1	1	0	0	0	1	2	0	0	.234
5/11	at Arkansas	C	4	1	0	0	0	0	0	1	3	0	0	.224
5/16	Missouri	C	3	0	0	0	0	0	0	0	1	0	0	.218
5/17	Missouri	C	4	0	0	0	0	0	0	0	1	0	0	.210
5/22	vs. Texas A&M	C	4	0	0	0	0	0	0	0	1	0	0	.202
5/23	vs. Vanderbilt	C	3	0	0	0	0	0	0	0	1	0	0	.196
TOTALS			112	21	22	12	0	0	1	23	23	2	0	.196

### CAREER HITTING STATS

YEAR	AVG	GP-GS	AB	R	H	2B	3B	HR	RBI	TB	SLG%	BB	HP	SO	GDP	OB%	SF	SH
2020*	.250	7-5	20	2	5	1	0	0	3	6	.300	1	0	3	1	.286	0	0
2021*	.289	42-39	128	24	37	6	0	1	18	46	.359	18	6	16	1	.399	1	2
2022^	.125	14-6	24	3	3	1	0	0	5	4	.167	5	1	6	1	.300	0	0
2023^	.250	31-28	92	14	23	0	0	2	12	29	.315	8	5	22	1	.343	0	1
2024	.196	41-35	112	21	22	0	0	1	12	25	.223	23	7	23	3	.366	0	6
TOTAL	.222	135-113	376	64	90	8	0	4	50	110	.273	55	19	70	7	.339	1	8

\*Statistics Florida Gulf Coast

^Statistics from Pittsburgh



## HITTER PROFILES

# 22 ROSS HIGHFILL

C | R/R | SO. | 6-0 | 200  
MADISON, MISS. / MADISON CENTRAL HS

### QUICK HITS

- Collected seven multiple RBI games in 2023
- Hit three home runs against Lipscomb in 2023, the first Dawg to do this since 2017
- In the 2023 series at Alabama, Highfill batted .545 collecting five RBIs, three home runs and a walk

### SINGLE GAME CAREER HIGHS

At Bats	5	5x last at Alabama (4/6/23)
Hits	3	3x last at Alabama (4/6/23)
Runs Scored	3	2x last at Auburn (4/23/23)
Runs Batted In	4	2x last at Alabama (4/6/23)
Doubles	2	vs. ULM (2/22/23)
Triples	--	--
Home Runs	3	vs. Lipscomb (3/11/23)
Walks	3	at Auburn (4/23/23)
Stolen Bases	1	2x last at Auburn (4/23/23)

### MISCELLANEOUS STATS

	2024	CAREER
2 Hit Game	--	3
3 Hit Game	--	3
4+ Hit Game	--	--
2 RBI Game	--	5
3 RBI Game	--	--
4+ RBI Game	--	2

### HIGHFILL'S GAME-BY-GAME HITTING STATS

DATE	OPP	POS	AB	R	H	RBI	2B	3B	HR	BB	K	SB	CS	AVG
2/16	Air Force	PH	1	0	0	0	0	0	0	0	0	0	0	.000
2/17	Air Force	DH	3	0	1	1	0	0	0	0	0	0	0	.250
2/20	Austin Peay	DH	3	0	0	1	0	0	0	0	2	0	0	.143
2/21	Austin Peay	DH	3	1	0	0	0	0	0	1	2	0	0	.100
TOTALS			10	1	1	2	0	0	0	1	4	0	0	.100

### CAREER HITTING STATS

YEAR	AVG	GP-GS	AB	R	H	2B	3B	HR	RBI	TB	SLG%	BB	HP	SO	GDP	OB%	SF	SH
2023	.231	39-36	121	25	28	8	0	9	28	63	.521	12	3	38	5	.312	2	4
2024	.100	4-3	10	1	1	0	0	0	2	1	.100	1	1	4	0	.214	2	0
TOTAL	.221	43-39	131	26	29	8	0	9	30	64	.489	13	4	42	5	.303	4	4

# 23 JACKSON OWEN

C | R/R | JR. | 5-10 | 200  
STARKVILLE, MISS. / STARKVILLE HS / NORTHEAST MISSISSIPPI CC

### QUICK HITS

- NJCAA Gold Glove winning catcher in 2023
- Coaching first base during 2024

### SINGLE GAME CAREER HIGHS

At Bats	--	--
Hits	--	--
Runs Scored	--	--
Runs Batted In	--	--
Doubles	--	--
Triples	--	--
Home Runs	--	--
Walks	--	--
Stolen Bases	--	--

### MISCELLANEOUS STATS

	2024	CAREER
2 Hit Game	--	--
3 Hit Game	--	--
4+ Hit Game	--	--
2 RBI Game	--	--
3 RBI Game	--	--
4+ RBI Game	--	--

### OWEN'S GAME-BY-GAME HITTING STATS

DATE	OPP	POS	AB	R	H	RBI	2B	3B	HR	BB	K	SB	CS	AVG
TOTALS			0	0	0	0	0	0	0	0	0	0	0	.000

### CAREER HITTING STATS

YEAR	AVG	GP-GS	AB	R	H	2B	3B	HR	RBI	TB	SLG%	BB	HP	SO	GDP	OB%	SF	SH
2024	.000	0-0	0	0	0	0	0	0	0	0	.000	0	0	0	0	.000	0	0
TOTAL	.000	0-0	0	0	0	0	0	0	0	0	.000	0	0	0	0	.000	0	0



HITTER PROFILES

24 JACE NORTON

INF | R/R | FR. | 6-3 | 190  
AUBURN, ALA. / AUBURN HS

QUICK HITS

- Son of MLB player Greg Norton

SINGLE GAME CAREER HIGHS

At Bats	--	--
Hits	--	--
Runs Scored	--	--
Runs Batted In	--	--
Doubles	--	--
Triples	--	--
Home Runs	--	--
Walks	--	--
Stolen Bases	--	--

MISCELLANEOUS STATS

	2024	CAREER
2 Hit Game	--	--
3 Hit Game	--	--
4+ Hit Game	--	--
2 RBI Game	--	--
3 RBI Game	--	--
4+ RBI Game	--	--

NORTON'S GAME-BY-GAME HITTING STATS

DATE	OPP	POS	AB	R	H	RBI	2B	3B	HR	BB	K	SB	CS	AVG
TOTALS			0	0	0	0	0	0	0	0	0	0	0	.000

CAREER HITTING STATS

YEAR	AVG	GP-GS	AB	R	H	2B	3B	HR	RBI	TB	SLG%	BB	HP	SO	GDP	OB%	SF	SH
2024	.000	0-0	0	0	0	0	0	0	0	0	.000	0	0	0	0	.000	0	0
TOTAL	.000	0-0	0	0	0	0	0	0	0	0	.000	0	0	0	0	.000	0	0

32 MICHAEL O'BREIN

OF | L/L | FR. | 6-0 | 175  
RIVER RIDGE, LA. / JOHN CURTIS CHRISTIAN

QUICK HITS

- Drew his first plate appearances as a Dawg on March 10 and drew a walk

SINGLE GAME CAREER HIGHS

At Bats	2	3x last vs North Alabama (5/14/24)
Hits	1	vs North Alabama (5/14/24)
Runs Scored	2	vs North Alabama (5/14/24)
Runs Batted In	1	vs Alcorn State (4/16/24)
Doubles	--	--
Triples	--	--
Home Runs	--	--
Walks	2	vs North Alabama (5/14/24)
Stolen Bases	1	vs. Evansville (3/10/24)

MISCELLANEOUS STATS

	2024	CAREER
2 Hit Game	--	--
3 Hit Game	--	--
4+ Hit Game	--	--
2 RBI Game	--	--
3 RBI Game	--	--
4+ RBI Game	--	--

O'BREIN'S GAME-BY-GAME HITTING STATS

DATE	OPP	POS	AB	R	H	RBI	2B	3B	HR	BB	K	SB	CS	AVG
2/18	Air Force	RF	0	0	0	0	0	0	0	0	0	0	0	.000
2/24	Georgia Southern	CF	0	0	0	0	0	0	0	0	0	0	0	.000
2/27	Jackson State	CF	0	0	0	0	0	0	0	0	0	0	0	.000
2/29	Mount St. Mary's	LF	0	0	0	0	0	0	0	0	0	0	0	.000
3/2	Mount St. Mary's	LF	0	0	0	0	0	0	0	0	0	0	0	.000
3/2	Mount St. Mary's	LF	0	0	0	0	0	0	0	0	0	0	0	.000
3/9	Evansville	LF	0	0	0	0	0	0	0	0	0	0	0	.000
3/10	Evansville	CF	0	1	0	0	0	0	0	1	0	1	0	.000
3/12	vs South Alabama	LF	0	0	0	0	0	0	0	0	0	0	0	.000
3/19	Memphis	PR/CF	0	0	0	0	0	0	0	0	0	0	0	.000
4/2	Central Arkansas	PR	0	0	0	0	0	0	0	0	0	0	0	.000
4/12	at Ole Miss	PH/CF	1	0	0	0	0	0	0	0	1	0	0	.000
4/13	at Ole Miss	PH/DH	2	1	0	0	0	0	0	1	0	0	0	.000
4/14	at Ole Miss	DH	2	0	0	0	0	0	0	0	0	0	0	.000
4/16	Alcorn State	PH/CF	0	0	0	1	0	0	0	1	0	0	0	.000
5/11	at Arkansas	CF	0	0	0	0	0	0	0	0	0	0	0	.000
5/12	at Arkansas	PR	0	0	0	0	0	0	0	0	0	0	0	.000
5/14	North Alabama	CF	2	2	1	0	0	0	0	2	0	0	0	.143
5/16	Missouri	CF	0	0	0	0	0	0	0	0	0	0	0	.143
5/17	Missouri	CF	0	0	0	0	0	0	0	0	0	0	0	.143
5/18	Missouri	CF	1	0	0	0	0	0	0	0	0	0	0	.125
5/23	vs. Vanderbilt	PR	0	0	0	0	0	0	0	0	0	0	0	.125
TOTALS			8	4	1	1	0	0	0	5	1	1	0	.125

CAREER HITTING STATS

YEAR	AVG	GP-GS	AB	R	H	2B	3B	HR	RBI	TB	SLG%	BB	HP	SO	GDP	OB%	SF	SH
2024	.125	23-2	8	4	1	0	0	0	1	1	.125	5	0	1	0	.462	0	0
TOTAL	.125	23-2	8	4	1	0	0	0	1	1	.125	5	0	1	0	.462	0	0





## HITTER PROFILES

# 33 RIVES REYNOLDS

OF | R/R | FR. | 5-11 | 175  
FLOWOOD, MISS. / JACKSON PREP

### QUICK HITS

#### SINGLE GAME CAREER HIGHS

At Bats	--	--
Hits	--	--
Runs Scored	--	--
Runs Batted In	--	--
Doubles	--	--
Triples	--	--
Home Runs	--	--
Walks	--	--
Stolen Bases	--	--

#### MISCELLANEOUS STATS

	2024	CAREER
2 Hit Game	--	--
3 Hit Game	--	--
4+ Hit Game	--	--
2 RBI Game	--	--
3 RBI Game	--	--
4+ RBI Game	--	--

#### REYNOLDS' GAME-BY-GAME HITTING STATS

DATE	OPP	POS	AB	R	H	RBI	2B	3B	HR	BB	K	SB	CS	AVG
TOTALS			0	0	0	0	0	0	0	0	0	0	0	.000

#### CAREER HITTING STATS

YEAR	AVG	GP-GS	AB	R	H	2B	3B	HR	RBI	TB	SLG%	BB	HP	SO	GDP	OB%	SF	SH
2024	.000	0-0	0	0	0	0	0	0	0	0	.000	0	0	0	0	.000	0	0
TOTAL	.000	0-0	0	0	0	0	0	0	0	0	.000	0	0	0	0	.000	0	0

# 37 BRETT HOUSE

INF/OF | R/R | FR. | 6-3 | 200  
HOSCHTON, GA. / CHEROKEE BLUFF HS

### QUICK HITS

#### SINGLE GAME CAREER HIGHS

At Bats	--	--
Hits	--	--
Runs Scored	--	--
Runs Batted In	--	--
Doubles	--	--
Triples	--	--
Home Runs	--	--
Walks	--	--
Stolen Bases	--	--

#### MISCELLANEOUS STATS

	2024	CAREER
2 Hit Game	--	--
3 Hit Game	--	--
4+ Hit Game	--	--
2 RBI Game	--	--
3 RBI Game	--	--
4+ RBI Game	--	--

#### HOUSE'S GAME-BY-GAME HITTING STATS

DATE	OPP	POS	AB	R	H	RBI	2B	3B	HR	BB	K	SB	CS	AVG
TOTALS			0	0	0	0	0	0	0	0	0	0	0	.000

#### CAREER HITTING STATS

YEAR	AVG	GP-GS	AB	R	H	2B	3B	HR	RBI	TB	SLG%	BB	HP	SO	GDP	OB%	SF	SH
2024	.000	0-0	0	0	0	0	0	0	0	0	.000	0	0	0	0	.000	0	0
TOTAL	.000	0-0	0	0	0	0	0	0	0	0	.000	0	0	0	0	.000	0	0



## HITTER PROFILES

# 38 BRYCE CHANCE

OF | R/R | JR. | 5-10 | 180  
RIDGELAND, MISS. / MADISON-RIDGELAND ACADEMY

### QUICK HITS

- Is 7-for-10 stolen bases on the season
- Hardest player to strike out in the SEC
- Has 15 multi-hit games this season
- Hitting .533 over the Dawgs last five games

### SINGLE GAME CAREER HIGHS

At Bats	6	at Ole Miss (4/13/24)
Hits	3	4x last vs. Missouri (5/18/24)
Runs Scored	2	9x last vs Texas A&M (5/22/24)
Runs Batted In	4	2x last vs LSU (3/16/24)
Doubles	1	15x last vs Missouri (5/18/24)
Triples	1	vs Missouri (5/16/24)
Home Runs	1	8x last vs Missouri (5/16/24)
Walks	3	vs. Austin Peay (2/21/24)
Stolen Bases	2	vs. Southern Miss (3/5/24)

### MISCELLANEOUS STATS

	2024	CAREER
2 Hit Game	13	20
3 Hit Game	1	4
4+ Hit Game	--	--
2 RBI Game	4	8
3 RBI Game	2	4
4+ RBI Game	1	2

### CHANCE'S GAME-BY-GAME HITTING STATS

DATE	OPP	POS	AB	R	H	RBI	2B	3B	HR	BB	K	SB	CS	AVG
2/16	Air Force	LF	5	1	2	3	0	0	1	0	0	1	0	.400
2/17	Air Force	LF	3	1	1	0	1	0	0	1	0	0	1	.375
2/18	Air Force	LF	4	1	2	1	0	0	0	0	0	0	0	.417
2/20	Austin Peay	LF	3	0	1	1	0	0	0	1	0	0	0	.400
2/21	Austin Peay	LF	3	1	0	1	0	0	0	3	0	0	0	.333
2/23	Georgia Southern	LF	4	0	1	0	0	0	0	0	0	0	0	.318
2/24	Georgia Southern	LF	4	0	0	0	0	0	0	0	1	0	0	.269
2/25	Georgia Southern	LF	4	1	1	3	1	0	0	0	0	0	0	.267
2/27	Jackson State	LF	3	1	0	1	0	0	0	1	0	0	0	.242
2/29	Mount St. Mary's	LF	4	2	1	0	1	0	0	1	0	0	0	.243
3/2	Mount St. Mary's	LF	4	0	0	0	0	0	0	0	1	0	0	.220
3/2	Mount St. Mary's	LF	3	1	1	0	0	0	0	0	0	1	0	.227
3/5	vs Southern Miss	LF	4	0	1	0	1	0	0	0	1	2	0	.250
3/8	Evansville	LF	4	0	0	0	0	0	0	0	0	0	0	.231
3/10	Evansville	PH/LF	0	0	0	0	0	0	0	1	0	1	0	.231
3/12	vs South Alabama	LF	2	0	0	0	0	0	0	0	1	0	0	.222
3/13	vs New Orleans	PH/LF	2	0	1	0	0	0	0	0	0	0	0	.232
3/16	LSU	DH	4	2	2	4	0	0	1	0	0	0	0	.250
3/17	LSU	DH	5	0	1	2	1	0	0	0	1	0	0	.246
3/19	Memphis	DH	3	1	1	1	1	0	0	2	0	0	0	.250
3/21	at Texas A&M	PH	1	0	1	0	0	0	0	0	0	0	0	.261
3/22	at Texas A&M	DH	3	0	0	1	0	0	0	0	0	0	0	.250
3/23	at Texas A&M	DH	2	0	0	0	0	0	0	1	0	0	0	.243
3/26	at Samford	PH/DH	2	1	1	1	0	0	1	0	0	0	0	.250
3/29	at Florida	DH	4	1	2	2	0	0	0	0	0	0	0	.263
3/30	at Florida	DH	4	1	1	0	0	0	0	1	0	0	1	.262
3/31	at Florida	DH	4	0	2	1	0	0	0	0	0	0	0	.273
4/2	Central Arkansas	LF	3	1	0	0	0	0	0	1	0	0	0	.264
4/5	Georgia	LF	4	0	1	0	0	0	0	0	1	1	0	.263
4/6	Georgia	LF	3	0	1	0	0	0	0	0	0	0	0	.265
4/7	Georgia	LF	3	0	2	2	0	0	0	1	0	0	0	.277
4/12	at Ole Miss	LF	3	1	1	1	1	0	0	1	0	0	0	.279
4/13	at Ole Miss	LF	6	0	1	0	0	0	0	0	0	0	0	.273
4/14	at Ole Miss	LF	3	1	1	0	0	0	0	0	0	0	0	.274
4/16	Alcorn State	LF	1	1	1	1	0	0	0	1	0	0	1	.281
4/19	Auburn	LF	4	1	2	1	1	0	1	0	0	0	0	.288
4/21	Auburn	LF	3	0	2	0	0	0	0	0	0	0	0	.298
4/21	Auburn	LF	3	2	2	0	0	0	0	0	1	0	0	.306
4/23	at Memphis	LF	4	1	1	0	1	0	0	0	0	0	0	.305
4/26	at Vanderbilt	LF	4	0	0	0	0	0	0	0	0	0	0	.295
4/27	at Vanderbilt	LF	5	0	0	0	0	0	0	0	2	0	0	.285
4/28	at Vanderbilt	LF	4	0	0	0	0	0	0	1	0	0	0	.277
5/1	vs Ole Miss	LF	4	0	1	1	0	0	0	1	0	0	0	.276
5/3	Alabama	LF	4	1	2	1	0	0	1	0	0	0	0	.282
5/4	Alabama	LF	5	1	2	2	1	0	0	0	0	0	0	.286
5/5	Alabama	LF	5	1	2	0	0	0	0	1	0	0	0	.289
5/10	at Arkansas	LF	2	1	1	1	0	0	0	2	1	0	0	.292
5/11	at Arkansas	LF	4	1	0	0	0	0	0	2	0	0	0	.285
5/12	at Arkansas	LF	5	0	1	0	0	0	0	0	0	0	0	.282
5/14	North Alabama	LF	5	1	1	0	0	0	0	0	2	0	0	.280
5/16	Missouri	LF	4	2	2	1	0	1	1	0	0	0	0	.285
5/17	Missouri	LF	3	1	1	0	0	0	0	0	0	0	0	.286
5/18	Missouri	LF	4	0	3	1	1	0	0	0	0	1	0	.296
5/21	vs. Ole Miss	LF	4	0	0	0	0	0	0	0	3	0	0	.289
5/22	vs. Texas A&M	LF	3	2	1	0	0	0	0	1	0	0	0	.290
5/23	vs. Vanderbilt	LF	4	0	0	0	0	0	0	1	1	0	0	.284
5/24	vs. Tennessee	LF	2	1	0	0	0	0	0	2	0	0	0	.281
TOTALS			199	35	56	34	11	1	6	26	18	7	3	.281

### CAREER HITTING STATS

YEAR	AVG	GP-GS	AB	R	H	2B	3B	HR	RBI	TB	SLG%	BB	HP	SO	GDP	OB%	SF	SH
2023	.330	36-27	100	24	33	4	0	2	22	43	.430	20	2	15	3	.444	2	1
2024	.281	57-53	199	35	56	11	1	6	34	87	.437	26	6	18	5	.373	5	0
TOTAL	.298	93-80	299	59	89	15	1	8	56	130	.435	46	8	33	8	.397	7	1

## HITTER PROFILES

# 40 LOGAN KOHLER

INF | L/R | SR. | 6-1 | 195  
LITTLE ELM, TEXAS / LITTLE ELM HS/ MEMPHIS

### QUICK HITS

- Transferred to State from Memphis
- Second Team All-AAC Third Baseman in 2023 for Memphis
- Career .306 in his two seasons at Memphis

### SINGLE GAME CAREER HIGHS

At Bats	6	2x last vs. Samford (2/28/23)*
Hits	5	vs. Houston (4/22/23)^
Runs Scored	3	3x last vs. Evansville (3/10/24)
Runs Batted In	5	vs. UAPB (3/28/23)^
Doubles	2	3x last vs LSU (3/16/24)
Triples	1	2x last at Arkansas State (5/2/23)+
Home Runs	2	vs Alabama (5/5/24)
Walks	4	2x last vs. Evansville (3/10/24)
Stolen Bases	1	16x last vs. Jackson State (2/27/24)

\*Statistics from Oklahoma

^Statistics from Memphis

+Statistics from Oklahoma & Memphis

### MISCELLANEOUS STATS

	2024	CAREER
2 Hit Game	8	31
3 Hit Game	3	12
4+ Hit Game	--	1
2 RBI Game	7	19
3 RBI Game	2	9
4+ RBI Game	--	2

### KOHLER'S GAME-BY-GAME HITTING STATS

DATE	OPP	POS	AB	R	H	RBI	2B	3B	HR	BB	K	SB	CS	AVG
2/16	Air Force	3B	1	0	1	1	0	0	0	1	0	0	0	1.000
2/21	Austin Peay	PH	1	0	0	0	0	0	0	0	0	0	0	.500
2/23	Georgia Southern	3B	4	1	3	0	0	0	0	0	1	0	0	.667
2/24	Georgia Southern	3B	3	0	0	0	0	0	0	0	1	0	0	.444
2/25	Georgia Southern	3B	4	1	1	0	0	0	0	1	1	0	0	.385
2/27	Jackson State	3B	5	1	1	2	0	0	0	0	1	1	0	.333
2/29	Mount St. Mary's	3B	4	1	1	2	0	0	0	0	1	0	0	.318
3/2	Mount St. Mary's	3B	2	1	0	0	0	0	0	2	1	0	0	.292
3/2	Mount St. Mary's	3B	3	1	0	0	0	0	0	0	1	0	0	.259
3/5	vs Southern Miss	3B	3	0	1	0	1	0	0	1	2	0	0	.267
3/8	Evansville	3B	2	0	0	0	0	0	0	1	1	0	0	.250
3/9	Evansville	3B	4	1	1	0	0	0	0	0	1	0	0	.250
3/10	Evansville	3B	1	3	0	0	0	0	0	4	1	0	0	.243
3/12	vs South Alabama	3B	3	0	0	0	0	0	0	1	1	0	0	.225
3/13	vs New Orleans	3B	4	0	1	0	0	0	0	1	1	0	0	.227
3/15	LSU	3B	4	1	2	1	0	0	0	1	2	0	0	.250
3/16	LSU	3B	5	1	2	1	2	0	0	0	0	0	0	.264
3/17	LSU	3B	5	0	1	2	0	0	0	0	1	0	0	.259
3/19	Memphis	3B	4	1	0	0	0	0	0	2	1	0	0	.242
3/21	at Texas A&M	3B	4	0	0	0	0	0	0	0	1	0	0	.227
3/22	at Texas A&M	3B	5	0	0	1	0	0	0	0	1	0	0	.211
3/23	at Texas A&M	3B	3	0	1	1	0	0	0	0	1	0	0	.216
3/26	at Samford	3B	3	1	0	0	0	0	0	2	2	0	0	.208
3/29	at Florida	3B	5	1	1	0	0	0	0	0	4	0	0	.207
4/2	Central Arkansas	PH	0	0	0	0	0	0	0	1	0	0	0	.207
4/5	Georgia	3B	2	0	0	1	0	0	0	0	1	0	0	.202
4/6	Georgia	3B	3	1	2	0	1	0	0	0	0	0	0	.218
4/12	at Ole Miss	3B	4	1	1	2	0	0	0	0	0	0	0	.220
4/13	at Ole Miss	3B	5	1	0	0	0	0	0	0	3	0	0	.208
4/14	at Ole Miss	3B	2	0	0	1	0	0	0	1	1	0	0	.204
4/16	Alcorn State	3B	1	2	0	0	0	0	0	2	1	0	0	.202
4/19	Auburn	3B	3	1	2	1	1	0	0	0	0	0	0	.216
4/21	Auburn	3B	1	1	0	0	0	0	0	1	0	0	0	.214
4/21	Auburn	3B	3	0	2	3	1	0	0	0	0	0	0	.226
4/23	at Memphis	3B	4	0	0	0	0	0	0	0	2	0	0	.218
4/26	at Vanderbilt	3B	3	0	0	0	0	0	0	0	0	0	0	.212
4/27	at Vanderbilt	3B	4	0	0	0	0	0	0	0	1	0	0	.205
4/28	at Vanderbilt	3B	4	1	1	3	0	0	1	0	2	0	0	.207
5/1	vs Ole Miss	3B	4	1	0	1	0	0	0	0	1	0	0	.200
5/3	Alabama	3B	4	0	1	0	0	0	0	0	0	0	0	.202
5/4	Alabama	3B	4	2	3	2	1	0	1	0	1	0	1	.218
5/5	Alabama	3B	4	2	2	2	0	0	2	0	2	0	0	.226
5/10	at Arkansas	3B	4	1	1	0	0	0	0	1	2	0	0	.227
5/11	at Arkansas	3B	3	1	2	2	0	0	1	1	1	0	0	.236
5/12	at Arkansas	3B	4	2	2	0	0	0	0	1	1	0	0	.243
5/14	North Alabama	3B	4	0	0	0	0	0	0	0	2	0	0	.237
5/16	Missouri	3B	3	0	0	0	0	0	0	0	0	0	0	.232
5/17	Missouri	3B	4	0	1	1	0	0	0	0	1	0	0	.233
5/18	Missouri	3B	5	1	3	0	0	0	0	0	2	0	0	.244
5/21	vs. Ole Miss	3B	2	0	1	0	0	0	0	0	0	0	0	.247
5/22	vs. Texas A&M	3B	4	0	1	0	1	0	0	0	2	0	0	.247
5/23	vs. Vanderbilt	3B	4	0	1	0	0	0	0	1	1	0	0	.247
5/24	vs. Tennessee	3B	4	0	0	0	0	0	0	0	3	0	0	.242
TOTALS			178	33	43	30	8	0	5	26	57	1	1	.242

### CAREER HITTING STATS

YEAR	AVG	GP-GS	AB	R	H	2B	3B	HR	RBI	TB	SLG%	BB	HP	SO	GDP	OB%	SF	SH
2020*	.174	9-6	23	0	4	0	0	0	2	4	.174	1	0	5	0	.200	1	0
2021*	.175	18-10	40	5	7	3	1	0	6	12	.300	1	2	13	0	.233	0	0
2022^	.282	55-54	195	35	55	12	0	6	35	85	.436	27	4	44	1	.374	4	4
2023^	.330	52-52	197	37	65	13	1	11	34	113	.574	22	3	49	2	.404	1	2
2024	.242	53-51	178	33	43	8	0	5	30	66	.371	26	6	57	0	.354	2	2
TOTAL	241	187-173	633	110	174	36	2	22	107	280	.371	77	15	168	3	.313	7	8

\*Statistics from Oklahoma

^Statistics from Memphis



## HITTER PROFILES

# 41 ETHAN PULLIAM

INF/OF | R/R | FR. | 6-1 | 180  
STARKVILLE, MISS. / STARKVILLE HS

### QUICK HITS

- Made Diamond Dawgs debut vs. Air Force (2/18)
- Made first career start April 16 vs. Alcorn State
- Has five multi-hit games

### SINGLE GAME CAREER HIGHS

At Bats	4	5x last at Arkansas (5/12/24)
Hits	3	at Arkansas (5/12/24)
Runs Scored	1	7x last at Arkansas (5/12/24)
Runs Batted In	4	at Arkansas (5/12/24)
Doubles	2	at Arkansas (5/12/24)
Triples	--	--
Home Runs	1	at Arkansas (5/12/24)
Walks	2	at Arkansas (5/11/24)
Stolen Bases	1	at Memphis (4/23/24)

### MISCELLANEOUS STATS

	2024	CAREER
2 Hit Game	4	4
3 Hit Game	1	1
4+ Hit Game	--	--
2 RBI Game	--	--
3 RBI Game	--	--
4+ RBI Game	1	1

### PULLIAM'S GAME-BY-GAME HITTING STATS

DATE	OPP	POS	AB	R	H	RBI	2B	3B	HR	BB	K	SB	CS	AVG
2/18	Air Force	PH	1	0	0	0	0	0	0	0	0	0	0	.000
2/27	Jackson State	LF	0	0	0	0	0	0	0	0	0	0	0	.000
3/10	Evansville	PH	1	0	0	1	0	0	0	0	0	0	0	.000
3/12	vs South Alabama	PR	0	0	0	0	0	0	0	0	0	0	0	.000
4/2	Central Arkansas	PR	0	1	0	0	0	0	0	0	0	0	0	.000
4/16	Alcorn State	2B	3	1	2	1	0	0	1	0	0	0	0	.400
4/19	Auburn	2B	3	1	2	0	0	0	1	0	0	0	0	.500
4/21	Auburn	2B	3	0	1	1	0	0	0	1	0	0	0	.455
4/21	Auburn	2B	3	0	0	0	0	0	0	0	0	0	0	.357
4/23	at Memphis	2B	3	0	2	1	1	0	1	0	1	0	0	.412
4/26	at Vanderbilt	2B	3	0	0	0	0	0	0	0	0	0	0	.350
4/27	at Vanderbilt	2B	4	1	2	1	1	0	0	1	0	0	0	.375
4/28	at Vanderbilt	2B	4	0	1	0	0	0	0	3	0	0	0	.357
5/1	vs Ole Miss	2B	4	1	1	0	0	0	0	0	0	0	0	.344
5/3	Alabama	2B	2	1	0	1	0	0	0	1	1	0	0	.324
5/4	Alabama	2B	2	0	0	0	0	0	0	0	0	0	0	.306
5/5	Alabama	2B	4	0	0	0	0	0	0	0	0	0	0	.275
5/10	at Arkansas	2B	3	0	0	0	0	0	0	1	0	0	0	.256
5/11	at Arkansas	2B	3	0	0	0	0	0	2	1	0	0	0	.239
5/12	at Arkansas	2B	4	1	3	4	2	0	1	1	0	0	0	.280
5/14	North Alabama	2B	3	0	1	0	1	0	0	1	0	0	0	.283
5/16	Missouri	RF	3	0	0	0	0	0	0	1	0	0	0	.268
5/17	Missouri	RF	2	0	0	0	0	0	0	1	0	0	0	.259
5/18	Missouri	RF	3	0	0	1	0	0	0	0	0	0	0	.246
5/21	vs. Ole Miss	PH	1	0	0	0	0	0	0	1	0	0	0	.242
5/23	vs. Vanderbilt	PH	1	0	0	0	0	0	0	0	0	0	0	.238
5/24	vs. Tennessee	DH	3	0	0	0	0	0	0	2	0	0	0	.227
TOTALS			66	7	15	11	5	0	1	8	13	1	0	.227

### CAREER HITTING STATS

YEAR	AVG	GP-GS	AB	R	H	2B	3B	HR	RBI	TB	SLG%	BB	HP	SO	GDP	OB%	SF	SH
2024	.227	27-20	66	7	15	5	0	1	11	23	.348	8	0	13	0	.307	1	0
TOTAL	.227	27-20	66	7	15	5	0	1	11	23	.348	8	0	13	0	.307	1	0

# 43 STEVEN SPALLITA

INF/C | L/R | FR. | 5-10 | 185  
MANDEVILLE, LA. / FONTAINEBLEAU HS

### QUICK HITS

- Made Bulldog debut vs. Jackson State (2/27)
- Collected his first Bulldogs hit on March 9
- Made first start of his career Tuesday night at Samford

### SINGLE GAME CAREER HIGHS

At Bats	3	at Ole Miss (4/13/24)
Hits	1	vs Evansville (3/9/24)
Runs Scored	--	--
Runs Batted In	--	--
Doubles	--	--
Triples	--	--
Home Runs	--	--
Walks	1	vs. Central Arkansas (4/2/24)
Stolen Bases	--	--

### MISCELLANEOUS STATS

	2024	CAREER
2 Hit Game	--	--
3 Hit Game	--	--
4+ Hit Game	--	--
2 RBI Game	--	--
3 RBI Game	--	--
4+ RBI Game	--	--

### SPALLITA' GAME-BY-GAME HITTING STATS

DATE	OPP	POS	AB	R	H	RBI	2B	3B	HR	BB	K	SB	CS	AVG
2/27	Jackson State	PH	1	0	0	0	0	0	0	0	1	0	0	.000
3/9	Evansville	PH	1	0	1	0	0	0	0	0	0	0	0	.500
3/19	Memphis	C	0	0	0	0	0	0	0	0	0	0	0	.500
3/26	at Samford	C	2	0	0	0	0	0	0	0	0	0	0	.250
4/2	Central Arkansas	C	1	0	0	0	0	0	0	1	0	0	0	.200
4/6	Georgia	PH/3B	1	0	0	0	0	0	0	0	0	0	0	.167
4/13	at Ole Miss	DH	3	0	0	0	0	0	0	2	0	0	0	.111
4/16	Alcorn State	PH	1	0	0	0	0	0	0	0	0	0	0	.100
TOTALS			10	0	1	0	0	0	0	1	3	0	0	.100

### CAREER HITTING STATS

YEAR	AVG	GP-GS	AB	R	H	2B	3B	HR	RBI	TB	SLG%	BB	HP	SO	GDP	OB%	SF	SH
2024	.100	8-3	10	0	1	0	0	0	0	1	.100	1	1	3	0	.250	0	0
TOTAL	.100	8-3	10	0	1	0	0	0	0	1	.100	1	1	3	0	.250	0	0





## HITTER PROFILES

# 42 DAKOTA JORDAN

OF | R/R | SO. | 6-0 | 220  
CANTON, MISS. / JACKSON ACADEMY

### QUICK HITS

- Named SEC Co-Player of the Week on March 11
- Ranks 17th in the SEC in home runs with 17
- Ranks 6th in the SEC in RBIs with 63
- Two homers shy of joining the single season top 10 list at MSU

### SINGLE GAME CAREER HIGHS

At Bats	6	2x last at Ole Miss (4/13/24)
Hits	4	vs. Evansville (3/8/24)
Runs Scored	4	vs Memphis (3/19/24)
Runs Batted In	5	vs. Jackson State (2/27/24)
Doubles	2	3x last vs Missouri (5/17/24)
Triples	1	2x last vs Alcorn State (4/16/24)
Home Runs	2	at Florida (3/30/24)
Walks	3	2x last vs Evansville (3/10/24)
Stolen Bases	1	7x last vs Alcorn State (4/16/24)

### MISCELLANEOUS STATS

	2024	CAREER
2 Hit Game	16	24
3 Hit Game	6	9
4+ Hit Game	1	1
2 RBI Game	8	15
3 RBI Game	5	10
4+ RBI Game	5	6

### JORDAN'S GAME-BY-GAME HITTING STATS

DATE	OPP	POS	AB	R	H	RBI	2B	3B	HR	BB	K	SB	CS	AVG
2/16	Air Force	RF	4	3	2	1	0	0	1	1	2	0	0	.500
2/17	Air Force	RF	4	1	1	0	1	0	0	1	2	0	0	.375
2/18	Air Force	RF	4	3	2	2	1	0	1	0	1	0	0	.417
2/20	Austin Peay	RF	4	1	0	0	0	0	0	1	2	0	0	.313
2/21	Austin Peay	RF	4	0	1	1	0	0	0	1	1	0	0	.300
2/23	Georgia Southern	RF	3	0	1	1	1	0	0	2	1	0	0	.304
2/24	Georgia Southern	RF	4	0	1	0	0	0	0	0	1	0	0	.296
2/25	Georgia Southern	CF/RF	4	1	1	0	0	0	0	1	2	0	0	.290
2/27	Jackson State	RF	3	3	3	5	1	0	1	2	0	0	0	.353
2/29	Mount St. Mary's	CF/RF	4	2	1	1	1	0	0	1	2	0	0	.342
3/2	Mount St. Mary's	RF	4	1	2	2	0	0	1	0	2	0	0	.357
3/2	Mount St. Mary's	RF	3	0	0	0	0	0	0	1	2	0	0	.333
3/5	vs Southern Miss	RF	4	1	2	3	0	0	1	0	1	0	0	.347
3/8	Evansville	CF/RF	4	1	4	4	1	0	1	1	0	0	0	.396
3/9	Evansville	RF	3	1	2	4	1	0	1	1	1	0	0	.411
3/10	Evansville	RF	2	1	1	2	0	0	1	3	0	0	0	.414
3/12	vs South Alabama	RF	4	1	2	2	0	0	1	1	1	0	0	.419
3/13	vs New Orleans	RF	3	0	1	0	0	0	0	2	0	0	0	.415
3/15	LSU	RF	4	1	2	0	0	0	0	1	0	0	0	.420
3/16	LSU	RF	3	0	0	0	0	0	0	2	1	0	0	.403
3/17	LSU	RF	4	3	2	4	0	0	1	1	0	0	0	.408
3/19	Memphis	RF	3	4	2	3	0	0	1	2	1	1	0	.418
3/21	at Texas A&M	RF	4	0	1	0	0	0	0	0	3	0	0	.410
3/22	at Texas A&M	RF	5	0	1	0	0	0	0	0	1	0	0	.398
3/23	at Texas A&M	RF	4	0	0	0	0	0	0	0	3	0	0	.380
3/26	at Samford	RF	4	2	3	3	1	0	0	1	2	0	1	.396
3/29	at Florida	RF	3	0	1	1	0	0	0	2	0	0	0	.394
3/30	at Florida	RF	5	3	3	2	1	0	2	0	1	0	0	.404
3/31	at Florida	RF	3	0	0	0	0	0	0	1	1	0	0	.393
4/2	Central Arkansas	RF	4	0	0	1	0	0	0	0	2	0	0	.378
4/5	Georgia	RF	3	1	0	0	0	0	0	0	2	0	0	.368
4/6	Georgia	RF	3	0	1	2	0	0	0	0	2	0	0	.368
4/7	Georgia	RF	4	2	2	1	0	0	0	1	2	0	0	.372
4/12	at Ole Miss	RF	5	1	2	2	0	0	1	0	3	0	0	.373
4/13	at Ole Miss	RF	6	0	2	1	0	0	0	0	3	0	0	.371
4/14	at Ole Miss	RF	3	0	1	0	0	0	0	0	0	0	0	.370
4/16	Alcorn State	RF	3	2	2	3	0	1	0	0	1	1	0	.377
4/19	Auburn	RF	3	2	1	0	1	0	0	2	0	0	0	.376
4/21	Auburn	RF	4	0	2	0	0	0	0	0	2	0	0	.379
4/21	Auburn	RF	3	1	1	0	0	0	0	1	2	0	0	.378
4/23	at Memphis	RF	5	1	2	4	0	0	1	0	2	0	0	.379
4/26	at Vanderbilt	RF	4	0	1	0	0	0	0	0	1	0	0	.376
4/27	at Vanderbilt	RF	2	2	0	0	0	0	0	2	2	0	0	.371
4/28	at Vanderbilt	RF	4	0	0	0	0	0	0	1	3	0	0	.362
5/1	vs Ole Miss	RF	5	0	3	0	0	0	0	0	1	0	0	.369
5/3	Alabama	RF	2	2	1	0	0	0	0	2	1	0	0	.371
5/4	Alabama	RF	3	0	0	0	0	0	0	1	2	0	0	.364
5/5	Alabama	RF	4	1	2	1	1	0	0	0	0	0	0	.367
5/10	at Arkansas	CF	4	1	1	0	0	0	0	1	3	0	0	.365
5/11	at Arkansas	CF/RF	4	1	3	3	1	0	1	1	1	0	0	.373
5/12	at Arkansas	CF	4	0	1	0	0	0	0	0	1	0	0	.370
5/14	North Alabama	RF	3	0	1	1	0	0	0	0	1	0	0	.370
5/16	Missouri	CF/RF	3	0	0	0	0	0	0	1	0	0	0	.364
5/17	Missouri	CF/RF	4	1	3	1	2	0	0	0	0	1	0	.372
5/18	Missouri	CF/RF	5	0	0	0	0	0	0	0	2	0	0	.363
5/21	vs. Ole Miss	RF	4	0	0	0	0	0	0	0	1	0	0	.356
5/22	vs. Texas A&M	RF	5	0	0	0	0	0	0	0	1	0	0	.347
5/23	vs. Vanderbilt	RF	4	0	0	0	0	0	0	0	3	0	0	.341
5/24	vs. Tennessee	RF	4	0	1	2	0	0	0	0	1	0	0	.339
TOTALS			221	51	75	63	14	1	17	43	77	3	1	.339

### CAREER HITTING STATS

YEAR	AVG	GP-GS	AB	R	H	2B	3B	HR	RBI	TB	SLG%	BB	HP	SO	GDP	OB%	SF	SH
2023	.307	44-41	153	29	47	9	1	10	40	88	.575	25	1	46	2	.397	5	0
2024	.339	59-59	221	51	75	14	1	17	63	142	.643	43	4	77	1	.452	2	0
TOTAL	.326	103-100	374	80	122	23	2	27	103	230	.615	68	5	123	3	.430	7	0



## HITTER PROFILES

# 44 HUNTER HINES

INF/OF | L/R | JR. | 6-3 | 210  
MADISON, MISS. / MADISON CENTRAL HS

### QUICK HITS

- Tied for sixth in program history with 22 home runs in a single season in 2023
- Has the fifth most homers in program history with 53 career home runs
- Driven in 164 runs in his career, and is 20 RBIs away from entering the top 10 at MSU
- Has 15 homers this season, the second most on the team, with 12 coming in SEC play

### SINGLE GAME CAREER HIGHS

At Bats	6	4x last vs Memphis (3/19/24)
Hits	4	vs. South Carolina (3/31/23)
Runs Scored	4	vs. Georgia (3/20/22)
Runs Batted In	5	2x last at Vanderbilt (4/27/24)
Doubles	2	vs. Lipscomb (3/10/23)
Triples	1	vs. Northern Kentucky (2/25/22)
Home Runs	2	6x last vs Alabama (5/3/24)
Walks	3	vs. Memphis (3/29/22)
Stolen Bases	1	vs. Evansville (3/8/24)

### MISCELLANEOUS STATS

	2024	CAREER
2 Hit Game	9	31
3 Hit Game	6	18
4+ Hit Game	--	1
2 RBI Game	4	16
3 RBI Game	4	13
4+ RBI Game	4	11

### HINES' GAME-BY-GAME HITTING STATS

DATE	OPP	POS	AB	R	H	RBI	2B	3B	HR	BB	K	SB	CS	AVG
2/16	Air Force	1B	5	0	1	1	0	0	0	0	3	0	0	.200
2/17	Air Force	1B	4	0	1	0	0	0	0	0	1	0	0	.222
2/18	Air Force	1B	5	3	3	1	1	0	0	0	1	0	0	.357
2/20	Austin Peay	1B	3	1	1	0	0	0	0	1	0	0	0	.353
2/21	Austin Peay	1B	4	1	2	3	1	0	0	2	1	0	0	.381
2/23	Georgia Southern	1B	4	1	0	0	0	0	0	1	0	0	0	.320
2/24	Georgia Southern	1B	3	0	0	1	0	0	0	1	1	0	0	.286
2/25	Georgia Southern	1B	5	2	3	0	0	0	0	0	1	0	0	.333
2/27	Jackson State	1B	4	1	3	4	0	0	0	1	0	0	0	.378
2/29	Mount St. Mary's	1B	4	0	1	3	0	0	0	1	1	0	0	.366
3/2	Mount St. Mary's	1B	4	0	0	0	0	0	0	0	1	0	0	.333
3/2	Mount St. Mary's	1B	4	0	0	0	0	0	0	0	3	0	0	.306
3/5	vs Southern Miss	1B	4	0	0	1	0	0	0	0	2	0	0	.283
3/8	Evansville	1B	5	0	3	1	0	0	0	0	0	1	0	.310
3/9	Evansville	1B	4	1	1	0	0	0	1	0	0	0	0	.306
3/10	Evansville	1B	5	0	0	0	0	0	0	0	0	0	0	.284
3/12	vs South Alabama	1B	5	0	1	0	0	0	0	0	0	0	0	.278
3/13	vs New Orleans	1B	4	0	1	0	0	0	0	1	0	0	0	.276
3/15	LSU	1B	5	2	2	4	0	0	2	0	2	0	0	.284
3/16	LSU	1B	5	1	0	0	0	0	0	0	1	0	0	.267
3/17	LSU	1B	3	3	1	1	0	0	1	2	2	0	0	.270
3/19	Memphis	1B	6	1	2	0	0	0	0	0	1	0	0	.274
3/21	at Texas A&M	1B	4	1	2	2	0	0	1	0	1	0	0	.283
3/22	at Texas A&M	1B	3	1	3	3	0	0	1	2	0	0	0	.304
3/23	at Texas A&M	1B	4	0	1	0	1	0	0	0	2	0	0	.302
3/26	at Samford	1B	5	1	2	2	1	0	1	0	2	0	0	.306
3/29	at Florida	1B	4	0	1	0	0	0	0	1	0	0	0	.304
3/30	at Florida	1B	4	3	2	0	0	0	0	1	1	0	0	.311
3/31	at Florida	1B	4	0	1	0	0	0	0	0	1	0	0	.309
4/2	Central Arkansas	1B	5	1	1	1	0	0	1	0	1	0	0	.305
4/5	Georgia	1B	3	1	1	1	0	0	0	1	1	0	0	.305
4/6	Georgia	1B	3	0	0	0	0	0	0	0	3	0	0	.299
4/7	Georgia	1B	5	1	1	0	0	0	0	0	2	0	0	.295
4/12	at Ole Miss	1B	4	1	1	0	0	0	0	1	2	0	0	.294
4/13	at Ole Miss	1B	5	1	1	2	0	0	1	0	3	0	0	.291
4/14	at Ole Miss	1B	3	0	1	1	1	0	0	0	1	0	0	.291
4/16	Alcorn State	1B	1	0	0	0	0	0	0	0	0	0	0	.289
4/19	Auburn	1B	3	1	0	0	0	0	0	2	1	0	0	.284
4/21	Auburn	1B	4	0	2	1	0	0	0	0	0	0	0	.289
4/21	Auburn	1B	4	0	0	0	0	0	0	0	1	0	0	.282
4/23	at Memphis	1B	2	0	0	0	0	0	0	2	1	0	0	.279
4/26	at Vanderbilt	1B	2	0	0	0	0	0	0	2	2	0	0	.275
4/27	at Vanderbilt	1B	4	2	3	5	1	0	2	0	1	0	0	.287
4/28	at Vanderbilt	1B	5	2	1	2	0	0	1	0	1	0	0	.284
5/1	vs Ole Miss	1B	4	0	2	1	0	0	0	0	1	0	0	.289
5/3	Alabama	1B	2	3	2	4	0	0	2	2	0	0	0	.297
5/4	Alabama	1B	3	1	0	0	0	0	0	1	1	0	0	.292
5/5	Alabama	1B	4	0	0	0	0	0	0	0	2	0	0	.286
5/10	at Arkansas	1B	4	0	1	3	1	0	0	1	2	0	0	.285
5/11	at Arkansas	1B	5	0	1	0	1	0	0	0	1	0	0	.283
5/12	at Arkansas	1B	4	0	0	0	0	0	0	1	2	0	0	.277
5/14	North Alabama	1B	3	0	0	0	0	0	0	1	2	0	0	.273
5/16	Missouri	1B	3	0	0	0	0	0	0	1	2	0	0	.269
5/17	Missouri	1B	3	2	1	1	0	0	1	1	0	0	0	.270
5/18	Missouri	1B	5	0	0	0	0	0	0	0	2	0	0	.264
5/21	vs. Ole Miss	1B	4	0	0	0	0	0	0	0	0	0	0	.259
5/22	vs. Texas A&M	1B	5	0	0	0	0	0	0	0	4	0	0	.253
5/23	vs. Vanderbilt	1B	4	0	0	0	0	0	0	0	2	0	0	.249
5/24	vs. Tennessee	1B	4	0	0	0	0	0	0	0	1	0	0	.245
TOTALS			233	39	57	51	8	0	15	30	73	0	0	.245

### CAREER HITTING STATS

YEAR	AVG	GP-GS	AB	R	H	2B	3B	HR	RBI	TB	SLG%	BB	HP	SO	GDP	OB%	SF	SH
2022	.300	56-56	210	51	63	13	1	16	52	126	.600	29	4	58	4	.393	1	0
2023	.297	52-52	202	44	60	12	0	22	61	138	.683	23	4	64	3	.375	3	0
2024	.245	59-59	233	39	57	8	0	15	51	110	.472	30	2	73	3	.333	2	0
TOTAL	.279	167-167	645	134	180	33	1	53	164	374	.580	82	10	195	10	.366	6	0

## HITTER PROFILES

# 55 JOE POWELL

C | R/R | SR. | 5-10 | 185  
MASON, OHIO. / MASON HS/ CINCINNATI

### QUICK HITS

- Hit a career-high three home runs vs. North Alabama (5/14)
- Hit .727 with four home runs and nine RBIs the final week of the regular season

### SINGLE GAME CAREER HIGHS

At Bats	7	at Wichita State (4/15/22)*
Hits	4	vs. North Alabama (5/14/24)
Runs Scored	3	2x last vs. North Alabama (5/14/24)
Runs Batted In	6	vs. North Alabama (5/14/24)
Doubles	2	2x last at Wichita State (4/15/22)*
Triples	1	5x last vs. South Florida (4/24/22)*
Home Runs	3	vs North Alabama (5/14/24)
Walks	2	9x last vs. South Alabama (3/12/24)
Stolen Bases	1	6x last at East Carolina (5/1/22)*

### MISCELLANEOUS STATS

	2024	CAREER
2 Hit Game	3	20
3 Hit Game	-	2
4+ Hit Game	1	1
2 RBI Game	-	12
3 RBI Game	1	5
4+ RBI Game	1	1

\*Statistics from Cincinnati

### POWELL'S GAME-BY-GAME HITTING STATS

DATE	OPP	POS	AB	R	H	RBI	2B	3B	HR	BB	K	SB	CS	AVG
2/16	Air Force	C	0	0	0	0	0	0	0	0	0	0	0	.000
2/17	Air Force	C	4	0	1	0	0	0	0	0	1	0	0	.250
2/20	Austin Peay	C	2	0	0	0	0	0	0	0	0	0	0	.167
2/24	Ga. Southern	C	4	2	2	0	0	0	0	0	1	0	0	.300
2/27	Jackson State	C	4	2	2	3	1	0	0	0	0	0	0	.357
2/29	Mount St. Mary's	C	0	0	0	0	0	0	0	0	0	0	0	.357
3/2	Mount St. Mary's	C	3	1	1	1	0	0	0	1	1	0	0	.353
3/5	vs Southern Miss	C	3	1	1	0	0	0	0	0	1	0	0	.350
3/9	Evansville	C	3	0	0	1	0	0	0	0	0	0	0	.304
3/12	vs South Alabama	C	2	1	0	0	0	0	0	2	0	0	0	.280
3/16	LSU	C	2	0	1	0	0	0	0	1	1	0	0	.296
3/19	Memphis	C	2	0	0	0	0	0	0	0	0	0	0	.276
4/6	Georgia	C	1	0	1	0	0	0	0	0	0	0	0	.300
4/7	Georgia	C	4	1	1	1	1	0	0	0	2	0	0	.294
4/14	at Ole Miss	C	0	0	0	0	0	0	0	1	0	0	0	.294
4/16	Alcorn State	C	3	0	0	1	0	0	0	0	0	0	0	.270
4/21	Auburn	C	3	0	0	0	0	0	0	0	1	0	0	.250
4/23	at Memphis	C	3	0	0	0	0	0	0	1	1	0	0	.233
4/27	at Vanderbilt	C	4	0	1	1	0	0	0	0	0	0	0	.234
5/1	vs Ole Miss	C	3	2	1	0	0	0	0	1	1	0	0	.240
5/5	Alabama	C	3	0	1	0	0	0	0	1	0	0	0	.245
5/12	at Arkansas	C	4	1	1	1	0	0	1	1	2	0	0	.246
5/14	North Alabama	C	4	3	4	6	0	0	3	0	0	0	0	.295
5/16	Missouri	DH	2	0	2	1	1	0	0	1	0	0	0	.317
5/17	Missouri	DH	3	0	1	1	0	0	0	0	0	0	0	.318
5/18	Missouri	C	2	1	1	1	0	0	1	1	0	0	0	.324
5/21	vs. Ole Miss	C	3	0	0	0	0	0	0	0	1	0	0	.310
5/22	vs. Texas A&M	DH	4	0	0	0	0	0	0	0	2	0	0	.293
5/23	vs. Vanderbilt	DH	4	0	1	0	0	0	0	0	0	0	0	.291
5/24	vs. Tennessee	C	4	1	1	0	0	0	0	0	1	0	0	.289
TOTALS			83	16	24	18	3	0	5	11	16	0	0	.289

### CAREER HITTING STATS

YEAR	AVG	GP-GS	AB	R	H	2B	3B	HR	RBI	TB	SLG%	BB	HP	SO	GDP	OB%	SF	SH
2020*	.235	10-9	34	6	8	2	1	0	9	12	.353	2	1	8	1	.289	1	0
2021*	.215	37-32	107	25	23	4	0	5	15	42	.393	22	1	40	0	.351	1	1
2022*	.326	40-38	141	26	46	12	4	5	26	81	.574	22	2	39	3	.422	1	0
2024	.289	30-26	83	16	24	3	0	5	18	42	.506	11	1	16	2	.367	3	0
TOTAL	.266	117-105	365	73	101	21	5	15	68	177	.457	57	5	103	6	.357	6	1

\*Statistics from Cincinnati



TWO-WAY PLAYER PROFILES

15 LUKE DOTSON

INF/LHP | L/L | FR. | 6-4 | 195  
MARIETTA, GA. / MOUNT PARAN CHRSTIAN

QUICK HITS

-Made his Dawg debut against Air Force on Feb. 18

SINGLE GAME CAREER HIGHS

At Bats	1	vs. Georgia (4/6/24)
Hits	--	--
Runs Scored	--	--
Runs Batted In	--	--
Doubles	--	--
Triples	--	--
Home Runs	--	--
Walks	--	--
Stolen Bases	--	--

MISCELLANEOUS STATS

	2024	CAREER
2 Hit Game	--	--
3 Hit Game	--	--
4+ Hit Game	--	--
2 RBI Game	--	--
3 RBI Game	--	--
4+ RBI Game	--	--

SINGLE GAME CAREER HIGHS

Innings	2.1	vs. Ga. Southern (2/24/24)
Strikeouts	4	2x Last vs Alabama (5/5/24)
Walks	0	6x last vs Missouri (5/18/24)

MISCELLANEOUS STATS

	2024	CAREER GAMES
5+ Strikeouts	--	--
10+ Strikeouts	--	--
2 or Fewer Hits Allowed	9	9
Longest Scoreless Innings Stretch	5.1**	5.1**
Wins in a Row*	--	--

\*no decisions do not break a streak  
\*\*designates as current

DOTSON'S GAME-BY-GAME HITTING STATS

DATE	OPP	POS	AB	R	H	RBI	2B	3B	HR	BB	K	SB	CS	AVG
Apr. 6	Georgia	RF	1	0	0	0	0	0	0	0	1	0	0	.000
Apr. 14	at Ole Miss	P	0	0	0	0	0	0	0	0	0	0	0	.000
May 5	Alabama	P	0	0	0	0	0	0	0	0	0	0	0	.000
May 14	North Alabama	P	0	0	0	0	0	0	0	0	0	0	0	.000
May 18	Missouri	P	0	0	0	0	0	0	0	0	0	0	0	.000
TOTALS			1	0	0	0	0	0	0	0	1	0	0	.000

CAREER HITTING STATS

YEAR	AVG	GP-GS	AB	R	H	2B	3B	HR	RBI	TB	SLG%	BB	HP	SO	GDP	OB%	SF	SH
2024	.000	12-0	1	0	0	0	0	0	0	0	.000	0	0	1	0	.000	0	0
TOTAL	.000	12-0	1	0	0	0	0	0	0	0	.000	0	0	1	0	.000	0	0

DOTSON'S GAME-BY-GAME PITCHING STATS

DATE	OPP	GS	IP	H	R	ER	BB	SO	2B	3B	HR	WP	BK	HBP	W/L	SV	ERA
Feb. 18	Air Force		1.0	0	0	0	0	2	0	0	0	0	0	0	-/-	0	0.00
Feb. 24	Ga. Southern		2.1	0	0	0	1	4	0	0	0	1	0	0	-/-	0	0.00
Mar. 2	Mount St. Marys		2.0	0	0	0	1	3	0	0	0	0	0	0	-/-	0	0.00
Mar. 8	Evansville		0.1	0	0	0	0	1	0	0	0	0	0	0	-/-	0	0.00
Mar. 12	vs South Alabama		2.0	3	3	3	1	3	1	0	0	0	0	0	-/-	0	3.52
Mar. 16	LSU		0.1	0	0	0	0	1	0	0	0	0	0	0	-/-	0	3.38
Mar. 23	at Texas A&M		0.1	1	1	1	0	0	1	0	0	0	0	0	-/-	0	4.32
Apr. 14	at Ole Miss		0.2	5	5	5	1	1	1	0	0	0	0	0	-/-	0	9.00
May 5	Alabama		1.2	3	1	1	0	4	0	0	0	0	0	0	-/-	0	8.44
May 14	North Alabama		1.1	2	1	1	1	0	1	0	0	0	0	1	-/-	0	8.25
May 18	Missouri		0.0	1	0	0	0	0	0	0	0	0	0	1	-/-	0	8.25
TOTALS			12.0	15	11	11	5	19	4	0	0	1	0	2	-/-	0	8.25

CAREER PITCHING STATS

YEAR	ERA	W-L	APP	GS	CG	SHO	SV	IP	H	R	ER	BB	SO	BF	B/AVG	WP	HBP
2024	8.25	0-0	11	0	0	0	0	12.0	15	11	11	5	19	59	.294	1	2
TOTAL	8.25	0-0	11	0	0	0	0	12.0	15	11	11	5	19	59	.294	1	2



TWO-WAY PLAYER PROFILES

36 NOLAN STEVENS

INF/OF/LHP | L/L | FR. | 6-3 | 210  
ELK GROVE, CALIF. / FRANKLIN HS

QUICK HITS

- SportStars' NorCal Baseball Player of the Year (2023) out of high school
- Made his debut as a Dawg on Feb. 18 as a pinch hitter
- Hit first career home run vs. New Orleans (3/13)
- Perfect Game Midseason Freshman of the Year (Second Team)

SINGLE GAME CAREER HIGHS

At Bats	3	5x last vs Central Arkansas (4/2/24)
Hits	2	vs. Mount St. Mary's (2/29/24)
Runs Scored	1	vs New Orleans (3/13/24)
Runs Batted In	1	2x last vs Memphis (3/19/24)
Doubles	1	vs Memphis (3/19/24)
Triples	--	--
Home Runs	1	vs New Orleans (3/13/24)
Walks	1	at Texas A&M (3/22/24)
Stolen Bases	--	--

MISCELLANEOUS STATS

	2024	CAREER
2 Hit Game	1	1
3 Hit Game	--	--
4+ Hit Game	--	--
2 RBI Game	--	--
3 RBI Game	--	--
4+ RBI Game	--	--

STEVENS' GAME-BY-GAME HITTING STATS

DATE	OPP	POS	AB	R	H	RBI	2B	3B	HR	BB	K	SB	CS	AVG
Feb. 18	Air Force	PH	1	0	0	0	0	0	0	0	0	0	0	.000
Feb. 24	Ga. Southern	PH	1	0	0	0	0	0	0	0	0	0	0	.000
Feb. 29	Mount St. Mary's	RF	3	0	2	0	0	0	0	0	0	0	0	.400
Mar. 2	Mount St. Mary's	P	0	0	0	0	0	0	0	0	0	0	0	.400
Mar. 5	vs Southern Miss	P	0	0	0	0	0	0	0	0	0	0	0	.375
Mar. 8	Evansville	RF	3	0	1	0	0	0	0	0	1	0	0	.375
Mar. 12	vs South Alabama	P	0	0	0	0	0	0	0	0	0	0	0	.375
Mar. 13	vs New Orleans	LF	3	1	1	1	0	0	1	0	1	0	0	.364
Mar. 15	LSU	P	0	0	0	0	0	0	0	0	0	0	0	.364
Mar. 16	LSU	PH	1	1	1	0	0	0	0	0	0	0	0	.417
Mar. 19	Memphis	PH	1	0	1	1	1	0	0	0	0	0	0	.462
Mar. 21	at Texas A&M	P	0	0	0	0	0	0	0	0	0	0	0	.462
Mar. 22	at Texas A&M	PH	0	0	0	0	0	0	0	1	0	0	0	.462
Mar. 26	at Samford	DH	3	0	0	0	0	0	0	0	2	0	0	.375
Mar. 29	at Florida	P	0	0	0	0	0	0	0	0	0	0	0	.375
Apr. 2	Central Arkansas	DH/P	3	0	0	0	0	0	0	0	0	0	0	.316
Apr. 6	Georgia	P	1	0	0	0	0	0	0	0	1	0	0	.300
Apr. 13	at Ole Miss	P	0	0	0	0	0	0	0	0	0	0	0	.300
Apr. 14	at Ole Miss	PH	1	0	0	0	0	0	0	0	1	0	0	.286
Apr. 16	Alcorn State	PH/RF	1	0	1	0	0	0	0	0	0	0	0	.318
Apr. 21	Auburn	P	0	0	0	0	0	0	0	0	0	0	0	.318
Apr. 28	at Vanderbilt	P	0	0	0	0	0	0	0	0	0	0	0	.318
May 5	Alabama	P	0	0	0	0	0	0	0	0	0	0	0	.318
May 10	at Arkansas	PH	0	0	0	0	0	0	0	0	0	0	0	.318
May 17	Missouri	PH/RF	2	0	0	0	0	0	0	0	1	0	0	.292
May 21	vs. Ole Miss	DH	2	0	0	0	0	0	0	0	1	0	0	.269
May 23	vs. Vanderbilt	RF	0	0	0	0	0	0	0	0	0	0	0	.269
TOTALS			26	2	7	2	1	0	1	1	8	0	0	.269

CAREER HITTING STATS

YEAR	AVG	GP-GS	AB	R	H	2B	3B	HR	RBI	TB	SLG%	BB	HP	SO	GDP	OB%	SF	SH
2024	.269	29-6	26	2	7	1	0	1	2	11	.423	1	1	8	1	.321	0	0
TOTAL	.269	29-6	26	2	7	1	0	1	2	11	.423	1	1	8	1	.321	0	0

SINGLE GAME CAREER HIGHS

Innings	5.2	vs LSU (3/15/24)
Strikeouts	8	vs LSU (3/15/24)
Walks	0	8x last vs Alabama (5/5/24)

MISCELLANEOUS STATS

	2024	CAREER GAMES
5+ Strikeouts	1	1
10+ Strikeouts	--	--
2 or Fewer Hits Allowed	10	10
Longest Scoreless Innings Stretch	5.2**	5.2**
Wins in a Row*	1**	1**

\*no decisions do not break a streak

\*\*designates as current

STEVENS' GAME-BY-GAME PITCHING STATS

DATE	OPP	GS	IP	H	R	ER	BB	SO	2B	3B	HR	WP	BK	HBP	W/L	SV	ERA
Feb. 20	Austin Peay		2.1	3	2	2	0	3	0	0	1	1	0	1	-/-	-	7.71
Feb. 27	Jackson State		2.2	2	0	0	0	4	0	0	0	0	0	0	1/-	-	0.00
Mar. 2	Mount St. Mary's		1.0	0	0	0	0	1	0	0	0	0	0	0	-/-	-	0.00
Mar. 5	vs. Southern Miss		2.0	2	0	0	0	2	0	0	0	0	0	0	-/-	-	0.00
Mar. 12	vs South Alabama		1.0	0	0	0	0	1	0	0	0	0	0	1	-/-	-	2.00
Mar. 15	LSU		5.2	1	1	1	2	8	1	0	0	1	0	0	1/-	-	1.84
Mar. 21	at Texas A&M		4.0	6	4	4	1	3	0	0	1	0	0	0	-/1	-	3.37
Mar. 29	at Florida		0.1	3	1	1	1	1	0	0	0	0	0	0	-/1	-	3.79
Apr. 2	Central Arkansas	*	2.0	2	0	0	0	1	0	0	0	0	0	0	-/-	-	3.43
Apr. 6	Georgia		1.0	1	0	0	1	1	1	0	0	0	0	0	-/-	-	3.27
Apr. 13	at Ole Miss		0.2	1	2	2	2	1	0	0	0	1	0	1	-/1	-	3.97
Apr. 21	Auburn		1.2	0	0	0	0	1	0	0	0	0	0	0	-/-	-	3.70
Apr. 28	at Vanderbilt		1.1	3	3	3	1	0	0	0	1	0	0	1	-/-	-	4.56
May 5	Alabama		1.0	2	1	1	0	1	0	0	1	0	0	0	-/-	-	4.72
TOTALS			26.2	27	14	14	8	28	2	0	4	3	0	4	2/3	-	4.72

CAREER PITCHING STATS

YEAR	ERA	W-L	APP	GS	CG	SHO	SV	IP	H	R	ER	BB	SO	BF	B/AVG	WP	HBP
2024	4.72	2-3	14	1	0	0	0	26.2	27	14	14	8	28	116	.260	3	4
TOTAL	4.72	2-3	14	1	0	0	0	26.2	27	14	14	8	28	116	.260	3	4





TWO-WAY PLAYER PROFILES

46 JACKSON MCKENZIE

INF/OF/LHP | L/L | FR. | 6-1 | 215  
PACE, FLA. / PACE HS

QUICK HITS

- Earned first start as a Dawg on Feb. 18 at DH

SINGLE GAME CAREER HIGHS

At Bats	3	3x last vs Georgia (4/7/24)
Hits	1	3x last vs Georgia (4/7/24)
Runs Scored	1	vs. Air Force (2/18/24)
Runs Batted In	1	vs Central Arkansas (4/2/24)
Doubles	--	--
Triples	--	--
Home Runs	--	--
Walks	2	vs Alcorn State (4/16/24)
Stolen Bases	--	--

MISCELLANEOUS STATS

	2024	CAREER
2 Hit Game	--	--
3 Hit Game	--	--
4+ Hit Game	--	--
2 RBI Game	--	--
3 RBI Game	--	--
4+ RBI Game	--	--

SINGLE GAME CAREER HIGHS

Innings	--	--
Strikeouts	--	--
Walks	--	--

MISCELLANEOUS STATS

	2024	CAREER GAMES
5+ Strikeouts	--	--
10+ Strikeouts	--	--
2 or Fewer Hits Allowed	--	--
Longest Scoreless Innings Stretch	--	--
Wins in a Row*	--	--

\*no decisions do not break a streak  
\*\*designates as current

MCKENZIE'S GAME-BY-GAME HITTING STATS

DATE	OPP	POS	AB	R	H	RBI	2B	3B	HR	BB	K	SB	CS	AVG
Feb. 18	Air Force	DH	3	1	1	0	0	0	0	1	1	0	0	.333
Feb. 20	Austin Peay	PH	1	0	0	0	0	0	0	0	0	0	0	.250
Feb. 27	Jackson State	1B	0	0	0	0	0	0	0	0	0	0	0	.250
Feb. 29	Mount St. Mary's	PH	1	0	0	0	0	0	0	0	0	0	0	.200
Mar. 5	vs. Southern Miss	PH	1	0	0	0	0	0	0	0	1	0	0	.167
Mar. 19	Memphis	PH	1	0	0	0	0	0	0	0	0	0	0	.143
Apr. 2	Central Arkansas	PH	1	0	1	1	0	0	0	0	0	0	0	.250
Apr. 5	Georgia	DH	3	0	0	0	0	0	0	0	1	0	0	.182
Apr. 6	Georgia	PH/1B	2	0	0	0	0	0	0	0	2	0	0	.154
Apr. 7	Georgia	DH	3	0	1	0	0	0	0	0	2	0	0	.188
Apr. 16	Alcorn State	1B	0	0	0	0	0	0	0	2	0	0	0	.188
TOTALS			16	1	3	1	0	0	0	3	7	0	0	.188

CAREER HITTING STATS

YEAR	AVG	GP-GS	AB	R	H	2B	3B	HR	RBI	TB	SLG%	BB	HP	SO	GDP	OB%	SF	SH
2024	.188	11-3	16	1	3	0	0	0	1	3	.188	3	0	7	0	.316	0	0
TOTAL	.188	11-3	16	1	3	0	0	0	1	3	.188	3	0	7	0	.316	0	0

MCKENZIE'S GAME-BY-GAME PITCHING STATS

DATE	OPP	GS	IP	H	R	ER	BB	SO	2B	3B	HR	WP	BK	HBP	W/L	SV	ERA
TOTALS			0.0	0	0	0	0	0	0	0	0	0	0	0	-/-	0	0.00

CAREER PITCHING STATS

YEAR	ERA	W-L	APP	GS	CG	SHO	SV	IP	H	R	ER	BB	SO	BF	B/AVG	WP	HBP
2024	0.00	0-0	0	0	0	0	0	0.0	0	0	0	0	0	0	.000	0	0
TOTAL	0.00	0-0	0	0	0	0	0	0.0	0	0	0	0	0	0	.000	0	0

## PITCHING STAFF PROFILES

# 2 CAM SCHUELKE

**RHP** | R/R | SR. | 6-1 | 195  
DORR, MICH. / BRYON CENTER HS / COLLEGE OF CENTRAL FLORIDA

### QUICK HITS

- 2023 NJCAA First Team All-American (Relief Pitcher)
- 2023 D1 All-FCSAA/All-NJCAA Region 8 Fireman of the Year (FCSAA)
- 2022 Russ Ford Outstanding Relief Pitcher Award (Cape Cod League)
- Leads the SEC in appearances with 31
- He is one appearance shy of joining the top 10 for appearances and relief appearances in a single season

### SINGLE GAME CAREER HIGHS

Innings	4.0	vs. Memphis (4/23/24)
Strikeouts	7	vs. Memphis (4/23/24)
Walks	2	Ole Miss (5/1/24)

### MISCELLANEOUS STATS

	2024	CAREER GAMES
5+ Strikeouts	2	2
10+ Strikeouts	--	--
2 or Fewer Hits Allowed	26	26
Longest Scoreless Innings Stretch	5.2	5.2
Wins in a Row*	2	2

\*no decisions do not break a streak

\*\*designates as current

### SCHUELKE'S GAME-BY-GAME PITCHING STATS

DATE	OPP	GS	IP	H	R	ER	BB	SO	2B	3B	HR	WP	BK	HBP	W/L	SV	ERA
2/16	Air Force	2.0	0	0	0	0	2	0	0	0	0	0	0	0	0/0	1	0.00
2/20	Austin Peay	1.2	1	0	0	0	2	0	0	0	0	0	0	0	0/0	0	0.00
2/21	Austin Peay	1.2	4	4	4	1	2	2	0	0	0	0	0	0	0/1	0	21.60
2/25	Ga. Southern	2.0	4	1	1	2	2	0	0	0	0	0	0	0	0/0	0	4.50
3/2	Mt. St. Mary's	0.1	2	0	0	0	0	0	0	0	0	0	0	0	0/0	0	0.00
3/10	Evansville	2.0	0	0	0	0	1	0	0	0	0	0	0	0	0/0	0	0.00
3/12	South Alabama	0.2	0	1	1	2	2	0	0	0	0	0	0	0	0/0	0	13.50
3/13	New Orleans	2.0	3	0	0	1	1	1	0	0	0	0	0	0	1/0	0	0.00
3/15	LSU	0.1	0	0	0	1	0	0	0	0	0	0	0	0	0/0	0	0.00
3/16	LSU	0.1	0	0	0	1	0	0	0	0	0	0	0	0	0/0	0	0.00
3/17	LSU	1.0	2	2	2	0	2	1	0	1	0	1	0	0	0/0	0	18.00
3/22	at Texas A&M	0.1	0	0	0	0	1	0	0	0	0	0	0	0	0/0	0	0.00
3/23	at Texas A&M	0.0	1	0	0	0	0	0	0	0	0	0	0	0	0/0	0	0.00
3/26	at Samford	3.2	1	0	0	2	3	0	0	0	0	0	0	0	0/0	0	0.00
3/29	at Florida	1.0	0	0	0	1	0	0	0	0	0	0	0	0	0/0	0	0.00
3/31	at Florida	3.0	0	1	1	2	1	0	0	0	0	0	0	2	0/0	0	3.00
4/5	Georgia	2.1	0	0	0	1	2	0	0	0	0	0	0	0	0/0	1	0.00
4/6	Georgia	1.0	1	1	1	0	1	0	0	1	0	0	0	0	0/1	0	9.00
4/13	at Ole Miss	1.2	4	4	4	1	0	2	0	0	0	0	0	0	0/0	0	21.60
4/14	at Ole Miss	0.1	0	0	0	0	0	0	0	0	0	0	0	0	0/0	0	4.61
4/21	Auburn	0.0	1	0	0	0	0	0	0	0	0	0	0	0	0/0	0	0.00
4/21	Auburn	1.1	1	0	0	1	0	0	0	0	0	0	0	0	0/0	0	0.00
4/23	Memphis	4.0	1	0	0	0	7	0	0	0	0	0	0	0	1/0	0	0.00
4/26	at Vanderbilt	0.2	0	0	0	0	0	0	0	0	0	0	0	0	0/0	0	0.00
4/27	at Vanderbilt	1.0	1	2	2	1	2	0	0	1	0	0	0	0	0/0	0	18.00
5/1	Ole Miss	1.0	0	0	0	2	2	0	0	0	0	0	0	0	0/0	0	0.00
5/5	Alabama	0.0	0	0	0	0	0	0	0	0	0	0	0	1	0/0	0	0.00
5/11	at Arkansas	0.2	1	0	0	0	0	1	0	0	0	0	0	0	1/0	0	0.00
5/12	at Arkansas	0.2	2	3	3	1	0	1	0	1	0	0	0	0	0/1	0	40.50
5/14	N Alabama	3.2	5	2	2	0	6	2	0	0	0	0	0	0	1/0	0	4.91
5/23	vs. Vanderbilt	2.0	1	0	0	1	3	1	0	0	0	0	0	0	0/0	0	0.00
TOTALS		42.1	36	21	21	21	42	11	0	4	0	1	3	4/3	2	4.46	

### CAREER PITCHING STATS

YEAR	ERA	W-L	APP	GS	CG	SHO	SV	IP	H	R	ER	BB	SO	BF	B/AVG	WP	HBP
2024	4.46	4-3	31	0	0	0	2	42.1	36	21	21	21	42	180	.238	0	3
TOTAL	4.46	4-3	31	0	0	0	2	42.1	36	21	21	21	42	180	.238	0	3

# 4 MIKHAI GRANT

**RHP** | R/R | FR. | 6-3 | 215  
STOCKBRIDGE, GA. / GEORGIA PREMIERE ACADEMY

### QUICK HITS

-

### SINGLE GAME CAREER HIGHS

Innings	--	--
Strikeouts	--	--
Walks	--	--

### MISCELLANEOUS STATS

	2024	CAREER GAMES
5+ Strikeouts	--	--
10+ Strikeouts	--	--
2 or Fewer Hits Allowed	--	--
Longest Scoreless Innings Stretch	--	--
Wins in a Row*	--	--

\*no decisions do not break a streak

\*\*designates as current

### GRANT'S GAME-BY-GAME PITCHING STATS

DATE	OPP	GS	IP	H	R	ER	BB	SO	2B	3B	HR	WP	BK	HBP	W/L	SV	ERA
TOTALS		0.0	0	0	0	0	0	0	0	0	0	0	0	0	-/-	0	0.00

### CAREER PITCHING STATS

YEAR	ERA	W-L	APP	GS	CG	SHO	SV	IP	H	R	ER	BB	SO	BF	B/AVG	WP	HBP
2024	0.00	0-0	0	0	0	0	0	0.0	0	0	0	0	0	0	.000	0	0
TOTAL	0.00	0-0	0	0	0	0	0	0.0	0	0	0	0	0	0	.000	0	0



PITCHING STAFF PROFILES

6 LOGAN FORSYTHE

RHP | R/R | SO. | 6-0 | 190  
D'IBERVILLE, MISS. / D'IBERVILLE HS

QUICK HITS

- Made Bulldog debut on Feb. 17 against VMI
- Collected 10 strikeouts through 39 batters faced

SINGLE GAME CAREER HIGHS

Innings	1.1	vs. Memphis (3/20/24)
Strikeouts	3	vs. Alcorn State (4/16/24)
Walks	2	vs. Central Arkansas (4/2/24)

MISCELLANEOUS STATS

	2024	CAREER GAMES
5+ Strikeout Games	--	--
10+ Strikeout Games	--	--
2 or Fewer Hits Allowed	6	10
Longest Scoreless Innings Stretch	3.1	3.1
Wins in a Row*	--	--

\*no decisions do not break a streak  
\*\*designates as current

FORSYTHE'S GAME-BY-GAME PITCHING STATS

DATE	OPP	GS	IP	H	R	ER	BB	SO	2B	3B	HR	WP	BK	HBP	W/L	SV	ERA
2/27	Jackson State	1.0	0	0	0	0	3	0	0	0	0	0	0	0	0/0	0	0.00
3/9	Evansville	1.0	0	0	0	1	2	0	0	0	0	0	0	0	0/0	0	0.00
3/19	Memphis	1.1	0	0	0	0	2	0	0	0	0	0	0	0	0/0	0	0.00
4/2	Central Arkansas	1.0	2	5	5	2	1	0	0	1	0	0	1	0	0/1	0	45.00
4/14	at Ole Miss	0.0	1	1	1	0	0	0	0	1	0	0	0	0	0/0	0	99.00
4/16	Alcorn State	1.0	1	0	0	0	3	0	0	0	0	0	0	0	0/0	0	0.00
TOTALS		5.1	3	5	5	2	11	0	0	0	0	0	0	0	0/0	0	10.13

CAREER PITCHING STATS

YEAR	ERA	W-L	APP	GS	CG	SHO	SV	IP	H	R	ER	BB	SO	BF	B/AVG	WP	HBP
2023	11.37	0-0	7	0	0	0	0	6.1	11	9	8	8	10	39	.379	2	1
2024	10.13	0-1	6	0	0	0	0	5.1	4	6	6	3	11	24	.200	0	1
TOTAL	10.80	0-1	13	0	0	0	0	11.2	15	15	14	11	21	63	.306	2	2

9 PICO KOHN

LHP | L/L | JR. | 6-4 | 200  
VERBENA, ALA. / CHILTON COUNTY HS

QUICK HITS

- Did not make an apperanace during the 2023 season

SINGLE GAME CAREER HIGHS

Innings	4.0	at Arkansas (5/12/2024)
Strikeouts	5	vs. Ole Miss (5/1/2024)
Walks	4	vs. Tennessee (5/21/22)

MISCELLANEOUS STATS

	2024	CAREER GAMES
5+ Strikeout Games	3	3
10+ Strikeout Games	--	--
2 or Fewer Hits Allowed	4	20
Longest Scoreless Innings Stretch	3.0	5
Wins in a Row*	1**	1**

\*no decisions do not break a streak  
\*\*designates as current

KOHN'S GAME-BY-GAME PITCHING STATS

DATE	OPP	GS	IP	H	R	ER	BB	SO	2B	3B	HR	WP	BK	HBP	W/L	SV	ERA
3/19	Memphis		1.0	1	1	1	1	0	0	0	0	0	0	0	0/0	0	9.00
3/26	Samford	*	2.0	1	1	1	3	3	0	0	0	0	0	0	0/0	0	4.50
4/16	Alcorn State	*	3.0	1	0	0	0	5	1	0	0	0	0	0	1/0	0	0.00
4/23	at Memphis	*	2.0	3	2	2	1	3	1	1	0	1	0	0	0/0	0	9.00
5/1	Ole Miss	*	4.0	4	1	1	0	5	0	0	1	0	0	0	0/0	0	2.25
5/12	at Arkansas	*	4.0	3	1	1	0	4	1	0	0	1	0	1	0/0	0	2.25
5/18	Missouri	*	3.0	2	2	1	3	5	1	0	0	0	0	1	0/0	0	3.00
5/24	vs. Tennessee	*	3.1	5	2	2	2	2	1	0	0	0	0	1	0/0	0	5.40
TOTALS			22.1	20	10	9	10	27	5	1	1	2	0	3	1/0	0	3.63

CAREER PITCHING STATS

YEAR	ERA	W-L	APP	GS	CG	SHO	SV	IP	H	R	ER	BB	SO	BF	B/AVG	WP	HBP
2022	4.91	2-2	21	2	0	0/0	0	36.2	35	24	20	18	35	165	.255	4	4
2023								DNP									
2024	3.63	1-0	8	7	0	0	0	22.1	20	10	9	10	27	98	.238	2	3
TOTAL	4.42	3-2	29	9	0	0	0	59.0	55	34	29	28	62	263	.249	6	7

## PITCHING STAFF PROFILES

# 11 KK CLARK

**RHP** | R/R | FR. | 5-11 | 190  
BRANDON, MISS. / BRANDON HS

### QUICK HITS

- Brother of Kellum Clark, a 2023 MLB Draft Pick of the New York Mets

### SINGLE GAME CAREER HIGHS

Innings	1.0	vs. Mt. St. Mary's (2/29/24)
Strikeouts	2	vs. Mt. St. Mary's (2/29/24)
Walks	0	vs. Mt. St. Mary's (2/29/24)

### MISCELLANEOUS STATS

	2024	CAREER GAMES
5+ Strikeouts	--	--
10+ Strikeouts	--	--
2 or Fewer Hits Allowed	1	1
Longest Scoreless Innings Stretch	1.0	1.0
Wins in a Row*	--	--

\*no decisions do not break a streak

\*\*designates as current

### CLARK'S GAME-BY-GAME PITCHING STATS

DATE	OPP	GS	IP	H	R	ER	BB	SO	2B	3B	HR	WP	BK	HBP	W/L	SV	ERA
2/29	Mt. St. Mary's		1.0	0	0	0	0	2	0	0	0	0	0	1	0/0	0	0.00
3/19	Memphis		0.0	4	4	4	0	0	0	0	1	0	0	0	0/0	0	99.00
TOTALS			1.0	4	4	4	0	2	0	0	1	0	0	1	0/0	0	36.00

### CAREER PITCHING STATS

YEAR	ERA	W-L	APP	GS	CG	SHO	SV	IP	H	R	ER	BB	SO	BF	B/AVG	WP	HBP
2024	36.00	0-0	2	0	0	0	0	1.0	4	4	4	0	2	9	.500	0	1
<b>TOTAL</b>	<b>36.00</b>	<b>0-0</b>	<b>2</b>	<b>0</b>	<b>0</b>	<b>0</b>	<b>0</b>	<b>1.0</b>	<b>4</b>	<b>4</b>	<b>4</b>	<b>0</b>	<b>2</b>	<b>9</b>	<b>.500</b>	<b>0</b>	<b>1</b>

# 12 EVAN SIARY

**RHP** | R/R | SO. | 6-1 | 190  
COLUMBUS, MISS. / STARKVILLE ACADEMY

### QUICK HITS

- In 28.0 innings pitched, put together 28 strikeouts and seven walks
- Earned first win of the season against Ole Miss on April 25
- Pitched a career-high five strikeouts through three innings against ULM (2/21)

### SINGLE GAME CAREER HIGHS

Innings	4.1	vs. Kentucky (3/19/23)
Strikeouts	5	vs. ULM (2/21/23)
Walks	3	vs. Ohio State (3/3/23)

### MISCELLANEOUS STATS

	2024	CAREER GAMES
5+ Strikeouts	--	1
10+ Strikeouts	--	--
2 or Fewer Hits Allowed	4	11
Longest Scoreless Innings Stretch	2.0	6.1
Wins in a Row*	--	1

\*no decisions do not break a streak

\*\*designates as current

### SIARY'S GAME-BY-GAME PITCHING STATS

DATE	OPP	GS	IP	H	R	ER	BB	SO	2B	3B	HR	WP	BK	HBP	W/L	SV	ERA
2/16	Air Force		2.0	3	2	2	0	1	2	0	1	0	0	0	0/0	0	9.00
2/20	Austin Peay	*	2.0	3	1	1	0	4	0	0	0	0	0	0	0/1	0	4.50
3/5	Southern Miss		1.0	0	0	0	0	2	0	0	0	0	0	0	0/0	0	0.00
3/9	Evansville		1.0	1	0	0	0	0	0	0	0	0	0	0	0/0	0	0.00
3/15	LSU	*	3.0	5	3	3	2	1	2	0	2	0	0	0	0/0	0	9.00
3/21	at Texas A&M	*	4.0	2	2	2	0	4	0	0	1	0	0	0	0/0	0	4.50
3/31	at Florida		2.2	3	2	2	1	4	0	0	1	0	0	1	0/1	0	6.75
4/7	Georgia		2.2	4	5	5	2	3	0	0	1	0	0	1	0/0	0	16.87
4/14	at Ole Miss	*	2.0	5	3	3	0	2	0	0	1	0	0	0	0/1	0	13.50
4/23	Memphis		1.1	2	0	0	1	1	0	0	0	0	0	0	0/0	0	0.00
TOTALS			19.2	18	12	12	6	19	4	0	6	0	0	2	0/3	0	7.48

### CAREER PITCHING STATS

YEAR	ERA	W-L	APP	GS	CG	SHO	SV	IP	H	R	ER	BB	SO	BF	B/AVG	WP	HBP
2023	7.07	1-2	14	3	0	0	1	28.0	35	27	22	12	28	137	.299	1	4
2024	7.48	0-3	10	4	0	0	0	21.2	28	18	18	6	22	101	.304	0	2
<b>TOTAL</b>	<b>7.25</b>	<b>1-5</b>	<b>24</b>	<b>7</b>	<b>0</b>	<b>0</b>	<b>1</b>	<b>49.2</b>	<b>63</b>	<b>45</b>	<b>40</b>	<b>18</b>	<b>50</b>	<b>238</b>	<b>.301</b>	<b>1</b>	<b>6</b>



PITCHING STAFF PROFILES

14 KHAL STEPHEN

RHP | R/R | JR. | 6-4 | 215  
WILLIAMSPORT, IND. / SEEGER HS / PURDUE

QUICK HITS

- 2023 Thrid Team All-Big Ten (Sophomore Year at Purdue)
- Named First Team All-SEC this season
- Made MSU debut on Feb. 17 against Air Force
- Recorded a career-high 11 Ks against Air Force (2/17) and Auburn (4/19)
- Voted the Golden Spikes Award Week 1 Performance of the Week for his performance against Air Force
- Has the 4th best ERA in the SEC (3.38) and has thrown the most innings in the SEC (88.0)
- Tied his career-high with eight innings pitched against Ole Miss
- Led the Dawgs to their second shutout of the season at Ole Miss
- 97 strike outs are the most in a single-season for Stephen and the 7th most in the SEC

SINGLE GAME CAREER HIGHS

Innings	8.0	At Ole Miss (4/12/24)
Strikeouts	11	vs. Auburn (4/19/24)
Walks	6	vs. Nebraska (5/18/23)*

\*Career-highs from Purdue

MISCELLANEOUS STATS

	2024	CAREER GAMES
5+ Strikeouts	11	18
10+ Strikeouts	2	2
2 or Fewer Hits Allowed	1	20
Longest Scoreless Innings Stretch	12.0	12.0
Wins in a Row*	4	7

\*no decisions do not break a streak

\*\*designates as current

STEPHEN'S GAME-BY-GAME PITCHING STATS

DATE	OPP	GS	IP	H	R	ER	BB	SO	2B	3B	HR	WP	BK	HBP	W/L	SV	ERA
2/17	Air Force	*	7.0	3	1	1	0	11	0	0	1	0	0	1	0/0	0	1.29
2/25	Ga. Southern	*	2.1	6	7	7	1	3	1	0	0	0	0	1	0/1	0	27.00
3/2	Mt. St. Mary's	*	6.0	6	0	0	1	9	0	0	0	0	0	1	1/0	0	0.00
3/9	Evansville	*	6.0	1	0	0	2	3	1	0	0	0	0	0	1/0	0	0.00
3/16	LSU	*	2.0	5	5	5	1	1	0	0	3	0	0	0	0/1	0	22.50
3/22	at Texas A&M	*	6.2	5	1	1	3	5	1	0	0	0	0	0	1/0	0	1.35
3/29	at Florida	*	6.0	3	2	2	2	8	0	0	2	0	0	0	0/0	0	3.00
4/5	Georgia	*	6.2	5	1	0	2	7	1	0	0	1	0	1	1/0	0	0.00
4/12	at Ole Miss	*	8.0	3	0	0	0	9	0	0	0	1	0	1	1/0	0	0.00
4/19	Auburn	*	7.0	6	1	0	2	11	1	0	0	1	0	0	1/0	0	0.00
4/26	at Vanderbilt	*	7.1	5	4	4	1	6	1	0	2	2	0	0	0/1	0	4.91
5/3	Alabama	*	5.0	7	3	3	3	6	1	0	0	0	0	0	1/0	0	5.40
5/10	at Arkansas	*	7.0	6	4	4	0	6	0	0	2	1	0	0	0/0	0	5.14
5/16	Missouri	*	6.0	5	3	3	1	8	0	0	3	0	0	0	1/0	0	4.50
5/22	vs. Texas A&M	*	5.0	3	3	3	2	4	1	0	0	0	0	1	0/0	0	5.40
TOTALS			88.0	65	35	33	21	97	8	0	13	6	0	6	8/3	0	3.38

CAREER PITCHING STATS

YEAR	ERA	W-L	APP	GS	CG	SHO	SV	IP	H	R	ER	BB	SO	BF	B/AVG	WP	HBP
2022*	8.29	3-4	23	0	0	0	2	33.2	39	32	31	18	38	160	.287	6	3
2023*	5.21	7-4	14	14	0	0	0	76.0	72	51	44	30	66	333	.248	1	8
2024	3.38	8-3	15	15	0	0	0	88.0	69	35	33	21	97	355	.211	6	6
TOTAL	4.92	18-11	52	29	0	0	2	197.2	180	118	108	69	201	848	.248	13	17

\* Statistics from Purdue

16 COLE CHEATHAM

LHP | L/L | JR. | 6-3 | 185  
ARDMORE ALA. / ARDMORE HS

QUICK HITS

- Punched out 35 batters through 31.2 innings of work during his three year career
- Earned a season-high three strikeouts vs. Alabama on May 5

SINGLE GAME CAREER HIGHS

Innings	3.0	vs. Samford (5/10/22)
Strikeouts	4	vs. Tennessee (5/19/22)
Walks	4	vs. Arkansas (4/1/22)

MISCELLANEOUS STATS

	2024	CAREER GAMES
5+ Strikeouts	--	--
10+ Strikeouts	--	--
2 or Fewer Hits Allowed	8	20
Longest Scoreless Innings Stretch	1.2	8
Wins in a Row*	--	--

\*no decisions do not break a streak

\*\*designates as current

CHEATHAM'S GAME-BY-GAME PITCHING STATS

DATE	OPP	GS	IP	H	R	ER	BB	SO	2B	3B	HR	WP	BK	HBP	W/L	SV	ERA
2/17	Air Force		0.1	0	0	0	0	0	0	0	0	0	0	0	0/0	0	0.00
2/20	Austin Peay		0.1	0	0	0	0	1	0	0	0	0	0	0	0/0	0	0.00
2/24	Ga. Southern		0.0	1	0	0	0	0	0	0	0	0	0	0	0/0	0	0.00
3/8	Evansville		0.0	0	0	0	1	0	0	0	0	0	0	0	0/0	0	0.00
4/2	Central Arkansas		1.0	0	0	0	0	0	0	0	0	0	0	0	0/0	0	0.00
4/14	at Ole Miss		2.0	1	1	1	2	2	0	0	0	0	0	0	0/0	0	4.50
4/21	Auburn		0.0	0	0	0	1	0	0	0	0	0	0	0	0/0	0	0.00
5/5	Alabama		2.1	3	3	2	1	3	0	0	0	0	0	0	0/0	0	7.71
5/24	vs. Tennessee		1.2	1	1	1	2	0	0	0	0	0	0	0	0/0	0	5.40
TOTALS			7.2	5	5	4	7	6	0	0	0	0	0	0	0/0	0	4.70

CAREER PITCHING STATS

YEAR	ERA	W-L	APP	GS	CG	SHO	SV	IP	H	R	ER	BB	SO	BF	B/AVG	WP	HBP
2022	9.24	0-0	10	1	0	0	0	12.2	17	13	13	12	18	70	.304	2	2
2023	7.15	0-0	9	0	0	0	0	11.1	14	15	9	11	11	61	.292	5	0
2024	4.70	0-0	9	0	0	0	0	7.2	6	5	4	7	6	38	.194	0	0
TOTAL	7.39	0-0	28	1	0	0	0	31.2	37	33	26	30	35	169	.274	7	2





## PITCHING STAFF PROFILES

# 17 STONE SIMMONS

RHP | R/R | GR. | 6-4 | 235  
HOUSTON, TEXAS / THE KINKAID SCHOOL / FURMAN

### QUICK HITS

- Missed the 2023 season due to injury. Was the teams first base coach in 2023
- Last pitched on March 5, 2022 at Tulane

### SINGLE GAME CAREER HIGHS

Innings	7.0	vs. Fordham (2/28/20)*
Strikeouts	8	vs. Fordham (2/28/20)*
Walks	3	vs. Campbell (3/6/20)*

\*Career-highs from Furman

### MISCELLANEOUS STATS

	2024	CAREER GAMES
5+ Strikeouts	--	2
10+ Strikeouts	--	--
2 or Fewer Hits Allowed	--	17
Longest Scoreless Innings Stretch	--	5.2
Wins in a Row*	--	1

\*no decisions do not break a streak

\*\*designates as current

### SIMMONS' GAME-BY-GAME PITCHING STATS

DATE	OPP	GS	IP	H	R	ER	BB	SO	2B	3B	HR	WP	BK	HBP	W/L	SV	ERA
TOTALS		0.0	0	0	0	0	0	0	0	0	0	0	0	0	-/-	0	0.00

### CAREER PITCHING STATS

YEAR	ERA	W-L	APP	GS	CG	SHO	SV	IP	H	R	ER	BB	SO	BF	B/AVG	WP	HBP
2020*	2.91	0-3	4	4	0	0	0	21.2	23	11	7	6	17	96	.271	3	2
2021	4.81	1-1	19	0	0	0	2	24.1	22	15	13	8	29	104	.234	2	1
2022	0.00	0-0	3	0	0	0	0	4.1	0	0	0	0	6	13	.000	0	0
2023								DNP									
2024	0.00	0-0	0	0	0	0	0	0.0	0	0	0	0	0	0	.000	0	0
TOTAL	3.91	1-4	26	4	0	0	2	46.0	45	26	20	14	46	213	.230	5	3

\*Statistics from Furman

# 19 MAX MILLER

LHP | L/L | SO. | 6-1 | 205  
VANCELEAVE, MISS. / VANCELEAVE HS

### QUICK HITS

- Made his Dawg debut on March 10 against Evansville

### SINGLE GAME CAREER HIGHS

Innings	--	--
Strikeouts	--	--
Walks	--	--

### MISCELLANEOUS STATS

	2024	CAREER GAMES
5+ Strikeouts	--	--
10+ Strikeouts	--	--
2 or Fewer Hits Allowed	--	--
Longest Scoreless Innings Stretch	--	--
Wins in a Row*	--	--

\*no decisions do not break a streak

\*\*designates as current

### MILLER'S GAME-BY-GAME PITCHING STATS

DATE	OPP	GS	IP	H	R	ER	BB	SO	2B	3B	HR	WP	BK	HBP	W/L	SV	ERA
3/10	Evansville		0.0	0	0	0	1	0	0	0	0	0	0	0	-/-	0	0.00
TOTALS		0.0	0	0	0	1	0	0	0	0	0	0	0	0	-/-	0	0.00

### CAREER PITCHING STATS

YEAR	ERA	W-L	APP	GS	CG	SHO	SV	IP	H	R	ER	BB	SO	BF	B/AVG	WP	HBP
2023								DNP									
2024	0.00	0-0	1	0	0	0	0	0.0	0	0	0	1	0	1	.000	0	0
TOTAL	0.00	0-0	1	0	0	0	0	0.0	0	0	0	1	0	1	.000	0	0



## PITCHING STAFF PROFILES

# 20 WILL PASSEAU

RHP | R/R | JR. | 6-2 | 215  
MOBILE, ALA. / ST. PAUL'S EPISCOPAL SCHOOL / PEARL RIVER CC

### QUICK HITS

- Ended the 2022-23 season with a career best 2.26 ERA^
- Totalled 87 punchouts in 67.2 innings pitched in the 2022-23 season^

### SINGLE GAME CAREER HIGHS

Innings	--	--
Strikeouts	--	--
Walks	--	--

### MISCELLANEOUS STATS

	2024	CAREER GAMES
5+ Strikeouts	--	--
10+ Strikeouts	--	--
2 or Fewer Hits Allowed	--	--
Longest Scoreless Innings Stretch	--	--
Wins in a Row*	--	--
*no decisions do not break a streak		
**designates as current		
^Pearl River CC		

### PASSEAU'S GAME-BY-GAME PITCHING STATS

DATE	OPP	GS	IP	H	R	ER	BB	SO	2B	3B	HR	WP	BK	HBP	W/L	SV	ERA
TOTALS			0.0	0	0	0	0	0	0	0	0	0	0	0	-/-	0	0.00

### CAREER PITCHING STATS

YEAR	ERA	W-L	APP	GS	CG	SHO	SV	IP	H	R	ER	BB	SO	BF	B/AVG	WP	HBP
2024	0.00	0-0	0	0	0	0	0	0.0	0	0	0	0	0	0	.000	0	0
TOTAL	0.00	0-0	0	0	0	0	0	0.0	0	0	0	0	0	0	.000	0	0

# 21 COLBY HOLCOMBE

RHP | R/R | JR. | 6-6 | 250  
FLORENCE, ALA. / CENTRAL HS / NE MISSISSIPPI CC

### QUICK HITS

- Tallied eight strikeouts against South Carolina on Mar. 30, a season-high, in 2023
- Third on the team with 49 strikeouts in 2023
- Held opponents to a .228 batting average in 2023
- Sixth on the team for most innings pitched (36.0) in 2023

### SINGLE GAME CAREER HIGHS

Innings	4.1	vs. Arkansas (5/6/23)
Strikeouts	8	vs. South Carolina (3/30/23)
Walks	6	vs. South Carolina (3/30/23)

### MISCELLANEOUS STATS

	2024	CAREER GAMES
5+ Strikeouts	1	6
10+ Strikeouts	--	--
2 or Fewer Hits Allowed	6	20
Longest Scoreless Innings Stretch	4.0	4.1
Wins in a Row*	1	1
*no decisions do not break a streak		
**designates as current		

### HOLCOMBE'S GAME-BY-GAME PITCHING STATS

DATE	OPP	GS	IP	H	R	ER	BB	SO	2B	3B	HR	WP	BK	HBP	W/L	SV	ERA
2/17	Air Force		1.0	0	2	2	3	1	0	0	0	0	0	1	0/1	0	18.00
2/21	Austn Peay		2.1	1	1	1	1	2	0	0	1	0	0	0	0/0	0	3.86
2/27	Jackson State	*	1.1	3	5	5	2	2	0	0	1	0	0	0	0/0	0	33.75
3/9	Evansville		1.0	3	3	3	1	1	0	0	2	0	0	0	0/0	0	27.00
3/13	New Orleans		4.0	0	0	0	2	7	0	0	0	0	0	0	0/0	0	0.00
3/19	Memphis		3.2	3	1	1	0	4	1	0	0	0	0	0	1/0	0	2.45
3/26	at Samford		1.1	4	4	4	0	1	2	0	1	0	1	0	0/0	0	27.00
4/2	Central Arkansas		2.0	4	2	2	1	3	2	0	0	0	0	0	0/0	0	9.00
4/14	at Ole Miss		1.1	4	4	4	1	1	0	0	1	0	0	1	0/0	0	27.00
4/16	Alcorn State		1.0	1	0	0	0	3	0	0	0	0	0	0	0/0	0	0.00
4/23	Memphis		0.2	2	2	2	1	0	0	0	0	0	0	0	0/0	0	27.00
5/14	N Alabama		2.0	1	1	1	0	3	0	0	1	0	0	0	0/0	0	4.50
TOTALS			21.2	26	25	25	12	28	5	0	7	0	1	2	1/1	0	10.38

### CAREER PITCHING STATS

YEAR	ERA	W-L	APP	GS	CG	SHO	SV	IP	H	R	ER	BB	SO	BF	B/AVG	WP	HBP
2023	8.25	2-2	18	3	0	0	0	36.0	31	38	33	42	49	185	.228	3	3
2024	10.38	1-1	12	1	0	0	0	21.2	26	25	25	12	28	104	.302	0	2
TOTAL	9.05	3-3	30	4	0	0	0	57.2	57	63	58	54	77	289	.257	3	5

## PITCHING STAFF PROFILES

# 25 NATE DOHM

**RHP | R/R | SO. | 6-4 | 210**  
**ZIONSVILLE, IND. / ZIONSVILLE HS / BALL STATE**

### QUICK HITS

- Earned the opening day start for the Dawgs in 2024
- Tallied 10 strikeouts twice this season (Against Georgia Southern and Evansville)
- Led the 2023 Diamond Dawgs in wins (6)
- Put together a 6-4 record and two saves on the season, the saves were tied for a team-high, in 2023

### SINGLE GAME CAREER HIGHS

Innings	7.0	vs. Mount St. Mary's (2/29/23)
Strikeouts	13	vs. Miami (5/21/22)*
Walks	4	vs. Central Michigan (5/28/22)*

\*Career-highs from Ball State

### MISCELLANEOUS STATS

	2024	CAREER GAMES
5+ Strikeouts	3	9
10+ Strikeouts	2	3
2 or Fewer Hits Allowed	4	23
Longest Scoreless Innings Stretch	5.0**	9.0
Wins in a Row*	4**	4**

\*no decisions do not break a streak

\*\*designates as current

### DOHM'S GAME-BY-GAME PITCHING STATS

DATE	OPP	GS	IP	H	R	ER	BB	SO	2B	3B	HR	WP	BK	HBP	W/L	SV	ERA
2/16	Air Force	*	4.0	6	2	1	2	4	2	0	0	1	0	0	0/0	0	2.25
2/23	Ga. Southern	*	6.2	4	0	0	1	10	0	0	0	0	0	0	1/0	0	0.00
2/29	Mt. St. Mary's	*	7.0	4	1	1	0	8	0	0	0	0	0	1	1/0	0	1.29
3/8	Evansville	*	6.1	7	2	2	1	10	2	1	0	0	0	0	1/0	0	2.84
4/7	Georgia	*	0.1	1	0	0	0	0	0	0	0	1	0	0	0/0	0	0.00
5/14	N Alabama	*	2.0	0	0	0	0	2	0	0	0	0	0	0	0/0	0	0.00
5/18	Missouri		1.0	0	0	0	0	2	0	0	0	0	0	0	0/0	0	0.00
5/22	vs. Texas A&M		2.0	1	0	0	0	1	1	0	0	0	0	0	1/0	0	0.00
<b>TOTALS</b>			<b>29.1</b>	<b>23</b>	<b>5</b>	<b>4</b>	<b>4</b>	<b>37</b>	<b>5</b>	<b>1</b>	<b>0</b>	<b>2</b>	<b>0</b>	<b>1</b>	<b>4/0</b>	<b>0</b>	<b>1.23</b>

### CAREER PITCHING STATS

YEAR	ERA	W-L	APP	GS	CG	SHO	SV	IP	H	R	ER	BB	SO	BF	B/AVG	WP	HBP
2022*	5.71	4-3	15	3	1	0	2	41.0	32	29	26	26	56	182	.218	7	5
2023	4.07	6-4	17	2	0	0	2	41.0	42	28	19	12	49	186	.258	5	6
2024	1.23	4-0	8	6	0	0	0	29.1	23	5	4	4	37	113	.217	2	1
<b>TOTAL</b>	<b>3.96</b>	<b>14-7</b>	<b>40</b>	<b>11</b>	<b>1</b>	<b>0</b>	<b>4</b>	<b>111.1</b>	<b>97</b>	<b>62</b>	<b>49</b>	<b>42</b>	<b>142</b>	<b>481</b>	<b>.231</b>	<b>14</b>	<b>12</b>

\*Statistics from Ball State

# 26 TYSON HARDIN

**RHP | R/R | SO. | 6-2 | 185**  
**DOVER, FLA. / STRAWBERRY CREST HS / DAYTON STATE COLLEGE**

### QUICK HITS

- Pitched 19.2 innings collecting 25 strikeouts on during the 2023 season
- Recorded his first save against Auburn on April 21
- Has two saves on the season, the 25th most by an SEC player

### SINGLE GAME CAREER HIGHS

Innings	2.2	vs. Austin Peay (2/21/24)
Strikeouts	5	vs. Auburn (4/21/24)
Walks	3	vs. Tennessee (5/24/24)

### MISCELLANEOUS STATS

	2024	CAREER GAMES
5+ Strikeouts	1	1
10+ Strikeouts	--	--
2 or Fewer Hits Allowed	19	26
Longest Scoreless Innings Stretch	19.1	19.1
Wins in a Row*	3	3

\*no decisions do not break a streak

\*\*designates as current

### HARDIN'S GAME-BY-GAME PITCHING STATS

DATE	OPP	GS	IP	H	R	ER	BB	SO	2B	3B	HR	WP	BK	HBP	W/L	SV	ERA
2/18	Air Force		1.0	2	1	0	0	0	0	0	0	1	0	0	1/0	0	0.00
2/21	Austin Peay	*	2.2	4	4	4	3	1	1	0	0	0	0	0	0/0	0	13.50
2/24	Ga. Southern		1.2	3	2	2	0	0	1	0	0	0	0	0	0/0	0	10.80
3/2	Mt. St. Mary's		1.0	0	0	0	0	2	0	0	0	0	0	0	0/0	0	0.00
3/5	Southern Miss		2.0	1	0	0	1	1	0	0	0	0	0	0	1/0	0	0.00
3/8	Evansville		1.0	2	0	0	0	0	1	0	0	0	0	0	0/0	0	0.00
3/13	New Orleans	*	2.0	1	0	0	0	2	0	1	0	0	0	0	0/0	0	0.00
3/16	LSU		2.1	2	0	0	3	3	0	0	0	2	0	0	0/0	0	0.00
3/30	at Florida		2.0	1	0	0	1	3	0	0	0	0	0	0	0/0	0	0.00
4/6	Georgia		2.0	1	0	0	1	0	0	0	0	0	0	0	0/0	0	0.00
4/12	at Ole Miss		1.0	0	0	0	0	2	0	0	0	0	0	0	0/0	0	0.00
4/21	Auburn		0.1	0	0	0	0	0	0	0	0	0	0	0	0/0	1	0.00
4/21	Auburn		2.0	0	0	0	0	5	0	0	0	0	0	0	1/0	0	0.00
4/27	at Vanderbilt		1.1	4	1	0	0	0	1	0	0	0	0	1	0/0	0	0.00
4/28	at Vanderbilt		1.0	0	0	0	1	0	0	0	0	0	0	0	0/0	1	0.00
5/1	Ole Miss		1.0	1	0	0	1	2	0	0	0	0	0	0	0/0	0	0.00
5/5	Alabama		0.1	0	0	0	0	1	0	0	0	0	0	0	0/0	0	0.00
5/10	at Arkansas		1.0	4	3	3	1	1	0	0	0	0	0	0	0/1	0	27.00
5/12	at Arkansas		1.2	0	0	0	0	1	0	0	0	0	0	0	0/0	0	0.00
5/16	Missouri		2.0	1	0	0	2	4	1	0	0	0	0	0	0/0	0	0.00
5/18	Missouri		2.0	2	2	2	1	3	0	0	1	0	0	0	0/1	0	9.00
5/21	Ole Miss		0.2	0	0	0	2	0	0	0	0	0	0	0	0/0	0	0.00
5/22	vs. Texas A&M		1.0	1	0	0	1	1	1	0	0	0	1	0	0/0	0	0.00
5/24	vs. Tennessee		2.0	2	2	1	3	2	0	0	0	0	0	0	0/0	0	4.50
<b>TOTALS</b>			<b>35.0</b>	<b>32</b>	<b>15</b>	<b>12</b>	<b>21</b>	<b>34</b>	<b>6</b>	<b>1</b>	<b>1</b>	<b>3</b>	<b>0</b>	<b>1</b>	<b>3/2</b>	<b>2</b>	<b>3.09</b>

### CAREER PITCHING STATS

YEAR	ERA	W-L	APP	GS	CG	SHO	SV	IP	H	R	ER	BB	SO	BF	B/AVG	WP	HBP
2023	12.81	0-0	15	0	0	0	0	19.2	40	29	28	11	25	112	.412	5	1
2024	3.09	3-2	24	2	0	0	2	35.0	32	15	12	21	34	157	.254	3	1
<b>TOTAL</b>	<b>6.59</b>	<b>3-2</b>	<b>39</b>	<b>2</b>	<b>0</b>	<b>0</b>	<b>2</b>	<b>54.2</b>	<b>72</b>	<b>44</b>	<b>40</b>	<b>32</b>	<b>59</b>	<b>269</b>	<b>.323</b>	<b>8</b>	<b>2</b>



PITCHING STAFF PROFILES

27 GAVIN BLACK

RHP | L/R | SO. | 6-0 | 195  
BOGART, GA / NW FLORIDA STATE COLLEGE

QUICK HITS

SINGLE GAME CAREER HIGHS

Innings	2.0	vs. Missouri (5/18/24)
Strikeouts	4	vs. Alabama (5/3/24)
Walks	1	vs. Vanderbilt (5/23/24)

MISCELLANEOUS STATS

	2024	CAREER GAMES
5+ Strikeouts	--	--
10+ Strikeouts	--	--
2 or Fewer Hits Allowed	10	10
Longest Scoreless Innings Stretch	2.0	2.0
Wins in a Row*	--	--

\*no decisions do not break a streak  
\*\*designates as current

BLACK'S GAME-BY-GAME PITCHING STATS

DATE	OPP	GS	IP	H	R	ER	BB	SO	2B	3B	HR	WP	BK	HBP	W/L	SV	ERA
2/18	Air Force	1.0	0	0	0	1	3	0	0	0	0	0	0	0	0/0	0	0.00
2/21	Austin Peay	1.1	1	0	0	0	2	0	0	0	0	0	0	0	0/0	0	0.00
2/23	Ga. Southern	1.1	2	1	1	0	3	0	0	1	0	0	0	0	0/0	0	6.75
3/2	Mt. St. Mary's	1.0	2	2	1	1	0	0	0	0	0	0	0	0	0/0	0	9.00
3/8	Evansville	0.1	1	0	0	0	1	0	0	0	0	0	0	1	0/0	0	0.00
3/16	LSU	0.2	4	4	4	0	0	0	0	1	0	0	0	0	0/0	0	54.00
4/16	Alcorn State	1.0	0	0	0	0	2	0	0	0	0	0	0	0	0/0	0	0.00
5/3	Alabama	2.0	2	0	0	0	4	0	0	0	0	0	1	0	0/0	0	0.00
5/12	at Arkansas	0.2	1	2	2	1	2	0	0	1	0	0	0	0	0/0	0	27.00
5/18	Missouri	2.0	1	0	0	0	0	0	0	0	1	0	0	0	0/0	0	0.00
5/23	vs. Vanderbilt	1.0	1	1	1	1	2	0	0	0	0	0	0	0	0/0	0	9.00
TOTALS		12.1	15	10	9	4	19	0	0	2	1	0	2	0	0/0	0	6.57

CAREER PITCHING STATS

YEAR	ERA	W-L	APP	GS	CG	SHO	SV	IP	H	R	ER	BB	SO	BF	B/AVG	WP	HBP
2024	6.57	0-0	11	0	0	0	0	12.1	13	10	9	8	19	60	.271	1	2
TOTAL	6.57	0-0	11	0	0	0	0	12.1	13	10	9	8	19	60	.271	1	2

28 GAGE HALEY

RHP | R/R | FR. | 6-5 | 270  
SOUTHAVEN, MISS / LEWISBURG HS

QUICK HITS

SINGLE GAME CAREER HIGHS

Innings	2.0	vs. Central Arkansas (4/2/24)
Strikeouts	2	vs. Central Arkansas (4/2/24)
Walks	2	vs. Central Arkansas (4/2/24)

MISCELLANEOUS STATS

	2024	CAREER GAMES
5+ Strikeouts	--	--
10+ Strikeouts	--	--
2 or Fewer Hits Allowed	1	1
Longest Scoreless Innings Stretch	2.0**	2.0**
Wins in a Row*	--	--

\*no decisions do not break a streak  
\*\*designates as current

HALEY'S GAME-BY-GAME PITCHING STATS

DATE	OPP	GS	IP	H	R	ER	BB	SO	2B	3B	HR	WP	BK	HBP	W/L	SV	ERA
4/2	Central Arkansas	2.0	0	0	0	2	2	0	0	0	0	0	0	2	0/0	0	0.00
TOTALS		2.0	0	0	0	2	2	0	0	0	0	0	0	2	-/-	0	0.00

CAREER PITCHING STATS

YEAR	ERA	W-L	APP	GS	CG	SHO	SV	IP	H	R	ER	BB	SO	BF	B/AVG	WP	HBP
2024	0.00	0-0	1	0	0	0	0	2.0	0	0	0	2	2	10	.000	0	2
TOTAL	0.00	0-0	1	0	0	0	0	2.0	0	0	0	2	2	10	.000	0	2

## PITCHING STAFF PROFILES

# 30 BRADLEY LOFTIN

**LHP** | L/L | FR. | 6-3 | 197  
SOUTHAVEN, MISS. / DESOTO CENTRAL HS

### QUICK HITS

- Collected two wins in a row dating back to 2023
- Earned a 2-1 record in 26.1 innings pitched in 2023
- During 2023, limited opponents to a .146 batting average
- Grabbed first career win on March 7, 2023, against Valparaiso

### SINGLE GAME CAREER HIGHS

Innings	6.0	vs. Valparaiso (3/3/23)
Strikeouts	11	vs. Valparaiso (3/3/23)
Walks	6	vs. Alabama (4/7/23)

### MISCELLANEOUS STATS

	2024	CAREER GAMES
5+ Strikeouts	--	5
10+ Strikeouts	--	1
2 or Fewer Hits Allowed	2	7
Longest Scoreless Innings Stretch	--	8.0
Wins in a Row*	--	2

\*no decisions do not break a streak

\*\*designates as current

### LOFTIN'S GAME-BY-GAME PITCHING STATS

DATE	OPP	GS	IP	H	R	ER	BB	SO	2B	3B	HR	WP	BK	HBP	W/L	SV	ERA
2/27	Jackson State		2.0	2	1	1	0	2	1	0	1	1	0	1	0/0	0	4.50
3/12	South Alabama	*	3.0	2	0	0	0	6	0	0	0	0	0	0	0/0	0	0.00
3/19	Memphis	*	3.0	3	3	2	1	4	1	0	0	0	0	0	0/0	0	6.00
<b>TOTALS</b>			<b>8.0</b>	<b>7</b>	<b>4</b>	<b>3</b>	<b>1</b>	<b>12</b>	<b>2</b>	<b>0</b>	<b>1</b>	<b>1</b>	<b>0</b>	<b>1</b>	<b>0/0</b>	<b>0</b>	<b>3.38</b>

### CAREER PITCHING STATS

YEAR	ERA	W-L	APP	GS	CG	SHO	SV	IP	H	R	ER	BB	SO	BF	B/AVG	WP	HBP
2023	3.08	2-1	7	5	0	0	0	26.1	13	12	9	28	43	122	.146	4	3
2024	3.38	0-0	3	2	0	0	0	8.0	7	4	3	1	12	32	.233	1	1
<b>TOTAL</b>	<b>3.15</b>	<b>2-1</b>	<b>10</b>	<b>7</b>	<b>0</b>	<b>0</b>	<b>0</b>	<b>34.1</b>	<b>20</b>	<b>16</b>	<b>12</b>	<b>29</b>	<b>55</b>	<b>154</b>	<b>.168</b>	<b>5</b>	<b>4</b>

# 31 KARSON LIGON

**RHP** | R/R | JR. | 6-1 | 210  
SARASOTA, FLA. / RIVER VIEW HS / MIAMI

### QUICK HITS

- 2022 ACC All-Freshman Team at Miami (Fla.)

### SINGLE GAME CAREER HIGHS

Innings	8.0	vs. Florida State (3/31/23)*
Strikeouts	8	vs. Pittsburgh (4/23/22)*
Walks	5	vs. Duke (4/2/22)*

\*Career-highs from Miami

### MISCELLANEOUS STATS

	2024	CAREER GAMES
5+ Strikeouts	--	11
10+ Strikeouts	--	--
2 or Fewer Hits Allowed	12	13
Longest Scoreless Innings Stretch	4.1	8.0
Wins in a Row*	1**	3

\*no decisions do not break a streak

\*\*designates as current

### LIGON'S GAME-BY-GAME PITCHING STATS

DATE	OPP	GS	IP	H	R	ER	BB	SO	2B	3B	HR	WP	BK	HBP	W/L	SV	ERA
2/18	Air Force		1.0	1	0	0	0	1	0	0	0	0	0	0	0/0	0	0.00
2/21	Austin Peay		0.1	3	3	3	0	1	0	0	2	0	0	0	0/0	0	81.00
2/24	Ga. Southern		2.2	2	2	1	2	3	0	0	1	0	0	2	0/0	0	3.37
3/5	Southern Miss	*	1.0	3	4	3	2	1	0	0	1	1	0	0	0/0	0	27.00
3/13	New Orleans		3.0	1	1	0	2	3	1	0	0	0	0	0	0/0	0	0.00
3/16	LSU		3.1	2	0	0	3	3	0	0	0	0	0	0	0/0	0	0.00
3/23	at Texas A&M		1.0	0	0	0	0	1	0	0	0	0	0	0	0/0	0	0.00
3/31	at Florida	*	2.1	1	1	1	3	1	0	0	0	1	0	2	0/0	0	3.86
4/13	at Ole Miss		1.2	1	1	0	2	1	0	0	0	1	0	0	0/0	0	0.00
4/16	Alcorn State		1.0	0	0	0	1	1	0	0	0	0	0	0	0/0	0	0.00
4/28	at Vanderbilt		1.1	0	0	0	1	1	0	0	0	0	1	1	1/0	0	0.00
5/1	Ole Miss		1.2	0	0	0	2	2	0	0	0	0	0	1	0/0	0	0.00
5/5	Alabama		1.2	1	1	1	0	1	0	0	0	0	0	1	0/0	0	5.40
5/12	at Arkansas		1.0	2	3	3	1	0	1	0	1	0	0	0	0/0	0	27.00
<b>TOTALS</b>			<b>23.0</b>	<b>17</b>	<b>16</b>	<b>12</b>	<b>19</b>	<b>20</b>	<b>2</b>	<b>0</b>	<b>5</b>	<b>3</b>	<b>1</b>	<b>7</b>	<b>1/0</b>	<b>0</b>	<b>4.70</b>

### CAREER PITCHING STATS

YEAR	ERA	W-L	APP	GS	CG	SHO	SV	IP	H	R	ER	BB	SO	BF	B/AVG	WP	HBP
2022*	4.90	6-6	16	15	0	0	0	75.1	82	47	41	32	67	346	.264	5	10
2023*	4.80	3-2	10	10	0	2	0	50.2	44	30	27	20	37	222	.237	2	9
2024	4.70	1-0	14	2	0	0	0	23.0	17	16	12	19	20	109	.207	3	7
<b>TOTAL</b>	<b>4.68</b>	<b>10-8</b>	<b>40</b>	<b>27</b>	<b>0</b>	<b>2</b>	<b>0</b>	<b>149.0</b>	<b>143</b>	<b>93</b>	<b>80</b>	<b>71</b>	<b>124</b>	<b>677</b>	<b>.236</b>	<b>10</b>	<b>26</b>

\* Statistics from Miami





## PITCHING STAFF PROFILES

# 45 TYLER DAVIS

LHP | L/L | JR. | 6-2 | 210  
NEWPORT NEWS, VA. / MENCHVILLE HS / VCU

### QUICK HITS

- Has five saves on the season, the eighth most in the SEC
- Has appeared in the fifth most games by an SEC pitcher

### SINGLE GAME CAREER HIGHS

Innings	6.0	vs. George Mason (4/2/22)*
Strikeouts	7	vs. Dayton (4/29/22)*
Walks	4	vs. Davidson (5/27/22)*

\*Career-highs from VCU

### MISCELLANEOUS STATS

	2024	CAREER GAMES
5+ Strikeouts	1	11
10+ Strikeouts	--	--
2 or Fewer Hits Allowed	25	41
Longest Scoreless Innings Stretch	20.0	20.0
Wins in a Row*	5	5

\*no decisions do not break a streak

\*\*designates as current

### DAVIS' GAME-BY-GAME PITCHING STATS

DATE	OPP	GS	IP	H	R	ER	BB	SO	2B	3B	HR	WP	BK	HBP	W/L	SV	ERA
2/16	Air Force	1.0	1	0	0	0	2	1	0	0	0	0	0	0	1/0	0	0.00
2/18	Air Force	1.0	1	0	0	0	2	0	0	0	0	0	0	0	0/0	0	0.00
2/21	Austin Peay	0.2	3	1	1	0	1	1	0	0	0	0	0	0	0/0	0	13.50
2/25	Ga. Southern	1.0	1	0	0	1	1	0	0	0	0	0	0	0	0/0	0	0.00
2/29	Mt. St. Mary's	0.1	2	1	1	1	1	0	0	0	0	0	0	0	0/0	0	27.00
3/5	Southern Miss	2.0	0	0	0	0	2	0	0	0	0	0	0	0	0/0	0	0.00
3/12	South Alabama	1.1	1	0	0	1	1	0	0	0	0	0	0	0	0/0	0	0.00
3/17	LSU	2.0	1	0	0	1	2	0	0	0	0	0	0	0	0/0	0	0.00
3/22	at Texas A&M	2.0	0	0	0	1	2	0	0	0	0	0	0	0	0/0	0	0.00
3/26	at Samford	2.0	1	0	0	1	5	1	0	0	0	0	0	0	1/0	0	0.00
3/29	at Florida	0.0	0	2	2	2	0	0	0	0	0	0	0	0	0/0	0	99.00
4/2	Central Arkansas	1.0	0	0	0	0	0	0	0	0	0	0	0	0	0/0	0	0.00
4/5	Georgia	0.0	0	0	0	1	0	0	0	0	0	0	0	0	0/0	0	0.00
4/7	Georgia	3.0	1	0	0	0	3	0	0	0	0	0	0	1	1/0	0	0.00
4/13	at Ole Miss	1.2	2	0	0	2	0	2	0	0	0	0	0	0	0/0	0	0.00
4/19	Auburn	2.0	2	0	0	0	4	0	0	0	0	0	0	0	0/0	0	0.00
4/23	Memphis	1.0	0	0	0	0	2	0	0	0	0	0	0	0	0/0	1	0.00
4/27	at Vanderbilt	1.2	1	0	0	0	1	0	0	0	0	0	0	0	0/0	1	0.00
5/1	Ole Miss	1.1	0	0	0	0	3	0	0	0	0	0	0	0	1/0	0	0.00
5/4	Alabama	2.0	1	0	0	0	0	1	0	0	0	0	0	0	0/0	0	0.00
5/11	at Arkansas	1.0	1	0	0	0	1	0	0	0	0	0	0	0	0/0	1	0.00
5/16	Missouri	1.0	1	0	0	0	3	0	0	0	0	0	0	0	0/0	1	0.00
5/18	Missouri	1.0	1	0	0	1	0	0	0	0	0	0	0	0	0/0	0	0.00
5/21	Ole Miss	0.1	0	0	0	0	0	1	0	0	0	0	0	0	1/0	0	0.00
5/22	vs. Texas A&M	1.0	0	0	0	0	1	0	0	0	0	0	0	0	0/0	1	0.00
5/24	vs. Tennessee	2.0	2	1	1	0	2	0	0	1	0	0	0	0	0/1	0	4.50
TOTALS		33.1	23	5	5	12	40	6	0	1	0	0	0	1	5/1	5	1.35

### CAREER PITCHING STATS

YEAR	ERA	W-L	APP	GS	CG	SHO	SV	IP	H	R	ER	BB	SO	BF	B/AVG	WP	HBP
2021*	4.86	9-2	21	0	0	0	5	53.2	55	35	29	27	53	246	.267	1	6
2022*	3.60	5-3	17	15	0	0	0	60.0	47	26	24	21	63	255	.210	2	6
2023	9.13	1-0	14	0	0	0	0	22.2	31	26	23	21	21	123	.316	2	2
2024	1.35	5-1	26	0	0	0	5	33.1	23	5	5	12	40	135	.190	0	1
TOTAL	4.30	20-6	78	15	0	0	10	169.2	156	92	81	78	177	759	.245	5	15

\*Statistics from VCU

## PITCHING STAFF PROFILES

# 48 BROOKS AUGER

**RHP** | R/R | JR. | 6-5 | 205  
FARMERVILLE, LA. / CEDAR CREEK HS / HINDS CC

### QUICK HITS

- SEC All-Tournament selection
- Pitched a career-high 8 innings and struck out a career-high 13 in his lone SEC Tournament appearance
- Only through 12 balls in his SEC Tournament outing while striking out 13

### SINGLE GAME CAREER HIGHS

Innings	8.0	vs. Ole Miss (5/21/24)
Strikeouts	13	vs. Ole Miss (5/21/24)
Walks	3	vs. Alabama (5/5/24)

### MISCELLANEOUS STATS

	2024	CAREER GAMES
5+ Strikeouts	2	2
10+ Strikeouts	1	1
2 or Fewer Hits Allowed	16	16
Longest Scoreless Innings Stretch	8.0	12
Wins in a Row*	1	2

\*no decisions do not break a streak

\*\*designates as current

### AUGER'S GAME-BY-GAME PITCHING STATS

DATE	OPP	GS	IP	H	R	ER	BB	SO	2B	3B	HR	WP	BK	HBP	W/L	SV	ERA
2/17	Air Force		0.2	1	0	0	1	1	0	0	0	1	0	0	0/0	0	0.00
2/20	Austin Peay		2.2	1	0	0	0	3	0	0	0	0	0	0	0/0	0	0.00
2/23	Ga. Southern		1.0	0	0	0	0	2	0	0	0	0	0	0	0/0	0	0.00
2/25	Ga. Southern		1.0	1	0	0	1	1	0	0	0	0	0	0	0/0	0	0.00
2/29	Mt. St. Mary's		0.2	0	0	0	0	1	0	0	0	0	0	0	0/0	0	0.00
3/5	Southern Miss		1.0	0	0	0	0	1	0	0	0	0	0	0	0/0	1	0.00
3/8	Evansville		1.0	1	0	0	0	0	0	0	0	0	0	0	0/0	1	0.00
3/12	South Alabama		1.0	2	2	2	1	2	1	0	0	0	0	0	0/1	0	18.00
3/23	at Texas A&M		1.0	0	0	0	0	1	0	0	0	0	0	0	0/0	0	0.00
3/26	at Samford		1.0	2	0	0	0	0	1	0	0	0	0	0	0/0	0	0.00
3/29	at Florida		1.1	2	2	2	1	1	1	0	0	0	0	0	0/0	0	13.50
4/7	Georgia		3.0	6	3	1	0	3	1	0	0	0	0	0	0/0	0	3.00
4/13	at Ole Miss		3.0	2	0	0	2	3	1	0	0	0	0	0	0/0	0	0.00
4/21	Auburn	*	3.0	1	3	3	3	3	0	0	0	0	0	0	0/0	0	9.00
4/27	at Vanderbilt	*	5.0	2	1	1	2	6	1	0	0	1	0	0	1/0	0	1.80
5/5	Alabama	*	2.0	2	4	4	3	1	0	0	1	0	0	1	0/1	0	18.00
5/11	at Arkansas		3.0	3	1	1	1	4	0	0	0	0	0	0	0/0	0	3.00
5/17	Missouri		2.0	2	0	0	1	1	0	0	0	0	0	0	0/0	0	0.00
5/21	vs. Ole Miss	*	8.0	3	1	1	0	13	0	0	1	0	0	0	0/0	0	1.13
<b>TOTALS</b>			<b>41.1</b>	<b>31</b>	<b>17</b>	<b>15</b>	<b>16</b>	<b>47</b>	<b>6</b>	<b>0</b>	<b>2</b>	<b>2</b>	<b>0</b>	<b>1</b>	<b>1/2</b>	<b>2</b>	<b>3.27</b>

### CAREER PITCHING STATS

YEAR	ERA	W-L	APP	GS	CG	SHO	SV	IP	H	R	ER	BB	SO	BF	B/AVG	WP	HBP
2022	3.05	2-0	16	0	0	0	0	20.2	16	10	7	12	27	90	.219	0	1
2023								DNP									
2024	3.27	1-2	19	4	0	0	2	41.1	31	17	15	16	47	172	.201	2	1
<b>TOTAL</b>	<b>3.19</b>	<b>3-2</b>	<b>35</b>	<b>4</b>	<b>0</b>	<b>0</b>	<b>2</b>	<b>62.0</b>	<b>47</b>	<b>27</b>	<b>22</b>	<b>28</b>	<b>74</b>	<b>262</b>	<b>.207</b>	<b>2</b>	<b>2</b>

# 50 JURRANGELO CIJNTJE

**BHP** | S/S | FR. | 5-11 | 170  
PEMBROKE PINES, FLA. / CHAMPAGNT CATHOLIC HS

### QUICK HITS

- 18th Round draft pick by the Milwaukee Brewers in the 2022 MLB Draft
- Made collegiate debut on Feb. 19, 2023, against VMI
- Led the team with 63 strikeouts last season
- Pitched a career-high 7 innings multiple times this season
- Collected a career-high 11 strikeouts against Vanderbilt on April 28
- Ranks third in the SEC with 108 strikeouts and is first in strikeouts looking (37)
- Ranks sixth in the SEC in ERA (3.55)

### SINGLE GAME CAREER HIGHS

Innings	7.0	vs. Missouri (5/17/24)
Strikeouts	11	at Vanderbilt (4/28/24)
Walks	5	vs. LSU (3/17/24)

### MISCELLANEOUS STATS

	2024	CAREER GAMES
5+ Strikeouts	11	17
10+ Strikeouts	4	4
2 Or Fewer Hits Allowed	3	9
Longest Scoreless Innings Stretch	6.2	8.1
Wins in a Row*	4	4

\*no decisions do not break a streak

\*\*designates as current

### CIJNTJE'S GAME-BY-GAME PITCHING STATS

DATE	OPP	GS	IP	H	R	ER	BB	SO	2B	3B	HR	WP	BK	HBP	W/L	SV	ERA
2/18	Air Force	*	4.0	2	1	1	2	8	0	0	0	0	0	1	0/0	0	2.25
2/25	Ga. Southern	*	5.0	1	1	1	2	7	0	0	0	0	0	2	1/0	0	1.80
3/2	Mt. St. Mary's	*	6.2	2	0	0	4	10	1	0	0	0	0	0	1/0	0	0.00
3/10	Evansville	*	6.0	5	3	3	3	10	0	0	1	0	0	1	1/0	0	4.50
3/17	LSU	*	5.0	5	3	3	5	6	1	0	0	0	0	0	1/0	0	5.40
3/23	at Texas A&M	*	5.2	7	5	5	1	4	3	0	3	1	0	1	0/1	0	7.94
3/30	at Florida	*	7.0	5	2	2	2	8	1	0	0	0	0	0	1/0	0	2.57
4/6	Georgia	*	5.0	5	2	2	0	8	1	0	1	0	0	1	0/0	0	3.60
4/13	at Ole Miss	*	3.0	4	3	3	1	3	1	0	1	0	0	0	0/0	0	9.00
4/21	Auburn	*	6.2	3	1	1	3	5	0	0	1	0	0	1	1/0	0	1.35
4/28	at Vanderbilt	*	5.1	5	4	4	1	11	3	0	0	0	0	0	0/0	0	6.75
5/4	Alabama	*	7.0	7	1	1	0	8	1	0	1	0	0	3	1/0	0	1.29
5/11	at Arkansas	*	4.1	4	4	2	3	1	1	0	1	0	0	0	0/0	0	4.15
5/17	Missouri	*	7.0	3	2	2	1	9	0	0	2	0	0	1	1/0	0	2.57
5/23	vs. Vanderbilt	*	6.0	5	3	3	1	10	0	0	0	1	0	1	0/1	0	4.50
<b>TOTALS</b>			<b>83.2</b>	<b>63</b>	<b>35</b>	<b>33</b>	<b>29</b>	<b>108</b>	<b>13</b>	<b>0</b>	<b>11</b>	<b>2</b>	<b>0</b>	<b>12</b>	<b>8/2</b>	<b>0</b>	<b>3.55</b>

### CAREER PITCHING STATS

YEAR	ERA	W-L	APP	GS	CG	SHO	SV	IP	H	R	ER	BB	SO	BF	B/AVG	WP	HBP
2023	8.10	3-5	14	13	0	0	0	50.0	44	48	45	34	63	238	.238	5	14
2024	3.55	8-2	15	15	0	0	0	83.2	63	35	33	29	108	350	.207	2	12
<b>TOTAL</b>	<b>5.25</b>	<b>11-7</b>	<b>29</b>	<b>28</b>	<b>0</b>	<b>0</b>	<b>0</b>	<b>133.2</b>	<b>107</b>	<b>83</b>	<b>78</b>	<b>63</b>	<b>171</b>	<b>588</b>	<b>.218</b>	<b>7</b>	<b>26</b>