



MISSISSIPPI STATE BASEBALL

2021 NATIONAL CHAMPIONS

135 Seasons | 40 NCAA Tournament Appearances | 12 College World Series Appearances | 20 MLB First Round Draft Picks

2025 SCHEDULE & RESULTS

MISSISSIPPI STATE BY THE NUMBERS

Overall Record	0-0
SEC Record	0-0
at Dudy Noble Field	0-0
Road Games	0-0
Neutral Site Games	0-0
Streak	--
Last 10 Games	0-0

February (0-0)

	TV	TIME
14 MANHATTAN (G1)	SECN+	12 p.m.
14 MANHATTAN (G2)	SECN+ 40 MINS AFTER G1	
16 MANHATTAN	SECN+	1 p.m.
18 at Southern Miss	ESPN+	6 p.m.
21 MISSOURI STATE	SECN+	4 p.m.
22 MISSOURI STATE	SECN+	2 p.m.
23 MISSOURI STATE	SECN+	1 p.m.
25 TROY	SECN+	4 p.m.
28 vs. Rice (3)	ASTROS.COM	11:05 a.m.

March (0-0)

1 vs. Arizona (3)	ASTROS.COM	3:05 p.m.
2 vs. Oklahoma State (3)	ASTROS.COM	2:05 p.m.
4 SOUTHERN MISS	SECN+	4 p.m.
7 QUEENS	SECN+	6 p.m.
8 QUEENS	SECN+	2 p.m.
9 QUEENS	SECN+	1 p.m.
11 vs. Old Dominion (2)	--	6 p.m.
12 vs. Nicholls State (2)	--	5 p.m.
14 TEXAS*	SECN+	6 p.m.
15 TEXAS*	SECN+	2 p.m.
16 TEXAS*	SECN+	1 p.m.
18 JACKSON STATE	SECN+	6 p.m.
21 at Oklahoma*	SECN+	6:30 p.m.
22 at Oklahoma*	SECN+	4 p.m.
23 at Oklahoma*	SECN+	2 p.m.
25 SAMFORD	SECN+	6 p.m.
27 at LSU*	SECN	7 p.m.
28 at LSU*	SECN+	6:30 p.m.
29 at LSU*	SECN+	2 p.m.

April (0-0)

1 at Memphis	ESPN+	6 p.m.
4 SOUTH CAROLINA*	SECN+	6 p.m.
5 SOUTH CAROLINA*	SECN+	2 p.m.
6 SOUTH CAROLINA*	SECN+	1 p.m.
8 at UAB	ESPN+	6 p.m.
11 at Alabama*	SECN+	6 p.m.
12 at Alabama*	SECN+	4 p.m.
13 at Alabama*	SECN+	1 p.m.
15 SOUTHERN	SECN+	6 p.m.
17 FLORIDA*	SECN	7 p.m.
18 FLORIDA*	ESPN2	7:30 p.m.
19 FLORIDA*	ESPN2	2 p.m.
22 vs. Ole Miss (1)	--	6 p.m.
25 at Auburn*	SECN+	6 p.m.
26 at Auburn*	SECN+	6 p.m.
27 at Auburn*	SECN+	2 p.m.
29 MEMPHIS	SECN+	6 p.m.

May (0-0)

2 KENTUCKY*	SECN+	6 p.m.
3 KENTUCKY*	SECN+	2 p.m.
4 KENTUCKY*	SECN	12 p.m.
9 OLE MISS*	SECN	7:30 p.m.
10 OLE MISS*	SECN+	2 p.m.
11 OLE MISS*	SECN+	1 p.m.
13 NORTH ALABAMA	SECN+	6 p.m.
15 at Missouri*	SECN+	6 p.m.
16 at Missouri*	SECN+	6 p.m.
17 at Missouri*	SECN+	2 p.m.

All times central and subject to change

HOME GAMES IN BOLD CAPS | * - Southeastern Conference game
(1) - Trustmark Park; Pearl, Miss. | (2) - Kessler Federal Park; Biloxi, Miss.
(3) - Daikin Park; Houston

FEBRUARY 14-16 | VS. MANHATTAN | STARKVILLE, MISS. | DUDY NOBLE FIELD AT POLK-DEMENT STADIUM



MISSISSIPPI STATE BULLDOGS

Record	0-0 (0-0 SEC)
Rankings	BA - 18, D1 - 18, NCBWA - 19, Perfect Game - RV, USA Today - 19
Head Coach	Chris Lemonis
Career Record	348-207-1 (11th season)
Record at MSU	207-116 (7th season)



MANHATTAN JASPERS

Record	0-0 (0-0 MAAC)
Rankings	BA - NR, D1 - NR, NCBWA - NR, Perfect Game - NR, USA Today - NR
Head Coach	Steven Rosen
Career Record	0-0 (1st season)
Record at MAN	0-0 (1st season)

MATCHUPS AT A GLANCE (2024 Stats)

MSU	OFFENSE	MAN	MSU	PITCHING/DEF.	MAN
.280	Batting	.262	4.17	ERA	5.27
.448	Slugging	.388	553.0	IP	440.2
.387	On-Base Pct.	.380	0	CGs	0
101	Doubles	71	11	Saves	10
7	Triples	6	639	Ks	420
79	Home Runs	45	.232	OBA	.272
310	Walks	277	42	Errors	80
67-82	SB-SBA	62-85	31	Double Plays	34

PROBABLE PITCHERS

FRI (G1): MSU - LHP Pico Kohn (Jr., 0-0, 0.00 ERA) vs. MAN - RHP Braedon Ramero (Jr., 0-0, 0.00 ERA)

FRI (G2): MSU - RHP Karson Ligon (Sr., 0-0, 0.00 ERA) vs. MAN - RHP Brad Grasser (Jr., 0-0, 0.00 ERA)

SUN: MSU - RHP Stone Simmons (Sr., 0-0, 0.00 ERA) vs. MAN - RHP Joseph Duffield (So., 0-0, 0.00 ERA)

GAME COVERAGE

Date	TV/Stream	Play-by-Play	Analyst	Radio	PxP/Analyst
Feb. 14 (G1)	SECN+	Bart Gregory	Charlie Winfield	96.1 FM/MSU App	Neil Price / Ron Polk
Feb. 14 (G2)	SECN+	Bart Gregory	Charlie Winfield	96.1 FM/MSU App	Neil Price / Ron Polk
Feb. 16	SECN+	Bart Gregory	Charlie Winfield	96.1 FM/MSU App	Neil Price / Ron Polk

Live Stats - MSU.STATBROADCAST.COM

X - @HailStateBB | #HailState

SERIES HISTORY

Series History	First Meeting	Last 5 Meetings
MSU Streak	--	
First Meeting	--	
Last Meeting	--	
Last MSU Win	--	
Last Manhattan Win	--	

NUMBERS TO KNOW

54

Senior **Hunter Hines** has hit 54 career home runs at Mississippi State. This is the fourth most in school history.

2,850

The Diamond Dawgs are three wins away from winning their 2,850th game in program history.

350

Head Coach **Chris Lemonis** is two wins shy of 350 career wins. He collected 141 wins at Indiana and entering the 2025 season he has 207 wins at State.



PROGRAM QUICK FACTS

School Information

Location	Starkville, Mississippi
Founded	1878
Enrollment	23,150
President	Dr. Mark E. Keenum
Faculty Representative	Dr. Brent Fountain
Director of Athletics	Zac Selmon
Twitter	@ZacSelmon
Affiliation	NCAA Division I
Conference	Southeastern
Nickname	Bulldogs
Colors	Maroon and White

Stadium

Name	Dudy Noble Field, Polk-DeMent Stadium
Capacity	15,000+
Field Dimensions	Left-330, Left Center-385, Center-400, Right Center-380, Right-305

Team Information

2024 Overall Record (SEC)	40-23 (17-13)
2024 Home / Away / Neutral	25-9 / 8-11 / 7-3
2024 Postseason	NCAA Regional
Lettermen Returning/Lost	16/17
Position Starters Returning/Lost	3/6
Pitchers Returning/Lost	7/13
2025 Newcomers	21 (9 Freshmen, 12 Transfers)

Program Information

First Year of Baseball	1885 (135th season)
First Year in SEC	1933 (Charter Member)
All-Time Record (Win %)	2,847-1,677-29 (.628)
All-Time SEC Record (Win %)	1,014-887-3 (.533)
SEC Championships (Last)	11 (2016)
SEC Tournament Championships (Last)	7 (2012)
NCAA Tournaments (Last)	40 (2024)
NCAA Super Regionals (Last)	10 (2021)
College World Series (Last)	12 (2021)
National Championship (Last)	1 (2021)

MEDIA INFORMATION

BASEBALL MEDIA PORTAL

Mississippi State has created an online portal for media members covering the Bulldogs' baseball program. To access the portal, visit hailst.at/BBMedia.

The Baseball Press Box Page of HailState.com will include links to media guides, quick facts, game notes, box scores, recaps, pool photography and team and staff headshots.

PRESS BOX SERVICES

A complete NCAA box score and pertinent game facts are available to members of the working media following each game. Seats will be assigned. A pregame meal will be passed out in the press box approximately one hour prior to each game.

The press box is equipped with high-speed internet and telephone access. It is also set up to accommodate television and team radio/video personnel.

RADIO BROADCASTS

Dudy Noble Field houses radio lines to support home and visitor radio broadcasts. For more information on the phone lines, please contact Travis Rae in the Communications office.

POSTGAME INTERVIEWS

Requested MSU players, along with head coach Chris Lemonis, will be available for a postgame media session in the Omaha Room approximately 20 minutes after home games. The Mississippi State locker room and team spaces are closed to the media.

MSU PLAYER/COACH AVAILABILITY

Players and coaches will be made available to the media upon request. Those wishing to set up an interview must contact Travis Rae via phone or email at least 48 hours prior to the desired interview time. On gameday, players and coaches are only available postgame.

In most cases, players will be available for a brief time before or after practices which are typically scheduled on weekday afternoons.

Media members are NOT permitted to contact student-athletes on their own at any time. This includes phone, email, text or through social media platforms. Student-athletes' contact information will not be given out.

PHOTOGRAPHERS / VIDEOGRAPHERS

A limited number of photographers and videographers will be permitted to shoot in the photo wells at each end of home and visiting dugouts. Those wishing to shoot a game must request access at least 48 hours before the game.

To access the SEC's media FTP, contact licensing@xosdigital.com.

CONTACT INFORMATION:

TRAVIS RAE Baseball

Office	(715) 205-0324
Email	TRAER@athletics.msstate.edu
X	@TravisRae



2025 ROSTER

NUMERICAL

#	Name	Pos.	B/T	Ht.	Wt.	Cl./Exp.	Hometown/High School (Previous School)
2	Sawyer Reeves	INF	R/R	6-3	205	Sr./Sr.	Lugoff, S.C. / Lugoff Elgin HS (The Citadel)
3	Ace Reese	INF	L/R	6-3	205	So./So.	Canton, Texas / Canton HS (Houston)
4	Mikhail Grant	RHP	R/R	6-3	215	So./Fr.	Stockbridge, Ga. / Georgia Premire Academy
5	Aaron Downs	INF/OF	R/R	6-0	210	Sr./Sr.	Pella, Iowa / Heritage Academy
6	Landis Davila	OF	L/R	6-3	200	Fr./Fr.	Farragut, Tenn. / Farragut HS
7	Reed Stallman	INF	L/R	6-3	220	Sr./Sr.	Robins, Iowa / Alburnett HS (Campbell)
8	Charlie Foster	LHP	R/L	6-3	190	Fr./Fr.	Snellville, Ga. / Brookwood HS
9	Pico Kohn	LHP	L/L	6-4	200	Sr./Sr.	Verbena, Ala. / Chilton County HS
10	Dylan Cupp	INF	R/R	6-0	180	So./So.	Gedartown Ga. / Cedartown HS
11	Duke Stone	RHP	R/R	6-5	225	Fr./Fr.	Uvalda, Ga. / Jeff Davis HS
12	Evan Siary	RHP	R/R	6-1	205	Jr./Jr.	Columbus, Miss. / Starkville Academy
13	Nate Chester	INF	R/R	6-2	190	Sr./Sr.	Kansas City, Mo. / Liberty North HS (John A. Logan CC)
14	Cade O'Leary	RHP	R/R	6-4	190	Fr./Fr.	Knoxville, Tenn. / Farragut HS
15	Luke Dotson	LHP	L/L	6-4	195	So./So.	Marietta Ga. / Mount Paran Christian
16	Braden Booth	INF/RHP	R/R	6-2	200	Fr./Fr.	Madison, Ala. / Bob Jones HS
17	Stone Simmons	RHP	R/R	6-4	235	Gr./Sr.	Houston, Texas / The Kinkaid School (Furman)
18	Noah Sullivan	DH/RHP	R/R	6-1	225	Sr./Jr.	Orlando, Fla. / Dr. Phillips HS (USC Upstate)
19	Robert Fortenberry	LHP	L/L	6-0	220	Jr./Jr.	Frisco, Texas / Wakeland HS (Weatherford CC)
22	Ross Highfill	C	R/R	6-0	200	Jr./So.	Madison, Miss. / Madison Central HS
23	Jackson Owen	C	R/R	5-10	200	Sr./Jr.	Starkville, Miss. / Starkville HS (Northeast Mississippi CC)
25	Bradley Loftin	LHP	L/L	6-3	195	Jr./Jr.	Southaven, Miss./DeSoto Central
26	Chase Hungate	RHP	L/R	6-1	175	Sr./Sr.	Abingdon, Va. / Abingdon HS (Virginia)
27	Gavin Black	RHP	L/R	6-0	195	Jr./Jr.	Bogart, Ga. / North Oconee HS (Northwest Florida State College)
28	Ryan McPherson	RHP	R/R	6-3	205	Fr./Fr.	Hollywood, Fla. / North Broward Prep
29	Nate Williams	RHP	R/R	6-4	250	Sr./Jr.	Acworth, Ga./North Cobb (Florence Darlington CC)
30	Jacob Pruitt	RHP	R/R	6-1	185	Jr./Jr.	Yorktown, Ind. / Yorktown HS (Indiana State)
31	Karson Ligon	RHP	R/R	6-1	210	Sr./Sr.	Sarasota, Fla. / River View HS (Miami (Fla.))
32	Michael O'Brien	OF	L/L	6-0	185	So./So.	River Ridge, La. / John Curtis Christian
34	Gehrig Frei	INF	S/R	6-1	200	Sr./Jr.	Alpharetta, Ga. / South Forsyth HS (North Alabama)
35	Ben Davis	RHP/C	R/R	6-3	215	So./So.	Booneville, Miss. / Booneville HS (Itawamba CC)
36	Nolan Stevens	INF/OF/LHP	L/L	6-3	210	So./So.	Elk Grove, Calif. / Franklin HS
38	Bryce Chance	OF	R/R	5-10	180	Sr./Jr.	Ridgeland, Miss. / Madison-Ridgeland Academy
41	Ethan Pulliam	INF/OF	R/R	6-1	180	So./So.	Starkville, Miss. / Starkville HS
42	Jack Gleason	RHP	R/R	6-1	180	Fr./Fr.	Germantown, Tenn. / Briarcrest Christian HS
43	Steven Spalitta	INF/C	L/R	5-10	185	So./So.	Mandeville, La. / Fountain Bleau HS
44	Hunter Hines	INF/OF	L/R	6-3	210	Sr./Sr.	Madison, Miss. / Madison Central HS
45	Dane Burns	LHP	R/L	6-5	220	Fr./Fr.	Celina, Texas / Prosper HS
47	JT Schnoor	RHP	R/R	6-4	215	Jr./Jr.	Pascagoula, Miss. / Resurrection Catholic School (Pearl River CC)
48	Kevin Mannell	RHP	R/R	6-4	210	Jr./Jr.	Topeka, Kan. / Seaman HS (Kansas State / Cloud County CC)
49	Gattlin Sanders	INF/OF	L/R	5-11	175	Jr./Jr.	Madison, Miss. / Madison Central HS (Jones CC)
52	Lukas Buckner	INF	L/R	5-9	170	Fr./Fr.	Knoxville, Tenn. / Farragut HS
55	Joe Powell	C	R/R	5-10	185	Gr./Sr.	Mason, Ohio / Mason HS (Cincinnati)

COACHING / SUPPORT STAFF

Chris Lemonis - Head Coach (Seventh Season at Mississippi State, 11th Overall; The Citadel, 1992)

Jake Gautreau - Assistant Coach (Eighth Season; Tulane, 2011)

Justin Parker - Assistant Coach (Second Season; Wright State, 2012)

Kyle Cheesebrough - Assistant Coach (Seventh Season; Louisville, 2010)

Roger Rodeheaver - Director of Operations (Seventh Season; Indiana, 2010)

Blake Loper - Coordinator of Operations (Fourth Season; Mississippi State, 2020)

Bobby Austin - Coordinator of Player Development (Fifth Season; NC State, 2019)

Scott Shipman - Strength and Conditioning Coach (Third Season; Augusta University, 2013)

Jason Wire - Associate Athletic Trainer (15th Season; St. Cloud State, 2006)

ROSTER BREAKDOWN

BY POSITION

RHP - 17 (Black, Booth, Davis, Gleason, Grant, Hungate, Ligon, Manell, McPherson, O'Leary, Pruitt, Schnoor, Siary, Simmons, Stone, Sullivan, Williams)

LHP - 7 (Burns, Dotson, Fortenberry, Foster, Kohn, Loftin, Stevens)

INF - 15 (Booth, Buckner, Chester, Cupp, Downs, Frei, Hines, Pulliam, Reese, Reeves, Sanders, Spalitta, Stallman, Stevens, Sullivan)

OF - 8 (Chance, Davila, Downs, Hines, O'Brien, Pulliam, Sanders, Stevens)

C - 5 (Davis, Highfill, Owen, Powell, Spalitta)

BY CLASS

FRESHMEN - 9 (Booth, Buckner, Burns, Davila, Foster, Gleason, McPherson, O'Leary, Stone)

SOPHOMORES - 8 (Cupp, Dotson, Grant, O'Brien, Pulliam, Reese, Spalitta, Stevens)

JUNIORS - 10 (Black, Davis, Fortenberry, Highfill, Loftin, Mannell, Pruitt, Sanders, Schnoor, Siary)

SENIORS - 13 (Chance, Chester, Downs, Frei, Hines, Hungate, Kohn, Ligon, Owen, Reeves, Stallman, Sullivan, Williams)

GRADUATES - 2 (Powell, Simmons)

BY EXPERIENCE

FRESHMEN - 10 (Booth, Buckner, Burns, Davila, Foster, Gleason, Grant, McPherson, O'Leary, Stone)

SOPHOMORES - 8 (Cupp, Dotson, Highfill, O'Brien, Pulliam, Reese, Spalitta, Stevens)

JUNIORS - 15 (Black, Chance, Davis, Fortenberry, Frei, Kohn, Loftin, Mannell, Owen, Pruitt, Sanders, Schnoor, Siary, Sullivan, Williams)

SENIORS - 9 (Chester, Downs, Hines, Hungate, Ligon, Powell, Reeves, Simmons, Stallman)

BY STATE

MISSISSIPPI - 10 (Chance, Davis, Highfill, Hines, Loftin, Owen, Pulliam, Sanders, Schnoor, Siary)

GEORGIA - 8 (Black, Cupp, Dotson, Foster, Frei, Grant, Stone, Williams)

Tennessee - 4 (Buckner, Davila, Gleason, O'Leary)

TEXAS - 4 (Burns, Fortenberry, Reese, Simmons)

FLORIDA - 3 (Ligon, McPherson, Sullivan)

ALABAMA - 2 (Booth, Kohn)

IOWA - 2 (Downs, Stallman)

LOUISIANA - 2 (O'Brien, Spalitta)

CALIFORNIA - 1 (Stevens)

INDIANA - 1 (Pruitt)

KANSAS - 1 (Mannell)

MISSOURI - 1 (Chester)

OHIO - 1 (Powell)

SOUTH CAROLINA - 1 (Reeves)

VIRGINIA - 1 (Hungate)

PRONUNCIATION GUIDE

Landis Davila	Duh-vi-lah
Gehrig Frei	Fry
Jake Gautreau	Go-TRO (long o)
Pico Kohn	Konn
Chris Lemonis	Luh-MOE-niss
Karson Ligon	LIG-in
Kevin Mannell	MUH-nell
JT Schnoor	S-newer
Evan Siary	Sea-air-EE
Steven Spalitta	Spuh-lee-tuh



PROJECTED STARTERS

2025 statistics listed | Probable starters based on previous games

Pos.	Name	Elg.	B/T	Ht./Wt.	Avg.	R	H	RBI	Notes
C									
1B									
2B									
SS									
3B									
LF									
CF									
RF									
DH									

Available after the first weekend of play.
Probable starters are based on previous game.

CAREER SITUATIONAL STATISTICS

Runners On Base (H-AB)

Name	'20-'21	'22	'23	'24	'25	Total	Avg.
Chance, Bryce	--	--	21-55	26-87	--	47-142	.330
Chester, Nate	--	--	3-8	2-14	--	5-22	.227
Cupp, Dylan	--	--	--	11-40	--	11-40	.275
Downs, Aaron	--	2-14	4-15	14-45	--	20-74	.270
Frei, Gehrig	--	--	24-99	34-97	--	58-196	.296
Highfill, Ross	--	--	14-66	1-6	--	15-72	.167
Hines, Hunter	--	40-112	38-108	32-144	--	110-364	.302
O'Brien, Michael	--	--	--	1-1	--	1-1	1.000
Powell, Joe	15-72	24-67	--	11-42	--	50-181	.276
Pulliam, Ethan	--	--	--	8-31	--	8-31	.258
Reese, Ace	--	--	--	24-87	--	24-87	.276
Reeves, Sawyer	--	19-69	35-91	26-79	--	80-239	.335
Spalitta, Steven	--	--	--	0-5	--	0-5	.000
Stevens, Nolan	--	--	--	5-12	--	5-12	.417
Sullivan, Noah	--	40-125	7-29	33-107	--	80-261	.306
TOTAL						434-1,466	.296

Runners in Scoring Position (H-AB)

Name	'20-'21	'22	'23	'24	'25	Total	Avg.
Chance, Bryce	--	--	15-36	15-56	--	30-92	.326
Chester, Nate	--	--	2-6	2-11	--	4-17	.235
Cupp, Dylan	--	--	--	10-23	--	10-23	.435
Downs, Aaron	--	1-8	1-7	10-27	--	12-42	.286
Frei, Gehrig	--	--	16-67	23-61	--	39-128	.305
Highfill, Ross	--	--	9-41	0-3	--	9-44	.205
Hines, Hunter	--	20-60	23-74	23-94	--	66-228	.289
O'Brien, Michael	--	--	--	1-1	--	1-1	1.000
Powell, Joe	6-49	13-36	--	7-27	--	27-112	.241
Pulliam, Ethan	--	--	--	7-22	--	7-22	.318
Reese, Ace	--	--	--	14-53	--	14-53	.264
Reeves, Sawyer	--	11-40	20-57	17-45	--	48-142	.338
Spalitta, Steven	--	--	--	0-4	--	0-4	.000
Stevens, Nolan	--	--	--	1-5	--	1-5	.200
Sullivan, Noah	--	28-84	5-18	22-67	--	55-169	.325
TOTAL						268-913	.294

TEAM STATISTICAL RANKINGS



2024 Final NCAA Category	Rank	Rank
Batting		
Base on Balls	35	94
Batting Average	141	237
Doubles	139	282
Doubles Per Game	234	287
Hit By Pitch	155	172
Hits	67	244
Home Runs	80	212
Home Runs Per Game	110	210
On Base Percentage	130	163
Runs Scored	84	217
Sacrifice Bunts	81	111
Sacrifice Flies	102	61
Scoring	157	201
Slugging Percentage	140	254
Stolen Bases	116	129
Stolen Bases Per Game	146	122
Triples	219	251
Triples Per Game	254	244

Pitching		
Earned Run Average	13	76
Hit Batters	262	117
Hits Allowed Per 9 Inn.	8	122
Shutouts	52	--
Strikeout-to-Walk Ratio	8	233
Strikeouts Per 9 Innings	13	109
WHIP	8	215
Walks Allowed Per 9 Inn.	20	262

Miscellaneous		
Double Plays Turned	219	164
Double Plays Per Game	262	138
Fielding Percentage	12	270
Triple Plays	--	--
W-L Percentage	44	203

National statistical rankings listed above will be updated prior to each weekend series and midweek games.



PITCHING PROBABLES

GAME 1



#9 Pico Kohn LHP
6-4 | 200 | Verbena, Ala. | Chilton County HS

2025: 0-0, 0.00 ERA, 0 G/0 GS, 0.0 IP, 0 H, 0 ER, 0 BB, 0 SO
CAREER: 3-3, 4.23 ERA, 30 G/10 GS, 66.0 IP, 61 H, 31 ER, 29 BB, 70 SO

2025 SEASON

2025 GAME LOG

DATE	OPP.	DEC.	IP	H	R	ER	HR	BB	K	NP	ERA
TOTALS			0.0	0	0	0	0	0	0	0	0.00

GAME 2



#31 Karson Ligon RHP
6-1 | 210 | Sarasota, Fla. | River View HS | Miami (Fla.)

2025: 0-0, 0.00 ERA, 0 G/0 GS, 0.0 IP, 0 H, 0 ER, 0 BB, 0 SO
CAREER: 10-8, 4.81 ERA, 41 G/27 GS, 149.2 IP, 143 H, 80 ER, 73 BB, 125 SO

2025 SEASON

2025 GAME LOG

DATE	OPP.	DEC.	IP	H	R	ER	HR	BB	K	NP	ERA
TOTALS			0.0	0	0	0	0	0	0	0	0.00

GAME 3



#17 Stone Simmons RHP
6-4 | 235 | Houston, Texas | The Kinkaid School | Furman

2025: 0-0, 0.00 ERA, 0 G/0 GS, 0.0 IP, 0 H, 0 ER, 0 BB, 0 SO
CAREER: 1-4, 3.59 ERA, 26 G/4 GS, 50.1 IP, 45 H, 20 ER, 14 BB, 52 SO

2025 SEASON

2025 GAME LOG

DATE	OPP.	DEC.	IP	H	R	ER	HR	BB	K	NP	ERA
TOTALS			0.0	0	0	0	0	0	0	0	0.00

State



MSU RECORD WHEN...

	OVERALL	SEC
Overall	0-0	0-0
vs. Top-5 Teams	0-0	0-0
vs. Top-10 Teams	0-0	0-0
vs. Top-25 Teams	0-0	0-0
Non-Conference	0-0	0-0
SEC	0-0	0-0
SEC East	0-0	0-0
SEC West	0-0	0-0
At Home	0-0	0-0
On the Road	0-0	0-0
At Neutral Sites	0-0	0-0
In Day Games	0-0	0-0
In Night Games	0-0	0-0
vs. Teams .500 Or Better	0-0	0-0
vs. Teams Worse Than .500	0-0	0-0
vs. Left-Handed Starter	0-0	0-0
vs. Right-Handed Starter	0-0	0-0
When Starter Receives Decision	0-0	0-0
When Reliever Receives Decision	0-0	0-0
When Starter Goes 5+ Innings	0-0	0-0
When Starter Goes <5 Innings	0-0	0-0
When Scoring First	0-0	0-0
When Opponent Scores First	0-0	0-0
When Leading After 6 Innings	0-0	0-0
When Trailing After 6 Innings	0-0	0-0
When Tied After 6 Innings	0-0	0-0
When Leading After 8 Innings	0-0	0-0
When Trailing After 8 Innings	0-0	0-0
When Tied After 8 Innings	0-0	0-0
In One-Run Games	0-0	0-0
In Two-Run Games	0-0	0-0
In 5+ Run Games	0-0	0-0
Weekend Series W-L-T	0-0	0-0
Series Sweeps/Times Swept	0/0	0/0
When Scoring 0-2 Runs	0-0	0-0
When Scoring 3-5 Runs	0-0	0-0
When Scoring 6-9 Runs	0-0	0-0
When Scoring 10+ Runs	0-0	0-0
Shutouts/Times Shut Out	0/0	0/0
In Extra Innings	0-0	0-0
When Opponent Scores 4 Runs Or Less	0-0	0-0
When Opponent Scores 5 Runs Or More	0-0	0-0
When Out-Hitting Opponent	0-0	0-0
When Out-Hit by Opponent	0-0	0-0
When Hits Are Equal	0-0	0-0
When Hitting A Home Run	0-0	0-0
When Opponent Hits A Home Run	0-0	0-0
When Errorless	0-0	0-0
When Committing One Error	0-0	0-0
When Committing 2+ Errors	0-0	0-0
When Opponent is Errorless	0-0	0-0
When Opponent Commits One Error	0-0	0-0
When Opponent Commits 2+ Errors	0-0	0-0
Game 1 of Weekend	0-0	0-0
Game 2 of Weekend	0-0	0-0
Game 3 of Weekend	0-0	0-0
Monday	0-0	0-0
Tuesday	0-0	0-0
Wednesday	0-0	0-0
Thursday	0-0	0-0
Friday	0-0	0-0
Saturday	0-0	0-0
Sunday	0-0	0-0

OPENING WEEKEND AT THE DUDE

- The 2025 baseball season kicks off on Friday at Dudy Noble Field in Starkville. This marks the 135th season of Mississippi State baseball.
- The 2025 season marks the fourth straight season that the Diamond Dawgs will open up the season at The Dude.
- Mississippi State welcomes the Manhattan Jaspers in for opening weekend. This will be the first matchup between these two programs.
- On 2023 Opening Day, the crowd of 10,652 set an Opening Day record for MSU.
- Along with setting an Opening Day record in 2023, MSU saw 33,870 fans come to the Opening Weekend games, the most in a three-game series.

BIG GAME HUNTER

- Senior infielder Hunter Hines was named Pre-season First Team All-SEC First Basemen. The senior enters his fourth year with the Diamond Dawgs and is a three time All-American.
- At State, Hines has he has hit 16 or more home runs in each season. He has 54 career home runs over his first three years at MSU.
- The 54 home runs are the most by an active player in the SEC. Wyatt Henseler is tied with Hines, but all of his home runs came in the Ivy League. Jace LaViolette has hit 50 homes in his career.
- The 54 home runs are the 4th most in a career at Mississippi State. He is 13 homers away from moving into the top spot at MSU.
- During the 2023 season, Hines hit 22 home runs, the sixth most in a single season history at State. He was the first 20+ homer player at MSU since Brent Rooker hit 23 in 2017.
- Besides hitting for power, Hines has driven in 169 runs and is 13 RBIs away from joining the career RBI mark at MSU.

MSU CAREER HOME RUN LIST (1-4)

Rk.	Player	G	HRs
1.	Rafael Palmeiro (1983-85)	183	67
2.	Will Clark (1983-85)	175	61
3.	Bruce Castoria (1979-82)	202	58
4.	Hunter Hines (2022-Present)	171	54
	Connor Powers (2007-10)	202	54

MSU CAREER RBI LIST (7-10)

Rk.	Player	G	HRs
7.	Travis Chapman (1997-00)	248	202
8.	Will Clark (1983-85)	175	199
9.	Tracy Echols (1986-87, 89-90)	237	182
	Tanner Allen (2018-21)	210	182
--	Hunter Hines (2022-Present)	171	169

- D1 Baseball ranked the top 50 first basemen this season and Hines was ranked as the 12th best firstbasemen coming into the 2025 season.
- Besides hitting for power, Hines has collected 187 hits in his career, the fifth most by an SEC player entering the season.
- Hines was also ranked as the 12th best firstbasemen in the nation according to D1 Baseball.

SULLIVAN NAMED PRESEASON ALL-AMERICAN

- One of the top ranked two-way players, Noah Sullivan, has been named a preseason All-American by the NCBWA.
- Sullivan was named as a utility player after posting outstanding numbers at USC Upstate. Sullivan was 8-1 on the mound in 75 and 2/3 innings pitched. He didn't slow down at the plate as he hit .324 with 17 home runs and 56 RBIs.
- Last season, Sullivan was named as a First Team All-Big South as a utility player and second team All-Big south as a starting pitcher.
- He earned Big South Player of the Week and Starting Pitcher of the week honors during the season.
- According to D1 Baseball, Noah Sullivan was

ranked as the 20th best first basemen in the nation. He is joined by teammate Hunter Hines (No. 12) for this honor.

PRESEASON RANKINGS

- The Diamond Dawgs are coming off their 40th appearances in the NCAA and are ranked in four of the five Preseason Top 25 Polls.
- MSU came in ranked No. 18 in D1 Baseball and Baseball America.
- The Diamond Dawgs came in ranked No. 19 in the NCBWA and the USA Today Coaches Top 25.
- Along with being ranked in four Top 25 polls, Baseball American announced earlier this preseason their projected field of 64. The Diamond Dawgs were projected as a two seed in the Chapel Hill Regional.

FREE SHIRTS!

- Since his arrival at MSU, head coach Chris Lemonis has handed out a shirt to signify the top performance of each victory. Each shirt is numbered by victory and here is who they've went to:

Game Student-Athlete, Position (# in 2025)

- Who will be the first player to win a shirt in 2025?

2,850 PROGRAM WINS

- Entering the 2025 season, the Diamond Dawgs have won 2,847 games. They are three wins away from winning their 2,850 game.
- When the Diamond Dawgs claim their 2,850th win, MSU will be the 12th program in the NCAA with 2,850 wins or more.
- Mississippi State enters the season with an overall program record of 2,847-1,677-29 (.628).

350 CAREER WINS

- After winning his 200th game as Mississippi State's head coach, Chris Lemonis is looking for his 350th career victory. He is two wins shy of 350 for his career.
- Entering the 2025 season, Lemonis is one of three coaches Division I coaches to win 345 or more games at the Division I level in ten years as a head coach.
- In his 10 years as a head coach, Lemonis won 141 games at Indiana in four years and has won 207 at Mississippi State in six seasons.
- The 2025 season marks Lemonis' seventh season at the Helm at State.

THE JUSTIN PARKER EFFECT

- Pitching Coach Justin Parker Effect was in full force during his first season at Mississippi State.
- In his first season at MSU, Parker decreased the Diamond Dawgs ERA by 2.84, lowered the walk total by 104 and increased the strikeouts by 101.
- Mississippi State had the fourth best ERA in the SEC and the 13th best in the nation as they posted a 4.17 team ERA.
- MSU finished the season with 639 strikeouts, the ninth most in the nation.
- The duo of Jurrangelo Cijntje and Khal Stephen became the first duo to post 80+ innings, eight or more wins and 100+ strikeouts in a single season since 2019 when JT Ginn and Ethan Small accomplished that feat.

HOT CORNER ADDITION

- Sophomore transfer Ace Reese looks to add to the Dawgs offensive attack. Last season, Reese was a All-Big 12 Freshman team honoree.
- He lead the Cougars with four triples on the season, which tied the freshman school

record.

- Reese brings a power bat to the Diamond Dawgs lineup, as he finished fourth on the Cougars with seven home runs, while finishing fifth among Big 12 freshman.
- Reese finished the season hitting .278 on the season with 19 extra base hits for Houston.
- He had an on-base percentage of .395 as he drew 29 walks.
- On April 23 at Texas A&M, Reese went 3-for-5 with a home run.

SIMMONS RETURNS IN 2025

- The Diamond Dawgs pen will have a familiar face in in this year with Stone Simmons returning from injury.
- The senior, missed the entire 2023 and 2024 season because of an injury.
- For his career at MSU, Simmons has made 22 appearances on the mound, including one appearance during the 2021 College World Series.
- He has limited opponents to a .206 batting average of his 28.2 innings worked at State.
- Besides limiting opponents batting average, Simmons has struck out 35 batters, while only issuing eight walks.
- His last appearance on the mound for the Dawgs was March 5, 2022.
- Besides returning to the mound for the Dawgs this season, Simmons is part of the SEC Student-Athlete Leadership Council. He was one of five Bulldogs to be part of the council and were joined by a total of 82 student-athletes representing all 16 SEC universities.
- The SEC Student-Athlete Leadership Council provides an opportunity for its student-athletes to engage with campus leaders and conference office staff. Leadership Councils for football and men's and women's basketball, along with SAAC, provide a conduit of communication to the conference office on issues related to student-athlete experience, student-athlete wellness and playing rules.

D1 BASEBALL TOP 25 IMPACT FRESHMAN CLASS

- D1 Baseball announced their Top 25 Impact Freshman Class and the Diamond Dawgs came in at No. 22
- These rankings were assembled in collaboration with Prep Baseball's vice president for scouting, Shooter Hunt. After examining Prep Baseball's rankings from last spring, we incorporated our own observations from fall ball and our conversations with coaches to determine which freshmen are poised to make the biggest impacts in 2025.

D1 BASEBALL TOP 100 PROGRAMS

- In the fall of 2015, D1 Baseball presented their inaugural Top 100 Program rankings, which was described as an attempt to assess the overall health of each program in the current era. The list has been updated in 2017, 2019, 2021 and 2022.
- The 2024 Top 100 programs have come out for 2024 and the Diamond Dawgs came in at No. 8.
- This is the third straight year the Dawgs have been in the top 10 of the D1 Baseball Top 100 programs. They have been ranked in the Top 25 every year.
- Below are Mississippi States all-time rankings in the D1 Baseball Top 100 Programs:
 - 2015: No. 21
 - 2017: No. 16
 - 2019: No. 8
 - 2022: No. 3
 - 2024: No. 8

BEST FANS IN THE LAND

- Mississippi State has the **BEST** fans in collegiate baseball, which showed during the 2024 season. The Dawgs averaged the most fans in the nation drawing 10,903 per game.
- The SEC held the top four spots for average attendance for the 2024 season.
- Mississippi State had 21 games during the 2024 season with 10,000+ fans in attendance, which was a single season school record. How many games in 2025, will the Diamond Dawgs end with over 10,000 fans?

MSU SEASONS WITH 10,000+ FANS

Rk.	Season	G
1.	2024	24
2.	2023	19
3.	2022	16
4.	2019	10
5.	2016	8
--	2025	--

- Over 2023 Super Bulldog Weekend, the Dawgs set the NCAA On-Campus Attendance Record as The Dude saw 16,423 fans into the stadium when the Diamond Dawgs took on Ole Miss on April 15, 2023.
- The Dawgs hold the top 15 marks in NCAA history for NCAA on-campus facilities. Dudy Noble Field holds 24 of the 25 largest crowds in NCAA history.

BIG LEAGUE TALENT

- Mississippi State is great at turning out major league talent, with 70 Diamond Dawgs reaching the highest level of the sport, but it is also great at keeping student-athletes on campus.
- During the 2024 MLB season, the Diamond Dawgs saw two players, Justin Foscoe and JT Ginn, get called up to the majors for their first time.
- Jake Mangum led the International League (AAA) in batting average as he hit .317 over the 2024 MiLB season.
- The 2024 MLB Draft saw 11 Diamond Dawgs get drafted. This was the most drafted by any school in the 2024 draft.
- Mississippi State has had 20 players drafted in the first round of the MLB Draft. The last player was Jurrangel Cijntje when he was drafted 15th overall by the Seattle Mariners. MSU has had a first round pick five of the last six years.
- Following the 2024 season, Mangum (Rays) and Eric Cerantola (Royals) were added to the 40-man rosters of their respective teams.
- Since the 2020 MLB Draft, State has had 29 players drafted. During that span, KC Hunt (2022) did not sign and returned to Starkville.
- Since 2016, the Diamond Dawgs have had three or more players drafted in each draft. During this span, MSU had seven first round selections, including the highest drafted right-handed pitcher from State, Will Bednar, at No. 14 overall.

2024 MLB DRAFT

- Mississippi State had the best MLB Draft out of any college during 2024. MSU had 11 players selected, the most by any college in the nation.
- The 11 players selected tied a school record for players drafted in one season.
- Out of the 11 players drafted, eight were pitchers, which set a program record.
- Jurrangel Cijntje became the 20th Bulldog selected in the first round, when he went 15th overall to the Seattle Mariners.
- Of the players drafted in the 2024 MLB Draft, five players were ranked in the Baseball American Top 30 prospect.

MISC. HITTING STATS

2025 MULTI-HIT GAMES

PLAYER	2	3	4	5+	TOTAL
TOTAL	0	0	0	0	0

2025 MULTI-RBI GAMES

PLAYER	2	3	4	5+	TOTAL
TOTAL	0	0	0	0	0

HITTING STREAKS

PLAYER	SEASON	CURRENT	CAREER
Sawyer Reeves	--	1 [^]	14 [*]
Gehrig Frei	--	1 [^]	13 [*]
Hunter Hines	--	4 [^]	12
Bryce Chance	--	3 [^]	11
Ace Reese	--	1 [^]	11 [*]
Noah Sullivan	--	--	10 [*]
Joe Powell	--	--	8
Ross Highfill	--	--	6
Reed Stallman	--	--	6 [*]
Aaron Downs	--	5 [^]	5
Nolan Stevens	--	--	5
Dylan Cupp	--	2 [^]	4
Ethan Pulliam	--	--	3
Nate Chester	--	--	2
Steven Spalitta	--	--	1
Michael O'Brien	--	--	1

* - indicates streaks from previous school

^ - indicates streak continued from the 2024 season

HOME RUNS

PLAYER	TOTAL	'25	'24	'23	'22	'21
Hunter Hines	54	--	16	22	16	--
Noah Sullivan	22	--	17 [*]	2 [*]	3 [*]	--
Gehrig Frei	22	--	15 [*]	7 [*]	--	--
Reed Stallman	15	--	15 [*]	--	--	--
Joe Powell	15	--	5	0	5 [*]	5 [*]
Ross Highfill	9	--	0	9	--	--
Sawyer Reeves	9	--	5 [*]	4 [*]	0 [*]	--
Bryce Chance	8	--	6	2	--	--
Ace Reese	7	--	7 [*]	--	--	--
Nolan Stevens	1	--	1	--	--	--
Ethan Pulliam	1	--	1	--	--	--

* - indicates home runs from previous school



BIG INNING FOR MISSISSIPPI STATE

Opponent	Date	Inn.	Runs	Res.
----------	------	------	------	------

Big inning = 5 or more runs

UNI WATCH

- The old adage states, "look good, feel good." And, when you feel good you usually preform well. Below is a list of how MSU fared in each of its uniforms over the last three season:

Uniform	2023	2024	2025
Black Script State	5-4	9-3	0-0
White Script State	3-4	0-0	0-0
Maroon Script State	--	4-3	0-0
Maroon '85s	3-11	12-5	0-0
White '85s	4-2	10-4	0-0
Cream Script State	0-1	0-0	0-0
White Pinstripes	6-1	1-4	0-0
Gray Script State	3-2	3-2	0-0
Gray Pinstripes	3-1	1-2	0-0

FIREFIGHTER TO THE DIAMOND

- During 2023, Joe Powell was in EMT school training to be a firefighter but a call from Mississippi State's staff turned things around and got him back on the diamond.
- After stepping away from the diamond for the 2023 season, Powell returned in 2024 and hit .269 with five home runs and 18 RBIs.
- He has appeared in 34 games, making 28 starts for the Dawgs.
- Against North Alabama, Powell racked up 13 total bases and was the first Dawg to have ten or more total bases in a game since Hunter Hines accomplished this against Vanderbilt earlier this season. In that game, he hit three home runs and had six RBIs.
- The Cincinnati transfer had a productive three-year career for the Bearcats, capped off by a standout junior season in 2022 with a team-leading .326 batting average and .996 on-base-plus-slugging percentage to go along with five home runs. That season would be his last in Queen City however, trading in his spikes for a fire hose after dealing with some injuries.
- With his baseball career seemingly over, Powell began training to become a firefighter and it was during his time away from the game that he found himself as a man and grew closer to Jesus Christ.

BIG INNING FOR OPPONENTS

Opponent	Date	Inn.	Runs	Res.
----------	------	------	------	------

Big inning = 5 or more runs

2025 RON POLK RING OF HONOR

- The seventh group of inductees into the Ron Polk Ring of Honor is set to see their names unveiled this spring.
- The trio of Mitch Moreland, Ted Milton and Mike Proffitt will be enshrined on April 5th against South Carolina.
- The Ring of Honor is named after legendary head coach Ron Polk, who led the Bulldogs from 1976-97 and again from 2002-08. Affectionately referred to as the Godfather of Southeastern Conference baseball, Polk served 31 years as head coach in the league, including a stint at the University of Georgia (2000-01).
- The first SEC coach in any sport to reach 1,000 victories, Polk guided Mississippi State to six College World Series appearances and owned a 1,139-590 record with the Maroon and White. He totaled 1,373 career coaching victories, making eight total trips to Omaha.

THE DUDE EFFECT

- It's been written about. It's been Tweeted about. It's been talked about. It's what has become known as The Dude Effect. If anyone had forgotten or doubted that the best home-field advantage in all of college baseball is inside the confines of Mississippi State's Dudy Noble Field. Opponents don't simply have to defeat the Diamond Dawgs. Visitors have to conquer the cowbell-crazed home crowd as well.
- Winning at home has been challenging for opponents when coming to The Dude. Since 1967, the Diamond Dawgs have had a 72.5 winning percentage when playing at home.
- Fans come and fill the stadium as 124 games have had crowds of 10,000 fans.
- In 2023, over Super Bulldog Weekend, the Dawgs set the NCAA On-Campus Attendance Record as The Dude saw 16,423 fans into the stadium when the Diamond Dawgs took on Ole Miss on April 15, 2023.
- The Diamond Dawgs have won 1,275 games

at The Dude.

- Under Head Coach Chris Lemonis, the Dawgs are 135-53 (71.8%) at Dudy Noble Field.
- Coach Lemonis has guided the Dawgs to two seasons of 30 or more wins. The Diamond Dawgs won 37 games in 2019, the most at The Dude under Lemonis.

OMADAWGS

- Did you know that the Diamond Dawgs are one of four programs in NCAA History to play in the NCAA Men's College World Series in six-straight decades?
- The Dawgs join Arizona State, Texas and Florida State as the only teams that have been to an MCWS for six decades.
- Mississippi State has advanced to Omaha 12 times in program history, with three appearances coming since 2018.
- The Omadawgs have one national championship (2021), a runner-up finish, and two third-place finishes in program history.
- The Dawgs have advanced to the MCWS in the 1970s, 1980s, 1990s, 2000s, 2010s, and 2020s. MSU went to the MCWS in 1971, 1979, 1981, 1985, 1990, 1997, 1998, 2007, 2013, 2018, 2019, and 2021.

2025 SEC BASEBALL TOURNAMENT

- With the 2025 season brings in a new format for the SEC Baseball Tournament.
- With the additions of Oklahoma and Texas into the SEC, the league office have announced that all 16 teams will participate in the leagues annual post-season tournament.
- The single-elimination format will be played from May 20-25 at the Hoover Met Stadium.
- The six-day format will feature four games each on Tuesday and Wednesday of the tournament and two games each on Thursday, Friday and Saturday, followed by a championship game on Sunday.

STATE TO THE SHOW

Diamond Dawgs Playing in Major League Baseball

Name (Yrs. at MSU)	Pos.	Organization
Justin Foscoe (2018-20)	IF	Texas Rangers
J.P. France (2018)	RHP	Houston Astros
Adam Frazier (2011-13)	IF	Pittsburgh Pirates
J.T. Ginn (2019-20)	RHP	Athletics
Nathaniel Lowe (2016)	IF	Washington Nationals
Hunter Renfro (2011-13)	OF	Kansas City Royals
Brent Rooker (2014-17)	OF	Athletics
Chris Stratton (2010-12)	RHP	Kansas City Royals
Jordan Westburg (2018-20)	IF	Baltimore Orioles
Brandon Woodruff (2012-14)	RHP	Milwaukee Brewers

Diamond Dawgs in Minor League Baseball

Name (Yrs. at MSU)	Pos.	Organization (Level)
Brooks Auger (2022-24)	RHP	Los Angeles Dodgers (R)
Will Bednar (2020-21)	RHP	San Francisco Giants (AA)
Eric Cerantola (2019-21)	RHP	Kansas City Royals (AAA)
Jurrangel Cijntje (2023-24)	SHF	Seattle Mariners (R)
Gavin Collins (2014-16)	C/IF	St. Louis Cardinals (AAA)
Tyler Davis (2023-24)	LHP	Kansas City Royals (R)
Nate Dohm (2023-24)	RHP	New York Mets (R)
Jackson Frisoe (2021-22)	RHP	New York Yankees (A+)
Tyson Hardin (2023-24)	RHP	Milwaukee Brewers (A)
Houston Harding (2020-21)	LHP	Los Angeles Angels (AAA)
Colby Holcombe (2023-24)	RHP	Toronto Blue Jays (A)
Dakota Hudson (2014-16)	P	Los Angeles Angels (AAA)
Connor Hujak (2023-24)	OF	Tampa Bay Rays (A)
K.C. Hunt (2021-23)	RHP	Milwaukee Brewers (AA)
Kamren James (2020-22)	IF	Tampa Bay Rays (A+)
Preston Johnson (2021-22)	RHP	Baltimore Orioles (A+)
Dakota Jordan (2023-24)	OF	San Francisco Giants (A)
Rowdey Jordan (2018-21)	OF	New York Mets (AA)
Colton Ledbetter (2023)	OF	Tampa Bay Rays (A+)
Christian MacLeod (2020-21)	LHP	Minnesota Twins (AA)
Jake Mangum (2016-19)	OF	Tampa Bay Rays (AAA)
David Mershon (2023-24)	IF	Los Angeles Angels (AA)
Aaron Nixon (2023)	RHP	New York Yankees (A)
Konnor Pilkington (2016-18)	LHP	Washington Nationals (AAA)
Cam Schuelke (2024)	RHP	Cleveland Guardians (A)
Ethan Small (2016-19)	LHP	San Francisco Giants (AAA)
Landon Sims (2020-22)	RHP	Arizona Diamondbacks (A+)
Cade Smith (2021-23)	RHP	New York Yankees (A+)
Khal Stephen (2024)	RHP	Toronto Blue Jays (R)
Logan Tanner (2020-22)	C	Cincinnati Reds (A+)
Andrew Walling (2022)	LHP	Philadelphia Phillies (AA)
Colby White (2019)	RHP	New York Yankees (AA)
R.J. Yeager (2022)	IF	St. Louis Cardinals (AA)

Diamond Dawgs Coaching in Professional Baseball

Name (Yrs. at MSU)	Organization	Team (Level)
Travis Chapman (1997-2000)	New York Yankees	New York Yankees (MLB)

Diamond Dawgs Working in Professional Baseball

Name (Yrs. at MSU)	Organization	Role
Jeff Brantley (1982-85)	Cincinnati Reds	Broadcaster
Will Clark (1983-85)	San Francisco Giants	Special Assistant



THE LAST TIME...

- SEC Tournament | % - NCAA Regional | ^ - NCAA Super Regional | \$ - College World Series

A MISSISSIPPI STATE TEAM...

Won 15+ Consecutive Games	17 - February 15-March 8, 2013
Won 10+ Consecutive Games	14 - February 23-March 16, 2019
Won 10+ Consecutive SEC Games	12 - April 30-May 25, 2016
Won 5+ Consecutive SEC Games	5 - April 30-May 8, 2021
Lost 5+ Consecutive Games	7 - April 27-May 12, 2023
Lost 5+ Consecutive SEC Games	7 - April 27-May 12, 2023
Swept a Three-Game Series	Auburn; April 19-21, 2024
at Home	Auburn; April 19-21, 2024
on The Road	at Alabama; May 20-22, 2021
Swept a Non-Conference Three-Game Series	Evansville; March 8-10, 2024
at Home	Evansville; March 8-10, 2024
on The Road	at Hawaii-Hilo; 1985
Swept a Three-Game SEC Series	Auburn; April 19-21, 2024
at Home	Auburn; April 19-21, 2024
on The Road	at Alabama; May 20-22, 2021
Was Swept in a Three-Game Series	Arkansas, May 5-7, 2023
at Home	Arkansas, May 5-7, 2023
on The Road	at Tennessee, April 27-29, 2023
Was Swept in a Three-Game Non-Conference Series	at Southern Miss; February 16-18, 2018
at Home	Southeastern Louisiana; February 26-28, 2010
on The Road	at Southern Miss; February 16-18, 2018
Was Swept in a Three-Game SEC Series	Arkansas; May 5-7, 2023
at Home	Arkansas; May 5-7, 2023
on The Road	at Tennessee, April 27-29, 2023
Played An Extra-Inning Game	W, 4-3 (8 Innings) - Auburn; April 21, 2024
Won An Extra-Inning Game	W, 9-5, (10 Innings) - at Samford; March 26, 2024
Lost An Extra-Inning Game	L, 10-9 (12 Innings) - at Ole Miss; April 13, 2024
Played Consecutive Extra-Inning Games	May 4-5, 2018; at Alabama, W, 14-12 (10 innings) and L, 3-4 (10 innings)
Won Consecutive Games in Extra-Inning	May 10-11, 2014; Tennessee, W, 1-0 (10 innings) and W, 4-3 (12 innings)
Won on a Walk-Off	W, 5-2, vs. St. John's; May 31, 2024 %
Dakota Jordan 3-R HR the 10th inning	
Won Consecutive Games Via A Walk-Off	April 12 & 14, 2022; UAB, W, 6-5 and Auburn W, 7-6
Kamren James RBI sac fly in the tenth inning (UAB)	
Luke Hancock RBI walk in the ninth inning (Auburn)	

A MISSISSIPPI STATE OFFENSE...

Scored 30+ Runs	.32 - Jackson State; April 29, 1988
Scored 25+ Runs	27 - Alcorn State; April 20, 2010
Scored 20+ Runs	21 - Grambling; April 4, 2023
Scored 15+ Runs	17 - Memphis; March 19, 2024
Scored 10+ Runs In An Inning	13 - Jackson State (3rd); Feb. 27, 2024
Scored 9+ Runs In An Inning	13 - Jackson State (3rd); Feb. 27, 2024
Scored 8+ Runs In An Inning	13 - Jackson State (3rd); Feb. 27, 2024
Had 30+ Hits	30 - Kentucky; April 30, 1989
Had 25+ Hits	26 - Little Rock; February 28, 1999
Had 20+ Hits	20 - Missouri; April 29, 2022
Had 20+ Hits in Back-to-Back Games	Auburn (20, 21); March 23-24, 2019
Had 6+ Home Runs	6 - UT Martin; April 5, 2022
Had 5+ Home Runs	5 - at Florida; March 30, 2024
Hit Back-To-Back Home Runs	2nd Inning, Ethan Pulliam (3R HR)/Joe Powell (Solo) - at Arkansas; May 12, 2024
Hit Back-To-Back-To-Back Home Runs	3rd Inning, Kellum Clark (2R HR)/Brad Cumbest (Solo)/RJ Yeager (Solo) - Southern; March 23, 2022
Had 3+ Triples	3 - Southern Cal; March 14, 2004
Had 8+ Doubles	8 - Auburn; March 24, 2019
Had 7+ Doubles	7 - UAB; April 20, 2021
Had 6+ Doubles	6 - VMI; Feb. 18, 2023
Had 10+ Walks	10 - Memphis; March 19, 2024
Had 9+ Stolen Bases	10 - Arkansas-Pine Bluff; March 18, 2017
Had 8+ Stolen Bases	10 - Arkansas-Pine Bluff; March 18, 2017
Didn't Strikeout in a Game	Grambling; April 4, 2023
Had Two or Fewer Strikeouts	0 - Grambling; April 4, 2023
Was Shut Out	at Vanderbilt (0-4); April 26, 2024
at Home	Long Beach State (0-3); February 18, 2022
on The Road	at Vanderbilt (0-4); April 24, 2024
Back-To-Back Games	Auburn (0-5, 0-4); March 27-28, 2015
Three-Straight Games	vs. Southern Miss (0-3); March 24, 2015 and Auburn (0-5, 0-4); March 27-28, 2015

A MISSISSIPPI STATE DEFENSE...

Turned 5+ Double Plays	5 - San Diego; March 8, 2015
Turned 4+ Double Plays	5 - San Diego; March 8, 2015
Turned 3+ Double Plays	3 - vs. St. John's; June 2, 2024 %
Turned A Triple Play	Auburn-Montgomery, March 9, 1991
Had 5+ Errors	5 - at Vanderbilt; March 18, 2011
Had 4+ Errors	4 - vs. Ohio State; March 3, 2023
Threw Out 3 Base Runners	3 - Logan Tanner; Tulane; February 26, 2021



THE LAST TIME...

- SEC Tournament | % - NCAA Regional | ^ - NCAA Super Regional | \$ - College World Series

MISSISSIPPI STATE PITCHING STAFF...

Threw a No-Hitter	Jackson Fristoe (6 IP), Landon Sims (1 IP), Mikey Tepper (1 2/3 IP), Cam Tullar (1/3 IP); Kent State, March 7, 2021
Held Opponent To 1 Hit	at Texas A&M; May 3, 2019
Held Opponent To 2 Hits	Eastern Michigan; March 13, 2021
	NOTE: Jacksonville State (5/18/21) had just two hits in a five-inning, rain-shortened game
	NOTE: Valparaiso (3/7/23) had just two hits in a seven-inning, run rule game
	NOTE: Auburn (4/21/24) had just two hits in a seven-inning, SEC Inclement weather policy
Struck Out 25+ Batters	26 - at LSU; 1909
Struck Out 20+ Batters	21 - vs. Texas; June 20, 2021 \$
Struck Out 15+ Batters	15 - vs. Vanderbilt; May 23, 2024 #
Did Not Issue A Walk	vs. St. John's; May 31, 2024 %
Shut Out An Opponent	Alcorn State (11-0); April 16, 2024
at Home	Alcorn State (11-0); April 16, 2024
On The Road	at Ole Miss (8-0); April 12, 2024
Neutral Site Game	vs. Vanderbilt (9-0); June 30, 2021 \$
Postseason Game	vs. Vanderbilt (9-0); June 30, 2021 \$
Back-To-Back Shutouts	2021 (Kent State, March 7 [13-0]; Grambling, March 9 [10-0] and Louisiana-Lafayette, March 10 [4-0])
Three Straight Shutouts	2021 (Kent State, March 7 [13-0]; Grambling, March 9 [10-0] and Louisiana-Lafayette, March 10 [4-0]; Eastern Michigan, March 12 [14-0])
Four Straight Shutouts	2021 (Kent State, March 7 [13-0]; Grambling, March 9 [10-0] and Louisiana-Lafayette, March 10 [4-0]; Eastern Michigan, March 12 [14-0])
Shut Out An SEC Opponent	vs. Vanderbilt (9-0); June 30, 2021 \$
At Home	Alabama (6-0); April 12, 2019
On The Road	at Alabama (7-0); May 21, 2021
Neutral Site	vs. Vanderbilt (9-0); June 30, 2021 \$

A MISSISSIPPI STATE BATTER HAD...

Hit for the Cycle	Brad Freeman; South Alabama, February 17, 1998
Walk-Off Hit	Dakota Jordan (3R HR); vs. St. John's; May 31, 2024 %
8+ At-Bats	8 - Jordan Westburg, Tanner Allen & Rowdey Jordan vs. LSU, May 22, 2019 #
6+ Hits	6 - Adam Frazier; at Virginia, June 8, 2013
5+ Hits	5 - Dakota Jordan; vs. St. John's, June 2, 2024 %
4+ Hits	4 - Joe Powell; North Alabama, May 14, 2024
2+ Hits In An Inning	David Mershon (1B, 1B; 6th Inning); at Ole Miss, April 12, 2024
5+ Runs	5 - Jon Knott; Little Rock, February 28, 1999
4+ Runs	4 - David Mershon; vs. St. John's, June 2, 2024 %
3+ Doubles	3 - Justin Foscue; Georgia, April 26, 2019
2+ Triples	2 - C.T. Bradford; at Arizona, March 9, 2014
3+ Home Runs	3 - Joe Powell; North Alabama, May 14, 2024
2+ Home Runs	2 - Amani Larry; Missouri, May 17, 2024
Inside-The-Park Home Run	Cody Brown; vs. Kentucky, April 7, 2017
Pinch Hit Home Run	Connor Hujak; Lipscomb, March 11, 2023
Leadoff Home Run (Top or bottom of 1st inning)	Amani Larry (Bottom 1st); Austin Peay, Feb. 21, 2024
Walk-Off Home Run	Dakota Jordan (3R HR); vs. St. John's; May 31, 2024 %
Hit a Grand Slam	Amani Larry; Alabama, May 3, 2024
Multiple Grand Slams	.Never
A Pinch-Hit Grand Slam	.Never
10+ RBIs	11 - Jason Nappi; at UAB, March 18, 2008
9+ RBIs	9 - Ryan Duffy; vs. Jackson State, April 6, 2010
8+ RBIs	8 - Brent Rooker; vs. Indiana State, February 24, 2017
7+ RBIs	7 - Kellum Clark vs. Princeton, March 11, 2022
10+ Total Bases	13 - Joe Powell; North Alabama, May 14, 2024
4+ Walks	4 - Logan Kohler; Evansville, March 10, 2024
3+ Walks	3 - David Mershon; at Arkansas, May 10, 2024
4+ Stolen Bases	4 - David Mershon; LSU, March 17, 2024
3+ Stolen Bases	3 - Amani Larry; Nicholls, March 14, 2023
Stole Home	Connor Hujak; Samford, March 28, 2023
4+ Hit By Pitches	4 - Rowdey Jordan; at Auburn, April 11, 2021
3+ Hit By Pitches	4 - Rowdey Jordan; at Auburn, April 11, 2021

A MISSISSIPPI STATE PITCHER HAD...

A Perfect Game	J.T. Peatross; Mississippi College (1-0), 1918
A No-Hitter	Jackson Fristoe (6 IP), Landon Sims (1 IP), Mikey Tepper (1 2/3 IP), Cam Tullar (1/3 IP); Kent State, March 7, 2021
A Complete Game No-Hitter	Gene Morgan (7 IP); at Hawaii-Hilo (2-0), April 6, 1985
A Complete Game (9 Inn.)	Jacob Billingsley; at Southern Miss (8-1), June 6, 2017 %
A Complete Game (7 Inn.)	JT Ginn; at Texas A&M-1 (0-1), May 4, 2019
Complete-Game 1-Hitter	.Unknown
Complete-Game 2-Hitter	Ricky Bowen; vs. Ole Miss, March 16, 2008
Consecutive Complete Games	Dakota Hudson; 2016 (at Auburn (4-0), May 13 and Arkansas (7-0), May 19)
A Complete-Game Shutout	Dakota Hudson; vs. Arkansas (7-0), May 19, 2016
at Home	Dakota Hudson; vs. Arkansas (7-0), May 19, 2016
On The Road	Dakota Hudson; at Auburn (4-0), May 13, 2016
SEC Game	Dakota Hudson; vs. Arkansas (7-0), May 19, 2016
as a Freshman	Scott Tanksley; vs. Mississippi College (6-0), April 20, 1993
Postseason Game	B.J. Wallace; vs. Nicholls State (1-0), May 21, 1992 %
17+ Strikeouts	17 - Chris Stratton; at LSU, March 16, 2012
15+ Strikeouts	15 - Will Bednar; vs. Texas, June 20, 2021 \$
10+ Strikeouts	10 - Khal Stephen; vs. St. John's, May 31, 2024 %
Recorded Two Saves In One Day	Trevor Fitts; vs. Marshall and Alabama A&M, February 22, 2015

2025 HONORS TRACKER

Hunter Hines, IF/OF

D1Baseball 2025 MLB Draft Top 250 Prospects (No. 161)
Perfect Game Top 75 Seniors (No. 5)
D1 Baseball Top 50 1st Baseman: Preseason 2025 (No. 12)
Preseason All-SEC 1st Team (1B)

Ross Highfill, C

D1Baseball 2025 MLB Draft Top 250 Prospects (No. 92)
D1 Baseball Top 50 Catchers: Preseason 2025 (No. 24)

Ace Reese, IF

Perfect Game 2026 MLB Draft Board: Top 150 (No. 83)
Perfect Game Top 100 Collegiate Sophomores (No. 62)

Dylan Cupp, IF

Perfect Game 2026 MLB Draft Board: Top 150 (No. 113)
Perfect Game Top 101 Collegiate Sophomores (No. 80)

Charlie Foster, LHP

Perfect Game 2027 MLB Draft Board: Top 75 (No. 55)

Noah Sullivan, DH/RHP

D1 Baseball Top 50 1st Basemen: Preseason 2025 (No. 20)
NCBWA Preseason All-America Teams: (1st Team - Utility)

Sawyer Reeves, IF

D1 Baseball Top 50 2nd Basemen: Preseason 2025 (No. 36)

Pico Kohn, LHP

D1 Baseball Top 150 Starting Pitchers: Preseason 2025 (No. 33)
D1Baseball 2025 MLB Draft Top 250 Prospects (No. 113)

Karson Ligon, RHP

D1 Baseball Top 150 Starting Pitchers: Preseason 2025 (No. 100)

Chase Hungate, RHP

D1 Baseball Top 100 Relief Pitchers: Preseason 2025 (No. 23)
2025 Preseason Stopper of the Year Watch List

Jacob Pruitt, RHP

D1Baseball 2025 MLB Draft Top 250 Prospects (No. 152)



SEC UPDATE

Standings

	SEC	Pct.	GB	Division	Overall	Pct.	Home	Away	Neutral	L10	Streak
Mississippi State	0-0	--	--	--	0-0	--	0-0	0-0	0-0	0-0	--
Alabama	0-0	--	--	--	0-0	--	0-0	0-0	0-0	0-0	--
Arkansas	0-0	--	--	--	0-0	--	0-0	0-0	0-0	0-0	--
Auburn	0-0	--	--	--	0-0	--	0-0	0-0	0-0	0-0	--
Florida	0-0	--	--	--	0-0	--	0-0	0-0	0-0	0-0	--
Georgia	0-0	--	--	--	0-0	--	0-0	0-0	0-0	0-0	--
Kentucky	0-0	--	--	--	0-0	--	0-0	0-0	0-0	0-0	--
LSU	0-0	--	--	--	0-0	--	0-0	0-0	0-0	0-0	--
Missouri	0-0	--	--	--	0-0	--	0-0	0-0	0-0	0-0	--
Oklahoma	0-0	--	--	--	0-0	--	0-0	0-0	0-0	0-0	--
South Carolina	0-0	--	--	--	0-0	--	0-0	0-0	0-0	0-0	--
Tennessee	0-0	--	--	--	0-0	--	0-0	0-0	0-0	0-0	--
Texas	0-0	--	--	--	0-0	--	0-0	0-0	0-0	0-0	--
Texas A&M	0-0	--	--	--	0-0	--	0-0	0-0	0-0	0-0	--
Vanderbilt	0-0	--	--	--	0-0	--	0-0	0-0	0-0	0-0	--
Ole Miss	0-0	--	--	--	0-0	--	0-0	0-0	0-0	0-0	--

Schedule/Results

all times central

FRIDAY, FEB. 14

#8 Georgia vs. Quinnipiac (at UNCW)	11 a.m.
Kentucky at Lipscomb	12 p.m.
Washington State at #5 Arkansas	12 p.m.
Manhattan at #18 Mississippi State (G1) [SECN+]	12 p.m.
Manhattan at #18 Mississippi State (G2) [SECN+]	40 mins after game 1
Purdue Fort Wayne at #3 LSU [SECN+]	2 p.m.
Missouri vs. Penn State (Puerto Rico Challenge) [ESPN+]	3 p.m.
Sacred Heart at South Carolina [SECN+]	3 p.m.
Ole Miss vs. #21 Arizona (Shriners Children's College Showdown)	3 p.m.
Washington State at #5 Arkansas [SECN+]	3:30 p.m.
Hofstra at #4 Tennessee [SECN+]	3:30 p.m.
Bradley at Alabama [SECN+]	4 p.m.
Lehigh at Oklahoma [SECN+]	4 p.m.
Kentucky at Lipscomb	4 p.m.
Air Force at #10 Florida [SECN+]	5:30 p.m.
Holy Cross at Auburn [SECN+]	6 p.m.
Elon at #1 Texas A&M [SECN+]	6 p.m.
#19 Texas vs. Louisville (Shriners Children's College Showdown)	7 p.m.
#16 Vanderbilt at Grand Canyon (MLB Desert Invitational)	7 p.m.

SATURDAY, FEB. 15

#8 Georgia vs. Quinnipiac (at UNCW)	11 a.m.
Purdue Fort Wayne at #3 LSU [SECN+]	1 p.m.
Sacred Heart at South Carolina [SECN+]	1 p.m.
Washington State at #5 Arkansas [SECN+]	2 p.m.

Bradley at Alabama [SECN+]	2 p.m.
Lehigh at Oklahoma [SECN+]	2 p.m.
Elon at #1 Texas A&M [SECN+]	2 p.m.
Hofstra at #4 Tennessee [SECN+]	3 p.m.
Air Force at #10 Florida [SECN+]	3 p.m.
#8 Georgia at UNCW	3 p.m.
Missouri vs. UConn (Puerto Rico Challenge) [ESPN+]	3 p.m.
Holy Cross at Auburn [SECN+]	5 p.m.
#19 Texas vs. Ole Miss (Shriners Children's College Showdown)	7 p.m.
#16 Vanderbilt vs. #24 Nebraska (MLB Desert Invitational)	7 p.m.

SUNDAY, FEB. 16

Hofstra at #4 Tennessee [SECN+]	11 a.m.
Air Force at #10 Florida [SECN+]	11 a.m.
Sacred Heart at South Carolina [SECN+]	11 a.m.
Lehigh at Oklahoma [SECN+]	11 a.m.
Missouri vs. Stetson (Puerto Rico Challenge) [ESPN+]	12 p.m.
Manhattan at #18 Mississippi State [SECN+]	1 p.m.
Purdue Fort Wayne at #3 LSU [SECN+]	1 p.m.
Kentucky at Lipscomb [ESPN+]	1 p.m.
Holy Cross at Auburn [SECN+]	1 p.m.
#16 Vanderbilt at UC Irvine (MLB Desert Invitational)	1 p.m.
Bradley at Alabama [SECN+]	1 p.m.
Elon at #1 Texas A&M [SECN+]	1 p.m.
#8 Georgia at UNCW	2 p.m.
Ole Miss vs. #15 Clemson (Shriners Children's College Showdown)	2:30 p.m.
#19 Texas vs. #17 Oklahoma State (Shriners Children's College Showdown)	6:30 p.m.

WEEK-BY-WEEK POLLS

Week	BA	D1	BW	PG	USA	RPI
Preseason	18	18	19	RV	19	--

BA - Baseball America, D1 - D1Baseball, BW - National Collegiate Baseball Writers Association, PG - Perfect Game, USA - USA Today Coaches Poll, RPI - NCAA RPI

(--) - No poll/RPI released by the publication.

IN THE POLLS

Baseball America		D1Baseball		NCBWA		Perfect Game		USA Today/Coaches	
1. Texas A&M	0-0	1. Texas A&M	0-0	1. Texas A&M	0-0	1. Texas A&M	0-0	1. Texas A&M	0-0
2. LSU	0-0	2. Virginia	0-0	2. Tennessee	0-0	2. LSU	0-0	2. Tennessee	0-0
3. Tennessee	0-0	3. LSU	0-0	3. Virginia	0-0	3. Virginia	0-0	3. LSU	0-0
4. Arkansas	0-0	4. Tennessee	0-0	4. LSU	0-0	4. Georgia	0-0	4. Virginia	0-0
5. Virginia	0-0	5. Arkansas	0-0	5. Arkansas	0-0	5. Tennessee	0-0	5. Arkansas	0-0
6. Florida State	0-0	6. North Carolina	0-0	6. Florida State	0-0	6. Florida State	0-0	6. Florida State	0-0
7. Florida	0-0	7. Oregon State	0-0	7. Oregon State	0-0	7. Texas	0-0	7. Oregon State	0-0
8. Clemson	0-0	8. Georgia	0-0	8. North Carolina	0-0	8. Clemson	0-0	8. North Carolina	0-0
9. Oregon State	0-0	9. Florida State	0-0	9. Clemson	0-0	9. Duke	0-0	9. Georgia	0-0
10. Duke	0-0	10. Florida	0-0	10. Florida	0-0	10. Oregon State	0-0	10. Florida	0-0
11. Georgia	0-0	11. Duke	0-0	11. Duke	0-0	11. Florida	0-0	11. Clemson	0-0
12. North Carolina	0-0	12. Oregon	0-0	12. Oregon	0-0	12. Arizona	0-0	12. Duke	0-0
13. Oklahoma State	0-0	13. NC State	0-0	13. Georgia	0-0	13. Arkansas	0-0	13. Texas	0-0
14. Texas	0-0	14. Wake Forest	0-0	14. Vanderbilt	0-0	14. Oregon	0-0	14. Oregon	0-0
15. Vanderbilt	0-0	15. Clemson	0-0	15. NC State	0-0	15. Vanderbilt	0-0	15. Wake Forest	0-0
16. NC State	0-0	16. Vanderbilt	0-0	15. Wake Forest	0-0	16. Wake Forest	0-0	16. NC State	0-0
17. Wake Forest	0-0	17. Oklahoma State	0-0	17. Texas	0-0	17. Dallas Baptist	0-0	17. Oklahoma State	0-0
18. Mississippi State	0-0	18. Mississippi State	0-0	18. Oklahoma State	0-0	18. TCU	0-0	18. Vanderbilt	0-0
19. Oregon	0-0	19. Texas	0-0	19. Mississippi State	0-0	19. North Carolina	0-0	19. Mississippi State	0-0
20. Kentucky	0-0	20. Dallas Baptist	0-0	20. Dallas Baptist	0-0	20. Oklahoma	0-0	20. Arizona	0-0
21. Dallas Baptist	0-0	21. Arizona	0-0	21. Arizona	0-0	21. West Virginia	0-0	21. Dallas Baptist	0-0
22. Arizona	0-0	22. UC Santa Barbara	0-0	22. UC Santa Barbara	0-0	22. Auburn	0-0	22. UC Santa Barbara	0-0
23. UC Santa Barbara	0-0	23. TCU	0-0	23. TCU	0-0	23. Coastal Carolina	0-0	23. TCU	0-0
24. UC Irvine	0-0	24. Nebraska	0-0	24. Nebraska	0-0	24. UC Santa Barbara	0-0	24. Kentucky	0-0
25. Indiana	0-0	25. Troy	0-0	25. Indiana	0-0	25. Oklahoma State	0-0	25. Oklahoma	0-0
				26. Kentucky	0-0			25. Troy	0-0
				27. Southern Miss	0-0				
				28. Troy	0-0				
				29. West Virginia	0-0				
				30. Oklahoma	0-0				

2025 Scheduled Opponents in Bold



2025 HOME RUN TRACKER

No.	Player	Game	Date	Opponent	Pitcher	On Base	Inn.	Outs	Count	Score	Final
-----	--------	------	------	----------	---------	---------	------	------	-------	-------	-------

* - leadoff homerun

2025 HOW IT WAS WON

Below is a chart representing how the eventual game-winning run was recorded for Mississippi State in 2025

Gm	Opponent	Final	Player	Inn.	Outs	Play	Score at Time
----	----------	-------	--------	------	------	------	---------------

SERIES STATS

BATTING

	AVG	AB	R	H	RBI	2B	3B	HR	BB	K
Manhattan										
at Southern Miss										
Missouri State										
Troy										
Astros Foundation Classic										
Queens										
vs. Old Dominion										
vs. Nicholls State										
Texas										
Jackson State										
at Oklahoma										
Samford										
at LSU										
at Memphis										
South Carolina										
at UAB										
at Alabama										
Southern										
Florida										
vs. Ole Miss										
at Auburn										
Memphis										
Kentucky										
Ole Miss										
North Alabama										
at Missouri										

PITCHING

	ERA	W-L	SV	IP	H	R	ER	BB	SO	2B	3B	HR	B/AVG
Manhattan													
at Southern Miss													
Missouri State													
Troy													
Astros Foundation Classic													
Queens													
vs. Old Dominion													
vs. Nicholls State													
Texas													
Jackson State													
at Oklahoma													
Samford													
at LSU													
at Memphis													
South Carolina													
at UAB													
at Alabama													
Southern													
Florida													
vs. Ole Miss													
at Auburn													
Memphis													
Kentucky													
Ole Miss													
North Alabama													
at Missouri													



PITCHING STATS

PITCHING (STARTERS)

Date	Opp.	IP	H	R	ER	BB	K
2/14	Manhattan - G1						
2/14	Manhattan - G2						
2/16	Manhattan						
2/18	at Southern Miss						
2/21	Missouri State						
2/22	Missouri State						
2/23	Missouri State						
2/25	Troy						
2/28	vs. Rice (3)						
3/1	vs. Arizona (3)						
3/2	vs. Oklahoma State (3)						
3/4	Southern Miss						
3/7	Queens						
3/8	Queens						
3/9	Queens						
3/11	vs. Old Dominion (2)						
3/12	vs. Nicholls State (2)						
3/14	Texas*						
3/15	Texas*						
3/16	Texas*						
3/18	Jackson State						
3/21	at Oklahoma*						
3/22	at Oklahoma*						
3/23	at Oklahoma*						
3/25	Samford						
3/27	at LSU*						
3/28	at LSU*						
3/29	at LSU*						
4/1	at Memphis						
4/4	South Carolina*						
4/5	South Carolina*						
4/6	South Carolina*						
4/8	at UAB						
4/11	at Alabama*						
4/12	at Alabama*						
4/13	at Alabama*						
4/15	Southern						
4/17	Florida*						
4/18	Florida*						
4/19	Florida*						
4/22	vs. Ole Miss (1)						
4/25	at Auburn*						
4/26	at Auburn*						
4/27	at Auburn*						
4/29	Memphis						
5/2	Kentucky*						
5/3	Kentucky*						
5/4	Kentucky*						
5/9	Ole Miss*						
5/10	Ole Miss*						
5/11	Ole Miss*						
5/13	North Alabama						
5/15	at Missouri*						
5/16	at Missouri*						
5/17	at Missouri*						
2025	Totals	0.0	0	0	0	0	0

* - Southeastern Conference game

(1) - Trustmark Park; Pearl, Miss. | (2) - Kessler Federal Park; Biloxi, Miss.

(3) - Daikin Park; Houston, Texas

PITCHING (BULLPEN)

Date	Opp.	IP	H	R	ER	BB	K
2/14	Manhattan - G1						
2/14	Manhattan - G2						
2/16	Manhattan						
2/18	at Southern Miss						
2/21	Missouri State						
2/22	Missouri State						
2/23	Missouri State						
2/25	Troy						
2/28	vs. Rice (3)						
3/1	vs. Arizona (3)						
3/2	vs. Oklahoma State (3)						
3/4	Southern Miss						
3/7	Queens						
3/8	Queens						
3/9	Queens						
3/11	vs. Old Dominion (2)						
3/12	vs. Nicholls State (2)						
3/14	Texas*						
3/15	Texas*						
3/16	Texas*						
3/18	Jackson State						
3/21	at Oklahoma*						
3/22	at Oklahoma*						
3/23	at Oklahoma*						
3/25	Samford						
3/27	at LSU*						
3/28	at LSU*						
3/29	at LSU*						
4/1	at Memphis						
4/4	South Carolina*						
4/5	South Carolina*						
4/6	South Carolina*						
4/8	at UAB						
4/11	at Alabama*						
4/12	at Alabama*						
4/13	at Alabama*						
4/15	Southern						
4/17	Florida*						
4/18	Florida*						
4/19	Florida*						
4/22	vs. Ole Miss (1)						
4/25	at Auburn*						
4/26	at Auburn*						
4/27	at Auburn*						
4/29	Memphis						
5/2	Kentucky*						
5/3	Kentucky*						
5/4	Kentucky*						
5/9	Ole Miss*						
5/10	Ole Miss*						
5/11	Ole Miss*						
5/13	North Alabama						
5/15	at Missouri*						
5/16	at Missouri*						
5/17	at Missouri*						
2025	Totals	0.0	0	0	0	0	0

* - Southeastern Conference game

(1) - Trustmark Park; Pearl, Miss. | (2) - Kessler Federal Park; Biloxi, Miss.

(3) - Daikin Park; Houston, Texas

SEC SWEEPS

MSU at HOME VS.

Alabama	April 12-14, 2019
Arkansas	April 20-21, 2018
Auburn	April 19-21, 2024
Florida	May 17-19, 2018
Georgia	April 26-28, 2019
Kentucky	April 1-3, 2021
LSU	April 20-21, 1985
Ole Miss	May 18-19, 2002
Missouri	May 5-7, 2016
Oklahoma	Never
South Carolina	Never
Tennessee	March 24-26, 2017
Texas	Never
Texas A&M	April 30-May 1, 2021
Vanderbilt	March 11-12, 2000

MSU ON THE ROAD VS.

Alabama	May 20-22, 2021
Arkansas	March 21-23, 2003
Auburn	April 9-11, 2021
Florida	Never
Georgia	March 28-30, 1997
Kentucky	April 1-3, 1994
LSU	April 18-19, 1981
Ole Miss	May 10-12, 2019
Missouri	April 18-20, 2014
Oklahoma	Never
South Carolina	Never
Tennessee	May 6-8, 2011
Texas A&M	April 12-14, 2013
Texas	Never
Vanderbilt	April 20-21, 1991



2025 DAY-BY-DAY RESULTS

DATE	OPP	W/L	SCORE	WP	LP	SV	REC.
2/14	MAN - G1						
2/14	MAN - G2						
2/16	MAN						
2/18	at USM						
2/21	Mo. St.						
2/22	Mo. St.						
2/23	Mo. St.						
2/25	TROY						
2/28	vs. Rice (3)						
3/1	vs. UA (3)						
3/2	vs. OSU (3)						
3/4	USM						
3/7	QU						
3/8	QU						
3/9	QU						
3/11	vs. ODU (2)						
3/12	vs. NSU (2)						
3/14	TEX						
3/15	TEX						
3/16	TEX						
3/18	JSU						
3/21	at OU						
3/22	at OU						
3/23	at OU						
3/25	SAM						
3/27	at LSU						
3/28	at LSU						
3/29	at LSU						
4/1	at MEM						
4/4	USC						
4/5	USC						
4/6	USC						
4/8	at UAB						
4/11	at Bama						
4/12	at Bama						
4/13	at Bama						
4/15	SU						
4/18	UF						
4/19	UF						
4/20	UF						
4/22	vs. OM (1)						
4/25	at AU						
4/26	at AU						
4/27	at AU						
4/29	MEM						
5/2	UK						
5/3	UK						
5/4	UK						
5/9	OM						
5/10	OM						
5/11	OM						
5/13	UNA						
5/15	at MIZ						
5/16	at MIZ						
5/17	at MIZ						

STATS BY MONTH

FEBRUARY TOTALS: 0-0	TEAM ERA: 0.00	TEAM BATTING: .000
MARCH TOTALS: 0-0	TEAM ERA: 0.00	TEAM BATTING: .000
APRIL TOTALS: 0-0	TEAM ERA: 0.00	TEAM BATTING: .000
MAY TOTALS: 0-0	TEAM ERA: 0.00	TEAM BATTING: .000
JUNE TOTALS: 0-0	TEAM ERA: 0.00	TEAM BATTING: .000
FIRST HALF TOTALS: 0-0	TEAM ERA: 0.00	TEAM BATTING: .000
SECOND HALF TOTALS: 0-0	TEAM ERA: 0.00	TEAM BATTING: .000
OVERALL TOTALS: 0-0	TEAM ERA: 0.00	TEAM BATTING: .000

RECORD BY MONTH

Month	Home	Road	Neutral	Total
February	0-0	0-0	0-0	0-0
March	0-0	0-0	0-0	0-0
April	0-0	0-0	0-0	0-0
May	0-0	0-0	0-0	0-0
June	0-0	0-0	0-0	0-0
Totals	0-0	0-0	0-0	0-0

Month	Home	Road	Total
Sunday	0-0	0-0	0-0
Monday	0-0	0-0	0-0
Tuesday	0-0	0-0	0-0
Wednesday	0-0	0-0	0-0
Thursday	0-0	0-0	0-0
Friday	0-0	0-0	0-0
Saturday	0-0	0-0	0-0
Totals	0-0	0-0	0-0

MARGIN OF VICTORY

	1	2	3	4	5	6	7	8	9	10	11	12+	Total
Miss. State	0	0	0	0	0	0	0	0	0	0	0	0	0
Opponents	0	0	0	0	0	0	0	0	0	0	0	0	0

SCORING BY INNING

	1	2	3	4	5	6	7	8	9	10	11	12+	Total
Miss. State	0	0	0	0	0	0	0	0	0	0	0	0	0
Opponents	0	0	0	0	0	0	0	0	0	0	0	0	0

* - Southeastern Conference game | (1) - Trustmark Park; Pearl, Miss. | (2) - Kessler Federal Park; Biloxi, Miss. | (3) - Daikin Park; Houston, Texas

HEAD COACH CHRIS LEMONIS



Since arriving in Starkville, Chris Lemonis has guided the Bulldogs to unparalleled success, including capturing Mississippi State's first national championship in 2021. He is the first Division I head coach to reach the College World Series in his first two full seasons as head coach of a program in the Super Regional era (since 1999).

In six seasons at MSU, Lemonis has compiled a 207-116 record (.641 winning percentage) and taken his program to two College World Series appearances. In his first two

complete seasons at the helm of the Bulldogs, Lemonis has won 50-plus games, posting a 52-15 record in 2019 and a 50-18 mark in 2021. Lemonis notched his 100th win at MSU in his first 130 games. He is the fastest head coach in program history to reach the 100-win mark.

Lemonis led Mississippi State to its first-ever national championship in 2021 and was named the National Coach of the Year by Baseball America following a 50-18 campaign and an impressive 10-3 showing in the NCAA Tournament. He became the fourth person picked as Baseball America's National Coach of the Year as both an assistant and head coach.

The 18th head coach in the program's storied history, a journey of nearly 40 years came full circle when he was introduced on June 25, 2018, on Adkerson Plaza inside Dudy Noble Field. The son of a 1973 State graduate, Lemonis resided in Starkville as a child and now leads one of the perennial powerhouse in college baseball.

For the 40th time in program history the Mississippi State Bulldogs went to an NCAA Regional in 2024. Lemonis saw junior Khal Stephen take home Third Team All-American honors (NCBWA, ABCA, D1 Baseball), while sophomores Dakota Jordan and Jurrangelo Cjntje took home two All-American honors. Cjntje was second team by Perfect Game and NCBWA, while Jordan was second team by NCBWA and third team by Baseball America. MSU had four players earn ABCA All-Regional honors, Jordan (first team), Cjntje (first team), Stephen (first team) and David Mershon (second team). Mershon became the first shortstop at MSU to earn First Team All-SEC honors at shortstop since 2017. The Bulldogs also had success in the 2024 MLB Draft as they had the 20th first round selection in school history and saw 11 players get selected, the most by any school. Eight of the 11 players selected were pitchers, which set a school record. Mississippi State finished ranked in four of the five baseball polls and were as high as 17 by Baseball America. The MSU pitching staff saw dramatic improvements on the mound in 2024 as they decreased the team ERA by 2.84 from 2023. MSU also saw the starting pitching duo of Stephen and Cjntje posted over 80 innings pitched, eight or more wins, and 100 or more strikeouts. This was the first time since 2019 that MSU has accomplished that feat.

In 2023, Lemonis saw freshman outfielder Dakota Jordan earn Freshman All-American honors by Perfect Game. Awards continued to roll in as Hunter Hines and Colton Ledbetter earned ABCA All-Region honors. Hines also picked up First Team All-SEC honors, and Jordan was named to the All-SEC Freshman team. During the season, the Dawgs hit the fourth most homers in program history with 91, and freshman Ross Highfill became the first player since 2017 to hit three homers in a single game.

Following the 2022 season, Lemonis and the Bulldogs had six players drafted in the MLB Draft, increasing his total to 25 during his time in Starkville. He has extended his streak of having a first-round pick drafted as Landon Sims went early in the 2022 MLB Draft. Not only did the Bulldogs have success in the MLB Draft, but RJ Yeager was named Third Team All-American by the ABCA, NCBWA and Collegiate Baseball Newspapers. Hunter Hines earned Freshman All-American honors by Collegiate Baseball, NCBWA and D1 Baseball.

In 2021, the Bulldogs had five players drafted from their national championship squad, while a total of 19 players have been drafted by Major League Baseball during Lemonis' time in Starkville, including at least one first rounder in each year of his tenure. For the second straight full season, the Mississippi State baseball program saw a pair of student-athletes honored as All-Americans by the American Baseball Coaches Association in Tanner Allen and Landon Sims.

In his first season at the helm of the Diamond Dawgs, Lemonis became the winningest first-year head coach in SEC history and in the process led the 2019 edition to the second-most victories in program history at 52 (54; 1989). The 40 victories over MSU's first 50 games marked the third-most in the first 50 games of a season in program history and set the tone for State's second-straight trip to the College World Series.

Lemonis became one of just three SEC head coaches to advance to the College World Series in their inaugural season in the conference, joining Jake Gibbs (Ole Miss, 1972) and fellow Diamond Dawg skipper Pat McMahon (Mississippi State, 1998).

Four Diamond Dawgs earned All-American honors during Lemonis' first season, while left-handed pitcher Ethan Small was tabbed National Pitcher of the Year (College Baseball Foundation; American Baseball Coaches Association) and right-handed pitcher JT Ginn earned the National Freshman of the Year honor (Collegiate Baseball, Perfect Game). Ginn and Small each earned specialty awards from the SEC, as well, grabbing the conference's Freshman and Pitcher of the Year, respectively.

A school-record-tying 11 Diamond Dawgs heard their names called in the 2019 Major League Baseball First Year Player Draft, including three taken in the first 10 rounds. Small became the 15th Diamond Dawg taken in the first round of the MLB Draft, while SEC career hits leader Jake Mangum (4th; New York Mets) and

Colby White (6th; Tampa Bay) each went in the first 10 rounds. The 11 selections were No. 3 nationally in 2019.

Owning a head coaching record of 308-184-2, Lemonis was also a part of nearly 800 wins as an assistant coach and three trips to the College World Series. During his time at Indiana, Lemonis' teams averaged 35.3 wins per season, including a 40-win campaign during his final season in Bloomington. He averaged 39.2 victories per year during his career in an assistant role (784 wins), bolstered by a 44.9 wins-per-season average at Louisville. The Cardinals were college baseball's winningest program during that eight-year span and made the program's first three trips to Omaha.

Lemonis not only understands what it takes to get to Omaha as a coach but also as a player. A 1992 graduate of The Citadel, Lemonis added a 1990 appearance in the College World Series as a student-athlete. The appearance makes the Bulldogs one of just three schools in Southern Conference history and only current member of the conference to advance to Omaha.

One of the top recruiters and player development coaches in the country, Lemonis has seen success at every coaching stop. After helping his alma mater, The Citadel, to five NCAA Regional appearances in 12 seasons as an assistant coach, Lemonis joined college teammate Dan McDonald's staff at Louisville and quickly turned the Cardinals into an Omaha contender.

After helping Louisville to seven postseason berths in eight years, the 2013 American Baseball Coaches Association/Baseball America Assistant Coach of the Year headed to Indiana to take his first head coaching job with the Hoosier program in 2015.

In each of his head coaching stops, Lemonis has led his team to the NCAA postseason in his first season at the helm. He helped the Hoosiers into the NCAA Tournament field during his initial season in Bloomington, before he guided Mississippi State to the College World Series in 2019 – his first season in Starkville.

Overall, Lemonis enters his 29th season as a collegiate coach in 2023, making two College World Series appearance as a head coach, taking three trips to Omaha as an assistant, earning 17 NCAA tournament berths and aiding in five 50-win seasons. His pupils have earned 35 All-America honors, 18 Freshman All-America laurels and 94 have signed professional baseball contracts, with 18 getting the call up to Major League Baseball.

Widely regarded as one of the elite recruiters and developers of talent in all of college baseball, a total of 100 student-athletes have been selected in the Major League Baseball Draft under Lemonis' watch, with 18 of those reaching the highest level of professional baseball.

Since arriving at Louisville for the 2006-07 academic year, Lemonis has been a part of 14 nationally ranked recruiting classes, including his first three classes at Mississippi State. His initial Diamond Dawgs recruiting class was tabbed as the No. 12 class nationally by Baseball America and Perfect Game, while it earned the No. 9 ranking from Collegiate Baseball Newspaper. In 2019, he and his staff brought in another top-10 ranked class, finishing as high as No. 6 by Baseball America.

Over his first four seasons in Starkville, Lemonis has tutored 20 picks in the MLB First Year Player Draft, including four first rounders and two second rounders. Sixteen of Lemonis' Indiana players were taken in the MLB Draft in his final four years in Bloomington and 14 signed professional contracts. He also recruited and coached nine of the Hoosier's school-record 10 MLB Draft choices in 2019.

Along with the second-most single-season victories (52) during the 2019 season, his team also posted the second-best 20-, 30- and 40-game starts (18-2, 25-5, 32-8) in program history. He joined Pat McMahon as the only two Diamond Dawg dugout bosses to lead the program to the College World Series in their initial campaign and his 52 wins were the most by a first-year SEC head coach in the conference's history.

Lemonis and his wife, the former Jill MacEldowney, have two daughters, Marissa and Mackenzie. The Myrtle Beach, South Carolina native earned his Bachelor of Science in physical education from The Citadel in 1992 and received his Master of Arts in sport management in 1994.

He is also no stranger to Starkville, as he resided on campus as a newborn during his father's time as a student at State. His father, Thomas, was a 1973 Mississippi State graduate with a degree in electrical engineering.

THE LEMONIS FILE

Personal

Hometown: Myrtle Beach, South Carolina
Wife: Jill
Children: Marissa & Mackenzie
College: The Citadel, 1992

Coaching Career

2019-Present: Mississippi State Head Coach
2015-18: Indiana Head Coach
2007-14: Louisville Assistant Coach
2003-06: The Citadel Associate Head Coach
1995-2002: The Citadel Assistant Coach

Lemonis Year-by-Year

As a Head Coach

Yr.	School	Record	Postseason
2015	Indiana	35-24	NCAA Regional
2016	Indiana	32-24	--
2017	Indiana	34-24-2	NCAA Regional
2018	Indiana	40-19	NCAA Regional
2019	Mississippi State	52-15	College World Series
2020	Mississippi State	12-4	**
2021	Mississippi State	50-18	National Champions
2022	Mississippi State	26-30	--
2023	Mississippi State	27-26	--
2024	Mississippi State	40-23	NCAA Regional
2025	Mississippi State	0-0	--
Totals	11th season	348-207-2	

2021 National Champions
 Six NCAA Regionals
 Two NCAA Super Regionals
 Two NCAA College World Series
 ** No postseason due to COVID-19

As an Assistant Coach

1995	The Citadel	39-21	NCAA Regional
1996	The Citadel	33-26	--
1997	The Citadel	37-21	--
1998	The Citadel	37-24	NCAA Regional
1999	The Citadel	41-20	NCAA Regional
2000	The Citadel	39-20	--
2001	The Citadel	38-24	NCAA Regional
2002	The Citadel	31-26	--
2003	The Citadel	32-25	--
2004	The Citadel	39-28	NCAA Regional
2005	The Citadel	25-34	--
2006	The Citadel	34-27	--
2007	Louisville	47-24	College World Series
2008	Louisville	41-21	NCAA Regional
2009	Louisville	47-18	NCAA Super Regional
2010	Louisville	50-14	NCAA Regional
2011	Louisville	32-29	--
2012	Louisville	41-22	NCAA Regional
2013	Louisville	51-14	College World Series
2014	Louisville	50-17	College World Series
Totals	20 Seasons	784-455	

12 NCAA Regionals
 Four NCAA Super Regionals
 Three College World Series





DUDY NOBLE FIELD

BIOGRAPHY

The largest on-campus facility in college baseball, Dudy Noble Field will see the 59th season of Mississippi State baseball at its current site in 2025. With over 1,700 games played at the venue, the Diamond Dawgs have a .725 winning percentage at the facility, which received a \$68-million upgrade prior to the 2019 season.

The field is named in honor of longtime MSU baseball coach, athletics director and ABCA Hall of Famer Clarke Randolph "Dudy" Noble. On April 27, 1998 the facility was renamed Dudy Noble Field, Polk-DeMent Stadium, honoring another ABCA Hall of Famer, former Bulldog skipper Ron Polk, and the late Gordon DeMent, a successful businessman and longtime fan of the Diamond Dawgs from Indianola, Mississippi.

The Origin

From 1929 until 1964, Mississippi State hosted its baseball games at the original on-campus venue, Hardy Field, which was located several hundred yards to the south of the Bulldogs' home football venue, Davis Wade Stadium at Scott Field. The baseball field was closed following the 1964 season to make way for the construction of Dorman Hall and for the next two seasons the Diamond Dawgs played their home games at Redbird Park in Columbus, Mississippi, capturing SEC titles both seasons at their temporary home.

The tin-roofed grandstand and 2,000-seat bleachers from the original Dudy Noble Field were transported to the stadium's present site, which became playable for the 1967 season. Since that time, facility enhancements have followed at a steady pace to make the "Carnegie Hall of College Baseball" one of the finest all-around facilities on the road to Omaha. Among with numerous upgrades, the current site has seen two complete demolitions and reconstructions, the latest occurring during a three-year span from 2017-2019 and opening prior to the start of the 2019 campaign.

Leading the Attendance Boom

With a laundry list of legendary names on its all-time roster, it comes as no surprise that Mississippi State ranks among the nation's attendance leader's year in and year out. The Dudy Noble Field faithful have sold out the reserved seating allotment every season since 1987.

Along with routinely hosting some of the largest crowds in the SEC, the last 11 three-day Super Bulldog Weekend series have drawn more than 25,000 fans. The most fans for a Super Bulldog Weekend game during the 2023 season with 43,986 fans came to The Dude.

MSU eclipsed the 200,000 mark in paid attendance at Dudy Noble Field for six-straight seasons between 2012-17, marking the first such occurrence in the program's history. Over the past three seasons, MSU has eclipsed the 300,000 mark in paid attendance, which had never been done before in back-to-back-to-back seasons. In 2013, the Diamond Dawgs' five-millionth fan walked through the turnstiles at Dudy Noble Field. Since home attendance figures were charted starting in 1976, the "Carnegie Hall of College Baseball" has seen 7,616,815 fans rush through the gates.

In 24 of the last 25 seasons, Mississippi State has averaged 6,000 fans per game, including a record average of 11,094 during the 2023 campaign, the second-best mark in the nation. Overall, State has eclipsed the 200,000-fan mark 16 times since 2002, with a school-record 373,784 viewing the 2019 home schedule.

Of the top 25 all-time college baseball on-campus attendances, Dudy Noble Field finds itself on the list 24 times, most notably owning the all-time on-campus attendance record of 16,423 on April 15, 2023. The Bulldogs own all of the top 15 marks and 19 of the top 20 marks, in NCAA on-campus history and are the only NCAA baseball program to boast on-campus attendances of 14,000 or more. The five largest NCAA Super Regional crowds have all assembled in Starkville, Mississippi, as well.

From April 14-16, 2023, the Bulldog faithful flooded the gates at Dudy Noble Field to the tune of 43,986 fans for a three-game series versus Ole Miss. The nearly 44,000 fans on the weekend set an NCAA on-campus attendance record for a three-game series.

During the 2024 season, the Diamond Dawg faithful showed up in groves as 370,711 fans appeared at The Dude with Mississippi State receiving the largest average attendance numbers in the nation, averaging 10,903 fans per game. The

Diamond Dawgs had 10,000+ fans at 23 games last season at Dudy Noble Field. Dudy Noble Field has ushered in crowds of 10,000 or better 124 times, including 2007 NCAA Super Regional-record draws of 13,715 and 12,620 for nationally-televised, late-morning games against Clemson. In 2019, the first season of the "New Dude," the Diamond Dawgs garnered crowds of 10,000-plus 10 times. Over the last three seasons the number of 10,000-plus crowds have grown and MSU set a school record with 21 during the 2024 season.

Mississippi State has hosted 26 postseason events at the facility, including three NCAA District III Tournaments (1973-75), five SEC tournaments (1979, 81, 83, 88 & 95), 16 NCAA Regionals (1979, 84-85, 87-89, 90, 92, 97, 2000, 03, 13, 16, 19 & 21) and four NCAA Super Regionals (2007, 16, 19 & 21).

The Left Field Lounge™

The aura of Mississippi State baseball at Dudy Noble Field is certainly not confined to the loyal legions in the impressive grandstand, pro-style luxury sky suites or luxurious Left Field Lofts.

In fact, some of the more highly-prized seats at Bulldog baseball games are found beyond the outfield fence in the Left Field Lounge™. Waiting lists greet those seeking to purchase one of the 96 outfield lounges in the iconic two-level outfield tailgate.

Once a colorful assortment of pickup trucks, motor homes, and trailers — most equipped with barbecue grills — lined the outfield fence, completing a circle of humanity at Dudy Noble Field. Now, the permanent lounge spaces are connected to the concourse, allowing everyone to stroll through and experience the iconic lounge culture.

What began in the late 1960s as a popular gathering spot for baseball-loving MSU supporters now forms college baseball's largest tailgate party.

The "New Dude"

The second demolition at the current site occurred following the 2017 season and the \$68 million facility opened its gates for the 2019 campaign. Architect Wier Boerner Allin, along with consultants Populous and famed stadium architect/State alum Janet Marie Smith designed the project, while construction manager ICM and general contractor JESCO Construction, Inc. oversaw the construction.

Covering 12 acres of land on the Mississippi State University campus, the 230,000 square foot facility carries on Dudy Noble Field's legacy as the "Carnegie Hall of College Baseball." Installation of the second largest scoreboard in college baseball, measuring 43 feet wide by 60 feet high, started the project in 2017. The board, which was the largest in college baseball upon installation, is larger than boards owned by three Major League Baseball teams. The addition of 96 permanent Left Field Lounge rigs encircling the outfield followed during the fall of 2018.

The concourse and lower-level grandstands were in place for the 2018 season, with the Diamond Suites, upper-deck reserved seating area and three unique club areas — Farm Bureau Triple Crown Club, Charlie and Dana Stephenson Omaha Club and The Rooftop Club — were completed prior to the 2019 campaign. The newest version of Dudy Noble Field also features increased restroom facilities and concession points of sale.

The player spaces also received an upgrade, expanding to cover 18,000 square feet underneath the facility. The fully-equipped Bruce and Julie Martin Locker Room includes an embedded equipment room, houses 40 wooden lockers and features an oversized, dimensional halo-lit '85 Script Mississippi State sign suspended overhead in the middle of the room.

The more spacious locker room includes an attached training room with whirlpool and fully-functional fueling station. The Mitch Moreland Hitting Tunnel, which is equipped with HitTrax, and Turner & Gloria Wingo Team Lounge are easily accessed from the home dugout, with the eye-popping player entrance and Hassell H. Franklin Omaha Room greeting players as they enter the facility. The Pat McMahon Pitching Lab is also housed under the stadium, featuring arm care and conditioning equipment, one oversized turfed mound with three pitching rubbers and state of the art video equipment.

TOP-25 CROWDS

Rank	Attendance	Opponent	Date
1.	16,423	* Ole Miss	April 15, 2023
2.	15,586	Ole Miss	April 12, 2014
3.	15,078	Texas A&M	April 16, 2016
4.	14,991	Florida	April 22, 1989
5.	14,739	Ole Miss	April 14, 2023
6.	14,562	Auburn	April 20, 2013
7.	14,385	# Notre Dame	June 12, 2021
8.	14,378	LSU	April 16, 1988
9.	14,320	Arizona State	Feb. 25, 2023
10.	14,273	Alabama	May 4, 2024
11.	14,228	LSU	April 9, 2022
12.	14,077	Alabama	March 26, 2022
13.	13,974	LSU	March 16, 2024
14.	13,971	# Notre Dame	June 13, 2021
15.	13,761	Arkansas	April 25, 1992
16.	13,715	^ Clemson	June 9, 2007
17.	13,691	Kentucky	April 8, 2017
18.	13,617	Georgia	April 8, 2006
19.	13,447	Georgia	April 6, 2024
20.	13,452	^ Arizona	June 11, 2016
21.	13,357	Auburn	April 19, 2024
22.	13,351	Long Beach State	Feb. 19, 2022
23.	13,338	Ole Miss	April 17, 2021
24.	13,224	Ole Miss	April 11, 2014
25.	13,132	^ Stanford	June 8, 2019

* - NCAA on-campus attendance record

^ - NCAA Regional

- NCAA Super Regional

NOTE: Mississippi State owns 124 crowds of 10,000-plus in the history of the program. The top 10 crowds in Dudy Noble Field history are also the top 10 on-campus crowds in NCAA history.



2024 SEASON STATISTICS

Record: 40-23 Home: 25-9 Away: 8-11 Neutral: 7-3 SEC: 17-13

Player	avg	gp-gs	ab	r	h	2b	3b	hr	rbi	tb	slg%	bb	hp	so	gdp	ob%	sf	sh	sb-att	po	a	e	fld%
42 Jordan, Dakota	.354	63-63	240	57	85	14	1	20	72	161	.671	44	4	84	1	.459	2	0	3-5	103	3	0	1.000
3 Mershon, David	.347	58-58	222	60	77	12	2	6	41	111	.500	41	6	38	3	.454	4	3	27-30	85	105	4	.979
7 Hujsak, Connor	.325	56-53	200	52	65	13	3	9	49	111	.555	16	14	32	5	.413	0	2	8-9	126	2	1	.992
38 Chance, Bryce	.286	61-57	217	36	62	11	1	6	36	93	.429	26	6	18	5	.370	5	0	8-12	85	2	0	1.000
44 Hines, Hunter	.257	63-63	249	41	64	9	0	16	56	121	.486	33	2	74	4	.346	2	0	0-0	382	34	4	.990
8 Larry, Amani	.252	63-63	230	53	58	13	0	8	33	95	.413	37	19	41	5	.394	3	6	11-15	58	61	6	.952
40 Kohler, Logan	.244	57-55	193	34	47	10	0	6	32	75	.389	26	7	65	0	.351	2	2	2-3	37	76	6	.950

5 Downs, Aaron	.305	30-24	95	16	29	4	0	0	9	33	.347	13	1	31	3	.394	0	2	0-0	33	0	1	.971
36 Stevens, Nolan	.269	17-6	26	2	7	1	0	1	2	11	.423	1	1	8	1	.321	0	0	0-0	6	8	0	1.000
55 Powell, Joe	.269	34-28	93	17	25	3	0	5	18	43	.462	11	1	20	3	.343	3	1	0-0	251	13	2	.992
10 Cupp, Dylan	.258	22-21	66	13	17	4	0	0	13	21	.318	11	1	14	1	.367	1	5	4-4	24	39	5	.926
41 Pulliam, Ethan	.227	27-20	66	7	15	5	0	1	11	23	.348	8	0	13	0	.307	1	0	1-1	21	28	2	.961
13 Chester, Nate	.206	28-8	34	7	7	2	0	0	3	9	.265	10	0	7	1	.386	0	1	0-0	9	15	3	.889
18 Long, Johnny	.188	43-37	117	21	22	0	0	1	12	25	.214	23	7	24	3	.354	0	6	2-2	388	11	0	1.000
46 McKenzie, Jackson	.188	11-3	16	1	3	0	0	0	1	3	.188	3	0	7	0	.316	0	0	0-0	2	1	0	1.000
32 O'Brien, Michael	.125	24-2	8	5	1	0	0	0	1	1	.125	5	0	1	0	.462	0	0	1-1	8	0	0	1.000
43 Spalitta, Steven	.100	8-3	10	0	1	0	0	0	0	1	.100	1	1	3	0	.250	0	0	0-0	12	0	0	1.000
22 Highfill, Ross	.100	4-3	10	1	1	0	0	0	2	1	.100	1	1	4	0	.214	2	0	0-0	0	0	0	.000
15 Dotson, Luke	.000	1-0	1	0	0	0	0	0	0	0	.000	0	0	1	0	.000	0	0	0-0	0	0	2	.000
14 Stephen, Khal	.000	1-0	1	0	0	0	0	0	0	0	.000	0	0	1	0	.000	0	0	0-0	7	4	1	.917
Totals	.280	63	2094	423	586	101	7	79	391	938	.448	310	71	486	35	.387	25	28	67-82	1659	452	42	.980
Opponents	.232	63	2074	277	481	85	4	63	254	763	.368	217	53	639	25	.318	17	17	47-63	1605	576	70	.969

LOB - Team (501), Opp (442). DPs turned - Team (31), Opp (44). CI - Team (0), Opp (1). IBB - Team (21), Jordan 11, Hines 6, Mershon 2, Hujsak 2, Opp (11). Picked off - Hujsak 3, Mershon 2, Chance 1, Downs 1, Kohler 1, Larry 1, Long 1.

(All games Sorted by Earned run avg)

Player	era	w-l	app	gs	cg	sho	sv	ip	h	r	er	bb	so	2b	3b	hr	b/avg	wp	hp	bk	sfa	sha
14 Stephen, Khal	3.28	8-3	16	16	0	0/1	0	96.0	76	37	35	21	107	10	0	13	.213	6	6	0	1	0
48 Auger, Brooks	3.35	1-2	20	5	0	0/0	2	45.2	37	20	17	17	50	8	0	2	.215	2	1	0	1	0
50 Cijntje, Jurrangelo	3.67	8-2	16	16	0	0/1	0	90.2	70	39	37	30	113	13	1	11	.211	2	12	0	2	3
2 Schuelke, Cam	4.21	5-3	32	0	0	0/1	2	47.0	41	23	22	23	47	11	0	4	.243	0	3	1	2	3

28 Haley, Gage	0.00	0-0	1	0	0	0/0	0	2.0	0	0	0	2	2	0	0	0	.000	0	2	0	0	0
19 Miller, Max	0.00	0-0	1	0	0	0/0	0	0.0	0	0	0	1	0	0	0	0		0	0	0	0	0
25 Dohm, Nate	1.23	4-0	8	6	0	0/0	0	29.1	23	5	4	4	37	5	1	0	.217	2	1	0	1	1
45 Davis, Tyler	2.80	6-1	28	0	0	0/0	5	35.1	28	11	11	14	41	6	0	1	.211	0	2	0	0	1
26 Hardin, Tyson	3.22	3-3	25	2	0	0/2	2	36.1	33	16	13	23	36	7	1	1	.250	3	1	1	3	6
9 Kohn, Pico	3.38	1-1	9	8	0	0/1	0	29.1	26	13	11	11	35	6	1	1	.234	2	3	0	1	0
30 Loftin, Bradley	3.38	0-0	3	2	0	0/0	0	8.0	7	4	3	1	12	2	0	1	.233	1	1	0	0	0
31 Ligon, Karson	4.56	1-0	15	2	0	0/1	0	23.2	17	16	12	21	21	2	0	5	.202	5	7	1	1	0
16 Cheatham, Cole	4.70	0-0	9	0	0	0/0	0	7.2	6	5	4	7	6	0	0	0	.194	0	0	0	0	0
36 Stevens, Nolan	4.72	2-3	14	1	0	0/1	0	26.2	27	14	14	8	28	2	0	4	.260	3	4	0	0	0
27 Black, Gavin	5.93	0-0	12	0	0	0/1	0	13.2	13	10	9	8	22	0	0	3	.250	1	2	0	0	2
12 Siary, Evan	7.48	0-3	10	4	0	0/0	0	21.2	28	18	18	6	22	4	0	7	.304	0	2	0	1	0
15 Dotson, Luke	8.25	0-0	11	0	0	0/0	0	12.0	15	11	11	5	19	4	0	0	.294	1	2	0	1	0
6 Forsythe, Logan	10.12	0-1	6	0	0	0/1	0	5.1	4	6	6	3	11	0	0	2	.200	0	1	0	0	0
21 Holcombe, Colby	10.38	1-1	12	1	0	0/1	0	21.2	26	25	25	12	28	5	0	7	.302	0	2	1	3	1
11 Clark, KK	36.00	0-0	2	0	0	0/0	0	1.0	4	4	4	0	2	0	0	1	.500	0	1	0	0	0
Totals	4.17	40-23	63	63	0	3/3	11	553.0	481	277	256	217	639	85	4	63	.232	28	53	4	17	17
Opponents	6.31	23-40	63	63	1	1/0	11	535.0	586	423	375	310	486	101	7	79	.280	61	71	3	25	28

PB - Team (13), Long 9, Powell 3, Spalitta 1, Opp (10). Pickoffs - Team (14), Schuelke 3, Stephen 3, Stevens 2, Dohm 2, Holcombe 1, Powell 1, Long 1, Loftin 1, Opp (10). SBA/ATT - Powell (21-29), Long (20-20), Stephen (6-9), Cijntje (6-7), Schuelke (6-7), Kohn (3-6), Holcombe (5-6), Spalitta (5-5), Ligon (4-5), Stevens (1-3), Dotson (3-3), Loftin (2-3), Hardin (3-3), Dohm (1-2), Forsythe (2-2), Auger (1-2), Haley (1-1), Cheatham (0-1), Siary (1-1), Black (1-1), Davis (1-1).

2024 SOUTHEASTERN CONFERENCE STATISTICS

Record: 17-13 Home: 11-4 Away: 6-9 SEC: 17-13

Player	avg	gp-gs	ab	r	h	2b	3b	hr	rbi	tb	slg%	bb	hp	so	gdp	ob%	sf	sh	sb-att	po	a	e	fld%
7 Hujsak, Connor	.387	24-24	93	27	36	7	0	6	22	61	.656	8	4	10	0	.457	0	0	4-5	67	1	0	1.000
38 Chance, Bryce	.333	29-28	108	17	36	5	1	4	20	55	.509	9	3	7	3	.387	4	0	2-3	36	0	0	1.000
42 Jordan, Dakota	.304	30-30	112	22	34	6	0	5	18	55	.491	20	2	42	0	.418	0	0	0-1	53	0	0	1.000
40 Kohler, Logan	.300	27-27	100	18	30	6	0	5	24	51	.510	6	2	28	0	.349	1	2	0-1	21	38	4	.937
3 Mershon, David	.274	30-30	113	26	31	1	0	3	15	41	.363	19	3	28	2	.384	3	2	16-18	51	57	1	.991
44 Hines, Hunter	.254	30-30	114	26	29	5	0	12	31	70	.614	19	0	42	1	.358	1	0	0-0	183	20	1	.995
8 Larry, Amani	.213	30-30	108	18	23	4	0	6	20	45	.417	14	11	28	3	.358	1	4	3-5	19	24	2	.956
18 Long, Johnny	.189	24-23	74	12	14	0	0	1	6	17	.230	15	3	17	1	.348	0	0	0-0	208	9	0	1.000

55 Powell, Joe	.357	11-9	28	3	10	2	0	2	6	18	.643	6	1	6	0	.472	1	0	0-0	67	2	1	.986
5 Downs, Aaron	.259	16-14	54	11	14	2	0	0	5	16	.296	7	1	20	3	.355	0	2	0-0	25	0	0	1.000
10 Cupp, Dylan	.250	3-3	8	0	2	0	0	0	0	2	.250	0	1	2	1	.333	0	1	0-0	4	4	1	.889
36 Stevens, Nolan	.200	6-0	5	1	1	0	0	0	0	1	.200	1	1	3	0	.429	0	0	0-0	1	5	0	1.000
41 Pulliam, Ethan	.196	15-15	46	4	9	3	0	1	8	15	.326	5	0	10	0	.269	1	0	0-0	12	20	2	.941
13 Chester, Nate	.188	15-3	16	3	3	2	0	0	1	5	.313	2	0	4	0	.278	0	1	0-0	5	8	2	.867
46 McKenzie, Jackson	.125	3-2	8	0	1	0	0	0	0	1	.125	0	0	5	0	.125	0	0	0-0	1	1	0	1.000
32 O'Brien, Michael	.000	8-1	6	1	0	0	0	0	0	0	.000	1	0	1	0	.143	0	0	0-0	3	0	0	1.000
43 Spalitta, Steven	.000	2-1	4	0	0	0	0	0	0	0	.000	0	0	2	0	.000	0	0	0-0	0	0	0	.000
14 Stephen, Khal	.000	1-0	1	0	0	0	0	0	0	0	.000	0	0	1	0	.000	0	0	0-0	2	0	0	1.000
15 Dotson, Luke	.000	1-0	1	0	0	0	0	0	0	0	.000	0	0	1	0	.000	0	0	0-0	0	0	1	.000
Totals	.273	30	999	189	273	43	1	45	176	453	.453	132	32	257	14	.372	12	12	25-33	773	207	16	.984
Opponents	.236	30	987	144	233	40	0	42	137	399	.404	110	28	268	12	.327	9	3	9-12	766	254	28	.973

LOB - Team (232), Opp (220). DPs turned - Team (14), Opp (15). IBB - Team (12), Hines 6, Jordan 4, Hujsak 2, Opp (8). Picked off - Hujsak 2, Chance 1, Larry 1, Downs 1, Mershon 1, Long 1.

(SEC games only Sorted by Earned run avg)

Player	era	w-l	app	gs	cg	sho	sv	ip	h	r	er	bb	so	2b	3b	hr	b/avg	wp	hp	bk	sfa	sha
14 Stephen, Khal	3.21	6-2	10	10	0	0/1	0	61.2	50	24	22	15	67	5	0	12	.216	6	2	0	1	0
50 Cijntje, Jurrangelo	4.02	5-1	10	10	0	0/0	0	56.0	48	27	25	17	63	12	0	10	.226	1	7	0	2	0

25 Dohm, Nate	0.00	0-0	2	1	0	0/0	0	1.1	1	0	0	0	2	0	0	0	.200	1	0	0	0	0
45 Davis, Tyler	1.04	1-0	12	0	0	0/0	3	17.1	11	2	2	8	16	3	0	0	.177	0	1	0	0	0
26 Hardin, Tyson	2.37	1-2	13	0	0	0/1	2	19.0	15	6	5	10	23	2	0	1	.217	2	1	0	1	1
9 Kohn, Pico	2.57	0-0	2	2	0	0/0	0	7.0	5	3	2	3	9	2	0	0	.200	1	2	0	0	0
31 Ligon, Karson	3.65	1-0	7	1	0	0/0	0	12.1	7	6	5	10	8	1	0	1	.167	2	4	1	1	0
48 Auger, Brooks	4.63	1-1	9	3	0	0/0	0	23.1	20	14	12	13	23	4	0	1	.220	1	1	0	1	0
16 Cheatham, Cole	6.23	0-0	3	0	0	0/0	0	4.1	4	4	3	4	5	0	0	0	.200	0	0	0	0	0
36 Stevens, Nolan	6.89	1-3	8	0	0	0/0	0	15.2	18	12	12	8	16	2	0	3	.290	2	2	0	0	0
2 Schuelke, Cam	7.47	1-2	18	0	0	0/0	1	15.2	14	13	13	10	9	5	0	4	.246	0	3	1	1	2
12 Siary, Evan	9.42	0-2	5	3	0	0/0	0	14.1	19	15	15	5	14	2	0	6	.311	0	2	0	1	0
27 Black, Gavin	10.12	0-0	4	0	0	0/0	0	5.1	6	6	6	5	6	0	0	2	.286	1	1	0	0	0
15 Dotson, Luke	21.00	0-0	5	0	0	0/0	0	3.0	10	7	7	1	6	2	0	0	.526	0	1	0	1	0
21 Holcombe, Colby	27.00	0-0	1	0	0	0/0	0	1.1	4	4	4	1	1	0	0	1	.500	0	1	0	0	0
6 Forsythe, Logan	99.00	0-0	1	0	0	0/0	0	0.0	1	1	1	0	0	0	0	1	1.000	0	0	0	0	0
Totals	4.68	17-13	30	30	0	1/1	6	257.2	233	144	134	110	268	40	0	42	.236	17	28	2	9	3
Opponents	5.75	13-17	30	30	1	1/0	5	255.1	273	189	163	132	257	43	1	45	.273	21	32	2	12	12

PB - Team (7), Long 7, Opp (4). Pickoffs - Team (2), Schuelke 1, Stevens 1, Opp (7). SBA/ATT - Long (6-6), Powell (3-4), Schuelke (3-3), Holcombe (2-2), Stephen (2-2), Cijntje (0-1), Kohn (0-1), Hardin (1-1), Dotson (1-1), Stevens (0-1).



2024 GAME-BY-GAME (HITTING)

Date	Opponent	ab	r	h	rbi	2b	3b	hr	tb	bb	ibb	sb	cs	hbp	sac	sf	gdp	k	po	a	e	lob	avg
Feb 16	AIR FORCE	34	8	9	7	2	1	2	19	6	0	2	0	0	0	0	0	10	27	10	2	8	.265
Feb 17	AIR FORCE	32	2	9	1	3	0	0	12	4	0	0	2	0	1	1	0	5	27	7	0	9	.273
Feb 18	AIR FORCE	35	10	12	8	3	0	1	18	3	0	0	0	1	1	0	1	5	27	9	1	6	.297
Feb 20	AUSTIN PEAY	30	2	4	2	0	0	0	4	5	0	1	0	2	0	1	0	10	27	7	1	9	.260
Feb 21	AUSTIN PEAY	31	10	6	10	1	0	1	10	14	0	1	0	4	1	0	1	7	27	8	0	13	.247
Feb 23	GA. SOUTHERN	30	5	11	4	3	0	0	14	4	0	0	0	2	3	1	1	3	27	5	1	11	.266
Feb 24	GA. SOUTHERN	33	4	7	4	0	0	0	7	3	0	0	0	2	0	0	0	9	27	4	1	7	.258
Feb 25	GA. SOUTHERN	38	10	15	9	2	0	0	17	4	0	3	0	0	1	1	0	6	27	9	0	11	.278
Feb 27	JACKSON STATE	31	19	14	19	3	1	1	22	10	0	2	0	2	0	0	0	4	21	3	0	6	.296
Feb 29	MOUNT ST. MARY'	32	12	12	11	4	0	0	16	9	0	1	1	0	1	2	0	5	27	9	2	8	.304
Mar 02	MOUNT ST. MARY'	31	7	10	7	3	1	1	18	3	0	1	0	0	0	1	0	6	27	8	2	4	.305
Mar 02	MOUNT ST. MARY'	26	6	4	3	0	0	0	4	3	0	1	0	3	2	0	0	11	27	8	0	4	.295
Mar 05	vs Southern Miss	32	5	7	5	3	0	1	13	3	0	3	0	2	1	0	1	12	27	8	0	6	.289
Mar 08	EVANSVILLE	32	5	11	5	3	0	1	17	5	1	1	0	3	1	0	1	8	27	4	0	12	.293
Mar 09	EVANSVILLE	33	8	9	8	3	0	2	18	4	0	1	0	0	0	1	0	5	27	3	0	6	.292
Mar 10	EVANSVILLE	33	13	13	12	1	0	2	20	12	3	4	0	0	1	0	1	3	24	6	0	11	.298
Mar 12	vs South Alabama	35	5	10	5	3	0	2	19	5	1	2	0	0	0	0	0	3	27	8	1	8	.297
Mar 13	vs New Orleans	35	2	8	2	0	0	1	11	8	1	0	0	1	0	0	2	3	33	10	2	12	.293
*Mar 15	LSU	40	10	16	9	0	0	2	22	3	0	4	0	1	0	0	0	7	27	10	1	10	.300
*Mar 16	LSU	35	8	10	7	3	0	1	16	7	0	0	0	2	0	1	1	6	27	9	0	10	.299
*Mar 17	LSU	38	15	15	14	4	0	2	25	7	2	0	0	1	0	0	0	7	24	5	0	8	.305
Mar 19	MEMPHIS	42	17	16	15	3	1	3	30	10	0	1	0	1	0	0	0	4	27	12	2	12	.309
*Mar 21	at Texas AM	35	3	8	3	1	0	1	12	1	0	0	0	0	1	0	1	12	24	10	0	7	.305
*Mar 22	at Texas AM	37	5	11	5	0	0	1	14	5	1	0	0	2	1	1	0	7	27	5	0	14	.305
*Mar 23	at Texas AM	30	1	3	1	1	0	0	4	1	0	0	0	0	0	0	0	14	24	9	0	3	.298
Mar 26	at Samford	39	9	11	8	2	0	3	22	5	1	3	0	3	1	1	1	9	30	2	0	10	.297
*Mar 29	at Florida	34	6	8	6	0	0	0	8	6	2	2	0	2	0	1	1	13	26	7	1	10	.295
*Mar 30	at Florida	39	12	14	12	2	0	5	31	6	1	1	1	0	0	0	1	7	27	9	0	6	.297
*Mar 31	at Florida	28	3	5	3	1	0	0	6	4	1	0	0	2	3	0	0	8	24	7	0	7	.294
Apr 02	CENTRAL ARKANS	29	6	5	6	0	0	1	8	9	1	1	0	0	1	1	2	4	27	9	1	7	.290
*Apr 05	GEORGIA	29	6	6	6	0	0	2	12	2	0	2	0	1	0	1	0	11	27	10	0	3	.288
*Apr 06	GEORGIA	32	2	7	2	1	0	0	8	3	1	1	0	1	1	0	0	12	27	10	0	8	.286
*Apr 07	GEORGIA	32	9	9	5	2	0	1	14	7	0	1	0	3	0	1	1	11	27	3	2	10	.286
*Apr 12	at Ole Miss	34	8	8	8	1	0	1	12	5	0	2	0	1	1	0	1	7	27	6	1	6	.284
*Apr 13	at Ole Miss	45	9	10	7	1	0	3	20	7	1	2	0	1	1	2	0	16	35	18	2	11	.282
*Apr 14	at Ole Miss	26	2	4	2	1	0	0	5	2	0	0	0	0	0	0	0	6	19	4	1	5	.279
Apr 16	ALCORN STATE	22	11	9	9	1	1	0	12	12	0	5	1	1	0	2	1	4	21	5	1	8	.282
*Apr 19	AUBURN	29	8	10	6	4	0	1	17	8	0	1	1	2	1	1	1	4	27	3	0	9	.283
*Apr 21	AUBURN	28	3	11	2	0	0	0	11	3	0	0	0	0	1	0	0	5	21	6	0	11	.285
*Apr 21	AUBURN	30	4	9	4	2	0	0	11	2	1	0	1	0	0	0	0	5	24	9	1	5	.286
Apr 23	at Memphis	33	6	9	6	3	0	1	15	7	0	2	0	1	0	0	3	7	27	8	0	8	.285
*Apr 26	at Vanderbilt	30	0	2	0	1	0	0	3	2	0	0	0	0	0	0	0	4	24	6	0	5	.281
*Apr 27	at Vanderbilt	34	7	9	7	2	0	2	17	3	0	0	2	0	0	0	0	11	27	8	2	3	.280
*Apr 28	at Vanderbilt	36	8	10	8	2	0	3	21	3	0	2	0	2	0	0	1	12	27	9	0	6	.280
May 01	vs Ole Miss	34	5	11	5	1	0	0	12	4	0	0	0	1	0	0	0	5	27	7	0	10	.281
*May 03	ALABAMA	28	13	13	13	0	0	4	25	5	1	0	0	3	0	1	1	3	21	0	0	6	.285
*May 04	ALABAMA	32	8	10	8	2	0	2	18	4	0	1	2	1	0	1	0	5	27	5	0	6	.285
*May 05	ALABAMA	34	5	10	5	1	0	3	20	3	0	2	0	1	0	0	1	7	27	7	2	6	.285
*May 10	at Arkansas	34	5	7	5	1	0	0	8	9	0	0	0	1	0	1	0	16	24	3	0	13	.284
*May 11	at Arkansas	35	8	9	7	2	0	3	20	10	0	0	0	1	1	0	1	11	27	6	1	12	.283
*May 12	at Arkansas	37	6	13	6	3	0	2	22	6	1	1	0	1	1	0	1	8	24	6	0	12	.285
May 14	NORTH ALABAMA	31	8	10	8	2	0	3	21	6	0	1	0	0	0	1	1	7	27	7	0	6	.285
*May 16	MISSOURI	28	4	5	4	1	1	2	14	4	0	1	0	0	0	0	1	6	27	1	0	4	.284
*May 17	MISSOURI	33	8	10	8	2	0	3	21	1	0	0	1	1	0	1	0	6	27	5	0	4	.284
*May 18	MISSOURI	37	3	11	3	2	0	1	16	3	0	2	0	2	0	0	1	10	27	11	2	12	.284
May 21	vs Ole Miss	30	2	4	2	1	0	1	8	1	0	0	0	1	0	0	1	10	27	4	0	4	.282
May 22	vs Texas AM	37	5	9	4	2	0	1	14	1	0	0	0	4	0	0	0	12	27	8	1	10	.281
May 23	vs Vanderbilt	36	3	8	3	1	1	0	11	4	0	0	0	1	0	0	0	9	27	10	0	11	.280
May 24	vs Tennessee	31	5	4	5	1	0	0	5	3	0	2	1	2	0	0	0	10	27	7	2	4	.277
May 31	vs St. John's	35	5	8	5	2	0	2	16	3	1	0	0	0	1	0	1	8	30	8	0	5	.277
Jun 01	at Virginia	37	4	10	3	0	0	1	13	3	0	3	0	0	0	0	0	11	25	14	1	9	.277
Jun 02	vs St. John's	43	13	19	12	1	0	2	26	4	0	0	1	2	0	0	2	6	27	14	2	9	.280
Jun 02	at Virginia	33	2	9	2	1	0	1	13	1	0	1	1	0	0	0	1	8	27	4	3	5	.280
Totals		2094	423	586	391	101	7	79	938	310	21	67	15	71	28	25	35	486	1659	452	42	501	.280

2024 GAME-BY-GAME (PITCHING)

Date	Opponent	ip	h	r	er	bb	so	2b	3b	hr	wp	bk	hbp	dp	ibb	score	w-l	sv	era
Feb 16	AIR FORCE	9.0	10	4	3	2	9	5	0	1	1	0	0	0	1	8-4	1-0	1	3.00
Feb 17	AIR FORCE	9.0	4	3	3	4	13	0	0	1	1	0	2	1	0	2-3	1-1	1	3.00
Feb 18	AIR FORCE	9.0	6	2	1	3	16	0	0	0	1	0	1	1	0	10-2	2-1	1	2.33
Feb 20	AUSTIN PEAY	9.0	8	3	3	0	13	0	0	1	1	0	1	1	0	2-3	2-2	1	2.50
Feb 21	AUSTIN PEAY	9.0	16	13	13	5	9	4	0	3	0	0	0	0	0	10-13	2-3	1	4.60
Feb 23	GA. SOUTHERN	9.0	6	1	1	1	15	0	0	1	0	0	0	1	0	5-1	3-3	1	4.00
Feb 24	GA. SOUTHERN	9.0	12	11	10	4	10	2	0	1	1	0	3	0	0	4-11	3-4	1	4.86
Feb 25	GA. SOUTHERN	9.0	7	2	2	6	11	0	0	0	0	0	2	0	0	10-2	4-4	1	4.50
Feb 27	JACKSON STATE	7.0	7	6	6	2	11	1	0	2	1	0	1	0	0	19-6	5-4	1	4.78
Feb 29	MOUNT ST. MARY'	9.0	6	2	2	1	12	0	0	0	0	0	2	1	0	12-2	6-4	1	4.50
Mar 02	MOUNT ST. MARY'	9.0	8	2	1	3	12	0	0	0	0	0	1	0	0	7-2	7-4	1	4.18
Mar 02	MOUNT ST. MARY'	9.0	4	0	0	4	13	1	0	0	0	0	0	1	0	6-0	8-4	1	3.82
Mar 05	vs Southern Miss	9.0	6	4	3	3	9	0	0	1	1	0	0	0	0	5-4	9-4	2	3.76
Mar 08	EVANSVILLE	9.0	11	2	2	2	12	3	1	0	0	0	1	0	0	5-2	10-4	3	3.63
Mar 09	EVANSVILLE	9.0	5	3	3	4	6	1	0	2	0	0	0	0	0	8-3	11-4	3	3.59
Mar 10	EVANSVILLE	8.0	5	3	3	4	11	0	0	1	0	0	1	0	0	13-3	12-4	3	3.57
Mar 12	vs South Alabama	9.0	8	6	6	5	15	2	0	0	0	0	1	1	0	5-6	12-5	3	3.72
Mar 13	vs New Orleans	11.0	5	1	0	5	13	2	1	0	0	0	0	0	1	2-1	13-5	3	3.47
*Mar 15	LSU	9.0	6	4	4	5	9	3	0	2	1	0	0	1	0	10-4	14-5	3	3.49
*Mar 16	LSU	9.0	11	9	9	12	8	0	0	4	2	0	0	2	2	8-9	14-6	3	3.77
*Mar 17	LSU	8.0	8	5	5	6	10	2	0	1	0	1	0	0	1	15-5	15-6	3	3.85
Mar 19	MEMPHIS	9.0	11	9	8	2	10	2	0	1	0	0	0	1	0	17-9	16-6	3	4.04
*Mar 21	at Texas AM	8.0	8	6	6	1	7	0	0	2	0	0	0	1	0	3-6	16-7	3	4.15
*Mar 22	at Texas AM	9.0	5	1	1	4	8	1	0	0	0	0	0	1	0	5-1	17-7	3	4.01
*Mar 23	at Texas AM	8.0	9	6	6	1	6	4	0	3	1	0	1	0	1	1-6	17-8	3	4.11
Mar 26	at Samford	10.0	9	5	5	6	12	4	0	1	0	1	0	1	0	9-5	18-8	3	4.13
*Mar 29	at Florida	8.2	8	7	7	7	10	1	0	2	0	0	0	0	0	6-7	18-9	3	4.24
*Mar 30	at Florida	9.0	6	2	2	3	11	1	0	0	0	0	0	1	0	12-2	19-9	3	4.16
*Mar 31	at Florida	8.0	4	4	4	6	6	0	0	1	1	0	5	0	1	3-4	19-10	3	4.17
Apr 02	CENTRAL ARKANS	9.0	8	7	7	5	7	2	0	1	0	0	3	0	0	6-7	19-11	3	4.27
*Apr 05	GEORGIA	9.0	5	1	0	4	9	1	0	0	1	0	1	2	1	6-1	20-11	4	4.13
*Apr 06	GEORGIA	9.0	8	3	3	2	10	2	0	2	0	0	1	1	0	2-3	20-12	4	4.09
*Apr 07	GEORGIA	9.0	12	8	6	2	9	1	0	1	1	0	2	0	0	9-8	21-12	4	4.15
*Apr 12	at Ole Miss	9.0	3	0	0	0	11	0	0	0	1	0	1	0	0	8-0	22-12	4	4.03
*Apr 13	at Ole Miss	11.2	14	10	9	10	8	6	0	1	2	0	1	1	1	9-10	22-13	4	4.14
*Apr 14	at Ole Miss	6.1	16	14	14	4	6	1	0	3	0	0	1	0	0	2-14	22-14	4	4.45
Apr 16	ALCORN STATE	7.0	3	0	0	1	14	1	0	0	0	0	0	0	0	11-0	23-14	4	4.35
*Apr 19	AUBURN	9.0	8	1	0	2	15	1	0	0	1	0	0	0	1	8-1	24-14	4	4.24
*Apr 21	AUBURN	7.0	4	1	1	3	5	0	0	1	0	0	1	0	0	3-1	25-14	5	4.18
*Apr 21	AUBURN	8.0	2	3	3	5	9	0	0	0	0	0	0	1	0	4-3	26-14	5	4.16
Apr 23	at Memphis	9.0	8	4	4	3	13	1	1	0	1	0	0	2	0	6-4	27-14	6	4.15
*Apr 26	at Vanderbilt	8.0	5	4	4	1	6	1	0	2	2	0	0	0	0	0-4	27-15	6	4.16
*Apr 27	at Vanderbilt	9.0	8	4	3	3	9	2	0	1	1	0	1	1	0	7-4	28-15	7	4.13
*Apr 28	at Vanderbilt	9.0	8	7	7	4	12	3	0	1	0	1	2	0	0	8-7	29-15	8	4.20
May 01	vs Ole Miss	9.0	5	1	1	5	14	0	0	1	0	0	1	1	0	5-1	30-15	8	4.13
*May 03	ALABAMA	7.0	9	3	3	3	10	1	0	0	0	0	1	0	0	13-3	31-15	8	4.12
*May 04	ALABAMA	9.0	8	1	1	0	8	2	0	1	0	0	3	1	0	8-1	32-15	8	4.05
*May 05	ALABAMA	9.0	12	10	9	4	11	0	0	2	0	0	3	0	0	5-10	32-16	8	4.16
*May 10	at Arkansas	8.0	10	7	7	1	7	0	0	2	1	0	0	0	0	5-7	32-17	8	4.23
*May 11	at Arkansas	9.0	9	5	3	4	6	2	0	1	0	0	0	0	0	8-5	33-17	9	4.20
*May 12	at Arkansas	8.0	8	9	9	3	7	3	0	3	1	0	1	0	0	6-9	33-18	9	4.31
May 14	NORTH ALABAMA	9.0	8	4	4	1	11	3	0	1	0	0	1	0	0	8-4	34-18	9	4.30
*May 16	MISSOURI	9.0	7	3	3	3	15	1	0	3	0	0	0	0	0	4-3	35-18	10	4.28
*May 17	MISSOURI	9.0	5	2	2	2	10	0	0	2	0	0	1	0	0	8-2	36-18	10	4.24
*May 18	MISSOURI	9.0	7	4	3	5	10	1	0	1	1	0	2	1	0	3-4	36-19	10	4.21
May 21	vs Ole Miss	9.0	3	1	1	2	14	0	0	1	0	0	0	0	1	2-1	37-19	10	4.15
May 22	vs Texas AM	9.0	5	3	3	3	7	3	0	0	0	1	1	0	0	5-3	38-19	11	4.13
May 23	vs Vanderbilt	9.0	7	4	4	3	15	1	0	0	1	0	1	1	0	3-4	38-20	11	4.13
May 24	vs Tennessee	9.0	10	6	5	7	6	1	0	1	0	0	1	0	0	5-6	38-21	11	4.15
May 31	vs St. John's	10.0	8	2	2	0	11	2	0	0	0	0	1	0	0	5-2	39-21	11	4.10
Jun 01	at Virginia	8.1	8	5	5	3	7	1	1	0	0	0	0	1	0	4-5	39-22	11	4.12
Jun 02	vs St. John's	9.0	11	5	3	3	8	2	0	0	0	0	0	3	0	13-5	40-22	11	4.10
Jun 02	at Virginia	9.0	10	9	8	5	12	1	0	0	2	0	0	0	0	2-9	40-23	11	4.17
Totals		553.0	481	277	256	217	639	85	4	63	28	4	53	31	11	423-277	40-23	11	4.17



2025 GAME-BY-GAME STARTERS (BATTING ORDER)

DATE	OPPONENT	1	2	3	4	5	6	7	8	9	SP
2/14	Manhattan - G1										
2/14	Manhattan - G2										
2/16	Manhattan										
2/18	at Southern Miss										
2/21	Missouri State										
2/22	Missouri State										
2/23	Missouri State										
2/25	Troy										
2/28	vs. Rice (3)										
3/1	vs. Arizona (3)										
3/2	vs. Oklahoma State (3)										
3/4	Southern Miss										
3/7	Queens										
3/8	Queens										
3/9	Queens										
3/11	vs. Old Dominion (2)										
3/12	vs. Nicholls State (2)										
3/14	Texas*										
3/15	Texas*										
3/16	Texas*										
3/18	Jackson State										
3/21	at Oklahoma*										
3/22	at Oklahoma*										
3/23	at Oklahoma*										
3/25	Samford										
3/27	at LSU*										
3/28	at LSU*										
3/29	at LSU*										
4/1	at Memphis										
4/4	South Carolina*										
4/5	South Carolina*										
4/6	South Carolina*										
4/8	at UAB										
4/11	at Alabama*										
4/12	at Alabama*										
4/13	at Alabama*										
4/15	Southern										
4/17	Florida*										
4/18	Florida*										
4/19	Florida*										
4/22	vs. Ole Miss (1)										
4/25	at Auburn*										
4/26	at Auburn*										
4/27	at Auburn*										
4/29	Memphis										
5/2	Kentucky*										
5/3	Kentucky*										
5/4	Kentucky*										
5/9	Ole Miss*										
5/10	Ole Miss*										
5/11	Ole Miss*										
5/13	North Alabama										
5/15	at Missouri*										
5/16	at Missouri*										
5/17	at Missouri*										

* - Southeastern Conference game | (1) - Trustmark Park; Pearl, Miss. | (2) - Kessler Federal Park; Biloxi, Miss. | (3) - Daikin Park; Houston, Texas


2025 GAME-BY-GAME STARTERS (POSITION)

DATE	OPPONENT	C	1B	2B	3B	SS	LF	CF	RF	DH	SP
2/14	Manhattan - G1										
2/14	Manhattan - G2										
2/16	Manhattan										
2/18	at Southern Miss										
2/21	Missouri State										
2/22	Missouri State										
2/23	Missouri State										
2/25	Troy										
2/28	vs. Rice (3)										
3/1	vs. Arizona (3)										
3/2	vs. Oklahoma State (3)										
3/4	Southern Miss										
3/7	Queens										
3/8	Queens										
3/9	Queens										
3/11	vs. Old Dominion (2)										
3/12	vs. Nicholls State (2)										
3/14	Texas*										
3/15	Texas*										
3/16	Texas*										
3/18	Jackson State										
3/21	at Oklahoma*										
3/22	at Oklahoma*										
3/23	at Oklahoma*										
3/25	Samford										
3/27	at LSU*										
3/28	at LSU*										
3/29	at LSU*										
4/1	at Memphis										
4/4	South Carolina*										
4/5	South Carolina*										
4/6	South Carolina*										
4/8	at UAB										
4/11	at Alabama*										
4/12	at Alabama*										
4/13	at Alabama*										
4/15	Southern										
4/17	Florida*										
4/18	Florida*										
4/19	Florida*										
4/22	vs. Ole Miss (1)										
4/25	at Auburn*										
4/26	at Auburn*										
4/27	at Auburn*										
4/29	Memphis										
5/2	Kentucky*										
5/3	Kentucky*										
5/4	Kentucky*										
5/9	Ole Miss*										
5/10	Ole Miss*										
5/11	Ole Miss*										
5/13	North Alabama										
5/15	at Missouri*										
5/16	at Missouri*										
5/17	at Missouri*										


* - Southeastern Conference game | (1) - Trustmark Park; Pearl, Miss. | (2) - Kessler Federal Park; Biloxi, Miss. | (3) - Daikin Park; Houston, Texas



2025 TV/MEDIA ROSTER



2 | Sawyer Reeves
IF | R/R | Sr./Sr.
Lugoff, S.C.




3 | Ace Reese
IF | L/R | So./So.
Canton, Texas



4 | Mikhail Grant
RHP | R/R | So./Fr.
Stockbridge, Ga.



5 | Aaron Downs
IF/OF | R/R | Sr./Sr.
Pella, Iowa



6 | Landis Davila
OF | L/R | Fr./Fr.
Farragut, Tenn.




7 | Reed Stallman
IF | L/R | Sr./Sr.
Robins, Iowa



8 | Charlie Foster
LHP | R/L | Fr./Fr.
Snellville, Ga.



9 | Pico Kohn
LHP | L/L | Sr./Jr.
Verben, Ala.



10 | Dylan Cupp
IF | R/R | So./So.
Cedartown, Ga.




11 | Duke Stone
RHP | R/R | Fr./Fr.
Uvalda, Ga.



12 | Evan Siary
RHP | R/R | Jr./Jr.
Columbus, Miss.




13 | Nate Chester
IF | R/R | Sr./Sr.
Kansas City, Mo.



14 | Cade O'Leary
RHP | R/R | Fr./Fr.
Knoxville, Tenn.



15 | Luke Dotson
LHP | L/L | So./So.
Marietta, Ga.



16 | Braden Booth
IF/RHP | R/R | Fr./Fr.
Madison, Ala.



17 | Stone Simmons
RHP | R/R | Gr./Sr.
Houston, Texas



18 | Noah Sullivan
DH/RHP | R/R | Sr./Sr.
Orlando, Fla.




19 | Robert Fortenberry
LHP | L/L | Jr./Jr.
Frisco, Texas




22 | Ross Highfill
C | R/R | Jr./So.
Madison, Miss.



23 | Jackson Owen
C | R/R | Sr./Jr.
Starkville, Miss.




25 | Bradley Loftin
LHP | L/L | Jr./Jr.
Southaven, Miss.



26 | Chase Hungate
RHP | L/R | Sr./Sr.
Abingdon, Va.



27 | Gavin Black
RHP | L/R | Jr./Jr.
Bogart, Ga.



28 | Ryan McPherson
RHP | R/R | Fr./Fr.
Hollywood, Fla.




29 | Nate Williams
RHP | R/R | Sr./Jr.
Acworth, Ga.




30 | Jacob Pruitt
RHP | R/R | Jr./Jr.
Yorktown, Ind.



31 | Karson Ligon
RHP | R/R | Sr./Sr.
Sarasota, Fla.



32 | Michael O'Brien
OF | L/L | So./So.
River Ridge, La.



34 | Gehrig Frei
IF | S/R | Sr./Jr.
Alpharetta, Ga.



35 | Ben Davis
RHP/C | R/R | Jr./Jr.
Booneville, Miss.



36 | Nolan Stevens
IF/OF/LHP | L/L | So./So.
Elk Grove, Calif.



38 | Bryce Chance
OF | R/R | Sr./Jr.
Ridgeland, Miss.



41 | Ethan Pulliam
IF/OF | R/R | So./So.
Starkville, Miss.



42 | Jack Gleason
RHP | R/R | Fr./Fr.
Germantown, Tenn.




43 | Steven Spalitta
IF/C | L/R | So./So.
Mandeville, La.



44 | Hunter Hines
IF/OF | L/R | Sr./Sr.
Madison, Miss.



45 | Dane Burns
LHP | R/L | Fr./Fr.
Celina, Texas



47 | JT Schnoor
RHP | R/R | Jr./Jr.
Pascagoula, Miss.




48 | Kevin Mannell
RHP | R/R | Jr./Jr.
Topeka, Kan.



49 | Gatlin Sanders
IF/OF | L/R | Jr./Jr.
Madison, Miss.



52 | Lukas Buckner
IF | L/R | Fr./Fr.
Knoxville, Tenn.



55 | Joe Powell
C | R/R | Gr./Sr.
Mason, Ohio



HITTER PROFILES

2 SAWYER REEVES

INF | R/R | SR. | 6-3 | 205
LUGOFF, S.C. / THE CITADEL

QUICK HITS

- Team Barber
- 2023 Second-Team All-Southern Conference
- Finished second on the team with a .304 batting average last season (The Citadel)
- Fourth hardest player to strikeout in SoCon with 22 strikeouts through 191 plate appearances

SINGLE GAME CAREER HIGHS

At Bats	6	2x last at Western California (5/12/2023)*
Hits	4	at Charleston Southern (4/25/2023)*
Runs Scored	4	at Charleston Southern (4/25/2023)*
Runs Batted In	4	2x last vs St. Bonaventure (2/16/2024)*
Doubles	2	3x last vs South Carolina (4/16/2024)*
Triples	1	2x last vs Akron (2/25/2024)*
Home Runs	1	9x last at Mercer (5/18/2024)*
Walks	3	last vs Delaware State (2/17/2023)*
Stolen Bases	2	3x last at Charleston Southern (4/25/2023)*

*Career highs from The Citadel

MISCELLANEOUS STATS

	2025	CAREER
2 Hit Game	--	39
3 Hit Game	--	7
4+ Hit Game	--	1
2 RBI Game	--	12
3 RBI Game	--	6
4+ RBI Game	--	2

REEVES' GAME-BY-GAME HITTING STATS

DATE	OPP	POS	AB	R	H	RBI	2B	3B	HR	BB	K	SB	CS	AVG
TOTALS			0	0	0	0	0	0	0	0	0	0	0	.000

CAREER HITTING STATS

YEAR	AVG	GP-GS	AB	R	H	2B	3B	HR	RBI	TB	SLG%	BB	HP	SO	GDP	OB%	SF	SH
2022*	.273	47-41	150	26	41	6	0	0	18	47	.313	16	0	19	4	.343	0	2
2023*	.314	54-54	210	49	66	16	1	4	37	96	.457	20	3	27	3	.377	3	4
2024*	.304	48-48	191	34	58	10	1	5	31	85	.445	19	4	22	3	.377	1	0
2025																		
TOTAL	.299	149-143	551	109	165	32	2	9	86	228	.414	55	7	68	10	.368	4	6

*Statistics from The Citadel

3 ACE REESE

INF | L/R | SO. | 6-3 | 200
CANTON, TX / UNIVERSITY OF HOUSTON

QUICK HITS

- Selected to the All-Big 12 Freshman Team (2024)
- Tied Houston's school record with four triples in a single season last season
- Ranked fifth among Big 12 freshmen with seven home runs

SINGLE GAME CAREER HIGHS

At Bats	5	7x last vs UT Arlington (4/28/2024)*
Hits	3	at Texas A&M (4/23/2024)*
Runs Scored	3	vs St John's (2/23/2024)*
Runs Batted In	3	3x last vs Nicholls (5/7/2024)*
Doubles	2	vs Southern (4/17/2024)*
Triples	1	4x last at Sam Houston (4/9/2024)*
Home Runs	1	7x last vs Nicholls (5/7/2024)*
Walks	3	vs Texas (4/14/2024)*
Stolen Bases	1	5x last at Texas Tech (4/6/2024)*

*Career highs from Houston

MISCELLANEOUS STATS

	2025	CAREER
2 Hit Game	--	8
3 Hit Game	--	1
4+ Hit Game	--	--
2 RBI Game	--	6
3 RBI Game	--	3
4+ RBI Game	--	--

REESE' GAME-BY-GAME HITTING STATS

DATE	OPP	POS	AB	R	H	RBI	2B	3B	HR	BB	K	SB	CS	AVG
TOTALS			0	0	0	0	0	0	0	0	0	0	0	.000

CAREER HITTING STATS

YEAR	AVG	GP-GS	AB	R	H	2B	3B	HR	RBI	TB	SLG%	BB	HP	SO	GDP	OB%	SF	SH
2024*	.278	48-42	162	33	45	8	4	7	34	82	.506	29	3	37	4	.395	1	0
2025																		
TOTAL	.278	48-42	162	33	45	8	4	7	34	82	.506	29	3	37	4	.395	1	0

*Statistics from Houston



HITTER PROFILES

5 AARON DOWNS

INF/OF | R/R | SR. | 6-0 | 210
PELLA, IOWA / HERITAGE ACADEMY

QUICK HITS

- Ended the season on a five game hit streak

SINGLE GAME CAREER HIGHS

At Bats	5	5x last at Arkansas (5/10/24)
Hits	4	vs LSU (3/17/24)
Runs Scored	3	vs. Arkansas State (3/21/23)
Runs Batted In	3	vs Memphis (3/19/24)
Doubles	1	4x last at Arkansas (5/12/24)
Triples	--	--
Home Runs	--	--
Walks	2	vs. Arkansas State (3/21/23)
Stolen Bases	--	--

MISCELLANEOUS STATS

	2025	CAREER
2 Hit Game	--	7
3 Hit Game	--	1
4+ Hit Game	--	1
2 RBI Game	--	2
3 RBI Game	--	1
4+ RBI Game	--	--

DOWNS' GAME-BY-GAME HITTING STATS

DATE	OPP	POS	AB	R	H	RBI	2B	3B	HR	BB	K	SB	CS	AVG
TOTALS			0	0	0	0	0	0	0	0	0	0	0	.000

CAREER HITTING STATS

YEAR	AVG	GP-GS	AB	R	H	2B	3B	HR	RBI	TB	SLG%	BB	HP	SO	GDP	OB%	SF	SH
2022	.206	18-7	34	5	7	3	0	0	2	10	.294	4	1	15	0	.308	0	1
2023	.261	19-2	23	4	6	0	0	0	1	6	.261	5	0	9	1	.393	0	0
2024	.305	30-24	95	16	29	4	0	0	9	33	.347	13	1	31	3	.394	0	2
2025																		
TOTAL	.276	67-33	152	25	42	7	0	0	12	49	.322	22	2	55	4	.375	0	3

6 LANDIS DAVILA

OF | L/R | FR. | 6-3 | 200
FARRAGUT, TENN. / FARRAGUT HS

QUICK HITS

- Won three state titles with Farragut High School (2022,2023,2024)
- Earned MVP honors in the 2024 season
- Named All-State member in 2022, 2023, and 2024

SINGLE GAME CAREER HIGHS

At Bats	--	--
Hits	--	--
Runs Scored	--	--
Runs Batted In	--	--
Doubles	--	--
Triples	--	--
Home Runs	--	--
Walks	--	--
Stolen Bases	--	--

MISCELLANEOUS STATS

	2025	CAREER
2 Hit Game	--	--
3 Hit Game	--	--
4+ Hit Game	--	--
2 RBI Game	--	--
3 RBI Game	--	--
4+ RBI Game	--	--

DAVILA'S GAME-BY-GAME HITTING STATS

DATE	OPP	POS	AB	R	H	RBI	2B	3B	HR	BB	K	SB	CS	AVG
TOTALS			0	0	0	0	0	0	0	0	0	0	0	.000

CAREER HITTING STATS

YEAR	AVG	GP-GS	AB	R	H	2B	3B	HR	RBI	TB	SLG%	BB	HP	SO	GDP	OB%	SF	SH
2025																		
TOTAL	.000	0-0	0	0	0	0	0	0	0	0	.000	0	0	0	0	.000	0	0



HITTER PROFILES

7 REED STALLMAN

INF | L/R | SR. | 6-3 | 220
ROBBINS, IOWA / CAMPBELL

QUICK HITS

- His 15 home runs and 13 HBP ranked third among Campbell
- Drew 13 walks in Campbell's first six games
- Ranked second on the team with 53 RBIs
- Recorded just three errors with 364 putouts to grab a .992 fielding percentage last season

SINGLE GAME CAREER HIGHS

At Bats	5	9x last William and Mary(5/16/24)*
Hits	3	William and Mary (5/16/24)*
Runs Scored	4	Ohio (2/24/24)*
Runs Batted In	4	William and Mary (5/17/24)*
Doubles	1	6x last at UNCW (5/5/24)*
Triples	--	--
Home Runs	2	at Monmouth (5/12/2024)*
Walks	3	3x last at Hofstra (4/21/2024)*
Stolen Bases	1	8x last William and Mary (5/16/24)*

*Career highs from Campbell

MISCELLANEOUS STATS

	2025	CAREER
2 Hit Game		7
3 Hit Game		1
4+ Hit Game		--
2 RBI Game		9
3 RBI Game		6
4+ RBI Game		1

STALLMAN'S GAME-BY-GAME HITTING STATS

DATE	OPP	POS	AB	R	H	RBI	2B	3B	HR	BB	K	SB	CS	AVG
TOTALS			0	0	0	0	0	0	0	0	0	0	0	.000

CAREER HITTING STATS

YEAR	AVG	GP-GS	AB	R	H	2B	3B	HR	RBI	TB	SLG%	BB	HP	SO	GDP	OB%	SF	SH
2024*	.239	47-47	159	48	38	6	0	15	53	89	.560	47	13	43	0	.441	3	1
2025																		
TOTAL	.239	47-47	159	48	36	6	0	15	53	89	.560	47	13	43	0	.441	3	1

*Statistics from Campbell

10 DYLAN CUPP

INF | R/R | SO. | 6-0 | 181
CEDARTOWN, GA. / CEDARTOWN HS

QUICK HITS

- Set a career-high with four hits against Evansville on March 10, 2024
- Recorded four multi-RBI games in 2024

SINGLE GAME CAREER HIGHS

At Bats	5	vs Evansville (3/10/24)
Hits	4	vs. Evansville (3/10/24)
Runs Scored	2	3x last vs.Evansville (3/10/24)
Runs Batted In	3	vs. Evansville (3/10/24)
Doubles	1	4x last vs.Evansville (3/10/24)
Triples	--	--
Home Runs	--	--
Walks	3	vs. Air Force (2/16/24)
Stolen Bases	1	4x last vs.Evansville (3/10/24)

MISCELLANEOUS STATS

	2025	CAREER
2 Hit Game	--	1
3 Hit Game	--	--
4+ Hit Game	--	1
2 RBI Game	--	3
3 RBI Game	--	1
4+ RBI Game	--	--

CUPP'S GAME-BY-GAME HITTING STATS

DATE	OPP	POS	AB	R	H	RBI	2B	3B	HR	BB	K	SB	CS	AVG
TOTALS			0	0	0	0	0	0	0	0	0	0	0	.000

CAREER HITTING STATS

YEAR	AVG	GP-GS	AB	R	H	2B	3B	HR	RBI	TB	SLG%	BB	HP	SO	GDP	OB%	SF	SH
2024	.258	22-21	66	13	17	4	0	0	13	21	.318	11	1	14	1	.367	1	5
2025																		
TOTAL	.258	22-21	66	13	17	4	0	0	13	21	.318	11	1	14	1	.367	1	5



HITTER PROFILES

13 NATE CHESTER

INF | R/R | SR. | 6-2 | 190
KANSAS CITY, MO. / JOHN A. LOGAN CC

QUICK HITS

- Made 26 appearances with eight starts at third base last season
- Ended the season with .206 batting average

SINGLE GAME CAREER HIGHS

At Bats	5	at Florida (3/30/24)
Hits	1	10x last vs Vanderbilt (5/23/24)
Runs Scored	1	9x last at Arkansas (5/10/24)
Runs Batted In	1	4x last vs Vanderbilt (5/23/24)
Doubles	1	2x last vs Missouri (5/18/24)
Triples	--	--
Home Runs	--	--
Walks	3	vs. Austin Peay (2/21/24)
Stolen Bases	--	--

MISCELLANEOUS STATS

	2025	CAREER
2 Hit Game	--	--
3 Hit Game	--	--
4+ Hit Game	--	--
2 RBI Game	--	--
3 RBI Game	--	--
4+ RBI Game	--	--

CHESTER'S GAME-BY-GAME HITTING STATS

DATE	OPP	POS	AB	R	H	RBI	2B	3B	HR	BB	K	SB	CS	AVG
TOTALS			0	0	0	0	0	0	0	0	0	0	0	.000

CAREER HITTING STATS

YEAR	AVG	GP-GS	AB	R	H	2B	3B	HR	RBI	TB	SLG%	BB	HP	SO	GDP	OB%	SF	SH
2023	.211	15-4	19	2	4	1	0	0	2	5	.263	2	2	4	0	.348	0	0
2024	.206	28-8	34	7	7	2	0	0	3	9	.265	10	0	7	1	.386	0	1
2025																		
TOTAL	.208	43-12	53	9	11	3	0	0	5	14	.264	12	2	11	1	.373	0	1

22 ROSS HIGHFILL

C | R/R | SO. | 6-0 | 200
MADISON, MISS. / MADISON CENTRAL HS

QUICK HITS

- Collected seven multiple RBI games in 2023
- Hit three home runs against Lipscomb in 2023, the first Dawg to do this since 2017
- In the 2023 series at Alabama, Highfill batted .545 collecting five RBIs, three home runs and a walk

SINGLE GAME CAREER HIGHS

At Bats	5	5x last at Alabama (4/6/23)
Hits	3	3x last at Alabama (4/6/23)
Runs Scored	3	2x last at Auburn (4/23/23)
Runs Batted In	4	2x last at Alabama (4/6/23)
Doubles	2	vs. ULM (2/22/23)
Triples	--	--
Home Runs	3	vs. Lipscomb (3/11/23)
Walks	3	at Auburn (4/23/23)
Stolen Bases	1	2x last at Auburn (4/23/23)

MISCELLANEOUS STATS

	2025	CAREER
2 Hit Game	--	3
3 Hit Game	--	3
4+ Hit Game	--	--
2 RBI Game	--	5
3 RBI Game	--	--
4+ RBI Game	--	2

HIGHFILL'S GAME-BY-GAME HITTING STATS

DATE	OPP	POS	AB	R	H	RBI	2B	3B	HR	BB	K	SB	CS	AVG
TOTALS			0	0	0	0	0	0	0	0	0	0	0	.000

CAREER HITTING STATS

YEAR	AVG	GP-GS	AB	R	H	2B	3B	HR	RBI	TB	SLG%	BB	HP	SO	GDP	OB%	SF	SH
2023	.231	39-36	121	25	28	8	0	9	28	63	.521	12	3	38	5	.312	2	4
2024	.100	4-3	10	1	1	0	0	0	2	1	.100	1	1	4	0	.214	2	0
2025																		
TOTAL	.221	43-39	131	26	29	8	0	9	30	64	.489	13	4	42	5	.303	4	4



HITTER PROFILES

23 JACKSON OWEN

C | R/R | SR. | 5-10 | 199
STARKVILLE, MISS. / NE MISSISSIPPI CC

QUICK HITS

- NJCAA Gold Glove winning catcher in 2023
- During his redshirt season in 2024, was the Diamond Dawgs first base coach

SINGLE GAME CAREER HIGHS

At Bats	--	--
Hits	--	--
Runs Scored	--	--
Runs Batted In	--	--
Doubles	--	--
Triples	--	--
Home Runs	--	--
Walks	--	--
Stolen Bases	--	--

MISCELLANEOUS STATS

	2025	CAREER
2 Hit Game	--	--
3 Hit Game	--	--
4+ Hit Game	--	--
2 RBI Game	--	--
3 RBI Game	--	--
4+ RBI Game	--	--

OWEN'S GAME-BY-GAME HITTING STATS

DATE	OPP	POS	AB	R	H	RBI	2B	3B	HR	BB	K	SB	CS	AVG
TOTALS			0	0	0	0	0	0	0	0	0	0	0	.000

CAREER HITTING STATS

YEAR	AVG	GP-GS	AB	R	H	2B	3B	HR	RBI	TB	SLG%	BB	HP	SO	GDP	OB%	SF	SH
2024																		
2025																		
TOTAL	.000	0-0	0	0	0	0	0	0	0	0	.000	0	0	0	0	.000	0	0

32 MICHAEL O'BRIEN

OF | L/L | SO. | 6-0 | 185
RIVER RIDGE, LA. / JOHN CURTIS CHRISTIAN

QUICK HITS

- Drew his first plate appearances as a Dawg on March 10 and drew a walk

SINGLE GAME CAREER HIGHS

At Bats	2	3x last North Alabama (5/14/24)
Hits	1	North Alabama (5/14/24)
Runs Scored	2	North Alabama (5/14/24)
Runs Batted In	1	Alcorn State (4/16/24)
Doubles	--	--
Triples	--	--
Home Runs	--	--
Walks	2	North Alabama (5/14/24)
Stolen Bases	1	Evansville (3/10/24)

MISCELLANEOUS STATS

	2025	CAREER
2 Hit Game	--	--
3 Hit Game	--	--
4+ Hit Game	--	--
2 RBI Game	--	--
3 RBI Game	--	--
4+ RBI Game	--	--

O'BRIEN'S GAME-BY-GAME HITTING STATS

DATE	OPP	POS	AB	R	H	RBI	2B	3B	HR	BB	K	SB	CS	AVG
TOTALS			0	0	0	0	0	0	0	0	0	0	0	.000

CAREER HITTING STATS

YEAR	AVG	GP-GS	AB	R	H	2B	3B	HR	RBI	TB	SLG%	BB	HP	SO	GDP	OB%	SF	SH
2024	.125	23-2	8	4	1	0	0	0	1	1	.125	5	0	1	0	.462	0	0
2025																		
TOTAL	.125	23-2	8	4	1	0	0	0	1	1	.125	5	0	1	0	.462	0	0



HITTER PROFILES

34 GEHRIG FREI

INF | S/R | SR. | 6-1 | 200
ALPHARETTA, GA. / NORTH ALABAMA

QUICK HITS

- 2024 CSC Academic All-District
- 2024 Third Team All-ASUN (3B)
- Recorded a team-high .320 batting average in 2024
- Led the Lions with homers (15), hits (66), runs scored (51) and RBIs (49) in 2024

SINGLE GAME CAREER HIGHS

At Bats	6	4x last at Bellarmine (4/14/2024)*
Hits	5	2x last at Bellarmine (4/14/2024)*
Runs Scored	4	2x last vs Samford (5/1/2024)*
Runs Batted In	6	2x last vs Samford (5/1/2024)*
Doubles	2	2x last at Bellarmine (4/16/2024)*
Triples	--	--
Home Runs	2	last vs Samford (5/1/2024)*
Walks	3	at Bellarmine (4/13/2024)*
Stolen Bases	1	3x last vs UT Martin (3/10/2024)*

*Career highs from North Alabama

MISCELLANEOUS STATS

	2025	CAREER
2 Hit Game	--	27
3 Hit Game	--	9
4+ Hit Game	--	1
2 RBI Game	--	6
3 RBI Game	--	6
4+ RBI Game	--	5

FREI'S GAME-BY-GAME HITTING STATS

DATE	OPP	POS	AB	R	H	RBI	2B	3B	HR	BB	K	SB	CS	AVG
TOTALS			0	0	0	0	0	0	0	0	0	0	0	.000

CAREER HITTING STATS

YEAR	AVG	GP-GS	AB	R	H	2B	3B	HR	RBI	TB	SLG%	BB	HP	SO	GDP	OB%	SF	SH
2023*	.293	51-51	193	32	58	13	0	7	31	92	.465	22	4	40	3	.373	1	2
2024*	.320	54-54	206	51	66	12	0	15	49	123	.597	25	11	26	7	.420	1	0
2025																		
TOTAL	.311	105-105	399	83	124	25	0	22	80	215	.532	47	15	66	7	.397	2	2

*Statistics from North Alabama

38 BRYCE CHANCE

OF | R/R | SR. | 5-10 | 180
RIDGELAND, MISS. / MADISON-RIDGELAND ACADEMY

QUICK HITS

- Is 6-for-9 stolen bases on the season
- Went 5-for-12 at the plate vs. Air Force (2/16-18)
- Hardest player to strike out in the SEC
- Ninth best SEC only batting average (.373)
- Hitting .533 over the Dawgs last five games

SINGLE GAME CAREER HIGHS

At Bats	6	at Ole Miss (4/13/24)
Hits	3	4x last vs. Missouri (5/18/24)
Runs Scored	2	9x last vs Texas A&M (5/22/24)
Runs Batted In	4	2x last vs LSU (3/16/24)
Doubles	1	15x last vs Missouri (5/18/24)
Triples	1	vs Missouri (5/16/24)
Home Runs	1	8x last vs Missouri (5/16/24)
Walks	3	vs. Austin Peay (2/21/24)
Stolen Bases	2	vs. Southern Miss (3/5/24)

MISCELLANEOUS STATS

	2025	CAREER
2 Hit Game	--	20
3 Hit Game	--	4
4+ Hit Game	--	--
2 RBI Game	--	8
3 RBI Game	--	4
4+ RBI Game	--	2

CHANCE'S GAME-BY-GAME HITTING STATS

DATE	OPP	POS	AB	R	H	RBI	2B	3B	HR	BB	K	SB	CS	AVG
TOTALS			0	0	0	0	0	0	0	0	0	0	0	.000

CAREER HITTING STATS

YEAR	AVG	GP-GS	AB	R	H	2B	3B	HR	RBI	TB	SLG%	BB	HP	SO	GDP	OB%	SF	SH
2023	.330	36-27	100	24	33	4	0	2	22	43	.430	20	2	15	3	.444	2	1
2024	.286	61-57	217	36	62	11	1	6	36	93	.429	26	6	18	5	.370	5	0
2025																		
TOTAL	.300	97-84	317	60	95	15	1	8	58	136	.429	46	8	33	8	.394	7	1



HITTER PROFILES

41 ETHAN PULLIAM

INF/OF | R/R | SO. | 6-1 | 180
STARKVILLE, MISS. / STARKVILLE HS

QUICK HITS

- Made Diamond Dawgs debut vs. Air Force (2/18)
- Made first career start April 16 vs. Alcorn State
- Hitting .467 over the last five games
- Has three multi-hit games

SINGLE GAME CAREER HIGHS

At Bats	4	5x last at Arkansas (5/12/24)
Hits	3	at Arkansas (5/12/24)
Runs Scored	1	7x last at Arkansas (5/12/24)
Runs Batted In	4	at Arkansas (5/12/24)
Doubles	2	at Arkansas (5/12/24)
Triples	--	--
Home Runs	1	at Arkansas (5/12/24)
Walks	2	at Arkansas (5/11/24)
Stolen Bases	1	at Memphis (4/23/24)

MISCELLANEOUS STATS

	2025	CAREER
2 Hit Game	--	4
3 Hit Game	--	1
4+ Hit Game	--	--
2 RBI Game	--	--
3 RBI Game	--	--
4+ RBI Game	--	1

SPALLITA' GAME-BY-GAME HITTING STATS

DATE	OPP	POS	AB	R	H	RBI	2B	3B	HR	BB	K	SB	CS	AVG
TOTALS			0	0	0	0	0	0	0	0	0	0	0	.000

CAREER HITTING STATS

YEAR	AVG	GP-GS	AB	R	H	2B	3B	HR	RBI	TB	SLG%	BB	HP	SO	GDP	OB%	SF	SH
2024	.227	27-20	66	7	15	5	0	1	11	23	.348	8	0	13	0	.307	1	0
2025																		
TOTAL	.227	27-20	66	7	15	5	0	1	11	23	.348	8	0	13	0	.307	1	0

43 STEVEN SPALLITA

INF/C | L/R | SO. | 6-0 | 185
MANDEVILLE, LA. / FONTAIN BLEU HS

QUICK HITS

- Made Bulldog debut vs. Jackson State (2/27)
- Collected his first Bulldogs hit on March 9
- Made first start of his career Tuesday night at Samford

SINGLE GAME CAREER HIGHS

At Bats	3	at Ole Miss (4/13/24)
Hits	1	vs Evansville (3/9/24)
Runs Scored	--	--
Runs Batted In	--	--
Doubles	--	--
Triples	--	--
Home Runs	--	--
Walks	1	vs. Central Arkansas (4/2/24)
Stolen Bases	--	--

MISCELLANEOUS STATS

	2025	CAREER
2 Hit Game	--	--
3 Hit Game	--	--
4+ Hit Game	--	--
2 RBI Game	--	--
3 RBI Game	--	--
4+ RBI Game	--	--

SPALLITA'S GAME-BY-GAME HITTING STATS

DATE	OPP	POS	AB	R	H	RBI	2B	3B	HR	BB	K	SB	CS	AVG
TOTALS			0	0	0	0	0	0	0	0	0	0	0	.000

CAREER HITTING STATS

YEAR	AVG	GP-GS	AB	R	H	2B	3B	HR	RBI	TB	SLG%	BB	HP	SO	GDP	OB%	SF	SH
2024	.100	8-3	10	0	1	0	0	0	0	1	.100	1	1	3	0	.250	0	0
2025																		
TOTAL	.100	8-3	10	0	1	0	0	0	0	1	.100	1	1	3	0	.250	0	0



HITTER PROFILES

44 HUNTER HINES

INF/OF | L/R | SR. | 6-3 | 209
MADISON, MISS. / MADISON CENTRAL HS

QUICK HITS

- Tied for sixth in program history with 22 home runs in a single season in 2023
- Has the fifth most homers in program history with 54 career home runs
- Currently 14 home runs away from passing Rafael Palmeiro for most home runs at MSU
- 13 RBIs shy of cracking the MSU Top 10 for career RBIs

SINGLE GAME CAREER HIGHS

At Bats	6	4x last vs Memphis (3/19/24)
Hits	4	vs. South Carolina (3/31/23)
Runs Scored	4	vs. Georgia (3/20/22)
Runs Batted In	5	2x last at Vanderbilt (4/27/24)
Doubles	2	vs. Lipscomb (3/10/23)
Triples	1	vs. Northern Kentucky (2/25/22)
Home Runs	2	6x last vs Alabama (5/3/24)
Walks	3	vs. Memphis (3/29/22)
Stolen Bases	1	vs. Evansville (3/8/24)

MISCELLANEOUS STATS

	2025	CAREER
2 Hit Game	--	31
3 Hit Game	--	18
4+ Hit Game	--	1
2 RBI Game	--	16
3 RBI Game	--	13
4+ RBI Game	--	11

HINES' GAME-BY-GAME HITTING STATS

DATE	OPP	POS	AB	R	H	RBI	2B	3B	HR	BB	K	SB	CS	AVG
TOTALS			0	0	0	0	0	0	0	0	0	0	0	.000

CAREER HITTING STATS

YEAR	AVG	GP-GS	AB	R	H	2B	3B	HR	RBI	TB	SLG%	BB	HP	SO	GDP	OB%	SF	SH
2022	.300	56-56	210	51	63	13	1	16	52	126	.600	29	4	58	4	.393	1	0
2023	.297	52-52	202	44	60	12	0	22	61	138	.683	23	4	64	3	.375	3	0
2024	.257	63-63	249	41	64	9	0	16	56	121	.486	33	2	74	4	.346	2	0
2025																		
TOTAL	.283	171-171	661	136	187	34	1	54	169	385	.582	85	10	196	11	.370	6	0

49 GATLIN SANDERS

INF/OF | L/R | JR. | 5-11 | 175
MADISON, MISS. / JONES CC

QUICK HITS

- His .356 batting average ranked second on the team at Jones
- 21 of his 67 hits went for extra-bases; 20 doubles and a triple
- Led the team with 21 stolen bases last season

SINGLE GAME CAREER HIGHS

At Bats	--	--
Hits	--	--
Runs Scored	--	--
Runs Batted In	--	--
Doubles	--	--
Triples	--	--
Home Runs	--	--
Walks	--	--
Stolen Bases	--	--

MISCELLANEOUS STATS

	2025	CAREER
2 Hit Game	--	--
3 Hit Game	--	--
4+ Hit Game	--	--
2 RBI Game	--	--
3 RBI Game	--	--
4+ RBI Game	--	--

SANDERS' GAME-BY-GAME HITTING STATS

DATE	OPP	POS	AB	R	H	RBI	2B	3B	HR	BB	K	SB	CS	AVG
TOTALS			0	0	0	0	0	0	0	0	0	0	0	.000

CAREER HITTING STATS

YEAR	AVG	GP-GS	AB	R	H	2B	3B	HR	RBI	TB	SLG%	BB	HP	SO	GDP	OB%	SF	SH
2025																		
TOTAL	.000	0-0	0	0	0	0	0	0	0	0	.000	0	0	0	0	.000	0	0



HITTER PROFILES

52 LUKAS BUCKNER

INF | L/R | FR. | 5-9 | 170
KNOXVILLE, TENN. / FARRAGUT HS

QUICK HITS

- Ended his senior year as the Tennessee state runner-up for most career hits (246)
- Earned three state championships (2022, 2023, 2024) for Farragut High School
- Honored as 5 Star Preps Player of the Year in 2022
- Ranked as the fourth-best shortstop in Tenn. and 17th ranked player overall by Perfect Game

SINGLE GAME CAREER HIGHS

At Bats	--	--
Hits	--	--
Runs Scored	--	--
Runs Batted In	--	--
Doubles	--	--
Triples	--	--
Home Runs	--	--
Walks	--	--
Stolen Bases	--	--

MISCELLANEOUS STATS

	2025	CAREER
2 Hit Game	--	--
3 Hit Game	--	--
4+ Hit Game	--	--
2 RBI Game	--	--
3 RBI Game	--	--
4+ RBI Game	--	--

BUCKNER'S GAME-BY-GAME HITTING STATS

DATE	OPP	POS	AB	R	H	RBI	2B	3B	HR	BB	K	SB	CS	AVG
TOTALS			0	0	0	0	0	0	0	0	0	0	0	.000

CAREER HITTING STATS

YEAR	AVG	GP-GS	AB	R	H	2B	3B	HR	RBI	TB	SLG%	BB	HP	SO	GDP	OB%	SF	SH
2025																		
TOTAL	.000	0-0	0	0	0	0	0	0	0	0	.000	0	0	0	0	.000	0	0

55 JOE POWELL

C | R/R | GR. | 5-10 | 185
MASON, OHIO. / CINCINNATI

QUICK HITS

- Was training to be a firefighter before enrolling in the spring of 2024 at MSU
- Hit a career-high three home runs vs. North Alabama (5/14/24)
- Held an eight game hit streak from 4/27-5/18
- Had a season-high four hit game vs. North Alabama (5/14/24)

SINGLE GAME CAREER HIGHS

At Bats	7	at Wichita State (4/15/22)*
Hits	4	vs. North Alabama (5/14/24)
Runs Scored	3	2x last vs. North Alabama (5/14/24)
Runs Batted In	6	vs. North Alabama (5/14/24)
Doubles	2	2x last at Wichita State (4/15/22)*
Triples	1	5x last vs. South Florida (4/24/22)*
Home Runs	3	vs North Alabama (5/14/24)
Walks	2	9x last vs. South Alabama (3/12/24)
Stolen Bases	1	6x last at East Carolina (5/1/22)*

*Career highs from Cincinnati

MISCELLANEOUS STATS

	2025	CAREER
2 Hit Game	--	20
3 Hit Game	--	2
4+ Hit Game	--	1
2 RBI Game	--	12
3 RBI Game	--	5
4+ RBI Game	--	1

POWELL'S GAME-BY-GAME HITTING STATS

DATE	OPP	POS	AB	R	H	RBI	2B	3B	HR	BB	K	SB	CS	AVG
TOTALS			0	0	0	0	0	0	0	0	0	0	0	.000

CAREER HITTING STATS

YEAR	AVG	GP-GS	AB	R	H	2B	3B	HR	RBI	TB	SLG%	BB	HP	SO	GDP	OB%	SF	SH
2020*	.235	10-9	34	6	8	2	1	0	9	12	.353	2	1	8	1	.289	1	0
2021*	.215	37-32	107	25	23	4	0	5	15	42	.393	22	1	40	0	.351	1	1
2022*	.326	40-38	141	26	46	12	4	5	26	81	.574	22	2	39	3	.422	1	0
2024	.269	34-28	93	17	24	3	0	5	18	43	.462	11	1	20	3	.343	3	1
2025																		
TOTAL	.272	121-107	375	74	102	21	5	15	68	178	.475	57	5	107	7	.370	6	2

*Statistics from Cincinnati



TWO-WAY PLAYER PROFILES

16 BRADEN BOOTH

INF/RHP | R/R | FR. | 6-2 | 200
MADISON, ALA. / BOB JONES HS

QUICK HITS

- Alabama Gatorade Player of the Year 2024
- 2024 Alabama High School Pitcher and Player of the Year
- 7A First Team All-State Infielder 2023

SINGLE GAME CAREER HIGHS

At Bats	
Hits	--
Runs Scored	--
Runs Batted In	--
Doubles	--
Triples	--
Home Runs	--
Walks	--
Stolen Bases	--

MISCELLANEOUS STATS

	2025	CAREER
2 Hit Game	--	--
3 Hit Game	--	--
4+ Hit Game	--	--
2 RBI Game	--	--
3 RBI Game	--	--
4+ RBI Game	--	--

SINGLE GAME CAREER HIGHS

Innings	--
Strikeouts	--
Walks (Low)	--

MISCELLANEOUS STATS

	2025	CAREER GAMES
5+ Strikeouts	--	--
10+ Strikeouts	--	--
2 or Fewer Hits Allowed	--	--
Longest Scoreless Innings Stretch	--	--
Wins in a Row*	--	--

*no decisions do not break a streak
**designates as current

BOOTH'S GAME-BY-GAME HITTING STATS

DATE	OPP	POS	AB	R	H	RBI	2B	3B	HR	BB	K	SB	CS	AVG
TOTALS			0	0	0	0	0	0	0	0	0	0	0	.000

CAREER HITTING STATS

YEAR	AVG	GP-GS	AB	R	H	2B	3B	HR	RBI	TB	SLG%	BB	HP	SO	GDP	OB%	SF	SH
2025																		
TOTAL	.000	0-0	0	0	0	0	0	0	0	0	.000	0	0	0	0	.000	0	0

BOOTH'S GAME-BY-GAME PITCHING STATS

DATE	OPP	GS	IP	H	R	ER	BB	SO	2B	3B	HR	WP	BK	HBP	W/L	SV	ERA
TOTALS			0.0	0	0	0	0	0	0	0	0	0	0	0	-/-	0	0.00

CAREER PITCHING STATS

YEAR	ERA	W-L	APP	GS	CG	SHO	SV	IP	H	R	ER	BB	SO	BF	B/AVG	WP	HBP
2025																	
TOTAL	0.00	0-0	0	0	0	0	0	0.0	0	0	0	0	0	0	.000	0	0



TWO-WAY PLAYER PROFILES

18 NOAH SULLIVAN

DH/RHP | R/R | SR. | 6-1 | 225
ORLANDO, FLA. / USC UPSTATE

QUICK HITS

- 2024 Big South All-Tournament Team (DH)
- 2024 First Team All-Big South (UTL)

SINGLE GAME CAREER HIGHS

At Bats	6	4x last at Radford (3/22/24)*
Hits	4	3x last at High Point (5/23/24)*
Runs Scored	3	5x last at Charleston So. (4/20/24)*
Runs Batted In	6	2x last at Coastal Carolina (3/5/24)*
Doubles	2	3x last vs The Citadel (3/14/23)*
Triples	1	vs Ohio (2/18/22)*
Home Runs	2	5x last vs Charleston So. (4/20/24)*
Walks	3	at West Carolina (5/1/24)*
Stolen Bases	2	vs Saint Joseph's (2/25/24)*

*Career-highs from USC Upstate

MISCELLANEOUS STATS

	2025	CAREER
2 Hit Game		35
3 Hit Game	--	7
4+ Hit Game	--	3
2 RBI Game	--	21
3 RBI Game	--	7
4+ RBI Game	--	3

SINGLE GAME CAREER HIGHS

Innings	8.0	at The Citadel (4/12/24)*
Strikeouts	7	2x last vs Gardner-Webb (3/15/24)*
Walks (Low)	0	9x last vs. Charleston Southern (5/24/24)*

*Career-highs from USC Upstate

MISCELLANEOUS STATS

	2025	CAREER GAMES
5+ Strikeouts		7
10+ Strikeouts	--	--
2 or Fewer Hits Allowed		13
Longest Scoreless Innings Stretch		7.0
Wins in a Row*		8

*no decisions do not break a streak
**designates as current

SULLIVAN'S GAME-BY-GAME HITTING STATS

DATE	OPP	POS	AB	R	H	RBI	2B	3B	HR	BB	K	SB	CS	AVG
TOTALS			0	0	0	0	0	0	0	0	0	0	0	.000

CAREER HITTING STATS

YEAR	AVG	GP-GS	AB	R	H	2B	3B	HR	RBI	TB	SLG%	BB	HP	SO	GDP	OB%	SF	SH
2022*	.303	58-57	221	43	67	9	1	3	42	87	.394	23	20	35	3	.410	4	0
2023*	.311	18-17	61	12	19	3	0	2	15	28	.459	8	5	12	2	.421	2	0
2024*	.324	57-55	204	52	66	8	0	17	56	125	.613	37	13	31	7	.453	2	0
2025																		
TOTAL	.313	133-129	486	107	152	20	1	22	113	240	.494	68	38	78	12	.430	8	0

*Statistics from USC Upstate

SULLIVAN'S GAME-BY-GAME PITCHING STATS

DATE	OPP	GS	IP	H	R	ER	BB	SO	2B	3B	HR	WP	BK	HBP	W/L	SV	ERA
TOTALS			0.0	0	0	0	0	0	0	0	0	0	0	0	-/-	0	0.00

CAREER PITCHING STATS

YEAR	ERA	W-L	APP	GS	CG	SHO	SV	IP	H	R	ER	BB	SO	BF	B/AVG	WP	HBP
2022*	3.31	6-0	9	5	0	0	0	32.2	22	13	12	11	26	132	.188	4	2
2023*	0.00	1-0	6	0	0	0	1	12.1	4	0	0	7	16	48	.100	1	0
2024*	4.88	8-1	14	12	0	0	1	75.2	76	42	41	22	51	321	.262	3	3
2025																	
TOTAL	3.95	15-1	29	17	0	0	2	120.2	102	55	53	40	93	501	.228	8	5

*Statistics from USC Upstate



TWO-WAY PLAYER PROFILES

35 BEN DAVIS

C/RHP | R/R | SO. | 6-3 | 215
BOONEVILLE, MISS. / ITAWAMBA CC

QUICK HITS

-Averaged 10.6 strikeouts per nine innings for the 2024 season at Itawamba CC

SINGLE GAME CAREER HIGHS

At Bats		
Hits	--	--
Runs Scored	--	--
Runs Batted In	--	--
Doubles	--	--
Triples	--	--
Home Runs	--	--
Walks	--	--
Stolen Bases	--	--

MISCELLANEOUS STATS

	2025	CAREER
2 Hit Game	--	--
3 Hit Game	--	--
4+ Hit Game	--	--
2 RBI Game	--	--
3 RBI Game	--	--
4+ RBI Game	--	---

SINGLE GAME CAREER HIGHS

Innings	--	--
Strikeouts	--	--
Walks (Low)	--	--

MISCELLANEOUS STATS

	2025	CAREER GAMES
5+ Strikeouts	--	--
10+ Strikeouts	--	--
2 or Fewer Hits Allowed	--	--
Longest Scoreless Innings Stretch	--	--
Wins in a Row*	--	--

*no decisions do not break a streak

**designates as current

DAVIS' GAME-BY-GAME HITTING STATS

DATE	OPP	POS	AB	R	H	RBI	2B	3B	HR	BB	K	SB	CS	AVG
TOTALS			0	0	0	0	0	0	0	0	0	0	0	.000

CAREER HITTING STATS

YEAR	AVG	GP-GS	AB	R	H	2B	3B	HR	RBI	TB	SLG%	BB	HP	SO	GDP	OB%	SF	SH
2025																		
TOTAL	0.00	0-0	0	0	0	0	0	0.0	0	0	0	0	0	0	.000	0	0	

DAVIS' GAME-BY-GAME PITCHING STATS

DATE	OPP	GS	IP	H	R	ER	BB	SO	2B	3B	HR	WP	BK	HBP	W/L	SV	ERA
TOTALS			0.0	0	0	0	0	0	0	0	0	0	0	0	-/-	0	0.00

CAREER PITCHING STATS

YEAR	ERA	W-L	APP	GS	CG	SHO	SV	IP	H	R	ER	BB	SO	BF	B/AVG	WP	HBP
2025																	
TOTAL	0.00	0-0	0	0	0	0	0	0	0	0	0	0	0	0	.000	0	0



TWO-WAY PLAYER PROFILES

36 NOLAN STEVENS

INF/OF/P | L/L | SO. | 6-4 | 211
ELK GROVE, CALIF. / FRANKLIN HS

QUICK HITS

- SportStars' NorCal Baseball Player of the Year (2023) out of high school
- Made his debut as a Dawg on Feb. 18 as a pinch hitter
- Earned SEC Freshman of the Week honors on 3/18/24

SINGLE GAME CAREER HIGHS

At Bats	3	5x last vs Central Arkansas (4/2/24)
Hits	2	vs. Mount St. Mary's (2/29/24)
Runs Scored	1	vs New Orleans (3/13/24)
Runs Batted In	1	2x last vs Memphis (3/19/24)
Doubles	1	vs Memphis (3/19/24)
Triples	--	--
Home Runs	1	vs New Orleans (3/13/24)
Walks	1	at Texas A&M (3/22/24)
Stolen Bases	--	--

MISCELLANEOUS STATS

	2025	CAREER
2 Hit Game		1
3 Hit Game	--	--
4+ Hit Game	--	--
2 RBI Game	--	--
3 RBI Game	--	--
4+ RBI Game	--	--

SINGLE GAME CAREER HIGHS

Innings	5.2	vs LSU (3/15/24)
Strikeouts	8	vs LSU (3/15/24)
Walks (Low)	0	8x last vs Alabama (5/5/24)

MISCELLANEOUS STATS

	2025	CAREER GAMES
5+ Strikeouts		1
10+ Strikeouts	--	--
2 or Fewer Hits Allowed		10
Longest Scoreless Innings Stretch		5.2**
Wins in a Row*		1**

*no decisions do not break a streak
**designates as current

STEVENS' GAME-BY-GAME HITTING STATS

DATE	OPP	POS	AB	R	H	RBI	2B	3B	HR	BB	K	SB	CS	AVG
TOTALS			0	0	0	0	0	0	0	0	0	0	0	.000

CAREER HITTING STATS

YEAR	AVG	GP-GS	AB	R	H	2B	3B	HR	RBI	TB	SLG%	BB	HP	SO	GDP	OB%	SF	SH
2024	.269	29-6	26	2	7	1	0	1	2	11	.423	1	1	8	1	.321	0	0
2025																		
TOTAL	.269	29-6	26	2	7	1	0	1	2	11	.423	1	1	8	1	.321	0	0

STEVENS' GAME-BY-GAME PITCHING STATS

DATE	OPP	GS	IP	H	R	ER	BB	SO	2B	3B	HR	WP	BK	HBP	W/L	SV	ERA
TOTALS			0.0	0	0	0	0	0	0	0	0	0	0	0	-/-	0	0.00

CAREER PITCHING STATS

YEAR	ERA	W-L	APP	GS	CG	SHO	SV	IP	H	R	ER	BB	SO	BF	B/AVG	WP	HBP
2024	4.72	2-3	14	1	0	0	0	26.2	27	14	14	8	28	116	.260	3	4
2025																	
TOTAL	4.72	2-3	14	1	0	0	0	26.2	27	14	14	8	28	116	.260	3	4



PITCHING STAFF PROFILES

4 MIKHAI GRANT

RHP | R/R | R-FR. | 6-3 | 215
STOCKBRIDGE, GA. / GEORGIA PREMIRE ACADEMY

QUICK HITS

-2023 Southeast All Region 1st Team

SINGLE GAME CAREER HIGHS

Innings	--	--
Strikeouts	--	--
Walks (Low)	--	--

MISCELLANEOUS STATS

	2025	CAREER GAMES
5+ Strikeouts	--	--
10+ Strikeouts	--	--
2 or Fewer Hits Allowed	--	--
Longest Scoreless Innings Stretch	--	--
Wins in a Row*	--	--

*no decisions do not break a streak
**designates as current

GRANT'S GAME-BY-GAME PITCHING STATS

DATE	OPP	GS	IP	H	R	ER	BB	SO	2B	3B	HR	WP	BK	HBP	W/L	SV	ERA
TOTALS			0.0	0	0	0	0	0	0	0	0	0	0	0	-/-	0	0.00

CAREER PITCHING STATS

YEAR	ERA	W-L	APP	GS	CG	SHO	SV	IP	H	R	ER	BB	SO	BF	B/AVG	WP	HBP
2024								--DNP--									
2025																	
TOTAL	0.00	0-0	0	0	0	0	0	0.0	0	0	0	0	0	0	.000	0	0

8 CHARLIE FOSTER

LHP | R/L | FR. | 6-3 | 190
SNELLVILLE, GA. / BROOKWOOD HS

QUICK HITS

-Named to the Second Team All-Region in 2022
-Awarded First Team All-Region, All-State, and All-Country in 2024

SINGLE GAME CAREER HIGHS

Innings	--	--
Strikeouts	--	--
Walks (Low)	--	--

MISCELLANEOUS STATS

	2025	CAREER GAMES
5+ Strikeouts	--	--
10+ Strikeouts	--	--
2 or Fewer Hits Allowed	--	--
Longest Scoreless Innings Stretch	--	--
Wins in a Row*	--	--

*no decisions do not break a streak
**designates as current

FOSTER'S GAME-BY-GAME PITCHING STATS

DATE	OPP	GS	IP	H	R	ER	BB	SO	2B	3B	HR	WP	BK	HBP	W/L	SV	ERA
TOTALS			0.0	0	0	0	0	0	0	0	0	0	0	0	-/-	0	0.00

CAREER PITCHING STATS

YEAR	ERA	W-L	APP	GS	CG	SHO	SV	IP	H	R	ER	BB	SO	BF	B/AVG	WP	HBP
2025																	
TOTAL	0.00	0-0	0	0	0	0	0	0.0	0	0	0	0	0	0	.000	0	0



PITCHING STAFF PROFILES

9 PICO KOHN

LHP | L/L | JR. | 6-4 | 200
VERBENA, ALA. / CHILTON COUNTY HS

QUICK HITS

-Pitched a career-high seven innings with a career-high eight strikeouts at Virginia (6/2/24)

SINGLE GAME CAREER HIGHS

Innings	7.0	at Virginia (6/2/24)
Strikeouts	8	at Virginia (6/2/24)
Walks (Low)	0	13x last at Arkansas (5/12/24)

MISCELLANEOUS STATS

	2025	CAREER GAMES
5+ Strikeout Games	--	4
10+ Strikeout Games	--	--
2 or Fewer Hits Allowed	--	20
Longest Scoreless Innings Stretch	--	5.0
Wins in a Row*	--	1

*no decisions do not break a streak

**designates as current

KOHN'S GAME-BY-GAME PITCHING STATS

DATE	OPP	GS	IP	H	R	ER	BB	SO	2B	3B	HR	WP	BK	HBP	W/L	SV	ERA
TOTALS		0.0	0	0	0	0	0	0	0	0	0	0	0	0	-/-	0	0.00

CAREER PITCHING STATS

YEAR	ERA	W-L	APP	GS	CG	SHO	SV	IP	H	R	ER	BB	SO	BF	B/AVG	WP	HBP
2022	4.91	2-2	21	2	0	0/0	0	36.2	35	24	20	18	35	165	.255	4	4
2023							--DNP--										
2024	3.38	1-1	9	8	0	0/0	0	29.1	26	13	11	11	35	126	.234	2	3
2025																	
TOTAL	4.23	3-3	30	10	0	0/0	0	66.0	61	37	31	29	70	291	.246	6	7

11 DUKE STONE

RHP | R/R | FR. | 6-5 | 225
UVALDA, GA. / JEFF DAVIS HS

QUICK HITS

-Pitched 60 innings and punched out 121 to set the Jeff Davis High School record his junior year
-Two-time pitcher of the year and All-State team member three times

SINGLE GAME CAREER HIGHS

Innings	--	--
Strikeouts	--	--
Walks (Low)	--	--

MISCELLANEOUS STATS

	2025	CAREER GAMES
5+ Strikeout Games	--	--
10+ Strikeout Games	--	--
2 or Fewer Hits Allowed	--	--
Longest Scoreless Innings Stretch	--	--
Wins in a Row*	--	--

*no decisions do not break a streak

**designates as current

STONE'S GAME-BY-GAME PITCHING STATS

DATE	OPP	GS	IP	H	R	ER	BB	SO	2B	3B	HR	WP	BK	HBP	W/L	SV	ERA
TOTALS		0.0	0	0	0	0	0	0	0	0	0	0	0	0	-/-	0	0.00

CAREER PITCHING STATS

YEAR	ERA	W-L	APP	GS	CG	SHO	SV	IP	H	R	ER	BB	SO	BF	B/AVG	WP	HBP
2025																	
TOTAL	0.00	0-0	0	0	0	0	0	0.0	0	0	0	0	0	0	.000	0	0



PITCHING STAFF PROFILES

12 EVAN SIARY

RHP | R/R | JR. | 6-1 | 190
COLUMBUS, MISS. / STARKVILLE ACADEMY

QUICK HITS

- Had a career-high five strikeouts through three innings against ULM (2/21/23)

SINGLE GAME CAREER HIGHS

Innings	4.1	at Kentucky (3/19/23)
Strikeouts	5	ULM (2/21/23)
Walks (Low)	0	11x last at Ole Miss (4/14/24)

MISCELLANEOUS STATS

	2025	CAREER GAMES
5+ Strikeouts	--	1
10+ Strikeouts	--	--
2 or Fewer Hits Allowed	--	11
Longest Scoreless Innings Stretch	--	6.1
Wins in a Row*	--	1

*no decisions do not break a streak

**designates as current

SIARY'S GAME-BY-GAME PITCHING STATS

DATE	OPP	GS	IP	H	R	ER	BB	SO	2B	3B	HR	WP	BK	HBP	W/L	SV	ERA
TOTALS		0.0	0	0	0	0	0	0	0	0	0	0	0	0	-/-	0	0.00

CAREER PITCHING STATS

YEAR	ERA	W-L	APP	GS	CG	SHO	SV	IP	H	R	ER	BB	SO	BF	B/AVG	WP	HBP
2023	7.07	1-2	14	3	0	0	1	28.0	35	27	22	12	28	137	.299	1	4
2024	7.48	0-3	10	4	0	0	0	21.2	28	18	18	6	22	101	.304	0	2
2025																	
TOTAL	7.25	1-5	24	7	0	0	1	49.2	63	45	40	18	50	238	.301	1	6

14 CADE O'LEARY

RHP | R/R | FR. | 6-4 | 190
KNOXVILLE, TENN. / FARRAGUT HS

QUICK HITS

-Earned three state championship titles in 2022,2023, and 2024 with Farragut High School
-Finished his senior year with a 7-0 record and 56 strikeouts

SINGLE GAME CAREER HIGHS

Innings	--	--
Strikeouts	--	--
Walks (Low)	--	--

MISCELLANEOUS STATS

	2025	CAREER GAMES
5+ Strikeouts	--	--
10+ Strikeouts	--	--
2 or Fewer Hits Allowed	--	--
Longest Scoreless Innings Stretch	--	--
Wins in a Row*	--	--

*no decisions do not break a streak

**designates as current

O'LEARY'S GAME-BY-GAME PITCHING STATS

DATE	OPP	GS	IP	H	R	ER	BB	SO	2B	3B	HR	WP	BK	HBP	W/L	SV	ERA
TOTALS		0.0	0	0	0	0	0	0	0	0	0	0	0	0	-/-	0	0.00

CAREER PITCHING STATS

YEAR	ERA	W-L	APP	GS	CG	SHO	SV	IP	H	R	ER	BB	SO	BF	B/AVG	WP	HBP
2025																	
TOTAL	0.00	0-0	0	0	0	0	0	0.0	0	0	0	0	0	0	.000	0	0



PITCHING STAFF PROFILES

15 LUKE DOTSON

LHP | L/L | SO. | 6-4 | 195
MARIETTA, GA. / MT. PARAN CHRISTIAN HS

QUICK HITS

SINGLE GAME CAREER HIGHS

Innings	2.1	Ga. Southern (2/24/24)
Strikeouts	4	Alabama (5/5/24)
Walks (Low)	0	6x last Missouri (5/18/24)

MISCELLANEOUS STATS

	2025	CAREER GAMES
5+ Strikeouts	--	--
10+ Strikeouts	--	--
2 or Fewer Hits Allowed	--	8
Longest Scoreless Innings Stretch	--	6.2
Wins in a Row*	--	--

*no decisions do not break a streak

**designates as current

DOTSON'S GAME-BY-GAME PITCHING STATS

DATE	OPP	GS	IP	H	R	ER	BB	SO	2B	3B	HR	WP	BK	HBP	W/L	SV	ERA
TOTALS		0.0	0	0	0	0	0	0	0	0	0	0	0	0	-/-	0	0.00

CAREER PITCHING STATS

YEAR	ERA	W-L	APP	GS	CG	SHO	SV	IP	H	R	ER	BB	SO	BF	B/AVG	WP	HBP
2024	8.25	0-0	11	0	0	0	0	12.0	15	11	11	5	19	59	.294	1	2
2025																	
TOTAL	8.25	0-0	11	0	0	0	0	12.0	15	11	11	5	19	59	.294	1	2

17 STONE SIMMONS

RHP | R/R | GR. | 6-4 | 235
HOUSTON, TEXAS. / FURMAN

QUICK HITS

- Missed the 2023 season due to injury. Was the teams first base coach in 2023
- Last pitched on March 5, 2022 at Tulane

SINGLE GAME CAREER HIGHS

Innings	7.0	vs. Fordham (2/28/20)*
Strikeouts	8	vs. Fordham (2/28/20)*
Walks (Low)	0	14x last at Tulane (3/5/22)

*Career-highs from Furman

MISCELLANEOUS STATS

	2025	CAREER GAMES
5+ Strikeouts	--	2
10+ Strikeouts	--	--
2 or Fewer Hits Allowed	--	17
Longest Scoreless Innings Stretch	--	5.2
Wins in a Row*	--	1

*no decisions do not break a streak

**designates as current

SIMMONS' GAME-BY-GAME PITCHING STATS

DATE	OPP	GS	IP	H	R	ER	BB	SO	2B	3B	HR	WP	BK	HBP	W/L	SV	ERA
TOTALS		0.0	0	0	0	0	0	0	0	0	0	0	0	0	-/-	0	0.00

CAREER PITCHING STATS

YEAR	ERA	W-L	APP	GS	CG	SHO	SV	IP	H	R	ER	BB	SO	BF	B/AVG	WP	HBP
2020*	2.91	0-3	4	4	0	0	0	21.2	23	11	7	6	17	96	.271	3	2
2021	4.81	1-1	19	0	0	0	2	24.1	22	15	13	8	29	104	.234	2	1
2022	0.00	0-0	3	0	0	0	0	4.1	0	0	0	0	6	13	.000	0	0
2023								--DNP--									
2024								--DNP--									
2025																	
TOTAL	3.91	1-4	26	4	0	0	2	46.0	45	26	20	14	46	213	.230	5	3

*Statistics from Furman



PITCHING STAFF PROFILES

19 ROBERT FORTENBERRY

LHP | L/L | JR. | 6-0 | 220
FRISCO, TEXAS / WEATHERFORD COLLEGE

QUICK HITS

- NJCAA National Pitcher of the Year and Co-Conference Pitcher of the Year
- First Team All-Region selection
- Did not allow a home run in the 2024 season

SINGLE GAME CAREER HIGHS

Innings	--	--
Strikeouts	--	--
Walks (Low)	--	--

MISCELLANEOUS STATS

	2025	CAREER GAMES
5+ Strikeouts	--	--
10+ Strikeouts	--	--
2 or Fewer Hits Allowed	--	--
Longest Scoreless Innings Stretch	--	--
Wins in a Row*	--	--

*no decisions do not break a streak

**designates as current

FORTENBERRY'S GAME-BY-GAME PITCHING STATS

DATE	OPP	GS	IP	H	R	ER	BB	SO	2B	3B	HR	WP	BK	HBP	W/L	SV	ERA
TOTALS		0.0	0	0	0	0	0	0	0	0	0	0	0	0	-/-	0	0.00

CAREER PITCHING STATS

YEAR	ERA	W-L	APP	GS	CG	SHO	SV	IP	H	R	ER	BB	SO	BF	B/AVG	WP	HBP
2025																	
TOTAL	0.00	0-0	0	0	0	0	0	0.0	0	0	0	0	0	0	.000	0	0*

25 BRADLEY LOFTIN

LHP | L/L | JR. | 6-3 | 200
SOUTHAVEN, MISS. / DESOTO CENTRAL

QUICK HITS

- Collected two wins in a row dating back to 2023
- Earned a 2-1 record in 26.1 innings pitched in 2023
- During 2023, limited opponents to a .146 batting average
- Grabbed first career win on March 7, 2023, against Valparaiso

SINGLE GAME CAREER HIGHS

Innings	6.0	Valparaiso (3/3/23)
Strikeouts	11	Valparaiso (3/3/23)
Walks (Low)	0	2x last vs. South Alabama (3/12/24)

MISCELLANEOUS STATS

	2025	CAREER GAMES
5+ Strikeouts	--	5
10+ Strikeouts	--	1
2 or Fewer Hits Allowed	--	7
Longest Scoreless Innings Stretch	--	8.0
Wins in a Row*	--	2

*no decisions do not break a streak

**designates as current

PASSEAU'S GAME-BY-GAME PITCHING STATS

DATE	OPP	GS	IP	H	R	ER	BB	SO	2B	3B	HR	WP	BK	HBP	W/L	SV	ERA
TOTALS		0.0	0	0	0	0	0	0	0	0	0	0	0	0	-/-	0	0.00

CAREER PITCHING STATS

YEAR	ERA	W-L	APP	GS	CG	SHO	SV	IP	H	R	ER	BB	SO	BF	B/AVG	WP	HBP
2023	3.08	2-1	7	5	0	0	0	26.1	13	12	9	28	43	122	.146	4	3
2024	3.38	0-0	3	2	0	0	0	8.0	7	4	3	1	12	32	.233	1	1
2025																	
TOTAL	3.15	2-1	10	7	0	0	0	34.1	20	16	12	29	55	154	.168	5	4



PITCHING STAFF PROFILES

26 CHASE HUNGATE

RHP | L/R | SR. | 6-1 | 175
ABINGDON, VA. / VIRGINIA

QUICK HITS

- Finished second on the team with seven wins during 2024 at UVA
- Pitched season-high five innings against Georgia Tech when at UVA
- Was part of the 2024 Virginia baseball team to go to Omaha

SINGLE GAME CAREER HIGHS

Innings	5.0	Georgia Tech (4/20/24)*
Strikeouts	5	4x last Flordia St. (3/24/23)*
Walks (Low)	0	34x last vs. North Carolina (6/14/24)*

*Career-highs from UVA

MISCELLANEOUS STATS

	2025	CAREER GAMES
5+ Strikeouts		4
10+ Strikeouts	--	--
2 or Fewer Hits Allowed		47
Longest Scoreless Innings Stretch		
Wins in a Row*		2

*no decisions do not break a streak

**designates as current

HUNGATE'S GAME-BY-GAME PITCHING STATS

DATE	OPP	GS	IP	H	R	ER	BB	SO	2B	3B	HR	WP	BK	HBP	W/L	SV	ERA
TOTALS			0.0	0	0	0	0	0	0	0	0	0	0	0	-/-	0	0.00

CAREER PITCHING STATS

YEAR	ERA	W-L	APP	GS	CG	SHO	SV	IP	H	R	ER	BB	SO	BF	B/AVG	WP	HBP
2022*	3.57	6-4	22	0	0		0	63.0	62	38	25	14	46	278		4	7
2023*	5.76	3-0	16	0	0		0	25.0	28	17	16	4	21	109		0	4
2024*	3.74	7-2	30	0	0		2	53.0	49	22	22	13	37	221		1	7
2025																	
TOTAL	4.02	16-6	68	0	0		2	141.0	139	22	63	31	104	608		5	18

*Statistics from VCU

*Statistics from Virginia

27 GAVIN BLACK

RHP | L/R | JR. | 6-0 | 195
BOGART, GA. / NW FLORIDA STATE COLLEGE

QUICK HITS

- Punched out season-high four vs. Alabama (5/3/24)

SINGLE GAME CAREER HIGHS

Innings	2	Alabama (5/3/24)
Strikeouts	4	Alabama (5/3/24)
Walks (Low)	0	7x last at Virginia (6/2/24)

MISCELLANEOUS STATS

	2025	CAREER GAMES
5+ Strikeouts	--	3
10+ Strikeouts	--	--
2 or Fewer Hits Allowed	--	25
Longest Scoreless Innings Stretch	--	5.0
Wins in a Row*	--	--

*no decisions do not break a streak

**designates as current

*Statistics from NW Florida State College

BLACK'S GAME-BY-GAME PITCHING STATS

DATE	OPP	GS	IP	H	R	ER	BB	SO	2B	3B	HR	WP	BK	HBP	W/L	SV	ERA
TOTALS			0.0	0	0	0	0	0	0	0	0	0	0	0	-/-	0	0.00

CAREER PITCHING STATS

YEAR	ERA	W-L	APP	GS	CG	SHO	SV	IP	H	R	ER	BB	SO	BF	B/AVG	WP	HBP
2024	5.93	0-0	12	0	0	0	0	13.2	13	10	9	8	22	64	.250	1	2
2025																	
TOTAL	5.93	0-0	12	0	0	0	0	13.2	13	10	9	8	22	64	.250	1	2



PITCHING STAFF PROFILES

28 RYAN MCPHERSON

RHP | R/R | FR. | 6-3 | 205
HOLLYWOOD, FLA. / NORTH BROWARD PREP

QUICK HITS

-Named to the 2023 Rawlings-Perfect Games First Team Preseason All-American
-Member of Team USA 15u in 2021

SINGLE GAME CAREER HIGHS

Innings	--	--
Strikeouts	--	--
Walks (Low)	--	--

MISCELLANEOUS STATS

	2025	CAREER GAMES
5+ Strikeouts	--	--
10+ Strikeouts	--	--
2 or Fewer Hits Allowed	--	--
Longest Scoreless Innings Stretch	--	--
Wins in a Row*	--	--

*no decisions do not break a streak

**designates as current

MCPHERSON'S GAME-BY-GAME PITCHING STATS

DATE	OPP	GS	IP	H	R	ER	BB	SO	2B	3B	HR	WP	BK	HBP	W/L	SV	ERA
TOTALS		0.0	0	0	0	0	0	0	0	0	0	0	0	0	-/-	0	0.00

CAREER PITCHING STATS

YEAR	ERA	W-L	APP	GS	CG	SHO	SV	IP	H	R	ER	BB	SO	BF	B/AVG	WP	HBP
2025																	
TOTAL	0.00	0-0	0	0	0	0	0	0.0	0	0	0	0	0	0	.000	0	0

29 NATE WILLIAMS

RHP | R/R | SR. | 6-3 | 230
ACWORTH, GA. / FLORENCE DARLINGTON CC

QUICK HITS

- Came to Mississippi State from Florence Darlington CC

SINGLE GAME CAREER HIGHS

Innings	--	--
Strikeouts	--	--
Walks (Low)	--	--

MISCELLANEOUS STATS

	2025	CAREER GAMES
5+ Strikeouts	--	--
10+ Strikeouts	--	--
2 or Fewer Hits Allowed	--	--
Longest Scoreless Innings Stretch	--	--
Wins in a Row*	--	--

*no decisions do not break a streak

**designates as current

WILLIAMS'S GAME-BY-GAME PITCHING STATS

DATE	OPP	GS	IP	H	R	ER	BB	SO	2B	3B	HR	WP	BK	HBP	W/L	SV	ERA
TOTALS		0.0	0	0	0	0	0	0	0	0	0	0	0	0	-/-	0	0.00

CAREER PITCHING STATS

YEAR	ERA	W-L	APP	GS	CG	SHO	SV	IP	H	R	ER	BB	SO	BF	B/AVG	WP	HBP
2023								--DNP--									
2024								--DNP--									
2025																	
TOTAL	0.00	0-0	0	0	0	0	0	0.0	0	0	0	0	0	0	.000	0	0



PITCHING STAFF PROFILES

30 JACOB PRUITT

RHP | R/R | JR. | 6-1 | 185
YORKTOWN, IND. / INDIANA STATE

QUICK HITS

-MVC Pitcher of the Week (2/19/24)*

SINGLE GAME CAREER HIGHS

Innings	6	vs UConn (2/17/24)^
Strikeouts	11	2x last at Southern Miss (3/1/24)^
Walks (Low)	0	8x last Evansville (5/10/24)^

*Career-highs from Indiana State

MISCELLANEOUS STATS

	2025	CAREER GAMES
5+ Strikeouts	--	3
10+ Strikeouts	--	2
2 or Fewer Hits Allowed	--	5
Longest Scoreless Innings Stretch	--	6.0
Wins in a Row*	--	2

*no decisions do not break a streak

**designates as current

PRUITT'S GAME-BY-GAME PITCHING STATS

DATE	OPP	GS	IP	H	R	ER	BB	SO	2B	3B	HR	WP	BK	HBP	W/L	SV	ERA
TOTALS		0.0	0	0	0	0	0	0	0	0	0	0	0	0	-/-	0	0.00

CAREER PITCHING STATS

YEAR	ERA	W-L	APP	GS	CG	SHO	SV	IP	H	R	ER	BB	SO	BF	B/AVG	WP	HBP
2023*	6.75	2-1	12	0	0	0	0	17.1	19	13	13	8	20	80	.279	2	2
2024*	3.02	3-2	13	5	0	0	1	41.2	36	17	14	23	57	185	.232	0	6
2025																	
TOTAL	4.12	5-3	25	5	0	0	1	59.0	55	30	27	23	77	265	.247	2	8

*Statistics from Indiana State

31 KARSON LIGON

RHP | R/R | SR. | 6-1 | 210
SARASOTA, FLA. / MIAMI (Fla.)

QUICK HITS

-2023 ACC Pitched of the Week (4/3)
-2022 ACC All-Freshman Team at Miami (Fla.)

SINGLE GAME CAREER HIGHS

Innings	8.0	Florida State (3/31/23)*
Strikeouts	8	Pittsburgh (4/23/22)*
Walks (Low)	0	8x last Alabama (5/5/24)

*Career-highs from Miami

MISCELLANEOUS STATS

	2025	CAREER GAMES
5+ Strikeouts	--	11*
10+ Strikeouts	--	16
2 or Fewer Hits Allowed	--	16
Longest Scoreless Innings Stretch	--	7.0*
Wins in a Row*	--	2*

*no decisions do not break a streak

**designates as current

LIGON'S GAME-BY-GAME PITCHING STATS

DATE	OPP	GS	IP	H	R	ER	BB	SO	2B	3B	HR	WP	BK	HBP	W/L	SV	ERA
TOTALS		0.0	0	0	0	0	0	0	0	0	0	0	0	0	-/-	0	0.00

CAREER PITCHING STATS

YEAR	ERA	W-L	APP	GS	CG	SHO	SV	IP	H	R	ER	BB	SO	BF	B/AVG	WP	HBP
2022*	4.90	6-6	16	15	0	0	0	75.1	82	47	41	32	67	346	.264	5	10
2023*	4.80	3-2	10	10	0	2	0	50.2	44	30	27	20	37	222	.237	2	9
2024	4.56	1-0	15	2	0	0	0	23.2	17	16	12	21	21	113	.202	5	7
2025																	
TOTAL	4.81	10-8	41	27	0	2	0	149.2	143	93	80	73	125	681		12	26

*Statistics from Miami



PITCHING STAFF PROFILES

42 JACK GLEASON

RHP | R/R | FR. | 6-1 | 180
GERMANTOWN, TENN. / BRIARCREST CHRISTIAN HS

QUICK HITS

- Earned First Team All-State, First Team All-Metro and First Team All-Region honors in his senior year
- Held opponents to a .097 batting average in his senior season

SINGLE GAME CAREER HIGHS

Innings	--	--
Strikeouts	--	--
Walks (Low)	--	--

MISCELLANEOUS STATS

	2025	CAREER GAMES
5+ Strikeouts	--	--
10+ Strikeouts	--	--
2 or Fewer Hits Allowed	--	--
Longest Scoreless Innings Stretch	--	--
Wins in a Row*	--	--

*no decisions do not break a streak

**designates as current

GLEASON' GAME-BY-GAME PITCHING STATS

DATE	OPP	GS	IP	H	R	ER	BB	SO	2B	3B	HR	WP	BK	HBP	W/L	SV	ERA
TOTALS		0.0	0	0	0	0	0	0	0	0	0	0	0	0	-/-	0	0.00

CAREER PITCHING STATS

YEAR	ERA	W-L	APP	GS	CG	SHO	SV	IP	H	R	ER	BB	SO	BF	B/AVG	WP	HBP
2025																	
TOTAL	0.00	0-0	0	0	0	0	0	0.0	0	0	0	0	0	0	.000	0	0

45 DANE BURNS

LHP | R/L | FR. | 6-5 | 215
CELINA, TEXAS / PROSPER HS

QUICK HITS

- Drafted by the Kansas City Royals in the 17th round of the 2024 MLB Draft
- His father, Chris, was drafted in the 1992 NHL Draft by the San Jose Sharks (9th Round) as a goalie

SINGLE GAME CAREER HIGHS

Innings	--	--
Strikeouts	--	--
Walks (Low)	--	--

MISCELLANEOUS STATS

	2025	CAREER GAMES
5+ Strikeouts	--	--
10+ Strikeouts	--	--
2 or Fewer Hits Allowed	--	--
Longest Scoreless Innings Stretch	--	--
Wins in a Row*	--	--

*no decisions do not break a streak

**designates as current

BURNS'S GAME-BY-GAME PITCHING STATS

DATE	OPP	GS	IP	H	R	ER	BB	SO	2B	3B	HR	WP	BK	HBP	W/L	SV	ERA
TOTALS		0.0	0	0	0	0	0	0	0	0	0	0	0	0	-/-	0	0.00

CAREER PITCHING STATS

YEAR	ERA	W-L	APP	GS	CG	SHO	SV	IP	H	R	ER	BB	SO	BF	B/AVG	WP	HBP
2025																	
TOTAL	0.00	0-0	0	0	0	0	0	0.0	0	0	0	0	0	0	.000	0	0



PITCHING STAFF PROFILES

47 JT SCHNOOR

RHP | R/R | JR. | 6-4 | 215
PASCAGOULA, MISS. / PEARL RIVER CC

QUICK HITS

- Named Second Team All-MACCC*
- Pitched 71.2 innings to rank second on the team*
- His 12 wins were most among the pitching staff*
- Pitched two complete games as a sophomore*

SINGLE GAME CAREER HIGHS

Innings	--	--
Strikeouts	--	--
Walks (Low)	--	--

MISCELLANEOUS STATS

	2025	CAREER GAMES
5+ Strikeouts	--	--
10+ Strikeouts	--	--
2 or Fewer Hits Allowed	--	--
Longest Scoreless Innings Stretch	--	--
Wins in a Row*	--	--

*no decisions do not break a streak

**designates as current

SCHNOOR'S GAME-BY-GAME PITCHING STATS

DATE	OPP	GS	IP	H	R	ER	BB	SO	2B	3B	HR	WP	BK	HBP	W/L	SV	ERA
TOTALS		0.0	0	0	0	0	0	0	0	0	0	0	0	0	-/-	0	0.00

CAREER PITCHING STATS

YEAR	ERA	W-L	APP	GS	CG	SHO	SV	IP	H	R	ER	BB	SO	BF	B/AVG	WP	HBP
2025																	
TOTAL	0.00	0-0	0	0	0	0	0	0.0	0	0	0	0	0	0	.000	0	0

48 KEVIN MANNELL

RHP | R/R | JR. | 6-4 | 210
TOPEKA, KAN. / KANSAS STATE

QUICK HITS

- His 0.86 WHIP and 10.99 strikeout per nine-innings ratio ranked second in the KJCCC
- Named First-Team All-NJCAA Region VI, All-KJCCC West Division Pitcher of the Year and First Team All-KJCC West Starting Pitcher
- Second player to earn KJCCC West Pitcher of the Year and NJCAa All-American honors at Cloud County CC*
- Pitched 75.1 innings to rank sixth in the NJCAA in 2024

SINGLE GAME CAREER HIGHS

Innings	--	--
Strikeouts	--	--
Walks (Low)	--	--

MISCELLANEOUS STATS

	2025	CAREER GAMES
5+ Strikeouts	--	--
10+ Strikeouts	--	--
2 or Fewer Hits Allowed	--	--
Longest Scoreless Innings Stretch	--	--
Wins in a Row*	--	--

*no decisions do not break a streak

**designates as current

MANNELL'S GAME-BY-GAME PITCHING STATS

DATE	OPP	GS	IP	H	R	ER	BB	SO	2B	3B	HR	WP	BK	HBP	W/L	SV	ERA
TOTALS		0.0	0	0	0	0	0	0	0	0	0	0	0	0	-/-	0	0.00

CAREER PITCHING STATS

YEAR	ERA	W-L	APP	GS	CG	SHO	SV	IP	H	R	ER	BB	SO	BF	B/AVG	WP	HBP
2022^								--DNP--									
2023^								--DNP--									
2025																	
TOTAL	0.00	0-0	0	0	0	0	0	0.0	0	0	0	0	0	0	.000	0	0

^Statistics from Kansas State