



MISSISSIPPI STATE BASEBALL

2021 NATIONAL CHAMPIONS

135 Seasons | 40 NCAA Tournament Appearances | 12 College World Series Appearances | 20 MLB First Round Draft Picks

2025 SCHEDULE & RESULTS

MISSISSIPPI STATE BY THE NUMBERS

Overall Record	3-0
SEC Record	0-0
at Dudy Noble Field	3-0
Road Games	0-0
Neutral Site Games	0-0
Streak	W3
Last 10 Games	3-0

February (3-0)

	TV	TIME
14 MANHATTAN (G1)	SECN+	W, 17-3
14 MANHATTAN (G2)	SECN+	W, 13-1
16 MANHATTAN	SECN+	W, 5-1
18 at Southern Miss	ESPN+	6 p.m.
21 MISSOURI STATE	SECN+	4 p.m.
22 MISSOURI STATE	SECN+	2 p.m.
23 MISSOURI STATE	SECN+	1 p.m.
25 TROY	SECN+	4 p.m.
28 vs. Rice (3)	ASTROS.COM	11:05 a.m.

March (0-0)

1 vs. Arizona (3)	ASTROS.COM	3:05 p.m.
2 vs. Oklahoma State (3)	ASTROS.COM	2:05 p.m.
4 SOUTHERN MISS	SECN+	4 p.m.
7 QUEENS	SECN+	6 p.m.
8 QUEENS	SECN+	2 p.m.
9 QUEENS	SECN+	1 p.m.
11 vs. Old Dominion (2)	--	6 p.m.
12 vs. Nicholls State (2)	--	5 p.m.
14 TEXAS*	SECN+	6 p.m.
15 TEXAS*	SECN+	2 p.m.
16 TEXAS*	SECN	1 p.m.
18 JACKSON STATE	SECN+	6 p.m.
21 at Oklahoma*	SECN+	6:30 p.m.
22 at Oklahoma*	SECN+	4 p.m.
23 at Oklahoma*	SECN+	2 p.m.
25 SAMFORD	SECN+	6 p.m.
27 at LSU*	SECN	7 p.m.
28 at LSU*	SECN+	6:30 p.m.
29 at LSU*	SECN+	2 p.m.

April (0-0)

1 at Memphis	ESPN+	6 p.m.
4 SOUTH CAROLINA*	SECN+	6 p.m.
5 SOUTH CAROLINA*	SECN+	2 p.m.
6 SOUTH CAROLINA*	SECN+	1 p.m.
8 at UAB	ESPN+	6 p.m.
11 at Alabama*	SECN+	6 p.m.
12 at Alabama*	SECN+	4 p.m.
13 at Alabama*	SECN+	1 p.m.
15 SOUTHERN	SECN+	6 p.m.
17 FLORIDA*	SECN	7 p.m.
18 FLORIDA*	ESPN2	7:30 p.m.
19 FLORIDA*	ESPN2	2 p.m.
22 vs. Ole Miss (1)	--	6 p.m.
25 at Auburn*	SECN+	6 p.m.
26 at Auburn*	SECN+	6 p.m.
27 at Auburn*	SECN+	2 p.m.
29 MEMPHIS	SECN+	6 p.m.

May (0-0)

2 KENTUCKY*	SECN+	6 p.m.
3 KENTUCKY*	SECN+	2 p.m.
4 KENTUCKY*	SECN	12 p.m.
9 OLE MISS*	SECN	7:30 p.m.
10 OLE MISS*	SECN+	2 p.m.
11 OLE MISS*	SECN+	1 p.m.
13 NORTH ALABAMA	SECN+	6 p.m.
15 at Missouri*	SECN+	6 p.m.
16 at Missouri*	SECN+	6 p.m.
17 at Missouri*	SECN+	2 p.m.

All times central and subject to change

HOME GAMES IN BOLD CAPS | * - Southeastern Conference game
(1) - Trustmark Park; Pearl, Miss. | (2) - Kessler Federal Park; Biloxi, Miss.
(3) - Daikin Park; Houston

FEBRUARY 18 | AT SOUTHERN MISS | HATTIESBURG, MISS. | PETE TAYLOR PARK



MISSISSIPPI STATE BULLDOGS

Record	3-0 (0-0 SEC)
Rankings	BA - 16, D1 - 18, NCBWA - 17, Perfect Game - RV, USA Today - 19
Head Coach	Chris Lemonis
Career Record	351-207-1 (11th season)
Record at MSU	210-116 (7th season)



SOUTHERN MISS GOLDEN EAGLES

Record	4-0 (0-0 Sun Belt)
Rankings	BA - NR, D1 - NR, NCBWA - 23, Perfect Game - NR, USA Today - NR
Head Coach	Christian Ostrander
Career Record	47-20 (2nd season)
Record at USM	47-20 (2nd season)

MATCHUPS AT A GLANCE

MSU	OFFENSE	USM	MSU	PITCHING/DEF.	USM
.359	Batting	.356	1.96	ERA	3.16
.609	Slugging	.575	23.0	IP	37.0
.512	On-Base Pct.	.453	0	CGs	0
8	Doubles	18	0	Saves	1
0	Triples	1	40	Ks	43
5	Home Runs	4	.152	OBA	.206
20	Walks	18	1	Errors	1
7-7	SB-SBA	4-4	0	Double Plays	3

PROBABLE PITCHERS

TUES: MSU - LHP Charlie Foster (Fr., 0-0, 0.00 ERA) vs. USM - RHP Colby Allen (Jr., 0-0, 6.00 ERA)

GAME COVERAGE

Date	TV/Stream	Play-by-Play	Analyst	Radio	PxP/Analyst
Feb. 18	ESPN+	Jason Baker	Cliff Russum	100.9 FM/MSU App	Caleb Hamill/ Ron Polk

Live Stats - MSU.STATBROADCAST.COM X- @HailStateBB | #HailState

SERIES HISTORY

Series History	86-43	Last 5 Meetings	
MSU Streak	W2	3/5/24 vs. Southern Miss*	W, 5-4
First Meeting	April 9, 1947, MSU, W, 9-6	2/28/23 vs. Southern Miss*	W, 10-9
Last Meeting	W, 5-4 (March 5, 2024)	3/22/22 vs. Southern Miss*	L, 7-1
Last MSU Win	W, 5-4 (March 5, 2024)	3/3/21 vs. Sotthern Miss*	W, 4-1
Last Southern Miss Win	7-1 (March 2, 2022)	2/24/19 Southern Miss	W, 4-3

*Games played at Pearl, Miss.

NUMBERS TO KNOW

6

The Mississippi State baseball team is looking for its sixth win out of the last seven meetings against Southern Miss.

2

For the first time since 2019, the Diamond Dawgs and Golden Eagles will square off more than once in a season. The two clubs will play a home and home this season.

55

Senior Hunter Hines hit his 55th career home run on Opening Week-end. He is currently 12 home runs away from tying for the program record at MSU.



PROGRAM QUICK FACTS

School Information

Location	Starkville, Mississippi
Founded	1878
Enrollment	23,150
President	Dr. Mark E. Keenum
Faculty Representative	Dr. Brent Fountain
Director of Athletics	Zac Selmon
Twitter	@ZacSelmon
Affiliation	NCAA Division I
Conference	Southeastern
Nickname	Bulldogs
Colors	Maroon and White

Stadium

Name	Dudy Noble Field, Polk-DeMent Stadium
Capacity	15,000+
Field Dimensions	Left-330, Left Center-385, Center-400, Right Center-380, Right-305

Team Information

2024 Overall Record (SEC)	40-23 (17-13)
2024 Home / Away / Neutral	25-9 / 8-11 / 7-3
2024 Postseason	NCAA Regional
Lettermen Returning/Lost	16/17
Position Starters Returning/Lost	3/6
Pitchers Returning/Lost	7/13
2025 Newcomers	21 (9 Freshmen, 12 Transfers)

Program Information

First Year of Baseball	1885 (135th season)
First Year in SEC	1933 (Charter Member)
All-Time Record (Win %)	2,850-1,677-29 (.628)
All-Time SEC Record (Win %)	1,014-887-3 (.533)
SEC Championships (Last)	11 (2016)
SEC Tournament Championships (Last)	7 (2012)
NCAA Tournaments (Last)	40 (2024)
NCAA Super Regionals (Last)	10 (2021)
College World Series (Last)	12 (2021)
National Championship (Last)	1 (2021)

MEDIA INFORMATION

BASEBALL MEDIA PORTAL

Mississippi State has created an online portal for media members covering the Bulldogs' baseball program. To access the portal, visit hailst.at/BBMedia.

The Baseball Press Box Page of HailState.com will include links to media guides, quick facts, game notes, box scores, recaps, pool photography and team and staff headshots.

PRESS BOX SERVICES

A complete NCAA box score and pertinent game facts are available to members of the working media following each game. Seats will be assigned. A pregame meal will be passed out in the press box approximately one hour prior to each game.

The press box is equipped with high-speed internet and telephone access. It is also set up to accommodate television and team radio/video personnel.

RADIO BROADCASTS

Dudy Noble Field houses radio lines to support home and visitor radio broadcasts. For more information on the phone lines, please contact Travis Rae in the Communications office.

POSTGAME INTERVIEWS

Requested MSU players, along with head coach Chris Lemonis, will be available for a postgame media session in the Omaha Room approximately 20 minutes after home games. The Mississippi State locker room and team spaces are closed to the media.

MSU PLAYER/COACH AVAILABILITY

Players and coaches will be made available to the media upon request. Those wishing to set up an interview must contact Travis Rae via phone or email at least 48 hours prior to the desired interview time. On gameday, players and coaches are only available postgame.

In most cases, players will be available for a brief time before or after practices which are typically scheduled on weekday afternoons.

Media members are NOT permitted to contact student-athletes on their own at any time. This includes phone, email, text or through social media platforms. Student-athletes' contact information will not be given out.

PHOTOGRAPHERS / VIDEOGRAPHERS

A limited number of photographers and videographers will be permitted to shoot in the photo wells at each end of home and visiting dugouts. Those wishing to shoot a game must request access at least 48 hours before the game.

To access the SEC's media FTP, contact licensing@xosdigital.com.

CONTACT INFORMATION:

TRAVIS RAE Baseball

Office	(715) 205-0324
Email	TRAER@athletics.msstate.edu
X	@TravisRae





2025 ROSTER

NUMERICAL

#	Name	Pos.	B/T	Ht.	Wt.	Cl./Exp.	Hometown/High School (Previous School)
2	Sawyer Reeves	INF	R/R	6-3	205	Sr./Sr.	Lugoff, S.C. / Lugoff Elgin HS (The Citadel)
3	Ace Reese	INF	L/R	6-3	205	So./So.	Canton, Texas / Canton HS (Houston)
4	Mikhail Grant	RHP	R/R	6-3	215	So./Fr.	Stockbridge, Ga. / Georgia Premire Academy
5	Aaron Downs	INF/OF	R/R	6-0	210	Sr./Sr.	Pella, Iowa / Heritage Academy
6	Landis Davila	OF	L/R	6-3	200	Fr./Fr.	Farragut, Tenn. / Farragut HS
7	Reed Stallman	INF	L/R	6-3	220	Sr./Sr.	Robins, Iowa / Alburnett HS (Campbell)
8	Charlie Foster	LHP	R/L	6-3	190	Fr./Fr.	Snellville, Ga. / Brookwood HS
9	Pico Kohn	LHP	L/L	6-4	200	Sr./Sr.	Verbena, Ala. / Chilton County HS
10	Dylan Cupp	INF	R/R	6-0	180	So./So.	Gedartown Ga. / Cedartown HS
11	Duke Stone	RHP	R/R	6-5	225	Fr./Fr.	Uvalda, Ga. / Jeff Davis HS
12	Evan Siary	RHP	R/R	6-1	205	Jr./Jr.	Columbus, Miss. / Starkville Academy
13	Nate Chester	INF	R/R	6-2	190	Sr./Sr.	Kansas City, Mo. / Liberty North HS (John A. Logan CC)
14	Cade O'Leary	RHP	R/R	6-4	190	Fr./Fr.	Knoxville, Tenn. / Farragut HS
15	Luke Dotson	LHP	L/L	6-4	195	So./So.	Marietta Ga. / Mount Paran Christian
16	Braden Booth	INF/RHP	R/R	6-2	200	Fr./Fr.	Madison, Ala. / Bob Jones HS
17	Stone Simmons	RHP	R/R	6-4	235	Gr./Sr.	Houston, Texas / The Kinkaid School (Furman)
18	Noah Sullivan	DH/RHP	R/R	6-1	225	Sr./Jr.	Orlando, Fla. / Dr. Phillips HS (USC Upstate)
19	Robert Fortenberry	LHP	L/L	6-0	220	Jr./Jr.	Frisco, Texas / Wakeland HS (Weatherford CC)
22	Ross Highfill	C	R/R	6-0	200	Jr./So.	Madison, Miss. / Madison Central HS
23	Jackson Owen	C	R/R	5-10	200	Sr./Jr.	Starkville, Miss. / Starkville HS (Northeast Mississippi CC)
25	Bradley Loftin	LHP	L/L	6-3	200	Jr./Jr.	Southaven, Miss./DeSoto Central
26	Chase Hungate	RHP	L/R	6-1	175	Sr./Sr.	Abingdon, Va. / Abingdon HS (Virginia)
27	Gavin Black	RHP	L/R	6-0	195	Jr./Jr.	Bogart, Ga. / North Oconee HS (Northwest Florida State College)
28	Ryan McPherson	RHP	R/R	6-3	205	Fr./Fr.	Hollywood, Fla. / North Broward Prep
29	Nate Williams	RHP	R/R	6-4	250	Sr./Jr.	Acworth, Ga./North Cobb (Florence Darlington CC)
30	Jacob Pruitt	RHP	R/R	6-1	185	Jr./Jr.	Yorktown, Ind. / Yorktown HS (Indiana State)
31	Karson Ligon	RHP	R/R	6-1	210	Sr./Sr.	Sarasota, Fla. / River View HS (Miami (Fla.))
32	Michael O'Brien	OF	L/L	6-0	185	So./So.	River Ridge, La. / John Curtis Christian
34	Gehrig Frei	INF	S/R	6-1	200	Sr./Jr.	Alpharetta, Ga. / South Forsyth HS (North Alabama)
35	Ben Davis	RHP/C	R/R	6-3	215	Jr./Jr.	Booneville, Miss. / Booneville HS (Itawamba CC)
36	Nolan Stevens	INF/OF/LHP	L/L	6-3	210	So./So.	Elk Grove, Calif. / Franklin HS
38	Bryce Chance	OF	R/R	5-10	180	Sr./Jr.	Ridgeland, Miss. / Madison-Ridgeland Academy
41	Ethan Pulliam	INF/OF	R/R	6-1	180	So./So.	Starkville, Miss. / Starkville HS
42	Jack Gleason	RHP	R/R	6-1	180	Fr./Fr.	Germantown, Tenn. / Briarcrest Christian HS
43	Steven Spalitta	INF/C	L/R	5-10	185	So./So.	Mandeville, La. / Fountain Bleau HS
44	Hunter Hines	INF/OF	L/R	6-3	210	Sr./Sr.	Madison, Miss. / Madison Central HS
45	Dane Burns	LHP	R/L	6-5	220	Fr./Fr.	Celina, Texas / Prosper HS
47	JT Schnoor	RHP	R/R	6-4	215	Jr./Jr.	Pascagoula, Miss. / Resurrection Catholic School (Pearl River CC)
48	Kevin Mannell	RHP	R/R	6-4	210	Jr./Jr.	Topeka, Kan. / Seaman HS (Kansas State / Cloud County CC)
49	Gattlin Sanders	INF/OF	L/R	5-11	175	Jr./Jr.	Madison, Miss. / Madison Central HS (Jones CC)
52	Lukas Buckner	INF	L/R	5-9	170	Fr./Fr.	Knoxville, Tenn. / Farragut HS
55	Joe Powell	C	R/R	5-10	185	Gr./Sr.	Mason, Ohio / Mason HS (Cincinnati)

COACHING / SUPPORT STAFF

Chris Lemonis - Head Coach (Seventh Season at Mississippi State, 11th Overall; The Citadel, 1992)

Jake Gautreau - Assistant Coach (Eighth Season; Tulane, 2011)

Justin Parker - Assistant Coach (Second Season; Wright State, 2012)

Kyle Cheesebrough - Assistant Coach (Seventh Season; Louisville, 2010)

Roger Rodeheaver - Director of Operations (Seventh Season; Indiana, 2010)

Blake Loper - Coordinator of Operations (Fourth Season; Mississippi State, 2020)

Bobby Austin - Coordinator of Player Development (Fifth Season; NC State, 2019)

Scott Shipman - Strength and Conditioning Coach (Third Season; Augusta University, 2013)

Jason Wire - Associate Athletic Trainer (15th Season; St. Cloud State, 2006)

ROSTER BREAKDOWN

BY POSITION

RHP - 17 (Black, Booth, Davis, Gleason, Grant, Hungate, Ligon, Manell, McPherson, O'Leary, Pruitt, Schnoor, Siary, Simmons, Stone, Sullivan, Williams)

LHP - 7 (Burns, Dotson, Fortenberry, Foster, Kohn, Loftin, Stevens)

INF - 15 (Booth, Buckner, Chester, Cupp, Downs, Frei, Hines, Pulliam, Reese, Reeves, Sanders, Spalitta, Stallman, Stevens, Sullivan)

OF - 8 (Chance, Davila, Downs, Hines, O'Brien, Pulliam, Sanders, Stevens)

C - 5 (Davis, Highfill, Owen, Powell, Spalitta)

BY CLASS

FRESHMEN - 9 (Booth, Buckner, Burns, Davila, Foster, Gleason, McPherson, O'Leary, Stone)

SOPHOMORES - 8 (Cupp, Dotson, Grant, O'Brien, Pulliam, Reese, Spalitta, Stevens)

JUNIORS - 10 (Black, Davis, Fortenberry, Highfill, Loftin, Mannell, Pruitt, Sanders, Schnoor, Siary)

SENIORS - 13 (Chance, Chester, Downs, Frei, Hines, Hungate, Kohn, Ligon, Owen, Reeves, Stallman, Sullivan, Williams)

GRADUATES - 2 (Powell, Simmons)

BY EXPERIENCE

FRESHMEN - 10 (Booth, Buckner, Burns, Davila, Foster, Gleason, Grant, McPherson, O'Leary, Stone)

SOPHOMORES - 8 (Cupp, Dotson, Highfill, O'Brien, Pulliam, Reese, Spalitta, Stevens)

JUNIORS - 15 (Black, Chance, Davis, Fortenberry, Frei, Kohn, Loftin, Mannell, Owen, Pruitt, Sanders, Schnoor, Siary, Sullivan, Williams)

SENIORS - 9 (Chester, Downs, Hines, Hungate, Ligon, Powell, Reeves, Simmons, Stallman)

BY STATE

MISSISSIPPI - 10 (Chance, Davis, Highfill, Hines, Loftin, Owen, Pulliam, Sanders, Schnoor, Siary)

GEORGIA - 8 (Black, Cupp, Dotson, Foster, Frei, Grant, Stone, Williams)

Tennessee - 4 (Buckner, Davila, Gleason, O'Leary)

TEXAS - 4 (Burns, Fortenberry, Reese, Simmons)

FLORIDA - 3 (Ligon, McPherson, Sullivan)

ALABAMA - 2 (Booth, Kohn)

IOWA - 2 (Downs, Stallman)

LOUISIANA - 2 (O'Brien, Spalitta)

CALIFORNIA - 1 (Stevens)

INDIANA - 1 (Pruitt)

KANSAS - 1 (Mannell)

MISSOURI - 1 (Chester)

OHIO - 1 (Powell)

SOUTH CAROLINA - 1 (Reeves)

VIRGINIA - 1 (Hungate)

PRONUNCIATION GUIDE

Landis Davila	Duh-vi-lah
Gehrig Frei	Fry
Jake Gautreau	Go-TRO (long o)
Pico Kohn	Konn
Chris Lemonis	Luh-MOE-niss
Karson Ligon	LIG-in
Kevin Mannell	MUH-nell
JT Schnoor	S-newer
Evan Siary	Sea-air-EE
Steven Spalitta	Spuh-lee-tuh



PROJECTED STARTERS

2025 statistics listed | Probable starters based on previous games

Pos.	Name	Elg.	B/T	Ht./Wt.	Avg.	R	H	RBI	Notes
C	Ross Highfill	So.	R/R	6-0/200	.222	5	2	2	Started two of three games behind the plate; Is a perfect 1-for-1 on stolen bases; Made an appearance in right field
1B	Hunter Hines	Sr.	L/R	6-3/210	.455	5	5	5	Hit is 55th career home run on Friday; Has an on-base percentage of .500 on the season
2B	Sawyer Reeves	Sr.	R/R	6-3/205	.083	1	1	0	Picked up a hit in his first at-bat as a Diamond Dawg in the season opener
SS	Dylan Cupp	So.	R/R	6-1/200	.400	1	2	3	Picked up two hits in the final game of the series, including a double; Drove in three runs
3B	Ace Reese	So.	R/R	6-3/205	.250	4	2	1	Hit the first home run of the season for Mississippi State on Friday afternoon; Drew three walks over the weekend
LF	Aaron Downs	Sr.	R/R	6-0/210	.571	3	4	7	Led the team in batting average and RBIs on opening weekend; Hit his first career home run on Friday; Hit safely in last eight games
CF	Bryce Chance	Jr.	R/R	5-10/180	.556	4	5	2	Second on the team with a .556 batting average; Is a perfect 1-for-1 on stolen bases; Has played center and left this season
RF	Nolan Stevens	So.	L/L	6-4/210	.500	2	3	5	Had three hits, two going for extra bases, including a home run in Sundays victory over Manhattan
DH	Noah Sullivan	Jr.	R/R	6-1/225	.500	7	3	4	Has an on-base percentage of .727 with three hit by pitches and two walks to go with three hits; Has four RBIs on the season

TEAM STATISTICAL RANKINGS



NCAA Category	Rank	Rank
<u>Batting</u>		
Base on Balls	42	71
Batting Average	28	30
Doubles	37	2
Doubles Per Game	38	7
Hit By Pitch	11	8
Hits	52	2
Home Runs	34	58
Home Runs Per Game	34	85
On Base Percentage	11	47
Runs Scored	28	16
Sacrifice Bunts	72	7
Sacrifice Flies	91	6
Scoring	25	51
Slugging Percentage	26	38
Stolen Bases	33	87
Stolen Bases Per Game	33	116
Triples	--	44
Triples Per Game	--	105
<u>Pitching</u>		
Earned Run Average	29	63
Hit Batters	239	87
Hits Allowed Per 9 Inn.	19	55
Shutouts	--	--
Strikeout-to-Walk Ratio	13	39
Strikeouts Per 9 Innings	3	78
WHIP	10	38
Walks Allowed Per 9 Inn.	38	48
<u>Miscellaneous</u>		
Double Plays Turned	234	40
Double Plays Per Game	234	75
Fielding Percentage	48	10
Triple Plays	--	--
W-L Percentage	1	1

National statistical rankings listed above will be updated prior to each weekend series and midweek games.



PITCHING PROBABLES

GAME 1



#8 Charlie Foster LHP
 6-3 | 190 | Snellville, Ga. | Brookwood HS

2025: 0-0, 0.00 ERA, 1 G/0 GS, 1.0 IP, 0 H, 0 ER, 1 BB, 2 SO
CAREER: 0-0, 0.00 ERA, 1 G/0 GS, 1.0 IP, 0 H, 0 ER, 1 BB, 2 SO
2025 SEASON
 - Made his Diamond Dawg debut on Friday against Manhattan with an inning of work
 - Tallied two punchouts in that frame

2025 GAME LOG

DATE	OPP.	DEC.	IP	H	R	ER	HR	BB	K	NP	ERA
2/14	Manhattan	--	1.0	0	0	0	0	1	2	19	0.00
TOTALS			1.0	0	0	0	0	1	2	19	0.00

State



MSU RECORD WHEN...

	OVERALL	SEC
Overall	3-0	0-0
vs. Top-5 Teams	0-0	0-0
vs. Top-10 Teams	0-0	0-0
vs. Top-25 Teams	0-0	0-0
Non-Conference	3-0	0-0
SEC	0-0	0-0
SEC East	0-0	0-0
SEC West	0-0	0-0
At Home	3-0	0-0
On the Road	0-0	0-0
At Neutral Sites	0-0	0-0
In Day Games	3-0	0-0
In Night Games	0-0	0-0
vs. Teams .500 Or Better	1-0	0-0
vs. Teams Worse Than .500	2-0	0-0
vs. Left-Handed Starter	0-0	0-0
vs. Right-Handed Starter	3-0	0-0
When Starter Receives Decision	3-0	0-0
When Reliever Receives Decision	0-0	0-0
When Starter Goes 5+ Innings	1-0	0-0
When Starter Goes <5 Innings	2-0	0-0
When Scoring First	2-0	0-0
When Opponent Scores First	1-0	0-0
When Leading After 6 Innings	3-0	0-0
When Trailing After 6 Innings	0-0	0-0
When Tied After 6 Innings	0-0	0-0
When Leading After 8 Innings	1-0	0-0
When Trailing After 8 Innings	0-0	0-0
When Tied After 8 Innings	0-0	0-0
In One-Run Games	0-0	0-0
In Two-Run Games	0-0	0-0
In 5+ Run Games	2-0	0-0
Weekend Series W-L-T	1-0	0-0
Series Sweeps/Times Swept	1/0	0/0
When Scoring 0-2 Runs	0-0	0-0
When Scoring 3-5 Runs	1-0	0-0
When Scoring 6-9 Runs	0-0	0-0
When Scoring 10+ Runs	2-0	0-0
Shutouts/Times Shut Out	0/0	0/0
In Extra Innings	0-0	0-0
When Opponent Scores 4 Runs Or Less	3-0	0-0
When Opponent Scores 5 Runs Or More	0-0	0-0
When Out-Hitting Opponent	3-0	0-0
When Out-Hit by Opponent	0-0	0-0
When Hits Are Equal	0-0	0-0
When Hitting A Home Run	3-0	0-0
When Opponent Hits A Home Run	0-0	0-0
When Errorless	2-0	0-0
When Committing One Error	1-0	0-0
When Committing 2+ Errors	0-0	0-0
When Opponent is Errorless	1-0	0-0
When Opponent Commits One Error	2-0	0-0
When Opponent Commits 2+ Errors	0-0	0-0
Game 1 of Weekend	1-0	0-0
Game 2 of Weekend	1-0	0-0
Game 3 of Weekend	1-0	0-0
Monday	0-0	0-0
Tuesday	0-0	0-0
Wednesday	0-0	0-0
Thursday	0-0	0-0
Friday	2-0	0-0
Saturday	0-0	0-0
Sunday	1-0	0-0

BIG GAME HUNTER

- Senior infielder Hunter Hines was named Pre-season First Team All-SEC First Basemen. The senior enters his fourth year with the Diamond Dawgs and is a three time All-American.
- At State, Hines has hit 16 or more home runs in each season. He has 55 career home runs over his career in the Maroon and White.
- The 55 home runs are the most by an active player in the SEC. Wyatt Henseler is tied with Hines, but all of his home runs came in the Ivy League. Jace LaViolette has hit 53 homes in his career.
- The 55 home runs are the 4th most in a career at Mississippi State. He is 12 homers away from moving into the top spot at MSU.
- On Opening Day, Hines passed Connor Powers for most career home runs. They entered the weekend tied at 54.
- During the 2023 season, Hines hit 22 home runs, the sixth most in a single season history at State. He was the first 20+ homer player at MSU since Brent Rooker hit 23 in 2017.
- Besides hitting for power, Hines has driven in 174 runs and is eight RBIs away from joining the career RBI mark at MSU.

MSU CAREER HOME RUN LIST (1-4)

Rk.	Player	G	HRs
1.	Rafael Palmeiro (1983-85)	183	67
2.	Will Clark (1983-85)	175	61
3.	Bruce Castoria (1979-82)	202	58
4.	Hunter Hines (2022-Present)	174	55

MSU CAREER RBI LIST (7-10)

Rk.	Player	G	RBIs
7.	Travis Chapman (1997-00)	248	202
8.	Will Clark (1983-85)	175	199
9.	Tracy Echols (1986-87, 89-90)	237	182
	Tanner Allen (2018-21)	210	182
--	Hunter Hines (2022-Present)	171	174

- D1 Baseball ranked the top 50 first basemen this season and Hines was ranked as the 12th best firstbasemen coming into the 2025 season.
- Besides hitting for power, Hines has collected 192 hits in his career, the fifth most by an SEC player entering the season.
- Hines was also ranked as the 12th best firstbasemen in the nation according to D1 Baseball.

SULLIVAN NAMED PRESEASON ALL-AMERICAN

- One of the top ranked two-way players, Noah Sullivan, has been named a preseason All-American by the NCBWA.
- Sullivan was named as a utility player after posting outstanding numbers at USC Upstate. Sullivan was 8-1 on the mound in 75 and 2/3 innings pitched. He didn't slow down at the plate as he hit .324 with 17 home runs and 56 RBIs.
- Last season, Sullivan was named as a First Team All-Big South as a utility player and second team All-Big south as a starting pitcher.
- He earned Big South Player of the Week and Starting Pitcher of the week honors during the season.
- According to D1 Baseball, Noah Sullivan was ranked as the 20th best first basemen in the nation. He is joined by teammate Hunter Hines (No. 12) for this honor.
- Sullivan shined for the Maroon and White in his first weekend. He hit .500 on the weekend and had an on-base percentage of .727.
- He leads the team with runs scored as he scored seven runs opening weekend.

OFFENSIVE ATTACK

- The Diamond Dawgs hit .359 over the first weekend and had multiple players contribute to the sweep of Manhattan.
- Five players hit .450 or better on the weekend, including having four players hit over .500.
- Besides hitting, the Diamond Dawgs drew 20

walks and were hit by 10 pitches and posted a .512 batting average.

- MSU had five players hit five home runs with no players hitting more than one homer.
- The Diamond Dawgs had eight doubles as well.
- MSU continued to attack on the on the bases as they were a perfect 7-for-7 on stolen bases with Aaron Downs on going a perfect 2-for-2.

FREE SHIRTS!

- Since his arrival at MSU, head coach Chris Lemonis has handed out a shirt to signify the top performance of each victory. Each shirt is numbered by victory and here is who they've went to:

Game	Student-Athlete, Position (# in 2025)
1	Pico Kohn, LHP (1)
2	Bryce Chance, OF (1)
3	Stone Simmons, RHP (1)

SWEEP

- The Mississippi State Diamond Dawgs are coming off a three-game sweep of Manhattan. This is the first time since 2020 that MSU is 3-0 to open a season. During the 2020 season, MSU swept Wright State to start the season.
- The last three-game sweep for the Maroon and White came last year when they swept Auburn on April 19-21, over Super Bulldog Weekend.
- The last non-conference sweep was March 8-10, 2024, when the Diamond Dawgs swept the Purple Aces.

DAWGS PITCHING STAFF

- The Diamond Dawgs pitching staff was dealing this past weekend against Manhattan. Over the three-game series, 12 different made an appearance.
- Of the 12 pitchers, eight made their Maroon and White debut this past weekend. Freshmen Dane Burns, Mikhail Grant, Charlie Foster and Ryan McPherson all made appearances, while transfers Ben Davis, Chase Hungate, Nate Williams and Jacob Pruitt pitched.
- As a staff, 10 of the 12 pitchers tallied one strikeout in their appearance
- Friday night starter, Pico Kohn, led the way for the Dawgs as he had 11 strikeouts.
- The Dawgs are averaging 15.7 strikeouts per nine innings, the third best park in the nation.

THE JUSTIN PARKER EFFECT

- Pitching Coach Justin Parker Effect was in full force during his first season at Mississippi State.
- In his first season at MSU, Parker decreased the Diamond Dawgs ERA by 2.84, lowered the walk total by 104 and increased the strikeouts by 101.
- Mississippi State had the fourth best ERA in the SEC and the 13th best in the nation as they posted a 4.17 team ERA.
- MSU finished the season with 639 strikeouts, the ninth most in the nation.
- The duo of Jurrangelo Cijntje and Khal Stephen became the first duo to post 80+ innings, eight or more wins and 100+ strikeouts in a single season since 2019 when JT Ginn and Ethan Small accomplished that feat.
- The Parker Effect was in work over the Manhattan series as the Bulldogs posted a 1.96 ERA and limited the Jaspers to a batting average of .152 for the weekend.
- Led by Pico Kohn, the Diamond Dawgs tallied 40 punchouts, with Kohn having 11. The 11 Ks were a career-high.

AD = ALL DAY = AARON DOWNS

- Senior Aaron Downs shined on opening weekend against Manhattan.
- He ended the 2024 season on a five-game hitting streak and he extended it to eight games by hitting safely in the first three games of the season.
- In the first game of the season, Downs collected his first career home run, a three-run blast to left field.
- He led the team with a .571 batting average and drove in a team best seven RBIs. The seven RBIs are two shy of his previous season single season high.
- Not only did he hit, but he stole two bases on the weekend and had an on-base percentage of .556.

SIMMONS RETURNS IN 2025

- The Diamond Dawgs pen will have a familiar face in this year with Stone Simmons returning from injury.
- The senior missed the entire 2023 and 2024 season because of an injury.
- On Sunday, Simmons made his return to the mound in a Bulldog uniform. It was his first appearance in 1,079 days. His last outing was on March 5, 2022.
- In his start on Sunday, Simmons went three innings, struck out five batters, a single-game career high at MSU.
- Besides returning to the mound for the Dawgs this season, Simmons is part of the SEC Student-Athlete Leadership Council. He was one of five Bulldogs to be part of the council and were joined by a total of 82 student-athletes representing all 16 SEC universities.
- The SEC Student-Athlete Leadership Council provides an opportunity for its student-athletes to engage with campus leaders and conference office staff. Leadership Councils for football and men's and women's basketball, along with SAAC, provide a conduit of communication to the conference office on issues related to student-athlete experience, student-athlete wellness and playing rules.

D1 BASEBALL TOP 25 IMPACT FRESHMAN CLASS

- D1 Baseball announced their Top 25 Impact Freshman Class and the Diamond Dawgs came in at No. 22
- These rankings were assembled in collaboration with Prep Baseball's vice president for scouting, Shooter Hunt. After examining Prep Baseball's rankings from last spring, we incorporated our own observations from fall ball and our conversations with coaches to determine which freshmen are poised to make the biggest impacts in 2025.
- Five freshmen made their MSU debut over the weekend against Manhattan.

D1 BASEBALL TOP 100 PROGRAMS

- In the fall of 2015, D1 Baseball presented their inaugural Top 100 Program rankings, which was described as an attempt to assess the overall health of each program in the current era. The list has been updated in 2017, 2019, 2021 and 2022.
- The 2024 Top 100 programs have come out for 2024 and the Diamond Dawgs came in at No. 8.
- This is the third straight year the Dawgs have been in the top 10 of the D1 Baseball Top 100 programs. They have been ranked in the Top 25 every year.
- Below are Mississippi States all-time rankings in the D1 Baseball Top 100 Programs:
 - 2015: No. 21
 - 2017: No. 16
 - 2019: No. 8
 - 2022: No. 3
 - 2024: No. 8

BEST FANS IN THE LAND

- Mississippi State has the **BEST** fans in collegiate baseball, which showed during the 2024 season. The Dawgs averaged the most fans in the nation drawing 10,903 per game.
- The SEC held the top four spots for average attendance for the 2024 season.
- Mississippi State had 21 games during the 2024 season with 10,000+ fans in attendance, which was a single season school record. How many games in 2025, will the Diamond Dawgs end with over 10,000 fans?

MSU SEASONS WITH 10,000+ FANS

Rk.	Season	G
1.	2024	24
2.	2023	19
3.	2022	16
4.	2019	10
5.	2016	8
--	2025	2

- Over 2023 Super Bulldog Weekend, the Dawgs set the NCAA On-Campus Attendance Record as The Dude saw 16,423 fans into the stadium when the Diamond Dawgs took on Ole Miss on April 15, 2023.
- The Dawgs hold the top 15 marks in NCAA history for NCAA on-campus facilities. Dudy Noble Field holds 24 of the 25 largest crowds in NCAA history.

BIG LEAGUE TALENT

- Mississippi State is great at turning out major league talent, with 70 Diamond Dawgs reaching the highest level of the sport, but it is also great at keeping student-athletes on campus.
- During the 2024 MLB season, the Diamond Dawgs saw two players, Justin Foscoe and JT Ginn, get called up to the majors for their first time.
- Jake Mangum led the International League (AAA) in batting average as he hit .317 over the 2024 MiLB season.
- The 2024 MLB Draft saw 11 Diamond Dawgs get drafted. This was the most drafted by any school in the 2024 draft.
- Mississippi State has had 20 players drafted in the first round of the MLB Draft. The last player was Jurrangel Cijntje when he was drafted 15th overall by the Seattle Mariners. MSU has had a first round pick five of the last six years.
- Following the 2024 season, Mangum (Rays) and Eric Cerantola (Royals) were added to the 40-man rosters of their respective teams.
- Since the 2020 MLB Draft, State has had 29 players drafted. During that span, KC Hunt (2022) did not sign and returned to Starkville.
- Since 2016, the Diamond Dawgs have had three or more players drafted in each draft. During this span, MSU had seven first round selections, including the highest drafted right-handed pitcher from State, Will Bednar, at No. 14 overall.

2024 MLB DRAFT

- Mississippi State had the best MLB Draft out of any college during 2024. MSU had 11 players selected, the most by any college in the nation.
- The 11 players selected tied a school record for players drafted in one season.
- Out of the 11 players drafted, eight were pitchers, which set a program record.
- Jurrangel Cijntje became the 20th Bulldog selected in the first round, when he went 15th overall to the Seattle Mariners.
- Of the players drafted in the 2024 MLB Draft, five players were ranked in the Baseball American Top 30 prospect.

MISC. HITTING STATS

2025 MULTI-HIT GAMES

PLAYER	2	3	4	5+	TOTAL
Hunter Hines	2	--	--	--	2
Byrce Chance	1	1	--	--	2
Dylan Cupp	1	--	--	--	1
Ace Reese	1	--	--	--	1
Aaron Downs	1	--	--	--	1
TOTAL	6	1	0	0	7

2025 MULTI-RBI GAMES

PLAYER	2	3	4	5+	TOTAL
Aaron Downs	--	1	1	--	2
Nolan Stevens	2	--	--	--	2
Ross Highfill	1	--	--	--	1
Reed Stallman	--	1	--	--	1
Noah Sullivan	--	1	--	--	1
Hunter Hines	--	--	1	--	1
TOTAL	3	3	2	0	8

HITTING STREAKS

PLAYER	SEASON	CURRENT	CAREER
Sawyer Reeves	1	--	14*
Gehrig Frei	1	2^	13*
Hunter Hines	3	7^	12
Bryce Chance	2	--	11
Ace Reese	--	--	11*
Noah Sullivan	3	3	10*
Aaron Downs	3	8^	8^
Joe Powell	--	--	8
Ross Highfill	2	--	6
Reed Stallman	1	1	6*
Nolan Stevens	3	3	5
Dylan Cupp	1	1	4
Ethan Pulliam	1	1	3
Nate Chester	--	--	2
Steven Spalitta	1	1	1
Michael O'Brien	1	1	1
Gatlin Sanders	1	1	1

* - indicates streaks from previous school

^ - indicates streak continued from the 2024 season

HOME RUNS

PLAYER	TOTAL	'25	'24	'23	'22	'21
Hunter Hines	55	1	16	22	16	--
Noah Sullivan	22	--	17*	2*	3*	--
Gehrig Frei	22	--	15*	7*	--	--
Reed Stallman	16	1	15*	--	--	--
Joe Powell	15	--	5	0	5*	5*
Ross Highfill	9	--	0	9	--	--
Sawyer Reeves	9	--	5*	4*	0*	--
Bryce Chance	8	--	6	2	--	--
Ace Reese	8	1	7*	--	--	--
Nolan Stevens	2	1	1	--	--	--
Ethan Pulliam	1	--	1	--	--	--
Aaron Downs	1	1	0	0	0	--

* - indicates home runs from previous school



BIG INNING FOR MISSISSIPPI STATE

Opponent	Date	Inn.	Runs	Res.
Manhattan (G1)	Feb. 14	3	6	W, 17-3

Big inning = 5 or more runs

UNI WATCH

- The old adage states, "look good, feel good." And, when you feel good you usually perform well. Below is a list of how MSU fared in each of its uniforms over the last three seasons:

Uniform	2023	2024	2025
Black Script State	5-4	9-3	1-0
White Script State	3-4	0-0	0-0
Maroon Script State	--	4-3	0-0
Maroon '85s	3-11	12-5	2-0
White '85s	4-2	10-4	0-0
Cream Script State	0-1	0-0	0-0
White Pinstripes	6-1	1-4	0-0
Gray Script State	3-2	3-2	0-0
Gray Pinstripes	3-1	1-2	0-0

FIREFIGHTER TO THE DIAMOND

- During 2023, Joe Powell was in EMT school training to be a firefighter but a call from Mississippi State's staff turned things around and got him back on the diamond.
- After stepping away from the diamond for the 2023 season, Powell returned in 2024 and hit .269 with five home runs and 18 RBIs.
- He has appeared in 34 games, making 28 starts for the Dawgs.
- Against North Alabama, Powell racked up 13 total bases and was the first Dawg to have ten or more total bases in a game since Hunter Hines accomplished this against Vanderbilt earlier this season. In that game, he hit three home runs and had six RBIs.
- The Cincinnati transfer had a productive three-year career for the Bearcats, capped off by a standout junior season in 2022 with a team-leading .326 batting average and .996 on-base-plus-slugging percentage to go along with five home runs. That season would be his last in Queen City however, trading in his spikes for a fire hose after dealing with some injuries.
- With his baseball career seemingly over, Powell began training to become a firefighter and it was during his time away from the game that he found himself as a man and grew closer to Jesus Christ.

BIG INNING FOR OPPONENTS

Opponent	Date	Inn.	Runs	Res.
----------	------	------	------	------

Big inning = 5 or more runs

2025 RON POLK RING OF HONOR

- The seventh group of inductees into the Ron Polk Ring of Honor is set to see their names unveiled this spring.
- The trio of Mitch Moreland, Ted Milton and Mike Proffitt will be enshrined on April 5th against South Carolina.
- The Ring of Honor is named after legendary head coach Ron Polk, who led the Bulldogs from 1976-97 and again from 2002-08. Affectionately referred to as the Godfather of Southeastern Conference baseball, Polk served 31 years as head coach in the league, including a stint at the University of Georgia (2000-01).
- The first SEC coach in any sport to reach 1,000 victories, Polk guided Mississippi State to six College World Series appearances and owned a 1,139-590 record with the Maroon and White. He totaled 1,373 career coaching victories, making eight total trips to Omaha.

THE DUDE EFFECT

- It's been written about. It's been Tweeted about. It's been talked about. It's what has become known as The Dude Effect. If anyone had forgotten or doubted that the best home-field advantage in all of college baseball is inside the confines of Mississippi State's Dudy Noble Field. Opponents don't simply have to defeat the Diamond Dawgs. Visitors have to conquer the cowbell-crazed home crowd as well.
- Winning at home has been challenging for opponents when coming to The Dude. Since 1967, the Diamond Dawgs have had a 72.5 winning percentage when playing at home.
- Fans come and fill the stadium as 126 games have had crowds of 10,000 fans.
- In 2023, over Super Bulldog Weekend, the Dawgs set the NCAA On-Campus Attendance Record as The Dude saw 16,423 fans into the stadium when the Diamond Dawgs took on Ole Miss on April 15, 2023.
- The Diamond Dawgs have won 1,278 games

at The Dude.

- Under Head Coach Chris Lemonis, the Dawgs are 138-53 (71.8%) at Dudy Noble Field.
- Coach Lemonis has guided the Dawgs to two seasons of 30 or more wins. The Diamond Dawgs won 37 games in 2019, the most at The Dude under Lemonis.

OMADAWGS

- Did you know that the Diamond Dawgs are one of four programs in NCAA History to play in the NCAA Men's College World Series in six-straight decades?
- The Dawgs join Arizona State, Texas and Florida State as the only teams that have been to an MCWS for six decades.
- Mississippi State has advanced to Omaha 12 times in program history, with three appearances coming since 2018.
- The Omadawgs have one national championship (2021), a runner-up finish, and two third-place finishes in program history.
- The Dawgs have advanced to the MCWS in the 1970s, 1980s, 1990s, 2000s, 2010s, and 2020s. MSU went to the MCWS in 1971, 1979, 1981, 1985, 1990, 1997, 1998, 2007, 2013, 2018, 2019, and 2021.

2025 SEC BASEBALL TOURNAMENT

- With the 2025 season brings in a new format for the SEC Baseball Tournament.
- With the additions of Oklahoma and Texas into the SEC, the league office have announced that all 16 teams will participate in the leagues annual post-season tournament.
- The single-elimination format will be played from May 20-25 at the Hoover Met Stadium.
- The six-day format will feature four games each on Tuesday and Wednesday of the tournament and two games each on Thursday, Friday and Saturday, followed by a championship game on Sunday.

STATE TO THE SHOW

Diamond Dawgs Playing in Major League Baseball

Name (Yrs. at MSU)	Pos.	Organization
Justin Foscoe (2018-20)	IF	Texas Rangers
J.P. France (2018)	RHP	Houston Astros
Adam Frazier (2011-13)	IF	Pittsburgh Pirates
J.T. Ginn (2019-20)	RHP	Athletics
Nathaniel Lowe (2016)	IF	Washington Nationals
Hunter Renfroe (2011-13)	OF	Kansas City Royals
Brent Rooker (2014-17)	OF	Athletics
Chris Stratton (2010-12)	RHP	Kansas City Royals
Jordan Westburg (2018-20)	IF	Baltimore Orioles
Brandon Woodruff (2012-14)	RHP	Milwaukee Brewers

Diamond Dawgs in Minor League Baseball

Name (Yrs. at MSU)	Pos.	Organization (Level)
Brooks Auger (2022-24)	RHP	Los Angeles Dodgers (R)
Will Bednar (2020-21)	RHP	San Francisco Giants (AA)
Eric Cerantola (2019-21)	RHP	Kansas City Royals (AAA)
Jurrangel Cijntje (2023-24)	SHF	Seattle Mariners (R)
Gavin Collins (2014-16)	C/IF	St. Louis Cardinals (AAA)
Tyler Davis (2023-24)	LHP	Kansas City Royals (R)
Nate Dohm (2023-24)	RHP	New York Mets (R)
Jackson Frisoe (2021-22)	RHP	New York Yankees (A+)
Tyson Hardin (2023-24)	RHP	Milwaukee Brewers (A)
Houston Harding (2020-21)	LHP	Los Angeles Angels (AAA)
Colby Holcombe (2023-24)	RHP	Toronto Blue Jays (A)
Dakota Hudson (2014-16)	P	Los Angeles Angels (AAA)
Connor Hujak (2023-24)	OF	Tampa Bay Rays (A)
K.C. Hunt (2021-23)	RHP	Milwaukee Brewers (AA)
Kamren James (2020-22)	IF	Tampa Bay Rays (A+)
Preston Johnson (2021-22)	RHP	Baltimore Orioles (A+)
Dakota Jordan (2023-24)	OF	San Francisco Giants (A)
Rowdey Jordan (2018-21)	OF	New York Mets (AA)
Colton Ledbetter (2023)	OF	Tampa Bay Rays (A+)
Christian MacLeod (2020-21)	LHP	Minnesota Twins (AA)
Jake Mangum (2016-19)	OF	Tampa Bay Rays (AAA)
David Mershon (2023-24)	IF	Los Angeles Angels (AA)
Aaron Nixon (2023)	RHP	New York Yankees (A)
Konnor Pilkington (2016-18)	LHP	Washington Nationals (AAA)
Cam Schuelke (2024)	RHP	Cleveland Guardians (A)
Ethan Small (2016-19)	LHP	San Francisco Giants (AAA)
Landon Sims (2020-22)	RHP	Arizona Diamondbacks (A+)
Cade Smith (2021-23)	RHP	New York Yankees (A+)
Khal Stephen (2024)	RHP	Toronto Blue Jays (R)
Logan Tanner (2020-22)	C	Cincinnati Reds (A+)
Andrew Walling (2022)	LHP	Philadelphia Phillies (AA)
Colby White (2019)	RHP	New York Yankees (AA)
R.J. Yeager (2022)	IF	St. Louis Cardinals (AA)

Diamond Dawgs Coaching in Professional Baseball

Name (Yrs. at MSU)	Organization	Team (Level)
Travis Chapman (1997-2000)	New York Yankees	New York Yankees (MLB)

Diamond Dawgs Working in Professional Baseball

Name (Yrs. at MSU)	Organization	Role
Jeff Brantley (1982-85)	Cincinnati Reds	Broadcaster
Will Clark (1983-85)	San Francisco Giants	Special Assistant



THE LAST TIME...

- SEC Tournament | % - NCAA Regional | ^ - NCAA Super Regional | \$ - College World Series

A MISSISSIPPI STATE TEAM...

Won 15+ Consecutive Games	17 - February 15-March 8, 2013
Won 10+ Consecutive Games	14 - February 23-March 16, 2019
Won 10+ Consecutive SEC Games	12 - April 30-May 25, 2016
Won 5+ Consecutive SEC Games	5 - April 30-May 8, 2021
Lost 5+ Consecutive Games	7 - April 27-May 12, 2023
Lost 5+ Consecutive SEC Games	7 - April 27-May 12, 2023
Swept a Three-Game Series	Manhattan; Feb. 14-16, 2025
at Home	Manhattan; Feb. 14-16, 2025
on The Road	at Alabama; May 20-22, 2021
Swept a Non-Conference Three-Game Series	Manhattan; Feb. 14-16, 2025
at Home	Manhattan; Feb. 14-16, 2025
on The Road	at Hawaii-Hilo; 1985
Swept a Three-Game SEC Series	Auburn; April 19-21, 2024
at Home	Auburn; April 19-21, 2024
on The Road	at Alabama; May 20-22, 2021
Was Swept in a Three-Game Series	Arkansas, May 5-7, 2023
at Home	Arkansas, May 5-7, 2023
on The Road	at Tennessee, April 27-29, 2023
Was Swept in a Three-Game Non-Conference Series	at Southern Miss; February 16-18, 2018
at Home	Southeastern Louisiana; February 26-28, 2010
on The Road	at Southern Miss; February 16-18, 2018
Was Swept in a Three-Game SEC Series	Arkansas; May 5-7, 2023
at Home	Arkansas; May 5-7, 2023
on The Road	at Tennessee, April 27-29, 2023
Played An Extra-Inning Game	W, 4-3 (8 Innings) - Auburn; April 21, 2024
Won An Extra-Inning Game	W, 9-5, (10 Innings) - at Samford; March 26, 2024
Lost An Extra-Inning Game	L, 10-9 (12 Innings) - at Ole Miss; April 13, 2024
Played Consecutive Extra-Inning Games	May 4-5, 2018; at Alabama, W, 14-12 (10 innings) and L, 3-4 (10 innings)
Won Consecutive Games in Extra-Inning	May 10-11, 2014; Tennessee, W, 1-0 (10 innings) and W, 4-3 (12 innings)
Won on a Walk-Off	W, 5-2, vs. St. John's; May 31, 2024 %
Dakota Jordan 3-R HR the 10th inning	
Won Consecutive Games Via A Walk-Off	April 12 & 14, 2022; UAB, W, 6-5 and Auburn W, 7-6
Kamren James RBI sac fly in the tenth inning (UAB)	
Luke Hancock RBI walk in the ninth inning (Auburn)	

A MISSISSIPPI STATE OFFENSE...

Scored 30+ Runs	.32 - Jackson State; April 29, 1988
Scored 25+ Runs	.27 - Alcorn State; April 20, 2010
Scored 20+ Runs	.21 - Grambling; April 4, 2023
Scored 15+ Runs	.17 - Manhattan (G1); Feb. 14, 2025
Scored 10+ Runs In An Inning	13 - Jackson State (3rd); Feb. 27, 2024
Scored 9+ Runs In An Inning	13 - Jackson State (3rd); Feb. 27, 2024
Scored 8+ Runs In An Inning	13 - Jackson State (3rd); Feb. 27, 2024
Had 30+ Hits	.30 - Kentucky; April 30, 1989
Had 25+ Hits	.26 - Little Rock; February 28, 1999
Had 20+ Hits	.20 - Missouri; April 29, 2022
Had 20+ Hits in Back-to-Back Games	Auburn (20, 21); March 23-24, 2019
Had 6+ Home Runs	6 - UT Martin; April 5, 2022
Had 5+ Home Runs	5 - at Florida; March 30, 2024
Hit Back-To-Back Home Runs	2nd Inning, Ethan Pulliam (3R HR)/Joe Powell (Solo) - at Arkansas; May 12, 2024
Hit Back-To-Back-To-Back Home Runs	3rd Inning, Kellum Clark (2R HR)/Brad Cumbest (Solo)/RJ Yeager (Solo) - Southern; March 23, 2022
Had 3+ Triples	.3 - Southern Cal; March 14, 2004
Had 8+ Doubles	8 - Auburn; March 24, 2019
Had 7+ Doubles	7 - UAB; April 20, 2021
Had 6+ Doubles	6 - VMI; Feb. 18, 2023
Had 10+ Walks	.10 - Memphis; March 19, 2024
Had 9+ Stolen Bases	10 - Arkansas-Pine Bluff; March 18, 2017
Had 8+ Stolen Bases	10 - Arkansas-Pine Bluff; March 18, 2017
Didn't Strikeout in a Game	Grambling; April 4, 2023
Had Two or Fewer Strikeouts	0 - Grambling; April 4, 2023
Was Shut Out	at Vanderbilt (0-4); April 26, 2024
at Home	Long Beach State (0-3); February 18, 2022
on The Road	at Vanderbilt (0-4); April 24, 2024
Back-To-Back Games	Auburn (0-5, 0-4); March 27-28, 2015
Three-Straight Games	vs. Southern Miss (0-3); March 24, 2015 and Auburn (0-5, 0-4); March 27-28, 2015

A MISSISSIPPI STATE DEFENSE...

Turned 5+ Double Plays	5 - San Diego; March 8, 2015
Turned 4+ Double Plays	5 - San Diego; March 8, 2015
Turned 3+ Double Plays	.3 - vs. St. John's; June 2, 2024 %
Turned A Triple Play	Auburn-Montgomery, March 9, 1991
Had 5+ Errors	5 - at Vanderbilt; March 18, 2011
Had 4+ Errors	4 - vs. Ohio State; March 3, 2023
Threw Out 3 Base Runners	3 - Logan Tanner; Tulane; February 26, 2021



THE LAST TIME...

- SEC Tournament | % - NCAA Regional | ^ - NCAA Super Regional | \$ - College World Series

MISSISSIPPI STATE PITCHING STAFF...

Threw a No-Hitter	Jackson Fristoe (6 IP), Landon Sims (1 IP), Mikey Tepper (1 2/3 IP), Cam Tullar (1/3 IP); Kent State, March 7, 2021
Held Opponent To 1 Hit	at Texas A&M; May 3, 2019
Held Opponent To 2 Hits	Eastern Michigan; March 13, 2021
	NOTE: Jacksonville State (5/18/21) had just two hits in a five-inning, rain-shortened game
	NOTE: Valparaiso (3/7/23) had just two hits in a seven-inning, run rule game
	NOTE: Auburn (4/21/24) had just two hits in a seven-inning, SEC Inclement weather policy
Struck Out 25+ Batters	26 - at LSU; 1909
Struck Out 20+ Batters	21 - vs. Texas; June 20, 2021 \$
Struck Out 15+ Batters	15 - vs. Vanderbilt; May 23, 2024 #
Did Not Issue A Walk	Manhattan (G2); Feb. 14, 2025
Shut Out An Opponent	Alcorn State (11-0); April 16, 2024
at Home	Alcorn State (11-0); April 16, 2024
On The Road	at Ole Miss (8-0); April 12, 2024
Neutral Site Game	vs. Vanderbilt (9-0); June 30, 2021 \$
Postseason Game	vs. Vanderbilt (9-0); June 30, 2021 \$
Back-To-Back Shutouts	2021 (Kent State, March 7 [13-0]; Grambling, March 9 [10-0] and Louisiana-Lafayette, March 10 [4-0])
Three Straight Shutouts	2021 (Kent State, March 7 [13-0]; Grambling, March 9 [10-0] and Louisiana-Lafayette, March 10 [4-0]; Eastern Michigan, March 12 [14-0])
Four Straight Shutouts	2021 (Kent State, March 7 [13-0]; Grambling, March 9 [10-0] and Louisiana-Lafayette, March 10 [4-0]; Eastern Michigan, March 12 [14-0])
Shut Out An SEC Opponent	vs. Vanderbilt (9-0); June 30, 2021 \$
At Home	Alabama (6-0); April 12, 2019
On The Road	at Alabama (7-0); May 21, 2021
Neutral Site	vs. Vanderbilt (9-0); June 30, 2021 \$

A MISSISSIPPI STATE BATTER HAD...

Hit for the Cycle	Brad Freeman; South Alabama, February 17, 1998
Walk-Off Hit	Dakota Jordan (3R HR); vs. St. John's; May 31, 2024 %
8+ At-Bats	8 - Jordan Westburg, Tanner Allen & Rowdey Jordan vs. LSU, May 22, 2019 #
6+ Hits	6 - Adam Frazier; at Virginia, June 8, 2013
5+ Hits	5 - Dakota Jordan; vs. St. John's, June 2, 2024 %
4+ Hits	4 - Joe Powell; North Alabama, May 14, 2024
2+ Hits In An Inning	David Mershon (1B, 1B; 6th Inning); at Ole Miss, April 12, 2024
5+ Runs	5 - Jon Knott; Little Rock, February 28, 1999
4+ Runs	4 - David Mershon; vs. St. John's, June 2, 2024 %
3+ Doubles	3 - Justin Foscue; Georgia, April 26, 2019
2+ Triples	2 - C.T. Bradford; at Arizona, March 9, 2014
3+ Home Runs	3 - Joe Powell; North Alabama, May 14, 2024
2+ Home Runs	2 - Amani Larry; Missouri, May 17, 2024
Inside-The-Park Home Run	Cody Brown; vs. Kentucky, April 7, 2017
Pinch Hit Home Run	Reed Stallman; Manhattan (G2), Feb. 14, 2025
Leadoff Home Run (Top or bottom of 1st inning)	Amani Larry (Bottom 1st); Austin Peay, Feb. 21, 2024
Walk-Off Home Run	Dakota Jordan (3R HR); vs. St. John's; May 31, 2024 %
Hit a Grand Slam	Amani Larry; Alabama, May 3, 2024
Multiple Grand Slams	Never
A Pinch-Hit Grand Slam	Never
10+ RBIs	11 - Jason Nappi; at UAB, March 18, 2008
9+ RBIs	9 - Ryan Duffy; vs. Jackson State, April 6, 2010
8+ RBIs	8 - Brent Rooker; vs. Indiana State, February 24, 2017
7+ RBIs	7 - Kellum Clark vs. Princeton, March 11, 2022
10+ Total Bases	13 - Joe Powell; North Alabama, May 14, 2024
4+ Walks	4 - Logan Kohler; Evansville, March 10, 2024
3+ Walks	3 - David Mershon; at Arkansas, May 10, 2024
4+ Stolen Bases	4 - David Mershon; LSU, March 17, 2024
3+ Stolen Bases	3 - Amani Larry; Nicholls, March 14, 2023
Stole Home	Connor Hujzak; Samford, March 28, 2023
4+ Hit By Pitches	4 - Rowdey Jordan; at Auburn, April 11, 2021
3+ Hit By Pitches	4 - Rowdey Jordan; at Auburn, April 11, 2021

A MISSISSIPPI STATE PITCHER HAD...

A Perfect Game	J.T. Peatross; Mississippi College (1-0), 1918
A No-Hitter	Jackson Fristoe (6 IP), Landon Sims (1 IP), Mikey Tepper (1 2/3 IP), Cam Tullar (1/3 IP); Kent State, March 7, 2021
A Complete Game No-Hitter	Gene Morgan (7 IP); at Hawaii-Hilo (2-0), April 6, 1985
A Complete Game (9 Inn.)	Jacob Billingsley; at Southern Miss (8-1), June 6, 2017 %
A Complete Game (7 Inn.)	JT Ginn; at Texas A&M-1 (0-1), May 4, 2019
Complete-Game 1-Hitter	Unknown
Complete-Game 2-Hitter	Ricky Bowen; vs. Ole Miss, March 16, 2008
Consecutive Complete Games	Dakota Hudson; 2016 (at Auburn (4-0), May 13 and Arkansas (7-0), May 19)
A Complete-Game Shutout	Dakota Hudson; vs. Arkansas (7-0), May 19, 2016
at Home	Dakota Hudson; vs. Arkansas (7-0), May 19, 2016
On The Road	Dakota Hudson; at Auburn (4-0), May 13, 2016
SEC Game	Dakota Hudson; vs. Arkansas (7-0), May 19, 2016
as a Freshman	Scott Tanksley; vs. Mississippi College (6-0), April 20, 1993
Postseason Game	B.J. Wallace; vs. Nicholls State (1-0), May 21, 1992 %
17+ Strikeouts	17 - Chris Stratton; at LSU, March 16, 2012
15+ Strikeouts	15 - Will Bednar; vs. Texas, June 20, 2021 \$
10+ Strikeouts	11 - Pico Kohn; Manhattan (G1), Feb. 14, 2025
Recorded Two Saves In One Day	Trevor Fitts; vs. Marshall and Alabama A&M, February 22, 2015

2025 HONORS TRACKER

Hunter Hines, IF/OF

D1Baseball 2025 MLB Draft Top 250 Prospects (No. 161)
Perfect Game Top 75 Seniors (No. 5)
D1 Baseball Top 50 1st Baseman: Preseason 2025 (No. 12)
Preseason All-SEC 1st Team (1B)

Ross Highfill, C

D1Baseball 2025 MLB Draft Top 250 Prospects (No. 92)
D1 Baseball Top 50 Catchers: Preseason 2025 (No. 24)

Ace Reese, IF

Perfect Game 2026 MLB Draft Board: Top 150 (No. 83)
Perfect Game Top 100 Collegiate Sophomores (No. 62)

Dylan Cupp, IF

Perfect Game 2026 MLB Draft Board: Top 150 (No. 113)
Perfect Game Top 101 Collegiate Sophomores (No. 80)

Charlie Foster, LHP

Perfect Game 2027 MLB Draft Board: Top 75 (No. 55)

Noah Sullivan, DH/RHP

D1 Baseball Top 50 1st Basemen: Preseason 2025 (No. 20)
NCBWA Preseason All-America Teams: (1st Team - Utility)

Sawyer Reeves, IF

D1 Baseball Top 50 2nd Basemen: Preseason 2025 (No. 36)

Pico Kohn, LHP

D1 Baseball Top 150 Starting Pitchers: Preseason 2025 (No. 33)
D1Baseball 2025 MLB Draft Top 250 Prospects (No. 113)

Karson Ligon, RHP

D1 Baseball Top 150 Starting Pitchers: Preseason 2025 (No. 100)

Chase Hungate, RHP

D1 Baseball Top 100 Relief Pitchers: Preseason 2025 (No. 23)
2025 Preseason Stopper of the Year Watch List

Jacob Pruitt, RHP

D1Baseball 2025 MLB Draft Top 250 Prospects (No. 152)



SEC UPDATE

Standings

	SEC	Pct.	GB	Division	Overall	Pct.	Home	Away	Neutral	L10	Streak
Mississippi State	0-0	--	--	--	3-0	1.000	3-0	0-0	0-0	3-0	W3
Alabama	0-0	--	--	--	3-0	1.000	3-0	0-0	0-0	3-0	W3
Arkansas	0-0	--	--	--	3-0	1.000	3-0	0-0	0-0	3-0	W3
Florida	0-0	--	--	--	3-0	1.000	3-0	0-0	0-0	3-0	W3
LSU	0-0	--	--	--	3-0	1.000	3-0	0-0	0-0	3-0	W3
Oklahoma	0-0	--	--	--	3-0	1.000	3-0	0-0	0-0	3-0	W3
South Carolina	0-0	--	--	--	3-0	1.000	3-0	0-0	0-0	3-0	W3
Tennessee	0-0	--	--	--	3-0	1.000	3-0	0-0	0-0	3-0	W3
Texas A&M	0-0	--	--	--	3-0	1.000	3-0	0-0	0-0	3-0	W3
Georgia	0-0	--	--	--	3-1	.750	0-0	1-1	2-0	3-1	L1
Auburn	0-0	--	--	--	2-1	.667	2-1	0-0	0-0	2-1	W1
Ole Miss	0-0	--	--	--	2-1	.667	0-0	0-0	2-1	2-1	W1
Texas	0-0	--	--	--	2-1	.667	0-0	0-0	2-1	2-1	W2
Vanderbilt	0-0	--	--	--	2-1	.667	0-0	1-0	1-1	2-1	W1
Kentucky	0-0	--	--	--	1-1	.500	0-0	1-1	0-0	1-1	L1
Missouri	0-0	--	--	--	1-2	.333	0-0	0-0	1-2	1-2	L1

Schedule/Results

all times central

TUESDAY, FEB. 18

Troy at Auburn	
Southern at LSU [SECN+]	2 p.m.
South Carolina at Winthrop [ESPN+]	3 p.m.
Morehead State at Kentucky [SECN+]	3 p.m.
UNC Asheville at Tennessee [SECN+]	3:30 p.m.
Arkansas State at Ole Miss [SECN+]	4 p.m.
Middle Tennessee at Alabama [SECN+]	4 p.m.
Air Force at Vanderbilt [SECN+]	4:30 pm.
Georgia at Kennesaw State [ESPN+]	5 p.m.
Florida at Jacksonville [ESPN+]	5 p.m.
Mississippi State at Southern Miss [ESPN+]	6 p.m.
McNeese at Texas A&M [SECN+]	6 p.m.
Houston at Texas [SECN+]	6:30 p.m.

WEDNESDAY, FEB. 19

North Alabama at Auburn [SECN+]	
Queens at South Carolina [SECN+]	3 p.m.
Alabama State at Alabama [SECN+]	4 p.m.
Air Force at Vanderbilt [SECN+]	4:30 p.m.
Missouri at UCF [ESPN+]	5:30 p.m.
Florida A&M at Florida [SECN+]	6:30 p.m.
LSU at Nicholls [ESPN+]	6:30 p.m.
Oklahoma vs. UTA (Arlington, Texas)	7 p.m.

WEEK-BY-WEEK POLLS

Week	BA	D1	BW	PG	USA	RPI
Preseason	18	18	19	RV	19	--
Week 1	16	18	--	RV	--	--

BA - Baseball America, D1 - D1Baseball, BW - National Collegiate Baseball Writers Association, PG - Perfect Game, USA - USA Today Coaches Poll, RPI - NCAA RPI

(--) - No poll/RPI released by the publication.

IN THE POLLS

Baseball America		D1Baseball		NCBWA		Perfect Game		USA Today/Coaches	
1. Texas A&M	3-0	1. Texas A&M	3-0	1. Texas A&M	3-0	1. Texas A&M	3-0	1. Texas A&M	0-0
2. LSU	3-0	2. Virginia	2-1	2. Tennessee	3-0	2. LSU	3-0	2. Tennessee	0-0
3. Tennessee	3-0	3. LSU	3-0	3. LSU	3-0	3. Virginia	2-1	3. LSU	0-0
4. Arkansas	3-0	4. Tennessee	3-0	4. Arkansas	3-0	4. Georgia	3-1	4. Virginia	0-0
5. Florida State	3-0	5. Arkansas	3-0	5. Florida State	3-0	5. Tennessee	3-0	5. Arkansas	0-0
6. Florida	3-0	6. North Carolina	3-0	6. Oregon State	3-0	6. Florida State	3-0	6. Florida State	0-0
7. Virginia	2-1	7. Oregon State	3-0	7. North Carolina	3-0	7. Texas	2-1	7. Oregon State	0-0
8. Clemson	2-1	8. Georgia	3-1	8. Clemson	2-1	8. Clemson	2-1	8. North Carolina	0-0
9. Oregon State	3-0	9. Florida State	3-0	9. Virginia	2-1	9. Oregon State	3-0	9. Georgia	0-0
10. North Carolina	3-0	10. Florida	3-0	10. Florida	3-0	10. North Carolina	3-0	10. Florida	0-0
11. Georgia	3-1	11. Oregon	3-1	11. Oregon	3-1	11. Florida	3-0	11. Clemson	0-0
12. Texas	2-1	12. NC State	3-0	12. Georgia	3-1	12. Arkansas	3-0	12. Duke	0-0
13. Vanderbilt	2-1	13. Wake Forest	4-0	13. NC State	3-0	13. TCU	3-0	13. Texas	0-0
14. NC State	3-0	14. Clemson	2-1	14. Vanderbilt	2-1	14. Oregon	3-1	14. Oregon	0-0
15. Wake Forest	4-0	15. Vanderbilt	2-1	15. Wake Forest	4-0	15. Vanderbilt	2-1	15. Wake Forest	0-0
16. Mississippi State	3-0	16. Texas	2-1	16. Texas	2-1	16. Wake Forest	4-0	16. NC State	0-0
17. Oklahoma State	1-2	17. Duke	1-2	17. Mississippi State	3-0	17. Dallas Baptist	3-0	17. Oklahoma State	0-0
18. Duke	1-2	18. Mississippi State	3-0	18. Dallas Baptist	3-0	18. Duke	1-2	18. Vanderbilt	0-0
19. Oregon	3-1	19. Oklahoma State	1-2	19. Duke	1-2	19. Coastal Carolina	3-0	19. Mississippi State	0-0
20. Dallas Baptist	3-0	20. Dallas Baptist	3-0	20. UC Santa Barbara	3-0	20. Oklahoma	3-0	20. Arizona	0-0
21. UC Irvine	2-1	21. UC Santa Barbara	3-0	21. TCU	3-0	21. West Virginia	3-0	21. Dallas Baptist	0-0
22. UC Santa Barbara	3-0	22. TCU	3-0	22. Nebraska	2-1	22. UC Santa Barbara	3-0	22. UC Santa Barbara	0-0
23. Kentucky	1-1	23. Nebraska	2-1	23. Southern Miss	4-0	23. Stanford	3-0	23. TCU	0-0
24. TCU	3-0	24. Troy	3-0	24. Troy	3-0	24. Arizona	0-3	24. Kentucky	0-0
25. Michigan	3-0	25. Cincinnati	2-1	25. West Virginia	3-0	25. Auburn	2-1	25. Oklahoma	0-0
								25. Troy	0-0

2025 Scheduled Opponents in Bold



2025 HOME RUN TRACKER

No.	Player	Game	Date	Opponent	Pitcher	On Base	Inn.	Outs	Count	Score	Final
1.	Ace Reese	1	Feb. 14	Manhattan	Craska	0	3	1	2-2	8-0	17-3
2.	Hunter Hines	1	Feb. 14	Manhattan	Craska	1	3	1	2-0	9-0	17-3
3.	Aaron Downs	1	Feb. 14	Manhattan	Brown	2	4	1	0-1	14-0	17-3
4.	Reed Stallman	2	Feb. 14	Manhattan	Smoot	2	7	1	2-1	10-1	13-1
5.	Nolan Stevens	3	Feb. 16	Manhattan	Castelluccio	1	6	1	0-0	3-1	5-1

* - leadoff homerun

2025 HOW IT WAS WON

Below is a chart representing how the eventual game-winning run was recorded for Mississippi State in 2025

Gm	Opponent	Final	Player	Inn.	Outs	Play	Score at Time
1.	Manhattan	17-3	Nolan Stevens	1st	2	Single	3-0
2.	Manhattan	13-1	Joe Powell	2nd	1	Ground Out	1-1
3.	Manhattan	5-1	Hunter Hines	1st	2	Single	1-0

SERIES STATS

BATTING

	AVG	AB	R	H	RBI	2B	3B	HR	BB	K
Manhattan	.359	92	35	33	33	8	0	5	20	18
at Southern Miss										
Missouri State										
Troy										
Astros Foundation Classic										
Queens										
vs. Old Dominion										
vs. Nicholls State										
Texas										
Jackson State										
at Oklahoma										
Samford										
at LSU										
at Memphis										
South Carolina										
at UAB										
at Alabama										
Southern										
Florida										
vs. Ole Miss										
at Auburn										
Memphis										
Kentucky										
Ole Miss										
North Alabama										
at Missouri										

PITCHING

	ERA	W-L	SV	IP	H	R	ER	BB	SO	2B	3B	HR	B/AVG
Manhattan	1.96	3-0	0	23.0	12	5	5	7	40	0	0	0	.152
at Southern Miss													
Missouri State													
Troy													
Astros Foundation Classic													
Queens													
vs. Old Dominion													
vs. Nicholls State													
Texas													
Jackson State													
at Oklahoma													
Samford													
at LSU													
at Memphis													
South Carolina													
at UAB													
at Alabama													
Southern													
Florida													
vs. Ole Miss													
at Auburn													
Memphis													
Kentucky													
Ole Miss													
North Alabama													
at Missouri													



PITCHING STATS

PITCHING (STARTERS)

Date	Opp.	IP	H	R	ER	BB	K
2/14	Manhattan - G1	5.0	1	0	0	0	11
2/14	Manhattan - G2	4.0	4	1	1	0	8
2/16	Manhattan	3.0	1	0	0	2	5
2/18	at Southern Miss						
2/21	Missouri State						
2/22	Missouri State						
2/23	Missouri State						
2/25	Troy						
2/28	vs. Rice (3)						
3/1	vs. Arizona (3)						
3/2	vs. Oklahoma State (3)						
3/4	Southern Miss						
3/7	Queens						
3/8	Queens						
3/9	Queens						
3/11	vs. Old Dominion (2)						
3/12	vs. Nicholls State (2)						
3/14	Texas*						
3/15	Texas*						
3/16	Texas*						
3/18	Jackson State						
3/21	at Oklahoma*						
3/22	at Oklahoma*						
3/23	at Oklahoma*						
3/25	Samford						
3/27	at LSU*						
3/28	at LSU*						
3/29	at LSU*						
4/1	at Memphis						
4/4	South Carolina*						
4/5	South Carolina*						
4/6	South Carolina*						
4/8	at UAB						
4/11	at Alabama*						
4/12	at Alabama*						
4/13	at Alabama*						
4/15	Southern						
4/17	Florida*						
4/18	Florida*						
4/19	Florida*						
4/22	vs. Ole Miss (1)						
4/25	at Auburn*						
4/26	at Auburn*						
4/27	at Auburn*						
4/29	Memphis						
5/2	Kentucky*						
5/3	Kentucky*						
5/4	Kentucky*						
5/9	Ole Miss*						
5/10	Ole Miss*						
5/11	Ole Miss*						
5/13	North Alabama						
5/15	at Missouri*						
5/16	at Missouri*						
5/17	at Missouri*						
2025	Totals	12.0	6	1	1	2	24

* - Southeastern Conference game

(1) - Trustmark Park; Pearl, Miss. | (2) - Kessler Federal Park; Biloxi, Miss.

(3) - Daikin Park; Houston, Texas

PITCHING (BULLPEN)

Date	Opp.	IP	H	R	ER	BB	K
2/14	Manhattan - G1	2.0	2	3	3	3	3
2/14	Manhattan - G2	3.0	2	0	0	0	5
2/16	Manhattan	6.0	2	1	1	0	8
2/18	at Southern Miss						
2/21	Missouri State						
2/22	Missouri State						
2/23	Missouri State						
2/25	Troy						
2/28	vs. Rice (3)						
3/1	vs. Arizona (3)						
3/2	vs. Oklahoma State (3)						
3/4	Southern Miss						
3/7	Queens						
3/8	Queens						
3/9	Queens						
3/11	vs. Old Dominion (2)						
3/12	vs. Nicholls State (2)						
3/14	Texas*						
3/15	Texas*						
3/16	Texas*						
3/18	Jackson State						
3/21	at Oklahoma*						
3/22	at Oklahoma*						
3/23	at Oklahoma*						
3/25	Samford						
3/27	at LSU*						
3/28	at LSU*						
3/29	at LSU*						
4/1	at Memphis						
4/4	South Carolina*						
4/5	South Carolina*						
4/6	South Carolina*						
4/8	at UAB						
4/11	at Alabama*						
4/12	at Alabama*						
4/13	at Alabama*						
4/15	Southern						
4/17	Florida*						
4/18	Florida*						
4/19	Florida*						
4/22	vs. Ole Miss (1)						
4/25	at Auburn*						
4/26	at Auburn*						
4/27	at Auburn*						
4/29	Memphis						
5/2	Kentucky*						
5/3	Kentucky*						
5/4	Kentucky*						
5/9	Ole Miss*						
5/10	Ole Miss*						
5/11	Ole Miss*						
5/13	North Alabama						
5/15	at Missouri*						
5/16	at Missouri*						
5/17	at Missouri*						
2025	Totals	11.0	6	4	4	3	16

* - Southeastern Conference game

(1) - Trustmark Park; Pearl, Miss. | (2) - Kessler Federal Park; Biloxi, Miss.

(3) - Daikin Park; Houston, Texas

SEC SWEEPS

MSU at HOME VS.

Alabama	April 12-14, 2019
Arkansas	April 20-21, 2018
Auburn	April 19-21, 2024
Florida	May 17-19, 2018
Georgia	April 26-28, 2019
Kentucky	April 1-3, 2021
LSU	April 20-21, 1985
Ole Miss	May 18-19, 2002
Missouri	May 5-7, 2016
Oklahoma	Never
South Carolina	Never
Tennessee	March 24-26, 2017
Texas	Never
Texas A&M	April 30-May 1, 2021
Vanderbilt	March 11-12, 2000

MSU ON THE ROAD VS.

Alabama	May 20-22, 2021
Arkansas	March 21-23, 2003
Auburn	April 9-11, 2021
Florida	Never
Georgia	March 28-30, 1997
Kentucky	April 1-3, 1994
LSU	April 18-19, 1981
Ole Miss	May 10-12, 2019
Missouri	April 18-20, 2014
Oklahoma	Never
South Carolina	Never
Tennessee	May 6-8, 2011
Texas A&M	April 12-14, 2013
Texas	Never
Vanderbilt	April 20-21, 1991



2025 DAY-BY-DAY RESULTS

DATE	OPP	W/L	SCORE	WP	LP	SV	REC.
2/14	MAN - G1	W	17-3	Kohn (1-0)	Romero (0-1)	--	1-0
2/14	MAN - G2	W	13-1	Ligon (1-0)	Grasser (0-1)	--	2-0
2/16	MAN	W	5-1	Simmons (1-0)	Duffield (0-1)	--	3-0
2/18	at USM						
2/21	Mo. St.						
2/22	Mo. St.						
2/23	Mo. St.						
2/25	TROY						
2/28	vs. Rice (3)						
3/1	vs. UA (3)						
3/2	vs. OSU (3)						
3/4	USM						
3/7	QU						
3/8	QU						
3/9	QU						
3/11	vs. ODU (2)						
3/12	vs. NSU (2)						
3/14	TEX						
3/15	TEX						
3/16	TEX						
3/18	JSU						
3/21	at OU						
3/22	at OU						
3/23	at OU						
3/25	SAM						
3/27	at LSU						
3/28	at LSU						
3/29	at LSU						
4/1	at MEM						
4/4	USC						
4/5	USC						
4/6	USC						
4/8	at UAB						
4/11	at Bama						
4/12	at Bama						
4/13	at Bama						
4/15	SU						
4/18	UF						
4/19	UF						
4/20	UF						
4/22	vs. OM (1)						
4/25	at AU						
4/26	at AU						
4/27	at AU						
4/29	MEM						
5/2	UK						
5/3	UK						
5/4	UK						
5/9	OM						
5/10	OM						
5/11	OM						
5/13	UNA						
5/15	at MIZ						
5/16	at MIZ						
5/17	at MIZ						

STATS BY MONTH

FEBRUARY TOTALS: 3-0	TEAM ERA: 1.96	TEAM BATTING: .359
MARCH TOTALS: 0-0	TEAM ERA: 0.00	TEAM BATTING: .000
APRIL TOTALS: 0-0	TEAM ERA: 0.00	TEAM BATTING: .000
MAY TOTALS: 0-0	TEAM ERA: 0.00	TEAM BATTING: .000
JUNE TOTALS: 0-0	TEAM ERA: 0.00	TEAM BATTING: .000
FIRST HALF TOTALS: 0-0	TEAM ERA: 0.00	TEAM BATTING: .000
SECOND HALF TOTALS: 0-0	TEAM ERA: 0.00	TEAM BATTING: .000
OVERALL TOTALS: 0-0	TEAM ERA: 0.00	TEAM BATTING: .000

RECORD BY MONTH

Month	Home	Road	Neutral	Total
February	3-0	0-0	0-0	0-0
March	0-0	0-0	0-0	0-0
April	0-0	0-0	0-0	0-0
May	0-0	0-0	0-0	0-0
June	0-0	0-0	0-0	0-0
Totals	3-0	0-0	0-0	0-0

RECORD BY DAY

Month	Home	Road	Total
Sunday	1-0	0-0	0-0
Monday	0-0	0-0	0-0
Tuesday	0-0	0-0	0-0
Wednesday	0-0	0-0	0-0
Thursday	0-0	0-0	0-0
Friday	2-0	0-0	0-0
Saturday	0-0	0-0	0-0
Totals	2-0	0-0	0-0

MARGIN OF VICTORY

	1	2	3	4	5	6	7	8	9	10	11	12+	Total
Miss. State	0	0	0	1	0	0	0	0	0	0	0	2	30
Opponents	0	0	0	0	0	0	0	0	0	0	0	0	0

SCORING BY INNING

	1	2	3	4	5	6	7	8	9	10	11	12+	Total
Miss. State	6	7	9	3	1	6	3	0	0	0	0	0	35
Opponents	0	1	0	0	1	0	3	0	0	0	0	0	5

* - Southeastern Conference game | (1) - Trustmark Park; Pearl, Miss. | (2) - Kessler Federal Park; Biloxi, Miss. | (3) - Daikin Park; Houston, Texas

HEAD COACH CHRIS LEMONIS



Since arriving in Starkville, Chris Lemonis has guided the Bulldogs to unparalleled success, including capturing Mississippi State's first national championship in 2021. He is the first Division I head coach to reach the College World Series in his first two full seasons as head coach of a program in the Super Regional era (since 1999).

In six seasons at MSU, Lemonis has compiled a 207-116 record (.641 winning percentage) and taken his program to two College World Series appearances. In his first two

complete seasons at the helm of the Bulldogs, Lemonis has won 50-plus games, posting a 52-15 record in 2019 and a 50-18 mark in 2021. Lemonis notched his 100th win at MSU in his first 130 games. He is the fastest head coach in program history to reach the 100-win mark.

Lemonis led Mississippi State to its first-ever national championship in 2021 and was named the National Coach of the Year by Baseball America following a 50-18 campaign and an impressive 10-3 showing in the NCAA Tournament. He became the fourth person picked as Baseball America's National Coach of the Year as both an assistant and head coach.

The 18th head coach in the program's storied history, a journey of nearly 40 years came full circle when he was introduced on June 25, 2018, on Adkerson Plaza inside Dudy Noble Field. The son of a 1973 State graduate, Lemonis resided in Starkville as a child and now leads one of the perennial powerhouse in college baseball.

For the 40th time in program history the Mississippi State Bulldogs went to an NCAA Regional in 2024. Lemonis saw junior Khal Stephen take home Third Team All-American honors (NCBWA, ABCA, D1 Baseball), while sophomores Dakota Jordan and Jurrangelo Cjntje took home two All-American honors. Cjntje was second team by Perfect Game and NCBWA, while Jordan was second team by NCBWA and third team by Baseball America. MSU had four players earn ABCA All-Regional honors, Jordan (first team), Cjntje (first team), Stephen (first team) and David Mershon (second team). Mershon became the first shortstop at MSU to earn First Team All-SEC honors at shortstop since 2017. The Bulldogs also had success in the 2024 MLB Draft as they had the 20th first round selection in school history and saw 11 players get selected, the most by any school. Eight of the 11 players selected were pitchers, which set a school record. Mississippi State finished ranked in four of the five baseball polls and were as high as 17 by Baseball America. The MSU pitching staff saw dramatic improvements on the mound in 2024 as they decreased the team ERA by 2.84 from 2023. MSU also saw the starting pitching duo of Stephen and Cjntje posted over 80 innings pitched, eight or more wins, and 100 or more strikeouts. This was the first time since 2019 that MSU has accomplished that feat.

In 2023, Lemonis saw freshman outfielder Dakota Jordan earn Freshman All-American honors by Perfect Game. Awards continued to roll in as Hunter Hines and Colton Ledbetter earned ABCA All-Region honors. Hines also picked up First Team All-SEC honors, and Jordan was named to the All-SEC Freshman team. During the season, the Dawgs hit the fourth most homers in program history with 91, and freshman Ross Highfill became the first player since 2017 to hit three homers in a single game.

Following the 2022 season, Lemonis and the Bulldogs had six players drafted in the MLB Draft, increasing his total to 25 during his time in Starkville. He has extended his streak of having a first-round pick drafted as Landon Sims went early in the 2022 MLB Draft. Not only did the Bulldogs have success in the MLB Draft, but RJ Yeager was named Third Team All-American by the ABCA, NCBWA and Collegiate Baseball Newspapers. Hunter Hines earned Freshman All-American honors by Collegiate Baseball, NCBWA and D1 Baseball.

In 2021, the Bulldogs had five players drafted from their national championship squad, while a total of 19 players have been drafted by Major League Baseball during Lemonis' time in Starkville, including at least one first rounder in each year of his tenure. For the second straight full season, the Mississippi State baseball program saw a pair of student-athletes honored as All-Americans by the American Baseball Coaches Association in Tanner Allen and Landon Sims.

In his first season at the helm of the Diamond Dawgs, Lemonis became the winningest first-year head coach in SEC history and in the process led the 2019 edition to the second-most victories in program history at 52 (54; 1989). The 40 victories over MSU's first 50 games marked the third-most in the first 50 games of a season in program history and set the tone for State's second-straight trip to the College World Series.

Lemonis became one of just three SEC head coaches to advance to the College World Series in their inaugural season in the conference, joining Jake Gibbs (Ole Miss, 1972) and fellow Diamond Dawg skipper Pat McMahon (Mississippi State, 1998).

Four Diamond Dawgs earned All-American honors during Lemonis' first season, while left-handed pitcher Ethan Small was tabbed National Pitcher of the Year (College Baseball Foundation; American Baseball Coaches Association) and right-handed pitcher JT Ginn earned the National Freshman of the Year honor (Collegiate Baseball, Perfect Game). Ginn and Small each earned specialty awards from the SEC, as well, grabbing the conference's Freshman and Pitcher of the Year, respectively.

A school-record-tying 11 Diamond Dawgs heard their names called in the 2019 Major League Baseball First Year Player Draft, including three taken in the first 10 rounds. Small became the 15th Diamond Dawg taken in the first round of the MLB Draft, while SEC career hits leader Jake Mangum (4th; New York Mets) and

Colby White (6th; Tampa Bay) each went in the first 10 rounds. The 11 selections were No. 3 nationally in 2019.

Owning a head coaching record of 308-184-2, Lemonis was also a part of nearly 800 wins as an assistant coach and three trips to the College World Series. During his time at Indiana, Lemonis' teams averaged 35.3 wins per season, including a 40-win campaign during his final season in Bloomington. He averaged 39.2 victories per year during his career in an assistant role (784 wins), bolstered by a 44.9 wins-per-season average at Louisville. The Cardinals were college baseball's winningest program during that eight-year span and made the program's first three trips to Omaha.

Lemonis not only understands what it takes to get to Omaha as a coach but also as a player. A 1992 graduate of The Citadel, Lemonis added a 1990 appearance in the College World Series as a student-athlete. The appearance makes the Bulldogs one of just three schools in Southern Conference history and only current member of the conference to advance to Omaha.

One of the top recruiters and player development coaches in the country, Lemonis has seen success at every coaching stop. After helping his alma mater, The Citadel, to five NCAA Regional appearances in 12 seasons as an assistant coach, Lemonis joined college teammate Dan McDonald's staff at Louisville and quickly turned the Cardinals into an Omaha contender.

After helping Louisville to seven postseason berths in eight years, the 2013 American Baseball Coaches Association/Baseball America Assistant Coach of the Year headed to Indiana to take his first head coaching job with the Hoosier program in 2015.

In each of his head coaching stops, Lemonis has led his team to the NCAA postseason in his first season at the helm. He helped the Hoosiers into the NCAA Tournament field during his initial season in Bloomington, before he guided Mississippi State to the College World Series in 2019 – his first season in Starkville.

Overall, Lemonis enters his 29th season as a collegiate coach in 2023, making two College World Series appearance as a head coach, taking three trips to Omaha as an assistant, earning 17 NCAA tournament berths and aiding in five 50-win seasons. His pupils have earned 35 All-America honors, 18 Freshman All-America laurels and 94 have signed professional baseball contracts, with 18 getting the call up to Major League Baseball.

Widely regarded as one of the elite recruiters and developers of talent in all of college baseball, a total of 100 student-athletes have been selected in the Major League Baseball Draft under Lemonis' watch, with 18 of those reaching the highest level of professional baseball.

Since arriving at Louisville for the 2006-07 academic year, Lemonis has been a part of 14 nationally ranked recruiting classes, including his first three classes at Mississippi State. His initial Diamond Dawgs recruiting class was tabbed as the No. 12 class nationally by Baseball America and Perfect Game, while it earned the No. 9 ranking from Collegiate Baseball Newspaper. In 2019, he and his staff brought in another top-10 ranked class, finishing as high as No. 6 by Baseball America.

Over his first four seasons in Starkville, Lemonis has tutored 20 picks in the MLB First Year Player Draft, including four first rounders and two second rounders. Sixteen of Lemonis' Indiana players were taken in the MLB Draft in his final four years in Bloomington and 14 signed professional contracts. He also recruited and coached nine of the Hoosier's school-record 10 MLB Draft choices in 2019.

Along with the second-most single-season victories (52) during the 2019 season, his team also posted the second-best 20-, 30- and 40-game starts (18-2, 25-5, 32-8) in program history. He joined Pat McMahon as the only two Diamond Dawg dugout bosses to lead the program to the College World Series in their initial campaign and his 52 wins were the most by a first-year SEC head coach in the conference's history.

Lemonis and his wife, the former Jill MacEldowney, have two daughters, Marissa and Mackenzie. The Myrtle Beach, South Carolina native earned his Bachelor of Science in physical education from The Citadel in 1992 and received his Master of Arts in sport management in 1994.

He is also no stranger to Starkville, as he resided on campus as a newborn during his father's time as a student at State. His father, Thomas, was a 1973 Mississippi State graduate with a degree in electrical engineering.

THE LEMONIS FILE

Personal

Hometown: Myrtle Beach, South Carolina
Wife: Jill
Children: Marissa & Mackenzie
College: The Citadel, 1992

Coaching Career

2019-Present: Mississippi State Head Coach
2015-18: Indiana Head Coach
2007-14: Louisville Assistant Coach
2003-06: The Citadel Associate Head Coach
1995-2002: The Citadel Assistant Coach

Lemonis Year-by-Year

As a Head Coach

Yr.	School	Record	Postseason
2015	Indiana	35-24	NCAA Regional
2016	Indiana	32-24	--
2017	Indiana	34-24-2	NCAA Regional
2018	Indiana	40-19	NCAA Regional
2019	Mississippi State	52-15	College World Series
2020	Mississippi State	12-4	**
2021	Mississippi State	50-18	National Champions
2022	Mississippi State	26-30	--
2023	Mississippi State	27-26	--
2024	Mississippi State	40-23	NCAA Regional
2025	Mississippi State	3-0	--
Totals	11th season	351-207-2	

2021 National Champions
 Six NCAA Regionals
 Two NCAA Super Regionals
 Two NCAA College World Series
 ** No postseason due to COVID-19

As an Assistant Coach

1995	The Citadel	39-21	NCAA Regional
1996	The Citadel	33-26	--
1997	The Citadel	37-21	--
1998	The Citadel	37-24	NCAA Regional
1999	The Citadel	41-20	NCAA Regional
2000	The Citadel	39-20	--
2001	The Citadel	38-24	NCAA Regional
2002	The Citadel	31-26	--
2003	The Citadel	32-25	--
2004	The Citadel	39-28	NCAA Regional
2005	The Citadel	25-34	--
2006	The Citadel	34-27	--
2007	Louisville	47-24	College World Series
2008	Louisville	41-21	NCAA Regional
2009	Louisville	47-18	NCAA Super Regional
2010	Louisville	50-14	NCAA Regional
2011	Louisville	32-29	--
2012	Louisville	41-22	NCAA Regional
2013	Louisville	51-14	College World Series
2014	Louisville	50-17	College World Series
Totals	20 Seasons	784-455	

12 NCAA Regionals
 Four NCAA Super Regionals
 Three College World Series





DUDY NOBLE FIELD

BIOGRAPHY

The largest on-campus facility in college baseball, Dudy Noble Field will see the 59th season of Mississippi State baseball at its current site in 2025. With over 1,700 games played at the venue, the Diamond Dawgs have a .725 winning percentage at the facility, which received a \$68-million upgrade prior to the 2019 season.

The field is named in honor of longtime MSU baseball coach, athletics director and ABCA Hall of Famer Clarke Randolph "Dudy" Noble. On April 27, 1998 the facility was renamed Dudy Noble Field, Polk-DeMent Stadium, honoring another ABCA Hall of Famer, former Bulldog skipper Ron Polk, and the late Gordon DeMent, a successful businessman and longtime fan of the Diamond Dawgs from Indianola, Mississippi.

The Origin

From 1929 until 1964, Mississippi State hosted its baseball games at the original on-campus venue, Hardy Field, which was located several hundred yards to the south of the Bulldogs' home football venue, Davis Wade Stadium at Scott Field. The baseball field was closed following the 1964 season to make way for the construction of Dorman Hall and for the next two seasons the Diamond Dawgs played their home games at Redbird Park in Columbus, Mississippi, capturing SEC titles both seasons at their temporary home.

The tin-roofed grandstand and 2,000-seat bleachers from the original Dudy Noble Field were transported to the stadium's present site, which became playable for the 1967 season. Since that time, facility enhancements have followed at a steady pace to make the "Carnegie Hall of College Baseball" one of the finest all-around facilities on the road to Omaha. Among with numerous upgrades, the current site has seen two complete demolitions and reconstructions, the latest occurring during a three-year span from 2017-2019 and opening prior to the start of the 2019 campaign.

Leading the Attendance Boom

With a laundry list of legendary names on its all-time roster, it comes as no surprise that Mississippi State ranks among the nation's attendance leader's year in and year out. The Dudy Noble Field faithful have sold out the reserved seating allotment every season since 1987.

Along with routinely hosting some of the largest crowds in the SEC, the last 11 three-day Super Bulldog Weekend series have drawn more than 25,000 fans. The most fans for a Super Bulldog Weekend game during the 2023 season with 43,986 fans came to The Dude.

MSU eclipsed the 200,000 mark in paid attendance at Dudy Noble Field for six-straight seasons between 2012-17, marking the first such occurrence in the program's history. Over the past three seasons, MSU has eclipsed the 300,000 mark in paid attendance, which had never been done before in back-to-back-to-back seasons. In 2013, the Diamond Dawgs' five-millionth fan walked through the turnstiles at Dudy Noble Field. Since home attendance figures were charted starting in 1976, the "Carnegie Hall of College Baseball" has seen 7,616,815 fans rush through the gates.

In 24 of the last 25 seasons, Mississippi State has averaged 6,000 fans per game, including a record average of 11,094 during the 2023 campaign, the second-best mark in the nation. Overall, State has eclipsed the 200,000-fan mark 16 times since 2002, with a school-record 373,784 viewing the 2019 home schedule.

Of the top 25 all-time college baseball on-campus attendances, Dudy Noble Field finds itself on the list 24 times, most notably owning the all-time on-campus attendance record of 16,423 on April 15, 2023. The Bulldogs own all of the top 15 marks and 19 of the top 20 marks, in NCAA on-campus history and are the only NCAA baseball program to boast on-campus attendances of 14,000 or more. The five largest NCAA Super Regional crowds have all assembled in Starkville, Mississippi, as well.

From April 14-16, 2023, the Bulldog faithful flooded the gates at Dudy Noble Field to the tune of 43,986 fans for a three-game series versus Ole Miss. The nearly 44,000 fans on the weekend set an NCAA on-campus attendance record for a three-game series.

During the 2024 season, the Diamond Dawg faithful showed up in groves as 370,711 fans appeared at The Dude with Mississippi State receiving the largest average attendance numbers in the nation, averaging 10,903 fans per game. The

Diamond Dawgs had 10,000+ fans at 23 games last season at Dudy Noble Field. Dudy Noble Field has ushered in crowds of 10,000 or better 126 times, including 2007 NCAA Super Regional-record draws of 13,715 and 12,620 for nationally-televised, late-morning games against Clemson. In 2019, the first season of the "New Dude," the Diamond Dawgs garnered crowds of 10,000-plus 10 times. Over the last three seasons the number of 10,000-plus crowds have grown and MSU set a school record with 21 during the 2024 season.

Mississippi State has hosted 26 postseason events at the facility, including three NCAA District III Tournaments (1973-75), five SEC tournaments (1979, 81, 83, 88 & 95), 16 NCAA Regionals (1979, 84-85, 87-89, 90, 92, 97, 2000, 03, 13, 16, 19 & 21) and four NCAA Super Regionals (2007, 16, 19 & 21).

The Left Field Lounge™

The aura of Mississippi State baseball at Dudy Noble Field is certainly not confined to the loyal legions in the impressive grandstand, pro-style luxury sky suites or luxurious Left Field Lofts.

In fact, some of the more highly-prized seats at Bulldog baseball games are found beyond the outfield fence in the Left Field Lounge™. Waiting lists greet those seeking to purchase one of the 96 outfield lounges in the iconic two-level outfield tailgate.

Once a colorful assortment of pickup trucks, motor homes, and trailers — most equipped with barbecue grills — lined the outfield fence, completing a circle of humanity at Dudy Noble Field. Now, the permanent lounge spaces are connected to the concourse, allowing everyone to stroll through and experience the iconic lounge culture.

What began in the late 1960s as a popular gathering spot for baseball-loving MSU supporters now forms college baseball's largest tailgate party.

The "New Dude"

The second demolition at the current site occurred following the 2017 season and the \$68 million facility opened its gates for the 2019 campaign. Architect Wier Boerner Allin, along with consultants Populous and famed stadium architect/State alum Janet Marie Smith designed the project, while construction manager ICM and general contractor JESCO Construction, Inc. oversaw the construction.

Covering 12 acres of land on the Mississippi State University campus, the 230,000 square foot facility carries on Dudy Noble Field's legacy as the "Carnegie Hall of College Baseball." Installation of the second largest scoreboard in college baseball, measuring 43 feet wide by 60 feet high, started the project in 2017. The board, which was the largest in college baseball upon installation, is larger than boards owned by three Major League Baseball teams. The addition of 96 permanent Left Field Lounge rigs encircling the outfield followed during the fall of 2018.

The concourse and lower-level grandstands were in place for the 2018 season, with the Diamond Suites, upper-deck reserved seating area and three unique club areas — Farm Bureau Triple Crown Club, Charlie and Dana Stephenson Omaha Club and The Rooftop Club — were completed prior to the 2019 campaign. The newest version of Dudy Noble Field also features increased restroom facilities and concession points of sale.

The player spaces also received an upgrade, expanding to cover 18,000 square feet underneath the facility. The fully-equipped Bruce and Julie Martin Locker Room includes an embedded equipment room, houses 40 wooden lockers and features an oversized, dimensional halo-lit '85 Script Mississippi State sign suspended overhead in the middle of the room.

The more spacious locker room includes an attached training room with whirlpool and fully-functional fueling station. The Mitch Moreland Hitting Tunnel, which is equipped with HitTrax, and Turner & Gloria Wingo Team Lounge are easily accessed from the home dugout, with the eye-popping player entrance and Hassell H. Franklin Omaha Room greeting players as they enter the facility. The Pat McMahon Pitching Lab is also housed under the stadium, featuring arm care and conditioning equipment, one oversized turfed mound with three pitching rubbers and state of the art video equipment.

TOP-25 CROWDS

Rank	Attendance	Opponent	Date
1.	16,423	* Ole Miss	April 15, 2023
2.	15,586	Ole Miss	April 12, 2014
3.	15,078	Texas A&M	April 16, 2016
4.	14,991	Florida	April 22, 1989
5.	14,739	Ole Miss	April 14, 2023
6.	14,562	Auburn	April 20, 2013
7.	14,385	# Notre Dame	June 12, 2021
8.	14,378	LSU	April 16, 1988
9.	14,320	Arizona State	Feb. 25, 2023
10.	14,273	Alabama	May 4, 2024
11.	14,228	LSU	April 9, 2022
12.	14,077	Alabama	March 26, 2022
13.	13,974	LSU	March 16, 2024
14.	13,971	# Notre Dame	June 13, 2021
15.	13,761	Arkansas	April 25, 1992
16.	13,715	^ Clemson	June 9, 2007
17.	13,691	Kentucky	April 8, 2017
18.	13,617	Georgia	April 8, 2006
19.	13,447	Georgia	April 6, 2024
20.	13,452	^ Arizona	June 11, 2016
21.	13,357	Auburn	April 19, 2024
22.	13,351	Long Beach State	Feb. 19, 2022
23.	13,338	Ole Miss	April 17, 2021
24.	13,224	Ole Miss	April 11, 2014
25.	13,132	^ Stanford	June 8, 2019

* - NCAA on-campus attendance record

^ - NCAA Regional

- NCAA Super Regional

NOTE: Mississippi State owns 124 crowds of 10,000-plus in the history of the program. The top 10 crowds in Dudy Noble Field history are also the top 10 on-campus crowds in NCAA history.



2025 SEASON STATISTICS

Record: 3-0 Home: 3-0 Away: 0-0 SEC: 0-0

Player	avg	gp-gs	ab	r	h	2b	3b	hr	rbi	tb	slg%	bb	hp	so	gdp	ob%	sf	sh	sb-att	po	a	e	fld%
5 Downs, Aaron	.571	3-2	7	3	4	0	0	1	7	7	1.000	1	0	1	0	.556	1	0	2-2	1	0	0	1.000
38 Chance, Bryce	.556	3-3	9	4	5	2	0	0	2	7	.778	0	1	1	0	.600	0	1	1-1	4	0	0	1.000
36 Stevens, Nolan	.500	3-2	6	2	3	1	0	1	5	7	1.167	1	1	1	0	.625	0	0	1-1	2	0	0	1.000
18 Sullivan, Noah	.500	3-3	6	7	3	1	0	0	4	4	.667	2	3	0	0	.727	0	0	0-0	0	0	0	.000
44 Hines, Hunter	.455	3-3	11	5	5	1	0	1	5	9	.818	1	0	2	0	.500	0	0	0-0	15	0	0	1.000
10 Cupp, Dylan	.400	3-3	5	1	2	1	0	0	3	3	.600	5	1	1	0	.727	0	0	0-0	1	3	0	1.000
3 Reese, Ace	.250	3-3	8	4	2	0	0	1	1	5	.625	3	1	2	0	.500	0	0	1-1	0	3	0	1.000
22 Highfill, Ross	.222	3-3	9	5	2	1	0	0	2	3	.333	3	2	2	0	.500	0	0	1-1	23	1	1	.960
2 Reeves, Sawyer	.083	3-3	12	1	1	0	0	0	0	1	.083	2	0	3	0	.214	0	0	0-0	1	1	0	1.000

41 Pulliam, Ethan	1.000	2-0	1	0	1	0	0	0	0	1	1.000	0	1	0	0	1.000	0	0	0-0	0	0	0	.000
49 Sanders, Gatlin	1.000	1-0	1	0	1	0	0	0	0	1	1.000	0	0	0	0	1.000	0	0	0-0	0	0	0	.000
34 Frei, Gehrig	.500	2-0	2	1	1	0	0	0	0	1	.500	0	0	0	0	.500	0	0	1-1	2	0	0	1.000
32 O'Brien, Michael	.500	3-0	2	1	1	1	0	0	0	2	1.000	0	0	0	0	.500	0	0	0-0	0	0	0	.000
43 Spalitta, Steven	.500	1-0	2	0	1	0	0	0	0	1	.500	0	0	1	0	.500	0	0	0-0	0	0	0	.000
7 Stallman, Reed	.333	2-1	3	1	1	0	0	1	3	4	1.333	1	0	1	0	.500	0	0	0-0	1	0	0	1.000
52 Buckner, Lukas	.000	1-0	2	0	0	0	0	0	0	0	.000	0	0	1	0	.000	0	0	0-0	1	1	0	1.000
6 Davila, Landis	.000	2-0	2	0	0	0	0	0	0	0	.000	0	0	1	0	.000	0	0	0-0	0	0	0	.000
55 Powell, Joe	.000	1-1	2	0	0	0	0	0	1	0	.000	1	0	0	0	.333	0	0	0-0	11	2	0	1.000
23 Owen, Jackson	.000	1-0	1	0	0	0	0	0	0	0	.000	0	0	0	0	.000	0	0	0-0	6	0	0	1.000
13 Chester, Nate	.000	1-0	1	0	0	0	0	0	0	0	.000	0	0	1	0	.000	0	0	0-0	0	1	0	1.000
Totals	.359	3	92	35	33	8	0	5	33	56	.609	20	10	18	0	.512	1	1	7-7	69	16	1	.988
Opponents	.152	3	79	5	12	2	0	1	5	17	.215	7	1	40	0	.230	0	0	2-3	61	16	2	.975

LOB - Team (28), Opp (13).

(All games Sorted by Earned run avg)

Player	era	w-l	app	gs	cg	sho	sv	ip	h	r	er	bb	so	2b	3b	hr	b/avg	wp	hp	bk	sfa	sha
9 Kohn, Pico	0.00	1-0	1	1	0	0/0	0	5.0	1	0	0	0	11	0	0	0	.063	0	0	0	0	0
17 Simmons, Stone	0.00	1-0	1	1	0	0/0	0	3.0	1	0	0	2	5	0	0	0	.111	0	0	0	0	0
35 Davis, Ben	0.00	0-0	1	0	0	0/0	0	2.0	1	0	0	0	4	0	0	0	.167	0	0	0	0	0
45 Burns, Dane	0.00	0-0	1	0	0	0/0	0	1.0	1	0	0	0	2	0	0	0	.250	0	0	0	0	0
26 Hungate, Chase	0.00	0-0	1	0	0	0/0	0	1.0	1	0	0	0	1	0	0	0	.250	0	0	0	0	0
4 Grant, Mikhai	0.00	0-0	1	0	0	0/0	0	1.0	0	0	0	1	0	0	0	0	.000	0	0	0	0	0
29 Williams, Nate	0.00	0-0	1	0	0	0/0	0	1.0	0	0	0	1	3	0	0	0	.000	0	0	0	0	0
15 Dotson, Luke	0.00	0-0	1	0	0	0/0	0	1.0	0	0	0	0	0	0	0	0	.000	0	0	0	0	0
8 Foster, Charlie	0.00	0-0	1	0	0	0/0	0	1.0	0	0	0	1	2	0	0	0	.000	0	0	0	0	0
31 Ligon, Karson	2.25	1-0	1	1	0	0/0	0	4.0	4	1	1	0	8	1	0	0	.250	1	0	0	0	0
28 McPherson, Ryan	4.50	0-0	1	0	0	0/0	0	2.0	1	1	1	0	3	0	0	1	.143	0	0	0	0	0
30 Pruitt, Jacob	27.00	0-0	1	0	0	0/0	0	1.0	2	3	3	2	1	1	0	0	.400	0	1	0	0	0
Totals	1.96	3-0	3	3	0	0/0	0	23.0	12	5	5	7	40	2	0	1	.152	1	1	0	0	0
Opponents	15.05	0-3	3	3	0	0/0	0	20.1	33	35	34	20	18	8	0	5	.359	2	10	0	1	1

Pickoffs - Team (1), Simmons 1. SBA/ATT - Simmons (2-2), Highfill (2-2), Davis (0-1), Powell (0-1).

2024 SOUTHEASTERN CONFERENCE STATISTICS

Record: 17-13 Home: 11-4 Away: 6-9 SEC: 17-13

Player	avg	gp-gs	ab	r	h	2b	3b	hr	rbi	tb	slg%	bb	hp	so	gdp	ob%	sf	sh	sb-att	po	a	e	fld%
7 Hujsak, Connor	.387	24-24	93	27	36	7	0	6	22	61	.656	8	4	10	0	.457	0	0	4-5	67	1	0	1.000
38 Chance, Bryce	.333	29-28	108	17	36	5	1	4	20	55	.509	9	3	7	3	.387	4	0	2-3	36	0	0	1.000
42 Jordan, Dakota	.304	30-30	112	22	34	6	0	5	18	55	.491	20	2	42	0	.418	0	0	0-1	53	0	0	1.000
40 Kohler, Logan	.300	27-27	100	18	30	6	0	5	24	51	.510	6	2	28	0	.349	1	2	0-1	21	38	4	.937
3 Mershon, David	.274	30-30	113	26	31	1	0	3	15	41	.363	19	3	28	2	.384	3	2	16-18	51	57	1	.991
44 Hines, Hunter	.254	30-30	114	26	29	5	0	12	31	70	.614	19	0	42	1	.358	1	0	0-0	183	20	1	.995
8 Larry, Amani	.213	30-30	108	18	23	4	0	6	20	45	.417	14	11	28	3	.358	1	4	3-5	19	24	2	.956
18 Long, Johnny	.189	24-23	74	12	14	0	0	1	6	17	.230	15	3	17	1	.348	0	0	0-0	208	9	0	1.000

55 Powell, Joe	.357	11-9	28	3	10	2	0	2	6	18	.643	6	1	6	0	.472	1	0	0-0	67	2	1	.986
5 Downs, Aaron	.259	16-14	54	11	14	2	0	0	5	16	.296	7	1	20	3	.355	0	2	0-0	25	0	0	1.000
10 Cupp, Dylan	.250	3-3	8	0	2	0	0	0	0	2	.250	0	1	2	1	.333	0	1	0-0	4	4	1	.889
36 Stevens, Nolan	.200	6-0	5	1	1	0	0	0	0	1	.200	1	1	3	0	.429	0	0	0-0	1	5	0	1.000
41 Pulliam, Ethan	.196	15-15	46	4	9	3	0	1	8	15	.326	5	0	10	0	.269	1	0	0-0	12	20	2	.941
13 Chester, Nate	.188	15-3	16	3	3	2	0	0	1	5	.313	2	0	4	0	.278	0	1	0-0	5	8	2	.867
46 McKenzie, Jackson	.125	3-2	8	0	1	0	0	0	0	1	.125	0	0	5	0	.125	0	0	0-0	1	1	0	1.000
32 O'Brien, Michael	.000	8-1	6	1	0	0	0	0	0	0	.000	1	0	1	0	.143	0	0	0-0	3	0	0	1.000
43 Spalitta, Steven	.000	2-1	4	0	0	0	0	0	0	0	.000	0	0	2	0	.000	0	0	0-0	0	0	0	.000
14 Stephen, Khal	.000	1-0	1	0	0	0	0	0	0	0	.000	0	0	1	0	.000	0	0	0-0	2	0	0	1.000
15 Dotson, Luke	.000	1-0	1	0	0	0	0	0	0	0	.000	0	0	1	0	.000	0	0	0-0	0	0	1	.000
Totals	.273	30	999	189	273	43	1	45	176	453	.453	132	32	257	14	.372	12	12	25-33	773	207	16	.984
Opponents	.236	30	987	144	233	40	0	42	137	399	.404	110	28	268	12	.327	9	3	9-12	766	254	28	.973

LOB - Team (232), Opp (220). DPs turned - Team (14), Opp (15). IBB - Team (12), Hines 6, Jordan 4, Hujsak 2, Opp (8). Picked off - Hujsak 2, Chance 1, Larry 1, Downs 1, Mershon 1, Long 1.

(SEC games only Sorted by Earned run avg)

Player	era	w-l	app	gs	cg	sho	sv	ip	h	r	er	bb	so	2b	3b	hr	b/avg	wp	hp	bk	sfa	sha
14 Stephen, Khal	3.21	6-2	10	10	0	0/1	0	61.2	50	24	22	15	67	5	0	12	.216	6	2	0	1	0
50 Cijntje, Jurrangelo	4.02	5-1	10	10	0	0/0	0	56.0	48	27	25	17	63	12	0	10	.226	1	7	0	2	0

25 Dohm, Nate	0.00	0-0	2	1	0	0/0	0	1.1	1	0	0	0	2	0	0	0	.200	1	0	0	0	0
45 Davis, Tyler	1.04	1-0	12	0	0	0/0	3	17.1	11	2	2	8	16	3	0	0	.177	0	1	0	0	0
26 Hardin, Tyson	2.37	1-2	13	0	0	0/1	2	19.0	15	6	5	10	23	2	0	1	.217	2	1	0	1	1
9 Kohn, Pico	2.57	0-0	2	2	0	0/0	0	7.0	5	3	2	3	9	2	0	0	.200	1	2	0	0	0
31 Ligon, Karson	3.65	1-0	7	1	0	0/0	0	12.1	7	6	5	10	8	1	0	1	.167	2	4	1	1	0
48 Auger, Brooks	4.63	1-1	9	3	0	0/0	0	23.1	20	14	12	13	23	4	0	1	.220	1	1	0	1	0
16 Cheatham, Cole	6.23	0-0	3	0	0	0/0	0	4.1	4	4	3	4	5	0	0	0	.200	0	0	0	0	0
36 Stevens, Nolan	6.89	1-3	8	0	0	0/0	0	15.2	18	12	12	8	16	2	0	3	.290	2	2	0	0	0
2 Schuelke, Cam	7.47	1-2	18	0	0	0/0	1	15.2	14	13	13	10	9	5	0	4	.246	0	3	1	1	2
12 Siary, Evan	9.42	0-2	5	3	0	0/0	0	14.1	19	15	15	5	14	2	0	6	.311	0	2	0	1	0
27 Black, Gavin	10.12	0-0	4	0	0	0/0	0	5.1	6	6	6	5	6	0	0	2	.286	1	1	0	0	0
15 Dotson, Luke	21.00	0-0	5	0	0	0/0	0	3.0	10	7	7	1	6	2	0	0	.526	0	1	0	1	0
21 Holcombe, Colby	27.00	0-0	1	0	0	0/0	0	1.1	4	4	4	1	1	0	0	1	.500	0	1	0	0	0
6 Forsythe, Logan	99.00	0-0	1	0	0	0/0	0	0.0	1	1	1	0	0	0	0	1	1.000	0	0	0	0	0
Totals	4.68	17-13	30	30	0	1/1	6	257.2	233	144	134	110	268	40	0	42	.236	17	28	2	9	3
Opponents	5.75	13-17	30	30	1	1/0	5	255.1	273	189	163	132	257	43	1	45	.273	21	32	2	12	12

PB - Team (7), Long 7, Opp (4). Pickoffs - Team (2), Schuelke 1, Stevens 1, Opp (7). SBA/ATT - Long (6-6), Powell (3-4), Schuelke (3-3), Holcombe (2-2), Stephen (2-2), Cijntje (0-1), Kohn (0-1), Hardin (1-1), Dotson (1-1), Stevens (0-1).



2025 GAME-BY-GAME (HITTING)

Date	Opponent	ab	r	h	rbi	2b	3b	hr	tb	bb	ibb	sb	cs	hbp	sac	sf	gdp	k	po	a	e	lob	avg
Feb 14	MANHATTAN	33	17	15	16	3	0	3	27	8	0	2	0	4	0	0	0	5	21	3	0	10	.455
Feb 14	MANHATTAN	29	13	11	12	4	0	1	18	8	0	2	0	3	0	1	0	5	21	6	1	9	.419
Feb 16	MANHATTAN	30	5	7	5	1	0	1	11	4	0	3	0	3	1	0	0	8	27	7	0	9	.359
Totals		92	35	33	33	8	0	5	56	20	0	7	0	10	1	1	0	18	69	16	1	28	.359

2025 GAME-BY-GAME (PITCHING)

Date	Opponent	ip	h	r	er	bb	so	2b	3b	hr	wp	bk	hbp	dp	ibb	score	w-l	sv	era
Feb 14	MANHATTAN	7.0	3	3	3	3	14	1	0	0	0	0	1	0	0	17-3	1-0	0	3.86
Feb 14	MANHATTAN	7.0	6	1	1	0	13	1	0	0	1	0	0	0	0	13-1	2-0	0	2.57
Feb 16	MANHATTAN	9.0	3	1	1	4	13	0	0	1	0	0	0	0	0	5-1	3-0	0	1.96
Totals		23.0	12	5	5	7	40	2	0	1	1	0	1	0	0	35-5	3-0	0	1.96



2025 GAME-BY-GAME STARTERS (BATTING ORDER)

DATE	OPPONENT	1	2	3	4	5	6	7	8	9	SP
2/14	Manhattan - G1	Reeves	Highfill	Reese	Sullivan	Hines	Chance	Stevens	Stallman	Cupp	Kohn
2/14	Manhattan - G2	Reeves	Highfill	Reese	Sullivan	Hines	Chance	Downs	Powell	Cupp	Ligon
2/16	Manhattan	Reeves	Highfill	Reese	Sullivan	Hines	Chance	Stevens	Downs	Cupp	Simmons
2/18	at Southern Miss										
2/21	Missouri State										
2/22	Missouri State										
2/23	Missouri State										
2/25	Troy										
2/28	vs. Rice (3)										
3/1	vs. Arizona (3)										
3/2	vs. Oklahoma State (3)										
3/4	Southern Miss										
3/7	Queens										
3/8	Queens										
3/9	Queens										
3/11	vs. Old Dominion (2)										
3/12	vs. Nicholls State (2)										
3/14	Texas*										
3/15	Texas*										
3/16	Texas*										
3/18	Jackson State										
3/21	at Oklahoma*										
3/22	at Oklahoma*										
3/23	at Oklahoma*										
3/25	Samford										
3/27	at LSU*										
3/28	at LSU*										
3/29	at LSU*										
4/1	at Memphis										
4/4	South Carolina*										
4/5	South Carolina*										
4/6	South Carolina*										
4/8	at UAB										
4/11	at Alabama*										
4/12	at Alabama*										
4/13	at Alabama*										
4/15	Southern										
4/17	Florida*										
4/18	Florida*										
4/19	Florida*										
4/22	vs. Ole Miss (1)										
4/25	at Auburn*										
4/26	at Auburn*										
4/27	at Auburn*										
4/29	Memphis										
5/2	Kentucky*										
5/3	Kentucky*										
5/4	Kentucky*										
5/9	Ole Miss*										
5/10	Ole Miss*										
5/11	Ole Miss*										
5/13	North Alabama										
5/15	at Missouri*										
5/16	at Missouri*										
5/17	at Missouri*										

* - Southeastern Conference game | (1) - Trustmark Park; Pearl, Miss. | (2) - Kessler Federal Park; Biloxi, Miss. | (3) - Daikin Park; Houston, Texas


2025 GAME-BY-GAME STARTERS (POSITION)

DATE	OPPONENT	C	1B	2B	3B	SS	LF	CF	RF	DH	SP
2/14	Manhattan - G1	Highfill	Hines	Reeves	Reese	Cupp	Stallman	Chance	Stevens	Sullivan	Kohn
2/14	Manhattan - G2	Powell	Hines	Reeves	Reese	Cupp	Downs	Chance	Highfill	Sullivan	Ligon
2/16	Manhattan	Highfill	Hines	Reeves	Reese	Cupp	Downs	Chance	Stevens	Sullivan	Simmons
2/18	at Southern Miss										
2/21	Missouri State										
2/22	Missouri State										
2/23	Missouri State										
2/25	Troy										
2/28	vs. Rice (3)										
3/1	vs. Arizona (3)										
3/2	vs. Oklahoma State (3)										
3/4	Southern Miss										
3/7	Queens										
3/8	Queens										
3/9	Queens										
3/11	vs. Old Dominion (2)										
3/12	vs. Nicholls State (2)										
3/14	Texas*										
3/15	Texas*										
3/16	Texas*										
3/18	Jackson State										
3/21	at Oklahoma*										
3/22	at Oklahoma*										
3/23	at Oklahoma*										
3/25	Samford										
3/27	at LSU*										
3/28	at LSU*										
3/29	at LSU*										
4/1	at Memphis										
4/4	South Carolina*										
4/5	South Carolina*										
4/6	South Carolina*										
4/8	at UAB										
4/11	at Alabama*										
4/12	at Alabama*										
4/13	at Alabama*										
4/15	Southern										
4/17	Florida*										
4/18	Florida*										
4/19	Florida*										
4/22	vs. Ole Miss (1)										
4/25	at Auburn*										
4/26	at Auburn*										
4/27	at Auburn*										
4/29	Memphis										
5/2	Kentucky*										
5/3	Kentucky*										
5/4	Kentucky*										
5/9	Ole Miss*										
5/10	Ole Miss*										
5/11	Ole Miss*										
5/13	North Alabama										
5/15	at Missouri*										
5/16	at Missouri*										
5/17	at Missouri*										


* - Southeastern Conference game | (1) - Trustmark Park; Pearl, Miss. | (2) - Kessler Federal Park; Biloxi, Miss. | (3) - Daikin Park; Houston, Texas



2025 TV/MEDIA ROSTER



2 | Sawyer Reeves
IF | R/R | Sr./Sr.
Lugoff, S.C.




3 | Ace Reese
IF | L/R | So./So.
Canton, Texas



4 | Mikhail Grant
RHP | R/R | So./Fr.
Stockbridge, Ga.



5 | Aaron Downs
IF/OF | R/R | Sr./Sr.
Pella, Iowa



6 | Landis Davila
OF | L/R | Fr./Fr.
Farragut, Tenn.




7 | Reed Stallman
IF | L/R | Sr./Sr.
Robins, Iowa



8 | Charlie Foster
LHP | R/L | Fr./Fr.
Snellville, Ga.



9 | Pico Kohn
LHP | L/L | Sr./Jr.
Verben, Ala.



10 | Dylan Cupp
IF | R/R | So./So.
Cedartown, Ga.




11 | Duke Stone
RHP | R/R | Fr./Fr.
Uvalda, Ga.



12 | Evan Siary
RHP | R/R | Jr./Jr.
Columbus, Miss.




13 | Nate Chester
IF | R/R | Sr./Sr.
Kansas City, Mo.



14 | Cade O'Leary
RHP | R/R | Fr./Fr.
Knoxville, Tenn.



15 | Luke Dotson
LHP | L/L | So./So.
Marietta, Ga.



16 | Braden Booth
IF/RHP | R/R | Fr./Fr.
Madison, Ala.



17 | Stone Simmons
RHP | R/R | Gr./Sr.
Houston, Texas



18 | Noah Sullivan
DH/RHP | R/R | Sr./Sr.
Orlando, Fla.




19 | Robert Fortenberry
LHP | L/L | Jr./Jr.
Frisco, Texas




22 | Ross Highfill
C | R/R | Jr./So.
Madison, Miss.



23 | Jackson Owen
C | R/R | Sr./Jr.
Starkville, Miss.




25 | Bradley Loftin
LHP | L/L | Jr./Jr.
Southaven, Miss.



26 | Chase Hungate
RHP | L/R | Sr./Sr.
Abingdon, Va.



27 | Gavin Black
RHP | L/R | Jr./Jr.
Bogart, Ga.



28 | Ryan McPherson
RHP | R/R | Fr./Fr.
Hollywood, Fla.




29 | Nate Williams
RHP | R/R | Sr./Jr.
Acworth, Ga.



30 | Jacob Pruitt
RHP | R/R | Jr./Jr.
Yorktown, Ind.



31 | Karson Ligon
RHP | R/R | Sr./Sr.
Sarasota, Fla.



32 | Michael O'Brien
OF | L/L | So./So.
River Ridge, La.



34 | Gehrig Frei
IF | S/R | Sr./Jr.
Alpharetta, Ga.



35 | Ben Davis
RHP/C | R/R | Jr./Jr.
Booneville, Miss.



36 | Nolan Stevens
IF/OF/LHP | L/L | So./So.
Elk Grove, Calif.



38 | Bryce Chance
OF | R/R | Sr./Jr.
Ridgeland, Miss.



41 | Ethan Pulliam
IF/OF | R/R | So./So.
Starkville, Miss.



42 | Jack Gleason
RHP | R/R | Fr./Fr.
Germantown, Tenn.




43 | Steven Spalitta
IF/C | L/R | So./So.
Mandeville, La.



44 | Hunter Hines
IF/OF | L/R | Sr./Sr.
Madison, Miss.



45 | Dane Burns
LHP | R/L | Fr./Fr.
Celina, Texas



47 | JT Schnoor
RHP | R/R | Jr./Jr.
Pascagoula, Miss.



48 | Kevin Mannell
RHP | R/R | Jr./Jr.
Topeka, Kan.



49 | Gatlin Sanders
IF/OF | L/R | Jr./Jr.
Madison, Miss.



52 | Lukas Buckner
IF | L/R | Fr./Fr.
Knoxville, Tenn.



55 | Joe Powell
C | R/R | Gr./Sr.
Mason, Ohio