



# MISSISSIPPI STATE BASEBALL

## 2021 NATIONAL CHAMPIONS

135 Seasons | 40 NCAA Tournament Appearances | 12 College World Series Appearances | 20 MLB First Round Draft Picks

### 2025 SCHEDULE & RESULTS

#### MISSISSIPPI STATE BY THE NUMBERS

|                     |     |
|---------------------|-----|
| Overall Record      | 8-4 |
| SEC Record          | 0-0 |
| at Dudy Noble Field | 7-1 |
| Road Games          | 0-1 |
| Neutral Site Games  | 1-2 |
| Streak              | W1  |
| Last 10 Games       | 6-4 |

#### February (7-2)

|                     | TV         | TIME        |
|---------------------|------------|-------------|
| 14 MANHATTAN (G1)   | SECN+      | W, 17-3 (7) |
| 14 MANHATTAN (G2)   | SECN+      | W, 13-1 (7) |
| 16 MANHATTAN        | SECN+      | W, 5-1      |
| 18 at Southern Miss | ESPN+      | L, 3-0      |
| 21 MISSOURI STATE   | SECN+      | W, 3-1      |
| 22 MISSOURI STATE   | SECN+      | W, 9-3      |
| 23 MISSOURI STATE   | SECN+      | W, 6-4      |
| 25 #21 TROY         | SECN+      | L, 6-5      |
| 28 vs. Rice (3)     | ASTROS.COM | W, 14-3 (7) |

#### March (1-2)

|                           |            |             |
|---------------------------|------------|-------------|
| 1 vs. Arizona (3)         | ASTROS.COM | L, 6-5      |
| 2 vs. Oklahoma State (3)  | ASTROS.COM | L, 9-7      |
| 5 #20 SOUTHERN MISS       | SECN+      | W, 18-3 (7) |
| 7 QUEENS                  | SECN+      | 6 p.m.      |
| 8 QUEENS                  | SECN+      | 2 p.m.      |
| 9 QUEENS                  | SECN+      | 1 p.m.      |
| 11 vs. Old Dominion (2)   | --         | 6 p.m.      |
| 12 vs. Nicholls State (2) | --         | 5 p.m.      |
| 14 TEXAS*                 | SECN+      | 6 p.m.      |
| 15 TEXAS*                 | SECN+      | 2 p.m.      |
| 16 TEXAS*                 | SECN       | 1 p.m.      |
| 18 JACKSON STATE          | SECN+      | 6 p.m.      |
| 21 at Oklahoma*           | SECN+      | 6:30 p.m.   |
| 22 at Oklahoma*           | SECN+      | 4 p.m.      |
| 23 at Oklahoma*           | SECN+      | 2 p.m.      |
| 25 SAMFORD                | SECN+      | 6 p.m.      |
| 27 at LSU*                | SECN       | 7 p.m.      |
| 28 at LSU*                | SECN+      | 6:30 p.m.   |
| 29 at LSU*                | SECN+      | 2 p.m.      |

#### April (0-0)

|                     |       |           |
|---------------------|-------|-----------|
| 1 at Memphis        | ESPN+ | 6 p.m.    |
| 4 SOUTH CAROLINA*   | SECN+ | 6 p.m.    |
| 5 SOUTH CAROLINA*   | SECN+ | 2 p.m.    |
| 6 SOUTH CAROLINA*   | SECN+ | 1 p.m.    |
| 8 at UAB            | ESPN+ | 6 p.m.    |
| 11 at Alabama*      | SECN+ | 6 p.m.    |
| 12 at Alabama*      | SECN+ | 4 p.m.    |
| 13 at Alabama*      | SECN+ | 1 p.m.    |
| 15 SOUTHERN         | SECN+ | 6 p.m.    |
| 17 FLORIDA*         | SECN  | 7 p.m.    |
| 18 FLORIDA*         | ESPN2 | 7:30 p.m. |
| 19 FLORIDA*         | ESPN2 | 2 p.m.    |
| 22 vs. Ole Miss (1) | --    | 6 p.m.    |
| 25 at Auburn*       | SECN+ | 6 p.m.    |
| 26 at Auburn*       | SECN+ | 6 p.m.    |
| 27 at Auburn*       | SECN+ | 2 p.m.    |
| 29 MEMPHIS          | SECN+ | 6 p.m.    |

#### May (0-0)

|                  |       |           |
|------------------|-------|-----------|
| 2 KENTUCKY*      | SECN+ | 6 p.m.    |
| 3 KENTUCKY*      | SECN+ | 2 p.m.    |
| 4 KENTUCKY*      | SECN  | 12 p.m.   |
| 9 OLE MISS*      | SECN  | 7:30 p.m. |
| 10 OLE MISS*     | SECN+ | 2 p.m.    |
| 11 OLE MISS*     | SECN+ | 1 p.m.    |
| 13 NORTH ALABAMA | SECN+ | 6 p.m.    |
| 15 at Missouri*  | SECN+ | 6 p.m.    |
| 16 at Missouri*  | SECN+ | 6 p.m.    |
| 17 at Missouri*  | SECN+ | 2 p.m.    |

All times central and subject to change

HOME GAMES IN BOLD CAPS | \* - Southeastern Conference game

(1) - Trustmark Park; Pearl, Miss. | (2) - Kessler Federal Park; Biloxi, Miss.

(3) - Daikin Park; Houston

MARCH 7-9 | VS. QUEENS | STARKVILLE, MISS. | DUDY NOBLE FIELD AT POLK-DEMENT STADIUM



#### MISSISSIPPI STATE BULLDOGS

|                    |  |
|--------------------|--|
| Record.....        | 8-4 (0-0 SEC)  |
| Rankings.....      | BA - 22, D1 - NR, NCBWA - 16,<br>..... Perfect Game - NR, USA Today - NR |
| Head Coach.....    | Chris Lemonis  |
| Career Record..... | 356-211-1 (11th season)  |
| Record at MSU..... | 215-120 (7th season)   |



#### QUEENS ROYALS

|                       |   |
|-----------------------|---|
| Record.....           | 2-10 (0-0 ASUN)   |
| Rankings.....         | BA - NR, D1 - NR, NCBWA - NR<br>..... Perfect Game - NR, USA Today - NR |
| Head Coach.....       | Jake Hendrick   |
| Career Record.....    | 178-206 (9th season)  |
| Record at Queens..... | 16-51 (2nd season)  |

### MATCHUPS AT A GLANCE

| MSU         | OFFENSE           | QU   | MSU        | PITCHING/DEF.      | QU    |
|-------------|-------------------|------|------------|--------------------|-------|
| .326 .....  | Batting .....     | .221 | 3.03 ..... | ERA .....          | 9.52  |
| .580 .....  | Slugging .....    | .358 | 98.0 ..... | IP .....           | 103.0 |
| .426 .....  | On-Base Pct. .... | .324 | 0 .....    | CGs .....          | 0     |
| 25 .....    | Doubles .....     | 15   | 3 .....    | Saves .....        | 1     |
| 3 .....     | Triples .....     | 2    | 139 .....  | Ks .....           | 94    |
| 24 .....    | Home Runs .....   | 12   | .178 ..... | OBA .....          | .352  |
| 52 .....    | Walks .....       | 45   | 12 .....   | Errors .....       | 19    |
| 18-18 ..... | SB-SBA .....      | 5-7  | 3 .....    | Double Plays ..... | 8     |

### PROBABLE PITCHERS

FRI: MSU - LHP Pico Kohn (Jr., 2-0, 1.53 ERA) vs. QU - RHP Landry Jurecka (Jr., 0-2, 6.08 ERA)

SAT: MSU - RHP Ben Davis (Jr., 0-1, 2.53 ERA) vs. QU - RHP Adrian Quezada (Jr., 0-2, 3.60 ERA)

SUN: MSU - MSU - RHP Karson Ligon (Sr., 1-1, 5.00 ERA) vs. QU - TBD

### GAME COVERAGE

| Date    | TV/Stream | Play-by-Play | Analyst          | Radio            | PxP/Analyst               |
|---------|-----------|--------------|------------------|------------------|---------------------------|
| March 7 | SECN+     | Bart Gregory | Charlie Winfield | 96.1 FM/MSU App  | Caleb Hamill / Jay Powell |
| March 8 | SECN+     | Bart Gregory | Charlie Winfield | 100.9 FM/MSU App | Caleb Hamill / Jay Powell |
| March 9 | SECN+     | Bart Gregory | Charlie Winfield | 96.1 FM/MSU App  | Neil Price / Jay Powell   |

Live Stats - MSU.STATBROADCAST.COM X @HailStateBB | #HailState

### SERIES HISTORY

| Series History | First Meeting | Last 5 Meetings |
|----------------|---------------|-----------------|
| MSU Streak     | --            |                 |
| First Meeting  | --            |                 |
| Last Meeting   | --            |                 |
| Last MSU Win   | --            |                 |
| Last Queen Win | --            |                 |

### NUMBERS TO KNOW

# 10+

State has reached double-digit runs in four games this season and earned four 10-run rule victories against Mahattan (2x), Rice and Southern Miss.

# 12.8

The Diamond Dawgs' pitching staff is averaging 12.8 strikeouts per nine innings this season. This is the sixth-best total in the nation.

# 56

Hunter Hines has hit 56 homers over the course of his career. Hines needs two more to match Bruce Castoria (1979-82) for third all-time in school history.



## PROGRAM QUICK FACTS

### School Information

|                        |                         |
|------------------------|-------------------------|
| Location               | Starkville, Mississippi |
| Founded                | 1878                    |
| Enrollment             | 23,150                  |
| President              | Dr. Mark E. Keenum      |
| Faculty Representative | Dr. Brent Fountain      |
| Director of Athletics  | Zac Selmon              |
| Twitter                | @ZacSelmon              |
| Affiliation            | NCAA Division I         |
| Conference             | Southeastern            |
| Nickname               | Bulldogs                |
| Colors                 | Maroon and White        |

### Stadium

|                  |   |
|------------------|---|
| Name             | Dudy Noble Field, Polk-DeMent Stadium                                 |
| Capacity         | 15,000+   |
| Field Dimensions | Left-330, Left Center-385,<br>Center-400, Right Center-380, Right-305 |

### Team Information

|                                  |                               |
|----------------------------------|-------------------------------|
| 2024 Overall Record (SEC)        | 40-23 (17-13)                 |
| 2024 Home / Away / Neutral       | 25-9 / 8-11 / 7-3             |
| 2024 Postseason                  | NCAA Regional                 |
| Lettermen Returning/Lost         | 16/17                         |
| Position Starters Returning/Lost | 3/6                           |
| Pitchers Returning/Lost          | 7/13                          |
| 2025 Newcomers                   | 21 (9 Freshmen, 12 Transfers) |

### Program Information

|                                     |                       |
|-------------------------------------|-----------------------|
| First Year of Baseball              | 1885 (135th season)   |
| First Year in SEC                   | 1933 (Charter Member) |
| All-Time Record (Win %)             | 2,855-1,681-29 (.629) |
| All-Time SEC Record (Win %)         | 1,014-887-3 (.533)    |
| SEC Championships (Last)            | 11 (2016)             |
| SEC Tournament Championships (Last) | 7 (2012)              |
| NCAA Tournaments (Last)             | 40 (2024)             |
| NCAA Super Regionals (Last)         | 10 (2021)             |
| College World Series (Last)         | 12 (2021)             |
| National Championship (Last)        | 1 (2021)              |

## MEDIA INFORMATION

### BASEBALL MEDIA PORTAL

Mississippi State has created an online portal for media members covering the Bulldogs' baseball program. To access the portal, visit [hailst.at/BBMedia](http://hailst.at/BBMedia).

The Baseball Press Box Page of HailState.com will include links to media guides, quick facts, game notes, box scores, recaps, pool photography and team and staff headshots.

### PRESS BOX SERVICES

A complete NCAA box score and pertinent game facts are available to members of the working media following each game. Seats will be assigned. A pregame meal will be passed out in the press box approximately one hour prior to each game.

The press box is equipped with high-speed internet and telephone access. It is also set up to accommodate television and team radio/video personnel.

### RADIO BROADCASTS

Dudy Noble Field houses radio lines to support home and visitor radio broadcasts. For more information on the phone lines, please contact Travis Rae in the Communications office.

### POSTGAME INTERVIEWS

Requested MSU players, along with head coach Chris Lemonis, will be available for a postgame media session in the Omaha Room approximately 20 minutes after home games. The Mississippi State locker room and team spaces are closed to the media.

### MSU PLAYER/COACH AVAILABILITY

Players and coaches will be made available to the media upon request. Those wishing to set up an interview must contact Travis Rae via phone or email at least 48 hours prior to the desired interview time. On gameday, players and coaches are only available postgame.

In most cases, players will be available for a brief time before or after practices which are typically scheduled on weekday afternoons.

Media members are NOT permitted to contact student-athletes on their own at any time. This includes phone, email, text or through social media platforms. Student-athletes' contact information will not be given out.

### PHOTOGRAPHERS / VIDEOGRAPHERS

A limited number of photographers and videographers will be permitted to shoot in the photo wells at each end of home and visiting dugouts. Those wishing to shoot a game must request access at least 48 hours before the game.

To access the SEC's media FTP, contact [licensing@xosdigital.com](mailto:licensing@xosdigital.com).

### CONTACT INFORMATION:

#### TRAVIS RAE

#### Baseball

Office (715) 205-0324

Email [TRAE@athletics.msstate.edu](mailto:TRAE@athletics.msstate.edu)

X [@TravisRae](https://twitter.com/TravisRae)



## 2025 ROSTER

### NUMERICAL

| #  | Name               | Pos.       | B/T | Ht.  | Wt. | Cl./Exp. | Hometown/High School (Previous School)                            |
|----|--------------------|------------|-----|------|-----|----------|---|
| 2  | Sawyer Reeves      | INF        | R/R | 6-3  | 205 | Sr./Sr.  | Lugoff, S.C. / Lugoff Elgin HS (The Citadel)                      |
| 3  | Ace Reese          | INF        | L/R | 6-4  | 215 | So./So.  | Canton, Texas / Canton HS (Houston)                               |
| 4  | Mikhail Grant      | RHP        | R/R | 6-3  | 215 | So./Fr.  | Stockbridge, Ga. / Georgia Premire Academy                        |
| 5  | Aaron Downs        | INF/OF     | R/R | 6-0  | 210 | Sr./Sr.  | Pella, Iowa / Heritage Academy                                    |
| 6  | Landis Davila      | OF         | L/R | 6-3  | 200 | Fr./Fr.  | Farragut, Tenn. / Farragut HS                                     |
| 7  | Reed Stallman      | INF        | L/R | 6-3  | 220 | Sr./Sr.  | Robins, Iowa / Alburnett HS (Campbell)                            |
| 8  | Charlie Foster     | LHP        | R/L | 6-3  | 190 | Fr./Fr.  | Snellville, Ga. / Brookwood HS                                    |
| 9  | Pico Kohn          | LHP        | L/L | 6-4  | 200 | Sr./Jr.  | Verbena, Ala. / Chilton County HS                                 |
| 10 | Dylan Cupp         | INF        | R/R | 6-0  | 180 | So./So.  | Gedartown Ga. / Cedartown HS                                      |
| 11 | Duke Stone         | RHP        | R/R | 6-5  | 225 | Fr./Fr.  | Uvalda, Ga. / Jeff Davis HS                                       |
| 12 | Evan Siary         | RHP        | R/R | 6-1  | 205 | Jr./Jr.  | Columbus, Miss. / Starkville Academy                              |
| 13 | Nate Chester       | INF        | R/R | 6-2  | 190 | Sr./Sr.  | Kansas City, Mo. / Liberty North HS (John A. Logan CC)            |
| 14 | Cade O'Leary       | RHP        | R/R | 6-4  | 190 | Fr./Fr.  | Knoxville, Tenn. / Farragut HS                                    |
| 15 | Luke Dotson        | LHP        | L/L | 6-4  | 195 | So./So.  | Marietta Ga. / Mount Paran Christian                              |
| 16 | Braden Booth       | INF/RHP    | R/R | 6-2  | 200 | Fr./Fr.  | Madison, Ala. / Bob Jones HS                                      |
| 17 | Stone Simmons      | RHP        | R/R | 6-4  | 235 | Gr./Sr.  | Houston, Texas / The Kinkaid School (Furman)                      |
| 18 | Noah Sullivan      | DH/RHP     | R/R | 6-1  | 225 | Sr./Jr.  | Orlando, Fla. / Dr. Phillips HS (USC Upstate)                     |
| 19 | Robert Fortenberry | LHP        | L/L | 6-0  | 220 | Jr./Jr.  | Frisco, Texas / Wakeland HS (Weatherford CC)                      |
| 22 | Ross Highfill      | C          | R/R | 6-0  | 200 | Jr./So.  | Madison, Miss. / Madison Central HS                               |
| 23 | Jackson Owen       | C          | R/R | 5-10 | 200 | Sr./Jr.  | Starkville, Miss. / Starkville HS (Northeast Mississippi CC)      |
| 25 | Bradley Loftin     | LHP        | L/L | 6-3  | 200 | Jr./Jr.  | Southaven, Miss./DeSoto Central                                   |
| 26 | Chase Hungate      | RHP        | L/R | 6-1  | 175 | Sr./Sr.  | Abingdon, Va. / Abingdon HS (Virginia)                            |
| 27 | Gavin Black        | RHP        | L/R | 6-0  | 195 | Jr./Jr.  | Bogart, Ga. / North Oconee HS (Northwest Florida State College)   |
| 28 | Ryan McPherson     | RHP        | R/R | 6-3  | 205 | Fr./Fr.  | Hollywood, Fla. / North Broward Prep                              |
| 29 | Nate Williams      | RHP        | R/R | 6-4  | 250 | Sr./Jr.  | Acworth, Ga./North Cobb (Florence Darlington CC)                  |
| 30 | Jacob Pruitt       | RHP        | R/R | 6-1  | 185 | Jr./Jr.  | Yorktown, Ind. / Yorktown HS (Indiana State)                      |
| 31 | Karson Ligon       | RHP        | R/R | 6-2  | 205 | Sr./Sr.  | Sarasota, Fla. / River View HS (Miami (Fla.))                     |
| 32 | Michael O'Brien    | OF         | L/L | 6-0  | 185 | So./So.  | River Ridge, La. / John Curtis Christian                          |
| 34 | Gehrig Frei        | INF        | S/R | 6-1  | 200 | Sr./Jr.  | Alpharetta, Ga. / South Forsyth HS (North Alabama)                |
| 35 | Ben Davis          | RHP/C      | R/R | 6-3  | 215 | Jr./Jr.  | Booneville, Miss. / Booneville HS (Itawamba CC)                   |
| 36 | Nolan Stevens      | INF/OF/LHP | L/L | 6-3  | 210 | So./So.  | Elk Grove, Calif. / Franklin HS                                   |
| 38 | Bryce Chance       | OF         | R/R | 5-10 | 180 | Sr./Jr.  | Ridgeland, Miss. / Madison-Ridgeland Academy                      |
| 41 | Ethan Pulliam      | INF/OF     | R/R | 6-1  | 180 | So./So.  | Starkville, Miss. / Starkville HS                                 |
| 42 | Jack Gleason       | RHP        | R/R | 6-1  | 180 | Fr./Fr.  | Germantown, Tenn. / Briarcrest Christian HS                       |
| 43 | Steven Spalitta    | INF/C      | L/R | 5-10 | 185 | So./So.  | Mandeville, La. / Fountain Bleau HS                               |
| 44 | Hunter Hines       | INF/OF     | L/R | 6-3  | 210 | Sr./Sr.  | Madison, Miss. / Madison Central HS                               |
| 45 | Dane Burns         | LHP        | R/L | 6-5  | 220 | Fr./Fr.  | Celina, Texas / Prosper HS  |
| 47 | JT Schnoor         | RHP        | R/R | 6-4  | 215 | Jr./Jr.  | Pascagoula, Miss. / Resurrection Catholic School (Pearl River CC) |
| 48 | Kevin Mannell      | RHP        | R/R | 6-4  | 210 | Jr./Jr.  | Topeka, Kan. / Seaman HS (Kansas State / Cloud County CC)         |
| 49 | Gatlin Sanders     | INF/OF     | L/R | 5-11 | 175 | Jr./Jr.  | Madison, Miss. / Madison Central HS (Jones CC)                    |
| 52 | Lukas Buckner      | INF        | L/R | 5-9  | 170 | Fr./Fr.  | Knoxville, Tenn. / Farragut HS                                    |
| 55 | Joe Powell         | C          | R/R | 5-10 | 185 | Gr./Sr.  | Mason, Ohio / Mason HS (Cincinnati)                               |

### COACHING / SUPPORT STAFF

**Chris Lemonis** - Head Coach (Seventh Season at Mississippi State, 11th Overall; The Citadel, 1992)

**Jake Gautreau** - Assistant Coach (Eighth Season; Tulane, 2011)

**Justin Parker** - Assistant Coach (Second Season; Wright State, 2012)

**Kyle Cheesebrough** - Assistant Coach (Seventh Season; Louisville, 2010)

**Roger Rodeheaver** - Director of Operations (Seventh Season; Indiana, 2010)

**Blake Loper** - Coordinator of Operations (Fourth Season; Mississippi State, 2020)

**Bobby Austin** - Coordinator of Player Development (Fifth Season; NC State, 2019)

**Scott Shipman** - Strength and Conditioning Coach (Third Season; Augusta University, 2013)

**Jason Wire** - Associate Athletic Trainer (15th Season; St. Cloud State, 2006)

## ROSTER BREAKDOWN

### BY POSITION

**RHP - 17** (Black, Booth, Davis, Gleason, Grant, Hungate, Ligon, Manell, McPherson, O'Leary, Pruitt, Schnoor, Siary, Simmons, Stone, Sullivan, Williams)

**LHP - 7** (Burns, Dotson, Fortenberry, Foster, Kohn, Loftin, Stevens)

**INF - 15** (Booth, Buckner, Chester, Cupp, Downs, Frei, Hines, Pulliam, Reese, Reeves, Sanders, Spalitta, Stallman, Stevens, Sullivan)

**OF - 8** (Chance, Davila, Downs, Hines, O'Brien, Pulliam, Sanders, Stevens)

**C - 5** (Davis, Highfill, Owen, Powell, Spalitta)

### BY CLASS

**FRESHMEN - 9** (Booth, Buckner, Burns, Davila, Foster, Gleason, McPherson, O'Leary, Stone)

**SOPHOMORES - 8** (Cupp, Dotson, Grant, O'Brien, Pulliam, Reese, Spalitta, Stevens)

**JUNIORS - 10** (Black, Davis, Fortenberry, Highfill, Loftin, Mannell, Pruitt, Sanders, Schnoor, Siary)

**SENIORS - 13** (Chance, Chester, Downs, Frei, Hines, Hungate, Kohn, Ligon, Owen, Reeves, Stallman, Sullivan, Williams)

**GRADUATES - 2** (Powell, Simmons)

### BY EXPERIENCE

**FRESHMEN - 10** (Booth, Buckner, Burns, Davila, Foster, Gleason, Grant, McPherson, O'Leary, Stone)

**SOPHOMORES - 8** (Cupp, Dotson, Highfill, O'Brien, Pulliam, Reese, Spalitta, Stevens)

**JUNIORS - 15** (Black, Chance, Davis, Fortenberry, Frei, Kohn, Loftin, Mannell, Owen, Pruitt, Sanders, Schnoor, Siary, Sullivan, Williams)

**SENIORS - 9** (Chester, Downs, Hines, Hungate, Ligon, Powell, Reeves, Simmons, Stallman)

### BY STATE

**MISSISSIPPI - 10** (Chance, Davis, Highfill, Hines, Loftin, Owen, Pulliam, Sanders, Schnoor, Siary)

**GEORGIA - 8** (Black, Cupp, Dotson, Foster, Frei, Grant, Stone, Williams)

**Tennessee - 4** (Buckner, Davila, Gleason, O'Leary)

**TEXAS - 4** (Burns, Fortenberry, Reese, Simmons)

**FLORIDA - 3** (Ligon, McPherson, Sullivan)

**ALABAMA - 2** (Booth, Kohn)

**IOWA - 2** (Downs, Stallman)

**LOUISIANA - 2** (O'Brien, Spalitta)

**CALIFORNIA - 1** (Stevens)

**INDIANA - 1** (Pruitt)

**KANSAS - 1** (Mannell)

**MISSOURI - 1** (Chester)

**OHIO - 1** (Powell)

**SOUTH CAROLINA - 1** (Reeves)

**VIRGINIA - 1** (Hungate)

## PRONUNCIATION GUIDE

|                        |                 |
|------------------------|-----------------|
| Landis <b>Davila</b>   | Duh-vi-lah      |
| Gehrig <b>Frei</b>     | Fry             |
| Jake <b>Gautreau</b>   | Go-TRO (long o) |
| Pico <b>Kohn</b>       | Konn            |
| Chris <b>Lemonis</b>   | Luh-MOE-niss    |
| Karson <b>Ligon</b>    | LIG-in          |
| Kevin <b>Mannell</b>   | MUH-nell        |
| JT <b>Schnoor</b>      | S-newer         |
| Evan <b>Siary</b>      | Sea-air-EE      |
| Steven <b>Spalitta</b> | Spuh-lee-tuh    |



## PROJECTED STARTERS

2025 statistics listed | Probable starters based on previous games

| Pos. | Name           | Elg. | B/T | Ht./Wt.  | Avg. | R  | H  | RBI | Notes   |
|------|----------------|------|-----|----------|------|----|----|-----|---|
| C    | Ross Highfill  | So.  | R/R | 6-0/200  | .227 | 12 | 10 | 5   | Started all 12 games, 10 at catcher and two in right field; Leads the team in stolen bases and is a perfect 6-of-6 in that category.      |
| 1B   | Hunter Hines   | Sr.  | L/R | 6-3/210  | .225 | 7  | 9  | 8   | His 56 career homers ranks fourth all-time in school history. He needs two more to match Bruce Castoria (1979-82) for third place at MSU. |
| 2B   | Gatlin Sanders | Jr.  | L/R | 5-11/175 | .500 | 2  | 2  | 1   | Earned his first-career start for MSU on Wednesday vs. Southern Miss and finished with a walk, an RBI single and two runs scored.         |
| SS   | Dylan Cupp     | So.  | R/R | 6-1/200  | .300 | 9  | 9  | 5   | Leads the team with 12 walks; Went 2-for-2 with a double vs. Southern Miss on Wednesday.  |
| 3B   | Ace Reese      | So.  | R/R | 6-3/205  | .348 | 11 | 16 | 18  | Tops the Dawgs with six homers and 18 RBIs; Has homered five times and has eight extra-base hits in the last six games.                   |
| LF   | Reed Stallman  | Sr.  | L/R | 6-3/220  | .370 | 5  | 10 | 12  | Has a pair of multi-homer games to his credit and has starts in left field (6) and first base (1).  |
| CF   | Bryce Chance   | Jr.  | R/R | 5-10/180 | .356 | 13 | 16 | 5   | Has homered in back-to-back games; Tied with Ace Reese with a team-best seven-game hitting streak.  |
| RF   | Nolan Stevens  | So.  | L/L | 6-4/210  | .393 | 15 | 16 | 11  | Belted two homers vs. Southern Miss on Wednesday and finished that game 3-for-4 with three RBIs.  |
| DH   | Noah Sullivan  | Jr.  | R/R | 6-1/225  | .410 | 15 | 16 | 15  | Has been the Bulldogs' DH in all 12 games; Ranks second on the team with 15 RBIs.   |

## TEAM STATISTICAL RANKINGS



| NCAA Category            | Rank | Rank |
|--------------------------|------|------|
| <u>Batting</u>           |      |      |
| Base on Balls            | 156  | --   |
| Batting Average          | 28   | --   |
| Doubles                  | 70   | --   |
| Doubles Per Game         | 80   | --   |
| Hit By Pitch             | 82   | --   |
| Hits                     | 36   | --   |
| Home Runs                | 8    | --   |
| Home Runs Per Game       | 7    | --   |
| On Base Percentage       | 52   | --   |
| Runs Scored              | 50   | --   |
| Sacrifice Bunts          | 219  | --   |
| Sacrifice Flies          | 232  | --   |
| Scoring                  | 52   | --   |
| Slugging Percentage      | 14   | --   |
| Stolen Bases             | 96   | --   |
| Stolen Bases Per Game    | 103  | --   |
| Triples                  | 70   | --   |
| Triples Per Game         | 99   | --   |
| <u>Pitching</u>          |      |      |
| Earned Run Average       | 21   | --   |
| Hit Batters              | 224  | --   |
| Hits Allowed Per 9 Inn.  | 3    | --   |
| Shutouts                 | --   | --   |
| Strikeout-to-Walk Ratio  | 17   | --   |
| Strikeouts Per 9 Innings | 6    | --   |
| WHIP                     | 7    | --   |
| Walks Allowed Per 9 Inn. | 51   | --   |
| <u>Miscellaneous</u>     |      |      |
| Double Plays Turned      | 275  | --   |
| Double Plays Per Game    | 281  | --   |
| Fielding Percentage      | 122  | --   |
| Triple Plays             | --   | --   |
| W-L Percentage           | 72   | --   |

National statistical rankings listed above will be updated prior to each weekend series and midweek games.





## PITCHING PROBABLES

## GAME 1



## #9 Pico Kohn LHP

6-4 | 200 | Verbena, Ala. | Chilton County HS


**2025:** 2-0, 1.53 ERA, 3 G/3 GS, 17.3 IP, 9 H, 3 ER, 2 BB, 28 SO**CAREER:** 5-3, 3.66 ERA, 33 G/13 GS, 83.2 IP, 70 H, 34 ER, 31 BB, 98 SO**2025 SEASON**

- Earned Astros Foundation College Classic All-Tournament Honors
- Tallied a career-high 11 strikeouts against Missouri State
- Has two games this season with over 10 strikeouts
- His last start against Missouri State he finished 2/3 outs away from tying a career-high.
- Earned his first Friday night start last week against Manhattan

## 2025 GAME LOG

| DATE          | OPP.           | DEC. | IP          | H        | R        | ER       | HR       | BB       | K         | NP         | ERA         |
|---------------|----------------|------|-------------|----------|----------|----------|----------|----------|-----------|------------|-------------|
| 2/14          | Manhattan      | W    | 5.0         | 1        | 0        | 0        | 0        | 0        | 11        | 69         | 0.00        |
| 2/21          | Missouri State | --   | 6.1         | 4        | 1        | 1        | 0        | 0        | 11        | 86         | 1.42        |
| 2/28          | vs. Rice       | W    | 6.1         | 4        | 3        | 2        | 1        | 2        | 6         | 93         | 2.84        |
| <b>TOTALS</b> |                |      | <b>17.2</b> | <b>9</b> | <b>4</b> | <b>3</b> | <b>1</b> | <b>2</b> | <b>28</b> | <b>248</b> | <b>1.53</b> |

## GAME 2



## #35 Ben Davis RHP

6-3 | 215 | Booneville, Miss. | Booneville HS | Itawamba CC

**2025:** 0-1, 2.53 ERA, 5 G/0 GS, 10.2 IP, 7 H, 3 ER, 2 BB, 18 SO**CAREER:** 0-1, 2.53 ERA, 5 G/0 GS, 10.2 IP, 7 H, 3 ER, 2 BB, 18 SO**2025 SEASON**

- Longest outing is three shutout innings of relief at Southern Miss on Feb. 18 where he struck out four and only surrendered two base runners.
- Threw 44 pitches in 2 1/3 innings of relief against Oklahoma State last Sunday in the Astros Foundation College Classic in Houston.

## 2025 GAME LOG

| DATE          | OPP.             | DEC. | IP          | H        | R        | ER       | HR       | BB       | K         | NP         | ERA         |
|---------------|------------------|------|-------------|----------|----------|----------|----------|----------|-----------|------------|-------------|
| 2/14          | Manhattan        | --   | 2.0         | 1        | 0        | 0        | 0        | 0        | 4         | 19         | 0.00        |
| 2/18          | at Southern Miss | --   | 3.0         | 2        | 0        | 0        | 0        | 0        | 4         | 37         | 0.00        |
| 2/22          | Missouri State   | --   | 1.0         | 1        | 1        | 1        | 0        | 1        | 2         | 24         | 1.50        |
| 2/25          | Troy             | --   | 2.1         | 1        | 1        | 1        | 1        | 0        | 5         | 38         | 2.16        |
| 3/2           | vs. Oklahoma St. | --   | 2.1         | 2        | 1        | 1        | 0        | 1        | 3         | 44         | 2.53        |
| <b>TOTALS</b> |                  |      | <b>10.2</b> | <b>7</b> | <b>3</b> | <b>3</b> | <b>1</b> | <b>2</b> | <b>18</b> | <b>162</b> | <b>2.53</b> |

## GAME 3



## #31 Karson Ligon RHP

6-2 | 205 | Sarasota, Fla. | River View HS | Miami (Fla.)

**2025:** 1-1, 4.56 ERA, 3 G/3 GS, 9.0 IP, 10 H, 5 ER, 5 BB, 14 SO**CAREER:** 11-9, 4.82 ERA, 44 G/30 GS, 158.2 IP, 153 H, 85 ER, 77 BB, 139 SO**2025 SEASON**

- Tallied a season-high eight strikeouts against Manhattan.
- The eight strikeouts vs. Manhattan were the most during his time at MSU.

## 2025 GAME LOG

| DATE          | OPP.           | DEC. | IP         | H         | R        | ER       | HR       | BB       | K         | NP         | ERA         |
|---------------|----------------|------|------------|-----------|----------|----------|----------|----------|-----------|------------|-------------|
| 2/14          | Manhattan      | W    | 4.0        | 4         | 1        | 1        | 0        | 0        | 8         | 68         | 2.25        |
| 2/22          | Missouri State | --   | 3.0        | 2         | 1        | 0        | 0        | 3        | 3         | 66         | 0.00        |
| 3/1           | vs. Arizona    | L    | 2.0        | 4         | 5        | 4        | 1        | 1        | 3         | 53         | 18.00       |
| <b>TOTALS</b> |                |      | <b>9.0</b> | <b>10</b> | <b>7</b> | <b>5</b> | <b>1</b> | <b>4</b> | <b>14</b> | <b>187</b> | <b>5.00</b> |

# State



## MSU RECORD WHEN...

|                                     | OVERALL | SEC |
|-------------------------------------|---------|-----|
| Overall                             | 8-4     | 0-0 |
| vs. Top-5 Teams                     | 0-0     | 0-0 |
| vs. Top-10 Teams                    | 0-0     | 0-0 |
| vs. Top-25 Teams                    | 0-0     | 0-0 |
| Non-Conference                      | 8-4     | 0-0 |
| SEC                                 | 0-0     | 0-0 |
| At Home                             | 7-1     | 0-0 |
| On the Road                         | 0-1     | 0-0 |
| At Neutral Sites                    | 1-2     | 0-0 |
| In Day Games                        | 8-3     | 0-0 |
| In Night Games                      | 0-1     | 0-0 |
| vs. Teams .500 Or Better            | 4-4     | 0-0 |
| vs. Teams Worse Than .500           | 4-0     | 0-0 |
| vs. Left-Handed Starter             | 1-0     | 0-0 |
| vs. Right-Handed Starter            | 7-4     | 0-0 |
| When Starter Receives Decision      | 5-3     | 0-0 |
| When Reliever Receives Decision     | 3-1     | 0-0 |
| When Starter Goes 5+ Innings        | 3-0     | 0-0 |
| When Starter Goes <5 Innings        | 5-4     | 0-0 |
| When Scoring First                  | 6-1     | 0-0 |
| When Opponent Scores First          | 2-3     | 0-0 |
| When Leading After 6 Innings        | 7-0     | 0-0 |
| When Trailing After 6 Innings       | 1-3     | 0-0 |
| When Tied After 6 Innings           | 0-1     | 0-0 |
| When Leading After 8 Innings        | 4-0     | 0-0 |
| When Trailing After 8 Innings       | 0-3     | 0-0 |
| When Tied After 8 Innings           | 0-1     | 0-0 |
| In One-Run Games                    | 0-2     | 0-0 |
| In Two-Run Games                    | 2-1     | 0-0 |
| In 5+ Run Games                     | 5-0     | 0-0 |
| Weekend Series W-L-T                | 2-0     | 0-0 |
| Series Sweeps/Times Swept           | 2/0     | 0/0 |
| When Scoring 0-2 Runs               | 0-1     | 0-0 |
| When Scoring 3-5 Runs               | 2-2     | 0-0 |
| When Scoring 6-9 Runs               | 2-1     | 0-0 |
| When Scoring 10+ Runs               | 4-0     | 0-0 |
| Shutouts/Times Shut Out             | 0/1     | 0/0 |
| In Extra Innings                    | 0-0     | 0-0 |
| When Opponent Scores 4 Runs Or Less | 8-1     | 0-0 |
| When Opponent Scores 5 Runs Or More | 0-3     | 0-0 |
| When Out-Hitting Opponent           | 7-2     | 0-0 |
| When Out-Hit by Opponent            | 1-0     | 0-0 |
| When Hits Are Equal                 | 0-2     | 0-0 |
| When Hitting A Home Run             | 7-3     | 0-0 |
| When Opponent Hits A Home Run       | 1-4     | 0-0 |
| When Errorless                      | 4-0     | 0-0 |
| When Committing One Error           | 3-3     | 0-0 |
| When Committing 2+ Errors           | 1-1     | 0-0 |
| When Opponent is Errorless          | 2-1     | 0-0 |
| When Opponent Commits One Error     | 5-3     | 0-0 |
| When Opponent Commits 2+ Errors     | 1-0     | 0-0 |
| Game 1 of Weekend                   | 3-0     | 0-0 |
| Game 2 of Weekend                   | 2-1     | 0-0 |
| Game 3 of Weekend                   | 2-1     | 0-0 |
| Monday                              | 0-0     | 0-0 |
| Tuesday                             | 0-2     | 0-0 |
| Wednesday                           | 1-0     | 0-0 |
| Thursday                            | 0-0     | 0-0 |
| Friday                              | 4-0     | 0-0 |
| Saturday                            | 1-1     | 0-0 |
| Sunday                              | 2-1     | 0-0 |

## BIG GAME HUNTER

- Senior infielder Hunter Hines was named Pre-season First Team All-SEC First Basemen. The senior enters his fourth year with the Diamond Dawgs and is a three time All-American.
- At State, Hines has hit 16 or more home runs in each season. He has 56 career home runs over his career in the Maroon and White.
- The 56 home runs are the second-most by an active player in the SEC and in the NCAA. Wyatt Henseler has 57 career homers between Penn and Texas A&M.
- The 56 home runs are the fourth-most in a career at Mississippi State. He is 11 homers away from moving into the top spot at MSU.
- Following a homer against Missouri State in the series finale, Hines now is only two home runs away from tying Bruce Castoria (1979-82) for third all-time at MSU.
- On Opening Day, Hines passed Connor Powers (2007-10) for most career home runs.
- During the 2023 season, Hines hit 22 home runs, the sixth-most in a single season history at State. He was the first 20+ homer player at MSU since Brent Rooker hit 23 in 2017.
- Besides hitting for power, Hines has driven in 174 runs and is eight RBIs away from joining the career RBI mark at MSU.

## MSU CAREER HOME RUN LIST (1-4)

| Rk. | Player                      | G   | HRs |
|-----|-----------------------------|-----|-----|
| 1.  | Rafael Palmeiro (1983-85)   | 183 | 67  |
| 2.  | Will Clark (1983-85)        | 175 | 61  |
| 3.  | Bruce Castoria (1979-82)    | 202 | 58  |
| 4.  | Hunter Hines (2022-Present) | 181 | 56  |

## MSU CAREER RBI LIST (7-10)

| Rk. | Player                        | G   | RBIs |
|-----|-------------------------------|-----|------|
| 7.  | Travis Chapman (1997-00)      | 248 | 202  |
| 8.  | Will Clark (1983-85)          | 175 | 199  |
| 9.  | Tracy Echols (1986-87, 89-90) | 237 | 182  |
|     | Tanner Allen (2018-21)        | 210 | 182  |
| 11. | Hunter Hines (2022-Present)   | 181 | 177  |

- D1 Baseball ranked the top 50 first basemen this season and Hines was ranked as the 12th best firstbasemen coming into the 2025 season.
- Besides hitting for power, Hines has collected 196 hits in his career, the fifth-most by an active player in the SEC.
- Hines was also ranked as the 12th-best first basemen in the nation according to D1 Baseball.

## FREE SHIRTS!

- Since his arrival at MSU, head coach Chris Lemonis has handed out a shirt to signify the top performance of each victory. Each shirt is numbered by victory and here is who they've went to:

| Game | Student-Athlete, Position (# in 2025) |
|------|---------------------------------------|
| 1    | Pico Kohn, LHP (1)                    |
| 2    | Bryce Chance, OF (1)                  |
| 3    | Stone Simmons, RHP (1)                |
| 4    | Pico Kohn, LHP (2)                    |
| 5    | Ace Reese, IF (1)                     |
| 6    | Chase Hungate, RHP (1)                |
| 7    | Pico Kohn, LHP (3)                    |
| 8    | Noah Sullivan, DH (1)                 |

## STOPPER OF THE YEAR WATCH LIST

- Prior to the start of the season, Chase Hungate, was named to the NCBWA Stopper of the Year Watch List. This award is given to the top relief pitcher in NCAA Division I Baseball.
- Hungate transferred to State from the University of Virginia where he appeared in 30 games and posted a 7-2 record last season as a junior.
- Over his career, he has posted 17 wins and has appeared in 73 games. He has pitched 147 2/3 innings, with a career-high 63 innings coming his freshman season at VCU. He has tallied 109 strikeouts and has only issued 31 walks.
- This season, he leads the team with six ap-

pearances, all out of the bullpen.

- He has two of the Bulldogs' three saves this season.
- He has only allowed three hits and has been limiting opponents to a .227 batting average.
- He has not walked a batter and has five strikeouts on the season.

## TWO-HITTER VS. MISSOURI STATE

- For the first time since March 13, 2021, the Diamond Dawgs pitching staff pitched a two-hitter.
- To close out the Missouri State series on Feb. 23, the Dawgs limited the Bears to only two hits. The pitching of Stone Simmons, Charlie Foster, Robert Fortenberry, Luke Dotson and Chase Hungate combined for the two-hitter.
- Prior to that game, the last time the Dawgs had a two-hitter was on March 13, 2021 against Eastern Michigan. Eric Cerantola, Preston Johnson, Cam Tuller and Carlisle Koestler were the pitching staff that limited Eastern Michigan to two hits in a 4-1 victory.

## DIAMOND DAWGS PITCHING STAFF

- The Diamond Dawgs pitching staff has been dealing this season.
- Over his first three starts of the season, Pico Kohn has shined as he is averaging 14.3 strikeouts per nine innings. He has tallied 28 Ks and only issued two walks this season.
- The Dawgs are averaging 12.8 strikeouts per nine innings, the sixth-best mark in the nation.
- The Diamond Dawgs have a team ERA of 3.03, which ranks sixth in the SEC.
- MSU holds a WHIP (Walks and Hits per inning pitched) of 1.05 which ranks seventh nationally.
- The Bulldogs are limiting opponents to 5.69 hits per nine innings, the third-best mark in the country. On the season, MSU's pitching staff has held hitters to a .178 batting average against them.
- In the second series of the season, the Dawgs limited the Bears of Missouri State to a .136 batting average. State tallied 34 strikeouts in the three-game series. Everyone who pitched tallied a strikeout for State.
- Of the 17 pitchers that have taken the mound for the Bulldogs this season, 11 have made their MSU debuts.

## 20 K GAME

- The 20 punchouts against Troy on Feb. 25 was the most by the Dawgs this season. Every pitcher who pitched in the game for State recorded a strikeout.
- The 20 strikeouts by the Bulldogs was the most since fanning 20 against Texas in the College World Series on June 21, 2021.
- The 20 strikeouts by the Bulldogs pitching staff was the third-most in a single game at that point in the season. Indiana and Western Kentucky posted 21 each on opening weekend.
- Making his first start of the season, Jacob Pruitt paced the team as he tallied nine punchouts in four innings of work. The nine Ks for Pruitt was the most since March 1, 2024, when he tallied 11 strikeouts against Southern Miss when he was at Indiana State.
- The Diamond Dawgs nearly reached that tally again four days later when they struck out 18 against Arizona on March 1 in Houston as part of the Astros Foundation College Classic.

## SULLIVAN NAMED PRESEASON ALL-AMERICAN

- One of the top-ranked two-way players, Noah Sullivan, has been named a preseason All-American by the NCBWA.
- Sullivan was named as a utility player after posting outstanding numbers at USC Upstate. Sullivan was 8-1 on the mound in 75 and 2/3 innings pitched. He didn't slow down at the

plate as he hit .324 with 17 home runs and 56 RBIs.

- Last season, Sullivan was named as a First Team All-Big South as a utility player and second team All-Big South as a starting pitcher.
- He earned Big South Player of the Week and Starting Pitcher of the week honors during the season.
- According to D1 Baseball, Noah Sullivan was ranked as the No. 20 first basemen in the nation. He is joined by teammate Hunter Hines (No. 12) for this honor.
- Against Troy on Feb. 25, Sullivan hit his first home run of the season for the Dawgs. His homer was a grand slam that got the scoring started for MSU. The grand slam was the first for the Dawgs since Amani Larry's against Alabama on May 3, 2024.
- Sullivan is second on the team with a .410 batting average and 15 runs batted in.
- Not only is he collecting hits, but he is getting on base by walks and hit by pitches. He has eight walks and four hit by pitches on the season and has posted a .549 on-base percentage.

#### BEST FANS IN THE LAND

- Mississippi State has the **BEST** fans in collegiate baseball, which showed during the 2024 season. The Dawgs averaged the most fans in the nation drawing 10,903 per game.
- Over seven home games at Dudy Noble, MSU is averaging 10,242 fans per game, the second best mark in the nation.
- The SEC holds the top eight spots for average attendance.
- Mississippi State had 24 games during the 2024 season with 10,000+ fans in attendance, which was a single season school record. How many games in 2025, will the Diamond Dawgs end with over 10,000 fans?

#### MSU SEASONS WITH 10,000+ FANS

| Rk. | Season | G  |
|-----|--------|----|
| 1.  | 2024   | 24 |
| 2.  | 2023   | 19 |
| 3.  | 2022   | 16 |
| 4.  | 2019   | 10 |
| 5.  | 2016   | 8  |
| --  | 2025   | 3  |

- Over 2023 Super Bulldog Weekend, the Dawgs set the NCAA On-Campus Attendance Record as The Dude saw 16,423 fans into the stadium when the Diamond Dawgs took on Ole Miss on April 15, 2023.
- The Dawgs hold the top 15 marks in NCAA history for NCAA on-campus facilities. Dudy Noble Field holds 24 of the 25 largest crowds in NCAA history.

#### BIG LEAGUE TALENT

- Mississippi State is great at turning out major league talent, with 70 Diamond Dawgs reaching the highest level of the sport, but it is also great at keeping student-athletes on campus.
- During the 2024 MLB season, the Diamond Dawgs saw two players, Justin Foscoe and JT Ginn, get called up to the majors for the first time.
- Jake Mangum led the International League (AAA) in batting average as he hit .317 over the 2024 MiLB season.
- The 2024 MLB Draft saw 11 Diamond Dawgs get drafted. That was the most drafted by any school in the 2024 draft.
- Mississippi State has had 20 players drafted in the first round of the MLB Draft. The last player was Jurrangelo Cijntje when he was drafted 15th overall by the Seattle Mariners. MSU has had a first round pick five of the last six years.
- Following the 2024 season, Mangum (Rays) and Eric Cerantola (Royals) were added to the 40-man rosters of their respective teams.
- Since the 2020 MLB Draft, State has had 29 players drafted. During that span, KC Hunt

(2022) did not sign and returned to Starkville. Since 2016, the Diamond Dawgs have had three or more players drafted in each draft. During this span, MSU had seven first round selections, including the highest drafted right-handed pitcher from State, Will Bednar, at No. 14 overall.

#### 2024 MLB DRAFT

- Mississippi State had the best MLB Draft of any college during 2024. MSU had 11 players selected, the most by any college in the nation.
- The 11 players picked tied a school record for players selected in a single draft.
- Out of the 11 players drafted, eight were pitchers, which set a new program record.
- Jurrangelo Cijntje became the 20th Bulldog selected in the first round, when he went 15th overall to the Seattle Mariners.
- Of the players drafted in the 2024 MLB Draft, five players were ranked in the Baseball American Top 30 prospect.

#### MLB SPRING BREAKOUT

- A total of 10 former players will represent the Diamond Dawgs in the MLB Spring Breakout from March 13-16 in the Grapefruit and Cactus Leagues.
- Colton Ledbetter (Rays), RJ Yeager (Cardinals), Khal Stephen (Blue Jays), Dakota Jordan (Giants), Will Bednar (Giants), David Mershon (Angels), Cade Smith (Yankees), Jurrangelo Cijntje (Mariners) and Tyson Hardin (Brewers) have all been selected to participate in the 16-game event that pits some of the top prospects in each farm system against one another.

#### UNI WATCH

- The old adage states, "look good, feel good." And, when you feel good you usually preform well. Below is a list of how MSU fared in each of its uniforms over the last three season:

| Uniform                    | 2023 | 2024 | 2025 |
|----------------------------|------|------|------|
| <i>Black Script State</i>  | 5-4  | 9-3  | 2-1  |
| <i>White Script State</i>  | 3-4  | 0-0  | 0-0  |
| <i>Maroon Script State</i> | --   | 4-3  | 0-0  |
| <i>Maroon '85s</i>         | 3-11 | 12-5 | 4-0  |
| <i>White '85s</i>          | 4-2  | 10-4 | 2-1  |
| <i>Cream Script State</i>  | 0-1  | 0-0  | 0-0  |
| <i>White Pinstripes</i>    | 6-1  | 1-4  | 0-1  |
| <i>Gray Script State</i>   | 3-2  | 3-2  | 0-1  |
| <i>Gray Pinstripes</i>     | 3-1  | 1-2  | 0-0  |

#### THE JUSTIN PARKER EFFECT

- Pitching Coach Justin Parker Effect was in full force during his first season at Mississippi State.
- In his first season at MSU, Parker decreased the Diamond Dawgs ERA by 2.84, lowered the walk total by 104 and increased the strikeouts by 101.
- Mississippi State had the fourth best ERA in the SEC and the 13th best in the nation as they posted a 4.17 team ERA.
- MSU finished the season with 639 strikeouts, the ninth most in the nation.
- The duo of Jurrangelo Cijntje and Khal Stephen became the first duo to post 80+ innings, eight or more wins and 100+ strikeouts in a single season since 2019 when JT Ginn and Ethan Small accomplished that feat.

#### D1 BASEBALL TOP 100 PROGRAMS

- In the fall of 2015, D1 Baseball presented their inaugural Top 100 Program rankings, which was described as an attempt to assess the overall health of each program in the current era. The list has been updated in 2017, 2019, 2021 and 2022.
- The 2024 Top 100 programs have come out for 2024 and the Diamond Dawgs came in

## MISC. HITTING STATS

### 2025 MULTI-HIT GAMES

| PLAYER        | 2         | 3         | 4        | 5+       | TOTAL     |
|---------------|-----------|-----------|----------|----------|-----------|
| Bryce Chance  | 5         | 1         | -        | -        | 6         |
| Ace Reese     | 4         | 2         | -        | -        | 6         |
| Noah Sullivan | 2         | 1         | 1        | -        | 4         |
| Dylan Cupp    | 3         | -         | -        | -        | 3         |
| Gehrig Frei   | 1         | 2         | -        | -        | 3         |
| Hunter Hines  | 2         | 1         | -        | -        | 3         |
| Ross Highfill | 2         | -         | -        | -        | 2         |
| Reed Stallman | 1         | 1         | -        | -        | 2         |
| Nolan Stevens | -         | 2         | -        | -        | 2         |
| Lukas Buckner | 2         | -         | -        | -        | 2         |
| Aaron Downs   | 1         | -         | -        | -        | 1         |
| Sawyer Reeves | 1         | -         | -        | -        | 1         |
| <b>TOTAL</b>  | <b>24</b> | <b>10</b> | <b>1</b> | <b>-</b> | <b>35</b> |

### 2025 MULTI-RBI GAMES

| PLAYER        | 2         | 3        | 4        | 5+       | TOTAL     |
|---------------|-----------|----------|----------|----------|-----------|
| Ace Reese     | 2         | 2        | 1        | -        | 5         |
| Nolan Stevens | 2         | 2        | -        | -        | 4         |
| Reed Stallman | 2         | 1        | 1        | -        | 4         |
| Noah Sullivan | 1         | 2        | 1        | -        | 4         |
| Aaron Downs   | -         | 1        | 1        | -        | 2         |
| Ross Highfill | 2         | -        | -        | -        | 2         |
| Hunter Hines  | 1         | -        | 1        | -        | 2         |
| Gehrig Frei   | 1         | -        | -        | -        | 1         |
| <b>TOTAL</b>  | <b>11</b> | <b>8</b> | <b>5</b> | <b>0</b> | <b>24</b> |

### HITTING STREAKS

| PLAYER          | SEASON | CURRENT | CAREER |
|-----------------|--------|---------|--------|
| Sawyer Reeves   | 2      | 2       | 14*    |
| Gehrig Frei     | 5      | 1       | 13*    |
| Hunter Hines    | 4      | 1       | 12     |
| Bryce Chance    | 7      | 7       | 11     |
| Ace Reese       | 7      | 7       | 11*    |
| Noah Sullivan   | 4      | 2       | 10*    |
| Aaron Downs     | 3      | --      | 8      |
| Joe Powell      | --     | --      | 8      |
| Ross Highfill   | 6      | --      | 6      |
| Reed Stallman   | 4      | 2       | 6*     |
| Nolan Stevens   | 4      | 1       | 5      |
| Dylan Cupp      | 4      | 1       | 4      |
| Ethan Pulliam   | 2      | --      | 3      |
| Lukas Buckner   | 3      | --      | 3      |
| Gatlin Sanders  | 2      | 2       | 2      |
| Nate Chester    | --     | --      | 2      |
| Steven Spalitta | 1      | 1       | 1      |
| Michael O'Brien | 1      | 1       | 1      |

\* - indicates streaks from previous school

^ - indicates streak continued from the 2024 season

### HOME RUNS

| PLAYER        | TOTAL | '25 | '24 | '23 | '22 | '21 |
|---------------|-------|-----|-----|-----|-----|-----|
| Hunter Hines  | 56    | 2   | 16  | 22  | 16  | --  |
| Noah Sullivan | 24    | 2   | 17* | 2*  | 3*  | --  |
| Gehrig Frei   | 23    | 1   | 15* | 7*  | --  | --  |
| Reed Stallman | 19    | 4   | 15* | --  | --  | --  |
| Joe Powell    | 15    | --  | 5   | 0   | 5*  | 5*  |
| Ace Reese     | 13    | 6   | 7*  | --  | --  | --  |
| Bryce Chance  | 10    | 2   | 6   | 2   | --  | --  |
| Ross Highfill | 9     | --  | 0   | 9   | --  | --  |
| Sawyer Reeves | 9     | --  | 5*  | 4*  | 0*  | --  |
| Nolan Stevens | 5     | 4   | 1   | --  | --  | --  |
| Aaron Downs   | 3     | 3   | 0   | 0   | 0   | --  |
| Ethan Pulliam | 1     | --  | 1   | --  | --  | --  |

\* - indicates home runs from previous school





## BIG INNING FOR MISSISSIPPI STATE

| Opponent       | Date    | Inn. | Runs | Res.    |
|----------------|---------|------|------|---------|
| Manhattan (G1) | Feb. 14 | 3    | 6    | W, 17-3 |
| Rice           | Feb. 28 | 7    | 8    | W, 14-3 |
| Oklahoma State | March 2 | 7    | 5    | L, 9-7  |
| Southern Miss  | March 5 | 6    | 6    | W, 18-3 |

*Big inning = 5 or more runs*

- at No. 8.
- This is the third-straight year the Dawgs have been in the top 10 of the D1 Baseball Top 100 programs. They have been ranked in the Top 25 every year.
- Below are Mississippi States all-time rankings in the D1 Baseball Top 100 Programs:
  - **2015:** No. 21
  - **2017:** No. 16
  - **2019:** No. 8
  - **2022:** No. 3
  - **2024:** No. 8

### FIREFIGHTER TO THE DIAMOND

- During 2023, Joe Powell was in EMT school training to be a firefighter but a call from Mississippi State's staff turned things around and got him back on the diamond.
- After stepping away from the diamond for the 2023 season, Powell returned in 2024 and hit .269 with five home runs and 18 RBIs.
- He has appeared in 34 games, making 28 starts for the Dawgs in 2024.
- Against North Alabama, Powell racked up 13 total bases and was the first Dawg to have ten or more total bases in a game since Hunter Hines accomplished this against Vanderbilt earlier this season. In that game, he hit three home runs and had six RBIs.
- The Cincinnati transfer had a productive three-year career for the Bearcats, capped off by a standout junior season in 2022 with a team-leading .326 batting average and .996 on-base-plus-slugging percentage to go along with five home runs. That season would be his last in Queen City however, trading in his spikes for a fire hose after dealing with some injuries.
- With his baseball career seemingly over, Powell began training to become a firefighter and it was during his time away from the game that he found himself as a man and grew closer in his faith.

### D1 BASEBALL TOP 25 IMPACT FRESHMAN CLASS

- D1 Baseball announced their Top 25 Impact Freshman Class and the Diamond Dawgs came in at No. 22
- These rankings were assembled in collaboration with Prep Baseball's vice president for scouting, Shooter Hunt. After examining Prep Baseball's rankings from last spring, we incorporated our own observations from fall ball and our conversations with coaches to determine which freshmen are poised to make the biggest impacts in 2025.

### 2025 RON POLK RING OF HONOR

- The seventh group of inductees into the Ron Polk Ring of Honor is set to see their names unveiled this spring.
- The trio of Mitch Moreland, Ted Milton and Mike Proffitt will be enshrined on April 5 against South Carolina.
- The Ring of Honor is named after legendary head coach Ron Polk, who led the Bulldogs from 1976-97 and again from 2002-08. Affectionately referred to as the Godfather of Southeastern Conference baseball, Polk served 31 years as head coach in the league, including a stint at the University of Georgia (2000-01).
- The first SEC coach in any sport to reach 1,000 victories, Polk guided Mississippi State to six College World Series appearances and owned a 1,139-590 record with the Maroon and White. He totaled 1,373 career coaching victories, making eight total trips to Omaha.

### THE DUDE EFFECT

- It's been written about. It's been Tweeted about. It's been talked about. It's what has become known as The Dude Effect. If anyone had forgotten or doubted that the best home-field advantage in all of college baseball is inside the confines of Mississippi State's Dudy Noble Field. Opponents don't simply have to defeat the Diamond Dawgs. Visitors have to conquer the cowbell-crazed home crowd as well.
- Winning at home has been challenging for

- opponents when coming to The Dude. Since 1967, the Diamond Dawgs have won over 72-percent of their home games.
- Fans come and fill the stadium as 126 games have had crowds of 10,000 fans.
- In 2023, over Super Bulldog Weekend, the Dawgs set the NCAA On-Campus Attendance Record as The Dude saw 16,423 fans into the stadium when the Diamond Dawgs took on Ole Miss on April 15, 2023.
- The Diamond Dawgs have won 1,282 games at The Dude.
- Under Head Coach Chris Lemonis, the Dawgs are 142-53 (72.8%) at Dudy Noble Field.
- Coach Lemonis has guided the Dawgs to two seasons of 30 or more wins. The Diamond Dawgs won 37 games in 2019, the most at The Dude under Lemonis.

### OMADAWGS

- Did you know that the Diamond Dawgs are one of four programs in NCAA History to play in the NCAA Men's College World Series in six-straight decades?
- The Dawgs join Arizona State, Texas and Florida State as the only teams that have been to an MCWS for six decades.
- Mississippi State has advanced to Omaha 12 times in program history, with three appearances coming since 2018.
- The Omadawgs have one national championship (2021), a runner-up finish, and two third-place finishes in program history.
- The Dawgs have advanced to the MCWS in the 1970s, 1980s, 1990s, 2000s, 2010s, and 2020s. MSU went to the MCWS in 1971, 1979, 1981, 1985, 1990, 1997, 1998, 2007, 2013, 2018, 2019, and 2021.

### 2025 SEC BASEBALL TOURNAMENT

- With the 2025 season brings in a new format for the SEC Baseball Tournament.
- With the additions of Oklahoma and Texas into the SEC, the league office have announced that all 16 teams will participate in the leagues annual post-season tournament.
- The single-elimination format will be played from May 20-25 at the Hoover Met Stadium.
- The six-day format will feature four games each on Tuesday and Wednesday of the tournament and two games each on Thursday, Friday and Saturday, followed by a championship game on Sunday.



## STATE TO THE SHOW

### Diamond Dawgs Playing in Major League Baseball

| Name (Yrs. at MSU)         | Pos. | Organization         |
|----------------------------|------|----------------------|
| Justin Foscoe (2018-20)    | IF   | Texas Rangers        |
| J.P. France (2018)         | RHP  | Houston Astros       |
| Adam Frazier (2011-13)     | IF   | Pittsburgh Pirates   |
| J.T. Ginn (2019-20)        | RHP  | Athletics            |
| Kendall Graveman (2010-13) | RHP  | Arizona Diamondbacks |
| Nathaniel Lowe (2016)      | IF   | Washington Nationals |
| Hunter Renfro (2011-13)    | OF   | Kansas City Royals   |
| Brent Rooker (2014-17)     | OF   | Athletics            |
| Chris Stratton (2010-12)   | RHP  | Kansas City Royals   |
| Jordan Westburg (2018-20)  | IF   | Baltimore Orioles    |
| Brandon Woodruff (2012-14) | RHP  | Milwaukee Brewers    |

### Diamond Dawgs in Minor League Baseball

| Name (Yrs. at MSU)           | Pos. | Organization (Level)       |
|------------------------------|------|----------------------------|
| Brooks Auger (2022-24)       | RHP  | Los Angeles Dodgers (R)    |
| Will Bednar (2020-21)        | RHP  | San Francisco Giants (AA)  |
| Eric Cerantola (2019-21)     | RHP  | Kansas City Royals (AAA)   |
| Jurrangelo Cijntje (2023-24) | SHF  | Seattle Mariners (R)       |
| Gavin Collins (2014-16)      | C/IF | St. Louis Cardinals (AAA)  |
| Tyler Davis (2023-24)        | LHP  | Kansas City Royals (R)     |
| Nate Dohm (2023-24)          | RHP  | New York Mets (R)          |
| Jackson Frisoe (2021-22)     | RHP  | New York Yankees (A+)      |
| Tyson Hardin (2023-24)       | RHP  | Milwaukee Brewers (A)      |
| Houston Harding (2020-21)    | LHP  | Los Angeles Angels (AAA)   |
| Colby Holcombe (2023-24)     | RHP  | Toronto Blue Jays (A)      |
| Dakota Hudson (2014-16)      | P    | Los Angeles Angels (AAA)   |
| Connor Hujak (2023-24)       | OF   | Tampa Bay Rays (A)         |
| K.C. Hunt (2021-23)          | RHP  | Milwaukee Brewers (AA)     |
| Kamren James (2020-22)       | IF   | Tampa Bay Rays (A+)        |
| Preston Johnson (2021-22)    | RHP  | Baltimore Orioles (A+)     |
| Dakota Jordan (2023-24)      | OF   | San Francisco Giants (A)   |
| Rowdey Jordan (2018-21)      | OF   | New York Mets (AA)         |
| Colton Ledbetter (2023)      | OF   | Tampa Bay Rays (A+)        |
| Christian MacLeod (2020-21)  | LHP  | Minnesota Twins (AA)       |
| Jake Mangum (2016-19)        | OF   | Tampa Bay Rays (AAA)       |
| David Mershon (2023-24)      | IF   | Los Angeles Angels (AA)    |
| Aaron Nixon (2023)           | RHP  | New York Yankees (A)       |
| Konnor Pilkington (2016-18)  | LHP  | Washington Nationals (AAA) |
| Cam Schuelke (2024)          | RHP  | Cleveland Guardians (A)    |
| Ethan Small (2016-19)        | LHP  | San Francisco Giants (AAA) |
| Landon Sims (2020-22)        | RHP  | Arizona Diamondbacks (A+)  |
| Cade Smith (2021-23)         | RHP  | New York Yankees (A+)      |
| Khal Stephen (2024)          | RHP  | Toronto Blue Jays (R)      |
| Hunter Stovall               | IF   | Tampa Bay Rays (AA)        |
| Logan Tanner (2020-22)       | C    | Cincinnati Reds (A+)       |
| Andrew Walling (2022)        | LHP  | Philadelphia Phillies (AA) |
| Colby White (2019)           | RHP  | New York Yankees (AA)      |
| R.J. Yeager (2022)           | IF   | St. Louis Cardinals (AA)   |

### Diamond Dawgs Coaching in Professional Baseball

| Name (Yrs. at MSU)         | Organization     | Team (Level)           |
|----------------------------|------------------|------------------------|
| Travis Chapman (1997-2000) | New York Yankees | New York Yankees (MLB) |

### Diamond Dawgs Working in Professional Baseball

| Name (Yrs. at MSU)          | Organization         | Role                                       |
|-----------------------------|----------------------|--|
| Jeff Brantley (1982-85)     | Cincinnati Reds      | Broadcaster                                |
| Will Clark (1983-85)        | San Francisco Giants | Special Assistant                          |
| Carlisle Koestler (2020-21) | Texas Rangers        | Supervisor of D.R.<br>Pitching Development |



## THE LAST TIME...

# - SEC Tournament | % - NCAA Regional | ^ - NCAA Super Regional | \$ - College World Series

### A MISSISSIPPI STATE TEAM...

|  |  |
|--|--|
| Won 15+ Consecutive Games                          | 17 - February 15-March 8, 2013   |
| Won 10+ Consecutive Games                          | 14 - February 23-March 16, 2019  |
| Won 10+ Consecutive SEC Games                      | 12 - April 30-May 25, 2016   |
| Won 5+ Consecutive SEC Games                       | 5 - April 30-May 8, 2021   |
| Lost 5+ Consecutive Games                          | 7 - April 27-May 12, 2023  |
| Lost 5+ Consecutive SEC Games                      | 7 - April 27-May 12, 2023  |
| Swept a Three-Game Series                          | Missouri State; Feb. 21-23, 2025   |
| at Home  | Missouri State; Feb. 21-23, 2025   |
| on The Road  | at Alabama; May 20-22, 2021  |
| Swept a Non-Conference Three-Game Series           | Missouri State; Feb. 21-23, 2025   |
| at Home  | Missouri State; Feb. 21-23, 2025   |
| on The Road  | at Hawaii-Hilo; 1985   |
| Swept a Three-Game SEC Series                      | Auburn; April 19-21, 2024  |
| at Home  | Auburn; April 19-21, 2024  |
| on The Road  | at Alabama; May 20-22, 2021  |
| Was Swept in a Three-Game Series                   | Arkansas, May 5-7, 2023  |
| at Home  | Arkansas, May 5-7, 2023  |
| on The Road  | at Tennessee, April 27-29, 2023  |
| Was Swept in a Three-Game Non-Conference Series    | at Southern Miss; February 16-18, 2018                                   |
| at Home  | Southeastern Louisiana; February 26-28, 2010                             |
| on The Road  | at Southern Miss; February 16-18, 2018                                   |
| Was Swept in a Three-Game SEC Series               | Arkansas; May 5-7, 2023  |
| at Home  | Arkansas; May 5-7, 2023  |
| on The Road  | at Tennessee, April 27-29, 2023  |
| Played An Extra-Inning Game                        | W, 4-3 (8 Innings) - Auburn; April 21, 2024                              |
| Won An Extra-Inning Game                           | W, 9-5, (10 Innings) - at Samford; March 26, 2024                        |
| Lost An Extra-Inning Game                          | L, 10-9 (12 Innings) - at Ole Miss; April 13, 2024                       |
| Played Consecutive Extra-Inning Games              | May 4-5, 2018; at Alabama, W, 14-12 (10 innings) and L, 3-4 (10 innings) |
| Won Consecutive Games in Extra-Inning              | May 10-11, 2014; Tennessee, W, 1-0 (10 innings) and W, 4-3 (12 innings)  |
| Won on a Walk-Off                                  | W, 5-2, vs. St. John's; May 31, 2024 %                                   |
| Dakota Jordan 3-R HR the 10th inning               |  |
| Won Consecutive Games Via A Walk-Off               | April 12 & 14, 2022; UAB, W, 6-5 and Auburn W, 7-6                       |
| Kamren James RBI sac fly in the tenth inning (UAB) |  |
| Luke Hancock RBI walk in the ninth inning (Auburn) |  |

### A MISSISSIPPI STATE OFFENSE...

|                                    |  |
|------------------------------------|--|
| Scored 30+ Runs                    | 32 - Jackson State; April 29, 1988   |
| Scored 25+ Runs                    | 27 - Alcorn State; April 20, 2010  |
| Scored 20+ Runs                    | 21 - Grambling; April 4, 2023  |
| Scored 15+ Runs                    | 17 - Manhattan (G1); Feb. 14, 2025   |
| Scored 10+ Runs In An Inning       | 13 - Jackson State (3rd); Feb. 27, 2024  |
| Scored 9+ Runs In An Inning        | 13 - Jackson State (3rd); Feb. 27, 2024  |
| Scored 8+ Runs In An Inning        | 8 - Rice (7th); Feb. 28, 2025  |
| Had 30+ Hits                       | 30 - Kentucky; April 30, 1989  |
| Had 25+ Hits                       | 26 - Little Rock; February 28, 1999  |
| Had 20+ Hits                       | 20 - Southern Miss; March 5, 2025  |
| Had 20+ Hits in Back-to-Back Games | Auburn (20, 21); March 23-24, 2019   |
| Had 6+ Home Runs                   | 6 - UT Martin; April 5, 2022   |
| Had 5+ Home Runs                   | 5 - Southern Miss; March 5, 2025   |
| Hit Back-To-Back Home Runs         | 3rd Inning, Noah Sullivan (Solo)/Nolan Stevens (Solo) - Southern Miss; March 5, 2025             |
| Hit Back-To-Back-To-Back Home Runs | 3rd Inning, Kellum Clark (2R HR)/Brad Cumbest (Solo)/RJ Yeager (Solo) - Southern; March 23, 2022 |
| Had 3+ Triples                     | 3 - Southern Cal; March 14, 2004   |
| Had 8+ Doubles                     | 8 - Auburn; March 24, 2019   |
| Had 7+ Doubles                     | 7 - UAB; April 20, 2021  |
| Had 6+ Doubles                     | 6 - VMI; Feb. 18, 2023   |
| Had 10+ Walks                      | 10 - Memphis; March 19, 2024   |
| Had 9+ Stolen Bases                | 10 - Arkansas-Pine Bluff; March 18, 2017   |
| Had 8+ Stolen Bases                | 10 - Arkansas-Pine Bluff; March 18, 2017   |
| Didn't Strikeout in a Game         | Grambling; April 4, 2023   |
| Had Two or Fewer Strikeouts        | 0 - Grambling; April 4, 2023   |
| Was Shut Out                       | at Southern Miss (0-3); Feb. 18, 2025  |
| at Home                            | Long Beach State (0-3); February 18, 2022  |
| on The Road                        | at Southern Miss (0-3); Feb. 18, 2025  |
| Back-To-Back Games                 | Auburn (0-5, 0-4); March 27-28, 2015   |
| Three-Straight Games               | vs. Southern Miss (0-3); March 24, 2015 and Auburn (0-5, 0-4); March 27-28, 2015                 |

### A MISSISSIPPI STATE DEFENSE...

|                          |   |
|--------------------------|---|
| Turned 5+ Double Plays   | 5 - San Diego; March 8, 2015                |
| Turned 4+ Double Plays   | 5 - San Diego; March 8, 2015                |
| Turned 3+ Double Plays   | 3 - vs. St. John's; June 2, 2024 %          |
| Turned A Triple Play     | Auburn-Montgomery, March 9, 1991            |
| Had 5+ Errors            | 5 - at Vanderbilt; March 18, 2011           |
| Had 4+ Errors            | 4 - at Southern Miss; Feb. 18, 2025         |
| Threw Out 3 Base Runners | 3 - Logan Tanner; Tulane; February 26, 2021 |



## THE LAST TIME...

# - SEC Tournament | % - NCAA Regional | ^ - NCAA Super Regional | \$ - College World Series

### MISSISSIPPI STATE PITCHING STAFF...

|                          |   |
|--------------------------|---|
| Threw a No-Hitter        | Jackson Fristoe (6 IP), Landon Sims (1 IP), Mikey Tepper (1 2/3 IP), Cam Tullar (1/3 IP); Kent State, March 7, 2021                     |
| Held Opponent To 1 Hit   | at Texas A&M; May 3, 2019   |
| Held Opponent To 2 Hits  | Missouri State; Feb. 23, 2025   |
|                          | NOTE: Jacksonville State (5/18/21) had just two hits in a five-inning, rain-shortened game  |
|                          | NOTE: Valparaiso (3/7/23) had just two hits in a seven-inning, run rule game  |
|                          | NOTE: Auburn (4/21/24) had just two hits in a seven-inning, SEC Inclement weather policy  |
| Struck Out 25+ Batters   | 26 - at LSU; 1909   |
| Struck Out 20+ Batters   | 20 - Troy; Feb. 25, 2025  |
| Struck Out 15+ Batters   | 18 - vs. Arizona; March 1, 2025   |
| Did Not Issue A Walk     | Manhattan (G2); Feb. 14, 2025   |
| Shut Out An Opponent     | Alcorn State (11-0); April 16, 2024   |
| at Home                  | Alcorn State (11-0); April 16, 2024   |
| On The Road              | at Ole Miss (8-0); April 12, 2024   |
| Neutral Site Game        | vs. Vanderbilt (9-0); June 30, 2021 \$  |
| Postseason Game          | vs. Vanderbilt (9-0); June 30, 2021 \$  |
| Back-To-Back Shutouts    | 2021 (Kent State, March 7 [13-0]; Grambling, March 9 [10-0] and Louisiana-Lafayette, March 10 [4-0])                                    |
| Three Straight Shutouts  | 2021 (Kent State, March 7 [13-0]; Grambling, March 9 [10-0] and Louisiana-Lafayette, March 10 [4-0]; Eastern Michigan, March 12 [14-0]) |
| Four Straight Shutouts   | 2021 (Kent State, March 7 [13-0]; Grambling, March 9 [10-0] and Louisiana-Lafayette, March 10 [4-0]; Eastern Michigan, March 12 [14-0]) |
| Shut Out An SEC Opponent | vs. Vanderbilt (9-0); June 30, 2021 \$  |
| At Home                  | Alabama (6-0); April 12, 2019   |
| On The Road              | at Alabama (7-0); May 21, 2021  |
| Neutral Site             | vs. Vanderbilt (9-0); June 30, 2021 \$  |

### A MISSISSIPPI STATE BATTER HAD...

|  |   |
|--|---|
| Hit for the Cycle                              | Brad Freeman; South Alabama, February 17, 1998                            |
| Walk-Off Hit                                   | Dakota Jordan (3R HR); vs. St. John's; May 31, 2024 %                     |
| 8+ At-Bats                                     | 8 - Jordan Westburg, Tanner Allen & Rowdey Jordan vs. LSU, May 22, 2019 # |
| 6+ Hits  | 6 - Adam Frazier; at Virginia, June 8, 2013                               |
| 5+ Hits  | 5 - Dakota Jordan; vs. St. John's, June 2, 2024 %                         |
| 4+ Hits  | 4 - Noah Sullivan; Southern Miss, March 5, 2025                           |
| 2+ Hits In An Inning                           | David Mershon (1B, 1B; 6th Inning); at Ole Miss, April 12, 2024           |
| 5+ Runs  | 5 - Jon Knott; Little Rock, February 28, 1999                             |
| 4+ Runs  | 4 - Bryce Chance; Southern Miss, March 5, 2025                            |
| 3+ Doubles                                     | 3 - Justin Foscue; Georgia, April 26, 2019                                |
| 2+ Triples                                     | 2 - C.T. Bradford; at Arizona, March 9, 2014                              |
| 3+ Home Runs                                   | 3 - Joe Powell; North Alabama, May 14, 2024                               |
| 2+ Home Runs                                   | 2 - Nolan Stevens; Southern Miss, March 5, 2025                           |
| Inside-The-Park Home Run                       | Cody Brown; vs. Kentucky, April 7, 2017                                   |
| Pinch Hit Home Run                             | Aaron Downs; vs. Rice, Feb. 28, 2025                                      |
| Leadoff Home Run (Top or bottom of 1st inning) | Gehrig Frei (Bottom 1st); Missouri State, Feb. 23, 2025                   |
| Walk-Off Home Run                              | Dakota Jordan (3R HR); vs. St. John's; May 31, 2024 %                     |
| Hit a Grand Slam                               | Noah Sullivan; Troy, Feb. 25, 2025  |
| Multiple Grand Slams                           | Never   |
| A Pinch-Hit Grand Slam                         | Never   |
| 10+ RBIs                                       | 11 - Jason Nappi; at UAB, March 18, 2008                                  |
| 9+ RBIs  | 9 - Ryan Duffy; vs. Jackson State, April 6, 2010                          |
| 8+ RBIs  | 8 - Brent Rooker; vs. Indiana State, February 24, 2017                    |
| 7+ RBIs  | 7 - Kellum Clark vs. Princeton, March 11, 2022                            |
| 10+ Total Bases                                | 13 - Joe Powell; North Alabama, May 14, 2024                              |
| 4+ Walks                                       | 4 - Logan Kohler; Evansville, March 10, 2024                              |
| 3+ Walks                                       | 3 - David Mershon; at Arkansas, May 10, 2024                              |
| 4+ Stolen Bases                                | 4 - David Mershon; LSU, March 17, 2024                                    |
| 3+ Stolen Bases                                | 3 - Amani Larry; Nicholls, March 14, 2023                                 |
| Stole Home                                     | Connor Hujak; Samford, March 28, 2023                                     |
| 4+ Hit By Pitches                              | 4 - Rowdey Jordan; at Auburn, April 11, 2021                              |
| 3+ Hit By Pitches                              | 4 - Rowdey Jordan; at Auburn, April 11, 2021                              |

### A MISSISSIPPI STATE PITCHER HAD...

|                               |   |
|-------------------------------|---|
| A Perfect Game                | J.T. Peatross; Mississippi College (1-0), 1918  |
| A No-Hitter                   | Jackson Fristoe (6 IP), Landon Sims (1 IP), Mikey Tepper (1 2/3 IP), Cam Tullar (1/3 IP); Kent State, March 7, 2021 |
| A Complete Game No-Hitter     | Gene Morgan (7 IP); at Hawaii-Hilo (2-0), April 6, 1985   |
| A Complete Game (9 Inn.)      | Jacob Billingsley; at Southern Miss (8-1), June 6, 2017 %   |
| A Complete Game (7 Inn.)      | JT Ginn; at Texas A&M-1 (0-1), May 4, 2019  |
| Complete-Game 1-Hitter        | Unknown   |
| Complete-Game 2-Hitter        | Ricky Bowen; vs. Ole Miss, March 16, 2008   |
| Consecutive Complete Games    | Dakota Hudson; 2016 (at Auburn (4-0), May 13 and Arkansas (7-0), May 19)  |
| A Complete-Game Shutout       | Dakota Hudson; vs. Arkansas (7-0), May 19, 2016   |
| at Home                       | Dakota Hudson; vs. Arkansas (7-0), May 19, 2016   |
| On The Road                   | Dakota Hudson; at Auburn (4-0), May 13, 2016  |
| SEC Game                      | Dakota Hudson; vs. Arkansas (7-0), May 19, 2016   |
| as a Freshman                 | Scott Tanksley; vs. Mississippi College (6-0), April 20, 1993   |
| Postseason Game               | B.J. Wallace; vs. Nicholls State (1-0), May 21, 1992 %  |
| 17+ Strikeouts                | 17 - Chris Stratton; at LSU, March 16, 2012   |
| 15+ Strikeouts                | 15 - Will Bednar; vs. Texas, June 20, 2021 \$   |
| 10+ Strikeouts                | 11 - Pico Kohn; Missouri State, Feb. 21, 2025   |
| Recorded Two Saves In One Day | Trevor Fitts; vs. Marshall and Alabama A&M, February 22, 2015   |

## 2025 HONORS TRACKER

### Hunter Hines, IF/OF

D1Baseball 2025 MLB Draft Top 250 Prospects (No. 161)  
Perfect Game Top 75 Seniors (No. 5)  
D1 Baseball Top 50 1st Baseman: Preseason 2025 (No. 12)  
Preseason All-SEC 1st Team (1B)

### Ross Highfill, C

D1Baseball 2025 MLB Draft Top 250 Prospects (No. 92)  
D1 Baseball Top 50 Catchers: Preseason 2025 (No. 24)

### Ace Reese, IF

Perfect Game 2026 MLB Draft Board: Top 150 (No. 83)  
Perfect Game Top 100 Collegiate Sophomores (No. 62)

### Dylan Cupp, IF

Perfect Game 2026 MLB Draft Board: Top 150 (No. 113)  
Perfect Game Top 101 Collegiate Sophomores (No. 80)

### Charlie Foster, LHP

Perfect Game 2027 MLB Draft Board: Top 75 (No. 55)

### Noah Sullivan, DH/RHP

D1 Baseball Top 50 1st Basemen: Preseason 2025 (No. 20)  
NCBWA Preseason All-America Teams: (1st Team - Utility)

### Sawyer Reeves, IF

D1 Baseball Top 50 2nd Basemen: Preseason 2025 (No. 36)

### Pico Kohn, LHP

D1 Baseball Top 150 Starting Pitchers: Preseason 2025 (No. 33)  
D1Baseball 2025 MLB Draft Top 250 Prospects (No. 113)

### Karson Ligon, RHP

D1 Baseball Top 150 Starting Pitchers: Preseason 2025 (No. 100)

### Chase Hungate, RHP

D1 Baseball Top 100 Relief Pitchers: Preseason 2025 (No. 23)  
2025 Preseason Stopper of the Year Watch List

### Jacob Pruitt, RHP

D1Baseball 2025 MLB Draft Top 250 Prospects (No. 152)



## SEC UPDATE

### Standings (as of Thursday, March 6)

|                   | SEC | Pct. | GB | Division | Overall | Pct.  | Home | Away | Neutral | L10  | Streak |
|-------------------|-----|------|----|----------|---------|-------|------|------|---------|------|--------|
| Alabama           | 0-0 | --   | -- | --       | 14-0    | 1.000 | 10-0 | 1-0  | 3-0     | 10-0 | W14    |
| Tennessee         | 0-0 | --   | -- | --       | 13-0    | 1.000 | 10-0 | 0-0  | 3-0     | 10-0 | W13    |
| Georgia           | 0-0 | --   | -- | --       | 15-1    | .938  | 10-0 | 3-1  | 2-0     | 10-0 | W12    |
| LSU               | 0-0 | --   | -- | --       | 13-1    | .929  | 9-1  | 0-0  | 4-0     | 9-1  | W8     |
| Arkansas          | 0-0 | --   | -- | --       | 12-1    | .923  | 10-0 | 0-0  | 2-1     | 9-1  | W8     |
| Ole Miss          | 0-0 | --   | -- | --       | 11-1    | .917  | 9-0  | 0-0  | 2-1     | 10-0 | W10    |
| Oklahoma          | 0-0 | --   | -- | --       | 11-1    | .917  | 8-0  | 0-1  | 3-0     | 9-1  | L1     |
| Kentucky          | 0-0 | --   | -- | --       | 10-1    | .909  | 5-0  | 5-1  | 0-0     | 9-1  | W9     |
| Texas             | 0-0 | --   | -- | --       | 10-1    | .909  | 5-0  | 0-0  | 5-1     | 10-0 | W10    |
| Florida           | 0-0 | --   | -- | --       | 12-2    | .857  | 11-1 | 1-1  | 0-0     | 8-2  | W1     |
| Auburn            | 0-0 | --   | -- | --       | 11-2    | .846  | 8-1  | 0-1  | 3-0     | 9-1  | L1     |
| South Carolina    | 0-0 | --   | -- | --       | 11-3    | .786  | 10-1 | 1-1  | 0-1     | 7-3  | W2     |
| Vanderbilt        | 0-0 | --   | -- | --       | 10-3    | .769  | 7-0  | 2-1  | 1-2     | 8-2  | W1     |
| Mississippi State | 0-0 | --   | -- | --       | 8-4     | .667  | 7-1  | 0-1  | 1-2     | 6-4  | W1     |
| Texas A&M         | 0-0 | --   | -- | --       | 7-5     | .583  | 6-3  | 0-0  | 1-2     | 5-5  | W1     |
| Missouri          | 0-0 | --   | -- | --       | 6-6     | .500  | 3-2  | 0-1  | 3-3     | 5-5  | L1     |

### Schedule/Results

all times central

#### FRIDAY, MARCH 7

|                                  |                   |
|----------------------------------|-------------------|
| Columbia at Georgia              | 2 p.m. [SECN+]    |
| Portland at Arkansas             | 3 p.m. [SECN+]    |
| Wofford at Kentucky              | 3 p.m. [SECN+]    |
| Xavier at Vanderbilt             | 4:30 p.m. [SECN+] |
| Binghamton at Missouri           | 5 p.m. [SECN+]    |
| Harvard at Florida               | 5:30 p.m. [SECN+] |
| St. Bonaventure at Tennessee     | 5:30 p.m. [SECN+] |
| Presbyterian at Alabama          | 6 p.m. [SECN+]    |
| Old Dominion at Auburn           | 6 p.m. [SECN+]    |
| Queens at Mississippi State      | 6 p.m. [SECN+]    |
| Morehead State at South Carolina | 6 p.m. [SECN+]    |
| New Mexico State at Texas A&M    | 6 p.m. [SECN+]    |
| North Alabama at LSU             | 6:30 p.m. [SECN+] |
| Jacksonville State at Ole Miss   | 6:30 p.m. [SECN+] |
| Sam Houston at Oklahoma          | 6:30 p.m. [SECN+] |
| Santa Clara at Texas             | 6:30 p.m. [SECN+] |

|                                  |                |
|----------------------------------|----------------|
| New Mexico State at Texas A&M    | 2 p.m. [SECN+] |
| Xavier at Vanderbilt             | 2 p.m. [SECN+] |
| Morehead State at South Carolina | 3 p.m. [SECN+] |
| Presbyterian at Alabama          | 4 p.m. [SECN+] |
| Old Dominion at Auburn           | 5 p.m. [SECN+] |
| St. Bonaventure at Tennessee     | 5 p.m. [SECN+] |
| North Alabama at LSU             | 6 p.m. [SECN+] |

#### SUNDAY, MARCH 9

|                                  |                    |
|----------------------------------|--------------------|
| Harvard at Florida               | 12 p.m. [SECN+]    |
| Columbia at Georgia              | 12 p.m. [SECN+]    |
| Wofford at Kentucky              | 12 p.m. [SECN+]    |
| St. Bonaventure at Tennessee     | 12 p.m. [SECN+]    |
| Portland at Arkansas             | 12 p.m. [SECN+]    |
| Morehead State at South Carolina | 12:30 p.m. [SECN+] |
| Presbyterian at Alabama          | 1 p.m. [SECN+]     |
| North Alabama at LSU             | 1 p.m. [SECN+]     |
| Queens at Mississippi State      | 1 p.m. [SECN+]     |
| Binghamton at Missouri           | 1 p.m. [SECN+]     |
| Santa Clara at Texas             | 1 p.m. [SECN+]     |
| New Mexico State at Texas A&M    | 1 p.m. [SECN+]     |
| Xavier at Vanderbilt             | 1 p.m. [SECN+]     |
| Jacksonville State at Ole Miss   | 1:30 p.m. [SECN+]  |
| Old Dominion at Auburn           | 2 p.m. [SECN+]     |
| Sam Houston at Oklahoma          | 2 p.m. [SECN+]     |

#### SATURDAY, MARCH 8

|                                |                   |
|--------------------------------|-------------------|
| Wofford at Kentucky            | 12 p.m. [SECN+]   |
| Columbia at Georgia            | 1 p.m. [SECN+]    |
| Binghamton at Missouri (DH)    | 1 p.m.            |
| Jacksonville State at Ole Miss | 1:30 p.m. [SECN+] |
| Portland at Arkansas           | 2 p.m. [SECN+]    |
| Harvard at Florida             | 2 p.m. [SECN+]    |
| Queens at Mississippi State    | 2 p.m. [SECN+]    |
| Sam Houston at Oklahoma        | 2 p.m. [SECN+]    |
| Santa Clara at Texas           | 2 p.m. [SECN+]    |

## WEEK-BY-WEEK POLLS

| Week      | BA | D1 | BW | PG | USA | RPI |
|-----------|----|----|----|----|-----|-----|
| Preseason | 18 | 18 | 19 | RV | 19  | --  |
| Week 1    | 16 | 18 | 17 | RV | --  | --  |
| Week 2    | 15 | 18 | 16 | NR | 16  | --  |
| Week 3    | 22 | NR | 16 | NR | NR  | 108 |

BA - Baseball America, D1 - D1Baseball, BW - National Collegiate Baseball Writers Association, PG - Perfect Game, USA - USA Today Coaches Poll, RPI - NCAA RPI

(-- ) - No poll/RPI released by the publication.

## IN THE POLLS

| Baseball America      |      | D1Baseball           |      | NCBWA                 |      | Perfect Game         |      | USA Today/Coaches    |      |
|-----------------------|------|----------------------|------|-----------------------|------|----------------------|------|----------------------|------|
| 1. Tennessee          | 11-0 | 1. LSU               | 11-1 | 1. Tennessee          | 11-0 | 1. Tennessee         | 11-0 | 1. Tennessee         | 11-0 |
| 2. LSU                | 11-1 | 2. Tennessee         | 11-0 | 2. Texas A&M          | 6-4  | 2. LSU               | 11-1 | 2. LSU               | 11-1 |
| 3. Arkansas           | 10-1 | 3. Arkansas          | 10-1 | 3. North Carolina     | 12-0 | 3. Georgia           | 13-1 | 3. Arkansas          | 10-1 |
| 4. Florida State      | 11-0 | 4. North Carolina    | 12-0 | 4. LSU                | 11-1 | 4. Clemson           | 10-1 | 4. North Carolina    | 12-0 |
| 5. Clemson            | 10-1 | 5. Georgia           | 13-1 | 5. Florida State      | 11-0 | 5. Florida State     | 11-0 | 5. Florida State     | 11-0 |
| 6. Florida            | 11-1 | 6. Florida State     | 11-0 | 6. Arkansas           | 10-1 | 6. Texas             | 9-1  | 6. Florida           | 11-1 |
| 7. North Carolina     | 12-0 | 7. Florida           | 11-1 | 7. Florida            | 11-1 | 7. North Carolina    | 12-0 | 7. Georgia           | 13-1 |
| 8. Virginia           | 7-3  | 8. Oregon State      | 7-3  | 8. Georgia            | 12-1 | 8. Florida           | 11-1 | 7. Clemson           | 10-1 |
| 9. Georgia            | 13-1 | 9. Virginia          | 7-3  | 9. Oregon State       | 7-3  | 9. Virginia          | 7-3  | 9. Texas             | 9-1  |
| 10. Oklahoma          | 11-0 | 10. Oregon           | 10-2 | 10. Clemson           | 10-1 | 10. Arkansas         | 10-1 | 10. Oregon State     | 7-3  |
| 11. Texas A&M         | 6-4  | 11. Clemson          | 10-1 | 11. Wake Forest       | 10-3 | 11. Texas A&M        | 6-4  | 11. Virginia         | 7-3  |
| 12. Texas             | 9-1  | 12. Texas            | 9-1  | 12. Vanderbilt        | 9-3  | 12. Oklahoma         | 11-0 | 12. Oklahoma         | 11-0 |
| 13. Oregon State      | 7-3  | 13. Oklahoma         | 11-0 | 13. Virginia          | 7-3  | 13. Oregon State     | 7-3  | 13. Oregon           | 10-2 |
| 14. Oklahoma State    | 6-4  | 14. Texas A&M        | 6-4  | 14. Oregon            | 10-2 | 14. Oregon           | 10-2 | 14. Texas A&M        | 6-4  |
| 15. Oregon            | 10-2 | 15. Wake Forest      | 10-3 | 15. Texas             | 9-1  | 15. Coastal Carolina | 10-2 | 15. UC Santa Barbara | 9-2  |
| 16. Wake Forest       | 10-3 | 16. UC Santa Barbara | 9-2  | 16. Mississippi State | 7-4  | 16. West Virginia    | 11-0 | 16. Wake Forest      | 10-3 |
| 17. Vanderbilt        | 9-3  | 17. Ole Miss         | 10-1 | 17. Dallas Baptist    | 8-3  | 17. Vanderbilt       | 9-3  | 17. Alabama          | 12-0 |
| 18. UC Irvine         | 8-3  | 18. Vanderbilt       | 9-3  | 18. UC Santa Barbara  | 9-2  | 18. Dallas Baptist   | 8-3  | 18. Vanderbilt       | 9-3  |
| 19. Ole Miss          | 10-1 | 19. Troy             | 11-1 | 19. Oklahoma          | 11-0 | 19. Wake Forest      | 10-3 | 19. Ole Miss         | 10-1 |
| 20. Alabama           | 12-0 | 20. Southern Miss    | 9-3  | 20. Troy              | 11-1 | 20. Auburn           | 11-1 | 20. Auburn           | 11-1 |
| 21. Dallas Baptist    | 8-3  | 21. Dallas Baptist   | 8-3  | 21. TCU               | 7-4  | 21. Arizona          | 7-4  | 21. Troy             | 11-1 |
| 22. Mississippi State | 7-4  | 22. Auburn           | 11-1 | 22. West Virginia     | 11-0 | 22. UC Santa Barbara | 9-2  | 22. Southern Miss    | 9-3  |
| 23. Kentucky          | 9-1  | 23. Alabama          | 12-0 | 23. Alabama           | 12-0 | 23. Alabama          | 12-0 | 23. Dallas Baptist   | 8-3  |
| 24. Southern Miss     | 9-3  | 24. Coastal Carolina | 10-2 | 24. Southern Miss     | 9-3  | 24. Troy             | 11-1 | 24. West Virginia    | 11-0 |
| 25. UC Santa Barbara  | 9-2  | 25. Oklahoma State   | 6-4  | 25. NC State          | 6-5  | 25. Southern Miss    | 9-3  | 25. UC Irvine        | 8-3  |

2025 Scheduled Opponents in Bold



## 2025 HOME RUN TRACKER

| No. | Player        | Game | Date    | Opponent       | Pitcher      | On Base | Inn. | Outs | Count | Score | Final |
|-----|---------------|------|---------|----------------|--------------|---------|------|------|-------|-------|-------|
| 1.  | Ace Reese     | 1    | Feb. 14 | Manhattan      | Craska       | 0       | 3    | 1    | 2-2   | 8-0   | 17-3  |
| 2.  | Hunter Hines  | 1    | Feb. 14 | Manhattan      | Craska       | 1       | 3    | 1    | 2-0   | 9-0   | 17-3  |
| 3.  | Aaron Downs   | 1    | Feb. 14 | Manhattan      | Brown        | 2       | 4    | 1    | 0-1   | 14-0  | 17-3  |
| 4.  | Reed Stallman | 2    | Feb. 14 | Manhattan      | Smoot        | 2       | 7    | 1    | 2-1   | 10-1  | 13-1  |
| 5.  | Nolan Stevens | 3    | Feb. 16 | Manhattan      | Castelluccio | 1       | 6    | 1    | 0-0   | 3-1   | 5-1   |
| 6.  | Reed Stallman | 6    | Feb. 22 | Missouri State | Holmes       | 0       | 5    | 0    | 0-2   | 1-1   | 9-3   |
| 7.* | Gehrig Frei   | 7    | Feb. 23 | Missouri State | Charlton     | 0       | 1    | 0    | 0-0   | 0-0   | 6-4   |
| 8.  | Aaron Downs   | 7    | Feb. 23 | Missouri State | Charlton     | 0       | 4    | 0    | 0-1   | 1-1   | 6-4   |
| 9.  | Hunter Hines  | 7    | Feb. 23 | Missouri State | Knight       | 0       | 5    | 0    | 1-2   | 3-1   | 6-4   |
| 10. | Ace Reese     | 7    | Feb. 23 | Missouri State | Ferguson     | 1       | 6    | 2    | 0-0   | 4-1   | 6-4   |
| 11. | Noah Sullivan | 8    | Feb. 25 | Troy           | Stewart      | 3       | 5    | 1    | 3-1   | 5-0   | 5-6   |
| 12. | Aaron Downs   | 9    | Feb. 28 | Rice           | Keo          | 0       | 7    | 0    | 2-1   | 6-3   | 14-3  |
| 13. | Nolan Stevens | 9    | Feb. 28 | Rice           | Keo          | 1       | 7    | 0    | 0-2   | 7-3   | 14-3  |
| 14. | Ace Reese     | 9    | Feb. 28 | Rice           | Ben-Shoshan  | 1       | 7    | 0    | 2-2   | 12-3  | 14-3  |
| 15. | Ace Reese     | 10   | March 1 | Arizona        | Kramkowski   | 0       | 1    | 2    | 1-2   | 0-2   | 5-6   |
| 16. | Ace Reese     | 10   | March 1 | Arizona        | Kramkowski   | 0       | 4    | 1    | 0-1   | 1-5   | 5-6   |
| 17. | Bryce Chance  | 11   | March 2 | Oklahoma State | Watkins      | 0       | 1    | 1    | 0-1   | 0-0   | 7-9   |
| 18. | Reed Stallman | 11   | March 2 | Oklahoma State | Watkins      | 0       | 4    | 1    | 1-1   | 1-6   | 7-9   |
| 19. | Reed Stallman | 11   | March 2 | Oklahoma State | Wech         | 2       | 7    | 2    | 3-2   | 4-9   | 7-9   |
| 20. | Bryce Chance  | 12   | March 5 | Southern Miss  | Sunstrom     | 0       | 1    | 1    | 0-0   | 0-0   | 18-3  |
| 21. | Noah Sullivan | 12   | March 5 | Southern Miss  | Best         | 0       | 3    | 1    | 0-0   | 2-2   | 18-3  |
| 22. | Nolan Stevens | 12   | March 5 | Southern Miss  | Best         | 0       | 3    | 1    | 0-1   | 3-2   | 18-3  |
| 23. | Nolan Stevens | 12   | March 5 | Southern Miss  | Long         | 1       | 5    | 2    | 3-1   | 10-2  | 18-3  |
| 24. | Ace Reese     | 12   | March 5 | Southern Miss  | Richardson   | 2       | 6    | 1    | 1-0   | 14-3  | 18-3  |

\* - leadoff homerun

## 2025 HOW IT WAS WON

Below is a chart representing how the eventual game-winning run was recorded for Mississippi State in 2025

| Gm | Opponent       | Final | Player        | Inn. | Outs | Play       | Score at Time |
|----|----------------|-------|---------------|------|------|------------|---------------|
| 1. | Manhattan      | 17-3  | Nolan Stevens | 1st  | 2    | Single     | 3-0           |
| 2. | Manhattan      | 13-1  | Joe Powell    | 2nd  | 1    | Ground Out | 1-1           |
| 3. | Manhattan      | 5-1   | Hunter Hines  | 1st  | 2    | Single     | 1-0           |
| 4. | Missouri State | 3-1   | Noah Sullivan | 8th  | 2    | Double     | 1-1           |
| 5. | Missouri State | 9-3   | Ace Reese     | 5th  | 2    | Triple     | 2-1           |
| 6. | Missouri State | 6-4   | Ace Reese     | 6th  | 2    | Home Run   | 4-1           |
| 7. | Rice           | 13-4  | Ross Highfill | 5th  | 0    | Single     | 3-2           |
| 8. | Southern Miss  | 18-3  | Nolan Stevens | 3rd  | 1    | Home Run   | 3-2           |



## SERIES STATS

### BATTING

|                           | AVG  | AB  | R  | H  | RBI | 2B | 3B | HR | BB | K  |
|---------------------------|------|-----|----|----|-----|----|----|----|----|----|
| Manhattan                 | .359 | 92  | 35 | 33 | 33  | 8  | 0  | 5  | 20 | 18 |
| at Southern Miss          | .129 | 31  | 0  | 4  | 0   | 0  | 0  | 0  | 1  | 10 |
| Missouri State            | .273 | 99  | 18 | 27 | 16  | 4  | 2  | 5  | 15 | 26 |
| Troy                      | .325 | 40  | 5  | 13 | 5   | 4  | 0  | 1  | 4  | 12 |
| Astros Foundation Classic | .324 | 105 | 26 | 34 | 25  | 7  | 1  | 8  | 6  | 27 |
| Southern Miss             | .553 | 38  | 18 | 21 | 16  | 6  | 0  | 4  | 6  | 4  |
| Queens                    |      |     |    |    |     |    |    |    |    |    |
| vs. Old Dominion          |      |     |    |    |     |    |    |    |    |    |
| vs. Nicholls State        |      |     |    |    |     |    |    |    |    |    |
| Texas                     |      |     |    |    |     |    |    |    |    |    |
| Jackson State             |      |     |    |    |     |    |    |    |    |    |
| at Oklahoma               |      |     |    |    |     |    |    |    |    |    |
| Samford                   |      |     |    |    |     |    |    |    |    |    |
| at LSU                    |      |     |    |    |     |    |    |    |    |    |
| at Memphis                |      |     |    |    |     |    |    |    |    |    |
| South Carolina            |      |     |    |    |     |    |    |    |    |    |
| at UAB                    |      |     |    |    |     |    |    |    |    |    |
| at Alabama                |      |     |    |    |     |    |    |    |    |    |
| Southern                  |      |     |    |    |     |    |    |    |    |    |
| Florida                   |      |     |    |    |     |    |    |    |    |    |
| vs. Ole Miss              |      |     |    |    |     |    |    |    |    |    |
| at Auburn                 |      |     |    |    |     |    |    |    |    |    |
| Memphis                   |      |     |    |    |     |    |    |    |    |    |
| Kentucky                  |      |     |    |    |     |    |    |    |    |    |
| Ole Miss                  |      |     |    |    |     |    |    |    |    |    |
| North Alabama             |      |     |    |    |     |    |    |    |    |    |
| at Missouri               |      |     |    |    |     |    |    |    |    |    |

### PITCHING

|                           | ERA  | W-L | SV | IP   | H  | R  | ER | BB | SO | 2B | 3B | HR | B/AVG |
|---------------------------|------|-----|----|------|----|----|----|----|----|----|----|----|-------|
| Manhattan                 | 1.96 | 3-0 | 0  | 23.0 | 12 | 5  | 5  | 7  | 40 | 0  | 0  | 0  | .152  |
| at Southern Miss          | 1.12 | 0-1 | 0  | 8.0  | 4  | 3  | 1  | 2  | 8  | 1  | 0  | 1  | .138  |
| Missouri State            | 2.33 | 3-0 | 2  | 27.0 | 12 | 8  | 7  | 20 | 34 | 5  | 0  | 1  | .136  |
| Troy                      | 5.00 | 0-1 | 0  | 9.0  | 7  | 6  | 5  | 2  | 20 | 0  | 0  | 3  | .200  |
| Astros Foundation Classic | 4.88 | 1-2 | 1  | 24.0 | 22 | 18 | 13 | 7  | 34 | 3  | 1  | 3  | .234  |
| Southern Miss             | 2.57 | 1-0 | 0  | 7.0  | 5  | 3  | 2  | 3  | 3  | 1  | 0  | 0  | .208  |
| Queens                    |      |     |    |      |    |    |    |    |    |    |    |    |       |
| vs. Old Dominion          |      |     |    |      |    |    |    |    |    |    |    |    |       |
| vs. Nicholls State        |      |     |    |      |    |    |    |    |    |    |    |    |       |
| Texas                     |      |     |    |      |    |    |    |    |    |    |    |    |       |
| Jackson State             |      |     |    |      |    |    |    |    |    |    |    |    |       |
| at Oklahoma               |      |     |    |      |    |    |    |    |    |    |    |    |       |
| Samford                   |      |     |    |      |    |    |    |    |    |    |    |    |       |
| at LSU                    |      |     |    |      |    |    |    |    |    |    |    |    |       |
| at Memphis                |      |     |    |      |    |    |    |    |    |    |    |    |       |
| South Carolina            |      |     |    |      |    |    |    |    |    |    |    |    |       |
| at UAB                    |      |     |    |      |    |    |    |    |    |    |    |    |       |
| at Alabama                |      |     |    |      |    |    |    |    |    |    |    |    |       |
| Southern                  |      |     |    |      |    |    |    |    |    |    |    |    |       |
| Florida                   |      |     |    |      |    |    |    |    |    |    |    |    |       |
| vs. Ole Miss              |      |     |    |      |    |    |    |    |    |    |    |    |       |
| at Auburn                 |      |     |    |      |    |    |    |    |    |    |    |    |       |
| Memphis                   |      |     |    |      |    |    |    |    |    |    |    |    |       |
| Kentucky                  |      |     |    |      |    |    |    |    |    |    |    |    |       |
| Ole Miss                  |      |     |    |      |    |    |    |    |    |    |    |    |       |
| North Alabama             |      |     |    |      |    |    |    |    |    |    |    |    |       |
| at Missouri               |      |     |    |      |    |    |    |    |    |    |    |    |       |



## PITCHING STATS

### PITCHING (STARTERS)

| Date | Opp.                   | IP   | H  | R  | ER | BB | K  |
|------|------------------------|------|----|----|----|----|----|
| 2/14 | Manhattan - G1         | 5.0  | 1  | 0  | 0  | 0  | 11 |
| 2/14 | Manhattan - G2         | 4.0  | 4  | 1  | 1  | 0  | 8  |
| 2/16 | Manhattan              | 3.0  | 1  | 0  | 0  | 2  | 5  |
| 2/18 | at Southern Miss       | 2.0  | 1  | 3  | 1  | 2  | 3  |
| 2/21 | Missouri State         | 6.1  | 4  | 1  | 1  | 0  | 11 |
| 2/22 | Missouri State         | 3.0  | 2  | 1  | 0  | 3  | 3  |
| 2/23 | Missouri State         | 4.0  | 0  | 1  | 1  | 4  | 5  |
| 2/25 | Troy                   | 4.0  | 1  | 1  | 1  | 0  | 9  |
| 2/28 | vs. Rice (3)           | 6.1  | 4  | 3  | 2  | 2  | 6  |
| 3/1  | vs. Arizona (3)        | 2.0  | 4  | 5  | 4  | 1  | 3  |
| 3/2  | vs. Oklahoma State (3) | 2.2  | 5  | 6  | 3  | 3  | 3  |
| 3/5  | Southern Miss          | 3.2  | 3  | 3  | 2  | 3  | 2  |
| 3/7  | Queens                 |      |    |    |    |    |    |
| 3/8  | Queens                 |      |    |    |    |    |    |
| 3/9  | Queens                 |      |    |    |    |    |    |
| 3/11 | vs. Old Dominion (2)   |      |    |    |    |    |    |
| 3/12 | vs. Nicholls State (2) |      |    |    |    |    |    |
| 3/14 | Texas*                 |      |    |    |    |    |    |
| 3/15 | Texas*                 |      |    |    |    |    |    |
| 3/16 | Texas*                 |      |    |    |    |    |    |
| 3/18 | Jackson State          |      |    |    |    |    |    |
| 3/21 | at Oklahoma*           |      |    |    |    |    |    |
| 3/22 | at Oklahoma*           |      |    |    |    |    |    |
| 3/23 | at Oklahoma*           |      |    |    |    |    |    |
| 3/25 | Samford                |      |    |    |    |    |    |
| 3/27 | at LSU*                |      |    |    |    |    |    |
| 3/28 | at LSU*                |      |    |    |    |    |    |
| 3/29 | at LSU*                |      |    |    |    |    |    |
| 4/1  | at Memphis             |      |    |    |    |    |    |
| 4/4  | South Carolina*        |      |    |    |    |    |    |
| 4/5  | South Carolina*        |      |    |    |    |    |    |
| 4/6  | South Carolina*        |      |    |    |    |    |    |
| 4/8  | at UAB                 |      |    |    |    |    |    |
| 4/11 | at Alabama*            |      |    |    |    |    |    |
| 4/12 | at Alabama*            |      |    |    |    |    |    |
| 4/13 | at Alabama*            |      |    |    |    |    |    |
| 4/15 | Southern               |      |    |    |    |    |    |
| 4/17 | Florida*               |      |    |    |    |    |    |
| 4/18 | Florida*               |      |    |    |    |    |    |
| 4/19 | Florida*               |      |    |    |    |    |    |
| 4/22 | vs. Ole Miss (1)       |      |    |    |    |    |    |
| 4/25 | at Auburn*             |      |    |    |    |    |    |
| 4/26 | at Auburn*             |      |    |    |    |    |    |
| 4/27 | at Auburn*             |      |    |    |    |    |    |
| 4/29 | Memphis                |      |    |    |    |    |    |
| 5/2  | Kentucky*              |      |    |    |    |    |    |
| 5/3  | Kentucky*              |      |    |    |    |    |    |
| 5/4  | Kentucky*              |      |    |    |    |    |    |
| 5/9  | Ole Miss*              |      |    |    |    |    |    |
| 5/10 | Ole Miss*              |      |    |    |    |    |    |
| 5/11 | Ole Miss*              |      |    |    |    |    |    |
| 5/13 | North Alabama          |      |    |    |    |    |    |
| 5/15 | at Missouri*           |      |    |    |    |    |    |
| 5/16 | at Missouri*           |      |    |    |    |    |    |
| 5/17 | at Missouri*           |      |    |    |    |    |    |
| 2025 | Totals                 | 46.0 | 30 | 25 | 16 | 20 | 69 |

\* - Southeastern Conference game

(1) - Trustmark Park; Pearl, Miss. | (2) - Kessler Federal Park; Biloxi, Miss.

(3) - Daikin Park; Houston, Texas

### PITCHING (BULLPEN)

| Date | Opp.                   | IP   | H  | R  | ER | BB | K  |
|------|------------------------|------|----|----|----|----|----|
| 2/14 | Manhattan - G1         | 2.0  | 2  | 3  | 3  | 3  | 3  |
| 2/14 | Manhattan - G2         | 3.0  | 2  | 0  | 0  | 0  | 5  |
| 2/16 | Manhattan              | 6.0  | 2  | 1  | 1  | 0  | 8  |
| 2/18 | at Southern Miss       | 6.0  | 3  | 0  | 0  | 0  | 5  |
| 2/21 | Missouri State         | 2.2  | 1  | 0  | 0  | 3  | 3  |
| 2/22 | Missouri State         | 6.0  | 3  | 2  | 2  | 6  | 9  |
| 2/23 | Missouri State         | 5.0  | 2  | 3  | 3  | 4  | 3  |
| 2/25 | Troy                   | 5.0  | 6  | 5  | 4  | 2  | 11 |
| 2/28 | vs. Rice (3)           | 0.2  | 1  | 0  | 0  | 0  | 2  |
| 3/1  | vs. Arizona (3)        | 7.0  | 4  | 1  | 1  | 0  | 15 |
| 3/2  | vs. Oklahoma State (3) | 5.1  | 4  | 3  | 3  | 1  | 5  |
| 3/5  | Southern Miss          | 3.1  | 2  | 0  | 0  | 0  | 1  |
| 3/7  | Queens                 |      |    |    |    |    |    |
| 3/8  | Queens                 |      |    |    |    |    |    |
| 3/9  | Queens                 |      |    |    |    |    |    |
| 3/11 | vs. Old Dominion (2)   |      |    |    |    |    |    |
| 3/12 | vs. Nicholls State (2) |      |    |    |    |    |    |
| 3/14 | Texas*                 |      |    |    |    |    |    |
| 3/15 | Texas*                 |      |    |    |    |    |    |
| 3/16 | Texas*                 |      |    |    |    |    |    |
| 3/18 | Jackson State          |      |    |    |    |    |    |
| 3/21 | at Oklahoma*           |      |    |    |    |    |    |
| 3/22 | at Oklahoma*           |      |    |    |    |    |    |
| 3/23 | at Oklahoma*           |      |    |    |    |    |    |
| 3/25 | Samford                |      |    |    |    |    |    |
| 3/27 | at LSU*                |      |    |    |    |    |    |
| 3/28 | at LSU*                |      |    |    |    |    |    |
| 3/29 | at LSU*                |      |    |    |    |    |    |
| 4/1  | at Memphis             |      |    |    |    |    |    |
| 4/4  | South Carolina*        |      |    |    |    |    |    |
| 4/5  | South Carolina*        |      |    |    |    |    |    |
| 4/6  | South Carolina*        |      |    |    |    |    |    |
| 4/8  | at UAB                 |      |    |    |    |    |    |
| 4/11 | at Alabama*            |      |    |    |    |    |    |
| 4/12 | at Alabama*            |      |    |    |    |    |    |
| 4/13 | at Alabama*            |      |    |    |    |    |    |
| 4/15 | Southern               |      |    |    |    |    |    |
| 4/17 | Florida*               |      |    |    |    |    |    |
| 4/18 | Florida*               |      |    |    |    |    |    |
| 4/19 | Florida*               |      |    |    |    |    |    |
| 4/22 | vs. Ole Miss (1)       |      |    |    |    |    |    |
| 4/25 | at Auburn*             |      |    |    |    |    |    |
| 4/26 | at Auburn*             |      |    |    |    |    |    |
| 4/27 | at Auburn*             |      |    |    |    |    |    |
| 4/29 | Memphis                |      |    |    |    |    |    |
| 5/2  | Kentucky*              |      |    |    |    |    |    |
| 5/3  | Kentucky*              |      |    |    |    |    |    |
| 5/4  | Kentucky*              |      |    |    |    |    |    |
| 5/9  | Ole Miss*              |      |    |    |    |    |    |
| 5/10 | Ole Miss*              |      |    |    |    |    |    |
| 5/11 | Ole Miss*              |      |    |    |    |    |    |
| 5/13 | North Alabama          |      |    |    |    |    |    |
| 5/15 | at Missouri*           |      |    |    |    |    |    |
| 5/16 | at Missouri*           |      |    |    |    |    |    |
| 5/17 | at Missouri*           |      |    |    |    |    |    |
| 2025 | Totals                 | 52.0 | 32 | 18 | 17 | 21 | 70 |

\* - Southeastern Conference game

(1) - Trustmark Park; Pearl, Miss. | (2) - Kessler Federal Park; Biloxi, Miss.

(3) - Daikin Park; Houston, Texas

## SEC SWEEPS

### MSU at HOME VS.

|                |                      |
|----------------|----------------------|
| Alabama        | April 12-14, 2019    |
| Arkansas       | April 20-21, 2018    |
| Auburn         | April 19-21, 2024    |
| Florida        | May 17-19, 2018      |
| Georgia        | April 26-28, 2019    |
| Kentucky       | April 1-3, 2021      |
| LSU            | April 20-21, 1985    |
| Ole Miss       | May 18-19, 2002      |
| Missouri       | May 5-7, 2016        |
| Oklahoma       | Never                |
| South Carolina | Never                |
| Tennessee      | March 24-26, 2017    |
| Texas          | Never                |
| Texas A&M      | April 30-May 1, 2021 |
| Vanderbilt     | March 11-12, 2000    |

### MSU ON THE ROAD VS.

|                |                   |
|----------------|-------------------|
| Alabama        | May 20-22, 2021   |
| Arkansas       | March 21-23, 2003 |
| Auburn         | April 9-11, 2021  |
| Florida        | Never             |
| Georgia        | March 28-30, 1997 |
| Kentucky       | April 1-3, 1994   |
| LSU            | April 18-19, 1981 |
| Ole Miss       | May 10-12, 2019   |
| Missouri       | April 18-20, 2014 |
| Oklahoma       | Never             |
| South Carolina | Never             |
| Tennessee      | May 6-8, 2011     |
| Texas A&M      | April 12-14, 2013 |
| Texas          | Never             |
| Vanderbilt     | April 20-21, 1991 |



## 2025 DAY-BY-DAY RESULTS

| DATE | OPP          | W/L | SCORE    | WP               | LP             | SV             | REC. |
|------|--------------|-----|----------|------------------|----------------|----------------|------|
| 2/14 | MAN - G1     | W   | 17-3 (7) | Kohn (1-0)       | Romero (0-1)   | --             | 1-0  |
| 2/14 | MAN - G2     | W   | 13-1 (7) | Ligon (1-0)      | Grasser (0-1)  | --             | 2-0  |
| 2/16 | MAN          | W   | 5-1      | Simmons (1-0)    | Duffield (0-1) | --             | 3-0  |
| 2/18 | at USM       | L   | 3-0      | Allen (1-0)      | Foster (0-1)   | Payne (1)      | 3-1  |
| 2/21 | Mo. St.      | W   | 3-1      | Burns (1-0)      | Knight (0-1)   | Dotson (1)     | 4-1  |
| 2/22 | Mo. St.      | W   | 9-3      | McPherson (1-0)  | Holmes (0-2)   | --             | 5-1  |
| 2/23 | Mo. St.      | W   | 6-4      | Simmons (2-0)    | Charlton (1-1) | Hungate (1)    | 6-1  |
| 2/25 | TROY         | L   | 6-5      | Gorgen (1-0)     | Davis (0-1)    | --             | 6-2  |
| 2/28 | vs. Rice (3) | W   | 14-3 (7) | Kohn (2-0)       | Hickson (0-1)  | Hungate (2)    | 7-2  |
| 3/1  | vs. UA (3)   | L   | 6-5      | Kramkowski (1-1) | Ligon (1-1)    | Pluta (1)      | 7-3  |
| 3/2  | vs. OSU (3)  | L   | 9-7      | Watkins (2-0)    | Simmons (2-1)  | Youngerman (1) | 7-4  |
| 3/5  | USM          | W   | 18-3 (7) | Hungate (1-0)    | Best (0-1)     | --             | 8-4  |
| 3/7  | QU           |     |          |                  |                |                |      |
| 3/8  | QU           |     |          |                  |                |                |      |
| 3/9  | QU           |     |          |                  |                |                |      |
| 3/11 | vs. ODU (2)  |     |          |                  |                |                |      |
| 3/12 | vs. NSU (2)  |     |          |                  |                |                |      |
| 3/14 | TEX          |     |          |                  |                |                |      |
| 3/15 | TEX          |     |          |                  |                |                |      |
| 3/16 | TEX          |     |          |                  |                |                |      |
| 3/18 | JSU          |     |          |                  |                |                |      |
| 3/21 | at OU        |     |          |                  |                |                |      |
| 3/22 | at OU        |     |          |                  |                |                |      |
| 3/23 | at OU        |     |          |                  |                |                |      |
| 3/25 | SAM          |     |          |                  |                |                |      |
| 3/27 | at LSU       |     |          |                  |                |                |      |
| 3/28 | at LSU       |     |          |                  |                |                |      |
| 3/29 | at LSU       |     |          |                  |                |                |      |
| 4/1  | at MEM       |     |          |                  |                |                |      |
| 4/4  | USC          |     |          |                  |                |                |      |
| 4/5  | USC          |     |          |                  |                |                |      |
| 4/6  | USC          |     |          |                  |                |                |      |
| 4/8  | at UAB       |     |          |                  |                |                |      |
| 4/11 | at Bama      |     |          |                  |                |                |      |
| 4/12 | at Bama      |     |          |                  |                |                |      |
| 4/13 | at Bama      |     |          |                  |                |                |      |
| 4/15 | SU           |     |          |                  |                |                |      |
| 4/18 | UF           |     |          |                  |                |                |      |
| 4/19 | UF           |     |          |                  |                |                |      |
| 4/20 | UF           |     |          |                  |                |                |      |
| 4/22 | vs. OM (1)   |     |          |                  |                |                |      |
| 4/25 | at AU        |     |          |                  |                |                |      |
| 4/26 | at AU        |     |          |                  |                |                |      |
| 4/27 | at AU        |     |          |                  |                |                |      |
| 4/29 | MEM          |     |          |                  |                |                |      |
| 5/2  | UK           |     |          |                  |                |                |      |
| 5/3  | UK           |     |          |                  |                |                |      |
| 5/4  | UK           |     |          |                  |                |                |      |
| 5/9  | OM           |     |          |                  |                |                |      |
| 5/10 | OM           |     |          |                  |                |                |      |
| 5/11 | OM           |     |          |                  |                |                |      |
| 5/13 | UNA          |     |          |                  |                |                |      |
| 5/15 | at MIZ       |     |          |                  |                |                |      |
| 5/16 | at MIZ       |     |          |                  |                |                |      |
| 5/17 | at MIZ       |     |          |                  |                |                |      |

## STATS BY MONTH

|                         |                |                    |
|-------------------------|----------------|--------------------|
| FEBRUARY TOTALS: 7-2    | TEAM ERA: 2.43 | TEAM BATTING: .314 |
| MARCH TOTALS: 1-2       | TEAM ERA: 4.88 | TEAM BATTING: .349 |
| APRIL TOTALS: 0-0       | TEAM ERA: 0.00 | TEAM BATTING: .000 |
| MAY TOTALS: 0-0         | TEAM ERA: 0.00 | TEAM BATTING: .000 |
| JUNE TOTALS: 0-0        | TEAM ERA: 0.00 | TEAM BATTING: .000 |
| FIRST HALF TOTALS: 0-0  | TEAM ERA: 0.00 | TEAM BATTING: .000 |
| SECOND HALF TOTALS: 0-0 | TEAM ERA: 0.00 | TEAM BATTING: .000 |
| OVERALL TOTALS: 0-0     | TEAM ERA: 0.00 | TEAM BATTING: .000 |

## RECORD BY MONTH

| Month    | Home | Road | Neutral | Total |
|----------|------|------|---------|-------|
| February | 6-1  | 0-1  | 1-0     | 7-2   |
| March    | 1-0  | 0-0  | 0-2     | 1-2   |
| April    | 0-0  | 0-0  | 0-0     | 0-0   |
| May      | 0-0  | 0-0  | 0-0     | 0-0   |
| June     | 0-0  | 0-0  | 0-0     | 0-0   |
| Totals   | 7-1  | 0-1  | 1-2     | 8-4   |

## RECORD BY DAY

| Month     | Home | Road | Total |
|-----------|------|------|-------|
| Sunday    | 2-0  | 0-1  | 2-1   |
| Monday    | 0-0  | 0-0  | 0-0   |
| Tuesday   | 0-1  | 0-1  | 0-2   |
| Wednesday | 1-0  | 0-0  | 1-0   |
| Thursday  | 0-0  | 0-0  | 0-0   |
| Friday    | 3-0  | 1-0  | 4-0   |
| Saturday  | 1-0  | 0-1  | 0-1   |
| Totals    | 7-1  | 1-3  | 8-4   |

## MARGIN OF VICTORY

|             | 1 | 2 | 3 | 4 | 5 | 6 | 7 | 8 | 9 | 10 | 11 | 12+ | Total |
|-------------|---|---|---|---|---|---|---|---|---|----|----|-----|-------|
| Miss. State | 0 | 2 | 0 | 1 | 0 | 1 | 0 | 0 | 0 | 0  | 1  | 3   | 66    |
| Opponents   | 2 | 1 | 1 | 0 | 0 | 0 | 0 | 0 | 0 | 0  | 0  | 0   | 7     |

## SCORING BY INNING

|             | 1  | 2 | 3  | 4  | 5  | 6  | 7  | 8 | 9 | 10 | 11 | 12+ | Total |
|-------------|----|---|----|----|----|----|----|---|---|----|----|-----|-------|
| Miss. State | 12 | 8 | 13 | 11 | 16 | 18 | 20 | 4 | 0 | 0  | 0  | 0   | 102   |
| Opponents   | 4  | 9 | 8  | 1  | 7  | 5  | 4  | 0 | 5 | 0  | 0  | 0   | 43    |

\* - Southeastern Conference game | (1) - Trustmark Park; Pearl, Miss. | (2) - Kessler Federal Park; Biloxi, Miss. | (3) - Daikin Park; Houston, Texas

# HEAD COACH CHRIS LEMONIS



Since arriving in Starkville, Chris Lemonis has guided the Bulldogs to unparalleled success, including capturing Mississippi State's first national championship in 2021. He is the first Division I head coach to reach the College World Series in his first two full seasons as head coach of a program in the Super Regional era (since 1999).

In six seasons at MSU, Lemonis has compiled a 207-116 record (.641 winning percentage) and taken his program to two College World Series appearances. In his first two

complete seasons at the helm of the Bulldogs, Lemonis has won 50-plus games, posting a 52-15 record in 2019 and a 50-18 mark in 2021. Lemonis notched his 100th win at MSU in his first 130 games. He is the fastest head coach in program history to reach the 100-win mark.

Lemonis led Mississippi State to its first-ever national championship in 2021 and was named the National Coach of the Year by Baseball America following a 50-18 campaign and an impressive 10-3 showing in the NCAA Tournament. He became the fourth person picked as Baseball America's National Coach of the Year as both an assistant and head coach.

The 18th head coach in the program's storied history, a journey of nearly 40 years came full circle when he was introduced on June 25, 2018, on Adkerson Plaza inside Dudy Noble Field. The son of a 1973 State graduate, Lemonis resided in Starkville as a child and now leads one of the perennial powerhouse in college baseball.

For the 40th time in program history the Mississippi State Bulldogs went to an NCAA Regional in 2024. Lemonis saw junior Khal Stephen take home Third Team All-American honors (NCBWA, ABCA, D1 Baseball), while sophomores Dakota Jordan and Jurrangel Cijntje took home two All-American honors. Cijntje was second team by Perfect Game and NCBWA, while Jordan was second team by NCBWA and third team by Baseball America. MSU had four players earn ABCA All-Regional honors, Jordan (first team), Cijntje (first team), Stephen (first team) and David Mershon (second team). Mershon became the first shortstop at MSU to earn First Team All-SEC honors at shortstop since 2017. The Bulldogs also had success in the 2024 MLB Draft as they had the 20th first round selection in school history and saw 11 players get selected, the most by any school. Eight of the 11 players selected were pitchers, which set a school record. Mississippi State finished ranked in four of the five baseball polls and were as high as 17 by Baseball America. The MSU pitching staff saw dramatic improvements on the mound in 2024 as they decreased the team ERA by 2.84 from 2023. MSU also saw the starting pitching duo of Stephen and Cijntje posted over 80 innings pitched, eight or more wins, and 100 or more strikeouts. This was the first time since 2019 that MSU has accomplished that feat.

In 2023, Lemonis saw freshman outfielder Dakota Jordan earn Freshman All-American honors by Perfect Game. Awards continued to roll in as Hunter Hines and Colton Ledbetter earned ABCA All-Region honors. Hines also picked up First Team All-SEC honors, and Jordan was named to the All-SEC Freshman team. During the season, the Dawgs hit the fourth most homers in program history with 91, and freshman Ross Highfill became the first player since 2017 to hit three homers in a single game.

Following the 2022 season, Lemonis and the Bulldogs had six players drafted in the MLB Draft, increasing his total to 25 during his time in Starkville. He has extended his streak of having a first-round pick drafted as Landon Sims went early in the 2022 MLB Draft. Not only did the Bulldogs have success in the MLB Draft, but RJ Yeager was named Third Team All-American by the ABCA, NCBWA and Collegiate Baseball Newspapers. Hunter Hines earned Freshman All-American honors by Collegiate Baseball, NCBWA and D1 Baseball.

In 2021, the Bulldogs had five players drafted from their national championship squad, while a total of 19 players have been drafted by Major League Baseball during Lemonis' time in Starkville, including at least one first rounder in each year of his tenure. For the second straight full season, the Mississippi State baseball program saw a pair of student-athletes honored as All-Americans by the American Baseball Coaches Association in Tanner Allen and Landon Sims.

In his first season at the helm of the Diamond Dawgs, Lemonis became the winningest first-year head coach in SEC history and in the process led the 2019 edition to the second-most victories in program history at 52 (54; 1989). The 40 victories over MSU's first 50 games marked the third-most in the first 50 games of a season in program history and set the tone for State's second-straight trip to the College World Series.

Lemonis became one of just three SEC head coaches to advance to the College World Series in their inaugural season in the conference, joining Jake Gibbs (Ole Miss, 1972) and fellow Diamond Dawg skipper Pat McMahon (Mississippi State, 1998).

Four Diamond Dawgs earned All-American honors during Lemonis' first season, while left-handed pitcher Ethan Small was tabbed National Pitcher of the Year (College Baseball Foundation; American Baseball Coaches Association) and right-handed pitcher JT Ginn earned the National Freshman of the Year honor (Collegiate Baseball, Perfect Game). Ginn and Small each earned specialty awards from the SEC, as well, grabbing the conference's Freshman and Pitcher of the Year, respectively.

A school-record-tying 11 Diamond Dawgs heard their names called in the 2019 Major League Baseball First Year Player Draft, including three taken in the first 10 rounds. Small became the 15th Diamond Dawg taken in the first round of the MLB Draft, while SEC career hits leader Jake Mangum (4th; New York Mets) and

Colby White (6th; Tampa Bay) each went in the first 10 rounds. The 11 selections were No. 3 nationally in 2019.

Owning a head coaching record of 308-184-2, Lemonis was also a part of nearly 800 wins as an assistant coach and three trips to the College World Series. During his time at Indiana, Lemonis' teams averaged 35.3 wins per season, including a 40-win campaign during his final season in Bloomington. He averaged 39.2 victories per year during his career in an assistant role (784 wins), bolstered by a 44.9 wins-per-season average at Louisville. The Cardinals were college baseball's winningest program during that eight-year span and made the program's first three trips to Omaha.

Lemonis not only understands what it takes to get to Omaha as a coach but also as a player. A 1992 graduate of The Citadel, Lemonis added a 1990 appearance in the College World Series as a student-athlete. The appearance makes the Bulldogs one of just three schools in Southern Conference history and only current member of the conference to advance to Omaha.

One of the top recruiters and player development coaches in the country, Lemonis has seen success at every coaching stop. After helping his alma mater, The Citadel, to five NCAA Regional appearances in 12 seasons as an assistant coach, Lemonis joined college teammate Dan McDonald's staff at Louisville and quickly turned the Cardinals into an Omaha contender.

After helping Louisville to seven postseason berths in eight years, the 2013 American Baseball Coaches Association/Baseball America Assistant Coach of the Year headed to Indiana to take his first head coaching job with the Hoosier program in 2015.

In each of his head coaching stops, Lemonis has led his team to the NCAA postseason in his first season at the helm. He helped the Hoosiers into the NCAA Tournament field during his initial season in Bloomington, before he guided Mississippi State to the College World Series in 2019 – his first season in Starkville.

Overall, Lemonis enters his 29th season as a collegiate coach in 2023, making two College World Series appearance as a head coach, taking three trips to Omaha as an assistant, earning 17 NCAA tournament berths and aiding in five 50-win seasons. His pupils have earned 35 All-America honors, 18 Freshman All-America laurels and 94 have signed professional baseball contracts, with 18 getting the call up to Major League Baseball.

Widely regarded as one of the elite recruiters and developers of talent in all of college baseball, a total of 100 student-athletes have been selected in the Major League Baseball Draft under Lemonis' watch, with 18 of those reaching the highest level of professional baseball.

Since arriving at Louisville for the 2006-07 academic year, Lemonis has been a part of 14 nationally ranked recruiting classes, including his first three classes at Mississippi State. His initial Diamond Dawgs recruiting class was tabbed as the No. 12 class nationally by Baseball America and Perfect Game, while it earned the No. 9 ranking from Collegiate Baseball Newspaper. In 2019, he and his staff brought in another top-10 ranked class, finishing as high as No. 6 by Baseball America.

Over his first four seasons in Starkville, Lemonis has tutored 20 picks in the MLB First Year Player Draft, including four first rounders and two second rounders. Sixteen of Lemonis' Indiana players were taken in the MLB Draft in his final four years in Bloomington and 14 signed professional contracts. He also recruited and coached nine of the Hoosier's school-record 10 MLB Draft choices in 2019.

Along with the second-most single-season victories (52) during the 2019 season, his team also posted the second-best 20-, 30- and 40-game starts (18-2, 25-5, 32-8) in program history. He joined Pat McMahon as the only two Diamond Dawg dugout bosses to lead the program to the College World Series in their initial campaign and his 52 wins were the most by a first-year SEC head coach in the conference's history.

Lemonis and his wife, the former Jill MacEldowney, have two daughters, Marissa and Mackenzie. The Myrtle Beach, South Carolina native earned his Bachelor of Science in physical education from The Citadel in 1992 and received his Master of Arts in sport management in 1994.

He is also no stranger to Starkville, as he resided on campus as a newborn during his father's time as a student at State. His father, Thomas, was a 1973 Mississippi State graduate with a degree in electrical engineering.

## THE LEMONIS FILE

### Personal

**Hometown:** Myrtle Beach, South Carolina  
**Wife:** Jill  
**Children:** Marissa & Mackenzie  
**College:** The Citadel, 1992

### Coaching Career

**2019-Present:** Mississippi State Head Coach  
**2015-18:** Indiana Head Coach  
**2007-14:** Louisville Assistant Coach  
**2003-06:** The Citadel Associate Head Coach  
**1995-2002:** The Citadel Assistant Coach

### Lemonis Year-by-Year

#### As a Head Coach

| Yr.           | School             | Record           | Postseason           |
|---------------|--------------------|------------------|----------------------|
| 2015          | Indiana            | 35-24            | NCAA Regional        |
| 2016          | Indiana            | 32-24            | --                   |
| 2017          | Indiana            | 34-24-2          | NCAA Regional        |
| 2018          | Indiana            | 40-19            | NCAA Regional        |
| 2019          | Mississippi State  | 52-15            | College World Series |
| 2020          | Mississippi State  | 12-4             | **                   |
| 2021          | Mississippi State  | 50-18            | National Champions   |
| 2022          | Mississippi State  | 26-30            | --                   |
| 2023          | Mississippi State  | 27-26            | --                   |
| 2024          | Mississippi State  | 40-23            | NCAA Regional        |
| 2025          | Mississippi State  | 8-4              | --                   |
| <b>Totals</b> | <b>11th season</b> | <b>356-211-2</b> |                      |

2021 National Champions  
 Six NCAA Regionals  
 Two NCAA Super Regionals  
 Two NCAA College World Series  
 \*\* No postseason due to COVID-19

#### As an Assistant Coach

|               |                   |                |                      |
|---------------|-------------------|----------------|----------------------|
| 1995          | The Citadel       | 39-21          | NCAA Regional        |
| 1996          | The Citadel       | 33-26          | --                   |
| 1997          | The Citadel       | 37-21          | --                   |
| 1998          | The Citadel       | 37-24          | NCAA Regional        |
| 1999          | The Citadel       | 41-20          | NCAA Regional        |
| 2000          | The Citadel       | 39-20          | --                   |
| 2001          | The Citadel       | 38-24          | NCAA Regional        |
| 2002          | The Citadel       | 31-26          | --                   |
| 2003          | The Citadel       | 32-25          | --                   |
| 2004          | The Citadel       | 39-28          | NCAA Regional        |
| 2005          | The Citadel       | 25-34          | --                   |
| 2006          | The Citadel       | 34-27          | --                   |
| 2007          | Louisville        | 47-24          | College World Series |
| 2008          | Louisville        | 41-21          | NCAA Regional        |
| 2009          | Louisville        | 47-18          | NCAA Super Regional  |
| 2010          | Louisville        | 50-14          | NCAA Regional        |
| 2011          | Louisville        | 32-29          | --                   |
| 2012          | Louisville        | 41-22          | NCAA Regional        |
| 2013          | Louisville        | 51-14          | College World Series |
| 2014          | Louisville        | 50-17          | College World Series |
| <b>Totals</b> | <b>20 Seasons</b> | <b>784-455</b> |                      |

12 NCAA Regionals  
 Four NCAA Super Regionals  
 Three College World Series







## DUDY NOBLE FIELD

### BIOGRAPHY

The largest on-campus facility in college baseball, Dudy Noble Field will see the 59th season of Mississippi State baseball at its current site in 2025. With over 1,700 games played at the venue, the Diamond Dawgs have a .725 winning percentage at the facility, which received a \$68-million upgrade prior to the 2019 season.

The field is named in honor of longtime MSU baseball coach, athletics director and ABCA Hall of Famer Clarke Randolph "Dudy" Noble. On April 27, 1998 the facility was renamed Dudy Noble Field, Polk-DeMent Stadium, honoring another ABCA Hall of Famer, former Bulldog skipper Ron Polk, and the late Gordon DeMent, a successful businessman and longtime fan of the Diamond Dawgs from Indianola, Mississippi.

#### The Origin

From 1929 until 1964, Mississippi State hosted its baseball games at the original on-campus venue, Hardy Field, which was located several hundred yards to the south of the Bulldogs' home football venue, Davis Wade Stadium at Scott Field. The baseball field was closed following the 1964 season to make way for the construction of Dorman Hall and for the next two seasons the Diamond Dawgs played their home games at Redbird Park in Columbus, Mississippi, capturing SEC titles both seasons at their temporary home.

The tin-roofed grandstand and 2,000-seat bleachers from the original Dudy Noble Field were transported to the stadium's present site, which became playable for the 1967 season. Since that time, facility enhancements have followed at a steady pace to make the "Carnegie Hall of College Baseball" one of the finest all-around facilities on the road to Omaha. Among with numerous upgrades, the current site has seen two complete demolitions and reconstructions, the latest occurring during a three-year span from 2017-2019 and opening prior to the start of the 2019 campaign.

#### Leading the Attendance Boom

With a laundry list of legendary names on its all-time roster, it comes as no surprise that Mississippi State ranks among the nation's attendance leader's year in and year out. The Dudy Noble Field faithful have sold out the reserved seating allotment every season since 1987.

Along with routinely hosting some of the largest crowds in the SEC, the last 11 three-day Super Bulldog Weekend series have drawn more than 25,000 fans. The most fans for a Super Bulldog Weekend game during the 2023 season with 43,986 fans came to The Dude.

MSU eclipsed the 200,000 mark in paid attendance at Dudy Noble Field for six-straight seasons between 2012-17, marking the first such occurrence in the program's history. Over the past three seasons, MSU has eclipsed the 300,000 mark in paid attendance, which had never been done before in back-to-back-to-back seasons. In 2013, the Diamond Dawgs' five-millionth fan walked through the turnstiles at Dudy Noble Field. Since home attendance figures were charted starting in 1976, the "Carnegie Hall of College Baseball" has seen 7,616,815 fans rush through the gates.

In 24 of the last 25 seasons, Mississippi State has averaged 6,000 fans per game, including a record average of 11,094 during the 2023 campaign, the second-best mark in the nation. Overall, State has eclipsed the 200,000-fan mark 16 times since 2002, with a school-record 373,784 viewing the 2019 home schedule.

Of the top 25 all-time college baseball on-campus attendances, Dudy Noble Field finds itself on the list 24 times, most notably owning the all-time on-campus attendance record of 16,423 on April 15, 2023. The Bulldogs own all of the top 15 marks and 19 of the top 20 marks, in NCAA on-campus history and are the only NCAA baseball program to boast on-campus attendances of 14,000 or more. The five largest NCAA Super Regional crowds have all assembled in Starkville, Mississippi, as well.

From April 14-16, 2023, the Bulldog faithful flooded the gates at Dudy Noble Field to the tune of 43,986 fans for a three-game series versus Ole Miss. The nearly 44,000 fans on the weekend set an NCAA on-campus attendance record for a three-game series.

During the 2024 season, the Diamond Dawg faithful showed up in groves as 370,711 fans appeared at The Dude with Mississippi State receiving the largest average attendance numbers in the nation, averaging 10,903 fans per game. The

Diamond Dawgs had 10,000+ fans at 23 games last season at Dudy Noble Field. Dudy Noble Field has ushered in crowds of 10,000 or better 128 times, including 2007 NCAA Super Regional-record draws of 13,715 and 12,620 for nationally-televised, late-morning games against Clemson. In 2019, the first season of the "New Dude," the Diamond Dawgs garnered crowds of 10,000-plus 10 times. Over the last three seasons the number of 10,000-plus crowds have grown and MSU set a school record with 21 during the 2024 season.

Mississippi State has hosted 26 postseason events at the facility, including three NCAA District III Tournaments (1973-75), five SEC tournaments (1979, 81, 83, 88 & 95), 16 NCAA Regionals (1979, 84-85, 87-89, 90, 92, 97, 2000, 03, 13, 16, 19 & 21) and four NCAA Super Regionals (2007, 16, 19 & 21).

#### The Left Field Lounge™

The aura of Mississippi State baseball at Dudy Noble Field is certainly not confined to the loyal legions in the impressive grandstand, pro-style luxury sky suites or luxurious Left Field Lofts.

In fact, some of the more highly-prized seats at Bulldog baseball games are found beyond the outfield fence in the Left Field Lounge™. Waiting lists greet those seeking to purchase one of the 96 outfield lounges in the iconic two-level outfield tailgate.

Once a colorful assortment of pickup trucks, motor homes, and trailers — most equipped with barbecue grills — lined the outfield fence, completing a circle of humanity at Dudy Noble Field. Now, the permanent lounge spaces are connected to the concourse, allowing everyone to stroll through and experience the iconic lounge culture.

What began in the late 1960s as a popular gathering spot for baseball-loving MSU supporters now forms college baseball's largest tailgate party.

#### The "New Dude"

The second demolition at the current site occurred following the 2017 season and the \$68 million facility opened its gates for the 2019 campaign. Architect Wier Boerner Allin, along with consultants Populous and famed stadium architect/State alum Janet Marie Smith designed the project, while construction manager ICM and general contractor JESCO Construction, Inc. oversaw the construction.

Covering 12 acres of land on the Mississippi State University campus, the 230,000 square foot facility carries on Dudy Noble Field's legacy as the "Carnegie Hall of College Baseball." Installation of the second largest scoreboard in college baseball, measuring 43 feet wide by 60 feet high, started the project in 2017. The board, which was the largest in college baseball upon installation, is larger than boards owned by three Major League Baseball teams. The addition of 96 permanent Left Field Lounge rigs encircling the outfield followed during the fall of 2018.

The concourse and lower-level grandstands were in place for the 2018 season, with the Diamond Suites, upper-deck reserved seating area and three unique club areas — Farm Bureau Triple Crown Club, Charlie and Dana Stephenson Omaha Club and The Rooftop Club — were completed prior to the 2019 campaign. The newest version of Dudy Noble Field also features increased restroom facilities and concession points of sale.

The player spaces also received an upgrade, expanding to cover 18,000 square feet underneath the facility. The fully-equipped Bruce and Julie Martin Locker Room includes an embedded equipment room, houses 40 wooden lockers and features an oversized, dimensional halo-lit '85 Script Mississippi State sign suspended overhead in the middle of the room.

The more spacious locker room includes an attached training room with whirlpool and fully-functional fueling station. The Mitch Moreland Hitting Tunnel, which is equipped with HitTrax, and Turner & Gloria Wingo Team Lounge are easily accessed from the home dugout, with the eye-popping player entrance and Hassell H. Franklin Omaha Room greeting players as they enter the facility. The Pat McMahon Pitching Lab is also housed under the stadium, featuring arm care and conditioning equipment, one oversized turfed mound with three pitching rubbers and state of the art video equipment.

### TOP-25 CROWDS

| Rank | Attendance | Opponent         | Date           |
|------|------------|------------------|----------------|
| 1.   | 16,423     | * Ole Miss       | April 15, 2023 |
| 2.   | 15,586     | Ole Miss         | April 12, 2014 |
| 3.   | 15,078     | Texas A&M        | April 16, 2016 |
| 4.   | 14,991     | Florida          | April 22, 1989 |
| 5.   | 14,739     | Ole Miss         | April 14, 2023 |
| 6.   | 14,562     | Auburn           | April 20, 2013 |
| 7.   | 14,385     | # Notre Dame     | June 12, 2021  |
| 8.   | 14,378     | LSU              | April 16, 1988 |
| 9.   | 14,320     | Arizona State    | Feb. 25, 2023  |
| 10.  | 14,273     | Alabama          | May 4, 2024    |
| 11.  | 14,228     | LSU              | April 9, 2022  |
| 12.  | 14,077     | Alabama          | March 26, 2022 |
| 13.  | 13,974     | LSU              | March 16, 2024 |
| 14.  | 13,971     | # Notre Dame     | June 13, 2021  |
| 15.  | 13,761     | Arkansas         | April 25, 1992 |
| 16.  | 13,715     | # Clemson        | June 9, 2007   |
| 17.  | 13,691     | Kentucky         | April 8, 2017  |
| 18.  | 13,617     | Georgia          | April 8, 2006  |
| 19.  | 13,447     | Georgia          | April 6, 2024  |
| 20.  | 13,452     | # Arizona        | June 11, 2016  |
| 21.  | 13,357     | Auburn           | April 19, 2024 |
| 22.  | 13,351     | Long Beach State | Feb. 19, 2022  |
| 23.  | 13,338     | Ole Miss         | April 17, 2021 |
| 24.  | 13,224     | Ole Miss         | April 11, 2014 |
| 25.  | 13,132     | # Stanford       | June 8, 2019   |

\* - NCAA on-campus attendance record

^ - NCAA Regional

# - NCAA Super Regional

**NOTE:** Mississippi State owns 124 crowds of 10,000-plus in the history of the program. The top 10 crowds in Dudy Noble Field history are also the top 10 on-campus crowds in NCAA history.



## 2025 SEASON STATISTICS

Record: 8-4 Home: 7-1 Away: 0-1 Neutral: 1-2 SEC: 0-0

| Player              | avg  | gp-gs | ab  | r   | h   | 2b | 3b | hr | rbi | tb  | slg% | bb | hp | so  | gdp | ob%  | sf | sh | sb-att | po  | a  | e  | fld%  |
|---------------------|------|-------|-----|-----|-----|----|----|----|-----|-----|------|----|----|-----|-----|------|----|----|--------|-----|----|----|-------|
| 34 Frei, Gehrig     | .478 | 9-5   | 23  | 8   | 11  | 2  | 0  | 1  | 4   | 16  | .696 | 0  | 2  | 1   | 1   | .520 | 0  | 0  | 2-2    | 9   | 4  | 5  | .722  |
| 18 Sullivan, Noah   | .410 | 12-12 | 39  | 15  | 16  | 3  | 0  | 2  | 15  | 25  | .641 | 8  | 4  | 9   | 0   | .549 | 0  | 0  | 0-0    | 0   | 0  | 0  | .000  |
| 36 Stevens, Nolan   | .393 | 11-8  | 28  | 6   | 11  | 1  | 0  | 4  | 11  | 24  | .857 | 2  | 1  | 7   | 0   | .452 | 0  | 0  | 2-2    | 12  | 0  | 0  | 1.000 |
| 7 Stallman, Reed    | .370 | 10-7  | 27  | 5   | 10  | 2  | 0  | 4  | 12  | 24  | .889 | 3  | 1  | 9   | 0   | .452 | 0  | 0  | 0-0    | 10  | 0  | 0  | 1.000 |
| 38 Chance, Bryce    | .356 | 12-12 | 45  | 13  | 16  | 5  | 0  | 2  | 5   | 27  | .600 | 4  | 1  | 7   | 0   | .420 | 0  | 1  | 3-3    | 19  | 0  | 0  | 1.000 |
| 3 Reese, Ace        | .348 | 12-12 | 46  | 11  | 16  | 3  | 1  | 6  | 18  | 39  | .848 | 6  | 1  | 12  | 0   | .426 | 1  | 0  | 1-1    | 1   | 12 | 1  | .929  |
| 10 Cupp, Dylan      | .300 | 12-12 | 30  | 9   | 9   | 4  | 0  | 0  | 5   | 13  | .433 | 12 | 3  | 7   | 0   | .533 | 0  | 1  | 1-1    | 10  | 26 | 1  | .973  |
| 5 Downs, Aaron      | .292 | 11-6  | 24  | 7   | 7   | 1  | 0  | 3  | 9   | 17  | .708 | 2  | 2  | 4   | 1   | .379 | 1  | 0  | 3-3    | 8   | 0  | 0  | 1.000 |
| 44 Hines, Hunter    | .250 | 10-10 | 40  | 7   | 10  | 1  | 0  | 2  | 8   | 17  | .425 | 3  | 0  | 14  | 0   | .302 | 0  | 0  | 0-0    | 70  | 7  | 0  | 1.000 |
| 22 Highfill, Ross   | .227 | 12-12 | 44  | 12  | 10  | 1  | 1  | 0  | 5   | 13  | .295 | 4  | 4  | 9   | 1   | .346 | 0  | 0  | 6-6    | 110 | 7  | 2  | .983  |
| -----               |      |       |     |     |     |    |    |    |     |     |      |    |    |     |     |      |    |    |        |     |    |    |       |
| 49 Sanders, Gatlin  | .500 | 3-1   | 4   | 2   | 2   | 0  | 0  | 0  | 1   | 2   | .500 | 1  | 0  | 1   | 0   | .600 | 0  | 0  | 0-0    | 0   | 3  | 0  | 1.000 |
| 43 Spalitta, Steven | .500 | 1-0   | 2   | 0   | 1   | 0  | 0  | 0  | 0   | 1   | .500 | 0  | 0  | 1   | 0   | .500 | 0  | 0  | 0-0    | 0   | 0  | 0  | .000  |
| 32 O'Brien, Michael | .400 | 9-1   | 5   | 2   | 2   | 1  | 0  | 0  | 0   | 3   | .600 | 1  | 0  | 0   | 0   | .500 | 0  | 0  | 0-0    | 3   | 0  | 0  | 1.000 |
| 52 Buckner, Lukas   | .357 | 7-2   | 14  | 0   | 5   | 0  | 0  | 0  | 1   | 5   | .357 | 1  | 0  | 4   | 0   | .400 | 0  | 0  | 0-0    | 4   | 7  | 0  | 1.000 |
| 41 Pulliam, Ethan   | .333 | 5-1   | 6   | 1   | 2   | 0  | 1  | 0  | 0   | 4   | .667 | 0  | 1  | 1   | 0   | .429 | 0  | 0  | 0-0    | 0   | 0  | 0  | .000  |
| 2 Reeves, Sawyer    | .211 | 9-5   | 19  | 4   | 4   | 1  | 0  | 0  | 0   | 5   | .263 | 4  | 0  | 6   | 0   | .348 | 0  | 0  | 0-0    | 4   | 6  | 2  | .833  |
| 55 Powell, Joe      | .000 | 3-2   | 4   | 0   | 0   | 0  | 0  | 0  | 1   | 0   | .000 | 1  | 0  | 2   | 0   | .200 | 0  | 0  | 0-0    | 19  | 3  | 0  | 1.000 |
| 23 Owen, Jackson    | .000 | 3-0   | 2   | 0   | 0   | 0  | 0  | 0  | 0   | 0   | .000 | 0  | 0  | 1   | 0   | .000 | 0  | 0  | 0-0    | 7   | 0  | 0  | 1.000 |
| 6 Davila, Landis    | .000 | 2-0   | 2   | 0   | 0   | 0  | 0  | 0  | 0   | 0   | .000 | 0  | 0  | 1   | 0   | .000 | 0  | 0  | 0-0    | 0   | 0  | 0  | .000  |
| 13 Chester, Nate    | .000 | 1-0   | 1   | 0   | 0   | 0  | 0  | 0  | 0   | 0   | .000 | 0  | 0  | 1   | 0   | .000 | 0  | 0  | 0-0    | 0   | 1  | 0  | 1.000 |
| Totals              | .326 | 12    | 405 | 102 | 132 | 25 | 3  | 24 | 95  | 235 | .580 | 52 | 20 | 97  | 3   | .426 | 2  | 2  | 18-18  | 294 | 92 | 12 | .970  |
| Opponents           | .178 | 12    | 349 | 43  | 62  | 12 | 1  | 9  | 38  | 103 | .295 | 41 | 12 | 139 | 3   | .284 | 3  | 4  | 9-10   | 277 | 80 | 11 | .970  |

LOB - Team (102), Opp (73). DPs turned - Team (3), Opp (4). CI - Team (1), Highfill 1. IBB - Team (1), Hines 1.

### (All games Sorted by Earned run avg)

| Player                 | era   | w-l | app | gs | cg | sho | sv | ip   | h   | r   | er | bb | so  | 2b | 3b | hr | b/avg | wp | hp | bk | sfa | sha |
|------------------------|-------|-----|-----|----|----|-----|----|------|-----|-----|----|----|-----|----|----|----|-------|----|----|----|-----|-----|
| 26 Hungate, Chase      | 0.00  | 1-0 | 6   | 0  | 0  | 0/0 | 2  | 6.2  | 5   | 0   | 0  | 0  | 5   | 0  | 0  | 0  | .227  | 0  | 1  | 0  | 0   | 0   |
| 45 Burns, Dane         | 0.00  | 1-0 | 3   | 0  | 0  | 0/0 | 0  | 3.2  | 2   | 0   | 0  | 1  | 7   | 0  | 0  | 0  | .154  | 1  | 0  | 0  | 0   | 0   |
| 12 Siary, Evan         | 0.00  | 0-0 | 3   | 0  | 0  | 0/0 | 0  | 3.1  | 1   | 0   | 0  | 0  | 4   | 0  | 0  | 0  | .091  | 0  | 2  | 0  | 0   | 0   |
| 29 Williams, Nate      | 0.00  | 0-0 | 3   | 0  | 0  | 0/0 | 0  | 3.0  | 0   | 0   | 0  | 1  | 7   | 0  | 0  | 0  | .000  | 0  | 0  | 0  | 0   | 0   |
| 48 Mannell, Kevin      | 0.00  | 0-0 | 1   | 0  | 0  | 0/0 | 0  | 1.2  | 0   | 0   | 0  | 0  | 1   | 0  | 0  | 0  | .000  | 0  | 1  | 0  | 0   | 0   |
| 27 Black, Gavin        | 0.00  | 0-0 | 1   | 0  | 0  | 0/0 | 0  | 1.0  | 1   | 0   | 0  | 1  | 2   | 0  | 0  | 0  | .250  | 0  | 0  | 0  | 0   | 0   |
| 9 Kohn, Pico           | 1.53  | 2-0 | 3   | 3  | 0  | 0/0 | 0  | 17.2 | 9   | 4   | 3  | 2  | 28  | 3  | 1  | 1  | .148  | 0  | 0  | 0  | 0   | 1   |
| 8 Foster, Charlie      | 1.59  | 0-1 | 3   | 1  | 0  | 0/0 | 0  | 5.2  | 1   | 3   | 1  | 5  | 7   | 0  | 0  | 1  | .053  | 0  | 1  | 0  | 0   | 0   |
| 28 McPherson, Ryan     | 2.25  | 1-0 | 3   | 0  | 0  | 0/0 | 0  | 8.0  | 5   | 2   | 2  | 3  | 13  | 1  | 0  | 1  | .179  | 1  | 0  | 0  | 0   | 1   |
| 35 Davis, Ben          | 2.53  | 0-1 | 5   | 0  | 0  | 0/0 | 0  | 10.2 | 7   | 3   | 3  | 2  | 18  | 2  | 0  | 1  | .179  | 1  | 0  | 0  | 1   | 0   |
| 15 Dotson, Luke        | 2.70  | 0-0 | 4   | 0  | 0  | 0/0 | 1  | 3.1  | 2   | 1   | 1  | 3  | 2   | 0  | 0  | 1  | .167  | 0  | 0  | 0  | 0   | 0   |
| 4 Grant, Mikhai        | 3.00  | 0-0 | 3   | 0  | 0  | 0/0 | 0  | 3.0  | 1   | 1   | 1  | 3  | 4   | 1  | 0  | 0  | .100  | 0  | 1  | 0  | 0   | 0   |
| 17 Simmons, Stone      | 3.72  | 2-1 | 3   | 3  | 0  | 0/0 | 0  | 9.2  | 6   | 7   | 4  | 9  | 13  | 1  | 0  | 0  | .182  | 0  | 1  | 0  | 1   | 1   |
| 31 Ligon, Karson       | 5.00  | 1-1 | 3   | 3  | 0  | 0/0 | 0  | 9.0  | 10  | 7   | 5  | 4  | 14  | 2  | 0  | 1  | .263  | 2  | 3  | 0  | 0   | 0   |
| 30 Pruitt, Jacob       | 6.23  | 0-0 | 3   | 2  | 0  | 0/0 | 0  | 8.2  | 6   | 7   | 6  | 5  | 12  | 2  | 0  | 1  | .188  | 0  | 1  | 0  | 1   | 0   |
| 19 Fortenberry, Robert | 13.50 | 0-0 | 3   | 0  | 0  | 0/0 | 0  | 2.2  | 2   | 4   | 4  | 1  | 1   | 0  | 0  | 1  | .222  | 0  | 1  | 0  | 0   | 1   |
| 47 Schnoor, JT         | 81.00 | 0-0 | 1   | 0  | 0  | 0/0 | 0  | 0.1  | 4   | 4   | 3  | 1  | 1   | 0  | 0  | 1  | .800  | 0  | 0  | 0  | 0   | 0   |
| Totals                 | 3.03  | 8-4 | 12  | 12 | 0  | 0/0 | 3  | 98.0 | 62  | 43  | 33 | 41 | 139 | 12 | 1  | 9  | .178  | 5  | 12 | 0  | 3   | 4   |
| Opponents              | 9.16  | 4-8 | 12  | 12 | 0  | 1/1 | 3  | 92.1 | 132 | 102 | 94 | 52 | 97  | 25 | 3  | 24 | .326  | 6  | 20 | 1  | 2   | 2   |

PB - Team (7), Highfill 6, Powell 1. Pickoffs - Team (3), Simmons 1, Hungate 1, Kohn 1. SBA/ATT - Highfill (6-6), Powell (2-3), Ligon (2-2), Pruitt (2-2), Simmons (2-2), Foster (1-1), McPherson (1-1), Siary (1-1), Davis (0-1).

## 2024 SOUTHEASTERN CONFERENCE STATISTICS

Record: 17-13 Home: 11-4 Away: 6-9 SEC: 17-13

| Player               | avg  | gp-gs | ab  | r   | h   | 2b | 3b | hr | rbi | tb  | slg% | bb  | hp | so  | gdp | ob%  | sf | sh | sb-att | po  | a   | e  | fld%  |
|----------------------|------|-------|-----|-----|-----|----|----|----|-----|-----|------|-----|----|-----|-----|------|----|----|--------|-----|-----|----|-------|
| 7 Hujsak, Connor     | .387 | 24-24 | 93  | 27  | 36  | 7  | 0  | 6  | 22  | 61  | .656 | 8   | 4  | 10  | 0   | .457 | 0  | 0  | 4-5    | 67  | 1   | 0  | 1.000 |
| 38 Chance, Bryce     | .333 | 29-28 | 108 | 17  | 36  | 5  | 1  | 4  | 20  | 55  | .509 | 9   | 3  | 7   | 3   | .387 | 4  | 0  | 2-3    | 36  | 0   | 0  | 1.000 |
| 42 Jordan, Dakota    | .304 | 30-30 | 112 | 22  | 34  | 6  | 0  | 5  | 18  | 55  | .491 | 20  | 2  | 42  | 0   | .418 | 0  | 0  | 0-1    | 53  | 0   | 0  | 1.000 |
| 40 Kohler, Logan     | .300 | 27-27 | 100 | 18  | 30  | 6  | 0  | 5  | 24  | 51  | .510 | 6   | 2  | 28  | 0   | .349 | 1  | 2  | 0-1    | 21  | 38  | 4  | .937  |
| 3 Mershon, David     | .274 | 30-30 | 113 | 26  | 31  | 1  | 0  | 3  | 15  | 41  | .363 | 19  | 3  | 28  | 2   | .384 | 3  | 2  | 16-18  | 51  | 57  | 1  | .991  |
| 44 Hines, Hunter     | .254 | 30-30 | 114 | 26  | 29  | 5  | 0  | 12 | 31  | 70  | .614 | 19  | 0  | 42  | 1   | .358 | 1  | 0  | 0-0    | 183 | 20  | 1  | .995  |
| 8 Larry, Amani       | .213 | 30-30 | 108 | 18  | 23  | 4  | 0  | 6  | 20  | 45  | .417 | 14  | 11 | 28  | 3   | .358 | 1  | 4  | 3-5    | 19  | 24  | 2  | .956  |
| 18 Long, Johnny      | .189 | 24-23 | 74  | 12  | 14  | 0  | 0  | 1  | 6   | 17  | .230 | 15  | 3  | 17  | 1   | .348 | 0  | 0  | 0-0    | 208 | 9   | 0  | 1.000 |
| -----                |      |       |     |     |     |    |    |    |     |     |      |     |    |     |     |      |    |    |        |     |     |    |       |
| 55 Powell, Joe       | .357 | 11-9  | 28  | 3   | 10  | 2  | 0  | 2  | 6   | 18  | .643 | 6   | 1  | 6   | 0   | .472 | 1  | 0  | 0-0    | 67  | 2   | 1  | .986  |
| 5 Downs, Aaron       | .259 | 16-14 | 54  | 11  | 14  | 2  | 0  | 0  | 5   | 16  | .296 | 7   | 1  | 20  | 3   | .355 | 0  | 2  | 0-0    | 25  | 0   | 0  | 1.000 |
| 10 Cupp, Dylan       | .250 | 3-3   | 8   | 0   | 2   | 0  | 0  | 0  | 0   | 2   | .250 | 0   | 1  | 2   | 1   | .333 | 0  | 1  | 0-0    | 4   | 4   | 1  | .889  |
| 36 Stevens, Nolan    | .200 | 6-0   | 5   | 1   | 1   | 0  | 0  | 0  | 0   | 1   | .200 | 1   | 1  | 3   | 0   | .429 | 0  | 0  | 0-0    | 1   | 5   | 0  | 1.000 |
| 41 Pulliam, Ethan    | .196 | 15-15 | 46  | 4   | 9   | 3  | 0  | 1  | 8   | 15  | .326 | 5   | 0  | 10  | 0   | .269 | 1  | 0  | 0-0    | 12  | 20  | 2  | .941  |
| 13 Chester, Nate     | .188 | 15-3  | 16  | 3   | 3   | 2  | 0  | 0  | 1   | 5   | .313 | 2   | 0  | 4   | 0   | .278 | 0  | 1  | 0-0    | 5   | 8   | 2  | .867  |
| 46 McKenzie, Jackson | .125 | 3-2   | 8   | 0   | 1   | 0  | 0  | 0  | 0   | 1   | .125 | 0   | 0  | 5   | 0   | .125 | 0  | 0  | 0-0    | 1   | 1   | 0  | 1.000 |
| 32 O'Brien, Michael  | .000 | 8-1   | 6   | 1   | 0   | 0  | 0  | 0  | 0   | 0   | .000 | 1   | 0  | 1   | 0   | .143 | 0  | 0  | 0-0    | 3   | 0   | 0  | 1.000 |
| 43 Spalitta, Steven  | .000 | 2-1   | 4   | 0   | 0   | 0  | 0  | 0  | 0   | 0   | .000 | 0   | 0  | 2   | 0   | .000 | 0  | 0  | 0-0    | 0   | 0   | 0  | .000  |
| 14 Stephen, Khal     | .000 | 1-0   | 1   | 0   | 0   | 0  | 0  | 0  | 0   | 0   | .000 | 0   | 0  | 1   | 0   | .000 | 0  | 0  | 0-0    | 2   | 0   | 0  | 1.000 |
| 15 Dotson, Luke      | .000 | 1-0   | 1   | 0   | 0   | 0  | 0  | 0  | 0   | 0   | .000 | 0   | 0  | 1   | 0   | .000 | 0  | 0  | 0-0    | 0   | 0   | 1  | .000  |
| Totals               | .273 | 30    | 999 | 189 | 273 | 43 | 1  | 45 | 176 | 453 | .453 | 132 | 32 | 257 | 14  | .372 | 12 | 12 | 25-33  | 773 | 207 | 16 | .984  |
| Opponents            | .236 | 30    | 987 | 144 | 233 | 40 | 0  | 42 | 137 | 399 | .404 | 110 | 28 | 268 | 12  | .327 | 9  | 3  | 9-12   | 766 | 254 | 28 | .973  |

LOB - Team (232), Opp (220). DPs turned - Team (14), Opp (15). IBB - Team (12), Hines 6, Jordan 4, Hujsak 2, Opp (8). Picked off - Hujsak 2, Chance 1, Larry 1, Downs 1, Mershon 1, Long 1.

### (SEC games only Sorted by Earned run avg)

| Player                 | era   | w-l   | app | gs | cg | sho | sv | ip    | h   | r   | er  | bb  | so  | 2b | 3b | hr | b/avg | wp | hp | bk | sfa | sha |
|------------------------|-------|-------|-----|----|----|-----|----|-------|-----|-----|-----|-----|-----|----|----|----|-------|----|----|----|-----|-----|
| 14 Stephen, Khal       | 3.21  | 6-2   | 10  | 10 | 0  | 0/1 | 0  | 61.2  | 50  | 24  | 22  | 15  | 67  | 5  | 0  | 12 | .216  | 6  | 2  | 0  | 1   | 0   |
| 50 Cijntje, Jurrangelo | 4.02  | 5-1   | 10  | 10 | 0  | 0/0 | 0  | 56.0  | 48  | 27  | 25  | 17  | 63  | 12 | 0  | 10 | .226  | 1  | 7  | 0  | 2   | 0   |
| -----                  |       |       |     |    |    |     |    |       |     |     |     |     |     |    |    |    |       |    |    |    |     |     |
| 25 Dohm, Nate          | 0.00  | 0-0   | 2   | 1  | 0  | 0/0 | 0  | 1.1   | 1   | 0   | 0   | 0   | 2   | 0  | 0  | 0  | .200  | 1  | 0  | 0  | 0   | 0   |
| 45 Davis, Tyler        | 1.04  | 1-0   | 12  | 0  | 0  | 0/0 | 3  | 17.1  | 11  | 2   | 2   | 8   | 16  | 3  | 0  | 0  | .177  | 0  | 1  | 0  | 0   | 0   |
| 26 Hardin, Tyson       | 2.37  | 1-2   | 13  | 0  | 0  | 0/1 | 2  | 19.0  | 15  | 6   | 5   | 10  | 23  | 2  | 0  | 1  | .217  | 2  | 1  | 0  | 1   | 1   |
| 9 Kohn, Pico           | 2.57  | 0-0   | 2   | 2  | 0  | 0/0 | 0  | 7.0   | 5   | 3   | 2   | 3   | 9   | 2  | 0  | 0  | .200  | 1  | 2  | 0  | 0   | 0   |
| 31 Ligon, Karson       | 3.65  | 1-0   | 7   | 1  | 0  | 0/0 | 0  | 12.1  | 7   | 6   | 5   | 10  | 8   | 1  | 0  | 1  | .167  | 2  | 4  | 1  | 1   | 0   |
| 48 Auger, Brooks       | 4.63  | 1-1   | 9   | 3  | 0  | 0/0 | 0  | 23.1  | 20  | 14  | 12  | 13  | 23  | 4  | 0  | 1  | .220  | 1  | 1  | 0  | 1   | 0   |
| 16 Cheatham, Cole      | 6.23  | 0-0   | 3   | 0  | 0  | 0/0 | 0  | 4.1   | 4   | 4   | 3   | 4   | 5   | 0  | 0  | 0  | .200  | 0  | 0  | 0  | 0   | 0   |
| 36 Stevens, Nolan      | 6.89  | 1-3   | 8   | 0  | 0  | 0/0 | 0  | 15.2  | 18  | 12  | 12  | 8   | 16  | 2  | 0  | 3  | .290  | 2  | 2  | 0  | 0   | 0   |
| 2 Schuelke, Cam        | 7.47  | 1-2   | 18  | 0  | 0  | 0/0 | 1  | 15.2  | 14  | 13  | 13  | 10  | 9   | 5  | 0  | 4  | .246  | 0  | 3  | 1  | 1   | 2   |
| 12 Siary, Evan         | 9.42  | 0-2   | 5   | 3  | 0  | 0/0 | 0  | 14.1  | 19  | 15  | 15  | 5   | 14  | 2  | 0  | 6  | .311  | 0  | 2  | 0  | 1   | 0   |
| 27 Black, Gavin        | 10.12 | 0-0   | 4   | 0  | 0  | 0/0 | 0  | 5.1   | 6   | 6   | 6   | 5   | 6   | 0  | 0  | 2  | .286  | 1  | 1  | 0  | 0   | 0   |
| 15 Dotson, Luke        | 21.00 | 0-0   | 5   | 0  | 0  | 0/0 | 0  | 3.0   | 10  | 7   | 7   | 1   | 6   | 2  | 0  | 0  | .526  | 0  | 1  | 0  | 1   | 0   |
| 21 Holcombe, Colby     | 27.00 | 0-0   | 1   | 0  | 0  | 0/0 | 0  | 1.1   | 4   | 4   | 4   | 1   | 1   | 0  | 0  | 1  | .500  | 0  | 1  | 0  | 0   | 0   |
| 6 Forsythe, Logan      | 99.00 | 0-0   | 1   | 0  | 0  | 0/0 | 0  | 0.0   | 1   | 1   | 1   | 0   | 0   | 0  | 0  | 1  | 1.000 | 0  | 0  | 0  | 0   | 0   |
| Totals                 | 4.68  | 17-13 | 30  | 30 | 0  | 1/1 | 6  | 257.2 | 233 | 144 | 134 | 110 | 268 | 40 | 0  | 42 | .236  | 17 | 28 | 2  | 9   | 3   |
| Opponents              | 5.75  | 13-17 | 30  | 30 | 1  | 1/0 | 5  | 255.1 | 273 | 189 | 163 | 132 | 257 | 43 | 1  | 45 | .273  | 21 | 32 | 2  | 12  | 12  |

PB - Team (7), Long 7, Opp (4). Pickoffs - Team (2), Schuelke 1, Stevens 1, Opp (7). SBA/ATT - Long (6-6), Powell (3-4), Schuelke (3-3), Holcombe (2-2), Stephen (2-2), Cijntje (0-1), Kohn (0-1), Hardin (1-1), Dotson (1-1), Stevens (0-1).



## 2025 GAME-BY-GAME (HITTING)

| Date   | Opponent          | ab  | r   | h   | rbi | 2b | 3b | hr | tb  | bb | ibb | sb | cs | hbp | sac | sf | gdp | k  | po  | a  | e  | lob | avg  |
|--------|-------------------|-----|-----|-----|-----|----|----|----|-----|----|-----|----|----|-----|-----|----|-----|----|-----|----|----|-----|------|
| Feb 14 | MANHATTAN         | 33  | 17  | 15  | 16  | 3  | 0  | 3  | 27  | 8  | 0   | 2  | 0  | 4   | 0   | 0  | 0   | 5  | 21  | 3  | 0  | 10  | .455 |
| Feb 14 | MANHATTAN         | 29  | 13  | 11  | 12  | 4  | 0  | 1  | 18  | 8  | 0   | 2  | 0  | 3   | 0   | 1  | 0   | 5  | 21  | 6  | 1  | 9   | .419 |
| Feb 16 | MANHATTAN         | 30  | 5   | 7   | 5   | 1  | 0  | 1  | 11  | 4  | 0   | 3  | 0  | 3   | 1   | 0  | 0   | 8  | 27  | 7  | 0  | 9   | .359 |
| Feb 18 | at Southern Miss  | 31  | 0   | 4   | 0   | 0  | 0  | 0  | 4   | 1  | 0   | 0  | 0  | 0   | 0   | 0  | 1   | 10 | 24  | 11 | 4  | 5   | .301 |
| Feb 21 | MISSOURI STATE    | 28  | 3   | 4   | 3   | 1  | 0  | 0  | 5   | 4  | 1   | 1  | 0  | 2   | 0   | 0  | 0   | 9  | 27  | 10 | 0  | 7   | .272 |
| Feb 22 | MISSOURI STATE    | 36  | 9   | 11  | 7   | 3  | 1  | 1  | 19  | 7  | 0   | 4  | 0  | 1   | 0   | 0  | 0   | 8  | 27  | 10 | 0  | 11  | .278 |
| Feb 23 | MISSOURI STATE    | 35  | 6   | 12  | 6   | 0  | 1  | 4  | 26  | 4  | 0   | 2  | 0  | 1   | 0   | 0  | 1   | 9  | 27  | 13 | 1  | 10  | .288 |
| Feb 25 | TROY              | 40  | 5   | 13  | 5   | 4  | 0  | 1  | 20  | 4  | 0   | 1  | 0  | 2   | 0   | 0  | 0   | 12 | 27  | 2  | 1  | 14  | .294 |
| Feb 28 | vs Rice           | 34  | 14  | 16  | 13  | 4  | 1  | 3  | 31  | 3  | 0   | 0  | 0  | 2   | 0   | 0  | 0   | 7  | 21  | 4  | 2  | 7   | .314 |
| Mar 01 | vs Arizona        | 35  | 5   | 9   | 5   | 3  | 0  | 2  | 18  | 0  | 0   | 2  | 0  | 2   | 1   | 0  | 1   | 12 | 27  | 4  | 1  | 6   | .308 |
| Mar 02 | vs Oklahoma State | 36  | 7   | 9   | 7   | 0  | 0  | 3  | 18  | 3  | 0   | 0  | 0  | 0   | 0   | 1  | 0   | 8  | 24  | 11 | 1  | 6   | .302 |
| Mar 05 | SOUTHERN MISS     | 38  | 18  | 21  | 16  | 2  | 0  | 5  | 38  | 6  | 0   | 1  | 0  | 0   | 0   | 0  | 0   | 4  | 21  | 11 | 1  | 8   | .326 |
| Totals |                   | 405 | 102 | 132 | 95  | 25 | 3  | 24 | 235 | 52 | 1   | 18 | 0  | 20  | 2   | 2  | 3   | 97 | 294 | 92 | 12 | 102 | .326 |



## 2025 GAME-BY-GAME (PITCHING)

| Date   | Opponent          | ip   | h  | r  | er | bb | so  | 2b | 3b | hr | wp | bk | hbp | dp | ibb | score  | w-l | sv | era  |
|--------|-------------------|------|----|----|----|----|-----|----|----|----|----|----|-----|----|-----|--------|-----|----|------|
| Feb 14 | MANHATTAN         | 7.0  | 3  | 3  | 3  | 3  | 14  | 1  | 0  | 0  | 0  | 0  | 1   | 0  | 0   | 17-3   | 1-0 | 0  | 3.86 |
| Feb 14 | MANHATTAN         | 7.0  | 6  | 1  | 1  | 0  | 13  | 1  | 0  | 0  | 1  | 0  | 0   | 0  | 0   | 13-1   | 2-0 | 0  | 2.57 |
| Feb 16 | MANHATTAN         | 9.0  | 3  | 1  | 1  | 4  | 13  | 0  | 0  | 1  | 0  | 0  | 0   | 0  | 0   | 5-1    | 3-0 | 0  | 1.96 |
| Feb 18 | at Southern Miss  | 8.0  | 4  | 3  | 1  | 2  | 8   | 1  | 0  | 1  | 0  | 0  | 2   | 1  | 0   | 0-3    | 3-1 | 0  | 1.74 |
| Feb 21 | MISSOURI STATE    | 9.0  | 5  | 1  | 1  | 3  | 14  | 2  | 0  | 0  | 1  | 0  | 1   | 0  | 0   | 3-1    | 4-1 | 1  | 1.58 |
| Feb 22 | MISSOURI STATE    | 9.0  | 5  | 3  | 2  | 9  | 12  | 3  | 0  | 0  | 1  | 0  | 1   | 0  | 0   | 9-3    | 5-1 | 1  | 1.65 |
| Feb 23 | MISSOURI STATE    | 9.0  | 2  | 4  | 4  | 8  | 8   | 0  | 0  | 1  | 0  | 0  | 2   | 0  | 0   | 6-4    | 6-1 | 2  | 2.02 |
| Feb 25 | TROY              | 9.0  | 7  | 6  | 5  | 2  | 20  | 0  | 0  | 3  | 0  | 0  | 1   | 0  | 0   | 5-6    | 6-2 | 2  | 2.42 |
| Feb 28 | vs Rice           | 7.0  | 5  | 3  | 2  | 2  | 8   | 1  | 1  | 1  | 0  | 0  | 0   | 0  | 0   | 14-3   | 7-2 | 3  | 2.43 |
| Mar 01 | vs Arizona        | 9.0  | 8  | 6  | 5  | 1  | 18  | 1  | 0  | 1  | 2  | 0  | 3   | 0  | 0   | 5-6    | 7-3 | 3  | 2.71 |
| Mar 02 | vs Oklahoma State | 8.0  | 9  | 9  | 6  | 4  | 8   | 1  | 0  | 1  | 0  | 0  | 1   | 1  | 0   | 7-9    | 7-4 | 3  | 3.07 |
| Mar 05 | SOUTHERN MISS     | 7.0  | 5  | 3  | 2  | 3  | 3   | 1  | 0  | 0  | 0  | 0  | 0   | 1  | 0   | 18-3   | 8-4 | 3  | 3.03 |
| Totals |                   | 98.0 | 62 | 43 | 33 | 41 | 139 | 12 | 1  | 9  | 5  | 0  | 12  | 3  | 0   | 102-43 | 8-4 | 3  | 3.03 |



## 2025 GAME-BY-GAME STARTERS (BATTING ORDER)

| DATE | OPPONENT               | 1        | 2        | 3     | 4        | 5        | 6       | 7        | 8        | 9    | SP      |
|------|------------------------|----------|----------|-------|----------|----------|---------|----------|----------|------|---------|
| 2/14 | Manhattan - G1         | Reeves   | Highfill | Reese | Sullivan | Hines    | Chance  | Stevens  | Stallman | Cupp | Kohn    |
| 2/14 | Manhattan - G2         | Reeves   | Highfill | Reese | Sullivan | Hines    | Chance  | Downs    | Powell   | Cupp | Ligon   |
| 2/16 | Manhattan              | Reeves   | Highfill | Reese | Sullivan | Hines    | Chance  | Stevens  | Downs    | Cupp | Simmons |
| 2/18 | at Southern Miss       | Reeves   | Highfill | Reese | Sullivan | Hines    | Chance  | Stallman | Stevens  | Cupp | Foster  |
| 2/21 | Missouri State         | Buckner  | Highfill | Reese | Sullivan | Hines    | Chance  | Stevens  | Downs    | Cupp | Kohn    |
| 2/22 | Missouri State         | Buckner  | Highfill | Hines | Sullivan | Reese    | Chance  | O'Brien  | Powell   | Cupp | Ligon   |
| 2/23 | Missouri State         | Frei     | Highfill | Reese | Sullivan | Hines    | Chance  | Downs    | Pulliam  | Cupp | Simmons |
| 2/25 | Troy                   | Frei     | Highfill | Reese | Sullivan | Hines    | Chance  | Stallman | Downs    | Cupp | Pruitt  |
| 2/28 | vs. Rice (3)           | Frei     | Highfill | Reese | Sullivan | Stallman | Chance  | Stevens  | Reeves   | Cupp | Kohn    |
| 3/1  | vs. Arizona (3)        | Frei     | Chance   | Reese | Sullivan | Stallman | Downs   | Stevens  | Highfill | Cupp | Ligon   |
| 3/2  | vs. Oklahoma State (3) | Frei     | Chance   | Reese | Sullivan | Stallman | Stevens | Hines    | Highfill | Cupp | Simmons |
| 3/5  | Southern Miss          | Stallman | Chance   | Reese | Sullivan | Stevens  | Hines   | Highfill | Sanders  | Cupp | Pruitt  |
| 3/7  | Queens                 |          |          |       |          |          |         |          |          |      |         |
| 3/8  | Queens                 |          |          |       |          |          |         |          |          |      |         |
| 3/9  | Queens                 |          |          |       |          |          |         |          |          |      |         |
| 3/11 | vs. Old Dominion (2)   |          |          |       |          |          |         |          |          |      |         |
| 3/12 | vs. Nicholls State (2) |          |          |       |          |          |         |          |          |      |         |
| 3/14 | Texas*                 |          |          |       |          |          |         |          |          |      |         |
| 3/15 | Texas*                 |          |          |       |          |          |         |          |          |      |         |
| 3/16 | Texas*                 |          |          |       |          |          |         |          |          |      |         |
| 3/18 | Jackson State          |          |          |       |          |          |         |          |          |      |         |
| 3/21 | at Oklahoma*           |          |          |       |          |          |         |          |          |      |         |
| 3/22 | at Oklahoma*           |          |          |       |          |          |         |          |          |      |         |
| 3/23 | at Oklahoma*           |          |          |       |          |          |         |          |          |      |         |
| 3/25 | Samford                |          |          |       |          |          |         |          |          |      |         |
| 3/27 | at LSU*                |          |          |       |          |          |         |          |          |      |         |
| 3/28 | at LSU*                |          |          |       |          |          |         |          |          |      |         |
| 3/29 | at LSU*                |          |          |       |          |          |         |          |          |      |         |
| 4/1  | at Memphis             |          |          |       |          |          |         |          |          |      |         |
| 4/4  | South Carolina*        |          |          |       |          |          |         |          |          |      |         |
| 4/5  | South Carolina*        |          |          |       |          |          |         |          |          |      |         |
| 4/6  | South Carolina*        |          |          |       |          |          |         |          |          |      |         |
| 4/8  | at UAB                 |          |          |       |          |          |         |          |          |      |         |
| 4/11 | at Alabama*            |          |          |       |          |          |         |          |          |      |         |
| 4/12 | at Alabama*            |          |          |       |          |          |         |          |          |      |         |
| 4/13 | at Alabama*            |          |          |       |          |          |         |          |          |      |         |
| 4/15 | Southern               |          |          |       |          |          |         |          |          |      |         |
| 4/17 | Florida*               |          |          |       |          |          |         |          |          |      |         |
| 4/18 | Florida*               |          |          |       |          |          |         |          |          |      |         |
| 4/19 | Florida*               |          |          |       |          |          |         |          |          |      |         |
| 4/22 | vs. Ole Miss (1)       |          |          |       |          |          |         |          |          |      |         |
| 4/25 | at Auburn*             |          |          |       |          |          |         |          |          |      |         |
| 4/26 | at Auburn*             |          |          |       |          |          |         |          |          |      |         |
| 4/27 | at Auburn*             |          |          |       |          |          |         |          |          |      |         |
| 4/29 | Memphis                |          |          |       |          |          |         |          |          |      |         |
| 5/2  | Kentucky*              |          |          |       |          |          |         |          |          |      |         |
| 5/3  | Kentucky*              |          |          |       |          |          |         |          |          |      |         |
| 5/4  | Kentucky*              |          |          |       |          |          |         |          |          |      |         |
| 5/9  | Ole Miss*              |          |          |       |          |          |         |          |          |      |         |
| 5/10 | Ole Miss*              |          |          |       |          |          |         |          |          |      |         |
| 5/11 | Ole Miss*              |          |          |       |          |          |         |          |          |      |         |
| 5/13 | North Alabama          |          |          |       |          |          |         |          |          |      |         |
| 5/15 | at Missouri*           |          |          |       |          |          |         |          |          |      |         |
| 5/16 | at Missouri*           |          |          |       |          |          |         |          |          |      |         |
| 5/17 | at Missouri*           |          |          |       |          |          |         |          |          |      |         |

\* - Southeastern Conference game | (1) - Trustmark Park; Pearl, Miss. | (2) - Kessler Federal Park; Biloxi, Miss. | (3) - Daikin Park; Houston, Texas


## 2025 GAME-BY-GAME STARTERS (POSITION)

| DATE | OPPONENT               | C        | 1B       | 2B      | 3B    | SS   | LF       | CF      | RF       | DH       | SP      |
|------|------------------------|----------|----------|---------|-------|------|----------|---------|----------|----------|---------|
| 2/14 | Manhattan - G1         | Highfill | Hines    | Reeves  | Reese | Cupp | Stallman | Chance  | Stevens  | Sullivan | Kohn    |
| 2/14 | Manhattan - G2         | Powell   | Hines    | Reeves  | Reese | Cupp | Downs    | Chance  | Highfill | Sullivan | Ligon   |
| 2/16 | Manhattan              | Highfill | Hines    | Reeves  | Reese | Cupp | Downs    | Chance  | Stevens  | Sullivan | Simmons |
| 2/18 | at Southern Miss       | Highfill | Hines    | Reeves  | Reese | Cupp | Stallman | Chance  | Stevens  | Sullivan | Foster  |
| 2/21 | Missouri State         | Highfill | Hines    | Buckner | Reese | Cupp | Downs    | Chance  | Stevens  | Sullivan | Kohn    |
| 2/22 | Missouri State         | Powell   | Hines    | Buckner | Reese | Cupp | Chance   | O'Brien | Highfill | Sullivan | Ligon   |
| 2/23 | Missouri State         | Highfill | Hines    | Frei    | Reese | Cupp | Pulliam  | Chance  | Downs    | Sullivan | Simmons |
| 2/25 | Troy                   | Highfill | Hines    | Frei    | Reese | Cupp | Stallman | Chance  | Downs    | Sullivan | Pruitt  |
| 2/28 | vs. Rice (3)           | Highfill | Frei     | Reeves  | Reese | Cupp | Stallman | Chance  | Stevens  | Sullivan | Kohn    |
| 3/1  | vs. Arizona (3)        | Highfill | Stallman | Frei    | Reese | Cupp | Downs    | Chance  | Stevens  | Sullivan | Ligon   |
| 3/2  | vs. Oklahoma State (3) | Highfill | Hines    | Frei    | Reese | Cupp | Stallman | Chance  | Stevens  | Sullivan | Simmons |
| 3/5  | Southern Miss          | Highfill | Hines    | Sanders | Reese | Cupp | Stallman | Chance  | Stevens  | Sullivan | Pruitt  |
| 3/7  | Queens                 |          |          |         |       |      |          |         |          |          |         |
| 3/8  | Queens                 |          |          |         |       |      |          |         |          |          |         |
| 3/9  | Queens                 |          |          |         |       |      |          |         |          |          |         |
| 3/11 | vs. Old Dominion (2)   |          |          |         |       |      |          |         |          |          |         |
| 3/12 | vs. Nicholls State (2) |          |          |         |       |      |          |         |          |          |         |
| 3/14 | Texas*                 |          |          |         |       |      |          |         |          |          |         |
| 3/15 | Texas*                 |          |          |         |       |      |          |         |          |          |         |
| 3/16 | Texas*                 |          |          |         |       |      |          |         |          |          |         |
| 3/18 | Jackson State          |          |          |         |       |      |          |         |          |          |         |
| 3/21 | at Oklahoma*           |          |          |         |       |      |          |         |          |          |         |
| 3/22 | at Oklahoma*           |          |          |         |       |      |          |         |          |          |         |
| 3/23 | at Oklahoma*           |          |          |         |       |      |          |         |          |          |         |
| 3/25 | Samford                |          |          |         |       |      |          |         |          |          |         |
| 3/27 | at LSU*                |          |          |         |       |      |          |         |          |          |         |
| 3/28 | at LSU*                |          |          |         |       |      |          |         |          |          |         |
| 3/29 | at LSU*                |          |          |         |       |      |          |         |          |          |         |
| 4/1  | at Memphis             |          |          |         |       |      |          |         |          |          |         |
| 4/4  | South Carolina*        |          |          |         |       |      |          |         |          |          |         |
| 4/5  | South Carolina*        |          |          |         |       |      |          |         |          |          |         |
| 4/6  | South Carolina*        |          |          |         |       |      |          |         |          |          |         |
| 4/8  | at UAB                 |          |          |         |       |      |          |         |          |          |         |
| 4/11 | at Alabama*            |          |          |         |       |      |          |         |          |          |         |
| 4/12 | at Alabama*            |          |          |         |       |      |          |         |          |          |         |
| 4/13 | at Alabama*            |          |          |         |       |      |          |         |          |          |         |
| 4/15 | Southern               |          |          |         |       |      |          |         |          |          |         |
| 4/17 | Florida*               |          |          |         |       |      |          |         |          |          |         |
| 4/18 | Florida*               |          |          |         |       |      |          |         |          |          |         |
| 4/19 | Florida*               |          |          |         |       |      |          |         |          |          |         |
| 4/22 | vs. Ole Miss (1)       |          |          |         |       |      |          |         |          |          |         |
| 4/25 | at Auburn*             |          |          |         |       |      |          |         |          |          |         |
| 4/26 | at Auburn*             |          |          |         |       |      |          |         |          |          |         |
| 4/27 | at Auburn*             |          |          |         |       |      |          |         |          |          |         |
| 4/29 | Memphis                |          |          |         |       |      |          |         |          |          |         |
| 5/2  | Kentucky*              |          |          |         |       |      |          |         |          |          |         |
| 5/3  | Kentucky*              |          |          |         |       |      |          |         |          |          |         |
| 5/4  | Kentucky*              |          |          |         |       |      |          |         |          |          |         |
| 5/9  | Ole Miss*              |          |          |         |       |      |          |         |          |          |         |
| 5/10 | Ole Miss*              |          |          |         |       |      |          |         |          |          |         |
| 5/11 | Ole Miss*              |          |          |         |       |      |          |         |          |          |         |
| 5/13 | North Alabama          |          |          |         |       |      |          |         |          |          |         |
| 5/15 | at Missouri*           |          |          |         |       |      |          |         |          |          |         |
| 5/16 | at Missouri*           |          |          |         |       |      |          |         |          |          |         |
| 5/17 | at Missouri*           |          |          |         |       |      |          |         |          |          |         |


\* - Southeastern Conference game | (1) - Trustmark Park; Pearl, Miss. | (2) - Kessler Federal Park; Biloxi, Miss. | (3) - Daikin Park; Houston, Texas



## 2025 TV/MEDIA ROSTER



**2 | Sawyer Reeves**  
IF | R/R | Sr./Sr.  
Lugoff, S.C.




**3 | Ace Reese**  
IF | L/R | So./So.  
Canton, Texas



**4 | Mikhail Grant**  
RHP | R/R | So./Fr.  
Stockbridge, Ga.



**5 | Aaron Downs**  
IF/OF | R/R | Sr./Sr.  
Pella, Iowa



**6 | Landis Davila**  
OF | L/R | Fr./Fr.  
Farragut, Tenn.




**7 | Reed Stallman**  
IF | L/R | Sr./Sr.  
Robins, Iowa



**8 | Charlie Foster**  
LHP | R/L | Fr./Fr.  
Snellville, Ga.



**9 | Pico Kohn**  
LHP | L/L | Sr./Jr.  
Verben, Ala.



**10 | Dylan Cupp**  
IF | R/R | So./So.  
Cedartown, Ga.




**11 | Duke Stone**  
RHP | R/R | Fr./Fr.  
Uvalda, Ga.



**12 | Evan Siary**  
RHP | R/R | Jr./Jr.  
Columbus, Miss.




**13 | Nate Chester**  
IF | R/R | Sr./Sr.  
Kansas City, Mo.



**14 | Cade O'Leary**  
RHP | R/R | Fr./Fr.  
Knoxville, Tenn.



**15 | Luke Dotson**  
LHP | L/L | So./So.  
Marietta, Ga.



**16 | Braden Booth**  
IF/RHP | R/R | Fr./Fr.  
Madison, Ala.



**17 | Stone Simmons**  
RHP | R/R | Gr./Sr.  
Houston, Texas



**18 | Noah Sullivan**  
DH/RHP | R/R | Sr./Sr.  
Orlando, Fla.




**19 | Robert Fortenberry**  
LHP | L/L | Jr./Jr.  
Frisco, Texas




**22 | Ross Highfill**  
C | R/R | Jr./So.  
Madison, Miss.



**23 | Jackson Owen**  
C | R/R | Sr./Jr.  
Starkville, Miss.




**25 | Bradley Loftin**  
LHP | L/L | Jr./Jr.  
Southaven, Miss.



**26 | Chase Hungate**  
RHP | L/R | Sr./Sr.  
Abingdon, Va.



**27 | Gavin Black**  
RHP | L/R | Jr./Jr.  
Bogart, Ga.



**28 | Ryan McPherson**  
RHP | R/R | Fr./Fr.  
Hollywood, Fla.




**29 | Nate Williams**  
RHP | R/R | Sr./Jr.  
Acworth, Ga.



**30 | Jacob Pruitt**  
RHP | R/R | Jr./Jr.  
Yorktown, Ind.



**31 | Karson Ligon**  
RHP | R/R | Sr./Sr.  
Sarasota, Fla.



**32 | Michael O'Brien**  
OF | L/L | So./So.  
River Ridge, La.



**34 | Gehrig Frei**  
IF | S/R | Sr./Jr.  
Alpharetta, Ga.



**35 | Ben Davis**  
RHP/C | R/R | Jr./Jr.  
Booneville, Miss.



**36 | Nolan Stevens**  
IF/OF/LHP | L/L | So./So.  
Elk Grove, Calif.



**38 | Bryce Chance**  
OF | R/R | Sr./Jr.  
Ridgeland, Miss.



**41 | Ethan Pulliam**  
IF/OF | R/R | So./So.  
Starkville, Miss.



**42 | Jack Gleason**  
RHP | R/R | Fr./Fr.  
Germantown, Tenn.




**43 | Steven Spalitta**  
IF/C | L/R | So./So.  
Mandeville, La.



**44 | Hunter Hines**  
IF/OF | L/R | Sr./Sr.  
Madison, Miss.



**45 | Dane Burns**  
LHP | R/L | Fr./Fr.  
Celina, Texas



**47 | JT Schnoor**  
RHP | R/R | Jr./Jr.  
Pascagoula, Miss.



**48 | Kevin Mannell**  
RHP | R/R | Jr./Jr.  
Topeka, Kan.



**49 | Gatlin Sanders**  
IF/OF | L/R | Jr./Jr.  
Madison, Miss.



**52 | Lukas Buckner**  
IF | L/R | Fr./Fr.  
Knoxville, Tenn.



**55 | Joe Powell**  
C | R/R | Gr./Sr.  
Mason, Ohio



## HITTER PROFILES

# 2 SAWYER REEVES

INF | R/R | SR. | 6-3 | 205  
LUGOFF, S.C. / THE CITADEL

### QUICK HITS

- Team Barber
- 2023 Second-Team All-Southern Conference
- Finished second on the team with a .304 batting average last season (The Citadel)
- Fourth hardest player to strikeout in SoCon with 22 strikeouts through 191 plate appearances

### SINGLE GAME CAREER HIGHS

|                |   |   |
|----------------|---|---|
| At Bats        | 6 | 2x last at Western California (5/12/2023)*  |
| Hits           | 4 | at Charleston Southern (4/25/2023)*         |
| Runs Scored    | 4 | at Charleston Southern (4/25/2023)*         |
| Runs Batted In | 4 | 2x last vs St. Bonaventure (2/16/2024)*     |
| Doubles        | 2 | 3x last vs South Carolina (4/16/2024)*      |
| Triples        | 1 | 2x last vs Akron (2/25/2024)*               |
| Home Runs      | 1 | 9x last at Mercer (5/18/2024)*              |
| Walks          | 3 | last vs Delaware State (2/17/2023)*         |
| Stolen Bases   | 2 | 3x last at Charleston Southern (4/25/2023)* |

\*Career highs from The Citadel

### MISCELLANEOUS STATS

|             | 2025 | CAREER |
|-------------|------|--------|
| 2 Hit Game  | 1    | 40     |
| 3 Hit Game  | --   | 7      |
| 4+ Hit Game | --   | 1      |
| 2 RBI Game  | --   | 12     |
| 3 RBI Game  | --   | 6      |
| 4+ RBI Game | --   | 2      |

### REEVES' GAME-BY-GAME HITTING STATS

| DATE   | OPP                | POS   | AB | R | H | RBI | 2B | 3B | HR | BB | K | SB | CS | AVG  |
|--------|--------------------|-------|----|---|---|-----|----|----|----|----|---|----|----|------|
| 2/14   | Manhattan*         | 2B    | 3  | 1 | 1 | 0   | 0  | 0  | 0  | 1  | 0 | 0  | 0  | .125 |
| 2/14   | Manhattan*         | 2B    | 5  | 0 | 0 | 0   | 0  | 0  | 0  | 0  | 2 | 0  | 0  | .000 |
| 2/16   | Manhattan*         | 2B    | 4  | 0 | 0 | 0   | 0  | 0  | 0  | 1  | 1 | 0  | 0  | .083 |
| 2/18   | at Southern Miss*  | 2B    | 1  | 0 | 0 | 0   | 0  | 0  | 0  | 1  | 1 | 0  | 0  | .077 |
| 2/21   | Missouri St.       | 2B    | 0  | 0 | 0 | 0   | 0  | 0  | 0  | 0  | 0 | 0  | 0  | .077 |
| 2/22   | Missouri St.       | PR/3B | 0  | 0 | 0 | 0   | 0  | 0  | 0  | 0  | 0 | 0  | 0  | .077 |
| 2/28   | vs. Rice*          | 2B    | 4  | 2 | 2 | 0   | 1  | 0  | 0  | 0  | 1 | 0  | 0  | .176 |
| 3/1    | vs. Arizona        | PR/2B | 0  | 0 | 0 | 0   | 0  | 0  | 0  | 0  | 0 | 0  | 0  | .176 |
| 3/2    | vs. Oklahoma State | 2B    | 2  | 1 | 1 | 0   | 0  | 0  | 0  | 1  | 1 | 0  | 0  | .211 |
| TOTALS |                    |       | 19 | 4 | 4 | 0   | 1  | 0  | 0  | 4  | 5 | 0  | 0  | .211 |

### CAREER HITTING STATS

| YEAR  | AVG  | GP-GS | AB      | R   | H   | 2B  | 3B | HR | RBI | TB  | SLG% | BB   | HP | SO | GDP | OB%  | SF   | SH |   |
|-------|------|-------|---------|-----|-----|-----|----|----|-----|-----|------|------|----|----|-----|------|------|----|---|
| 2022* | .273 | 47-41 | 150     | 26  | 41  | 6   | 0  | 0  | 18  | 47  | .313 | 16   | 0  | 19 | 4   | .343 | 0    | 2  |   |
| 2023* | .314 | 54-54 | 210     | 49  | 66  | 16  | 1  | 4  | 37  | 96  | .457 | 20   | 3  | 27 | 3   | .377 | 3    | 4  |   |
| 2024* | .304 | 48-48 | 191     | 34  | 58  | 10  | 1  | 5  | 31  | 85  | .445 | 19   | 4  | 22 | 3   | .377 | 1    | 0  |   |
| 2025  | .211 | 9-5   | 19      | 4   | 4   | 1   | 0  | 0  | 5   | 263 | .4   | 0    | 6  | 0  |     | .348 | 0    | 0  |   |
| TOTAL |      | 276   | 158-148 | 570 | 113 | 169 | 33 | 2  | 9   | 86  | 233  | .370 | 59 | 7  | 74  | 10   | .361 | 4  | 6 |

\*Statistics from The Citadel

# 3 ACE REESE

INF | L/R | SO. | 6-3 | 200  
CANTON, TX / UNIVERSITY OF HOUSTON

### QUICK HITS

- Selected to the All-Big 12 Freshman Team (2024)
- Tied Houston's school record with four triples in a single season last season
- Ranked fifth among Big 12 freshmen with seven home runs

### SINGLE GAME CAREER HIGHS

|                |   |                                   |
|----------------|---|-----------------------------------|
| At Bats        | 5 | 9x last vs Southern Miss (3/5/25) |
| Hits           | 3 | 3x last vs Southern Miss (3/5/25) |
| Runs Scored    | 3 | 3x last vs Arizona (3/1/25)       |
| Runs Batted In | 4 | vs Southern Miss (3/5/25)         |
| Doubles        | 2 | vs Southern (4/17/2024)*          |
| Triples        | 1 | 5x last vs Missouri St. (2/22/25) |
| Home Runs      | 2 | vs Arizona (3/1/25)               |
| Walks          | 3 | vs Texas (4/14/2024)*             |
| Stolen Bases   | 1 | 6x last vs Manhattan (2/16/25)    |

\*Career highs from Houston

### MISCELLANEOUS STATS

|             | 2025 | CAREER |
|-------------|------|--------|
| 2 Hit Game  | 4    | 12     |
| 3 Hit Game  | 2    | 3      |
| 4+ Hit Game | --   | --     |
| 2 RBI Game  | 2    | 8      |
| 3 RBI Game  | 2    | 5      |
| 4+ RBI Game | 1    | 1      |

### REESE'S GAME-BY-GAME HITTING STATS

| DATE   | OPP               | POS | AB | R  | H  | RBI | 2B | 3B | HR | BB | K  | SB | CS | AVG  |
|--------|-------------------|-----|----|----|----|-----|----|----|----|----|----|----|----|------|
| 2/14   | Manhattan*        | 3B  | 3  | 3  | 2  | 1   | 0  | 0  | 1  | 1  | 0  | 0  | 0  | .333 |
| 2/14   | Manhattan*        | 3B  | 3  | 0  | 0  | 0   | 0  | 0  | 0  | 1  | 0  | 0  | 0  | .000 |
| 2/16   | Manhattan*        | 3B  | 2  | 1  | 0  | 0   | 0  | 0  | 0  | 1  | 2  | 1  | 0  | .250 |
| 2/18   | at Southern Miss* | 3B  | 4  | 0  | 0  | 0   | 0  | 0  | 0  | 0  | 3  | 0  | 0  | .167 |
| 2/21   | Missouri St.*     | 3B  | 4  | 0  | 0  | 1   | 0  | 0  | 0  | 0  | 1  | 0  | 0  | .125 |
| 2/22   | Missouri St.*     | 3B  | 5  | 0  | 2  | 3   | 0  | 1  | 0  | 0  | 1  | 0  | 0  | .190 |
| 2/23   | Missouri St.*     | 3B  | 4  | 1  | 1  | 2   | 0  | 0  | 1  | 1  | 2  | 0  | 0  | .200 |
| 2/25   | Troy*             | 3B  | 4  | 0  | 2  | 1   | 1  | 0  | 0  | 1  | 1  | 0  | 0  | .241 |
| 2/28   | vs. Rice*         | 3B  | 4  | 2  | 2  | 2   | 0  | 0  | 1  | 1  | 1  | 0  | 0  | .273 |
| 3/1    | vs. Arizona*      | 3B  | 4  | 2  | 3  | 3   | 1  | 0  | 2  | 0  | 1  | 0  | 0  | .324 |
| 3/2    | vs. Oklahoma St.* | 3B  | 4  | 0  | 1  | 1   | 0  | 0  | 0  | 0  | 0  | 0  | 0  | .317 |
| 3/5    | Southern Miss*    | 3B  | 5  | 2  | 3  | 4   | 1  | 0  | 1  | 0  | 0  | 0  | 0  | .348 |
| TOTALS |                   |     | 46 | 11 | 16 | 18  | 3  | 1  | 6  | 6  | 12 | 1  | 0  | .348 |

### CAREER HITTING STATS

| YEAR  | AVG  | GP-GS | AB  | R  | H  | 2B | 3B | HR | RBI | TB  | SLG% | BB | HP | SO | GDP | OB%  | SF | SH |
|-------|------|-------|-----|----|----|----|----|----|-----|-----|------|----|----|----|-----|------|----|----|
| 2024* | .278 | 48-42 | 162 | 33 | 45 | 8  | 4  | 7  | 34  | 82  | .506 | 29 | 3  | 37 | 4   | .395 | 1  | 0  |
| 2025  | .348 | 12-12 | 46  | 11 | 16 | 3  | 1  | 6  | 18  | 39  | .848 | 6  | 1  | 12 | 0   | .426 | 1  | 0  |
| TOTAL | .313 | 60-54 | 208 | 44 | 61 | 11 | 5  | 13 | 52  | 121 | .677 | 35 | 4  | 49 | 4   | .411 | 2  | 0  |

\*Statistics from Houston



## HITTER PROFILES

# 5 AARON DOWNS

INF/OF | R/R | SR. | 6-0 | 210  
PELLA, IOWA / HERITAGE ACADEMY

### QUICK HITS

- Knocked out first career home run vs Manhattan in season opener
- Stole career-high two bases in series finale vs Manhattan

### SINGLE GAME CAREER HIGHS

|                |    |                               |
|----------------|----|-------------------------------|
| At Bats        | 5  | 5x last at Arkansas (5/10/24) |
| Hits           | 4  | vs LSU (3/17/24)              |
| Runs Scored    | 3  | vs. Arkansas State (3/21/23)  |
| Runs Batted In | 4  | vs Manhattan (2/14/25)        |
| Doubles        | 1  | 5x last vs Arizona (3/1/25)   |
| Triples        | -- | --                            |
| Home Runs      | 1  | 3x last vs Rice (2/28/25)     |
| Walks          | 2  | vs. Arkansas State (3/21/23)  |
| Stolen Bases   | 2  | vs Manhattan (2/16/25)        |

### MISCELLANEOUS STATS

|             | 2025 | CAREER |
|-------------|------|--------|
| 2 Hit Game  | 1    | 8      |
| 3 Hit Game  | --   | 1      |
| 4+ Hit Game | --   | 1      |
| 2 RBI Game  | --   | 2      |
| 3 RBI Game  | 1    | 2      |
| 4+ RBI Game | 1    | 1      |

### DOWNS' GAME-BY-GAME HITTING STATS

| DATE   | OPP              | POS   | AB | R | H | RBI | 2B | 3B | HR | BB | K | SB | CS | AVG  |
|--------|------------------|-------|----|---|---|-----|----|----|----|----|---|----|----|------|
| 2/14   | Manhattan        | PH/RF | 1  | 1 | 1 | 3   | 0  | 0  | 1  | 0  | 0 | 0  | 0  | .750 |
| 2/14   | Manhattan*       | LF    | 3  | 1 | 2 | 4   | 0  | 0  | 0  | 0  | 1 | 0  | 0  | .667 |
| 2/16   | Manhattan*       | LF    | 3  | 1 | 1 | 0   | 0  | 0  | 0  | 1  | 0 | 2  | 0  | .571 |
| 2/21   | Missouri St.*    | LF    | 1  | 1 | 0 | 0   | 0  | 0  | 0  | 0  | 0 | 1  | 0  | .500 |
| 2/22   | Missouri St.     | LF    | 1  | 0 | 0 | 0   | 0  | 0  | 0  | 0  | 0 | 0  | 0  | .444 |
| 2/23   | Missouri St.*    | RF/LF | 3  | 1 | 1 | 1   | 0  | 0  | 1  | 0  | 1 | 0  | 0  | .417 |
| 2/25   | Troy*            | RF    | 4  | 0 | 0 | 0   | 0  | 0  | 0  | 1  | 1 | 0  | 0  | .313 |
| 2/28   | vs. Rice         | PH    | 1  | 1 | 1 | 1   | 0  | 0  | 1  | 0  | 0 | 0  | 0  | .353 |
| 3/1    | vs. Arizona*     | LF    | 4  | 1 | 1 | 0   | 1  | 0  | 0  | 0  | 1 | 0  | 0  | .333 |
| 3/2    | vs. Oklahoma St. | PH/RF | 2  | 0 | 0 | 0   | 0  | 0  | 0  | 0  | 0 | 0  | 0  | .304 |
| 3/5    | Southern Miss    | PH/RF | 1  | 0 | 0 | 0   | 0  | 0  | 0  | 0  | 0 | 0  | 0  | .292 |
| TOTALS |                  |       | 24 | 7 | 7 | 9   | 1  | 0  | 3  | 2  | 4 | 3  | 0  | .292 |

### CAREER HITTING STATS

| YEAR  | AVG  | GP-GS | AB  | R     | H   | 2B | 3B | HR | RBI | TB | SLG% | BB | HP | SO | GDP | OB%  | SF | SH |
|-------|------|-------|-----|-------|-----|----|----|----|-----|----|------|----|----|----|-----|------|----|----|
| 2022  | .206 | 18-7  | 34  | 5     | 7   | 3  | 0  | 0  | 2   | 10 | .294 | 4  | 1  | 15 | 0   | .308 | 0  | 1  |
| 2023  | .261 | 19-2  | 23  | 4     | 6   | 0  | 0  | 0  | 1   | 6  | .261 | 5  | 0  | 9  | 1   | .393 | 0  | 0  |
| 2024  | .305 | 30-24 | 95  | 16    | 29  | 4  | 0  | 0  | 9   | 33 | .347 | 13 | 1  | 31 | 3   | .394 | 0  | 2  |
| 2025  | .292 | 11-6  | 24  | 7     | 7   | 1  | 0  | 3  | 9   | 17 | .708 | 2  | 2  | 4  | 1   | .379 | 1  | 0  |
| TOTAL |      |       | 278 | 78-39 | 176 | 32 | 49 | 8  | 0   | 3  | 21   | 66 | 4  | 59 | 5   | .376 | 1  | 3  |

# 6 LANDIS DAVILA

OF | L/R | FR. | 6-3 | 200  
FARRAGUT, TENN. / FARRAGUT HS

### QUICK HITS

- Won three state titles with Farragut High School (2022,2023,2024)
- Earned MVP honors in the 2024 season
- Named All-State member in 2022, 2023, and 2024

### SINGLE GAME CAREER HIGHS

|                |    |                        |
|----------------|----|------------------------|
| At Bats        | 1  | vs Manhattan (2/14/25) |
| Hits           | -- | --                     |
| Runs Scored    | -- | --                     |
| Runs Batted In | -- | --                     |
| Doubles        | -- | --                     |
| Triples        | -- | --                     |
| Home Runs      | -- | --                     |
| Walks          | -- | --                     |
| Stolen Bases   | -- | --                     |

### MISCELLANEOUS STATS

|             | 2025 | CAREER |
|-------------|------|--------|
| 2 Hit Game  | --   | --     |
| 3 Hit Game  | --   | --     |
| 4+ Hit Game | --   | --     |
| 2 RBI Game  | --   | --     |
| 3 RBI Game  | --   | --     |
| 4+ RBI Game | --   | --     |

### DAVILA'S GAME-BY-GAME HITTING STATS

| DATE   | OPP       | POS   | AB | R | H | RBI | 2B | 3B | HR | BB | K | SB | CS | AVG  |
|--------|-----------|-------|----|---|---|-----|----|----|----|----|---|----|----|------|
| 2/14   | Manhattan | PH/RF | 1  | 0 | 0 | 0   | 0  | 0  | 0  | 0  | 0 | 1  | 0  | .000 |
| 2/14   | Manhattan | PH    | 1  | 0 | 0 | 0   | 0  | 0  | 0  | 0  | 0 | 0  | 0  | .000 |
| TOTALS |           |       | 2  | 0 | 0 | 0   | 0  | 0  | 0  | 0  | 0 | 1  | 0  | .000 |

### CAREER HITTING STATS

| YEAR  | AVG  | GP-GS | AB   | R   | H | 2B | 3B | HR | RBI | TB | SLG% | BB | HP | SO | GDP | OB%  | SF | SH |
|-------|------|-------|------|-----|---|----|----|----|-----|----|------|----|----|----|-----|------|----|----|
| 2025  | .000 | 2-0   | 2    | 0   | 0 | 0  | 0  | 0  | 0   | 0  | .000 | 0  | 0  | 1  | 0   | .000 | 0  | 0  |
| TOTAL |      |       | .000 | 2-0 | 2 | 0  | 0  | 0  | 0   | 0  | .000 | 0  | 0  | 1  | 0   | .000 | 0  | 0  |

## HITTER PROFILES

# 7 REED STALLMAN

INF | L/R | SR. | 6-3 | 220  
ROBBINS, IOWA / CAMPBELL

### QUICK HITS

- Four of his five hits have gone for extra-bases in 2025
- His 15 home runs and 13 HBP ranked third among Campbell
- Drew 13 walks in Campbell's first six games
- Ranked second on the team with 53 RBIs

### SINGLE GAME CAREER HIGHS

|                |    |                                     |
|----------------|----|-------------------------------------|
| At Bats        | 5  | 10x last vs Troy (2/25/25)          |
| Hits           | 3  | 2x last vs Oklahoma St. (3/2/25)    |
| Runs Scored    | 4  | Ohio (2/24/24)*                     |
| Runs Batted In | 4  | 2x last vs Oklahoma St. (3/2/25)    |
| Doubles        | 2  | vs Troy (2/25/25)                   |
| Triples        | -- | --                                  |
| Home Runs      | 2  | 2x last vs Oklahoma St. (3/2/25)    |
| Walks          | 3  | 3x last at Hofstra (4/21/2024)*     |
| Stolen Bases   | 1  | 8x last William and Mary (5/16/24)* |

\*Career highs from Campbell

### MISCELLANEOUS STATS

|             | 2025 | CAREER |
|-------------|------|--------|
| 2 Hit Game  | 1    | 8      |
| 3 Hit Game  | 1    | 2      |
| 4+ Hit Game | --   | --     |
| 2 RBI Game  | 2    | 11     |
| 3 RBI Game  | 1    | 7      |
| 4+ RBI Game | 1    | 2      |

### STALLMAN'S GAME-BY-GAME HITTING STATS

| DATE   | OPP               | POS   | AB | R | H  | RBI | 2B | 3B | HR | BB | K | SB | CS | AVG   |
|--------|-------------------|-------|----|---|----|-----|----|----|----|----|---|----|----|-------|
| 2/14   | Manhattan*        | LF    | 2  | 0 | 0  | 0   | 0  | 0  | 0  | 1  | 1 | 0  | 0  | .333  |
| 2/14   | Manhattan         | PH    | 1  | 1 | 1  | 3   | 0  | 0  | 1  | 0  | 0 | 0  | 0  | 1.000 |
| 2/18   | at Southern Miss* | LF    | 3  | 0 | 0  | 0   | 0  | 0  | 0  | 0  | 1 | 0  | 0  | .167  |
| 2/22   | Missouri St.      | PH/RF | 3  | 1 | 1  | 1   | 0  | 0  | 1  | 0  | 0 | 0  | 0  | .222  |
| 2/23   | Missouri St.      | PH    | 1  | 0 | 1  | 0   | 0  | 0  | 0  | 0  | 0 | 0  | 0  | .300  |
| 2/25   | Troy*             | LF    | 5  | 0 | 2  | 0   | 2  | 0  | 0  | 0  | 2 | 0  | 0  | .333  |
| 2/28   | vs. Rice*         | LF    | 2  | 0 | 1  | 2   | 0  | 0  | 0  | 1  | 1 | 0  | 0  | .353  |
| 3/1    | vs. Arizona*      | 1B    | 3  | 0 | 0  | 0   | 0  | 0  | 0  | 0  | 2 | 0  | 0  | .300  |
| 3/2    | vs. Oklahoma St.* | LF    | 4  | 2 | 3  | 4   | 0  | 0  | 2  | 0  | 1 | 0  | 0  | .375  |
| 3/5    | Southern Miss*    | LF    | 3  | 1 | 1  | 2   | 0  | 0  | 0  | 1  | 1 | 0  | 0  | .370  |
| TOTALS |                   |       | 27 | 5 | 10 | 12  | 2  | 0  | 4  | 3  | 9 | 0  | 0  | .370  |

### CAREER HITTING STATS

| YEAR  | AVG  | GP-GS | AB  | R  | H  | 2B | 3B | HR | RBI | TB  | SLG% | BB | HP | SO | GDP | OB%  | SF | SH |
|-------|------|-------|-----|----|----|----|----|----|-----|-----|------|----|----|----|-----|------|----|----|
| 2024* | .239 | 47-47 | 159 | 48 | 38 | 6  | 0  | 15 | 53  | 89  | .560 | 47 | 13 | 43 | 0   | .441 | 3  | 1  |
| 2025  | .370 | 10-7  | 27  | 5  | 10 | 2  | 0  | 4  | 12  | 24  | .889 | 3  | 1  | 9  | 0   | .452 | 0  | 0  |
| TOTAL | .305 | 57-54 | 186 | 53 | 48 | 8  | 0  | 19 | 65  | 115 | .725 | 50 | 14 | 52 | 0   | .447 | 3  | 1  |

\*Statistics from Campbell

# 10 DYLAN CUPP

INF | R/R | SO. | 6-0 | 181  
CEDARTOWN, GA. / CEDARTOWN HS

### QUICK HITS

- Set a career-high with four hits against Evansville on March 10, 2024
- Recorded four multi-RBI games in 2024

### SINGLE GAME CAREER HIGHS

|                |    |                                    |
|----------------|----|------------------------------------|
| At Bats        | 5  | 2x last vs Troy (2/25/25)          |
| Hits           | 4  | vs. Evansville (3/10/24)           |
| Runs Scored    | 2  | 6x last vs Southern Miss (3/5/25)  |
| Runs Batted In | 3  | vs. Evansville (3/10/24)           |
| Doubles        | 1  | 8x last vs Southern Miss (3/5/25)  |
| Triples        | -- | --                                 |
| Home Runs      | -- | --                                 |
| Walks          | 3  | 2x last vs Manhattan (2/14/25)     |
| Stolen Bases   | 1  | 5x last vs. Missouri St. (2/22/25) |

### MISCELLANEOUS STATS

|             | 2025 | CAREER |
|-------------|------|--------|
| 2 Hit Game  | 3    | 4      |
| 3 Hit Game  | --   | --     |
| 4+ Hit Game | --   | 1      |
| 2 RBI Game  | --   | 3      |
| 3 RBI Game  | --   | 1      |
| 4+ RBI Game | --   | --     |

### CUPP'S GAME-BY-GAME HITTING STATS

| DATE   | OPP               | POS | AB | R | H | RBI | 2B | 3B | HR | BB | K | SB | CS | AVG  |
|--------|-------------------|-----|----|---|---|-----|----|----|----|----|---|----|----|------|
| 2/14   | Manhattan*        | SS  | 1  | 1 | 0 | 1   | 0  | 0  | 0  | 1  | 0 | 0  | 0  | .000 |
| 2/14   | Manhattan*        | SS  | 1  | 0 | 0 | 1   | 0  | 0  | 0  | 3  | 0 | 0  | 0  | .000 |
| 2/16   | Manhattan*        | SS  | 3  | 0 | 2 | 1   | 1  | 0  | 0  | 1  | 1 | 0  | 0  | .400 |
| 2/18   | at Southern Miss* | SS  | 3  | 0 | 0 | 0   | 0  | 0  | 0  | 0  | 0 | 0  | 0  | .250 |
| 2/21   | Missouri St.*     | SS  | 2  | 0 | 0 | 0   | 0  | 0  | 0  | 1  | 1 | 0  | 0  | .200 |
| 2/22   | Missouri St.*     | SS  | 2  | 2 | 1 | 0   | 1  | 0  | 0  | 2  | 1 | 1  | 0  | .250 |
| 2/23   | Missouri St.*     | SS  | 3  | 0 | 2 | 1   | 0  | 0  | 0  | 1  | 1 | 0  | 0  | .333 |
| 2/25   | Troy*             | SS  | 5  | 1 | 1 | 0   | 0  | 0  | 0  | 0  | 1 | 0  | 0  | .300 |
| 2/28   | vs. Rice*         | SS  | 3  | 2 | 1 | 1   | 1  | 0  | 0  | 0  | 1 | 0  | 0  | .304 |
| 3/1    | vs. Arizona*      | SS  | 2  | 0 | 0 | 0   | 0  | 0  | 0  | 0  | 1 | 0  | 0  | .280 |
| 3/2    | vs. Oklahoma St.* | SS  | 3  | 1 | 0 | 0   | 0  | 0  | 0  | 1  | 0 | 0  | 0  | .250 |
| 3/5    | Southern Miss*    | SS  | 2  | 2 | 2 | 0   | 1  | 0  | 0  | 2  | 0 | 0  | 0  | .300 |
| TOTALS |                   |     | 30 | 9 | 9 | 5   | 4  | 0  | 0  | 12 | 7 | 1  | 0  | .300 |

### CAREER HITTING STATS

| YEAR  | AVG  | GP-GS | AB | R  | H  | 2B | 3B | HR | RBI | TB | SLG% | BB | HP | SO | GDP | OB%  | SF | SH |
|-------|------|-------|----|----|----|----|----|----|-----|----|------|----|----|----|-----|------|----|----|
| 2024  | .258 | 22-21 | 66 | 13 | 17 | 4  | 0  | 0  | 13  | 21 | .318 | 11 | 1  | 14 | 1   | .367 | 1  | 5  |
| 2025  | .300 | 12-12 | 30 | 9  | 9  | 4  | 0  | 0  | 5   | 13 | .433 | 12 | 3  | 7  | 0   | .533 | 0  | 1  |
| TOTAL | .271 | 34-33 | 96 | 22 | 26 | 8  | 0  | 0  | 18  | 34 | .354 | 23 | 4  | 21 | 1   | .427 | 1  | 6  |



HITTER PROFILES

13 NATE CHESTER

INF | R/R | SR. | 6-2 | 190  
KANSAS CITY, MO. / JOHN A. LOGAN CC

QUICK HITS

- Made 26 appearances with eight starts at third base last season
- Ended the season with .206 batting average

SINGLE GAME CAREER HIGHS

|                |    |                                  |
|----------------|----|----------------------------------|
| At Bats        | 5  | at Florida (3/30/24)             |
| Hits           | 1  | 10x last vs Vanderbilt (5/23/24) |
| Runs Scored    | 1  | 9x last at Arkansas (5/10/24)    |
| Runs Batted In | 1  | 4x last vs Vanderbilt (5/23/24)  |
| Doubles        | 1  | 2x last vs Missouri (5/18/24)    |
| Triples        | -- | --                               |
| Home Runs      | -- | --                               |
| Walks          | 3  | vs. Austin Peay (2/21/24)        |
| Stolen Bases   | -- | --                               |

MISCELLANEOUS STATS

|             | 2025 | CAREER |
|-------------|------|--------|
| 2 Hit Game  | --   | --     |
| 3 Hit Game  | --   | --     |
| 4+ Hit Game | --   | --     |
| 2 RBI Game  | --   | --     |
| 3 RBI Game  | --   | --     |
| 4+ RBI Game | --   | --     |

CHESTER'S GAME-BY-GAME HITTING STATS

| DATE   | OPP       | POS   | AB | R | H | RBI | 2B | 3B | HR | BB | K | SB | CS | AVG  |
|--------|-----------|-------|----|---|---|-----|----|----|----|----|---|----|----|------|
| 2/14   | Manhattan | PH/3B | 1  | 0 | 0 | 0   | 0  | 0  | 0  | 0  | 1 | 0  | 0  | .000 |
| TOTALS |           |       | 1  | 0 | 0 | 0   | 0  | 0  | 0  | 0  | 1 | 0  | 0  | .000 |

CAREER HITTING STATS

| YEAR  | AVG  | GP-GS | AB | R | H  | 2B | 3B | HR | RBI | TB | SLG% | BB | HP | SO | GDP | OB%  | SF | SH |
|-------|------|-------|----|---|----|----|----|----|-----|----|------|----|----|----|-----|------|----|----|
| 2023  | .211 | 15-4  | 19 | 2 | 4  | 1  | 0  | 0  | 2   | 5  | .263 | 2  | 2  | 4  | 0   | .348 | 0  | 0  |
| 2024  | .206 | 28-8  | 34 | 7 | 7  | 2  | 0  | 0  | 3   | 9  | .265 | 10 | 0  | 7  | 1   | .386 | 0  | 1  |
| 2025  | .000 | 1-0   | 1  | 0 | 0  | 0  | 0  | 0  | 0   | 0  | .000 | 0  | 0  | 1  | 0   | .000 | 0  | 0  |
| TOTAL | .139 | 44-12 | 54 | 9 | 11 | 3  | 0  | 0  | 5   | 14 | .176 | 12 | 2  | 12 | 1   | .245 | 0  | 1  |

22 ROSS HIGHFILL

C | R/R | SO. | 6-0 | 200  
MADISON, MISS. / MADISON CENTRAL HS

QUICK HITS

- Has started games in Right Field and at catcher
- Missed 2024 with injury
- Collected seven multiple RBI games in 2023
- Hit three home runs against Lipscomb in 2023, the first Dawg to do this since 2017
- In the 2023 series at Alabama, Highfill batted .545 collecting five RBIs, three home runs and a walk

SINGLE GAME CAREER HIGHS

|                |   |                                |
|----------------|---|--------------------------------|
| At Bats        | 5 | 8x last vs Rice (2/28/25)      |
| Hits           | 3 | 3x last at Alabama (4/6/23)    |
| Runs Scored    | 3 | 3x last vs Manhattan (2/14/25) |
| Runs Batted In | 4 | 2x last at Alabama (4/6/23)    |
| Doubles        | 2 | vs. ULM (2/22/23)              |
| Triples        | 1 | vs Rice (2/28/25)              |
| Home Runs      | 3 | vs. Lipscomb (3/11/23)         |
| Walks          | 3 | at Auburn (4/23/23)            |
| Stolen Bases   | 2 | vs Missouri St. (2/22/25)      |

MISCELLANEOUS STATS

|             | 2025 | CAREER |
|-------------|------|--------|
| 2 Hit Game  | 2    | 5      |
| 3 Hit Game  | --   | 3      |
| 4+ Hit Game | --   | --     |
| 2 RBI Game  | 2    | 7      |
| 3 RBI Game  | --   | --     |
| 4+ RBI Game | --   | 2      |

HIGHFILL'S GAME-BY-GAME HITTING STATS

| DATE   | OPP               | POS  | AB | R  | H  | RBI | 2B | 3B | HR | BB | K | SB | CS | AVG  |
|--------|-------------------|------|----|----|----|-----|----|----|----|----|---|----|----|------|
| 2/14   | Manhattan*        | C    | 2  | 2  | 1  | 2   | 0  | 0  | 0  | 1  | 0 | 0  | 0  | .500 |
| 2/14   | Manhattan*        | RF/C | 2  | 3  | 1  | 0   | 1  | 0  | 0  | 2  | 0 | 1  | 0  | .500 |
| 2/16   | Manhattan*        | C    | 5  | 0  | 0  | 0   | 0  | 0  | 0  | 0  | 2 | 0  | 0  | .222 |
| 2/18   | at Southern Miss* | C    | 4  | 0  | 0  | 0   | 0  | 0  | 0  | 0  | 0 | 0  | 0  | .154 |
| 2/21   | Missouri St.*     | C    | 4  | 1  | 1  | 0   | 0  | 0  | 0  | 0  | 1 | 0  | 0  | .176 |
| 2/22   | Missouri St.*     | RF/C | 5  | 1  | 1  | 0   | 0  | 0  | 0  | 0  | 1 | 2  | 0  | .182 |
| 2/23   | Missouri St.*     | C    | 4  | 1  | 1  | 0   | 0  | 0  | 0  | 0  | 1 | 1  | 0  | .192 |
| 2/25   | Troy*             | C    | 4  | 1  | 1  | 0   | 0  | 0  | 0  | 0  | 1 | 0  | 0  | .200 |
| 2/28   | vs. Rice*         | C    | 5  | 1  | 2  | 2   | 0  | 1  | 0  | 0  | 1 | 0  | 0  | .229 |
| 3/1    | vs. Arizona*      | C    | 4  | 1  | 2  | 1   | 0  | 0  | 0  | 0  | 1 | 1  | 0  | .256 |
| 3/2    | vs. Oklahoma St.* | C    | 2  | 0  | 0  | 0   | 0  | 0  | 0  | 0  | 1 | 0  | 0  | .244 |
| 3/5    | Southern Miss*    | C    | 3  | 1  | 0  | 0   | 0  | 0  | 0  | 1  | 0 | 1  | 0  | .227 |
| TOTALS |                   |      | 44 | 12 | 10 | 5   | 1  | 1  | 0  | 4  | 9 | 6  | 0  | .227 |

CAREER HITTING STATS

| YEAR  | AVG  | GP-GS | AB  | R  | H  | 2B | 3B | HR | RBI | TB | SLG% | BB | HP | SO | GDP | OB%  | SF | SH |
|-------|------|-------|-----|----|----|----|----|----|-----|----|------|----|----|----|-----|------|----|----|
| 2023  | .231 | 39-36 | 121 | 25 | 28 | 8  | 0  | 9  | 28  | 63 | .521 | 12 | 3  | 38 | 5   | .312 | 2  | 4  |
| 2024  | .100 | 4-3   | 10  | 1  | 1  | 0  | 0  | 0  | 2   | 1  | .100 | 1  | 1  | 4  | 0   | .214 | 2  | 0  |
| 2025  | .227 | 12-12 | 44  | 12 | 10 | 1  | 1  | 0  | 5   | 13 | .295 | 4  | 4  | 9  | 1   | .346 | 0  | 0  |
| TOTAL | .223 | 55-51 | 175 | 38 | 39 | 9  | 1  | 9  | 35  | 47 | .440 | 17 | 8  | 51 | 6   | .314 | 4  | 4  |





## HITTER PROFILES

# 23 JACKSON OWEN

C | R/R | SR. | 5-10 | 199  
STARKVILLE, MISS. / NE MISSISSIPPI CC

### QUICK HITS

- NJCAA Gold Glove winning catcher in 2023
- During his redshirt season in 2024, was the Diamond Dawgs first base coach

### SINGLE GAME CAREER HIGHS

|                |    |                                   |
|----------------|----|-----------------------------------|
| At Bats        | 1  | 2x last vs Southern Miss (3/5/25) |
| Hits           | -- | --                                |
| Runs Scored    | -- | --                                |
| Runs Batted In | -- | --                                |
| Doubles        | -- | --                                |
| Triples        | -- | --                                |
| Home Runs      | -- | --                                |
| Walks          | -- | --                                |
| Stolen Bases   | -- | --                                |

### MISCELLANEOUS STATS

|             | 2025 | CAREER |
|-------------|------|--------|
| 2 Hit Game  | --   | --     |
| 3 Hit Game  | --   | --     |
| 4+ Hit Game | --   | --     |
| 2 RBI Game  | --   | --     |
| 3 RBI Game  | --   | --     |
| 4+ RBI Game | --   | --     |

### OWEN'S GAME-BY-GAME HITTING STATS

| DATE   | OPP              | POS  | AB | R | H | RBI | 2B | 3B | HR | BB | K | SB | CS | AVG  |
|--------|------------------|------|----|---|---|-----|----|----|----|----|---|----|----|------|
| 2/14   | Manhattan        | PH/C | 1  | 0 | 0 | 0   | 0  | 0  | 0  | 0  | 0 | 0  | 0  | .000 |
| 3/2    | vs. Oklahoma St. | C    | 0  | 0 | 0 | 0   | 0  | 0  | 0  | 0  | 0 | 0  | 0  | .000 |
| 3/5    | Southern Miss    | PH/C | 1  | 0 | 0 | 0   | 0  | 0  | 0  | 0  | 1 | 0  | 0  | .000 |
| TOTALS |                  |      | 2  | 0 | 0 | 0   | 0  | 0  | 0  | 0  | 1 | 0  | 0  | .000 |

### CAREER HITTING STATS

| YEAR  | AVG  | GP-GS | AB | R | H | 2B | 3B | HR | RBI | TB | SLG%      | BB | HP | SO | GDP | OB%  | SF | SH |
|-------|------|-------|----|---|---|----|----|----|-----|----|-----------|----|----|----|-----|------|----|----|
| 2024  |      |       |    |   |   |    |    |    |     |    | -- DNP -- |    |    |    |     |      |    |    |
| 2025  | .000 | 3-0   | 2  | 0 | 0 | 0  | 0  | 0  | 0   | 0  | .000      | 0  | 0  | 1  | 0   | .000 | 0  | 0  |
| TOTAL | .000 | 3-0   | 2  | 0 | 0 | 0  | 0  | 0  | 0   | 0  | .000      | 0  | 0  | 1  | 0   | .000 | 0  | 0  |

# 32 MICHAEL O'BRIEN

OF | L/L | SO. | 6-0 | 185  
RIVER RIDGE, LA. / JOHN CURTIS CHRISTIAN

### QUICK HITS

- Earned his third start of his career on Feb. 22 against Missouri State

### SINGLE GAME CAREER HIGHS

|                |    |                                   |
|----------------|----|-----------------------------------|
| At Bats        | 2  | 4x last vs Missouri St. (2/22/25) |
| Hits           | 1  | 3x last vs Southern Miss (3/5/25) |
| Runs Scored    | 2  | North Alabama (5/14/24)           |
| Runs Batted In | 1  | Alcorn State (4/16/24)            |
| Doubles        | 1  | vs Manhattan (2/14/25)            |
| Triples        | -- | --                                |
| Home Runs      | -- | --                                |
| Walks          | 2  | North Alabama (5/14/24)           |
| Stolen Bases   | 1  | Evansville (3/10/24)              |

### MISCELLANEOUS STATS

|             | 2025 | CAREER |
|-------------|------|--------|
| 2 Hit Game  | --   | --     |
| 3 Hit Game  | --   | --     |
| 4+ Hit Game | --   | --     |
| 2 RBI Game  | --   | --     |
| 3 RBI Game  | --   | --     |
| 4+ RBI Game | --   | --     |

### O'BRIEN'S GAME-BY-GAME HITTING STATS

| DATE   | OPP            | POS   | AB | R | H | RBI | 2B | 3B | HR | BB | K | SB | CS | AVG  |
|--------|----------------|-------|----|---|---|-----|----|----|----|----|---|----|----|------|
| 2/14   | Manhattan      | PH/CF | 2  | 1 | 1 | 0   | 1  | 0  | 0  | 0  | 0 | 0  | 0  | .500 |
| 2/14   | Manhattan      | CF    | 0  | 0 | 0 | 0   | 0  | 0  | 0  | 0  | 0 | 0  | 0  | .000 |
| 2/16   | Manhattan      | CF    | 0  | 0 | 0 | 0   | 0  | 0  | 0  | 0  | 0 | 0  | 0  | .500 |
| 2/21   | Missouri St.   | PR/CF | 0  | 1 | 0 | 0   | 0  | 0  | 0  | 0  | 0 | 0  | 0  | .500 |
| 2/22   | Missouri St.*  | CF    | 2  | 0 | 0 | 0   | 0  | 0  | 0  | 1  | 0 | 0  | 0  | .250 |
| 2/23   | Missouri St.   | CF    | 0  | 0 | 0 | 0   | 0  | 0  | 0  | 0  | 0 | 0  | 0  | .250 |
| 2/25   | Troy           | PR    | 0  | 0 | 0 | 0   | 0  | 0  | 0  | 0  | 0 | 0  | 0  | .250 |
| 3/1    | vs. Arizona    | PR    | 0  | 0 | 0 | 0   | 0  | 0  | 0  | 0  | 0 | 0  | 0  | .250 |
| 3/5    | Southern Miss* | PH/CF | 1  | 0 | 1 | 0   | 0  | 0  | 0  | 0  | 0 | 0  | 0  | .400 |
| TOTALS |                |       | 5  | 2 | 2 | 0   | 1  | 0  | 0  | 1  | 0 | 0  | 0  | .400 |

### CAREER HITTING STATS

| YEAR  | AVG  | GP-GS | AB | R | H | 2B | 3B | HR | RBI | TB | SLG% | BB | HP | SO | GDP | OB%  | SF | SH |
|-------|------|-------|----|---|---|----|----|----|-----|----|------|----|----|----|-----|------|----|----|
| 2024  | .125 | 23-2  | 8  | 4 | 1 | 0  | 0  | 0  | 1   | 1  | .125 | 5  | 0  | 1  | 0   | .462 | 0  | 0  |
| 2025  | .400 | 9-1   | 5  | 2 | 2 | 1  | 0  | 0  | 0   | 3  | .600 | 1  | 0  | 0  | 0   | .500 | 0  | 0  |
| TOTAL | .231 | 33-3  | 13 | 7 | 3 | 1  | 0  | 0  | 1   | 4  | .308 | 6  | 0  | 1  | 0   | .474 | 0  | 0  |



HITTER PROFILES

34 GEHRIG FREI

INF | S/R | SR. | 6-1 | 200  
ALPHARETTA, GA. / NORTH ALABAMA

QUICK HITS

- Hit a leadoff homer against Missouri State in his first start as a Dawg
- 2024 CSC Academic All-District
- 2024 Third Team All-ASUN (3B)

SINGLE GAME CAREER HIGHS

|                |    |                                    |
|----------------|----|------------------------------------|
| At Bats        | 6  | 4x last at Bellarmine (4/14/2024)* |
| Hits           | 5  | 2x last at Bellarmine (4/14/2024)* |
| Runs Scored    | 4  | 2x last vs Samford (5/1/2024)*     |
| Runs Batted In | 6  | 2x last vs Samford (5/1/2024)*     |
| Doubles        | 2  | 2x last at Bellarmine (4/16/2024)* |
| Triples        | -- | --                                 |
| Home Runs      | 2  | last vs Samford (5/1/2024)*        |
| Walks          | 3  | at Bellarmine (4/13/2024)*         |
| Stolen Bases   | 1  | 5x last vs Arizona (3/1/25)        |

\*Career highs from North Alabama

MISCELLANEOUS STATS

|             | 2025 | CAREER |
|-------------|------|--------|
| 2 Hit Game  | 1    | 28     |
| 3 Hit Game  | 2    | 11     |
| 4+ Hit Game | --   | 1      |
| 2 RBI Game  | 1    | 7      |
| 3 RBI Game  | --   | 6      |
| 4+ RBI Game | --   | 5      |

FREI'S GAME-BY-GAME HITTING STATS

| DATE   | OPP               | POS   | AB | R | H  | RBI | 2B | 3B | HR | BB | K | SB | CS | AVG   |
|--------|-------------------|-------|----|---|----|-----|----|----|----|----|---|----|----|-------|
| 2/14   | Manhattan         | 3B/1B | 1  | 0 | 0  | 0   | 0  | 0  | 0  | 0  | 0 | 0  | 0  | .500  |
| 2/14   | Manhattan         | PH    | 1  | 1 | 1  | 0   | 0  | 0  | 0  | 0  | 0 | 1  | 0  | 1.000 |
| 2/22   | Missouri St.      | PH    | 0  | 1 | 0  | 0   | 0  | 0  | 0  | 0  | 0 | 0  | 0  | .500  |
| 2/23   | Missouri St.*     | 2B    | 4  | 1 | 2  | 1   | 0  | 0  | 1  | 0  | 0 | 0  | 0  | .500  |
| 2/25   | Troy*             | 2B    | 4  | 2 | 3  | 0   | 1  | 0  | 0  | 0  | 0 | 0  | 0  | .600  |
| 2/28   | vs. Rice*         | 1B    | 5  | 2 | 3  | 2   | 1  | 0  | 0  | 0  | 0 | 0  | 0  | .600  |
| 3/1    | vs. Arizona*      | 2B/1B | 5  | 0 | 1  | 1   | 0  | 0  | 0  | 0  | 1 | 1  | 0  | .500  |
| 3/2    | vs. Oklahoma St.* | 2B    | 2  | 0 | 0  | 0   | 0  | 0  | 0  | 0  | 0 | 0  | 0  | .455  |
| 3/5    | Southern Miss     | PH    | 1  | 1 | 1  | 0   | 0  | 0  | 0  | 0  | 0 | 0  | 0  | .478  |
| TOTALS |                   |       | 23 | 8 | 11 | 4   | 2  | 0  | 1  | 0  | 1 | 2  | 0  | .478  |

CAREER HITTING STATS

| YEAR  | AVG  | GP-GS   | AB  | R  | H   | 2B | 3B | HR | RBI | TB  | SLG% | BB | HP | SO | GDP | OB%  | SF | SH |
|-------|------|---------|-----|----|-----|----|----|----|-----|-----|------|----|----|----|-----|------|----|----|
| 2023* | .293 | 51-51   | 193 | 32 | 58  | 13 | 0  | 7  | 31  | 92  | .465 | 22 | 4  | 40 | 3   | .373 | 1  | 2  |
| 2024* | .320 | 54-54   | 206 | 51 | 66  | 12 | 0  | 15 | 49  | 123 | .597 | 25 | 11 | 26 | 7   | .420 | 1  | 0  |
| 2025  | .478 | 9-5     | 23  | 8  | 11  | 2  | 0  | 1  | 4   | 16  | .696 | 0  | 2  | 1  | 1   | .520 | 0  | 0  |
| TOTAL | .364 | 114-110 | 422 | 91 | 135 | 27 | 0  | 23 | 84  | 231 | .586 | 47 | 17 | 67 | 8   | .438 | 2  | 2  |

\*Statistics from North Alabama

38 BRYCE CHANCE

OF | R/R | SR. | 5-10 | 180  
RIDGELAND, MISS. / MADISON-RIDGELAND ACADEMY

QUICK HITS

- Hit safely in the last seven games
- Has six multihit games on the season
- Hardest player to strike out in the SEC in 2024

SINGLE GAME CAREER HIGHS

|                |   |                                    |
|----------------|---|------------------------------------|
| At Bats        | 6 | at Ole Miss (4/13/24)              |
| Hits           | 3 | 5x last vs. Manhattan (2/14/25)    |
| Runs Scored    | 4 | vs Southern Miss (3/5/25)          |
| Runs Batted In | 4 | 2x last vs LSU (3/16/24)           |
| Doubles        | 1 | 19x last vs Arizona (3/1/25)       |
| Triples        | 1 | vs Missouri (5/16/24)              |
| Home Runs      | 1 | 10x last vs Southern Miss (3/5/25) |
| Walks          | 3 | vs. Austin Peay (2/21/24)          |
| Stolen Bases   | 2 | vs. Southern Miss (3/5/24)         |

MISCELLANEOUS STATS

|             | 2025 | CAREER |
|-------------|------|--------|
| 2 Hit Game  | 5    | 25     |
| 3 Hit Game  | 1    | 5      |
| 4+ Hit Game | --   | --     |
| 2 RBI Game  | --   | 8      |
| 3 RBI Game  | --   | 4      |
| 4+ RBI Game | --   | 2      |

CHANCE'S GAME-BY-GAME HITTING STATS

| DATE   | OPP               | POS   | AB | R  | H  | RBI | 2B | 3B | HR | BB | K | SB | CS | AVG  |
|--------|-------------------|-------|----|----|----|-----|----|----|----|----|---|----|----|------|
| 2/14   | Manhattan*        | CF    | 3  | 1  | 2  | 1   | 1  | 0  | 0  | 0  | 0 | 1  | 0  | .714 |
| 2/14   | Manhattan*        | CF    | 4  | 3  | 3  | 1   | 1  | 0  | 0  | 0  | 1 | 0  | 0  | .750 |
| 2/16   | Manhattan*        | CF/LF | 2  | 0  | 0  | 0   | 0  | 0  | 0  | 0  | 0 | 0  | 0  | .556 |
| 2/18   | at Southern Miss* | CF    | 3  | 0  | 0  | 0   | 0  | 0  | 0  | 0  | 1 | 0  | 0  | .417 |
| 2/21   | Missouri St.*     | CF/LF | 2  | 0  | 0  | 0   | 0  | 0  | 0  | 2  | 0 | 0  | 0  | .357 |
| 2/22   | Missouri St.*     | LF/CF | 4  | 1  | 2  | 1   | 1  | 0  | 0  | 1  | 0 | 1  | 0  | .389 |
| 2/23   | Missouri St.*     | CF/LF | 4  | 0  | 1  | 0   | 0  | 0  | 0  | 0  | 1 | 0  | 0  | .364 |
| 2/25   | Troy*             | CF    | 5  | 0  | 2  | 0   | 0  | 0  | 0  | 0  | 1 | 1  | 0  | .370 |
| 2/28   | vs. Rice*         | CF    | 4  | 1  | 1  | 0   | 1  | 0  | 0  | 0  | 1 | 0  | 0  | .355 |
| 3/1    | vs. Arizona*      | CF    | 5  | 1  | 1  | 0   | 1  | 0  | 0  | 0  | 2 | 0  | 0  | .333 |
| 3/2    | vs. Oklahoma St.* | CF    | 5  | 2  | 2  | 1   | 0  | 0  | 1  | 0  | 0 | 0  | 0  | .341 |
| 3/5    | Southern Miss*    | CF/LF | 4  | 4  | 2  | 1   | 0  | 0  | 1  | 1  | 0 | 0  | 0  | .356 |
| TOTALS |                   |       | 45 | 13 | 16 | 5   | 5  | 0  | 2  | 4  | 7 | 3  | 0  | .356 |

CAREER HITTING STATS

| YEAR  | AVG  | GP-GS  | AB  | R  | H   | 2B | 3B | HR | RBI | TB  | SLG% | BB | HP | SO | GDP | OB%  | SF | SH |
|-------|------|--------|-----|----|-----|----|----|----|-----|-----|------|----|----|----|-----|------|----|----|
| 2023  | .330 | 36-27  | 100 | 24 | 33  | 4  | 0  | 2  | 22  | 43  | .430 | 20 | 2  | 15 | 3   | .444 | 2  | 1  |
| 2024  | .286 | 61-57  | 217 | 36 | 62  | 11 | 1  | 6  | 36  | 93  | .429 | 26 | 6  | 18 | 5   | .370 | 5  | 0  |
| 2025  | .356 | 12-12  | 45  | 13 | 16  | 5  | 0  | 2  | 5   | 27  | .600 | 4  | 1  | 7  | 0   | .420 | 0  | 1  |
| TOTAL | .307 | 109-96 | 362 | 73 | 111 | 20 | 1  | 10 | 63  | 163 | .450 | 50 | 9  | 40 | 8   | .397 | 7  | 2  |



## HITTER PROFILES

# 41 ETHAN PULLIAM

INF/OF | R/R | SO. | 6-1 | 180  
STARKVILLE, MISS. / STARKVILLE HS

### QUICK HITS

- Hit his first career triple against Missouri State
- Earned his first start of the season against Missouri State in the series finale

### SINGLE GAME CAREER HIGHS

|                |   |                                   |
|----------------|---|-----------------------------------|
| At Bats        | 4 | 5x last at Arkansas (5/12/24)     |
| Hits           | 3 | at Arkansas (5/12/24)             |
| Runs Scored    | 1 | 8x last vs Missouri St. (2/23/25) |
| Runs Batted In | 4 | at Arkansas (5/12/24)             |
| Doubles        | 2 | at Arkansas (5/12/24)             |
| Triples        | 1 | vs Missouri St. (2/23/25)         |
| Home Runs      | 1 | at Arkansas (5/12/24)             |
| Walks          | 2 | at Arkansas (5/11/24)             |
| Stolen Bases   | 1 | at Memphis (4/23/24)              |

### MISCELLANEOUS STATS

|             | 2025 | CAREER |
|-------------|------|--------|
| 2 Hit Game  | --   | 4      |
| 3 Hit Game  | --   | 1      |
| 4+ Hit Game | --   | --     |
| 2 RBI Game  | --   | --     |
| 3 RBI Game  | --   | --     |
| 4+ RBI Game | --   | 1      |

### PULLIAM'S GAME-BY-GAME HITTING STATS

| DATE   | OPP              | POS   | AB | R | H | RBI | 2B | 3B | HR | BB | K | SB | CS | AVG   |
|--------|------------------|-------|----|---|---|-----|----|----|----|----|---|----|----|-------|
| 2/14   | Manhattan        | PH/LF | 1  | 0 | 1 | 0   | 0  | 0  | 0  | 0  | 0 | 0  | 0  | 1.000 |
| 2/14   | Manhattan        | LF    | 0  | 0 | 0 | 0   | 0  | 0  | 0  | 0  | 0 | 0  | 0  | .000  |
| 2/23   | Missouri St.*    | LF    | 3  | 1 | 1 | 0   | 0  | 1  | 0  | 0  | 0 | 0  | 0  | .500  |
| 3/2    | vs. Oklahoma St. | PH    | 1  | 0 | 0 | 0   | 0  | 0  | 0  | 0  | 1 | 0  | 0  | .400  |
| 3/5    | Southern Miss    | PH    | 1  | 0 | 0 | 0   | 0  | 0  | 0  | 0  | 0 | 0  | 0  | .333  |
| TOTALS |                  |       | 6  | 1 | 2 | 0   | 0  | 1  | 0  | 0  | 1 | 0  | 0  | .333  |

### CAREER HITTING STATS

| YEAR  | AVG  | GP-GS | AB | R | H  | 2B | 3B | HR | RBI | TB | SLG% | BB | HP | SO | GDP | OB%  | SF | SH |
|-------|------|-------|----|---|----|----|----|----|-----|----|------|----|----|----|-----|------|----|----|
| 2024  | .227 | 27-20 | 66 | 7 | 15 | 5  | 0  | 1  | 11  | 23 | .348 | 8  | 0  | 13 | 0   | .307 | 1  | 0  |
| 2025  | .333 | 5-1   | 6  | 1 | 2  | 0  | 1  | 0  | 0   | 4  | .667 | 0  | 1  | 1  | 0   | .429 | 0  | 0  |
| TOTAL | .236 | 32-21 | 72 | 8 | 17 | 5  | 1  | 1  | 11  | 27 | .375 | 8  | 1  | 14 | 0   | .317 | 1  | 0  |

# 43 STEVEN SPALLITA

INF/C | L/R | SO. | 6-0 | 185  
MANDEVILLE, LA. / FONTAIN BLEU HS

### QUICK HITS

### SINGLE GAME CAREER HIGHS

|                |    |                                |
|----------------|----|--------------------------------|
| At Bats        | 3  | at Ole Miss (4/13/24)          |
| Hits           | 1  | 2x last vs Manhattan (2/14/25) |
| Runs Scored    | -- | --                             |
| Runs Batted In | -- | --                             |
| Doubles        | -- | --                             |
| Triples        | -- | --                             |
| Home Runs      | -- | --                             |
| Walks          | 1  | vs. Central Arkansas (4/2/24)  |
| Stolen Bases   | -- | --                             |

### MISCELLANEOUS STATS

|             | 2025 | CAREER |
|-------------|------|--------|
| 2 Hit Game  | --   | --     |
| 3 Hit Game  | --   | --     |
| 4+ Hit Game | --   | --     |
| 2 RBI Game  | --   | --     |
| 3 RBI Game  | --   | --     |
| 4+ RBI Game | --   | --     |

### SPALLITA'S GAME-BY-GAME HITTING STATS

| DATE   | OPP       | POS   | AB | R | H | RBI | 2B | 3B | HR | BB | K | SB | CS | AVG  |
|--------|-----------|-------|----|---|---|-----|----|----|----|----|---|----|----|------|
| 2/14   | Manhattan | PH/DH | 2  | 0 | 1 | 0   | 0  | 0  | 0  | 0  | 1 | 0  | 0  | .500 |
| TOTALS |           |       | 2  | 0 | 1 | 0   | 0  | 0  | 0  | 0  | 1 | 0  | 0  | .500 |

### CAREER HITTING STATS

| YEAR  | AVG  | GP-GS | AB | R | H | 2B | 3B | HR | RBI | TB | SLG% | BB | HP | SO | GDP | OB%  | SF | SH |
|-------|------|-------|----|---|---|----|----|----|-----|----|------|----|----|----|-----|------|----|----|
| 2024  | .100 | 8-3   | 10 | 0 | 1 | 0  | 0  | 0  | 0   | 1  | .100 | 1  | 1  | 3  | 0   | .250 | 0  | 0  |
| 2025  | .500 | 1-0   | 2  | 0 | 1 | 0  | 0  | 0  | 0   | 1  | .500 | 0  | 0  | 1  | 0   | .500 | 0  | 0  |
| TOTAL | .167 | 9-3   | 12 | 0 | 2 | 0  | 0  | 0  | 0   | 2  | .167 | 1  | 1  | 4  | 0   | .286 | 0  | 0  |



## HITTER PROFILES

# 44 HUNTER HINES

INF/OF | L/R | SR. | 6-3 | 209  
MADISON, MISS. / MADISON CENTRAL HS

### QUICK HITS

- Tied for sixth in program history with 22 home runs in a single season in 2023
- Has the fourth most homers in program history with 56 career home runs
- Currently 11 home runs away from passing Rafael Palmeiro for most home runs at MSU
- Eight RBIs shy of cracking the MSU Top 10 for career RBIs

### SINGLE GAME CAREER HIGHS

|                |   |                                 |
|----------------|---|---------------------------------|
| At Bats        | 6 | 4x last vs Memphis (3/19/24)    |
| Hits           | 4 | vs. South Carolina (3/31/23)    |
| Runs Scored    | 4 | vs. Georgia (3/20/22)           |
| Runs Batted In | 5 | 2x last at Vanderbilt (4/27/24) |
| Doubles        | 2 | vs. Lipscomb (3/10/23)          |
| Triples        | 1 | vs. Northern Kentucky (2/25/22) |
| Home Runs      | 2 | 6x last vs Alabama (5/3/24)     |
| Walks          | 3 | vs. Memphis (3/29/22)           |
| Stolen Bases   | 1 | vs. Evansville (3/8/24)         |

### MISCELLANEOUS STATS

|             | 2025 | CAREER |
|-------------|------|--------|
| 2 Hit Game  | 3    | 34     |
| 3 Hit Game  | --   | 18     |
| 4+ Hit Game | --   | 1      |
| 2 RBI Game  | 1    | 17     |
| 3 RBI Game  | --   | 13     |
| 4+ RBI Game | 1    | 12     |

### HINES' GAME-BY-GAME HITTING STATS

| DATE   | OPP               | POS | AB | R | H  | RBI | 2B | 3B | HR | BB | K  | SB | CS | AVG  |
|--------|-------------------|-----|----|---|----|-----|----|----|----|----|----|----|----|------|
| 2/14   | Manhattan*        | 1B  | 4  | 3 | 2  | 4   | 0  | 0  | 1  | 0  | 0  | 0  | 0  | .429 |
| 2/14   | Manhattan*        | 1B  | 3  | 1 | 1  | 0   | 1  | 0  | 0  | 1  | 1  | 0  | 0  | .333 |
| 2/16   | Manhattan*        | 1B  | 4  | 1 | 2  | 1   | 0  | 0  | 0  | 0  | 1  | 0  | 0  | .455 |
| 2/18   | at Southern Miss* | 1B  | 4  | 0 | 1  | 0   | 0  | 0  | 0  | 0  | 1  | 0  | 0  | .400 |
| 2/21   | Missouri St.*     | 1B  | 3  | 0 | 0  | 0   | 0  | 0  | 0  | 1  | 1  | 0  | 0  | .333 |
| 2/22   | Missouri St.*     | 1B  | 4  | 1 | 0  | 0   | 0  | 0  | 0  | 1  | 2  | 0  | 0  | .273 |
| 2/23   | Missouri St.*     | 1B  | 4  | 1 | 1  | 1   | 0  | 0  | 1  | 0  | 3  | 0  | 0  | .269 |
| 2/25   | Troy*             | 1B  | 5  | 0 | 0  | 0   | 0  | 0  | 0  | 0  | 4  | 0  | 0  | .226 |
| 3/2    | vs. Oklahoma St.* | 1B  | 4  | 0 | 0  | 0   | 0  | 0  | 0  | 0  | 0  | 0  | 0  | .200 |
| 3/5    | Southern Miss*    | 1B  | 5  | 0 | 3  | 2   | 0  | 0  | 0  | 0  | 1  | 0  | 0  | .250 |
| TOTALS |                   |     | 40 | 7 | 10 | 8   | 1  | 0  | 2  | 3  | 14 | 0  | 0  | .250 |

### CAREER HITTING STATS

| YEAR  | AVG  | GP-GS | AB  | R       | H   | 2B  | 3B  | HR | RBI | TB  | SLG% | BB  | HP   | SO | GDP | OB%  | SF | SH |
|-------|------|-------|-----|---------|-----|-----|-----|----|-----|-----|------|-----|------|----|-----|------|----|----|
| 2022  | .300 | 56-56 | 210 | 51      | 63  | 13  | 1   | 16 | 52  | 126 | .600 | 29  | 4    | 58 | 4   | .393 | 1  | 0  |
| 2023  | .297 | 52-52 | 202 | 44      | 60  | 12  | 0   | 22 | 61  | 138 | .683 | 23  | 4    | 64 | 3   | .375 | 3  | 0  |
| 2024  | .257 | 63-63 | 249 | 41      | 64  | 9   | 0   | 16 | 56  | 121 | .486 | 33  | 2    | 74 | 4   | .346 | 2  | 0  |
| 2025  | .250 | 10-10 | 40  | 7       | 10  | 1   | 0   | 2  | 8   | 16  | .425 | 3   | 0    | 14 | 0   | .302 | 0  | 0  |
| TOTAL |      |       | 281 | 181-181 | 701 | 143 | 197 | 35 | 1   | 56  | 177  | 401 | .573 | 88 | 10  | .366 | 6  | 0  |

# 49 GATLIN SANDERS

INF/OF | L/R | JR. | 5-11 | 175  
MADISON, MISS. / JONES CC

### QUICK HITS

- Earned his first Bulldog Start against Southern Miss
- His .356 batting average ranked second on the team at Jones
- 21 of his 67 hits went for extra-bases; 20 doubles and a triple
- Led the team with 21 stolen bases last season

### SINGLE GAME CAREER HIGHS

|                |    |                                   |
|----------------|----|-----------------------------------|
| At Bats        | 3  | vs Southern Miss (3/5/25)         |
| Hits           | 1  | 2x last vs Southern Miss (3/5/25) |
| Runs Scored    | 2  | vs Southern Miss (3/5/25)         |
| Runs Batted In | 1  | vs Southern Miss (3/5/25)         |
| Doubles        | -- | --                                |
| Triples        | -- | --                                |
| Home Runs      | -- | --                                |
| Walks          | 1  | vs Southern Miss (3/5/25)         |
| Stolen Bases   | -- | --                                |

### MISCELLANEOUS STATS

|             | 2025 | CAREER |
|-------------|------|--------|
| 2 Hit Game  | --   | --     |
| 3 Hit Game  | --   | --     |
| 4+ Hit Game | --   | --     |
| 2 RBI Game  | --   | --     |
| 3 RBI Game  | --   | --     |
| 4+ RBI Game | --   | --     |

### SANDERS' GAME-BY-GAME HITTING STATS

| DATE   | OPP            | POS   | AB | R | H | RBI | 2B | 3B | HR | BB | K | SB | CS | AVG   |
|--------|----------------|-------|----|---|---|-----|----|----|----|----|---|----|----|-------|
| 2/14   | Manhattan      | PH/2B | 1  | 0 | 1 | 0   | 0  | 0  | 0  | 0  | 0 | 0  | 0  | 1.000 |
| 2/21   | Missouri St.   | PR    | 0  | 0 | 0 | 0   | 0  | 0  | 0  | 0  | 0 | 0  | 0  | 1.000 |
| 3/5    | Southern Miss* | 2B    | 3  | 2 | 1 | 1   | 0  | 0  | 0  | 1  | 1 | 0  | 0  | .500  |
| TOTALS |                |       | 4  | 2 | 2 | 1   | 0  | 0  | 0  | 1  | 1 | 0  | 0  | .500  |

### CAREER HITTING STATS

| YEAR  | AVG  | GP-GS | AB | R | H | 2B | 3B | HR | RBI | TB | SLG% | BB | HP | SO | GDP | OB%  | SF | SH |
|-------|------|-------|----|---|---|----|----|----|-----|----|------|----|----|----|-----|------|----|----|
| 2025  | .500 | 3-1   | 4  | 2 | 2 | 0  | 0  | 0  | 1   | 2  | .500 | 1  | 0  | 1  | 0   | .600 | 0  | 0  |
| TOTAL | .500 | 3-1   | 4  | 2 | 2 | 0  | 0  | 0  | 1   | 2  | .500 | 1  | 0  | 1  | 0   | .600 | 0  | 0  |





HITTER PROFILES

52 LUKAS BUCKNER

INF | L/R | FR. | 5-9 | 170  
KNOXVILLE, TENN. / FARRAGUT HS

QUICK HITS

- Has two multihit games on the season
- Ended his senior year as the Tennessee state runner-up for most career hits (246)
- Earned three state championships (2022, 2023, 2024) for Farragut High School
- Ranked as the fourth-best shortstop in Tenn. and 17th ranked player overall by Perfect Game

SINGLE GAME CAREER HIGHS

|                |    |                                   |
|----------------|----|-----------------------------------|
| At Bats        | 4  | 2x last vs Missouri St. (2/22/25) |
| Hits           | 2  | 2x last vs Missouri St. (2/21/25) |
| Runs Scored    | -- | --                                |
| Runs Batted In | 1  | vs Missouri St. (2/21/25)         |
| Doubles        | -- | --                                |
| Triples        | -- | --                                |
| Home Runs      | -- | --                                |
| Walks          | 1  | vs Missouri St. (2/22/25)         |
| Stolen Bases   | -- | --                                |

MISCELLANEOUS STATS

|             | 2025 | CAREER |
|-------------|------|--------|
| 2 Hit Game  | 2    | 2      |
| 3 Hit Game  | --   | --     |
| 4+ Hit Game | --   | --     |
| 2 RBI Game  | --   | --     |
| 3 RBI Game  | --   | --     |
| 4+ RBI Game | --   | --     |

BUCKNER'S GAME-BY-GAME HITTING STATS

| DATE   | OPP              | POS   | AB | R | H | RBI | 2B | 3B | HR | BB | K | SB | CS | AVG  |
|--------|------------------|-------|----|---|---|-----|----|----|----|----|---|----|----|------|
| 2/14   | Manhattan        | PH/SS | 2  | 0 | 0 | 0   | 0  | 0  | 0  | 0  | 1 | 0  | 0  | .000 |
| 2/18   | at Southern Miss | PH/2B | 2  | 0 | 2 | 0   | 0  | 0  | 0  | 0  | 0 | 0  | 0  | .500 |
| 2/21   | Missouri St.*    | 2B/SS | 4  | 0 | 2 | 0   | 0  | 0  | 0  | 0  | 2 | 0  | 0  | .500 |
| 2/22   | Missouri St.*    | 2B    | 4  | 0 | 1 | 1   | 0  | 0  | 0  | 1  | 1 | 0  | 0  | .417 |
| 2/23   | Missouri St.     | 2B    | 1  | 0 | 0 | 0   | 0  | 0  | 0  | 0  | 0 | 0  | 0  | .385 |
| 2/25   | Troy             | 2B    | 1  | 0 | 0 | 0   | 0  | 0  | 0  | 0  | 0 | 0  | 0  | .357 |
| 3/5    | Southern Miss    | 2B    | 0  | 0 | 0 | 0   | 0  | 0  | 0  | 0  | 0 | 0  | 0  | .357 |
| TOTALS |                  |       | 14 | 0 | 5 | 1   | 0  | 0  | 0  | 1  | 4 | 0  | 0  | .357 |

CAREER HITTING STATS

| YEAR  | AVG  | GP-GS | AB | R | H | 2B | 3B | HR | RBI | TB | SLG% | BB | HP | SO | GDP | OB%  | SF | SH |
|-------|------|-------|----|---|---|----|----|----|-----|----|------|----|----|----|-----|------|----|----|
| 2025  | .357 | 7-2   | 14 | 0 | 5 | 0  | 0  | 0  | 1   | 5  | .357 | 1  | 0  | 4  | 0   | .400 | 0  | 0  |
| TOTAL | .357 | 7-2   | 14 | 0 | 5 | 0  | 0  | 0  | 1   | 5  | .357 | 1  | 0  | 4  | 0   | .400 | 0  | 0  |

55 JOE POWELL

C | R/R | GR. | 5-10 | 185  
MASON, OHIO. / CINCINNATI

QUICK HITS

- Was training to be a firefighter before enrolling in the spring of 2024 at MSU
- Hit a career-high three home runs vs. North Alabama (5/14/24)
- Had a season-high four hit game vs. North Alabama (5/14/24)

SINGLE GAME CAREER HIGHS

|                |   |                                      |
|----------------|---|--------------------------------------|
| At Bats        | 7 | at Wichita State (4/15/22)*          |
| Hits           | 4 | vs. North Alabama (5/14/24)          |
| Runs Scored    | 3 | 2x last vs. North Alabama (5/14/24)  |
| Runs Batted In | 6 | vs. North Alabama (5/14/24)          |
| Doubles        | 2 | 2x last at Wichita State (4/15/22)*  |
| Triples        | 1 | 5x last vs. South Florida (4/24/22)* |
| Home Runs      | 3 | vs North Alabama (5/14/24)           |
| Walks          | 2 | 9x last vs. South Alabama (3/12/24)  |
| Stolen Bases   | 1 | 6x last at East Carolina (5/1/22)*   |

\*Career highs from Cincinnati

MISCELLANEOUS STATS

|             | 2025 | CAREER |
|-------------|------|--------|
| 2 Hit Game  | --   | 20     |
| 3 Hit Game  | --   | 2      |
| 4+ Hit Game | --   | 1      |
| 2 RBI Game  | --   | 12     |
| 3 RBI Game  | --   | 5      |
| 4+ RBI Game | --   | 1      |

POWELL'S GAME-BY-GAME HITTING STATS

| DATE   | OPP              | POS | AB | R | H | RBI | 2B | 3B | HR | BB | K | SB | CS | AVG  |
|--------|------------------|-----|----|---|---|-----|----|----|----|----|---|----|----|------|
| 2/14   | Manhattan*       | C   | 2  | 0 | 0 | 1   | 0  | 0  | 0  | 1  | 0 | 0  | 0  | .000 |
| 2/22   | Missouri St.*    | C   | 1  | 0 | 0 | 0   | 0  | 0  | 0  | 0  | 1 | 0  | 0  | .000 |
| 3/2    | vs. Oklahoma St. | C   | 1  | 0 | 0 | 0   | 0  | 0  | 0  | 0  | 1 | 0  | 0  | .000 |
| TOTALS |                  |     | 4  | 0 | 0 | 1   | 0  | 0  | 0  | 1  | 2 | 0  | 0  | .000 |

CAREER HITTING STATS

| YEAR  | AVG  | GP-GS   | AB  | R  | H   | 2B | 3B | HR | RBI | TB  | SLG% | BB | HP | SO  | GDP | OB%  | SF | SH |
|-------|------|---------|-----|----|-----|----|----|----|-----|-----|------|----|----|-----|-----|------|----|----|
| 2020* | .235 | 10-9    | 34  | 6  | 8   | 2  | 1  | 0  | 9   | 12  | .353 | 2  | 1  | 8   | 1   | .289 | 1  | 0  |
| 2021* | .215 | 37-32   | 107 | 25 | 23  | 4  | 0  | 5  | 15  | 42  | .393 | 22 | 1  | 40  | 0   | .351 | 1  | 1  |
| 2022* | .326 | 40-38   | 141 | 26 | 46  | 12 | 4  | 5  | 26  | 81  | .574 | 22 | 2  | 39  | 3   | .422 | 1  | 0  |
| 2024  | .269 | 34-28   | 93  | 17 | 24  | 3  | 0  | 5  | 18  | 43  | .462 | 11 | 1  | 20  | 3   | .343 | 3  | 1  |
| 2025  | .000 | 3-2     | 4   | 0  | 0   | 0  | 0  | 0  | 1   | 0   | .000 | 1  | 0  | 2   | 0   | .200 | 0  | 0  |
| TOTAL | .209 | 124-109 | 379 | 74 | 102 | 21 | 5  | 15 | 69  | 178 | .356 | 58 | 5  | 109 | 7   | .321 | 6  | 2  |

\*Statistics from Cincinnati



TWO-WAY PLAYER PROFILES

16 BRADEN BOOTH

INF/RHP | R/R | FR. | 6-2 | 200  
MADISON, ALA. / BOB JONES HS

QUICK HITS

- Alabama Gatorade Player of the Year 2024
- 2024 Alabama High School Pitcher and Player of the Year
- 7A First Team All-State Infielder 2023

SINGLE GAME CAREER HIGHS

|                |    |
|----------------|----|
| At Bats        |    |
| Hits           | -- |
| Runs Scored    | -- |
| Runs Batted In | -- |
| Doubles        | -- |
| Triples        | -- |
| Home Runs      | -- |
| Walks          | -- |
| Stolen Bases   | -- |

MISCELLANEOUS STATS

|             | 2025 | CAREER |
|-------------|------|--------|
| 2 Hit Game  | --   | --     |
| 3 Hit Game  | --   | --     |
| 4+ Hit Game | --   | --     |
| 2 RBI Game  | --   | --     |
| 3 RBI Game  | --   | --     |
| 4+ RBI Game | --   | --     |

SINGLE GAME CAREER HIGHS

|             |    |
|-------------|----|
| Innings     | -- |
| Strikeouts  | -- |
| Walks (Low) | -- |

MISCELLANEOUS STATS

|                                   | 2025 | CAREER GAMES |
|-----------------------------------|------|--------------|
| 5+ Strikeouts                     | --   | --           |
| 10+ Strikeouts                    | --   | --           |
| 2 or Fewer Hits Allowed           | --   | --           |
| Longest Scoreless Innings Stretch | --   | --           |
| Wins in a Row*                    | --   | --           |

\*no decisions do not break a streak  
\*\*designates as current

BOOTH'S GAME-BY-GAME HITTING STATS

| DATE   | OPP | POS | AB | R | H | RBI | 2B | 3B | HR | BB | K | SB | CS | AVG  |
|--------|-----|-----|----|---|---|-----|----|----|----|----|---|----|----|------|
| TOTALS |     |     | 0  | 0 | 0 | 0   | 0  | 0  | 0  | 0  | 0 | 0  | 0  | .000 |

CAREER HITTING STATS

| YEAR  | AVG  | GP-GS | AB | R | H | 2B | 3B | HR | RBI | TB | SLG% | BB | HP | SO | GDP | OB%  | SF | SH |
|-------|------|-------|----|---|---|----|----|----|-----|----|------|----|----|----|-----|------|----|----|
| 2025  |      |       |    |   |   |    |    |    |     |    |      |    |    |    |     |      |    |    |
| TOTAL | .000 | 0-0   | 0  | 0 | 0 | 0  | 0  | 0  | 0   | 0  | .000 | 0  | 0  | 0  | 0   | .000 | 0  | 0  |

BOOTH'S GAME-BY-GAME PITCHING STATS

| DATE   | OPP | GS | IP  | H | R | ER | BB | SO | 2B | 3B | HR | WP | BK | HBP | W/L | SV | ERA  |
|--------|-----|----|-----|---|---|----|----|----|----|----|----|----|----|-----|-----|----|------|
| TOTALS |     |    | 0.0 | 0 | 0 | 0  | 0  | 0  | 0  | 0  | 0  | 0  | 0  | 0   | -/- | 0  | 0.00 |

CAREER PITCHING STATS

| YEAR  | ERA  | W-L | APP | GS | CG | SHO | SV | IP  | H | R | ER | BB | SO | BF | B/AVG | WP | HBP |
|-------|------|-----|-----|----|----|-----|----|-----|---|---|----|----|----|----|-------|----|-----|
| 2025  |      |     |     |    |    |     |    |     |   |   |    |    |    |    |       |    |     |
| TOTAL | 0.00 | 0-0 | 0   | 0  | 0  | 0   | 0  | 0.0 | 0 | 0 | 0  | 0  | 0  | 0  | .000  | 0  | 0   |



TWO-WAY PLAYER PROFILES

18 NOAH SULLIVAN

DH/RHP | R/R | SR. | 6-1 | 225  
ORLANDO, FLA. / USC UPSTATE

QUICK HITS

- Hit his first MSU home run against Troy.
- 2024 Big South All-Tournament Team (DH)
- 2024 First Team All-Big South (UTL)

SINGLE GAME CAREER HIGHS

|                |   |                                       |
|----------------|---|---------------------------------------|
| At Bats        | 6 | 4x last at Radford (3/22/24)*         |
| Hits           | 4 | 4x last vs Southern Miss (3/5/25)     |
| Runs Scored    | 3 | 8x last vs Southern Miss (3/5/25)     |
| Runs Batted In | 6 | 2x last at Coastal Carolina (3/5/24)* |
| Doubles        | 2 | 3x last vs The Citadel (3/14/23)*     |
| Triples        | 1 | vs Ohio (2/18/22)*                    |
| Home Runs      | 2 | 5x last vs Charleston So. (4/20/24)*  |
| Walks          | 3 | at West Carolina (5/1/24)*            |
| Stolen Bases   | 2 | vs Saint Joseph's (2/25/24)*          |

\*Career-highs from USC Upstate

MISCELLANEOUS STATS

|             | 2025 | CAREER |
|-------------|------|--------|
| 2 Hit Game  | 2    | 37     |
| 3 Hit Game  | 1    | 8      |
| 4+ Hit Game | 1    | 4      |
| 2 RBI Game  | 1    | 22     |
| 3 RBI Game  | 2    | 9      |
| 4+ RBI Game | 1    | 4      |

SINGLE GAME CAREER HIGHS

|             |     |  |
|-------------|-----|--|
| Innings     | 8.0 | at The Citadel (4/12/24)*                  |
| Strikeouts  | 7   | 2x last vs Gardner-Webb (3/15/24)*         |
| Walks (Low) | 0   | 9x last vs. Charleston Southern (5/24/24)* |

\*Career-highs from USC Upstate

MISCELLANEOUS STATS

|                                   | 2025 | CAREER GAMES |
|-----------------------------------|------|--------------|
| 5+ Strikeouts                     | --   | 7            |
| 10+ Strikeouts                    | --   | --           |
| 2 or Fewer Hits Allowed           | --   | 13           |
| Longest Scoreless Innings Stretch | --   | 7.0          |
| Wins in a Row*                    | --   | 8            |

\*no decisions do not break a streak  
\*\*designates as current

SULLIVAN'S GAME-BY-GAME HITTING STATS

| DATE   | OPP               | POS | AB | R  | H  | RBI | 2B | 3B | HR | BB | K | SB | CS | AVG  |
|--------|-------------------|-----|----|----|----|-----|----|----|----|----|---|----|----|------|
| 2/14   | Manhattan*        | DH  | 1  | 3  | 1  | 3   | 1  | 0  | 0  | 2  | 0 | 0  | 0  | .667 |
| 2/14   | Manhattan*        | DH  | 2  | 3  | 1  | 0   | 0  | 0  | 0  | 0  | 0 | 0  | 0  | .500 |
| 2/16   | Manhattan*        | DH  | 3  | 1  | 1  | 1   | 0  | 0  | 0  | 0  | 0 | 0  | 0  | .500 |
| 2/18   | at Southern Miss* | DH  | 4  | 0  | 0  | 0   | 0  | 0  | 0  | 0  | 2 | 0  | 0  | .300 |
| 2/21   | Missouri St.*     | DH  | 4  | 0  | 1  | 2   | 1  | 0  | 0  | 0  | 2 | 0  | 0  | .286 |
| 2/22   | Missouri St.*     | DH  | 4  | 2  | 3  | 1   | 1  | 0  | 0  | 1  | 1 | 0  | 0  | .389 |
| 2/23   | Missouri St.*     | DH  | 4  | 0  | 1  | 0   | 0  | 0  | 0  | 1  | 0 | 0  | 0  | .364 |
| 2/25   | Troy*             | DH  | 3  | 1  | 2  | 4   | 0  | 0  | 1  | 2  | 1 | 0  | 0  | .400 |
| 2/28   | vs. Rice*         | DH  | 2  | 1  | 0  | 0   | 0  | 0  | 0  | 1  | 1 | 0  | 0  | .370 |
| 3/1    | vs. Arizona*      | DH  | 4  | 0  | 0  | 0   | 0  | 0  | 0  | 0  | 1 | 0  | 0  | .323 |
| 3/2    | vs. Oklahoma St.* | DH  | 4  | 1  | 2  | 1   | 0  | 0  | 0  | 1  | 1 | 0  | 0  | .343 |
| 3/5    | Southern Miss*    | DH  | 4  | 3  | 4  | 3   | 0  | 0  | 1  | 0  | 0 | 0  | 0  | .410 |
| TOTALS |                   |     | 39 | 15 | 16 | 15  | 3  | 0  | 2  | 8  | 9 | 0  | 0  | .410 |

CAREER HITTING STATS

| YEAR  | AVG  | GP-GS   | AB  | R   | H   | 2B | 3B | HR | RBI | TB  | SLG% | BB | HP | SO | GDP | OB%  | SF | SH |
|-------|------|---------|-----|-----|-----|----|----|----|-----|-----|------|----|----|----|-----|------|----|----|
| 2022* | .303 | 58-57   | 221 | 43  | 67  | 9  | 1  | 3  | 42  | 87  | .394 | 23 | 20 | 35 | 3   | .410 | 4  | 0  |
| 2023* | .311 | 18-17   | 61  | 12  | 19  | 3  | 0  | 2  | 15  | 28  | .459 | 8  | 5  | 12 | 2   | .421 | 2  | 0  |
| 2024* | .324 | 57-55   | 204 | 52  | 66  | 8  | 0  | 17 | 56  | 125 | .613 | 37 | 13 | 31 | 7   | .453 | 2  | 0  |
| 2025  | .410 | 12-12   | 39  | 15  | 16  | 3  | 0  | 2  | 15  | 25  | .641 | 8  | 4  | 9  | 0   | .549 | 0  | 0  |
| TOTAL | .337 | 145-141 | 525 | 122 | 168 | 23 | 1  | 24 | 128 | 265 | .527 | 76 | 42 | 87 | 12  | .458 | 8  | 0  |

\*Statistics from USC Upstate

SULLIVAN'S GAME-BY-GAME PITCHING STATS

| DATE   | OPP | GS | IP  | H | R | ER | BB | SO | 2B | 3B | HR | WP | BK | HBP | W/L | SV | ERA  |
|--------|-----|----|-----|---|---|----|----|----|----|----|----|----|----|-----|-----|----|------|
| TOTALS |     |    | 0.0 | 0 | 0 | 0  | 0  | 0  | 0  | 0  | 0  | 0  | 0  | 0   | -/- | 0  | 0.00 |

CAREER PITCHING STATS

| YEAR  | ERA  | W-L  | APP | GS | CG | SHO | SV | IP    | H   | R  | ER | BB | SO | BF  | B/AVG | WP | HBP |
|-------|------|------|-----|----|----|-----|----|-------|-----|----|----|----|----|-----|-------|----|-----|
| 2022* | 3.31 | 6-0  | 9   | 5  | 0  | 0   | 0  | 32.2  | 22  | 13 | 12 | 11 | 26 | 132 | .188  | 4  | 2   |
| 2023* | 0.00 | 1-0  | 6   | 0  | 0  | 0   | 1  | 12.1  | 4   | 0  | 0  | 7  | 16 | 48  | .100  | 1  | 0   |
| 2024* | 4.88 | 8-1  | 14  | 12 | 0  | 0   | 1  | 75.2  | 76  | 42 | 41 | 22 | 51 | 321 | .262  | 3  | 3   |
| 2025  |      |      |     |    |    |     |    |       |     |    |    |    |    |     |       |    |     |
| TOTAL | 3.95 | 15-1 | 29  | 17 | 0  | 0   | 2  | 120.2 | 102 | 55 | 53 | 40 | 93 | 501 | .228  | 8  | 5   |

\*Statistics from USC Upstate



TWO-WAY PLAYER PROFILES

35 BEN DAVIS

C/RHP | R/R | SO. | 6-3 | 215  
BOONEVILLE, MISS. / ITAWAMBA CC

QUICK HITS

-Averaged 10.6 strikeouts per nine innings for the 2024 season at Itawamba CC

SINGLE GAME CAREER HIGHS

|                |    |    |
|----------------|----|----|
| At Bats        |    |    |
| Hits           | -- | -- |
| Runs Scored    | -- | -- |
| Runs Batted In | -- | -- |
| Doubles        | -- | -- |
| Triples        | -- | -- |
| Home Runs      | -- | -- |
| Walks          | -- | -- |
| Stolen Bases   | -- | -- |

MISCELLANEOUS STATS

|             | 2025 | CAREER |
|-------------|------|--------|
| 2 Hit Game  | --   | --     |
| 3 Hit Game  | --   | --     |
| 4+ Hit Game | --   | --     |
| 2 RBI Game  | --   | --     |
| 3 RBI Game  | --   | --     |
| 4+ RBI Game | --   | ---    |

SINGLE GAME CAREER HIGHS

|             |     |                            |
|-------------|-----|----------------------------|
| Innings     | 3.0 | at Southern Miss (2/18/25) |
| Strikeouts  | 5   | vs Troy (2/25/25)          |
| Walks (Low) | 0   | 3x last vs Troy (2/25/25)  |

MISCELLANEOUS STATS

|                                   | 2025 | CAREER GAMES |
|-----------------------------------|------|--------------|
| 5+ Strikeouts                     | 1    | 1            |
| 10+ Strikeouts                    | --   | --           |
| 2 or Fewer Hits Allowed           | 5    | 5            |
| Longest Scoreless Innings Stretch | 5.0  | 1            |
| Wins in a Row*                    | --   | --           |

\*no decisions do not break a streak

\*\*designates as current

DAVIS' GAME-BY-GAME HITTING STATS

| DATE   | OPP | POS | AB | R | H | RBI | 2B | 3B | HR | BB | K | SB | CS | AVG  |
|--------|-----|-----|----|---|---|-----|----|----|----|----|---|----|----|------|
| TOTALS |     |     | 0  | 0 | 0 | 0   | 0  | 0  | 0  | 0  | 0 | 0  | 0  | .000 |

CAREER HITTING STATS

| YEAR  | AVG  | GP-GS | AB | R | H | 2B | 3B | HR | RBI | TB | SLG% | BB | HP | SO | GDP  | OB% | SF | SH |
|-------|------|-------|----|---|---|----|----|----|-----|----|------|----|----|----|------|-----|----|----|
| 2025  |      |       |    |   |   |    |    |    |     |    |      |    |    |    |      |     |    |    |
| TOTAL | 0.00 | 0-0   | 0  | 0 | 0 | 0  | 0  | 0  | 0.0 | 0  | 0    | 0  | 0  | 0  | .000 | 0   | 0  |    |

DAVIS' GAME-BY-GAME PITCHING STATS

| DATE   | OPP              | GS   | IP | H | R | ER | BB | SO | 2B | 3B | HR | WP | BK | HBP | W/L | SV | ERA  |
|--------|------------------|------|----|---|---|----|----|----|----|----|----|----|----|-----|-----|----|------|
| 2/14   | Manhattan        | 2.0  | 1  | 0 | 0 | 0  | 4  | 0  | 0  | 0  | 0  | 0  | 0  | 0   | -/- | 0  | 0.00 |
| 2/18   | at Southern Miss | 3.0  | 2  | 0 | 0 | 0  | 4  | 1  | 0  | 0  | 0  | 0  | 0  | 0   | -/- | 0  | 0.00 |
| 2/22   | Missouri St.     | 1.0  | 1  | 1 | 1 | 1  | 2  | 1  | 0  | 0  | 1  | 0  | 0  | 0   | -/- | 0  | 1.50 |
| 2/25   | Troy             | 2.1  | 1  | 1 | 1 | 0  | 5  | 0  | 0  | 1  | 0  | 0  | 0  | 0   | -/1 | 0  | 2.16 |
| 3/2    | vs. Oklahoma St. | 2.1  | 2  | 1 | 1 | 1  | 3  | 0  | 0  | 0  | 0  | 0  | 0  | 0   | -/- | 0  | 2.53 |
| TOTALS |                  | 10.2 | 7  | 3 | 3 | 2  | 18 | 2  | 0  | 1  | 1  | 0  | 0  | 0   | -/1 | 0  | 2.53 |

CAREER PITCHING STATS

| YEAR  | ERA  | W-L | APP | GS | CG | SHO | SV | IP   | H | R | ER | BB | SO | BF | B/AVG | WP | HBP |
|-------|------|-----|-----|----|----|-----|----|------|---|---|----|----|----|----|-------|----|-----|
| 2025  | 2.53 | 0-0 | 5   | 0  | 0  | 0   | 0  | 10.2 | 7 | 3 | 3  | 2  | 18 | 42 | .179  | 1  | 0   |
| TOTAL | 2.53 | 0-0 | 5   | 0  | 0  | 0   | 0  | 10.2 | 7 | 3 | 3  | 2  | 18 | 42 | .179  | 1  | 0   |





## TWO-WAY PLAYER PROFILES

# 36 NOLAN STEVENS

INF/OF/P | L/L | SO. | 6-4 | 211  
ELK GROVE, CALIF. / FRANKLIN HS

### QUICK HITS

- SportStars' NorCal Baseball Player of the Year (2023) out of high school
- Made his debut as a Dawg on Feb. 18 as a pinch hitter
- Earned SEC Freshman of the Week honors on 3/18/24
- Set a new career-high with a pair of home runs against Southern Miss (3/5)

### SINGLE GAME CAREER HIGHS

|                |    |                                   |
|----------------|----|-----------------------------------|
| At Bats        | 4  | 5x last vs Southern Miss (3/5/25) |
| Hits           | 3  | 2x last vs Southern Miss (3/5/25) |
| Runs Scored    | 2  | 2x last vs Southern Miss (3/5/25) |
| Runs Batted In | 3  | 2x last vs Southern Miss (3/5/25) |
| Doubles        | 1  | 2x last vs Manhattan (2/14/25)    |
| Triples        | -- | --                                |
| Home Runs      | 2  | vs Southern Miss (3/5/25)         |
| Walks          | 1  | 3x last vs Missouri St. (2/23/25) |
| Stolen Bases   | 1  | 2x last vs Missouri St. (2/23/25) |

### MISCELLANEOUS STATS

|             | 2025 | CAREER |
|-------------|------|--------|
| 2 Hit Game  |      | 1      |
| 3 Hit Game  | 2    | 2      |
| 4+ Hit Game | --   | --     |
| 2 RBI Game  | 2    | 2      |
| 3 RBI Game  | 2    | 2      |
| 4+ RBI Game | --   | --     |

### SINGLE GAME CAREER HIGHS

|             |     |                             |
|-------------|-----|-----------------------------|
| Innings     | 5.2 | vs LSU (3/15/24)            |
| Strikeouts  | 8   | vs LSU (3/15/24)            |
| Walks (Low) | 0   | 8x last vs Alabama (5/5/24) |

### MISCELLANEOUS STATS

|                                   | 2025 | CAREER GAMES |
|-----------------------------------|------|--------------|
| 5+ Strikeouts                     |      | 1            |
| 10+ Strikeouts                    | --   | --           |
| 2 or Fewer Hits Allowed           |      | 10           |
| Longest Scoreless Innings Stretch |      | 5.2**        |
| Wins in a Row*                    |      | 1**          |

\*no decisions do not break a streak

\*\*designates as current

### STEVENS' GAME-BY-GAME HITTING STATS

| DATE   | OPP               | POS   | AB | R | H  | RBI | 2B | 3B | HR | BB | K | SB | CS | AVG   |
|--------|-------------------|-------|----|---|----|-----|----|----|----|----|---|----|----|-------|
| 2/14   | Manhattan*        | RF    | 1  | 1 | 1  | 1   | 0  | 0  | 0  | 1  | 0 | 1  | 0  | 1.000 |
| 2/14   | Manhattan         | PH/RF | 1  | 0 | 1  | 2   | 1  | 0  | 0  | 0  | 0 | 0  | 0  | 1.000 |
| 2/16   | Manhattan*        | RF    | 4  | 1 | 1  | 2   | 0  | 0  | 1  | 0  | 1 | 0  | 0  | .500  |
| 2/18   | at Southern Miss* | RF    | 3  | 0 | 1  | 0   | 0  | 0  | 0  | 0  | 1 | 0  | 0  | .444  |
| 2/21   | Missouri St.*     | RF    | 4  | 0 | 0  | 0   | 0  | 0  | 0  | 0  | 1 | 0  | 0  | .308  |
| 2/22   | Missouri St.      | RF    | 1  | 0 | 0  | 0   | 0  | 0  | 0  | 0  | 0 | 0  | 0  | .286  |
| 2/23   | Missouri St.      | RF    | 0  | 0 | 0  | 0   | 0  | 0  | 0  | 1  | 0 | 1  | 0  | .286  |
| 2/28   | vs. Rice*         | RF    | 4  | 2 | 3  | 3   | 0  | 0  | 1  | 0  | 0 | 0  | 0  | .389  |
| 3/1    | vs. Arizona*      | RF    | 4  | 0 | 1  | 0   | 0  | 0  | 0  | 0  | 2 | 0  | 0  | .364  |
| 3/2    | vs. Oklahoma St.* | RF    | 2  | 0 | 0  | 0   | 0  | 0  | 0  | 0  | 2 | 0  | 0  | .333  |
| 3/5    | Southern Miss*    | RF    | 4  | 2 | 3  | 3   | 0  | 0  | 2  | 0  | 0 | 0  | 0  | .393  |
| TOTALS |                   |       | 28 | 6 | 11 | 11  | 1  | 0  | 4  | 2  | 7 | 2  | 0  | .393  |

### CAREER HITTING STATS

| YEAR  | AVG  | GP-GS | AB | R | H  | 2B | 3B | HR | RBI | TB | SLG% | BB | HP | SO | GDP | OB%  | SF | SH |
|-------|------|-------|----|---|----|----|----|----|-----|----|------|----|----|----|-----|------|----|----|
| 2024  | .269 | 29-6  | 26 | 2 | 7  | 1  | 0  | 1  | 2   | 11 | .423 | 1  | 1  | 8  | 1   | .321 | 0  | 0  |
| 2025  | .393 | 11-8  | 28 | 6 | 11 | 1  | 0  | 4  | 11  | 24 | .857 | 2  | 1  | 7  | 0   | .452 | 0  | 0  |
| TOTAL | .333 | 40-14 | 54 | 8 | 18 | 2  | 0  | 5  | 13  | 35 | .648 | 3  | 2  | 15 | 1   | .390 | 0  | 0  |

### STEVENS' GAME-BY-GAME PITCHING STATS

| DATE   | OPP | GS | IP  | H | R | ER | BB | SO | 2B | 3B | HR | WP | BK | HBP | W/L | SV | ERA  |
|--------|-----|----|-----|---|---|----|----|----|----|----|----|----|----|-----|-----|----|------|
| TOTALS |     |    | 0.0 | 0 | 0 | 0  | 0  | 0  | 0  | 0  | 0  | 0  | 0  | 0   | -/- | 0  | 0.00 |

### CAREER PITCHING STATS

| YEAR  | ERA  | W-L | APP | GS | CG | SHO | SV | IP   | H  | R  | ER | BB | SO | BF  | B/AVG | WP | HBP |
|-------|------|-----|-----|----|----|-----|----|------|----|----|----|----|----|-----|-------|----|-----|
| 2024  | 4.72 | 2-3 | 14  | 1  | 0  | 0   | 0  | 26.2 | 27 | 14 | 14 | 8  | 28 | 116 | .260  | 3  | 4   |
| 2025  |      |     |     |    |    |     |    |      |    |    |    |    |    |     |       |    |     |
| TOTAL | 4.72 | 2-3 | 14  | 1  | 0  | 0   | 0  | 26.2 | 27 | 14 | 14 | 8  | 28 | 116 | .260  | 3  | 4   |



PITCHING STAFF PROFILES

4 MIKHAI GRANT

RHP | R/R | R-FR. | 6-3 | 215  
STOCKBRIDGE, GA. / GEORGIA PREMIRE ACADEMY

QUICK HITS

- 2023 Southeast All Region 1st Team
- Made his first appearance with Mississippi State on Feb. 16

SINGLE GAME CAREER HIGHS

|             |     |                         |
|-------------|-----|-------------------------|
| Innings     | 1.0 | 3x last Arizona(3/1/25) |
| Strikeouts  | 3   | Arizona(3/1/25)         |
| Walks (Low) | 0   | Arizona(3/1/25)         |

MISCELLANEOUS STATS

|                                   | 2025 | CAREER GAMES |
|-----------------------------------|------|--------------|
| 5+ Strikeouts                     | --   | --           |
| 10+ Strikeouts                    | --   | --           |
| 2 or Fewer Hits Allowed           | 3    | 3            |
| Longest Scoreless Innings Stretch | 1.0  | 1.0          |
| Wins in a Row*                    | --   | --           |

\*no decisions do not break a streak  
\*\*designates as current

GRANT'S GAME-BY-GAME PITCHING STATS

| DATE   | OPP            | GS  | IP | H | R | ER | BB | SO | 2B | 3B | HR | WP | BK | HBP | W/L | SV | ERA  |
|--------|----------------|-----|----|---|---|----|----|----|----|----|----|----|----|-----|-----|----|------|
| 2/16   | Manhattan      | 1.0 | 0  | 0 | 0 | 1  | 0  | 0  | 0  | 0  | 0  | 0  | 0  | 0   | -/- | 0  | 0.00 |
| 2/22   | Missouri State | 1.0 | 1  | 1 | 1 | 2  | 1  | 1  | 0  | 0  | 0  | 0  | 0  | 0   | -/- | 0  | 9.00 |
| 3/1    | Arizona        | 1.0 | 0  | 0 | 0 | 0  | 3  | 0  | 0  | 0  | 0  | 0  | 1  | 0   | -/- | 0  | 0.00 |
| TOTALS |                | 3.0 | 1  | 1 | 1 | 3  | 4  | 1  | 0  | 0  | 0  | 0  | 1  | 0   | -/- | 0  | 3.00 |

CAREER PITCHING STATS

| YEAR  | ERA  | W-L | APP | GS | CG | SHO | SV | IP      | H | R | ER | BB | SO | BF | B/AVG | WP | HBP |
|-------|------|-----|-----|----|----|-----|----|---------|---|---|----|----|----|----|-------|----|-----|
| 2024  |      |     |     |    |    |     |    | --DNP-- |   |   |    |    |    |    |       |    |     |
| 2025  | 3.00 | 0-0 | 3   | 0  | 0  | 0   | 0  | 3.0     | 1 | 1 | 1  | 3  | 4  | 14 | .100  | 0  | 1   |
| TOTAL | 3.00 | 0-0 | 3   | 0  | 0  | 0   | 0  | 3.0     | 1 | 1 | 1  | 3  | 4  | 14 | .100  | 0  | 1   |

8 CHARLIE FOSTER

LHP | R/L | FR. | 6-3 | 190  
SNELLVILLE, GA. / BROOKWOOD HS

QUICK HITS

- Awarded First Team All-Region, All-State, and All-Country in 2024
- Made his first appearance with the Bulldogs
- Started his first game with Mississippi State on February 18, 2025 against Southern Miss

SINGLE GAME CAREER HIGHS

|             |     |                         |
|-------------|-----|-------------------------|
| Innings     | 2.2 | Missouri State(2/23/25) |
| Strikeouts  | 3   | Southern Miss(2/18/25)  |
| Walks (Low) | 1   | Manhattan(2/16/25)      |

MISCELLANEOUS STATS

|                                   | 2025 | CAREER GAMES |
|-----------------------------------|------|--------------|
| 5+ Strikeouts                     | --   | --           |
| 10+ Strikeouts                    | --   | --           |
| 2 or Fewer Hits Allowed           | 3    | 3            |
| Longest Scoreless Innings Stretch | 2.2  | 2.2          |
| Wins in a Row*                    | --   | --           |

\*no decisions do not break a streak  
\*\*designates as current

FOSTER'S GAME-BY-GAME PITCHING STATS

| DATE   | OPP                | GS  | IP | H | R | ER | BB | SO | 2B | 3B | HR | WP | BK | HBP | W/L | SV | ERA  |
|--------|--------------------|-----|----|---|---|----|----|----|----|----|----|----|----|-----|-----|----|------|
| 2/16   | Manhattan          | 1.0 | 0  | 0 | 0 | 1  | 2  | 0  | 0  | 0  | 0  | 0  | 0  | 0   | -/- | 0  | 0.00 |
| 2/18   | at Southern Miss * | 2.0 | 1  | 3 | 1 | 2  | 3  | 0  | 0  | 1  | 0  | 0  | 1  | 0   | 0/1 | 0  | 3.00 |
| 2/23   | Missouri State     | 2.2 | 0  | 0 | 0 | 2  | 2  | 0  | 0  | 0  | 0  | 0  | 0  | 0   | -/- | 0  | 0.00 |
| TOTALS |                    | 5.2 | 1  | 3 | 1 | 5  | 7  | 0  | 0  | 1  | 0  | 0  | 1  | 0   | 0/1 | 0  | 1.59 |

CAREER PITCHING STATS

| YEAR  | ERA  | W-L | APP | GS | CG | SHO | SV | IP  | H | R | ER | BB | SO | BF | B/AVG | WP | HBP |
|-------|------|-----|-----|----|----|-----|----|-----|---|---|----|----|----|----|-------|----|-----|
| 2025  | 1.59 | 0-1 | 3   | 1  | 0  | 0   | 0  | 5.2 | 1 | 3 | 1  | 5  | 7  | 25 | .053  | 0  | 1   |
| TOTAL | 1.59 | 0-1 | 3   | 1  | 0  | 0   | 0  | 5.2 | 1 | 3 | 1  | 5  | 7  | 25 | .053  | 0  | 1   |



## PITCHING STAFF PROFILES

# 9 PICO KOHN

LHP | L/L | JR. | 6-4 | 200  
VERBENA, ALA. / CHILTON COUNTY HS

### QUICK HITS

- Pitched a career-high seven innings at Virginia (6/2/24)
- Tallied a career-high 11 punchouts in both his starts this season.
- His 28 strikeouts are tied for the 12th most in the nation.

### SINGLE GAME CAREER HIGHS

|             |     |                                 |
|-------------|-----|---------------------------------|
| Innings     | 7.0 | at Virginia (6/2/24)            |
| Strikeouts  | 11  | 2x last Missouri State(2/21/25) |
| Walks (Low) | 0   | 16x last Rice(2/28/25)          |

### MISCELLANEOUS STATS

|                                   | 2025 | CAREER GAMES |
|-----------------------------------|------|--------------|
| 5+ Strikeout Games                | 3    | 6            |
| 10+ Strikeout Games               | 2    | 2            |
| 2 or Fewer Hits Allowed           | 2    | 22           |
| Longest Scoreless Innings Stretch | 5.0  | 5.0          |
| Wins in a Row*                    | --   | --           |

\*no decisions do not break a streak

\*\*designates as current

### KOHN'S GAME-BY-GAME PITCHING STATS

| DATE   | OPP            | GS | IP   | H | R | ER | BB | SO | 2B | 3B | HR | WP | BK | HBP | W/L | SV | ERA  |
|--------|----------------|----|------|---|---|----|----|----|----|----|----|----|----|-----|-----|----|------|
| 2/14   | Manhattan      | *  | 5.0  | 1 | 0 | 0  | 0  | 11 | 0  | 0  | 0  | 0  | 0  | 0   | 1/0 | 0  | 0.00 |
| 2/21   | Missouri State | *  | 6.1  | 4 | 1 | 1  | 0  | 11 | 2  | 0  | 0  | 0  | 0  | 0   | -/- | 0  | 1.42 |
| 2/28   | Arizona        | *  | 6.1  | 4 | 3 | 2  | 2  | 6  | 1  | 1  | 1  | 0  | 0  | 0   | 1/0 | 0  | 2.84 |
| TOTALS |                |    | 11.1 | 5 | 2 | 2  | 0  | 22 | 2  | 0  | 0  | 0  | 0  | 0   | 1/- | 0  | 1.53 |

### CAREER PITCHING STATS

| YEAR  | ERA  | W-L | APP | GS | CG | SHO | SV | IP      | H  | R  | ER | BB | SO | BF  | B/AVG | WP | HBP |
|-------|------|-----|-----|----|----|-----|----|---------|----|----|----|----|----|-----|-------|----|-----|
| 2022  | 4.91 | 2-2 | 21  | 2  | 0  | 0/0 | 0  | 36.2    | 35 | 24 | 20 | 18 | 35 | 165 | .255  | 4  | 4   |
| 2023  |      |     |     |    |    |     |    | --DNP-- |    |    |    |    |    |     |       |    |     |
| 2024  | 3.38 | 1-1 | 9   | 8  | 0  | 0/0 | 0  | 29.1    | 26 | 13 | 11 | 11 | 35 | 126 | .234  | 2  | 3   |
| 2025  | 1.53 | 2-0 | 3   | 3  | 0  | 0/0 | 0  | 17.2    | 9  | 4  | 3  | 2  | 28 | 64  | .148  | 0  | 0   |
| TOTAL | 3.72 | 3-3 | 32  | 12 | 0  | 0/0 | 0  | 83.2    | 70 | 41 | 34 | 31 | 98 | 329 | .227  | 6  | 7   |

# 11 DUKE STONE

RHP | R/R | FR. | 6-5 | 225  
UVALDA, GA. / JEFF DAVIS HS

### QUICK HITS

- Pitched 60 innings and punched out 121 to set the Jeff Davis High School record his junior year
- Two-time pitcher of the year and All-State team member three times

### SINGLE GAME CAREER HIGHS

|             |    |    |
|-------------|----|----|
| Innings     | -- | -- |
| Strikeouts  | -- | -- |
| Walks (Low) | -- | -- |

### MISCELLANEOUS STATS

|                                   | 2025 | CAREER GAMES |
|-----------------------------------|------|--------------|
| 5+ Strikeout Games                | --   | --           |
| 10+ Strikeout Games               | --   | --           |
| 2 or Fewer Hits Allowed           | --   | --           |
| Longest Scoreless Innings Stretch | --   | --           |
| Wins in a Row*                    | --   | --           |

\*no decisions do not break a streak

\*\*designates as current

### STONE'S GAME-BY-GAME PITCHING STATS

| DATE   | OPP | GS | IP  | H | R | ER | BB | SO | 2B | 3B | HR | WP | BK | HBP | W/L | SV | ERA  |
|--------|-----|----|-----|---|---|----|----|----|----|----|----|----|----|-----|-----|----|------|
| TOTALS |     |    | 0.0 | 0 | 0 | 0  | 0  | 0  | 0  | 0  | 0  | 0  | 0  | 0   | -/- | 0  | 0.00 |

### CAREER PITCHING STATS

| YEAR  | ERA  | W-L | APP | GS | CG | SHO | SV | IP  | H | R | ER | BB | SO | BF | B/AVG | WP | HBP |
|-------|------|-----|-----|----|----|-----|----|-----|---|---|----|----|----|----|-------|----|-----|
| 2025  |      |     |     |    |    |     |    |     |   |   |    |    |    |    |       |    |     |
| TOTAL | 0.00 | 0-0 | 0   | 0  | 0  | 0   | 0  | 0.0 | 0 | 0 | 0  | 0  | 0  | 0  | .000  | 0  | 0   |



PITCHING STAFF PROFILES

12 EVAN SIARY

RHP | R/R | JR. | 6-1 | 190  
COLUMBUS, MISS. / STARKVILLE ACADEMY

QUICK HITS

- Had a career-high five strikeouts through three innings against ULM (2/21/23)

SINGLE GAME CAREER HIGHS

|             |     |                                 |
|-------------|-----|---------------------------------|
| Innings     | 4.1 | at Kentucky (3/19/23)           |
| Strikeouts  | 5   | ULM (2/21/23)                   |
| Walks (Low) | 0   | 14x last Southern Miss (3/5/25) |

MISCELLANEOUS STATS

|                                   | 2025 | CAREER GAMES |
|-----------------------------------|------|--------------|
| 5+ Strikeouts                     | --   | 1            |
| 10+ Strikeouts                    | --   | --           |
| 2 or Fewer Hits Allowed           | 3    | 13           |
| Longest Scoreless Innings Stretch | 1.1  | 6.1          |
| Wins in a Row*                    | --   | 1            |

\*no decisions do not break a streak

\*\*designates as current

SIARY'S GAME-BY-GAME PITCHING STATS

| DATE   | OPP              | GS  | IP | H | R | ER | BB | SO | 2B | 3B | HR | WP | BK | HBP | W/L | SV | ERA  |
|--------|------------------|-----|----|---|---|----|----|----|----|----|----|----|----|-----|-----|----|------|
| 2/18   | at Southern Miss | 1.0 | 1  | 0 | 0 | 0  | 1  | 0  | 0  | 0  | 0  | 0  | 0  | 1   | -/- | 0  | 0.00 |
| 2/25   | Troy             | 1.1 | 0  | 0 | 0 | 0  | 3  | 0  | 0  | 0  | 0  | 0  | 0  | 1   | -/- | 0  | 0.00 |
| 3/5    | Southern Miss    | 1.0 | 0  | 0 | 0 | 0  | 0  | 0  | 0  | 0  | 0  | 0  | 0  | 0   | -/- | 0  | 0.00 |
| TOTALS |                  | 3.1 | 1  | 0 | 0 | 0  | 4  | 0  | 0  | 0  | 0  | 0  | 0  | 2   | -/- | 0  | 0.00 |

CAREER PITCHING STATS

| YEAR  | ERA  | W-L | APP | GS | CG | SHO | SV | IP   | H  | R  | ER | BB | SO | BF  | B/AVG | WP | HBP |
|-------|------|-----|-----|----|----|-----|----|------|----|----|----|----|----|-----|-------|----|-----|
| 2023  | 7.07 | 1-2 | 14  | 3  | 0  | 0   | 1  | 28.0 | 35 | 27 | 22 | 12 | 28 | 137 | .299  | 1  | 4   |
| 2024  | 7.48 | 0-3 | 10  | 4  | 0  | 0   | 0  | 21.2 | 28 | 18 | 18 | 6  | 22 | 101 | .304  | 0  | 2   |
| 2025  | 0.00 | 0-0 | 3   | 0  | 0  | 0   | 0  | 3.1  | 1  | 0  | 0  | 0  | 4  | 13  | .091  | 0  | 2   |
| TOTAL | 6.79 | 1-5 | 27  | 7  | 0  | 0   | 1  | 53   | 64 | 45 | 40 | 18 | 54 | 251 | .291  | 1  | 8   |

14 CADE O'LEARY

RHP | R/R | FR. | 6-4 | 190  
KNOXVILLE, TENN. / FARRAGUT HS

QUICK HITS

-Earned three state championship titles in 2022,2023, and 2024 with Farragut High School  
-Finished his senior year with a 7-0 record and 56 strikeouts

SINGLE GAME CAREER HIGHS

|             |    |    |
|-------------|----|----|
| Innings     | -- | -- |
| Strikeouts  | -- | -- |
| Walks (Low) | -- | -- |

MISCELLANEOUS STATS

|                                   | 2025 | CAREER GAMES |
|-----------------------------------|------|--------------|
| 5+ Strikeouts                     | --   | --           |
| 10+ Strikeouts                    | --   | --           |
| 2 or Fewer Hits Allowed           | --   | --           |
| Longest Scoreless Innings Stretch | --   | --           |
| Wins in a Row*                    | --   | --           |

\*no decisions do not break a streak

\*\*designates as current

O'LEARY'S GAME-BY-GAME PITCHING STATS

| DATE   | OPP | GS  | IP | H | R | ER | BB | SO | 2B | 3B | HR | WP | BK | HBP | W/L | SV | ERA  |
|--------|-----|-----|----|---|---|----|----|----|----|----|----|----|----|-----|-----|----|------|
| TOTALS |     | 0.0 | 0  | 0 | 0 | 0  | 0  | 0  | 0  | 0  | 0  | 0  | 0  | 0   | -/- | 0  | 0.00 |

CAREER PITCHING STATS

| YEAR  | ERA  | W-L | APP | GS | CG | SHO | SV | IP  | H | R | ER | BB | SO | BF | B/AVG | WP | HBP |
|-------|------|-----|-----|----|----|-----|----|-----|---|---|----|----|----|----|-------|----|-----|
| 2025  |      |     |     |    |    |     |    |     |   |   |    |    |    |    |       |    |     |
| TOTAL | 0.00 | 0-0 | 0   | 0  | 0  | 0   | 0  | 0.0 | 0 | 0 | 0  | 0  | 0  | 0  | .000  | 0  | 0   |



## PITCHING STAFF PROFILES

# 15 LUKE DOTSON

LHP | L/L | SO. | 6-4 | 195  
MARIETTA, GA. / MT. PARAN CHRISTIAN HS

### QUICK HITS

#### SINGLE GAME CAREER HIGHS

|             |     |                                   |
|-------------|-----|-----------------------------------|
| Innings     | 2.1 | Ga. Southern (2/24/24)            |
| Strikeouts  | 4   | Alabama (5/5/24)                  |
| Walks (Low) | 0   | 8x last at Oklahoma State(3/2/25) |

#### MISCELLANEOUS STATS

|                                   | 2025 | CAREER GAMES |
|-----------------------------------|------|--------------|
| 5+ Strikeouts                     | --   | --           |
| 10+ Strikeouts                    | --   | --           |
| 2 or Fewer Hits Allowed           | 4    | 12           |
| Longest Scoreless Innings Stretch | 1.0  | 6.2          |
| Wins in a Row*                    | --   | --           |

\*no decisions do not break a streak

\*\*designates as current

#### DOTSON'S GAME-BY-GAME PITCHING STATS

| DATE   | OPP               | GS  | IP | H | R | ER | BB | SO | 2B | 3B | HR | WP | BK | HBP | W/L | SV | ERA   |
|--------|-------------------|-----|----|---|---|----|----|----|----|----|----|----|----|-----|-----|----|-------|
| 2/16   | Manhattan         | 1.0 | 0  | 0 | 0 | 0  | 0  | 0  | 0  | 0  | 0  | 0  | 0  | 0   | -/- | 0  | 0.00  |
| 2/21   | Missouri State    | 1.0 | 0  | 0 | 0 | 2  | 1  | 0  | 0  | 0  | 0  | 0  | 0  | 0   | -/- | 1  | 0.00  |
| 2/23   | Missouri State    | 0.1 | 2  | 1 | 1 | 1  | 0  | 0  | 0  | 1  | 0  | 0  | 0  | 0   | -/- | 0  | 27.00 |
| 3/2    | at Oklahoma State | 1.0 | 0  | 0 | 0 | 0  | 1  | 0  | 0  | 0  | 0  | 0  | 0  | 0   | -/- | 0  | 0.00  |
| TOTALS |                   | 3.1 | 2  | 1 | 1 | 3  | 2  | 0  | 0  | 1  | 0  | 0  | 0  | 0   | -/- | 1  | 2.70  |

#### CAREER PITCHING STATS

| YEAR  | ERA  | W-L | APP | GS | CG | SHO | SV | IP   | H  | R  | ER | BB | SO | BF | B/AVG | WP | HBP |
|-------|------|-----|-----|----|----|-----|----|------|----|----|----|----|----|----|-------|----|-----|
| 2024  | 8.25 | 0-0 | 11  | 0  | 0  | 0   | 0  | 12.0 | 15 | 11 | 11 | 5  | 19 | 59 | .294  | 1  | 2   |
| 2025  | 2.70 | 0-0 | 4   | 0  | 0  | 0   | 1  | 3.1  | 2  | 1  | 1  | 3  | 2  | 15 | .176  | 0  | 0   |
| TOTAL | 7.04 | 0-0 | 15  | 0  | 0  | 0   | 1  | 15.1 | 17 | 12 | 12 | 8  | 21 | 74 | .270  | 1  | 2   |

# 17 STONE SIMMONS

RHP | R/R | GR. | 6-4 | 235  
HOUSTON, TEXAS. / FURMAN

### QUICK HITS

- Missed the 2023 and 2024 season due to injury. Was the teams first base coach in 2023
- Made his first appearance since March 5, 2022 on Feb. 16, 2025

#### SINGLE GAME CAREER HIGHS

|             |     |                             |
|-------------|-----|-----------------------------|
| Innings     | 7.0 | vs. Fordham (2/28/20)*      |
| Strikeouts  | 8   | vs. Fordham (2/28/20)*      |
| Walks (Low) | 0   | 14x last at Tulane (3/5/22) |

\*Career-highs from Furman

#### MISCELLANEOUS STATS

|                                   | 2025 | CAREER GAMES |
|-----------------------------------|------|--------------|
| 5+ Strikeouts                     | 2    | 4            |
| 10+ Strikeouts                    | --   | --           |
| 2 or Fewer Hits Allowed           | 2    | 19           |
| Longest Scoreless Innings Stretch | 3.0  | 5.2          |
| Wins in a Row*                    | 2    | 1            |

\*no decisions do not break a streak

\*\*designates as current

#### SIMMONS' GAME-BY-GAME PITCHING STATS

| DATE   | OPP               | GS | IP  | H | R | ER | BB | SO | 2B | 3B | HR | WP | BK | HBP | W/L | SV | ERA   |
|--------|-------------------|----|-----|---|---|----|----|----|----|----|----|----|----|-----|-----|----|-------|
| 2/16   | Manhattan         | *  | 3.0 | 1 | 0 | 0  | 2  | 5  | 0  | 0  | 0  | 0  | 0  | 0   | 1/0 | 0  | 0.00  |
| 2/23   | Missouri State    | *  | 4.0 | 0 | 1 | 1  | 4  | 5  | 0  | 0  | 0  | 0  | 0  | 1   | 1/0 | 0  | 2.25  |
| 3/2    | at Oklahoma State | *  | 2.2 | 5 | 6 | 3  | 3  | 3  | 1  | 0  | 0  | 0  | 0  | 0   | 0/1 | 0  | 10.12 |
| TOTALS |                   |    | 9.2 | 6 | 7 | 4  | 9  | 13 | 1  | 0  | 0  | 0  | 0  | 1   | 2/1 | 0  | 3.72  |

#### CAREER PITCHING STATS

| YEAR  | ERA  | W-L | APP | GS | CG | SHO | SV | IP      | H  | R  | ER | BB | SO | BF  | B/AVG | WP | HBP |
|-------|------|-----|-----|----|----|-----|----|---------|----|----|----|----|----|-----|-------|----|-----|
| 2020* | 2.91 | 0-3 | 4   | 4  | 0  | 0   | 0  | 21.2    | 23 | 11 | 7  | 6  | 17 | 96  | .271  | 3  | 2   |
| 2021  | 4.81 | 1-1 | 19  | 0  | 0  | 0   | 2  | 24.1    | 22 | 15 | 13 | 8  | 29 | 104 | .234  | 2  | 1   |
| 2022  | 0.00 | 0-0 | 3   | 0  | 0  | 0   | 0  | 4.1     | 0  | 0  | 0  | 0  | 6  | 13  | .000  | 0  | 0   |
| 2023  |      |     |     |    |    |     |    | --DNP-- |    |    |    |    |    |     |       |    |     |
| 2024  |      |     |     |    |    |     |    | --DNP-- |    |    |    |    |    |     |       |    |     |
| 2025  | 3.72 | 2-1 | 3   | 3  | 0  | 0   | 0  | 9.2     | 5  | 7  | 4  | 9  | 13 | 45  | .182  | 0  | 1   |
| TOTAL | 3.60 | 3-5 | 29  | 7  | 0  | 0   | 2  | 60.0    | 51 | 33 | 24 | 23 | 65 | 258 | .227  | 5  | 4   |

\* Statistics from Furman





## PITCHING STAFF PROFILES

# 19 ROBERT FORTENBERRY

LHP | L/L | JR. | 6-0 | 220  
FRISCO, TEXAS / WEATHERFORD COLLEGE

### QUICK HITS

- NJCAA National Pitcher of the Year and Co-Conference Pitcher of the Year
- First Team All-Region selection
- Did not allow a home run in the 2024 season
- Made his first apperance with Mississippi State against Southern Miss on February 18, 2025

### SINGLE GAME CAREER HIGHS

|             |     |                                   |
|-------------|-----|-----------------------------------|
| Innings     | 1.1 | Missouri State(2/23/25)           |
| Strikeouts  | 1   | Missouri State(2/23/25)           |
| Walks (Low) | 0   | 2x last at Oklahoma State(3/2/25) |

### MISCELLANEOUS STATS

|                                   | 2025 | CAREER GAMES |
|-----------------------------------|------|--------------|
| 5+ Strikeouts                     | --   | --           |
| 10+ Strikeouts                    | --   | --           |
| 2 or Fewer Hits Allowed           | 2    | 2            |
| Longest Scoreless Innings Stretch | 1.0  | 1.0          |
| Wins in a Row*                    | --   | --           |

\*no decisions do not break a streak

\*\*designates as current

### FORTENBERRY'S GAME-BY-GAME PITCHING STATS

| DATE   | OPP               | GS  | IP | H | R | ER | BB | SO | 2B | 3B | HR | WP | BK | HBP | W/L | SV | ERA   |
|--------|-------------------|-----|----|---|---|----|----|----|----|----|----|----|----|-----|-----|----|-------|
| 2/18   | at Southern Miss  | 1.0 | 0  | 0 | 0 | 0  | 0  | 0  | 0  | 0  | 0  | 0  | 0  | 0   | -/- | 0  | 0.00  |
| 2/23   | Missouri State    | 1.1 | 0  | 2 | 2 | 1  | 1  | 0  | 0  | 0  | 0  | 0  | 0  | 1   | -/- | 0  | 13.50 |
| 3/2    | at Oklahoma State | 0.1 | 2  | 2 | 2 | 0  | 0  | 0  | 0  | 0  | 1  | 0  | 0  | 0   | -/- | 0  | 54.00 |
| TOTALS |                   | 2.2 | 2  | 4 | 4 | 1  | 1  | 0  | 0  | 0  | 1  | 0  | 0  | 1   | -/- | 0  | 13.50 |

### CAREER PITCHING STATS

| YEAR  | ERA   | W-L | APP | GS | CG | SHO | SV | IP  | H | R | ER | BB | SO | BF | B/AVG | WP | HBP |
|-------|-------|-----|-----|----|----|-----|----|-----|---|---|----|----|----|----|-------|----|-----|
| 2025  | 13.50 | 0-0 | 3   | 0  | 0  | 0   | 0  | 2.2 | 2 | 4 | 4  | 1  | 1  | 12 | .222  | 0  | 1   |
| TOTAL | 7.71  | 0-0 | 2   | 0  | 0  | 0   | 0  | 2.1 | 0 | 2 | 2  | 1  | 1  | 12 | .222  | 0  | 1   |

# 25 BRADLEY LOFTIN

LHP | L/L | JR. | 6-3 | 200  
SOUTHAVEN, MISS. / DESOTO CENTRAL

### QUICK HITS

- Collected two wins in a row dating back to 2023
- Earned a 2-1 record in 26.1 innings pitched in 2023
- During 2023, limited opponents to a .146 batting average
- Grabbed first career win on March 7, 2023, against Valparaiso

### SINGLE GAME CAREER HIGHS

|             |     |                                     |
|-------------|-----|-------------------------------------|
| Innings     | 6.0 | Valparaiso (3/3/23)                 |
| Strikeouts  | 11  | Valparaiso (3/3/23)                 |
| Walks (Low) | 0   | 2x last vs. South Alabama (3/12/24) |

### MISCELLANEOUS STATS

|                                   | 2025 | CAREER GAMES |
|-----------------------------------|------|--------------|
| 5+ Strikeouts                     | --   | 5            |
| 10+ Strikeouts                    | --   | 1            |
| 2 or Fewer Hits Allowed           | --   | 7            |
| Longest Scoreless Innings Stretch | --   | 8.0          |
| Wins in a Row*                    | --   | 2            |

\*no decisions do not break a streak

\*\*designates as current

### PASSEAU'S GAME-BY-GAME PITCHING STATS

| DATE   | OPP | GS  | IP | H | R | ER | BB | SO | 2B | 3B | HR | WP | BK | HBP | W/L | SV | ERA  |
|--------|-----|-----|----|---|---|----|----|----|----|----|----|----|----|-----|-----|----|------|
| TOTALS |     | 0.0 | 0  | 0 | 0 | 0  | 0  | 0  | 0  | 0  | 0  | 0  | 0  | 0   | -/- | 0  | 0.00 |

### CAREER PITCHING STATS

| YEAR  | ERA  | W-L | APP | GS | CG | SHO | SV | IP   | H  | R  | ER | BB | SO | BF  | B/AVG | WP | HBP |
|-------|------|-----|-----|----|----|-----|----|------|----|----|----|----|----|-----|-------|----|-----|
| 2023  | 3.08 | 2-1 | 7   | 5  | 0  | 0   | 0  | 26.1 | 13 | 12 | 9  | 28 | 43 | 122 | .146  | 4  | 3   |
| 2024  | 3.38 | 0-0 | 3   | 2  | 0  | 0   | 0  | 8.0  | 7  | 4  | 3  | 1  | 12 | 32  | .233  | 1  | 1   |
| 2025  |      |     |     |    |    |     |    |      |    |    |    |    |    |     |       |    |     |
| TOTAL | 3.15 | 2-1 | 10  | 7  | 0  | 0   | 0  | 34.1 | 20 | 16 | 12 | 29 | 55 | 154 | .168  | 5  | 4   |

PITCHING STAFF PROFILES

# 26 CHASE HUNGATE

RHP | L/R | SR. | 6-1 | 175  
ABINGDON, VA. / VIRGINIA

## QUICK HITS

- Was named to the NCBWA Stopper of the Year Watch List
- Was part of the 2024 Virginia baseball team to go to Omaha

## SINGLE GAME CAREER HIGHS

|             |     |                                 |
|-------------|-----|---------------------------------|
| Innings     | 5.0 | Georgia Tech (4/20/24)*         |
| Strikeouts  | 5   | 4x last Florida St. (3/24/23)*  |
| Walks (Low) | 0   | 40x last Southern Miss (3/5/25) |

\*Career-highs from UVA

## MISCELLANEOUS STATS

|                                   | 2025 | CAREER GAMES |
|-----------------------------------|------|--------------|
| 5+ Strikeouts                     | --   | 4            |
| 10+ Strikeouts                    | --   | --           |
| 2 or Fewer Hits Allowed           | 6    | 53           |
| Longest Scoreless Innings Stretch | --   | --           |
| Wins in a Row*                    | --   | 2            |

\*no decisions do not break a streak

\*\*designates as current

## HUNGATE'S GAME-BY-GAME PITCHING STATS

| DATE   | OPP              | GS  | IP | H | R | ER | BB | SO | 2B | 3B | HR | WP | BK | HBP | W/L | SV | ERA  |
|--------|------------------|-----|----|---|---|----|----|----|----|----|----|----|----|-----|-----|----|------|
| 2/14   | Manhattan        | 1.0 | 1  | 0 | 0 | 0  | 1  | 0  | 0  | 0  | 0  | 0  | 0  | 0   | -/- | 0  | 0.00 |
| 2/18   | at Southern Miss | 1.0 | 0  | 0 | 0 | 0  | 0  | 0  | 0  | 0  | 0  | 0  | 0  | 0   | -/- | 0  | 0.00 |
| 2/21   | Missouri State   | 1.0 | 1  | 0 | 0 | 0  | 1  | 0  | 0  | 0  | 0  | 0  | 0  | 1   | -/- | 0  | 0.00 |
| 2/23   | Missouri State   | 0.2 | 0  | 0 | 0 | 0  | 0  | 0  | 0  | 0  | 0  | 0  | 0  | 0   | -/- | 1  | 0.00 |
| 2/28   | Rice             | 0.2 | 1  | 0 | 0 | 0  | 2  | 0  | 0  | 0  | 0  | 0  | 0  | 0   | -/- | 1  | 0.00 |
| 3/5    | Southern Miss    | 2.1 | 2  | 0 | 0 | 0  | 1  | 0  | 0  | 0  | 0  | 0  | 0  | 0   | -/- | 0  | 0.00 |
| TOTALS |                  | 6.2 | 5  | 0 | 0 | 0  | 5  | 0  | 0  | 0  | 0  | 0  | 0  | 1   | -/- | 2  | 0.00 |

## CAREER PITCHING STATS

| YEAR  | ERA  | W-L  | APP | GS | CG | SHO | SV | IP    | H   | R  | ER | BB | SO  | BF  | B/AVG | WP | HBP |
|-------|------|------|-----|----|----|-----|----|-------|-----|----|----|----|-----|-----|-------|----|-----|
| 2022* | 3.57 | 6-4  | 22  | 0  | 0  | 0   | 0  | 63.0  | 62  | 38 | 25 | 14 | 46  | 278 | .245  | 4  | 7   |
| 2023* | 5.76 | 3-0  | 16  | 0  | 0  | 0   | 0  | 25.0  | 28  | 17 | 16 | 4  | 21  | 109 | .283  | 0  | 4   |
| 2024* | 3.74 | 7-2  | 30  | 0  | 0  | 0   | 2  | 53.0  | 49  | 22 | 22 | 13 | 37  | 221 | .251  | 1  | 7   |
| 2025  | 0.00 | 0-0  | 6   | 0  | 0  | 0   | 2  | 6.2   | 5   | 0  | 0  | 0  | 5   | 24  | .227  | 0  | 1   |
| TOTAL | 3.84 | 16-6 | 73  | 0  | 0  | 0   | 4  | 147.2 | 144 | 77 | 63 | 31 | 109 | 632 | .253  | 5  | 19  |

\*Statistics from VCU

\*Statistics from Virginia

# 27 GAVIN BLACK

RHP | L/R | JR. | 6-0 | 195  
BOGART, GA. / NW FLORIDA STATE COLLEGE

## QUICK HITS

- Punched out season-high four vs. Alabama (5/3/24)

## SINGLE GAME CAREER HIGHS

|             |   |                              |
|-------------|---|------------------------------|
| Innings     | 2 | Alabama (5/3/24)             |
| Strikeouts  | 4 | Alabama (5/3/24)             |
| Walks (Low) | 0 | 7x last at Virginia (6/2/24) |

## MISCELLANEOUS STATS

|                                   | 2025 | CAREER GAMES |
|-----------------------------------|------|--------------|
| 5+ Strikeouts                     | --   | 3            |
| 10+ Strikeouts                    | --   | --           |
| 2 or Fewer Hits Allowed           | 1    | 26           |
| Longest Scoreless Innings Stretch | 1.0  | 5.0          |
| Wins in a Row*                    | --   | --           |

\*no decisions do not break a streak

\*\*designates as current

\*Statistics from NW Florida State College

## BLACK'S GAME-BY-GAME PITCHING STATS

| DATE   | OPP  | GS  | IP | H | R | ER | BB | SO | 2B | 3B | HR | WP | BK | HBP | W/L | SV | ERA  |
|--------|------|-----|----|---|---|----|----|----|----|----|----|----|----|-----|-----|----|------|
| 2/25   | Troy | 1.0 | 1  | 0 | 0 | 1  | 2  | 0  | 0  | 0  | 0  | 0  | 0  | 0   | -/- | 0  | 0.00 |
| TOTALS |      | 1.0 | 1  | 0 | 0 | 1  | 2  | 0  | 0  | 0  | 0  | 0  | 0  | 0   | -/- | 0  | 0.00 |

## CAREER PITCHING STATS

| YEAR  | ERA  | W-L | APP | GS | CG | SHO | SV | IP   | H  | R  | ER | BB | SO | BF | B/AVG | WP | HBP |
|-------|------|-----|-----|----|----|-----|----|------|----|----|----|----|----|----|-------|----|-----|
| 2024  | 5.93 | 0-0 | 12  | 0  | 0  | 0   | 0  | 13.2 | 13 | 10 | 9  | 8  | 22 | 64 | .250  | 1  | 2   |
| 2025  | 0.00 | 0-0 | 1   | 0  | 0  | 0   | 0  | 1.0  | 1  | 0  | 0  | 1  | 2  | 5  | .250  | 0  | 0   |
| TOTAL | 5.52 | 0-0 | 13  | 0  | 0  | 0   | 0  | 14.2 | 14 | 10 | 9  | 9  | 24 | 69 | .250  | 1  | 2   |



## PITCHING STAFF PROFILES

# 28 RYAN MCPHERSON

RHP | R/R | FR. | 6-3 | 205  
HOLLYWOOD, FLA. / NORTH BROWARD PREP

### QUICK HITS

- Named to the 2023 Rawlings-Perfect Games First Team Preseason All-American
- Member of Team USA 15u in 2021
- Made his first appearance with Mississippi State against Manhattan on February 16, 2025
- Got his first career win against Missouri State on February 22, 2025

### SINGLE GAME CAREER HIGHS

|             |     |                              |
|-------------|-----|------------------------------|
| Innings     | 3.0 | 2x last ast Arizona (3/1/25) |
| Strikeouts  | 6   | Arizona (3/1/25))            |
| Walks (Low) | 0   | 2x last Arizona (3/1/25)     |

### MISCELLANEOUS STATS

|                                   | 2025 | CAREER GAMES |
|-----------------------------------|------|--------------|
| 5+ Strikeouts                     | 1    | 1            |
| 10+ Strikeouts                    | --   | --           |
| 2 or Fewer Hits Allowed           | 2    | 2            |
| Longest Scoreless Innings Stretch | 3.0  | 3.0          |
| Wins in a Row*                    | --   | --           |

\*no decisions do not break a streak

\*\*designates as current

### MCPHERSON'S GAME-BY-GAME PITCHING STATS

| DATE   | OPP            | GS  | IP | H | R | ER | BB | SO | 2B | 3B | HR | WP | BK | HBP | W/L | SV | ERA  |
|--------|----------------|-----|----|---|---|----|----|----|----|----|----|----|----|-----|-----|----|------|
| 2/16   | Manhattan      | 2.0 | 1  | 1 | 1 | 0  | 3  | 0  | 0  | 0  | 1  | 0  | 0  | 0   | -/- | 0  | 4.50 |
| 2/25   | Missouri State | 3.0 | 1  | 0 | 0 | 3  | 4  | 0  | 0  | 0  | 0  | 0  | 0  | 0   | 1-  | 0  | 0.00 |
| 3/1    | Arizona        | 3.0 | 3  | 1 | 1 | 0  | 6  | 1  | 0  | 0  | 1  | 0  | 0  | 0   | -/- | 0  | 3.00 |
| TOTALS |                | 8.0 | 5  | 2 | 2 | 3  | 13 | 1  | 0  | 1  | 1  | 0  | 0  | 0   | 1/0 | 0  | 2.25 |

### CAREER PITCHING STATS

| YEAR  | ERA  | W-L | APP | GS | CG | SHO | SV | IP  | H | R | ER | BB | SO | BF | B/AVG | WP | HBP |
|-------|------|-----|-----|----|----|-----|----|-----|---|---|----|----|----|----|-------|----|-----|
| 2025  | 2.25 | 1-0 | 3   | 0  | 0  | 0   | 0  | 8.0 | 5 | 2 | 2  | 3  | 13 | 32 | .179  | 1  | 0   |
| TOTAL | 2.25 | 1-0 | 3   | 0  | 0  | 0   | 0  | 8.0 | 5 | 2 | 2  | 3  | 13 | 32 | .179  | 1  | 0   |

# 29 NATE WILLIAMS

RHP | R/R | SR. | 6-3 | 230  
ACWORTH, GA. / FLORENCE DARLINGTON CC

### QUICK HITS

- Came to Mississippi State from Florence Darlington CC
- Made his first appearance with the Bulldogs on February 16, 2025 against Manhattan

### SINGLE GAME CAREER HIGHS

|             |     |                          |
|-------------|-----|--------------------------|
| Innings     | 1.0 | 3x last Arizona (3/1/25) |
| Strikeouts  | 3   | Manhattan(2/16/25)       |
| Walks (Low) | 0   | 2x last Arizona (3/1/25) |

### MISCELLANEOUS STATS

|                                   | 2025 | CAREER GAMES |
|-----------------------------------|------|--------------|
| 5+ Strikeouts                     | --   | --           |
| 10+ Strikeouts                    | --   | --           |
| 2 or Fewer Hits Allowed           | 3    | 3            |
| Longest Scoreless Innings Stretch | 1.0  | 1.0          |
| Wins in a Row*                    | --   | --           |

\*no decisions do not break a streak

\*\*designates as current

### WILLIAMS'S GAME-BY-GAME PITCHING STATS

| DATE   | OPP            | GS  | IP | H | R | ER | BB | SO | 2B | 3B | HR | WP | BK | HBP | W/L | SV | ERA  |
|--------|----------------|-----|----|---|---|----|----|----|----|----|----|----|----|-----|-----|----|------|
| 2/16   | Manhattan      | 1.0 | 0  | 0 | 0 | 1  | 3  | 0  | 0  | 0  | 0  | 0  | 0  | 0   | 0/0 | 0  | 0.00 |
| 2/22   | Missouri State | 1.0 | 0  | 0 | 0 | 0  | 2  | 0  | 0  | 0  | 0  | 0  | 0  | 0   | 0/0 | 0  | 0.00 |
| 3/1    | Arizona        | 1.0 |    |   |   |    |    |    |    |    |    |    |    |     |     |    |      |
| TOTALS |                | 2.0 | 0  | 0 | 0 | 1  | 5  | 0  | 0  | 0  | 0  | 0  | 0  | 0   | 0/0 | 0  | 0.00 |

### CAREER PITCHING STATS

| YEAR  | ERA  | W-L | APP | GS | CG | SHO | SV | IP      | H | R | ER | BB | SO | BF | B/AVG | WP | HBP |
|-------|------|-----|-----|----|----|-----|----|---------|---|---|----|----|----|----|-------|----|-----|
| 2023  |      |     |     |    |    |     |    | --DNP-- |   |   |    |    |    |    |       |    |     |
| 2024  |      |     |     |    |    |     |    | --DNP-- |   |   |    |    |    |    |       |    |     |
| 2025  | 0.00 | 0-0 | 3   | 0  | 0  | 0   | 0  | 3.0     | 0 | 0 | 0  | 1  | 7  | 10 | .000  | 0  | 0   |
| TOTAL | 0.00 | 0-0 | 3   | 0  | 0  | 0   | 0  | 3.0     | 0 | 0 | 0  | 1  | 7  | 10 | .000  | 0  | 0   |



PITCHING STAFF PROFILES

30 JACOB PRUITT

RHP | R/R | JR. | 6-1 | 185  
YORKTOWN, IND. / INDIANA STATE

QUICK HITS

- struck out nine against Troy, his most since March 4, 2024 when he had 11 against Southern Miss.
- Made his MSU debut on Feb. 14 against Manhattan

SINGLE GAME CAREER HIGHS

|             |    |                                    |
|-------------|----|------------------------------------|
| Innings     | 6  | vs UConn (2/17/24)^                |
| Strikeouts  | 11 | 2x last at Southern Miss (3/1/24)^ |
| Walks (Low) | 0  | 10x last Troy (2/25/25)            |

\*Career-highs from Indiana State

MISCELLANEOUS STATS

|                                   | 2025 | CAREER GAMES |
|-----------------------------------|------|--------------|
| 5+ Strikeouts                     | 1    | 4            |
| 10+ Strikeouts                    | --   | 2            |
| 2 or Fewer Hits Allowed           | 2    | 8            |
| Longest Scoreless Innings Stretch | 2.0  | 6.0          |
| Wins in a Row*                    | --   | 2            |

\*no decisions do not break a streak

\*\*designates as current

PRUITT'S GAME-BY-GAME PITCHING STATS

| DATE   | OPP           | GS | IP  | H | R | ER | BB | SO | 2B | 3B | HR | WP | BK | HBP | W/L | SV | ERA   |
|--------|---------------|----|-----|---|---|----|----|----|----|----|----|----|----|-----|-----|----|-------|
| 2/14   | Manhattan     |    | 1.0 | 2 | 3 | 3  | 2  | 1  | 1  | 0  | 0  | 0  | 0  | 1   | -/- | 0  | 27.00 |
| 2/25   | Troy          | *  | 4.0 | 1 | 1 | 1  | 0  | 9  | 0  | 0  | 1  | 0  | 0  | 0   | -/- | 0  | 2.25  |
| 3/5    | Southern Miss | *  | 3.2 | 3 | 3 | 2  | 3  | 2  | 1  | 0  | 0  | 0  | 0  | 0   | -/- | 0  | 4.91  |
| TOTALS |               |    | 8.2 | 6 | 7 | 6  | 5  | 12 | 2  | 0  | 1  | 0  | 0  | 1   | -/- | 0  | 6.23  |

CAREER PITCHING STATS

| YEAR  | ERA  | W-L | APP | GS | CG | SHO | SV | IP   | H  | R  | ER | BB | SO | BF  | B/AVG | WP | HBP |
|-------|------|-----|-----|----|----|-----|----|------|----|----|----|----|----|-----|-------|----|-----|
| 2023* | 7.17 | 2-1 | 14  | 1  | 0  | 0   | 0  | 21.1 | 26 | 17 | 17 | 10 | 25 | 101 | .257  | 3  | 2   |
| 2024* | 3.02 | 3-2 | 13  | 5  | 0  | 0   | 1  | 41.2 | 36 | 17 | 14 | 23 | 57 | 185 | .232  | 0  | 6   |
| 2025  | 7.20 | 0-0 | 2   | 1  | 0  | 0   | 0  | 5.0  | 3  | 4  | 4  | 2  | 10 | 21  | .143  | 0  | 1   |
| TOTAL |      | 4-6 | 29  | 7  | 0  | 0   | 1  | 68.0 | 65 | 38 | 35 | 35 | 92 | 307 | .251  | 2  | 9   |

\*Statistics from Indiana State

31 KARSON LIGON

RHP | R/R | SR. | 6-1 | 210  
SARASOTA, FLA. / MIAMI (Fla.)

QUICK HITS

- 2023 ACC Pitched of the Week (4/3)
- 2022 ACC All-Freshman Team at Miami (Fla.)

SINGLE GAME CAREER HIGHS

|             |     |                            |
|-------------|-----|----------------------------|
| Innings     | 8.0 | Florida State (3/31/23)*   |
| Strikeouts  | 8   | 2x last Manhattan(2/14/25) |
| Walks (Low) | 0   | 9x last Manhattan(2/14/25) |

\*Career-highs from Miami

MISCELLANEOUS STATS

|                                   | 2025 | CAREER GAMES |
|-----------------------------------|------|--------------|
| 5+ Strikeouts                     | 1    | 12           |
| 10+ Strikeouts                    | --   | 16           |
| 2 or Fewer Hits Allowed           | 1    | 17           |
| Longest Scoreless Innings Stretch | 2.0  | 7.0*         |
| Wins in a Row*                    | --   | 2*           |

\*no decisions do not break a streak

\*\*designates as current

LIGON'S GAME-BY-GAME PITCHING STATS

| DATE   | OPP            | GS | IP  | H  | R | ER | BB | SO | 2B | 3B | HR | WP | BK | HBP | W/L | SV | ERA   |
|--------|----------------|----|-----|----|---|----|----|----|----|----|----|----|----|-----|-----|----|-------|
| 2/14   | Manhattan      | *  | 4.0 | 4  | 1 | 1  | 0  | 8  | 1  | 0  | 0  | 1  | 0  | 0   | 1/0 | 0  | 2.25  |
| 2/22   | Missouri State | *  | 3.0 | 2  | 1 | 0  | 3  | 3  | 1  | 0  | 0  | 0  | 0  | 1   | -/- | 0  | 0.00  |
| 3/1    | Arizona        | *  | 2.0 | 4  | 5 | 4  | 1  | 3  | 0  | 0  | 1  | 1  | 0  | 2   | 0/1 | 0  | 18.00 |
| TOTALS |                |    | 9.0 | 10 | 7 | 5  | 4  | 14 | 2  | 0  | 1  | 2  | 0  | 3   | 1/1 | 0  | 5.00  |

CAREER PITCHING STATS

| YEAR  | ERA  | W-L | APP | GS | CG | SHO | SV | IP    | H   | R   | ER | BB | SO  | BF  | B/AVG | WP | HBP |
|-------|------|-----|-----|----|----|-----|----|-------|-----|-----|----|----|-----|-----|-------|----|-----|
| 2022* | 4.90 | 6-6 | 16  | 15 | 0  | 0   | 0  | 75.1  | 82  | 47  | 41 | 32 | 67  | 346 | .264  | 5  | 10  |
| 2023* | 4.80 | 3-2 | 10  | 10 | 0  | 2   | 0  | 50.2  | 44  | 30  | 27 | 20 | 37  | 222 | .237  | 2  | 9   |
| 2024  | 4.56 | 1-0 | 15  | 2  | 0  | 0   | 0  | 23.2  | 17  | 16  | 12 | 21 | 21  | 113 | .202  | 5  | 7   |
| 2025  | 5.00 | 1-1 | 3   | 3  | 0  | 0   | 0  | 9.0   | 10  | 7   | 5  | 4  | 14  | 45  | .263  | 2  | 3   |
| TOTAL |      | 4-8 | 44  | 30 | 0  | 2   | 0  | 158.2 | 153 | 100 | 85 | 77 | 139 | 726 | .252  | 14 | 29  |

\*Statistics from Miami



PITCHING STAFF PROFILES

42 JACK GLEASON

RHP | R/R | FR. | 6-1 | 180  
GERMANTOWN, TENN. / BRIARCREST CHRISTIAN HS

QUICK HITS

- Earned First Team All-State, First Team All-Metro and First Team All-Region honors in his senior year
- Held opponents to a .097 batting average in his senior season

SINGLE GAME CAREER HIGHS

|             |    |    |
|-------------|----|----|
| Innings     | -- | -- |
| Strikeouts  | -- | -- |
| Walks (Low) | -- | -- |

MISCELLANEOUS STATS

|                                   | 2025 | CAREER GAMES |
|-----------------------------------|------|--------------|
| 5+ Strikeouts                     | --   | --           |
| 10+ Strikeouts                    | --   | --           |
| 2 or Fewer Hits Allowed           | --   | --           |
| Longest Scoreless Innings Stretch | --   | --           |
| Wins in a Row*                    | --   | --           |

\*no decisions do not break a streak

\*\*designates as current

GLEASON' GAME-BY-GAME PITCHING STATS

| DATE   | OPP | GS  | IP | H | R | ER | BB | SO | 2B | 3B | HR | WP | BK | HBP | W/L | SV | ERA  |
|--------|-----|-----|----|---|---|----|----|----|----|----|----|----|----|-----|-----|----|------|
| TOTALS |     | 0.0 | 0  | 0 | 0 | 0  | 0  | 0  | 0  | 0  | 0  | 0  | 0  | 0   | -/- | 0  | 0.00 |

CAREER PITCHING STATS

| YEAR  | ERA  | W-L | APP | GS | CG | SHO | SV | IP  | H | R | ER | BB | SO | BF | B/AVG | WP | HBP |
|-------|------|-----|-----|----|----|-----|----|-----|---|---|----|----|----|----|-------|----|-----|
| 2025  |      |     |     |    |    |     |    |     |   |   |    |    |    |    |       |    |     |
| TOTAL | 0.00 | 0-0 | 0   | 0  | 0  | 0   | 0  | 0.0 | 0 | 0 | 0  | 0  | 0  | 0  | .000  | 0  | 0   |

45 DANE BURNS

LHP | R/L | FR. | 6-5 | 215  
CELINA, TEXAS / PROSPER HS

QUICK HITS

- Drafted by the Kansas City Royals in the 17th round of the 2024 MLB Draft
- His father, Chris, was drafted in the 1992 NHL Draft by the San Jose Sharks (9th Round) as a goalie
- Made his first appearance with the Bulldogs
- Got his first career-win against Missouri State on February 21, 2025

SINGLE GAME CAREER HIGHS

|             |     |                          |
|-------------|-----|--------------------------|
| Innings     | 2.0 | Arizona (3/1/25)         |
| Strikeouts  | 4   | Arizona (3/1/25)         |
| Walks (Low) | 0   | 3x last Arizona (3/1/25) |

MISCELLANEOUS STATS

|                                   | 2025 | CAREER GAMES |
|-----------------------------------|------|--------------|
| 5+ Strikeouts                     | --   | --           |
| 10+ Strikeouts                    | --   | --           |
| 2 or Fewer Hits Allowed           | 3    | 3            |
| Longest Scoreless Innings Stretch | 2.0  | 2.0          |
| Wins in a Row*                    | --   | --           |

\*no decisions do not break a streak

\*\*designates as current

BURNS'S GAME-BY-GAME PITCHING STATS

| DATE   | OPP            | GS | IP  | H | R | ER | BB | SO | 2B | 3B | HR | WP | BK | HBP | W/L | SV | ERA  |
|--------|----------------|----|-----|---|---|----|----|----|----|----|----|----|----|-----|-----|----|------|
| 2/16   | Manhattan      |    | 1.0 | 1 | 0 | 0  | 0  | 2  | 0  | 0  | 0  | 0  | 0  | 0   | -/- | 0  | 0.00 |
| 2/21   | Missouri State |    | 0.2 | 0 | 0 | 0  | 1  | 1  | 0  | 0  | 0  | 1  | 0  | 0   | 1/0 | 0  | 0.00 |
| 3/1    | Arizona        |    | 2.0 | 1 | 0 | 0  | 0  | 4  | 0  | 0  | 0  | 0  | 0  | 0   | -/- | 0  | 0.00 |
| TOTALS |                |    | 3.2 | 2 | 0 | 0  | 1  | 7  | 0  | 0  | 0  | 1  | 0  | 0   | 1/0 | 0  | 0.00 |

CAREER PITCHING STATS

| YEAR  | ERA  | W-L | APP | GS | CG | SHO | SV | IP  | H | R | ER | BB | SO | BF | B/AVG | WP | HBP |
|-------|------|-----|-----|----|----|-----|----|-----|---|---|----|----|----|----|-------|----|-----|
| 2025  | 0.00 | 1-0 | 3   | 0  | 0  | 0   | 0  | 3.2 | 2 | 0 | 0  | 1  | 7  | 14 | .154  | 1  | 0   |
| TOTAL | 0.00 | 1-0 | 3   | 0  | 0  | 0   | 0  | 3.2 | 2 | 0 | 0  | 1  | 7  | 14 | .154  | 1  | 0   |



## PITCHING STAFF PROFILES

# 47 JT SCHNOOR

**RHP** | R/R | JR. | 6-4 | 215  
PASCAGOULA, MISS. / PEARL RIVER CC

### QUICK HITS

- Named Second Team All-MACCC\*
- Pitched 71.2 innings to rank second on the team\*
- His 12 wins were most among the pitching staff\*
- Pitched two complete games as a sophomore\*
- Made his first start with the Bulldogs on February 25, 2025

### SINGLE GAME CAREER HIGHS

|             |     |                |
|-------------|-----|----------------|
| Innings     | 0.1 | Troy (2/25/25) |
| Strikeouts  | 1   | Troy (2/25/25) |
| Walks (Low) | 1   | Troy (2/25/25) |

### MISCELLANEOUS STATS

|                                   | 2025 | CAREER GAMES |
|-----------------------------------|------|--------------|
| 5+ Strikeouts                     | --   | --           |
| 10+ Strikeouts                    | --   | --           |
| 2 or Fewer Hits Allowed           | --   | --           |
| Longest Scoreless Innings Stretch | --   | --           |
| Wins in a Row*                    | --   | --           |

\*no decisions do not break a streak

\*\*designates as current

### SCHNOOR'S GAME-BY-GAME PITCHING STATS

| DATE          | OPP  | GS | IP         | H        | R        | ER       | BB       | SO       | 2B       | 3B       | HR       | WP       | BK       | HBP      | W/L        | SV       | ERA          |
|---------------|------|----|------------|----------|----------|----------|----------|----------|----------|----------|----------|----------|----------|----------|------------|----------|--------------|
| 2/25          | Troy |    | 0.1        | 4        | 4        | 3        | 1        | 1        | 0        | 0        | 1        | 0        | 0        | 0        | -/-        | 0        | 81.00        |
| <b>TOTALS</b> |      |    | <b>0.1</b> | <b>4</b> | <b>4</b> | <b>3</b> | <b>1</b> | <b>1</b> | <b>0</b> | <b>0</b> | <b>1</b> | <b>0</b> | <b>0</b> | <b>0</b> | <b>-/-</b> | <b>0</b> | <b>81.00</b> |

### CAREER PITCHING STATS

| YEAR         | ERA          | W-L        | APP      | GS       | CG       | SHO      | SV       | IP         | H        | R        | ER       | BB       | SO       | BF       | B/AVG        | WP       | HBP      |
|--------------|--------------|------------|----------|----------|----------|----------|----------|------------|----------|----------|----------|----------|----------|----------|--------------|----------|----------|
| 2025         | 81.00        | 0-0        | 1        | 0        | 0        | 0        | 0        | 0.1        | 4        | 4        | 3        | 1        | 1        | 6        | 0.666        | 0        | 0        |
| <b>TOTAL</b> | <b>81.00</b> | <b>0-0</b> | <b>1</b> | <b>0</b> | <b>0</b> | <b>0</b> | <b>0</b> | <b>0.1</b> | <b>4</b> | <b>4</b> | <b>3</b> | <b>1</b> | <b>1</b> | <b>6</b> | <b>0.666</b> | <b>0</b> | <b>0</b> |

# 48 KEVIN MANNELL

**RHP** | R/R | JR. | 6-4 | 210  
TOPEKA, KAN. / KANSAS STATE

### QUICK HITS

- His 0.86 WHIP and 10.99 strikeout per nine-innings ratio ranked second in the KJCCC
- Named First-Team All-NJCAA Region VI, All-KJCCC West Division Pitcher of the Year and First Team All-KJCC West Starting Pitcher
- Second player to earn KJCCC West Pitcher of the Year and NJCAA All-American honors at Cloud County CC\*
- Pitched 75.1 innings to rank sixth in the NJCAA in 2024
- He pitched his first game with Mississippi State on March 2, 2025 against Oklahoma State.

### SINGLE GAME CAREER HIGHS

|             |     |                            |
|-------------|-----|----------------------------|
| Innings     | 1.2 | at Oklahoma State (3/2/25) |
| Strikeouts  | 1   | at Oklahoma State (3/2/25) |
| Walks (Low) | 0   | at Oklahoma State (3/2/25) |

### MISCELLANEOUS STATS

|                                   | 2025 | CAREER GAMES |
|-----------------------------------|------|--------------|
| 5+ Strikeouts                     | --   | --           |
| 10+ Strikeouts                    | --   | --           |
| 2 or Fewer Hits Allowed           | 1    | 1            |
| Longest Scoreless Innings Stretch | 1.2  | 1.2          |
| Wins in a Row*                    | --   | --           |

\*no decisions do not break a streak

\*\*designates as current

### MANNELL'S GAME-BY-GAME PITCHING STATS

| DATE          | OPP               | GS | IP         | H        | R        | ER       | BB       | SO       | 2B       | 3B       | HR       | WP       | BK       | HBP      | W/L        | SV       | ERA         |
|---------------|-------------------|----|------------|----------|----------|----------|----------|----------|----------|----------|----------|----------|----------|----------|------------|----------|-------------|
| 3/2           | at Oklahoma State |    | 1.2        | 0        | 0        | 0        | 0        | 1        | 0        | 0        | 0        | 0        | 0        | 1        | -/-        | 0        | 0.00        |
| <b>TOTALS</b> |                   |    | <b>1.2</b> | <b>0</b> | <b>0</b> | <b>0</b> | <b>0</b> | <b>1</b> | <b>0</b> | <b>0</b> | <b>0</b> | <b>0</b> | <b>0</b> | <b>1</b> | <b>-/-</b> | <b>0</b> | <b>0.00</b> |

### CAREER PITCHING STATS

| YEAR         | ERA         | W-L        | APP      | GS       | CG       | SHO      | SV       | IP         | H        | R        | ER       | BB       | SO       | BF       | B/AVG       | WP       | HBP      |
|--------------|-------------|------------|----------|----------|----------|----------|----------|------------|----------|----------|----------|----------|----------|----------|-------------|----------|----------|
| 2022^        |             |            |          |          |          |          |          | --DNP--    |          |          |          |          |          |          |             |          |          |
| 2023^        |             |            |          |          |          |          |          | --DNP--    |          |          |          |          |          |          |             |          |          |
| 2025         | 0.00        | 0-0        | 1        | 0        | 0        | 0        | 0        | 1.2        | 0        | 0        | 0        | 0        | 1        | 5        | .000        | 0        | 1        |
| <b>TOTAL</b> | <b>0.00</b> | <b>0-0</b> | <b>1</b> | <b>0</b> | <b>0</b> | <b>0</b> | <b>0</b> | <b>1.2</b> | <b>0</b> | <b>0</b> | <b>0</b> | <b>0</b> | <b>1</b> | <b>5</b> | <b>.000</b> | <b>0</b> | <b>1</b> |

^Statistics from Kansas State