



MISSISSIPPI STATE BASEBALL

2021 NATIONAL CHAMPIONS

135 Seasons | 40 NCAA Tournament Appearances | 12 College World Series Appearances | 20 MLB First Round Draft Picks

2025 SCHEDULE & RESULTS

MISSISSIPPI STATE BY THE NUMBERS

Overall Record	16-12
SEC Record	1-8
at Dudy Noble Field	12-4
Road Games	1-6
Neutral Site Games	3-2
Streak	L3
Last 10 Games	3-7

February (7-2)

	TV	TIME
14 MANHATTAN (G1)	SECN+	W, 17-3 (7)
14 MANHATTAN (G2)	SECN+	W, 13-1 (7)
16 MANHATTAN	SECN+	W, 5-1
18 at Southern Miss	ESPN+	L, 3-0
21 MISSOURI STATE	SECN+	W, 3-1
22 MISSOURI STATE	SECN+	W, 9-3
23 MISSOURI STATE	SECN+	W, 6-4
25 #21 TROY	SECN+	L, 6-5
28 vs. Rice (3)	ASTROS.COM	W, 14-3 (7)

March (9-10)

1 vs. Arizona (3)	ASTROS.COM	L, 6-5
2 vs. Oklahoma State (3)	ASTROS.COM	L, 9-7
5 #20 SOUTHERN MISS	SECN+	W, 18-3 (7)
7 QUEENS	SECN+	W, 9-3
8 QUEENS	SECN+	W, 10-2
9 QUEENS	SECN+	W, 9-3
11 vs. Old Dominion (2)	SECN+	W, 9-4
12 vs. Nicholls (2)	SECN+	W, 2-1
14 #11 TEXAS*	SECN+	L, 8-7
15 #11 TEXAS*	SECN+	L, 5-3
16 #11 TEXAS*	SECN+	L, 4-1
18 JACKSON STATE	SECN+	W, 16-3
21 at #10 Oklahoma*	SECN+	W, 2-1
22 at #10 Oklahoma*	SECN+	L, 13-11
23 at #10 Oklahoma*	SECN+	L, 7-3
25 SAMFORD	SECN+	W, 6-1
27 at LSU*	SECN	L, 8-6
28 at LSU*	SECN+	L, 2-1
29 at LSU*	SECN+	L, 17-8

April (0-0)

1 at Memphis	ESPN+	6 p.m.
4 SOUTH CAROLINA*	SECN+	6 p.m.
5 SOUTH CAROLINA*	SECN+	2 p.m.
6 SOUTH CAROLINA*	SECN+	1 p.m.
8 at UAB	ESPN+	6 p.m.
11 at Alabama*	SECN+	6 p.m.
12 at Alabama*	SECN+	4 p.m.
13 at Alabama*	SECN+	1 p.m.
15 SOUTHERN	SECN+	6 p.m.
17 FLORIDA*	SECN	7 p.m.
18 FLORIDA*	ESPN2	7:30 p.m.
19 FLORIDA*	ESPN2	2 p.m.
22 vs. Ole Miss (1)	---	6 p.m.
25 at Auburn*	SECN+	6 p.m.
26 at Auburn*	SECN+	6 p.m.
27 at Auburn*	SECN+	2 p.m.
29 MEMPHIS	SECN+	6 p.m.

May (0-0)

2 KENTUCKY*	SECN+	6 p.m.
3 KENTUCKY*	SECN+	2 p.m.
4 KENTUCKY*	SECN	12 p.m.
9 OLE MISS*	SECN	7:30 p.m.
10 OLE MISS*	SECN+	2 p.m.
11 OLE MISS*	SECN+	1 p.m.
13 NORTH ALABAMA	SECN+	6 p.m.
15 at Missouri*	SECN+	6 p.m.
16 at Missouri*	SECN+	6 p.m.
17 at Missouri*	SECN+	2 p.m.

All times central and subject to change

HOME GAMES IN BOLD CAPS | * - Southeastern Conference game
(1) - Trustmark Park; Pearl, Miss. | (2) - Kessler Federal Park; Biloxi, Miss.
(3) - Daikin Park; Houston

APRIL 1 | MEMPHIS | MEMPHIS, TENN. | FEDEXPARK



MISSISSIPPI STATE BULLDOGS

Record.....	16-12 (1-8 SEC)
Rankings.....	BA - NR, D1 - NR, NCBWA - NR, Perfect Game - NR, USA Today - NR
Head Coach.....	Chris Lemonis
Career Record.....	364-219-2 (11th season)
Record at MSU.....	223-129 (7th season)



MEMPHIS TIGERS

Record.....	11-16 (0-6 AAC)
Rankings.....	BA - NR, D1 - NR, NCBWA - NR Perfect Game - NR, USA Today - NR
Head Coach.....	Matt Riser
Career Record.....	354-272 (12th year)
Record at MEM.....	34-48 (2nd year)

MATCHUPS AT A GLANCE

MSU	OFFENSE	MEM	MSU	PITCHING/DEF.	MEM
.305	Batting	.216	3.97	ERA	4.62
.515	Slugging	.376	231.0	IP	233.2
.414	On-Base Pct.	.336	0	CGs	0
59	Doubles	41	5	Saves	6
4	Triples	4	320	Ks	223
42	Home Runs	29	.210	OBA	.267
131	Walks	124	.969	Fielding Pct.	.973
33-37	SB-SBA	34-45	12	Double Plays	30

PROBABLE PITCHERS

TUES: MSU - RHP Noah Sullivan (Jr., 0-0, 0.00 ERA) vs. MEM - RHP Caden Robinson (Jr., 1-2, 6.75 ERA)

GAME COVERAGE

Date	TV/Stream	Play-by-Play	Analyst	Radio	PxP/Analyst
April 1	ESPN+	Jeff Brightwell	Greg Gaston	100.9 FM/MSU App	Neil Price/Ron Polk

Live Stats - MSU.STATBROADCAST.COM X- @HailStateBB | #HailState

SERIES HISTORY

Series History	MSU leads 58-27	Last 5 Meetings	
MSU Streak	W4	4/23/24 (Memphis)	W, 6-4
First Meeting	1950	3/19/24 (Starkville)	W, 17-9
Last Meeting	2024	3/29/22 (Memphis)	W, 10-4
Last MSU Win	6-4 in Memphis in 2024	5/8/19 (Starkville)	W, 10-9
Last MEM Win	6-1 in Memphis in 2018	4/18/18 (Memphis)	L, 6-1

NUMBERS TO KNOW

12.5

Mississippi State's pitching staff ranks No. 2 nationally averaging 12.5 strikeouts per nine innings.

8

The Diamond Dawgs have won eight-consecutive non-conference games since March 5, including five-straight midweek contests.

60

Hunter Hines is tied for first among active DI players with 60 career home runs. That total ranks third on MSU's all-time homers list behind Rafael Palmeiro and Will Clark.



PROGRAM QUICK FACTS

School Information

Location	Starkville, Mississippi
Founded	1878
Enrollment	23,150
President	Dr. Mark E. Keenum
Faculty Representative	Dr. Brent Fountain
Director of Athletics	Zac Selmon
Twitter	@ZacSelmon
Affiliation	NCAA Division I
Conference	Southeastern
Nickname	Bulldogs
Colors	Maroon and White

Stadium

Name	Dudy Noble Field, Polk-DeMent Stadium
Capacity	15,000+
Field Dimensions	Left-330, Left Center-385, Center-400, Right Center-380, Right-305

Team Information

2024 Overall Record (SEC)	40-23 (17-13)
2024 Home / Away / Neutral	25-9 / 8-11 / 7-3
2024 Postseason	NCAA Regional
Lettermen Returning/Lost	16/17
Position Starters Returning/Lost	3/6
Pitchers Returning/Lost	7/13
2025 Newcomers	21 (9 Freshmen, 12 Transfers)

Program Information

First Year of Baseball	1885 (135th season)
First Year in SEC	1933 (Charter Member)
All-Time Record (Win %)	2,858-1,681-29 (.629)
All-Time SEC Record (Win %)	1,014-887-3 (.533)
SEC Championships (Last)	11 (2016)
SEC Tournament Championships (Last)	7 (2012)
NCAA Tournaments (Last)	40 (2024)
NCAA Super Regionals (Last)	10 (2021)
College World Series (Last)	12 (2021)
National Championship (Last)	1 (2021)

MEDIA INFORMATION

BASEBALL MEDIA PORTAL

Mississippi State has created an online portal for media members covering the Bulldogs' baseball program. To access the portal, visit hailst.at/BBMedia.

The Baseball Press Box Page of HailState.com will include links to media guides, quick facts, game notes, box scores, recaps, pool photography and team and staff headshots.

PRESS BOX SERVICES

A complete NCAA box score and pertinent game facts are available to members of the working media following each game. Seats will be assigned. A pregame meal will be passed out in the press box approximately one hour prior to each game.

The press box is equipped with high-speed internet and telephone access. It is also set up to accommodate television and team radio/video personnel.

RADIO BROADCASTS

Dudy Noble Field houses radio lines to support home and visitor radio broadcasts. For more information on the phone lines, please contact Logan Lowery in the Communications office.

POSTGAME INTERVIEWS

Requested MSU players, along with head coach Chris Lemonis, will be available for a postgame media session in the Omaha Room approximately 20 minutes after home games. The Mississippi State locker room and team spaces are closed to the media.

MSU PLAYER/COACH AVAILABILITY

Players and coaches will be made available to the media upon request. Those wishing to set up an interview must contact Logan Lowery via phone or email at least 48 hours prior to the desired interview time. On gameday, players and coaches are only available postgame.

In most cases, players will be available for a brief time before or after practices which are typically scheduled on weekday afternoons.

Media members are NOT permitted to contact student-athletes on their own at any time. This includes phone, email, text or through social media platforms. Student-athletes' contact information will not be given out.

PHOTOGRAPHERS / VIDEOGRAPHERS

A limited number of photographers and videographers will be permitted to shoot in the photo wells at each end of home and visiting dugouts. Those wishing to shoot a game must request access at least 48 hours before the game.

To access the SEC's media FTP, contact licensing@xosdigital.com.

CONTACT INFORMATION:

LOGAN LOWERY

Baseball

Office (662)251-2467

Email LLOWERY@athletics.msstate.edu

X [@loganlowery](https://twitter.com/loganlowery)





2025 ROSTER

NUMERICAL

#	Name	Pos.	B/T	Ht.	Wt.	Cl./Exp.	Hometown/High School (Previous School)
2	Sawyer Reeves	INF	R/R	6-3	205	Sr./Sr.	Lugoff, S.C. / Lugoff Elgin HS (The Citadel)
3	Ace Reese	INF	L/R	6-4	215	So./So.	Canton, Texas / Canton HS (Houston)
4	Mikhail Grant	RHP	R/R	6-3	215	So./Fr.	Stockbridge, Ga. / Georgia Premire Academy
5	Aaron Downs	INF/OF	R/R	6-0	210	Sr./Sr.	Pella, Iowa / Heritage Academy
6	Landis Davila	OF	L/R	6-3	200	Fr./Fr.	Farragut, Tenn. / Farragut HS
7	Reed Stallman	INF	L/R	6-3	220	Sr./Sr.	Robins, Iowa / Alburnett HS (Campbell)
8	Charlie Foster	LHP	R/L	6-3	190	Fr./Fr.	Snellville, Ga. / Brookwood HS
9	Pico Kohn	LHP	L/L	6-4	200	Sr./Jr.	Verbena, Ala. / Chilton County HS
10	Dylan Cupp	INF	R/R	6-0	180	So./So.	Gedartown Ga. / Cedartown HS
11	Duke Stone	RHP	R/R	6-5	225	Fr./Fr.	Uvalda, Ga. / Jeff Davis HS
12	Evan Siary	RHP	R/R	6-1	205	Jr./Jr.	Columbus, Miss. / Starkville Academy
13	Nate Chester	INF	R/R	6-2	190	Sr./Sr.	Kansas City, Mo. / Liberty North HS (John A. Logan CC)
14	Cade O'Leary	RHP	R/R	6-4	190	Fr./Fr.	Knoxville, Tenn. / Farragut HS
15	Luke Dotson	LHP	L/L	6-4	195	So./So.	Marietta Ga. / Mount Paran Christian
16	Braden Booth	INF/RHP	R/R	6-2	200	Fr./Fr.	Madison, Ala. / Bob Jones HS
17	Stone Simmons	RHP	R/R	6-4	235	Gr./Sr.	Houston, Texas / The Kinkaid School (Furman)
18	Noah Sullivan	DH/RHP	R/R	6-1	225	Sr./Jr.	Orlando, Fla. / Dr. Phillips HS (USC Upstate)
19	Robert Fortenberry	LHP	L/L	6-0	220	Jr./Jr.	Frisco, Texas / Wakeland HS (Weatherford CC)
22	Ross Highfill	C	R/R	6-0	200	Jr./So.	Madison, Miss. / Madison Central HS
23	Jackson Owen	C	R/R	5-10	200	Sr./Jr.	Starkville, Miss. / Starkville HS (Northeast Mississippi CC)
25	Bradley Loftin	LHP	L/L	6-3	200	Jr./Jr.	Southaven, Miss./DeSoto Central
26	Chase Hungate	RHP	L/R	6-1	175	Sr./Sr.	Abingdon, Va. / Abingdon HS (Virginia)
27	Gavin Black	RHP	L/R	6-0	195	Jr./Jr.	Bogart, Ga. / North Oconee HS (Northwest Florida State College)
28	Ryan McPherson	RHP	R/R	6-3	205	Fr./Fr.	Hollywood, Fla. / North Broward Prep
29	Nate Williams	RHP	R/R	6-4	250	Sr./Jr.	Acworth, Ga./North Cobb (Florence Darlington CC)
30	Jacob Pruitt	RHP	R/R	6-1	185	Jr./Jr.	Yorktown, Ind. / Yorktown HS (Indiana State)
31	Karson Ligon	RHP	R/R	6-2	205	Sr./Sr.	Sarasota, Fla. / River View HS (Miami (Fla.))
32	Michael O'Brien	OF	L/L	6-0	185	So./So.	River Ridge, La. / John Curtis Christian
34	Gehrig Frei	INF	S/R	6-1	200	Sr./Jr.	Alpharetta, Ga. / South Forsyth HS (North Alabama)
35	Ben Davis	RHP/C	R/R	6-3	215	Jr./Jr.	Booneville, Miss. / Booneville HS (Itawamba CC)
36	Nolan Stevens	INF/OF/LHP	L/L	6-3	210	So./So.	Elk Grove, Calif. / Franklin HS
38	Bryce Chance	OF	R/R	5-10	180	Sr./Jr.	Ridgeland, Miss. / Madison-Ridgeland Academy
42	Jack Gleason	RHP	R/R	6-1	180	Fr./Fr.	Germantown, Tenn. / Briarcrest Christian HS
43	Steven Spalitta	INF/C	L/R	5-10	185	So./So.	Mandeville, La. / Fountain Bleau HS
44	Hunter Hines	INF/OF	L/R	6-3	210	Sr./Sr.	Madison, Miss. / Madison Central HS
45	Dane Burns	LHP	R/L	6-5	220	Fr./Fr.	Celina, Texas / Prosper HS
47	JT Schnoor	RHP	R/R	6-4	215	Jr./Jr.	Pascagoula, Miss. / Resurrection Catholic School (Pearl River CC)
48	Kevin Mannell	RHP	R/R	6-4	210	Jr./Jr.	Topeka, Kan. / Seaman HS (Kansas State / Cloud County CC)
49	Gatlin Sanders	INF/OF	L/R	5-11	175	Jr./Jr.	Madison, Miss. / Madison Central HS (Jones CC)
52	Lukas Buckner	INF	L/R	5-9	170	Fr./Fr.	Knoxville, Tenn. / Farragut HS
55	Joe Powell	C	R/R	5-10	185	Gr./Sr.	Mason, Ohio / Mason HS (Cincinnati)

COACHING / SUPPORT STAFF

Chris Lemonis - Head Coach (Seventh Season at Mississippi State, 11th Overall; The Citadel, 1992)

Jake Gautreau - Assistant Coach (Eighth Season; Tulane, 2011)

Justin Parker - Assistant Coach (Second Season; Wright State, 2012)

Kyle Cheesebrough - Assistant Coach (Seventh Season; Louisville, 2010)

Roger Rodeheaver - Director of Operations (Seventh Season; Indiana, 2010)

Blake Loper - Coordinator of Operations (Fourth Season; Mississippi State, 2020)

Bobby Austin - Coordinator of Player Development (Fifth Season; NC State, 2019)

Scott Shipman - Strength and Conditioning Coach (Third Season; Augusta University, 2013)

Jason Wire - Associate Athletic Trainer (15th Season; St. Cloud State, 2006)

ROSTER BREAKDOWN

BY POSITION

RHP – 17 (Black, Booth, Davis, Gleason, Grant, Hungate, Ligon, Manell, McPherson, O'Leary, Pruitt, Schnoor, Siary, Simmons, Stone, Sullivan, Williams)

LHP – 7 (Burns, Dotson, Fortenberry, Foster, Kohn, Loftin, Stevens)

INF – 14 (Booth, Buckner, Chester, Cupp, Downs, Frei, Hines, Reese, Reeves, Sanders, Spalitta, Stallman, Stevens, Sullivan)

OF – 7 (Chance, Davila, Downs, Hines, O'Brien, Sanders, Stevens)

C – 5 (Davis, Highfill, Owen, Powell, Spalitta)

BY CLASS

FRESHMEN – 9 (Booth, Buckner, Burns, Davila, Foster, Gleason, McPherson, O'Leary, Stone)

SOPHOMORES – 7 (Cupp, Dotson, Grant, O'Brien, Reese, Spalitta, Stevens)

JUNIORS – 10 (Black, Davis, Fortenberry, Highfill, Loftin, Mannell, Pruitt, Sanders, Schnoor, Siary)

SENIORS – 13 (Chance, Chester, Downs, Frei, Hines, Hungate, Kohn, Ligon, Owen, Reeves, Stallman, Sullivan, Williams)

GRADUATES – 2 (Powell, Simmons)

BY EXPERIENCE

FRESHMEN – 10 (Booth, Buckner, Burns, Davila, Foster, Gleason, Grant, McPherson, O'Leary, Stone)

SOPHOMORES – 7 (Cupp, Dotson, Highfill, O'Brien, Reese, Spalitta, Stevens)

JUNIORS – 15 (Black, Chance, Davis, Fortenberry, Frei, Kohn, Loftin, Mannell, Owen, Pruitt, Sanders, Schnoor, Siary, Sullivan, Williams)

SENIORS – 9 (Chester, Downs, Hines, Hungate, Ligon, Powell, Reeves, Simmons, Stallman)

BY STATE

MISSISSIPPI – 9 (Chance, Davis, Highfill, Hines, Loftin, Owen, Sanders, Schnoor, Siary)

GEORGIA – 8 (Black, Cupp, Dotson, Foster, Frei, Grant, Stone, Williams)

Tennessee – 4 (Buckner, Davila, Gleason, O'Leary)

TEXAS – 4 (Burns, Fortenberry, Reese, Simmons)

FLORIDA – 3 (Ligon, McPherson, Sullivan)

ALABAMA – 2 (Booth, Kohn)

IOWA – 2 (Downs, Stallman)

LOUISIANA – 2 (O'Brien, Spalitta)

CALIFORNIA – 1 (Stevens)

INDIANA – 1 (Pruitt)

KANSAS – 1 (Mannell)

MISSOURI – 1 (Chester)

OHIO – 1 (Powell)

SOUTH CAROLINA – 1 (Reeves)

VIRGINIA – 1 (Hungate)

PRONUNCIATION GUIDE

Landis Davila	Duh-vi-lah
Gehrig Frei	Fry
Jake Gautreau	Go-TRO (long o)
Pico Kohn	Konn
Chris Lemonis	Luh-MOE-niss
Karson Ligon	LIG-in
Kevin Mannell	MUH-nell
JT Schnoor	S-newer
Evan Siary	Sea-air-EE
Steven Spalitta	Spuh-lee-tuh



PROJECTED STARTERS

2025 statistics listed | Probable starters based on previous games

Pos.	Name	Elg.	B/T	Ht./Wt.	Avg.	H	HR	RBI	Notes
C	Ross Highfill	So.	R/R	6-0/200	.239	16	1	12	Started 17 games behind the plate; Leads the team with nine steals in 11 attempts.
1B	Hunter Hines	Sr.	L/R	6-3/210	.306	30	6	19	His 60 career homers is tied for the most among active D1 players.; Ranks third all-time at MSU in homers.
2B	Gatlin Sanders	Jr.	L/R	5-11/175	.381	16	0	6	Has started 13 of the last 17 games at second base and has a hit in 10 of those starts.
SS	Dylan Cupp	So.	R/R	6-0/180	.306	19	0	11	Sports a team-high 21 walks and has an .511 on-base percentage and has reached base in 20 of his last 21 games
3B	Ace Reese	So.	R/R	6-3/205	.296	32	9	36	Leads the team in homers and RBIs; Has 10 multi-RBI games this season; Ranks seventh overall in the SEC in RBIs.
LF	Reed Stallman	Sr.	L/R	6-3/220	.268	15	5	17	Has started the most games (14) of the four players that have started in LF this season; Blasted two homers vs. Oklahoma St. in Houston on March 2.
CF	Bryce Chance	Jr.	R/R	5-10/180	.272	28	3	12	One of two players who have started all 28 games; Can play all three outfield positions; Nickname is "Beans".
RF	Nolan Stevens	So.	L/L	6-3/210	.357	25	4	14	Two-way player has started 20 games in right field and also made two relief appearances on the mound this spring.
DH	Noah Sullivan	Jr.	R/R	6-1/225	.363	33	4	22	Has been the Bulldogs' DH in all 28 games and tops the team in hits and batting average; Ranks 10th in the SEC in on-base percentage (.508).

TEAM STATISTICAL RANKINGS



NCAA Category	Rank	Rank
Batting		
Base on Balls	118	144
Batting Average	51	293
Doubles	46	217
Doubles Per Game	61	230
Hit By Pitch	87	198
Hits	58	284
Home Runs	36	111
Home Runs Per Game	40	119
On-Base Percentage	64	285
Runs Scored	85	248
Sacrifice Bunts	172	231
Sacrifice Flies	218	266
Scoring	104	257
Slugging Percentage	38	249
Stolen Bases	162	134
Stolen Bases Per Game	162	143
Triples	187	187
Triples Per Game	218	207
Pitching		
Earned Run Average	29	54
Hit Batters	269	245
Hits Allowed Per 9 Inn.	5	111
Shutouts	--	98
Strikeout-to-Walk Ratio	3	120
Strikeouts Per 9 Innings	2	134
WHIP	8	107
Walks Allowed Per 9 Inn.	37	123
Miscellaneous		
Double Plays Turned	259	34
Double Plays Per Game	278	42
Fielding Percentage	133	93
Triple Plays	--	--
W-L Percentage	103	207

National statistical rankings listed above will be updated prior to each weekend series and midweek games.

2025 SEC Baseball

National Rankings

Baseball America

1. Tennessee
2. Arkansas
3. Texas
4. Georgia
5. LSU
6. Florida State
7. Clemson
8. Alabama
9. Oklahoma
10. Ole Miss
11. North Carolina
12. Oregon State
13. UC Irvine
14. Louisville
15. Auburn
16. Vanderbilt
17. UCLA
18. Wake Forest
19. Dallas Baptist
20. Troy
21. Oregon
22. Arizona
23. Kansas
24. Southern Miss
25. Virginia Tech

D1Baseball

1. Tennessee
2. Arkansas
3. Georgia
4. Florida State
5. Texas
6. Clemson
7. LSU
8. Alabama
9. Ole Miss
10. Oklahoma
11. Oregon State
12. UC Irvine
13. Southern Miss
14. UCLA
15. Oregon
16. Auburn
17. Dallas Baptist
18. Louisville
19. North Carolina
20. Troy
21. Coastal Carolina
22. Kansas State
23. Vanderbilt
24. Arizona State
25. Georgia Tech

NCBWA

1. Tennessee
2. Arkansas
3. Georgia
4. Florida State
5. LSU
6. Texas
7. Clemson
8. Alabama
9. Oregon State
10. Oklahoma
11. UC Irvine
12. North Carolina
13. Ole Miss
14. UCLA
15. Oregon
16. Southern Miss
17. Vanderbilt
18. Wake Forest
19. Dallas Baptist
20. Troy
21. Auburn
22. Louisville
23. West Virginia
24. Arizona
25. Coastal Carolina

Perfect Game


1. Tennessee
2. Georgia
3. Arkansas
4. Clemson
5. Texas
6. Florida State
7. LSU
8. Alabama
9. Oklahoma
10. UCLA
11. West Virginia
12. UC Irvine
13. Oregon State
14. Auburn
15. Oregon
16. Ole Miss
17. Dallas Baptist
18. Troy
19. Coastal Carolina
20. Arizona
21. Vanderbilt
22. Georgia Tech
23. North Carolina
24. Wake Forest
25. Arizona State

USA Today Coaches

1. Tennessee
2. Arkansas
3. Georgia
4. Florida State
5. Texas
6. LSU
7. Clemson
8. Alabama
9. Oklahoma
10. Ole Miss
11. Oregon State
12. Oregon
13. UC Irvine
14. North Carolina
15. UCLA
16. Southern Miss
17. Auburn
18. Louisville
19. Dallas Baptist
20. Vanderbilt
21. Troy
22. Georgia Tech
23. Wake Forest
24. Coastal Carolina
25. West Virginia

PITCHING PROBABLES

GAME 1



#18 Noah Sullivan RHP
 6-1 | 255 | Orlando, Fla. | Dr. Phillips HS | USC Upstate
2025: 0-0, 0.00 ERA, 2 G/2 GS, 6.0 IP, 3 H, 0 ER, 0 BB, 6 SO
CAREER: 15-1, 3.77 ERA, 31 G/19 GS, 126.2 IP, 105 H, 53 ER, 40 BB, 99 SO

2025 SEASON
 - Made his season debut on the mound in a three-inning start vs. Nicholls in Biloxi on March 12.
 - Remained in the game as the Bulldogs' designated hitter once his mound duties were done in all of his starts this season.
 - Has been MSU's designated hitter in all 28 games and leads the team with a .363 batting average and 32 total hits.

2025 GAME LOG

DATE	OPP.	DEC.	IP	H	R	ER	HR	BB	K	NP	ERA
3/12	Nicholls	--	3.0	2	0	0	0	0	2	35	0.00
3/18	Jackson State	--	3.0	1	0	0	0	0	4	35	0.00
3/25	Samford	--	2.0	2	0	0	0	1	1	34	0.00
TOTALS			8.0	5	0	0	0	1	7	104	0.00





MSU RECORD WHEN...

	OVERALL	SEC
Overall	16-12	1-8
vs. Top-5 Teams	0-0	0-0
vs. Top-10 Teams	1-5	1-5
vs. Top-25 Teams	2-9	1-8
Non-Conference	15-4	0-0
At Home	12-4	0-3
On the Road	1-6	1-6
At Neutral Sites	3-2	0-0
In Day Games	10-8	0-5
In Night Games	6-4	1-3
vs. Teams .500 Or Better	7-12	1-8
vs. Teams Worse Than .500	9-0	0-0
vs. Left-Handed Starter	1-4	0-4
vs. Right-Handed Starter	15-8	1-4
When Starter Receives Decision	9-7	1-4
When Reliever Receives Decision	7-5	0-4
When Starter Goes 5+ Innings	7-3	1-3
When Starter Goes >5 Innings	9-9	0-5
When Scoring First	14-3	1-2
When Opponent Scores First	2-9	0-6
When Leading After 6 Innings	14-1	0-1
When Trailing After 6 Innings	1-8	0-5
When Tied After 6 Innings	0-3	0-2
When Leading After 8 Innings	11-0	1-0
When Trailing After 8 Innings	0-6	0-3
When Tied After 8 Innings	0-1	0-0
In One-Run Games	2-4	1-2
In Two-Run Games	2-4	0-3
In 5+ Run Games	11-1	0-1
Weekend Series W-L-T	3-3	0-3
Series Sweeps/Times Swept	2/2	0/2
When Scoring 0-2 Runs	2-3	1-2
When Scoring 3-5 Runs	2-4	0-2
When Scoring 6-9 Runs	6-4	0-3
When Scoring 10+ Runs	6-1	0-1
Shutouts/Times Shut Out	0/1	0/0
In Extra Innings	0-0	0-0
When Opponent Scores 4 Runs Or Less	16-3	1-2
When Opponent Scores 5 Runs Or More	0-7	0-6
When Out-Hitting Opponent	14-5	1-3
When Out-Hit by Opponent	1-2	1-2
When Hits Are Equal	1-5	0-2
When Hitting A Home Run	11-7	0-4
When Opponent Hits A Home Run	1-12	0-8
When Errorless	8-3	0-3
When Committing One Error	5-5	0-2
When Committing 2+ Errors	3-4	1-3
When Opponent is Errorless	2-5	0-4
When Opponent Commits One Error	9-8	1-4
When Opponent Commits 2+ Errors	4-0	0-0
Game 1 of Weekend	5-2	1-2
Game 2 of Weekend	3-4	0-3
Game 3 of Weekend	3-4	0-3
Monday	0-0	0-0
Tuesday	4-2	0-0
Wednesday	1-0	0-0
Thursday	0-1	0-1
Friday	6-2	1-2
Saturday	2-3	0-3
Sunday	3-3	0-2

BIG GAME HUNTER

- Senior infielder Hunter Hines was named Pre-season First Team All-SEC First Basemen. The senior enters his fourth year with the Diamond Dawgs and is a three time All-American.
- Entering the year, Hines has hit 16 or more home runs in each of his first three seasons. He has 60 career home runs over his career in the Maroon and White which is tied for the most by any active player in the NCAA with Wyatt Henseler (Penn/Texas A&M).
- Hines' 60 home runs are third-most in school history. He needs one more to match Will Clark (1983-85) and seven more to tie the school record set by Rafael Palmeiro (1983-85).
- Hines' 188 career RBIs ranks ninth in school history surpassing the 182 that Tracy Echols (1986-87, 89-90) and Tanner Allen (2018-21) had.
- The senior first baseman from Madison is 14 RBIs from tying Will Clark for eighth all-time. Richard Lee (1995-98) holds the school record for RBIs with 265.
- During the 2023 season, Hines hit 22 home runs, the sixth-most in a single season history at State. He was the first 20+ homer player at MSU since Brent Rooker hit 23 in 2017.

MSU CAREER HOME RUN LIST (1-3)

Rk.	Player	G	HRs
1.	Rafael Palmeiro (1983-85)	183	67
2.	Will Clark (1983-85)	175	61
3.	Hunter Hines (2022-Present)	197	60

MSU CAREER RBI LIST (7-10)

Rk.	Player	G	RBIs
7.	Travis Chapman (1997-00)	248	202
8.	Will Clark (1983-85)	175	199
9.	Hunter Hines (2022-Present)	197	188
10.	Tracy Echols (1986-87, 89-90)	237	182
	Tanner Allen (2018-21)	210	182

- D1 Baseball ranked the top 50 first basemen this season and Hines was ranked as the 12th best firstbasemen coming into the 2025 season.
- Besides hitting for power, Hines has collected 196 hits in his career, the fifth-most by an active player in the SEC.
- Hines was also ranked as the 12th-best first basemen in the nation according to D1 Baseball.

PICO DE GUY-O

- Pico Kohn was selected as the Southeastern Conference Pitcher of the Week on March 24 following his dominant outing at then No. 10 Oklahoma.
- Kohn started and limited the Sooners to just two hits while logging six shutout innings in a 2-1 win. He also struck out 10 – one shy of his career-high – and only surrendered four base runners while improving to 4-0 on the mound.
- Kohn struck out eight-straight Sooners between the third and fifth frames.
- It was the third double-digit strikeout performance the junior southpaw has had in his six starts this season.
- On the year, Kohn sports a 2.66 earned run average along with a team-best 61 strikeouts and only seven walks through 40 2/3 innings of work. The 6-foot-4, 200-pounder from Verbena, Alabama is tied for third in the SEC in strikeout and has limited opponents to a .163 batting average against him.
- Kohn was the 41st Diamond Dawg hurler to be tabbed as SEC Pitcher of the Week and first since Parker Stinnett in 2022.

GOING DOWNTOWN

- Aaron Downs was homerless in his three previous seasons at Mississippi State (152 at bats).
- So far this spring, Downs has homered seven times in 58 at bats and is second on the team in long balls and leads with a slugging percentage of .724.

- The senior outfielder from Pella, Iowa bolstered his power numbers against Queens where he had back-to-back two-homer games on March 8-9.

DIAMOND DAWGS ARE DEALIN'

- Mississippi State's pitching staff is averaging 12.5 strikeouts per nine innings, the second-best mark in the country.
- MSU holds a WHIP (Walks and hits per inning pitched) of 0.74 which ranks No. 3 nationally.
- The Bulldogs are limiting opponents to 6.97 hits per nine innings, the third-best mark in the country. On the season, MSU's pitching staff has held hitters to a .210 batting average against them.
- Of the 21 pitchers that have taken the mound for the Bulldogs this season, 14 have made their MSU debuts.

PAPA SAID KNOCK YOU OUT

- Redshirt freshman relief pitcher Mikhail Grant is the son of former professional boxer Michael Grant.
- The elder Grant was also standout right-handed pitcher in his own right before making a name for himself in the ring where he posted a professional record of 48-7 with 36 wins via knockout.
- On April 29, 2000, Michael Grant fought Lennox Lewis for the WBC, IBF and IBO heavy-weight championships.
- The younger Grant redshirted for the Diamond Dawgs last season and features a upper-90s fastball in his arsenal.

STOPPER OF THE YEAR WATCH LIST

- Prior to the start of the season, Chase Hungate, was named to the NCBWA Stopper of the Year Watch List. This award is given to the top relief pitcher in NCAA Division I Baseball.
- Hungate transferred to State from the University of Virginia where he appeared in 30 games and posted a 7-2 record last season as a junior.
- Over his career, he has posted 17 wins and has appeared in 73 games. He has pitched 147 2/3 innings, with a career-high 63 innings coming his freshman season at VCU. He has tallied 109 strikeouts and has only issued 31 walks.
- This season, he leads the team with 10 appearances, all out of the bullpen.
- He has two of the Bulldogs' five saves this season.
- Hungate's 78 career appearances ranks second among active players in the SEC.

TWO-HITTER

- For the first time since March 13, 2021, the Diamond Dawgs pitching staff pitched a two-hitter.
- To close out the Missouri State series on Feb. 23, the Dawgs limited the Bears to only two hits. The pitching of Stone Simmons, Charlie Foster, Robert Fortenberry, Luke Dotson and Chase Hungate combined for the two-hitter.
- Prior to that game, the last time the Dawgs had a two-hitter was on March 13, 2021 against Eastern Michigan. Eric Cerantola, Preston Johnson, Cam Tuller and Carlisle Koestler were the pitching staff that limited Eastern Michigan to two hits in a 4-1 victory.

20 K GAME

- The 20 punchouts against Troy on Feb. 25 was the most by the Dawgs this season. Every pitcher who pitched in the game for State recorded a strikeout.
- The 20 strikeouts by the Bulldogs was the most since fanning 20 against Texas in the College World Series on June 21, 2021.
- The 20 strikeouts by the Bulldogs pitching staff was the third-most in a single game at that point in the season. Indiana and Western Kentucky posted 21 each on opening week-



end.

- Making his first start of the season, Jacob Pruitt paced the team as he tallied nine pun- chouts in four innings of work. The nine Ks for Pruitt was the most since March 1, 2024, when he tallied 11 strikeouts against South- ern Miss when he was at Indiana State.
- The Diamond Dawgs nearly reached that tally again four days later when they struck out 18 against Arizona on March 1 in Houston as part of the Astros Foundation College Classic.

SULLIVAN NAMED PRESEASON ALL-AMERICAN

- One of the top-ranked two-way players, Noah Sullivan, has been named a preseason All-American by the NCBWA.
- Sullivan was named as a utility player after posting outstanding numbers at USC Up- state. Sullivan was 8-1 on the mound in 75 and 2/3 innings pitched. He didn't slow down at the plate as he hit .324 with 17 home runs and 56 RBIs.
- Last season, Sullivan was named as a First Team All-Big South as a utility player and sec- ond team All-Big South as a starting pitcher.
- He earned Big South Player of the Week and Starting Pitcher of the week honors during the season.
- According to D1 Baseball, Noah Sullivan was ranked as the No. 20 first basemen in the na- tion. He is joined by teammate Hunter Hines (No. 12) for this honor.
- This past week, Sullivan hit .667 (8-for-12) with a double, two homers and six RBIs across four games.
- Against Troy on Feb. 25, Sullivan hit his first home run of the season for the Dawgs. His homer was a grand slam that got the scoring started for MSU. The grand slam was the first for the Dawgs since Amani Larry's against Alabama on May 3, 2024.
- Sullivan has started every game at DH and leads the team with a .426 batting average and is second with 18 runs batted in.
- Not only is he collecting hits, but he is getting on base by walks and hit by pitches. He has 11 walks and five hit by pitches on the season and has a .571 on-base percentage.

BEST FANS IN THE LAND

- Mississippi State has the **BEST** fans in colle- giate baseball, which showed during the 2024 season. The Dawgs averaged the most fans in the nation drawing 10,903 per game.
- Over 11 home games at Dudy Noble this sea- son, MSU is averaging 9,977 fans per game, the second-best mark in the nation.
- Mississippi State had 24 games during the 2024 season with 10,000+ fans in attendance, which was a single season school record. How many games in 2025, will the Diamond Dawgs end with over 10,000 fans?

MSU SEASONS WITH 10,000+ FANS

Rk.	Season	G
1.	2024	24
2.	2023	19
3.	2022	16
4.	2019	10
--	2025	10

- Over 2023 Super Bulldog Weekend, the Dawgs set the NCAA On-Campus Attendance Record as The Dude saw 16,423 fans into the stadium when the Diamond Dawgs took on Ole Miss on April 15, 2023.
- The Dawgs hold the top 15 marks in NCAA history for NCAA on-campus facilities. Dudy Noble Field holds 24 of the 25 largest crowds in NCAA history.

BIG LEAGUE TALENT

- Mississippi State is great at turning out major league talent, with 71 Diamond Dawgs reach- ing the highest level of the sport, but it is also great at keeping student-athletes on campus.

- Jake Mangum was the latest Bulldog called up to the Big Leagues this past Saturday. He made his MLB debut on Sunday and followed up with a 4-for-4 performance on Monday with three singles, a double, two steals and a run scored.
- The 2024 MLB Draft saw 11 Diamond Dawgs get drafted. That was the most drafted by any school in the 2024 draft.
- Mississippi State has had 20 players drafted in the first round of the MLB Draft all-time. The most recent first-rounder was Jurrangelo Cijntje who was drafted 15th overall by the Seattle Mariners in 2024. MSU has had a first- round pick in five of the last six years.
- Since the 2020 MLB Draft, State has had 29 players drafted.
- Since 2016, the Diamond Dawgs have had three or more players drafted in each draft. During that span, MSU had seven first-round selections, including the highest drafted right-handed pitcher from State, Will Bednar, at No. 14 overall in 2021.

2024 MLB DRAFT

- Mississippi State had the best MLB Draft of any college during 2024. MSU had 11 players selected, the most by any college in the nation.
- The 11 players picked tied a school record for players selected in a single draft.
- Out of the 11 players drafted, eight were pitchers, which set a new program record.
- Jurrangelo Cijntje became the 20th Bulldog selected in the first round, when he went 15th overall to the Seattle Mariners.
- Of the players drafted in the 2024 MLB Draft, five players were ranked in the Baseball American Top 30 prospect.

UNI WATCH

- The old adage states, "look good, feel good." And, when you feel good you usually preform well. Below is a list of how MSU fared in each of its uniforms over the last three seasons:

Uniform	2023	2024	2025
Black Script State	5-4	9-3	3-3
White Script State	3-4	0-0	0-0
Maroon Script State	--	4-3	2-0
Maroon '85s	3-11	12-5	6-2
White '85s	4-2	10-4	4-2
Cream Script State	0-1	0-0	0-0
White Pinstripes	6-1	1-4	1-1
Gray Script State	3-2	3-2	0-3
Gray Pinstripes	3-1	1-2	0-1

THE JUSTIN PARKER EFFECT

- Pitching Coach Justin Parker Effect was in full force during his first season at Mississippi State.
- In his first season at MSU, Parker decreased the Diamond Dawgs ERA by 2.84, lowered the walk total by 104 and increased the strikeouts by 101.
- Mississippi State had the fourth-best ERA in the SEC and the 13th best in the nation as they posted a 4.17 team ERA.
- MSU finished the season with 639 strikeouts, the ninth most in the nation.
- The duo of Jurrangelo Cijntje and Khal Stephen became the first duo to post 80+ in- nings, eight or more wins and 100+ strikeouts in a single season since 2019 when JT Ginn and Ethan Small accomplished that feat.

D1 BASEBALL TOP 100 PROGRAMS

- In the fall of 2015, D1 Baseball presented their inaugural Top 100 Program rankings, which was described as an attempt to assess the overall health of each program in the cur- rent era. The list has been updated in 2017, 2019, 2021 and 2022.
- The 2024 Top 100 programs have came out for 2024 and the Diamond Dawgs came in

MISC. HITTING STATS

2025 MULTI-HIT GAMES

PLAYER	2	3	4	5+	TOTAL
Ace Reese	7	2	-	-	9
Bryce Chance	8	1	-	-	9
Noah Sullivan	4	3	1	-	8
Hunter Hines	3	3	-	-	6
Aaron Downs	4	1	-	-	5
Sawyer Reeves	3	1	-	-	4
Gatlin Sanders	4	-	-	-	4
Ross Highfill	4	-	-	-	4
Nolan Stevens	2	2	-	-	4
Dylan Cupp	4	-	-	-	4
Reed Stallman	3	1	-	-	4
Gehrig Frei	1	2	-	-	3
Lukas Buckner	2	-	-	-	2
TOTAL	49	16	1	-	66

2025 MULTI-RBI GAMES

PLAYER	2	3	4	5+	TOTAL
Ace Reese	6	2	1	1	10
Hunter Hines	3	1	1	-	5
Reed Stallman	2	2	1	-	5
Noah Sullivan	2	2	1	-	5
Nolan Stevens	2	2	-	-	4
Aaron Downs	1	1	1	1	4
Ross Highfill	2	-	1	-	3
Bryce Chance	2	-	-	-	2
Joe Powell	1	1	-	-	2
Sawyer Reeves	1	-	-	-	1
Gatlin Sanders	1	-	-	-	1
Gehrig Frei	1	-	-	-	1
Dylan Cupp	1	-	-	-	-
TOTAL	25	11	6	2	44

HITTING STREAKS

PLAYER	SEASON	CURRENT	CAREER
Ace Reese	11	2	11*
Sawyer Reeves	10	-	14*
Bryce Chance	7	-	11
Gatlin Sanders	6	1	6
Noah Sullivan	6	4	10*
Ross Highfill	6	-	6
Gehrig Frei	5	-	13*
Nolan Stevens	5	1	5
Hunter Hines	5	4	12
Aaron Downs	4	-	8
Dylan Cupp	4	-	4
Reed Stallman	4	-	6*
Lukas Buckner	3	-	3
Ethan Pulliam	2	-	3
Steven Spalitta	2	-	2
Joe Powell	1	-	8
Landis Davila	1	1	1
Michael O'Brien	1	-	1
Nate Chester	-	-	2

* - indicates streaks from previous school

^ - indicates streak continued from the 2024 season

HOME RUNS

PLAYER	TOTAL	'25	'24	'23	'22	'21
Hunter Hines	58	4	16	22	16	--
Noah Sullivan	26	4	17*	2*	3*	--
Gehrig Frei	23	1	15*	7*	--	--
Reed Stallman	20	5	15*	--	--	--
Joe Powell	16	1	5	0	5*	5*
Ace Reese	15	8	7*	--	--	--
Bryce Chance	11	3	6	2	--	--
Ross Highfill	10	1	0	9	--	--
Sawyer Reeves	9	--	5*	4*	0*	--
Aaron Downs	7	7	0	0	0	--
Nolan Stevens	5	4	1	--	--	--

* - indicates home runs from previous school



BIG INNING FOR MISSISSIPPI STATE

Opponent	Date	Inn.	Runs	Res.
Manhattan (G1)	Feb. 14	3	6	W, 17-3
Rice	Feb. 28	7	8	W, 14-3
Oklahoma State	March 2	7	5	L, 9-7
Southern Miss	March 5	6	6	W, 18-3
Old Dominion (G3)	March 11	4	5	W, 9-4
Jackson State	March 18	1	7	W, 16-3
Oklahoma	March 22	3	5	L, 13-11

Big inning = 5 or more runs

- at No. 8.
- This is the third-straight year the Dawgs have been in the top 10 of the D1 Baseball Top 100 programs. They have been ranked in the Top 25 every year.
- Below are Mississippi States all-time rankings in the D1 Baseball Top 100 Programs:
 - **2015:** No. 21
 - **2017:** No. 16
 - **2019:** No. 8
 - **2022:** No. 3
 - **2024:** No. 8

D1 BASEBALL TOP 25 IMPACT FRESHMAN CLASS

- D1 Baseball announced their Top 25 Impact Freshman Class and the Diamond Dawgs came in at No. 22
- These rankings were assembled in collaboration with Prep Baseball's vice president for scouting, Shooter Hunt. After examining Prep Baseball's rankings from last spring, we incorporated our own observations from fall ball and our conversations with coaches to determine which freshmen are poised to make the biggest impacts in 2025.

2025 RON POLK RING OF HONOR

- The seventh group of inductees into the Ron Polk Ring of Honor is set to see their names unveiled this spring.
- The trio of Mitch Moreland, Ted Milton and Mike Proffitt will be enshrined on April 5 against South Carolina.
- The Ring of Honor is named after legendary head coach Ron Polk, who led the Bulldogs from 1976-97 and again from 2002-08. Affectionately referred to as the Godfather of Southeastern Conference baseball, Polk served 31 years as head coach in the league, including a stint at the University of Georgia (2000-01).
- The first SEC coach in any sport to reach 1,000 victories, Polk guided Mississippi State to six College World Series appearances and owned a 1,139-590 record with the Maroon and White. He totaled 1,373 career coaching victories, making eight total trips to Omaha.

THE DUDE EFFECT

- It's been written about. It's been Tweeted about. It's been talked about. It's what has become known as The Dude Effect. If anyone had forgotten or doubted that the best home-field advantage in all of college baseball is inside the confines of Mississippi State's Dudy Noble Field. Opponents don't simply have to defeat the Diamond Dawgs. Visitors have to conquer the cowbell-crazed home crowd as well.
- Winning at home has been challenging for opponents when coming to The Dude. Since 1967, the Diamond Dawgs have won over 72-percent of their home games.
- Fans come and fill the stadium as 129 games have had crowds of 10,000 fans.
- In 2023, over Super Bulldog Weekend, the Dawgs set the NCAA On-Campus Attendance Record as The Dude saw 16,423 fans into the stadium when the Diamond Dawgs took on Ole Miss on April 15, 2023.
- The Diamond Dawgs have won 1,284 games at The Dude.
- Under Head Coach Chris Lemonis, the Dawgs are 143-56 (71.9%) at Dudy Noble Field.
- Coach Lemonis has guided the Dawgs to two seasons of 30 or more wins. The Diamond Dawgs won 37 games in 2019, the most at The Dude under Lemonis.

OMADAWGS

- Did you know that the Diamond Dawgs are one of four programs in NCAA History to play in the NCAA Men's College World Series in six-straight decades?
- The Dawgs join Arizona State, Texas and Florida State as the only teams that have been

to an MCWS for six decades.

- Mississippi State has advanced to Omaha 12 times in program history, with three appearances coming since 2018.
- The Omadawgs have one national championship (2021), a runner-up finish, and two third-place finishes in program history.
- The Dawgs have advanced to the MCWS in the 1970s, 1980s, 1990s, 2000s, 2010s, and 2020s. MSU went to the MCWS in 1971, 1979, 1981, 1985, 1990, 1997, 1998, 2007, 2013, 2018, 2019, and 2021.

2025 SEC BASEBALL TOURNAMENT

- With the 2025 season brings in a new format for the SEC Baseball Tournament.
- With the additions of Oklahoma and Texas into the SEC, the league office have announced that all 16 teams will participate in the leagues annual post-season tournament.
- The single-elimination format will be played from May 20-25 at the Hoover Met Stadium in Hoover, Alabama.

FIREFIGHTER TO THE DIAMOND

- During 2023, Joe Powell was in EMT school-training to be a firefighter but a call from Mississippi State's staff turned things around and got him back on the diamond.
- After stepping away from the diamond for the 2023 season, Powell returned in 2024 and hit .269 with five home runs and 18 RBIs. • He has appeared in 34 games, making 28 starts for the Dawgs in 2024. •
- Last season against North Alabama, Powell racked up 13 total bases and was the first Dawg to have 10 or more total bases in a game since Hunter Hines accomplished this against Vanderbilt earlier this season. In that game, he hit three home runs and had six RBIs.
- The Cincinnati transfer had a productive three-year career for the Bearcats, capped off by a standout junior season in 2022 with a team-leading .326 batting average and .996 on-base-plus-slugging percentage to go along with five home runs. That season would be his last in Cincinnati however, trading in his spikes for a fire hose after dealing with some injuries.
- With his baseball career seemingly over, Powell began training to become a firefighter and it was during his time away from the game that he found himself as a man and grew closer to Jesus Christ.

STATE TO THE SHOW

Diamond Dawgs Playing in Major League Baseball

Name (Yrs. at MSU)	Pos.	Organization
J.P. France (2018)	RHP	Houston Astros
Adam Frazier (2011-13)	IF	Pittsburgh Pirates
Kendall Graveman (2010-13)	RHP	Arizona Diamondbacks
Nathaniel Lowe (2016)	IF	Washington Nationals
Jake Mangum (2016-19)	OF	Tampa Bay Rays
Hunter Renfro (2011-13)	OF	Kansas City Royals
Brent Rooker (2014-17)	OF	Athletics
Chris Stratton (2010-12)	RHP	Kansas City Royals
Jordan Westburg (2018-20)	IF	Baltimore Orioles
Brandon Woodruff (2012-14)	RHP	Milwaukee Brewers

Diamond Dawgs in Minor League Baseball

Name (Yrs. at MSU)	Pos.	Organization (Level)
Brooks Auger (2022-24)	RHP	Los Angeles Dodgers (R)
Will Bednar (2020-21)	RHP	San Francisco Giants (AA)
Eric Cerantola (2019-21)	RHP	Kansas City Royals (AAA)
Jurrangel Cijntje (2023-24)	SHF	Seattle Mariners (R)
Gavin Collins (2014-16)	C/IF	St. Louis Cardinals (AAA)
Tyler Davis (2023-24)	LHP	Kansas City Royals (R)
Nate Dohm (2023-24)	RHP	New York Mets (R)
Justin Foscoe (2018-20)	IF	Texas Rangers (AAA)
Jackson Frisoe (2021-22)	RHP	New York Yankees (A+)
J.T. Ginn (2019-20)	RHP	Athletics (AAA)
Tyson Hardin (2023-24)	RHP	Milwaukee Brewers (A)
Houston Harding (2020-21)	LHP	Los Angeles Angels (AAA)
Colby Holcombe (2023-24)	RHP	Toronto Blue Jays (A)
Dakota Hudson (2014-16)	P	Los Angeles Angels (AAA)
Connor Huijsak (2023-24)	OF	Tampa Bay Rays (A)
K.C. Hunt (2021-23)	RHP	Milwaukee Brewers (AA)
Kamren James (2020-22)	IF	Tampa Bay Rays (A+)
Preston Johnson (2021-22)	RHP	Baltimore Orioles (A+)
Dakota Jordan (2023-24)	OF	San Francisco Giants (A)
Rowdey Jordan (2018-21)	OF	New York Mets (AA)
Colton Ledbetter (2023)	OF	Tampa Bay Rays (A+)
Christian MacLeod (2020-21)	LHP	Minnesota Twins (AA)
David Mershon (2023-24)	IF	Los Angeles Angels (AA)
Aaron Nixon (2023)	RHP	New York Yankees (A)
Konnor Pilkington (2016-18)	LHP	Washington Nationals (AAA)
Cam Schuelke (2024)	RHP	Cleveland Guardians (A)
Ethan Small (2016-19)	LHP	San Francisco Giants (AAA)
Landon Sims (2020-22)	RHP	Arizona Diamondbacks (A+)
Cade Smith (2021-23)	RHP	New York Yankees (A+)
Khal Stephen (2024)	RHP	Toronto Blue Jays (R)
Hunter Stovall	IF	Tampa Bay Rays (AA)
Logan Tanner (2020-22)	C	Cincinnati Reds (A+)
Andrew Walling (2022)	LHP	Philadelphia Phillies (AA)
Colby White (2019)	RHP	New York Yankees (AA)
R.J. Yeager (2022)	IF	St. Louis Cardinals (AA)

Diamond Dawgs Coaching in Professional Baseball

Name (Yrs. at MSU)	Organization	Team (Level)
Travis Chapman (1997-2000)	New York Yankees	New York Yankees (MLB)

Diamond Dawgs Working in Professional Baseball

Name (Yrs. at MSU)	Organization	Role
Jeff Brantley (1982-85)	Cincinnati Reds	Broadcaster
Will Clark (1983-85)	San Francisco Giants	Special Assistant
Carlisle Koestler (2020-21)	Texas Rangers	Supervisor of D.R. Pitching Development



THE LAST TIME...

- SEC Tournament | % - NCAA Regional | ^ - NCAA Super Regional | \$ - College World Series

A MISSISSIPPI STATE TEAM...

Won 15+ Consecutive Games	17 - February 15-March 8, 2013
Won 10+ Consecutive Games	14 - February 23-March 16, 2019
Won 10+ Consecutive SEC Games	12 - April 30-May 25, 2016
Won 5+ Consecutive SEC Games	5 - April 30-May 8, 2021
Lost 5+ Consecutive Games	7 - April 27-May 12, 2023
Lost 5+ Consecutive SEC Games	7 - April 27-May 12, 2023
Swept a Three-Game Series	Queens; March 7-9, 2025
at Home	Queens; March 7-9, 2025
on The Road	at Alabama; May 20-22, 2021
Swept a Non-Conference Three-Game Series	Queens; March 7-9, 2025
at Home	Queens; March 7-9, 2025
on The Road	at Hawaii-Hilo; 1985
Swept a Three-Game SEC Series	Auburn; April 19-21, 2024
at Home	Auburn; April 19-21, 2024
on The Road	at Alabama; May 20-22, 2021
Was Swept in a Three-Game Series	LSU, March 27-29, 2025
at Home	Texas, March 14-16, 2025
on The Road	at LSU, March 27-29, 2025
Was Swept in a Three-Game Non-Conference Series	at Southern Miss; February 16-18, 2018
at Home	Southeastern Louisiana; February 26-28, 2010
on The Road	at Southern Miss; February 16-18, 2018
Was Swept in a Three-Game SEC Series	at LSU, March 27-29, 2025
at Home	Texas, March 14, 16, 2025
on The Road	at LSU, March 27-29, 2025
Played An Extra-Inning GameW, 4-3 (8 Innings) - Auburn; April 21, 2024
Won An Extra-Inning GameW, 9-5, (10 Innings) - at Samford; March 26, 2024
Lost An Extra-Inning GameL, 10-9 (12 Innings) - at Ole Miss; April 13, 2024
Played Consecutive Extra-Inning Games	May 4-5, 2018; at Alabama, W, 14-12 (10 innings) and L, 3-4 (10 innings)
Won Consecutive Games in Extra-Inning	May 10-11, 2014; Tennessee, W, 1-0 (10 innings) and W, 4-3 (12 innings)
Won on a Walk-OffW, 5-2, vs. St. John's; May 31, 2024 %
Dakota Jordan 3-R HR the 10th inning	
Won Consecutive Games Via A Walk-Off	April 12 & 14, 2022; UAB, W, 6-5 and Auburn W, 7-6
Kamren James RBI sac fly in the tenth inning (UAB)	
Luke Hancock RBI walk in the ninth inning (Auburn)	

A MISSISSIPPI STATE OFFENSE...

Scored 30+ Runs32 - Jackson State; April 29, 1988
Scored 25+ Runs27 - Alcorn State; April 20, 2010
Scored 20+ Runs21 - Grambling; April 4, 2023
Scored 15+ Runs17 - Manhattan (G1); Feb. 14, 2025
Scored 10+ Runs In An Inning13 - Jackson State (3rd); Feb. 27, 2024
Scored 9+ Runs In An Inning13 - Jackson State (3rd); Feb. 27, 2024
Scored 8+ Runs In An Inning08 - Rice (7th); Feb. 28, 2025
Had 30+ Hits30 - Kentucky; April 30, 1989
Had 25+ Hits26 - Little Rock; February 28, 1999
Had 20+ Hits20 - Southern Miss; March 5, 2025
Had 20+ Hits in Back-to-Back GamesAuburn (20, 21); March 23-24, 2019
Had 6+ Home Runs6 - UT Martin; April 5, 2022
Had 5+ Home Runs5 - Southern Miss; March 5, 2025
Hit Back-To-Back Home Runs	3rd Inning, Noah Sullivan (Solo)/Nolan Stevens (Solo) - Southern Miss; March 5, 2025
Hit Back-To-Back-To-Back Home Runs	3rd Inning, Kellum Clark (2R HR)/Brad Cumbest (Solo)/RJ Yeager (Solo) - Southern; March 23, 2022
Had 3+ Triples3 - Southern Cal; March 14, 2004
Had 8+ Doubles8 - Auburn; March 24, 2019
Had 7+ Doubles7 - UAB; April 20, 2021
Had 6+ Doubles6 - at Oklahoma; March 22, 2025
Had 10+ Walks10 - Memphis; March 19, 2024
Had 9+ Stolen Bases10 - Arkansas-Pine Bluff; March 18, 2017
Had 8+ Stolen Bases10 - Arkansas-Pine Bluff; March 18, 2017
Didn't Strikeout in a GameGrambling; April 4, 2023
Had Two or Fewer Strikeouts0 - Grambling; April 4, 2023
Was Shut Out	at Southern Miss (0-3); Feb. 18, 2025
at Home	Long Beach State (0-3); February 18, 2022
on The Road	at Southern Miss (0-3); Feb. 18, 2025
Back-To-Back Games	Auburn (0-5, 0-4); March 27-28, 2015
Three-Straight Games	vs. Southern Miss (0-3); March 24, 2015 and Auburn (0-5, 0-4); March 27-28, 2015

A MISSISSIPPI STATE DEFENSE...

Turned 5+ Double Plays5 - San Diego; March 8, 2015
Turned 4+ Double Plays5 - San Diego; March 8, 2015
Turned 3+ Double Plays3 - vs. St. John's; June 2, 2024 %
Turned A Triple Play	Auburn-Montgomery, March 9, 1991
Had 5+ Errors5 - at Oklahoma March 22, 2025
Had 4+ Errors5 - at Oklahoma March 22, 2025
Threw Out 3 Base Runners3 - Logan Tanner; Tulane; February 26, 2021



THE LAST TIME...

- SEC Tournament | % - NCAA Regional | ^ - NCAA Super Regional | \$ - College World Series

MISSISSIPPI STATE PITCHING STAFF...

Threw a No-Hitter	Jackson Fris toe (6 IP), Landon Sims (1 IP), Mikey Tepper (1 2/3 IP), Cam Tullar (1/3 IP); Kent State, March 7, 2021
Held Opponent To 1 Hit at Texas A&M; May 3, 2019
Held Opponent To 2 Hits Missouri State; Feb. 23, 2025
Struck Out 25+ Batters 26 - at LSU; 1909
Struck Out 20+ Batters 20 - Troy; Feb. 25, 2025
Struck Out 15+ Batters 15 - vs. Jackson State; March 18, 2025
Did Not Issue A Walk at LSU; Feb. March 28, 2025
Shut Out An Opponent Alcorn State (11-0); April 16, 2024
<i>at Home</i> Alcorn State (11-0); April 16, 2024
<i>on The Road</i> at Ole Miss (8-0); April 12, 2024
<i>Neutral Site Game</i> vs. Vanderbilt (9-0); June 30, 2021 \$
<i>Postseason Game</i> vs. Vanderbilt (9-0); June 30, 2021 \$
<i>Back-To-Back Shutouts</i> 2021 (Kent State, March 7 [13-0]; Grambling, March 9 [10-0] and Louisiana-Lafayette, March 10 [4-0])
<i>Three-Straight Shutouts</i> 2021 (Kent State, March 7 [13-0]; Grambling, March 9 [10-0] and Louisiana-Lafayette, March 10 [4-0]; Eastern Michigan, March 12 [14-0])
<i>Four-Straight Shutouts</i> 2021 (Kent State, March 7 [13-0]; Grambling, March 9 [10-0] and Louisiana-Lafayette, March 10 [4-0]; Eastern Michigan, March 12 [14-0])
Shut Out An SEC Opponent vs. Vanderbilt (9-0); June 30, 2021 \$
<i>At Home</i> Alabama (6-0); April 12, 2019
<i>On The Road</i> at Alabama (7-0); May 21, 2021
<i>Neutral Site</i> vs. Vanderbilt (9-0); June 30, 2021 \$

A MISSISSIPPI STATE BATTER HAD...

Hit for the Cycle Brad Freeman; South Alabama, February 17, 1998
Walk-Off Hit Dakota Jordan (3R HR); vs. St. John's; May 31, 2024 %
8+ At-Bats 8 - Jordan Westburg, Tanner Allen & Rowdey Jordan vs. LSU, May 22, 2019 #
6+ Hits 6 - Adam Frazier; at Virginia, June 8, 2013
5+ Hits 5 - Dakota Jordan; vs. St. John's, June 2, 2024 %
4+ Hits 4 - Noah Sullivan; Southern Miss, March 5, 2025
2+ Hits In An Inning David Mershon (1B, 1B; 6th Inning); at Ole Miss, April 12, 2024
5+ Runs 5 - Jon Knott; Little Rock, February 28, 1999
4+ Runs 4 - Bryce Chance; Southern Miss, March 5, 2025
3+ Doubles 3 - Justin Foscue; Georgia, April 26, 2019
2+ Triples 2 - C.T. Bradford; at Arizona, March 9, 2014
3+ Home Runs 3 - Joe Powell; North Alabama, May 14, 2024
2+ Home Runs 2 - Ace Reese Oklahoma, March 22, 2025
Consecutive Two-Homer Games 1 - Aaron Downs; Queens, March 8-9, 2025
Inside-The-Park Home Run Cody Brown; vs. Kentucky, April 7, 2017
Pinch Hit Home Run Aaron Downs; vs. Rice, Feb. 28, 2025
Leadoff Home Run (Top or bottom of 1st inning) Gehrig Frei (Bottom 1st); Missouri State, Feb. 23, 2025
Walk-Off Home Run Dakota Jordan (3R HR); vs. St. John's; May 31, 2024 %
Hit a Grand Slam Noah Sullivan; Troy, Feb. 25, 2025
Multiple Grand Slams Never
A Pinch-Hit Grand Slam Never
10+ RBIs 11 - Jason Nappi; at UAB, March 18, 2008
9+ RBIs 9 - Ryan Duffy; vs. Jackson State, April 6, 2010
8+ RBIs 8 - Brent Rooker; vs. Indiana State, February 24, 2017
7+ RBIs 7 - Kellum Clark vs. Princeton, March 11, 2022
10+ Total Bases 13 - Joe Powell; North Alabama, May 14, 2024
4+ Walks 4 - Logan Kohler; Evansville, March 10, 2024
3+ Walks 3 - Sawyer Reeves; vs. Jackson State, March 18, 2025
4+ Stolen Bases 4 - David Mershon; LSU, March 17, 2024
3+ Stolen Bases 3 - Amani Larry; Nicholls, March 14, 2023
Stole Home Connor Hujsak; Samford, March 28, 2023
4+ Hit By Pitches 4 - Rowdey Jordan; at Auburn, April 11, 2021
3+ Hit By Pitches 4 - Rowdey Jordan; at Auburn, April 11, 2021

A MISSISSIPPI STATE PITCHER HAD...

A Perfect Game J.T. Peatross; Mississippi College (1-0), 1918
A No-Hitter Jackson Fris toe (6 IP), Landon Sims (1 IP), Mikey Tepper (1 2/3 IP), Cam Tullar (1/3 IP); Kent State, March 7, 2021
A Complete Game No-Hitter Gene Morgan (7 IP); at Hawaii-Hilo (2-0), April 6, 1985
A Complete Game (9 Inn.) Jacob Billingsley; at Southern Miss (8-1), June 6, 2017 %
A Complete Game (7 Inn.) JT Ginn; at Texas A&M-1 (0-1), May 4, 2019
<i>Complete-Game 1-Hitter</i> Unknown
<i>Complete-Game 2-Hitter</i> Ricky Bowen; vs. Ole Miss, March 16, 2008
<i>Consecutive Complete Games</i> Dakota Hudson; 2016 (at Auburn (4-0), May 13 and Arkansas (7-0), May 19)
A Complete-Game Shutout Dakota Hudson; vs. Arkansas (7-0), May 19, 2016
<i>at Home</i> Dakota Hudson; vs. Arkansas (7-0), May 19, 2016
<i>on The Road</i> Dakota Hudson; at Auburn (4-0), May 13, 2016
<i>SEC Game</i> Dakota Hudson; vs. Arkansas (7-0), May 19, 2016
<i>as a Freshman</i> Scott Tanksley; vs. Mississippi College (6-0), April 20, 1993
<i>Postseason Game</i> B.J. Wallace; vs. Nicholls State (1-0), May 21, 1992 %
17+ Strikeouts 17 - Chris Stratton; at LSU, March 16, 2012
15+ Strikeouts 15 - Will Bednar; vs. Texas, June 20, 2021 \$
10+ Strikeouts 10 - Pico Kohn; at Oklahoma, March 21, 2025
8-Consecutive Strikeouts 8 - Pico Kohn; at Oklahoma, March 21, 2025
Recorded Two Saves In One Day Trevor Fitts; vs. Marshall and Alabama A&M, February 22, 2015

2025 HONORS TRACKER

Hunter Hines, IF/OF

D1Baseball 2025 MLB Draft Top 250 Prospects (No. 161)
Perfect Game Top 75 Seniors (No. 5)
D1 Baseball Top 50 1st Baseman: Preseason 2025 (No. 12)
Preseason All-SEC 1st Team (1B)

Ross Highfill, C

D1Baseball 2025 MLB Draft Top 250 Prospects (No. 92)
D1 Baseball Top 50 Catchers: Preseason 2025 (No. 24)

Ace Reese, IF

Perfect Game 2026 MLB Draft Board: Top 150 (No. 83)
Perfect Game Top 100 Collegiate Sophomores (No. 62)

Dylan Cupp, IF

Perfect Game 2026 MLB Draft Board: Top 150 (No. 113)
Perfect Game Top 101 Collegiate Sophomores (No. 80)

Charlie Foster, LHP

Perfect Game 2027 MLB Draft Board: Top 75 (No. 55)

Noah Sullivan, DH/RHP

D1 Baseball Top 50 1st Basemen: Preseason 2025 (No. 20)
NCBWA Preseason All-America Teams: (1st Team - Utility)

Sawyer Reeves, IF

D1 Baseball Top 50 2nd Basemen: Preseason 2025 (No. 36)

Pico Kohn, LHP

D1 Baseball Top 150 Starting Pitchers: Preseason 2025 (No. 33)
D1Baseball 2025 MLB Draft Top 250 Prospects (No. 113)
SEC Pitcher of the Week (March 24)

Karson Ligon, RHP

D1 Baseball Top 150 Starting Pitchers: Preseason 2025 (No. 100)

Chase Hungate, RHP

D1 Baseball Top 100 Relief Pitchers: Preseason 2025 (No. 23)
2025 Preseason Stopper of the Year Watch List

Jacob Pruitt, RHP

D1Baseball 2025 MLB Draft Top 250 Prospects (No. 152)

2025 SOUTHEASTERN CONFERENCE STATISTICS

WEEK 7

2025 BASEBALL

MARCH 30

SCHEDULE/RESULTS

All times Eastern; Rankings reflect highest among major polls

Tuesday, March 25

at #2 Georgia 13, West Georgia 6
 #4 Florida State 8, #19 Florida 4 (Jacksonville, Fla.)
 at #1 Tennessee 14, Queens 3
 Xavier 9, at Kentucky 3
 #10 Alabama 4, North Alabama 3 (Huntsville, Ala.)
 Missouri State 14, at #1 Arkansas 13 (10 inn.)
 #11 Auburn 13, South Alabama 5 (Montgomery, Ala.)
 at Mississippi State 6, Samford 1
 Missouri 11, Illinois 9 (Sauget, Ill.)
 #8 Oklahoma 11, at Oral Roberts 2
 #14 North Carolina 13, South Carolina 8 (Charlotte, N.C.)
 at Texas A&M 7, Houston Christian 2
 at #12 Vanderbilt 10, Eastern Kentucky 0 (8 inn.)
 at #5 LSU 17, UL-Lafayette 4 (7 inn.)
 at #15 Ole Miss 7, Memphis 5
 at #3 Texas 13, Sam Houston 3 (7 inn.)

Thursday, March 27

*at #5 LSU 8, Mississippi State 6
 *at #15 Ole Miss 7, #19 Florida 5

Friday, March 28

*at #15 Ole Miss 10, #19 Florida 9 (DH-1)
 *#19 Florida 11, at #15 Ole Miss 8 (DH-2)
 *at #2 Georgia 4, #11 Auburn 1
 *at #10 Alabama 8, #8 Oklahoma 6
 *at Texas A&M 9, Kentucky 7
 *#3 Texas 15, at Missouri 4 (7 inn.)
 *#1 Tennessee 11, at South Carolina 7
 *at #5 LSU 2, Mississippi State 1
 *#1 Arkansas 9, at #12 Vanderbilt 0

Saturday, March 29

*at #2 Georgia 11, #11 Auburn 7 (DH-1)
 *at #2 Georgia 9, #11 Auburn 6 (10 inn. / DH-2)
 *#8 Oklahoma 6, at #10 Alabama 5
 *#1 Arkansas 6, at #12 Vanderbilt 4 (10 inn.)
 *Kentucky 14, at Texas A&M 11
 *at #5 LSU 17, Mississippi State 8
 *#1 Tennessee 7, at South Carolina 5
 *#3 Texas 7, at Missouri 4 (DH-1)
 *#3 Texas 7, at Missouri 1 (DH-2)

Sunday, March 30

*#1 Tennessee 7, at South Carolina 2
 *at #10 Alabama 8, #8 Oklahoma 6
 *#1 Arkansas 7, at #12 Vanderbilt 3
 *Kentucky 10, at Texas A&M 5 (8 inn.)

Next Weekend In The SEC (April 3-6)

*LSU at Oklahoma - Thursday-Saturday series
 *Ole Miss at Kentucky - Thursday-Saturday series
 *Alabama at Auburn
 *Missouri at Arkansas
 *Vanderbilt at Florida
 *Georgia at Texas
 *South Carolina at Mississippi State
 *Texas A&M at Tennessee

*SEC game

	SEC	Pct.	GB	All	Pct.	H	A	N	T25	T10	L10	Strk
Arkansas	8-1	.889	-	26-3	.897	19-1	5-1	2-1	7-1	0-0	9-1	W3
Georgia	8-1	.889	-	28-2	.933	20-1	6-1	2-0	8-1	3-0	9-1	W8
Tennessee	8-1	.889	-	26-2	.929	18-1	5-1	3-0	6-1	5-1	8-2	W6
Texas	8-1	.889	-	23-3	.885	12-2	6-0	5-1	6-1	2-1	8-2	W6
LSU	7-2	.778	1.0	26-3	.897	21-1	1-2	4-0	1-2	1-2	8-2	W4
Alabama	6-3	.667	2.0	25-4	.862	16-4	5-0	4-0	9-3	3-3	7-3	W1
Ole Miss	6-3	.667	2.0	21-6	.778	16-3	3-1	2-2	6-5	2-3	6-4	L1
Oklahoma	5-4	.556	3.0	22-5	.815	15-1	4-4	3-0	3-3	3-2	6-4	L1
Auburn	4-5	.444	4.0	20-8	.714	13-3	2-5	5-0	6-5	1-3	5-5	L3
Kentucky	4-5	.444	4.0	17-9	.654	9-5	8-4	0-0	2-4	1-2	4-6	W2
Vanderbilt	4-5	.444	4.0	20-8	.714	16-3	3-3	1-2	2-6	0-3	6-4	L3
Florida	1-8	.111	7.0	19-11	.633	16-4	3-6	0-1	2-9	1-7	3-7	W1
Mississippi State	1-8	.111	7.0	16-12	.571	12-4	1-6	3-2	2-11	1-8	3-7	L3
South Carolina	1-8	.111	7.0	17-12	.586	14-6	2-4	1-2	1-12	1-11	2-8	L7
Texas A&M	1-8	.111	7.0	13-14	.481	12-9	0-3	1-2	0-7	0-0	3-7	L2
Missouri	0-9	.000	8.0	9-17	.346	6-10	0-4	3-3	0-8	0-6	1-9	L3

• **Player of the Week:** Ole Miss' Isaac Humphrey led the SEC with four home runs and 13 RBI last week, all of which came in the Rebels' sweep at Missouri. He also paced the SEC with 21 total bases last week. Humphrey had multiple hits and drove in at least four runs in each game of the series. He homered and drove in four runs on Friday, then hit a pair of home runs in the series-clinching win on Saturday. Humphrey hit a home run and a double and drove in five runs in the series finale on Sunday.

• **Pitcher of the Week:** Mississippi State's Pico Kohn pitched six shutout innings and earned the win in the Bulldogs' 2-1 victory at No. 10 Oklahoma on Friday night. Kohn struck out 10 (one shy of his career-high) and allowed only two hits during his sixth start of the season. The junior southpaw from Verbena, Alabama is now 4-0 with a 2.52 ERA with a team-high 53 strikeouts in 35 2/3 innings of work. Opponents are hitting just .148 against him this year.

• **Freshman of the Week:** Texas' Dylan Volantis pitched back-to-back days, earning a pair of saves against No. 2 LSU to help Texas secure its first series victory over a top-2 team in six years. Across his two appearances, Volantis retired 14 of the 15 batters he faced, notching seven strikeouts. The southpaw totaled 4 2/3 shutout innings without allowing a hit. On Saturday, Volantis recorded the final four outs on just 12 pitches to close out the Longhorns' 11-7 victory. He went the final 3 1/3 innings in an efficient 40-pitch effort, while racking up five strikeouts to secure the 6-2 win on Sunday.

• Eleven SEC teams enter week seven of the season ranked in the top-25 of the major polls. Tennessee is No. 1 in four of the major polls, while Arkansas took over the top spot in one of the polls. Four different SEC teams (LSU and Texas A&M are the others) have been ranked No. 1 during the season. Georgia is ranked as high as No. 2, while Texas is No. 3. Other current high rankings for SEC teams are: LSU at No. 5, Oklahoma at No. 8, Alabama at No. 10, Auburn at No. 11, Vanderbilt at No. 12, Ole Miss at No. 15 and Florida at No. 19.

• This weekend's SEC slate features four top-25 matchups: Oklahoma at Alabama, Arkansas at Vanderbilt, Auburn at Georgia at Florida at Ole Miss.

• SEC teams and individuals entering the week ranked No. 1 statistically in the NCAA include:

- » Tennessee with a 2.23 ERA
- » Arkansas with a .988 fielding percentage
- » Georgia with 70 home runs and 269 runs
- » Georgia's Ryland Zaborowski with 14 home runs
- » Alabama's Justin Lebron with 50 RBI
- » Tennessee's Liam Doyle with 62 strikeouts

• A total of 44 SEC baseball student-athletes are eligible to wear the SEC graduate patch on their uniforms this season, signifying that they have earned their college degrees.

• Five SEC coaches rank among the winningest active Division I coaches in the nation: Paul Mainieri (1st, 1,522 wins), Dave Van Horn (4th with 1,280 wins), Tim Corbin (8th with 1,047 wins), Mike Bianco (9th with 1,027 wins) and Jim Schlossnagle (11th with 969 wins).



2025 HOME RUN TRACKER

No.	Player	Game	Date	Opponent	Pitcher	On Base	Inn.	Outs	Count	Score	Final
1.	Ace Reese	1	Feb. 14	Manhattan	Craska	0	3	1	2-2	8-0	17-3
2.	Hunter Hines	1	Feb. 14	Manhattan	Craska	1	3	1	2-0	9-0	17-3
3.	Aaron Downs	1	Feb. 14	Manhattan	Brown	2	4	1	0-1	14-0	17-3
4.	Reed Stallman	2	Feb. 14	Manhattan	Smoot	2	7	1	2-1	10-1	13-1
5.	Nolan Stevens	3	Feb. 16	Manhattan	Castelluccio	1	6	1	0-0	3-1	5-1
6.	Reed Stallman	6	Feb. 22	Missouri State	Holmes	0	5	0	0-2	1-1	9-3
7.*	Gehrig Frei	7	Feb. 23	Missouri State	Charlton	0	1	0	0-0	0-0	6-4
8.	Aaron Downs	7	Feb. 23	Missouri State	Charlton	0	4	0	0-1	1-1	6-4
9.	Hunter Hines	7	Feb. 23	Missouri State	Knight	0	5	0	1-2	3-1	6-4
10.	Ace Reese	7	Feb. 23	Missouri State	Ferguson	1	6	2	0-0	4-1	6-4
11.	Noah Sullivan	8	Feb. 25	Troy	Stewart	3	5	1	3-1	5-0	5-6
12.	Aaron Downs	9	Feb. 28	Rice	Keo	0	7	0	2-1	6-3	14-3
13.	Nolan Stevens	9	Feb. 28	Rice	Keo	1	7	0	0-2	7-3	14-3
14.	Ace Reese	9	Feb. 28	Rice	Ben-Shoshan	1	7	0	2-2	12-3	14-3
15.	Ace Reese	10	March 1	Arizona	Kramkowski	0	1	2	1-2	0-2	5-6
16.	Ace Reese	10	March 1	Arizona	Kramkowski	0	4	1	0-1	1-5	5-6
17.	Bryce Chance	11	March 2	Oklahoma State	Watkins	0	1	1	0-1	0-0	7-9
18.	Reed Stallman	11	March 2	Oklahoma State	Watkins	0	4	1	1-1	1-6	7-9
19.	Reed Stallman	11	March 2	Oklahoma State	Wech	2	7	2	3-2	4-9	7-9
20.	Bryce Chance	12	March 5	Southern Miss	Sunstrom	0	1	1	0-0	0-0	18-3
21.	Noah Sullivan	12	March 5	Southern Miss	Best	0	3	1	0-0	2-2	18-3
22.	Nolan Stevens	12	March 5	Southern Miss	Best	0	3	1	0-1	3-2	18-3
23.	Nolan Stevens	12	March 5	Southern Miss	Long	1	5	2	3-1	10-2	18-3
24.	Ace Reese	12	March 5	Southern Miss	Richardson	2	6	1	1-0	14-3	18-3
25.	Noah Sullivan	13	March 7	Queens	Jurecka	0	5	0	0-0	4-1	9-3
26.	Hunter Hines	13	March 7	Queens	Jurecka	0	5	1	1-0	5-1	9-3
27.	Aaron Downs	14	March 8	Queens	Quezada	1	4	2	1-0	4-1	10-2
28.	Aaron Downs	14	March 8	Queens	Brown	1	6	0	2-0	7-1	10-2
29.	Bryce Chance	14	March 8	Queens	Brown	1	6	2	1-1	9-1	10-2
30.	Aaron Downs	15	March 9	Queens	Ruller	0	2	0	1-1	2-0	9-3
31.	Aaron Downs	15	March 9	Queens	Ruller	0	3	0	0-1	6-0	9-3
32.	Noah Sullivan	18	March 14	Texas	Spencer	0	2	0	1-0	1-2	7-8
33.	Ross Highfill	18	March 14	Texas	Spencer	2	2	1	0-0	4-2	7-8
34.	Reed Stallman	21	March 18	Jackson State	Gonzalez	2	1	0	2-0	3-0	16-3
35.	Joe Powell	21	March 18	Jackson State	Thomas	2	4	0	0-0	11-0	16-3
36.	Ace Reese	23	March 22	Oklahoma	Crossland	1	3	0	0-1	2-7	11-13
37.	Hunter Hines	23	March 22	Oklahoma	Crossland	1	3	2	2-2	5-7	11-13
38.	Ace Reese	23	March 22	Oklahoma	Crossland	2	4	0	0-1	7-7	11-13
39.	Ace Reese	26	March 27	LSU	Anderson	1	1	1	2-0	2-0	6-8
40.	Joe Powell	26	March 27	LSU	Anderson	0	2	1	1-1	3-1	6-8
41.	Hunter Hines	26	March 27	LSU	Anderson	0	3	2	2-2	4-1	6-8
42.	Hunter Hines	28	March 29	LSU	Shores	0	2	1	0-0	1-8	8-17

* - leadoff homerun

2025 HOW IT WAS WON

Below is a chart representing how the eventual game-winning run was recorded for Mississippi State in 2025

Gm	Opponent	Final	Player	Inn.	Outs	Play	Score at Time
1.	Manhattan	17-3	Nolan Stevens	1st	2	Single	3-0
2.	Manhattan	13-1	Joe Powell	2nd	1	Ground Out	1-1
3.	Manhattan	5-1	Hunter Hines	1st	2	Single	1-0
4.	Missouri State	3-1	Noah Sullivan	8th	2	Double	1-1
5.	Missouri State	9-3	Ace Reese	5th	2	Triple	2-1
6.	Missouri State	6-4	Ace Reese	6th	2	Home Run	4-1
7.	Rice	13-4	Ross Highfill	5th	0	Single	3-2
8.	Southern Miss	18-3	Nolan Stevens	3rd	1	Home Run	3-2
9.	Queens	9-3	Noah Sullivan	1st	2	Single	1-0
10.	Queens	10-2	Aaron Downs	2nd	2	Double	1-0
11.	Queens	9-3	Noah Sullivan	1st	2	Double	1-0
12.	Old Dominion	9-4	Aaron Downs	4th	0	Single	1-1
13.	Nicholls	2-1	Aaron Downs	4th	2	Wild Pitch	1-0
14.	Jackson State	16-3	Reed Stallman	1st	0	Home Run	3-0
15.	Oklahoma	2-1	Dylan Cupp	7th	2	Sacrifice Fly	2-0
16.	Samford	6-1	Joe Powell	4th	2	Single	3-0

SERIES STATS

BATTING

	AVG	AB	R	H	RBI	2B	3B	HR	BB	K
Manhattan	.359	92	35	33	33	8	0	5	20	18
at Southern Miss	.129	31	0	4	0	0	0	0	1	10
Missouri State	.273	99	18	27	16	4	2	5	15	26
Troy	.325	40	5	13	5	4	0	1	4	12
Astros Foundation Classic	.324	105	26	34	25	7	1	8	6	27
Southern Miss	.553	38	18	21	16	6	0	4	6	4
Queens	.358	106	28	38	27	9	0	7	11	14
vs. Old Dominion	.333	30	9	10	8	6	0	0	6	4
vs. Nicholls State	.160	25	2	4	1	0	1	0	7	5
Texas	.229	83	11	19	11	3	0	2	13	21
Jackson State	.433	30	16	13	14	2	0	2	12	6
at Oklahoma	.296	108	16	32	15	8	0	3	8	31
Samford	.276	29	6	8	5	2	0	0	5	3
at LSU	.230	100	15	23	14	4	0	4	17	40
at Memphis										
South Carolina										
at UAB										
at Alabama										
Southern										
Florida										
vs. Ole Miss										
at Auburn										
Memphis										
Kentucky										
Ole Miss										
North Alabama										
at Missouri										

PITCHING

	ERA	W-L	SV	IP	H	R	ER	BB	SO	2B	3B	HR	B/AVG
Manhattan	1.96	3-0	0	23.0	12	5	5	7	40	0	0	0	.152
at Southern Miss	1.12	0-1	0	8.0	4	3	1	2	8	1	0	1	.138
Missouri State	2.33	3-0	2	27.0	12	8	7	20	34	5	0	1	.136
Troy	5.00	0-1	0	9.0	7	6	5	2	20	0	0	3	.200
Astros Foundation Classic	4.88	1-2	1	24.0	22	18	13	7	34	3	1	3	.234
Southern Miss	2.57	1-0	0	7.0	5	3	2	3	3	1	0	0	.208
Queens	2.00	3-0	0	27.0	15	8	6	9	37	1	2	0	.161
vs. Old Dominion	4.00	1-0	0	9.0	7	4	4	4	16	0	0	1	.250
vs. Nicholls State	1.00	1-0	1	9.0	4	1	1	3	9	0	0	0	.167
Texas	6.26	0-3	0	23.0	21	17	16	9	32	4	1	4	.239
Jackson State	3.86	1-0	0	7.0	6	3	3	1	15	2	0	0	.222
at Oklahoma	5.40	1-2	1	25.0	25	21	15	13	29	5	0	3	.250
Samford	0.00	1-0	0	9.0	5	1	0	2	14	0	0	0	.161
at LSU	9.00	0-3	0	24.0	34	27	24	12	29	3	0	7	.337
at Memphis													
South Carolina													
at UAB													
at Alabama													
Southern													
Florida													
vs. Ole Miss													
at Auburn													
Memphis													
Kentucky													
Ole Miss													
North Alabama													
at Missouri													



PITCHING STATS

PITCHING (STARTERS)

Date	Opp.	IP	H	R	ER	BB	K
2/14	Manhattan - G1	5.0	1	0	0	0	11
2/14	Manhattan - G2	4.0	4	1	1	0	8
2/16	Manhattan	3.0	1	0	0	2	5
2/18	at Southern Miss	2.0	1	3	1	2	3
2/21	Missouri State	6.1	4	1	1	0	11
2/22	Missouri State	3.0	2	1	0	3	3
2/23	Missouri State	4.0	0	1	1	4	5
2/25	Troy	4.0	1	1	1	0	9
2/28	vs. Rice (3)	6.1	4	3	2	2	6
3/1	vs. Arizona (3)	2.0	4	5	4	1	3
3/2	vs. Oklahoma State (3)	2.2	5	6	3	3	3
3/5	Southern Miss	3.2	3	3	2	3	2
3/7	Queens	6.0	4	3	3	2	9
3/8	Queens	6.0	1	1	1	2	4
3/9	Queens	5.0	2	0	0	2	9
3/11	vs. Old Dominion (2)	3.0	2	0	0	1	5
3/12	vs. Nicholls State (2)	3.0	2	0	0	0	2
3/14	Texas*	6.0	3	5	4	1	6
3/15	Texas*	2.2	3	3	3	4	2
3/16	Texas*	3.2	4	2	2	0	4
3/18	Jackson State	3.0	1	0	0	0	4
3/21	at Oklahoma*	6.0	2	0	0	2	10
3/22	at Oklahoma*	1.0	5	7	2	1	1
3/23	at Oklahoma*	5.0	4	5	5	3	5
3/25	Samford	2.0	2	0	0	1	1
3/27	at LSU*	3.0	3	2	1	1	3
3/28	at LSU*	5.0	5	2	2	0	8
3/29	at LSU*	0.2	7	8	7	0	0
4/1	at Memphis						
4/4	South Carolina*						
4/5	South Carolina*						
4/6	South Carolina*						
4/8	at UAB						
4/11	at Alabama*						
4/12	at Alabama*						
4/13	at Alabama*						
4/15	Southern						
4/17	Florida*						
4/18	Florida*						
4/19	Florida*						
4/22	vs. Ole Miss (1)						
4/25	at Auburn*						
4/26	at Auburn*						
4/27	at Auburn*						
4/29	Memphis						
5/2	Kentucky*						
5/3	Kentucky*						
5/4	Kentucky*						
5/9	Ole Miss*						
5/10	Ole Miss*						
5/11	Ole Miss*						
5/13	North Alabama						
5/15	at Missouri*						
5/16	at Missouri*						
5/17	at Missouri*						
2025	Totals	69.0	41	29	20	27	98

* - Southeastern Conference game

(1) - Trustmark Park; Pearl, Miss. | (2) - Kessler Federal Park; Biloxi, Miss.

(3) - Daikin Park; Houston, Texas

PITCHING (BULLPEN)

Date	Opp.	IP	H	R	ER	BB	K
2/14	Manhattan - G1	2.0	2	3	3	3	3
2/14	Manhattan - G2	3.0	2	0	0	0	5
2/16	Manhattan	6.0	2	1	1	0	8
2/18	at Southern Miss	6.0	3	0	0	0	5
2/21	Missouri State	2.2	1	0	0	3	3
2/22	Missouri State	6.0	3	2	2	6	9
2/23	Missouri State	5.0	2	3	3	4	3
2/25	Troy	5.0	6	5	4	2	11
2/28	vs. Rice (3)	0.2	1	0	0	0	2
3/1	vs. Arizona (3)	7.0	4	1	1	0	15
3/2	vs. Oklahoma State (3)	5.1	4	3	3	1	5
3/5	Southern Miss	3.1	2	0	0	0	1
3/7	Queens	3.0	2	0	0	0	7
3/8	Queens	3.0	2	1	1	1	3
3/9	Queens	4.0	4	3	2	2	5
3/11	vs. Old Dominion (2)	6.0	5	4	4	3	11
3/12	vs. Nicholls State (2)	6.0	2	1	1	3	7
3/14	Texas*	3.0	6	3	3	0	5
3/15	Texas*	4.1	2	2	2	1	10
3/16	Texas*	3.1	3	2	2	2	5
3/18	Jackson State	4.0	5	2	2	1	11
3/21	at Oklahoma*	3.0	2	1	0	1	4
3/22	at Oklahoma*	7.0	9	6	6	4	6
3/23	at Oklahoma*	3.0	3	2	2	2	3
3/25	Samford	7.0	3	1	0	1	13
3/27	at LSU*	5.0	5	6	6	4	2
3/28	at LSU*	3.0	2	0	0	0	3
3/29	at LSU*	7.1	12	9	8	7	11
4/1	at Memphis						
4/4	South Carolina*						
4/5	South Carolina*						
4/6	South Carolina*						
4/8	at UAB						
4/11	at Alabama*						
4/12	at Alabama*						
4/13	at Alabama*						
4/15	Southern						
4/17	Florida*						
4/18	Florida*						
4/19	Florida*						
4/22	vs. Ole Miss (1)						
4/25	at Auburn*						
4/26	at Auburn*						
4/27	at Auburn*						
4/29	Memphis						
5/2	Kentucky*						
5/3	Kentucky*						
5/4	Kentucky*						
5/9	Ole Miss*						
5/10	Ole Miss*						
5/11	Ole Miss*						
5/13	North Alabama						
5/15	at Missouri*						
5/16	at Missouri*						
5/17	at Missouri*						
2025	Totals	74.0	47	27	24	30	103

* - Southeastern Conference game

(1) - Trustmark Park; Pearl, Miss. | (2) - Kessler Federal Park; Biloxi, Miss.

(3) - Daikin Park; Houston, Texas

SEC SWEEPS

MSU at HOME VS.

Alabama	April 12-14, 2019
Arkansas	April 20-21, 2018
Auburn	April 19-21, 2024
Florida	May 17-19, 2018
Georgia	April 26-28, 2019
Kentucky	April 1-3, 2021
LSU	April 20-21, 1985
Ole Miss	May 18-19, 2002
Missouri	May 5-7, 2016
Oklahoma	Never
South Carolina	Never
Tennessee	March 24-26, 2017
Texas	Never
Texas A&M	April 30-May 1, 2021
Vanderbilt	March 11-12, 2000

MSU ON THE ROAD VS.

Alabama	May 20-22, 2021
Arkansas	March 21-23, 2003
Auburn	April 9-11, 2021
Florida	Never
Georgia	March 28-30, 1997
Kentucky	April 1-3, 1994
LSU	April 18-19, 1981
Ole Miss	May 10-12, 2019
Missouri	April 18-20, 2014
Oklahoma	Never
South Carolina	Never
Tennessee	May 6-8, 2011
Texas A&M	April 12-14, 2013
Texas	Never
Vanderbilt	April 20-21, 1991



2025 DAY-BY-DAY RESULTS

DATE	OPP	W/L	SCORE	WP	LP	SV	REC.
2/14	MAN - G1	W	17-3 (7)	Kohn (1-0)	Romero (0-1)	--	1-0
2/14	MAN - G2	W	13-1 (7)	Ligon (1-0)	Grasser (0-1)	--	2-0
2/16	MAN	W	5-1	Simmons (1-0)	Duffield (0-1)	--	3-0
2/18	at USM	L	3-0	Allen (1-0)	Foster (0-1)	Payne (1)	3-1
2/21	Mo. St.	W	3-1	Burns (1-0)	Knight (0-1)	Dotson (1)	4-1
2/22	Mo. St.	W	9-3	McPherson (1-0)	Holmes (0-2)	--	5-1
2/23	Mo. St.	W	6-4	Simmons (2-0)	Charlton (1-1)	Hungate (1)	6-1
2/25	TROY	L	6-5	Gorgen (1-0)	Davis (0-1)	--	6-2
2/28	vs. Rice (3)	W	14-3 (7)	Kohn (2-0)	Hickson (0-1)	Hungate (2)	7-2
3/1	vs. UA (3)	L	6-5	Kramkowski (1-1)	Ligon (1-1)	Pluta (1)	7-3
3/2	vs. OSU (3)	L	9-7	Watkins (2-0)	Simmons (2-1)	Youngerman (1)	7-4
3/5	USM	W	18-3 (7)	Hungate (1-0)	Best (0-1)	--	8-4
3/7	QU	W	9-3	Kohn (3-0)	Jurecka (0-3)	--	9-4
3/8	QU	W	10-2	Davis (1-1)	Quezada (0-3)	--	10-4
3/9	QU	W	9-3	Ligon (2-1)	Renaud (0-1)	--	11-4
3/11	vs. ODU (2)	W	9-4	Grant (1-0)	Landford (0-1)	--	12-4
3/12	vs. NSU (2)	W	2-1	Stevens (1-0)	Jordan (2-2)	Mcpherson (1)	13-4
3/14	TEX	L	8-7	Duplantier II (2-0)	Hungate (1-1)	Volantis (2)	13-5
3/15	TEX	L	5-3	Riojas (4-0)	Williams (0-1)	Volantis (3)	13-6
3/16	TEX	L	4-1	Flores (2-0)	Ligon (2-2)	Grubbs (4)	13-7
3/18	JSU	W	16-3	Mannell (1-0)	Gonzalez (3-1)	--	14-7
3/21	at OU	W	2-1	Kohn (4-0)	K. Witherspoon (5-1)	Dotson (1)	15-7
3/22	at OU	L	13-11	Crooks (2-0)	Williams (0-2)	-	15-8
3/23	at OU	L	7-3	Bodin (2-0)	Ligon (2-3)	Crooks (7)	15-9
3/25	SAM	W	6-1	Mannell (2-0)	Rice (0-2)	--	16-9
3/27	at LSU	L	8-6	Benge (1-1)	Burns (1-1)	Cowan (3)	16-10
3/28	at LSU	L	2-1	Eyanson (4-0)	Kohn (4-1)	Evans (5)	16-11
3/29	at LSU	L	17-8	Ware (4-0)	Ligon (2-4)	--	16-12
4/1	at MEM						
4/4	USC						
4/5	USC						
4/6	USC						
4/8	at UAB						
4/11	at Bama						
4/12	at Bama						
4/13	at Bama						
4/15	SU						
4/18	UF						
4/19	UF						
4/20	UF						
4/22	vs. OM (1)						
4/25	at AU						
4/26	at AU						
4/27	at AU						
4/29	MEM						
5/2	UK						
5/3	UK						
5/4	UK						
5/9	OM						
5/10	OM						
5/11	OM						
5/13	UNA						
5/15	at MIZ						
5/16	at MIZ						
5/17	at MIZ						

STATS BY MONTH

FEBRUARY TOTALS: 7-2	TEAM ERA: 2.43	TEAM BATTING: .314
MARCH TOTALS: 9-10	TEAM ERA: 4.70	TEAM BATTING: .300
APRIL TOTALS: 0-0	TEAM ERA: 0.00	TEAM BATTING: .000
MAY TOTALS: 0-0	TEAM ERA: 0.00	TEAM BATTING: .000
JUNE TOTALS: 0-0	TEAM ERA: 0.00	TEAM BATTING: .000
FIRST HALF TOTALS: 0-0	TEAM ERA: 0.00	TEAM BATTING: .000
SECOND HALF TOTALS: 0-0	TEAM ERA: 0.00	TEAM BATTING: .000
OVERALL TOTALS: 0-0	TEAM ERA: 0.00	TEAM BATTING: .000

RECORD BY MONTH

Month	Home	Road	Neutral	Total
February	6-1	0-1	1-0	7-2
March	6-3	1-5	2-2	9-10
April	0-0	0-0	0-0	0-0
May	0-0	0-0	0-0	0-0
June	0-0	0-0	0-0	0-0
Totals	12-4	1-6	3-2	16-12

MARGIN OF VICTORY

	1	2	3	4	5	6	7	8	9	10	11	12+
Miss. State	2	2	0	1	2	3	0	1	0	0	1	4
Opponents	4	4	2	1	0	0	0	0	1	0	0	0

SCORING BY INNING

	1	2	3	4	5	6	7	8	9	10	11	12+	Total
Miss. State	25	28	26	32	25	30	26	8	2	0	0	0	205
Opponents	18	21	14	3	18	19	16	7	8	0	0	0	125

* - Southeastern Conference game | (1) - Trustmark Park; Pearl, Miss. | (2) - Kessler Federal Park; Biloxi, Miss. | (3) - Daikin Park; Houston, Texas

HEAD COACH CHRIS LEMONIS



Since arriving in Starkville, Chris Lemonis has guided the Bulldogs to unparalleled success, including capturing Mississippi State's first national championship in 2021. He is the first Division I head coach to reach the College World Series in his first two full seasons as head coach of a program in the Super Regional era (since 1999).

In six seasons at MSU, Lemonis has compiled a 207-116 record (.641 winning percentage) and taken his program to two College World Series appearances. In his first two

complete seasons at the helm of the Bulldogs, Lemonis has won 50-plus games, posting a 52-15 record in 2019 and a 50-18 mark in 2021. Lemonis notched his 100th win at MSU in his first 130 games. He is the fastest head coach in program history to reach the 100-win mark.

Lemonis led Mississippi State to its first-ever national championship in 2021 and was named the National Coach of the Year by Baseball America following a 50-18 campaign and an impressive 10-3 showing in the NCAA Tournament. He became the fourth person picked as Baseball America's National Coach of the Year as both an assistant and head coach.

The 18th head coach in the program's storied history, a journey of nearly 40 years came full circle when he was introduced on June 25, 2018, on Adkerson Plaza inside Dudy Noble Field. The son of a 1973 State graduate, Lemonis resided in Starkville as a child and now leads one of the perennial powerhouse in college baseball.

For the 40th time in program history the Mississippi State Bulldogs went to an NCAA Regional in 2024. Lemonis saw junior Khal Stephen take home Third Team All-American honors (NCBWA, ABCA, D1 Baseball), while sophomores Dakota Jordan and Jurrangelo Cjintje took home two All-American honors. Cjintje was second team by Perfect Game and NCBWA, while Jordan was second team by NCBWA and third team by Baseball America. MSU had four players earn ABCA All-Regional honors, Jordan (first team), Cjintje (first team), Stephen (first team) and David Mershon (second team). Mershon became the first shortstop at MSU to earn First Team All-SEC honors at shortstop since 2017. The Bulldogs also had success in the 2024 MLB Draft as they had the 20th first round selection in school history and saw 11 players get selected, the most by any school. Eight of the 11 players selected were pitchers, which set a school record. Mississippi State finished ranked in four of the five baseball polls and were as high as 17 by Baseball America. The MSU pitching staff saw dramatic improvements on the mound in 2024 as they decreased the team ERA by 2.84 from 2023. MSU also saw the starting pitching duo of Stephen and Cjintje posted over 80 innings pitched, eight or more wins, and 100 or more strikeouts. This was the first time since 2019 that MSU has accomplished that feat.

In 2023, Lemonis saw freshman outfielder Dakota Jordan earn Freshman All-American honors by Perfect Game. Awards continued to roll in as Hunter Hines and Colton Ledbetter earned ABCA All-Region honors. Hines also picked up First Team All-SEC honors, and Jordan was named to the All-SEC Freshman team. During the season, the Dawgs hit the fourth most homers in program history with 91, and freshman Ross Highfill became the first player since 2017 to hit three homers in a single game.

Following the 2022 season, Lemonis and the Bulldogs had six players drafted in the MLB Draft, increasing his total to 25 during his time in Starkville. He has extended his streak of having a first-round pick drafted as Landon Sims went early in the 2022 MLB Draft. Not only did the Bulldogs have success in the MLB Draft, but RJ Yeager was named Third Team All-American by the ABCA, NCBWA and Collegiate Baseball Newspapers. Hunter Hines earned Freshman All-American honors by Collegiate Baseball, NCBWA and D1 Baseball.

In 2021, the Bulldogs had five players drafted from their national championship squad, while a total of 19 players have been drafted by Major League Baseball during Lemonis' time in Starkville, including at least one first rounder in each year of his tenure. For the second straight full season, the Mississippi State baseball program saw a pair of student-athletes honored as All-Americans by the American Baseball Coaches Association in Tanner Allen and Landon Sims.

In his first season at the helm of the Diamond Dawgs, Lemonis became the winningest first-year head coach in SEC history and in the process led the 2019 edition to the second-most victories in program history at 52 (54; 1989). The 40 victories over MSU's first 50 games marked the third-most in the first 50 games of a season in program history and set the tone for State's second-straight trip to the College World Series.

Lemonis became one of just three SEC head coaches to advance to the College World Series in their inaugural season in the conference, joining Jake Gibbs (Ole Miss, 1972) and fellow Diamond Dawg skipper Pat McMahon (Mississippi State, 1998).

Four Diamond Dawgs earned All-American honors during Lemonis' first season, while left-handed pitcher Ethan Small was tabbed National Pitcher of the Year (College Baseball Foundation; American Baseball Coaches Association) and right-handed pitcher JT Ginn earned the National Freshman of the Year honor (Collegiate Baseball, Perfect Game). Ginn and Small each earned specialty awards from the SEC, as well, grabbing the conference's Freshman and Pitcher of the Year, respectively.

A school-record-tying 11 Diamond Dawgs heard their names called in the 2019 Major League Baseball First Year Player Draft, including three taken in the first 10 rounds. Small became the 15th Diamond Dawg taken in the first round of the MLB Draft, while SEC career hits leader Jake Mangum (4th; New York Mets) and

Colby White (6th; Tampa Bay) each went in the first 10 rounds. The 11 selections were No. 3 nationally in 2019.

Owning a head coaching record of 308-184-2, Lemonis was also a part of nearly 800 wins as an assistant coach and three trips to the College World Series. During his time at Indiana, Lemonis' teams averaged 35.3 wins per season, including a 40-win campaign during his final season in Bloomington. He averaged 39.2 victories per year during his career in an assistant role (784 wins), bolstered by a 44.9 wins-per-season average at Louisville. The Cardinals were college baseball's winningest program during that eight-year span and made the program's first three trips to Omaha.

Lemonis not only understands what it takes to get to Omaha as a coach but also as a player. A 1992 graduate of The Citadel, Lemonis added a 1990 appearance in the College World Series as a student-athlete. The appearance makes the Bulldogs one of just three schools in Southern Conference history and only current member of the conference to advance to Omaha.

One of the top recruiters and player development coaches in the country, Lemonis has seen success at every coaching stop. After helping his alma mater, The Citadel, to five NCAA Regional appearances in 12 seasons as an assistant coach, Lemonis joined college teammate Dan McDonald's staff at Louisville and quickly turned the Cardinals into an Omaha contender.

After helping Louisville to seven postseason berths in eight years, the 2013 American Baseball Coaches Association/Baseball America Assistant Coach of the Year headed to Indiana to take his first head coaching job with the Hoosier program in 2015.

In each of his head coaching stops, Lemonis has led his team to the NCAA postseason in his first season at the helm. He helped the Hoosiers into the NCAA Tournament field during his initial season in Bloomington, before he guided Mississippi State to the College World Series in 2019 – his first season in Starkville.

Overall, Lemonis enters his 29th season as a collegiate coach in 2023, making two College World Series appearance as a head coach, taking three trips to Omaha as an assistant, earning 17 NCAA tournament berths and aiding in five 50-win seasons. His pupils have earned 35 All-America honors, 18 Freshman All-America laurels and 94 have signed professional baseball contracts, with 18 getting the call up to Major League Baseball.

Widely regarded as one of the elite recruiters and developers of talent in all of college baseball, a total of 100 student-athletes have been selected in the Major League Baseball Draft under Lemonis' watch, with 18 of those reaching the highest level of professional baseball.

Since arriving at Louisville for the 2006-07 academic year, Lemonis has been a part of 14 nationally ranked recruiting classes, including his first three classes at Mississippi State. His initial Diamond Dawgs recruiting class was tabbed as the No. 12 class nationally by Baseball America and Perfect Game, while it earned the No. 9 ranking from Collegiate Baseball Newspaper. In 2019, he and his staff brought in another top-10 ranked class, finishing as high as No. 6 by Baseball America.

Over his first four seasons in Starkville, Lemonis has tutored 20 picks in the MLB First Year Player Draft, including four first rounders and two second rounders. Sixteen of Lemonis' Indiana players were taken in the MLB Draft in his final four years in Bloomington and 14 signed professional contracts. He also recruited and coached nine of the Hoosier's school-record 10 MLB Draft choices in 2019.

Along with the second-most single-season victories (52) during the 2019 season, his team also posted the second-best 20-, 30- and 40-game starts (18-2, 25-5, 32-8) in program history. He joined Pat McMahon as the only two Diamond Dawg dugout bosses to lead the program to the College World Series in their initial campaign and his 52 wins were the most by a first-year SEC head coach in the conference's history.

Lemonis and his wife, the former Jill MacEldowney, have two daughters, Marissa and Mackenzie. The Myrtle Beach, South Carolina native earned his Bachelor of Science in physical education from The Citadel in 1992 and received his Master of Arts in sport management in 1994.

He is also no stranger to Starkville, as he resided on campus as a newborn during his father's time as a student at State. His father, Thomas, was a 1973 Mississippi State graduate with a degree in electrical engineering.

THE LEMONIS FILE

Personal

Hometown: Myrtle Beach, South Carolina
Wife: Jill
Children: Marissa & Mackenzie
College: The Citadel, 1992

Coaching Career

2019-Present: Mississippi State Head Coach
2015-18: Indiana Head Coach
2007-14: Louisville Assistant Coach
2003-06: The Citadel Associate Head Coach
1995-2002: The Citadel Assistant Coach

Lemonis Year-by-Year

As a Head Coach

Yr.	School	Record	Postseason
2015	Indiana	35-24	NCAA Regional
2016	Indiana	32-24	--
2017	Indiana	34-24-2	NCAA Regional
2018	Indiana	40-19	NCAA Regional
2019	Mississippi State	52-15	College World Series
2020	Mississippi State	12-4	**
2021	Mississippi State	50-18	National Champions
2022	Mississippi State	26-30	--
2023	Mississippi State	27-26	--
2024	Mississippi State	40-23	NCAA Regional
2025	Mississippi State	15-9	--
Totals	11th season	364-219-2	

2021 National Champions
 Six NCAA Regionals
 Two NCAA Super Regionals
 Two NCAA College World Series
 ** No postseason due to COVID-19

As an Assistant Coach

1995	The Citadel	39-21	NCAA Regional
1996	The Citadel	33-26	--
1997	The Citadel	37-21	--
1998	The Citadel	37-24	NCAA Regional
1999	The Citadel	41-20	NCAA Regional
2000	The Citadel	39-20	--
2001	The Citadel	38-24	NCAA Regional
2002	The Citadel	31-26	--
2003	The Citadel	32-25	--
2004	The Citadel	39-28	NCAA Regional
2005	The Citadel	25-34	--
2006	The Citadel	34-27	--
2007	Louisville	47-24	College World Series
2008	Louisville	41-21	NCAA Regional
2009	Louisville	47-18	NCAA Super Regional
2010	Louisville	50-14	NCAA Regional
2011	Louisville	32-29	--
2012	Louisville	41-22	NCAA Regional
2013	Louisville	51-14	College World Series
2014	Louisville	50-17	College World Series
Totals	20 Seasons	784-455	

12 NCAA Regionals
 Four NCAA Super Regionals
 Three College World Series





DUDY NOBLE FIELD

BIOGRAPHY

The largest on-campus facility in college baseball, Dudy Noble Field will see the 59th season of Mississippi State baseball at its current site in 2025. With over 1,700 games played at the venue, the Diamond Dawgs have a .725 winning percentage at the facility, which received a \$68-million upgrade prior to the 2019 season.

The field is named in honor of longtime MSU baseball coach, athletics director and ABCA Hall of Famer Clarke Randolph "Dudy" Noble. On April 27, 1998 the facility was renamed Dudy Noble Field, Polk-DeMent Stadium, honoring another ABCA Hall of Famer, former Bulldog skipper Ron Polk, and the late Gordon DeMent, a successful businessman and longtime fan of the Diamond Dawgs from Indianola, Mississippi.

The Origin

From 1929 until 1964, Mississippi State hosted its baseball games at the original on-campus venue, Hardy Field, which was located several hundred yards to the south of the Bulldogs' home football venue, Davis Wade Stadium at Scott Field. The baseball field was closed following the 1964 season to make way for the construction of Dorman Hall and for the next two seasons the Diamond Dawgs played their home games at Redbird Park in Columbus, Mississippi, capturing SEC titles both seasons at their temporary home.

The tin-roofed grandstand and 2,000-seat bleachers from the original Dudy Noble Field were transported to the stadium's present site, which became playable for the 1967 season. Since that time, facility enhancements have followed at a steady pace to make the "Carnegie Hall of College Baseball" one of the finest all-around facilities on the road to Omaha. Among with numerous upgrades, the current site has seen two complete demolitions and reconstructions, the latest occurring during a three-year span from 2017-2019 and opening prior to the start of the 2019 campaign.

Leading the Attendance Boom

With a laundry list of legendary names on its all-time roster, it comes as no surprise that Mississippi State ranks among the nation's attendance leader's year in and year out. The Dudy Noble Field faithful have sold out the reserved seating allotment every season since 1987.

Along with routinely hosting some of the largest crowds in the SEC, the last 11 three-day Super Bulldog Weekend series have drawn more than 25,000 fans. The most fans for a Super Bulldog Weekend game during the 2023 season with 43,986 fans came to The Dude.

MSU eclipsed the 200,000 mark in paid attendance at Dudy Noble Field for six-straight seasons between 2012-17, marking the first such occurrence in the program's history. Over the past three seasons, MSU has eclipsed the 300,000 mark in paid attendance, which had never been done before in back-to-back-to-back seasons. In 2013, the Diamond Dawgs' five-millionth fan walked through the turnstiles at Dudy Noble Field. Since home attendance figures were charted starting in 1976, the "Carnegie Hall of College Baseball" has seen 7,616,815 fans rush through the gates.

In 24 of the last 25 seasons, Mississippi State has averaged 6,000 fans per game, including a record average of 11,094 during the 2023 campaign, the second-best mark in the nation. Overall, State has eclipsed the 200,000-fan mark 16 times since 2002, with a school-record 373,784 viewing the 2019 home schedule.

Of the top 25 all-time college baseball on-campus attendances, Dudy Noble Field finds itself on the list 24 times, most notably owning the all-time on-campus attendance record of 16,423 on April 15, 2023. The Bulldogs own all of the top 15 marks and 19 of the top 20 marks, in NCAA on-campus history and are the only NCAA baseball program to boast on-campus attendances of 14,000 or more. The five largest NCAA Super Regional crowds have all assembled in Starkville, Mississippi, as well.

From April 14-16, 2023, the Bulldog faithful flooded the gates at Dudy Noble Field to the tune of 43,986 fans for a three-game series versus Ole Miss. The nearly 44,000 fans on the weekend set an NCAA on-campus attendance record for a three-game series.

During the 2024 season, the Diamond Dawg faithful showed up in groves as 370,711 fans appeared at The Dude with Mississippi State receiving the largest average attendance numbers in the nation, averaging 10,903 fans per game. The

Diamond Dawgs had 10,000+ fans at 23 games last season at Dudy Noble Field. Dudy Noble Field has ushered in crowds of 10,000 or better 128 times, including 2007 NCAA Super Regional-record draws of 13,715 and 12,620 for nationally-televised, late-morning games against Clemson. In 2019, the first season of the "New Dude," the Diamond Dawgs garnered crowds of 10,000-plus 10 times. Over the last three seasons the number of 10,000-plus crowds have grown and MSU set a school record with 21 during the 2024 season.

Mississippi State has hosted 26 postseason events at the facility, including three NCAA District III Tournaments (1973-75), five SEC tournaments (1979, 81, 83, 88 & 95), 16 NCAA Regionals (1979, 84-85, 87-89, 90, 92, 97, 2000, 03, 13, 16, 19 & 21) and four NCAA Super Regionals (2007, 16, 19 & 21).

The Left Field Lounge™

The aura of Mississippi State baseball at Dudy Noble Field is certainly not confined to the loyal legions in the impressive grandstand, pro-style luxury sky suites or luxurious Left Field Lofts.

In fact, some of the more highly-prized seats at Bulldog baseball games are found beyond the outfield fence in the Left Field Lounge™. Waiting lists greet those seeking to purchase one of the 96 outfield lounges in the iconic two-level outfield tailgate.

Once a colorful assortment of pickup trucks, motor homes, and trailers — most equipped with barbecue grills — lined the outfield fence, completing a circle of humanity at Dudy Noble Field. Now, the permanent lounge spaces are connected to the concourse, allowing everyone to stroll through and experience the iconic lounge culture.

What began in the late 1960s as a popular gathering spot for baseball-loving MSU supporters now forms college baseball's largest tailgate party.

The "New Dude"

The second demolition at the current site occurred following the 2017 season and the \$68 million facility opened its gates for the 2019 campaign. Architect Wier Boerner Allin, along with consultants Populous and famed stadium architect/State alum Janet Marie Smith designed the project, while construction manager ICM and general contractor JESCO Construction, Inc. oversaw the construction.

Covering 12 acres of land on the Mississippi State University campus, the 230,000 square foot facility carries on Dudy Noble Field's legacy as the "Carnegie Hall of College Baseball." Installation of the second largest scoreboard in college baseball, measuring 43 feet wide by 60 feet high, started the project in 2017. The board, which was the largest in college baseball upon installation, is larger than boards owned by three Major League Baseball teams. The addition of 96 permanent Left Field Lounge rigs encircling the outfield followed during the fall of 2018.

The concourse and lower-level grandstands were in place for the 2018 season, with the Diamond Suites, upper-deck reserved seating area and three unique club areas — Farm Bureau Triple Crown Club, Charlie and Dana Stephenson Omaha Club and The Rooftop Club — were completed prior to the 2019 campaign. The newest version of Dudy Noble Field also features increased restroom facilities and concession points of sale.

The player spaces also received an upgrade, expanding to cover 18,000 square feet underneath the facility. The fully-equipped Bruce and Julie Martin Locker Room includes an embedded equipment room, houses 40 wooden lockers and features an oversized, dimensional halo-lit '85 Script Mississippi State sign suspended overhead in the middle of the room.

The more spacious locker room includes an attached training room with whirlpool and fully-functional fueling station. The Mitch Moreland Hitting Tunnel, which is equipped with HitTrax, and Turner & Gloria Wingo Team Lounge are easily accessed from the home dugout, with the eye-popping player entrance and Hassell H. Franklin Omaha Room greeting players as they enter the facility. The Pat McMahon Pitching Lab is also housed under the stadium, featuring arm care and conditioning equipment, one oversized turfed mound with three pitching rubbers and state of the art video equipment.

TOP-25 CROWDS

Rank	Attendance	Opponent	Date
1.	16,423	* Ole Miss	April 15, 2023
2.	15,586	Ole Miss	April 12, 2014
3.	15,078	Texas A&M	April 16, 2016
4.	14,991	Florida	April 22, 1989
5.	14,739	Ole Miss	April 14, 2023
6.	14,562	Auburn	April 20, 2013
7.	14,385	# Notre Dame	June 12, 2021
8.	14,378	LSU	April 16, 1988
9.	14,320	Arizona State	Feb. 25, 2023
10.	14,273	Alabama	May 4, 2024
11.	14,228	LSU	April 9, 2022
12.	14,077	Alabama	March 26, 2022
13.	13,974	LSU	March 16, 2024
14.	13,971	# Notre Dame	June 13, 2021
15.	13,761	Arkansas	April 25, 1992
16.	13,715	# Clemson	June 9, 2007
17.	13,691	Kentucky	April 8, 2017
18.	13,617	Georgia	April 8, 2006
19.	13,447	Georgia	April 6, 2024
20.	13,452	# Arizona	June 11, 2016
21.	13,357	Auburn	April 19, 2024
22.	13,351	Long Beach State	Feb. 19, 2022
23.	13,338	Ole Miss	April 17, 2021
24.	13,224	Ole Miss	April 11, 2014
25.	13,132	# Stanford	June 8, 2019

* - NCAA on-campus attendance record

^ - NCAA Regional

- NCAA Super Regional

NOTE: Mississippi State owns 126 crowds of 10,000-plus in the history of the program. The top 10 crowds in Dudy Noble Field history are also the top 10 on-campus crowds in NCAA history.



2025 SEASON STATISTICS

Date	Opponent	ab	r	h	rbi	2b	3b	hr	tb	bb	ibb	sb	cs	hbp	sac	sf	gdp	k	po	a	e	lob	avg
Feb 14	MANHATTAN	33	17	15	16	3	0	3	27	8	0	2	0	4	0	0	0	5	21	3	0	10	.455
Feb 14	MANHATTAN	29	13	11	12	4	0	1	18	8	0	2	0	3	0	1	0	5	21	6	1	9	.419
Feb 16	MANHATTAN	30	5	7	5	1	0	1	11	4	0	3	0	3	1	0	0	8	27	7	0	9	.359
Feb 18	at Southern Miss	31	0	4	0	0	0	0	4	1	0	0	0	0	0	0	1	10	24	11	4	5	.301
Feb 21	MISSOURI STATE	28	3	4	3	1	0	0	5	4	1	1	0	2	0	0	0	9	27	10	0	7	.272
Feb 22	MISSOURI STATE	36	9	11	7	3	1	1	19	7	0	4	0	1	0	0	0	8	27	10	0	11	.278
Feb 23	MISSOURI STATE	35	6	12	6	0	1	4	26	4	0	2	0	1	0	0	1	9	27	13	1	10	.288
Feb 25	TROY	40	5	13	5	4	0	1	20	4	0	1	0	2	0	0	0	12	27	2	1	14	.294
Feb 28	vs Rice	34	14	16	13	4	1	3	31	3	0	0	0	2	0	0	0	7	21	4	2	7	.314
Mar 01	vs Arizona	35	5	9	5	3	0	2	18	0	0	2	0	2	1	0	1	12	27	4	1	6	.308
Mar 02	vs Oklahoma State	36	7	9	7	0	0	3	18	3	0	0	0	0	0	1	0	8	24	11	1	6	.302
Mar 05	SOUTHERN MISS	38	18	21	16	2	0	5	38	6	0	1	0	0	0	0	0	4	21	11	1	8	.326
Mar 07	QUEENS	33	9	10	9	3	0	2	19	5	0	0	0	5	1	0	0	5	27	6	1	11	.324
Mar 08	QUEENS	38	10	14	9	4	0	3	27	1	0	4	0	2	0	0	0	4	27	11	0	7	.328
Mar 09	QUEENS	35	9	14	9	2	0	2	22	5	0	3	2	1	0	0	1	5	27	8	0	8	.333
Mar 11	vs Old Dominion	30	9	10	8	6	0	0	16	6	0	1	1	4	1	1	0	4	27	7	1	9	.333
Mar 12	vs Nicholls	25	2	4	1	0	1	0	6	7	0	2	0	0	1	0	2	5	27	9	0	7	.325
*Mar 14	TEXAS	36	7	9	7	2	0	2	17	4	0	0	0	0	0	0	0	11	27	7	1	6	.321
*Mar 16	TEXAS	26	3	6	3	1	0	0	7	5	0	0	0	1	0	0	0	6	21	3	0	8	.317
*Mar 16	TEXAS	21	1	4	1	0	0	0	4	4	0	1	0	2	1	0	2	4	21	7	0	6	.313
Mar 18	JACKSON STATE	30	16	13	14	2	0	2	21	12	0	1	0	2	0	0	0	6	21	4	0	10	.318
*Mar 21	at Oklahoma	33	2	7	2	1	0	0	8	1	0	2	0	1	0	1	1	13	27	5	2	7	.313
*Mar 22	at Oklahoma	41	11	17	10	6	0	3	32	5	0	0	1	0	1	0	1	10	24	7	5	9	.319
*Mar 23	at Oklahoma	34	3	8	3	1	0	0	9	2	0	0	0	2	1	0	1	8	24	12	2	9	.315
Mar 25	SAMFORD	29	6	8	5	2	0	0	10	5	0	0	0	1	0	1	3	3	27	4	2	7	.314
*Mar 27	at LSU	34	6	8	6	1	0	3	18	4	0	0	0	0	0	1	0	12	24	8	1	6	.311
*Mar 28	at LSU	33	1	7	0	1	0	0	8	6	0	0	0	0	1	0	0	18	24	5	0	12	.307
*Mar 29	at LSU	33	8	8	8	2	0	1	13	7	0	1	0	4	0	2	1	10	24	8	2	11	.305
Totals		916	205	279	190	59	4	42	472	131	1	33	4	45	9	8	15	221	693	203	29	235	.305

2025 SOUTHEASTERN CONFERENCE STATISTICS

Record: 1-8 Home: 0-3 Away: 1-5 SEC: 1-8

Player	avg	gp-gs	ab	r	h	2b	3b	hr	rbi	tb	slg%	bb	hp	so	gdp	ob%	sf	sh	sb-att	po	a	e	fld%
2 Reeves, Sawyer	.438	8-4	16	3	7	2	0	0	1	9	.563	1	0	5	0	.471	0	1	1-1	7	7	3	.824
44 Hines, Hunter	.387	9-9	31	7	12	1	0	3	5	22	.710	6	0	9	2	.486	0	0	0-0	49	6	1	.982
18 Sullivan, Noah	.344	9-9	32	3	11	3	0	1	2	17	.531	6	1	6	1	.462	0	0	0-0	0	0	0	.000
36 Stevens, Nolan	.318	8-6	22	3	7	2	0	0	3	9	.409	3	0	6	1	.400	0	0	0-0	14	0	1	.933
10 Cupp, Dylan	.304	9-9	23	3	7	3	0	0	4	10	.435	6	1	6	0	.452	1	2	0-0	9	11	3	.870
49 Sanders, Gatlin	.300	8-5	20	1	6	0	0	0	0	6	.300	1	0	7	1	.333	0	0	0-0	3	14	0	1.000
3 Reese, Ace	.237	9-9	38	6	9	3	0	3	13	21	.553	3	1	9	0	.310	0	0	0-0	7	7	2	.875
38 Chance, Bryce	.189	9-9	37	3	7	0	0	0	3	7	.189	2	0	11	0	.225	1	1	0-0	16	0	0	1.000
7 Stallman, Reed	.136	7-6	22	2	3	1	0	0	1	4	.182	3	1	9	0	.269	0	0	0-1	11	0	0	1.000
5 Downs, Aaron	.067	7-6	15	3	1	0	0	0	1	1	.067	5	2	5	1	.364	0	0	0-0	9	1	0	1.000

22 Highfill, Ross	.143	6-5	14	4	2	0	0	1	4	5	.357	1	4	7	0	.368	0	0	2-2	55	4	1	.983
55 Powell, Joe	.143	5-4	14	2	2	0	0	1	2	5	.357	0	0	10	0	.133	1	0	0-0	31	4	1	.972
34 Frei, Gehrig	.000	7-0	5	1	0	0	0	0	1	0	.000	1	0	1	0	.143	1	0	0-0	0	0	0	.000
32 O'Brien, Michael	.000	3-0	1	1	0	0	0	0	0	0	.000	0	0	1	0	.000	0	0	1-1	0	0	0	.000
52 Buckner, Lukas	.000	3-0	1	0	0	0	0	0	0	0	.000	0	0	0	0	.000	0	0	0-0	0	0	0	.000
43 Spalitta, Steven	.000	1-0	0	0	0	0	0	0	0	0	.000	0	0	0	0	.000	0	0	0-0	1	1	0	1.000
Totals	.254	9	291	42	74	15	0	9	40	116	.399	38	10	92	6	.356	4	4	4-5	216	62	13	.955
Opponents	.277	9	289	65	80	12	1	14	60	136	.471	34	7	90	4	.363	3	3	22-25	231	66	5	.983

LOB - Team (74), Opp (55). DPs turned - Team (4), Opp (7).

(SEC games only Sorted by Earned run avg)

Player	era	w-l	app	gs	cg	sho	sv	ip	h	r	er	bb	so	2b	3b	hr	b/avg	wp	hp	bk	sfa	sha
9 Kohn, Pico	3.18	1-1	3	3	0	0/0	0	17.0	10	7	6	3	24	1	1	3	.167	1	3	0	0	0
31 Ligon, Karson	13.50	0-3	3	3	0	0/0	0	9.1	15	15	14	3	9	3	0	3	.357	1	2	0	0	0

17 Simmons, Stone	0.00	0-0	3	0	0	0/0	0	5.0	4	1	0	0	6	1	0	0	.200	0	0	0	0	0
11 Stone, Duke	0.00	0-0	1	0	0	0/0	0	0.2	1	0	0	0	0	0	0	0	.500	0	0	0	1	0
12 Siary, Evan	4.32	0-0	3	1	0	0/0	0	8.1	7	5	4	3	9	1	0	2	.219	0	0	0	1	0
30 Pruitt, Jacob	4.50	0-0	1	0	0	0/0	0	2.0	2	1	1	1	1	0	0	0	.250	0	1	0	0	0
15 Dotson, Luke	5.40	0-0	3	0	0	0/0	1	5.0	5	3	3	3	7	1	0	0	.313	2	0	0	0	1
29 Williams, Nate	6.35	0-2	4	0	0	0/0	0	5.2	4	5	4	1	13	0	0	2	.190	3	0	0	1	0
8 Foster, Charlie	6.75	0-0	1	0	0	0/0	0	1.1	1	1	1	0	1	1	0	0	.250	0	0	0	0	0
26 Hungate, Chase	7.11	0-1	4	0	0	0/0	0	6.1	7	5	5	3	3	0	0	1	.292	0	0	0	0	1
35 Davis, Ben	9.00	0-0	3	2	0	0/0	0	7.0	14	12	7	7	9	3	0	0	.368	1	1	0	0	0
4 Grant, Mikhai	16.20	0-0	2	0	0	0/0	0	1.2	2	3	3	3	4	0	0	1	.286	0	0	0	0	0
28 McPherson, Ryan	21.60	0-0	3	0	0	0/0	0	1.2	5	4	4	3	2	0	0	1	.500	0	0	0	0	0
45 Burns, Dane	27.00	0-1	3	0	0	0/0	0	1.0	3	3	3	4	2	1	0	1	.600	0	0	0	0	1
Totals	6.88	1-8	9	9	0	0/0	1	72.0	80	65	55	34	90	12	1	14	.277	8	7	0	3	3
Opponents	4.44	8-1	9	9	0	0/0	6	77.0	74	42	38	38	92	15	0	9	.254	6	10	0	4	4

PB - Team (0), Opp (1). Pickoffs - Team (1), Dotson 1. SBA/ATT - Powell (15-16), Highfill (6-7), Siary (7-7), Ligon (5-6), Williams (5-5), Dotson (1-2), Davis (1-2), Hungate (1-1), Spalitta (1-1), Pruitt (1-1), Burns (1-1).



2025 GAME-BY-GAME (HITTING)

Date	Opponent	ab	r	h	rbi	2b	3b	hr	tb	bb	ibb	sb	cs	hbp	sac	sf	gdp	k	po	a	e	lob	avg
Feb 14	MANHATTAN	33	17	15	16	3	0	3	27	8	0	2	0	4	0	0	0	5	21	3	0	10	.455
Feb 14	MANHATTAN	29	13	11	12	4	0	1	18	8	0	2	0	3	0	1	0	5	21	6	1	9	.419
Feb 16	MANHATTAN	30	5	7	5	1	0	1	11	4	0	3	0	3	1	0	0	8	27	7	0	9	.359
Feb 18	at Southern Miss	31	0	4	0	0	0	0	4	1	0	0	0	0	0	0	1	10	24	11	4	5	.301
Feb 21	MISSOURI STATE	28	3	4	3	1	0	0	5	4	1	1	0	2	0	0	0	9	27	10	0	7	.272
Feb 22	MISSOURI STATE	36	9	11	7	3	1	1	19	7	0	4	0	1	0	0	0	8	27	10	0	11	.278
Feb 23	MISSOURI STATE	35	6	12	6	0	1	4	26	4	0	2	0	1	0	0	1	9	27	13	1	10	.288
Feb 25	TROY	40	5	13	5	4	0	1	20	4	0	1	0	2	0	0	0	12	27	2	1	14	.294
Feb 28	vs Rice	34	14	16	13	4	1	3	31	3	0	0	0	2	0	0	0	7	21	4	2	7	.314
Mar 01	vs Arizona	35	5	9	5	3	0	2	18	0	0	2	0	2	1	0	1	12	27	4	1	6	.308
Mar 02	vs Oklahoma State	36	7	9	7	0	0	3	18	3	0	0	0	0	0	1	0	8	24	11	1	6	.302
Mar 05	SOUTHERN MISS	38	18	21	16	2	0	5	38	6	0	1	0	0	0	0	0	4	21	11	1	8	.326
Mar 07	QUEENS	33	9	10	9	3	0	2	19	5	0	0	0	5	1	0	0	5	27	6	1	11	.324
Mar 08	QUEENS	38	10	14	9	4	0	3	27	1	0	4	0	2	0	0	0	4	27	11	0	7	.328
Mar 09	QUEENS	35	9	14	9	2	0	2	22	5	0	3	2	1	0	0	1	5	27	8	0	8	.333
Mar 11	vs Old Dominion	30	9	10	8	6	0	0	16	6	0	1	1	4	1	1	0	4	27	7	1	9	.333
Mar 12	vs Nicholls	25	2	4	1	0	1	0	6	7	0	2	0	0	1	0	2	5	27	9	0	7	.325
*Mar 14	TEXAS	36	7	9	7	2	0	2	17	4	0	0	0	0	0	0	0	11	27	7	1	6	.321
*Mar 16	TEXAS	26	3	6	3	1	0	0	7	5	0	0	0	1	0	0	0	6	21	3	0	8	.317
*Mar 16	TEXAS	21	1	4	1	0	0	0	4	4	0	1	0	2	1	0	2	4	21	7	0	6	.313
Mar 18	JACKSON STATE	30	16	13	14	2	0	2	21	12	0	1	0	2	0	0	0	6	21	4	0	10	.318
*Mar 21	at Oklahoma	33	2	7	2	1	0	0	8	1	0	2	0	1	0	1	1	13	27	5	2	7	.313
*Mar 22	at Oklahoma	41	11	17	10	6	0	3	32	5	0	0	1	0	1	0	1	10	24	7	5	9	.319
*Mar 23	at Oklahoma	34	3	8	3	1	0	0	9	2	0	0	0	2	1	0	1	8	24	12	2	9	.315
Mar 25	SAMFORD	29	6	8	5	2	0	0	10	5	0	0	0	1	0	1	3	3	27	4	2	7	.314
*Mar 27	at LSU	34	6	8	6	1	0	3	18	4	0	0	0	0	0	1	0	12	24	8	1	6	.311
*Mar 28	at LSU	33	1	7	0	1	0	0	8	6	0	0	0	0	1	0	0	18	24	5	0	12	.307
*Mar 29	at LSU	33	8	8	8	2	0	1	13	7	0	1	0	4	0	2	1	10	24	8	2	11	.305
Totals		916	205	279	190	59	4	42	472	131	1	33	4	45	9	8	15	221	693	203	29	235	.305

2025 GAME-BY-GAME (PITCHING)

Date	Opponent	ip	h	r	er	bb	so	2b	3b	hr	wp	bk	hbp	dp	ibb	score	w-l	sv	era
Feb 14	MANHATTAN	7.0	3	3	3	3	14	1	0	0	0	0	1	0	0	17-3	1-0	0	3.86
Feb 14	MANHATTAN	7.0	6	1	1	0	13	1	0	0	1	0	0	0	0	13-1	2-0	0	2.57
Feb 16	MANHATTAN	9.0	3	1	1	4	13	0	0	1	0	0	0	0	0	5-1	3-0	0	1.96
Feb 18	at Southern Miss	8.0	4	3	1	2	8	1	0	1	0	0	2	1	0	0-3	3-1	0	1.74
Feb 21	MISSOURI STATE	9.0	5	1	1	3	14	2	0	0	1	0	1	0	0	3-1	4-1	1	1.58
Feb 22	MISSOURI STATE	9.0	5	3	2	9	12	3	0	0	1	0	1	0	0	9-3	5-1	1	1.65
Feb 23	MISSOURI STATE	9.0	2	4	4	8	8	0	0	1	0	0	2	0	0	6-4	6-1	2	2.02
Feb 25	TROY	9.0	7	6	5	2	20	0	0	3	0	0	1	0	0	5-6	6-2	2	2.42
Feb 28	vs Rice	7.0	5	3	2	2	8	1	1	1	0	0	0	0	0	14-3	7-2	3	2.43
Mar 01	vs Arizona	9.0	8	6	5	1	18	1	0	1	2	0	3	0	0	5-6	7-3	3	2.71
Mar 02	vs Oklahoma State	8.0	9	9	6	4	8	1	0	1	0	0	1	1	0	7-9	7-4	3	3.07
Mar 05	SOUTHERN MISS	7.0	5	3	2	3	3	1	0	0	0	0	0	1	0	18-3	8-4	3	3.03
Mar 07	QUEENS	9.0	6	3	3	2	16	1	0	0	0	1	0	1	0	9-3	9-4	3	3.03
Mar 08	QUEENS	9.0	3	2	2	3	7	0	1	0	0	0	0	1	0	10-2	10-4	3	2.95
Mar 09	QUEENS	9.0	6	3	1	4	14	0	1	0	2	0	0	0	0	9-3	11-4	3	2.81
Mar 11	vs Old Dominion	9.0	7	4	4	4	16	0	0	1	2	0	1	1	0	9-4	12-4	3	2.89
Mar 12	vs Nicholls	9.0	4	1	1	3	9	0	0	0	0	0	2	1	0	2-1	13-4	4	2.77
*Mar 14	TEXAS	9.0	9	8	7	1	11	0	1	2	0	0	1	0	0	7-8	13-5	4	3.02
*Mar 16	TEXAS	7.0	5	5	5	5	12	2	0	1	0	0	1	0	0	3-5	13-6	4	3.17
*Mar 16	TEXAS	7.0	7	4	4	3	9	2	0	1	1	0	1	1	0	1-4	13-7	4	3.25
Mar 18	JACKSON STATE	7.0	6	3	3	1	15	2	0	0	3	0	0	0	0	16-3	14-7	4	3.28
*Mar 21	at Oklahoma	9.0	4	1	0	3	14	1	0	0	2	0	2	1	0	2-1	15-7	5	3.12
*Mar 22	at Oklahoma	8.0	14	13	8	5	7	2	0	2	1	0	0	1	0	11-13	15-8	5	3.36
*Mar 23	at Oklahoma	8.0	7	7	7	5	8	2	0	1	0	0	1	0	0	3-7	15-9	5	3.55
Mar 25	SAMFORD	9.0	5	1	0	2	14	0	0	0	0	0	3	1	0	6-1	16-9	5	3.39
*Mar 27	at LSU	8.0	8	8	7	5	7	0	0	3	2	0	0	0	0	6-8	16-10	5	3.56
*Mar 28	at LSU	8.0	7	2	2	0	11	1	0	2	0	0	0	1	0	1-2	16-11	5	3.51
*Mar 29	at LSU	8.0	19	17	15	7	11	2	0	2	2	0	1	0	0	8-17	16-12	5	3.97
Totals		231.0	179	125	102	94	320	27	4	24	20	1	25	12	0	205-125	16-12	5	3.97



2025 GAME-BY-GAME STARTERS (BATTING ORDER)

DATE	OPPONENT	1	2	3	4	5	6	7	8	9	SP
2/14	Manhattan - G1	Reeves	Highfill	Reese	Sullivan	Hines	Chance	Stevens	Stallman	Cupp	Kohn
2/14	Manhattan - G2	Reeves	Highfill	Reese	Sullivan	Hines	Chance	Downs	Powell	Cupp	Ligon
2/16	Manhattan	Reeves	Highfill	Reese	Sullivan	Hines	Chance	Stevens	Downs	Cupp	Simmons
2/18	at Southern Miss	Reeves	Highfill	Reese	Sullivan	Hines	Chance	Stallman	Stevens	Cupp	Foster
2/21	Missouri State	Buckner	Highfill	Reese	Sullivan	Hines	Chance	Stevens	Downs	Cupp	Kohn
2/22	Missouri State	Buckner	Highfill	Hines	Sullivan	Reese	Chance	O'Brien	Powell	Cupp	Ligon
2/23	Missouri State	Frei	Highfill	Reese	Sullivan	Hines	Chance	Downs	Pulliam	Cupp	Simmons
2/25	Troy	Frei	Highfill	Reese	Sullivan	Hines	Chance	Stallman	Downs	Cupp	Pruitt
2/28	vs. Rice (3)	Frei	Highfill	Reese	Sullivan	Stallman	Chance	Stevens	Reeves	Cupp	Kohn
3/1	vs. Arizona (3)	Frei	Chance	Reese	Sullivan	Stallman	Downs	Stevens	Highfill	Cupp	Ligon
3/2	vs. Oklahoma State (3)	Frei	Chance	Reese	Sullivan	Stallman	Stevens	Hines	Highfill	Cupp	Simmons
3/5	Southern Miss	Stallman	Chance	Reese	Sullivan	Stevens	Hines	Highfill	Sanders	Cupp	Pruitt
3/7	Queens	Stallman	Chance	Reese	Sullivan	Stevens	Hines	Highfill	Sanders	Cupp	Kohn
3/8	Queens	Reeves	Chance	Reese	Sullivan	Hines	Stevens	Downs	Sanders	Powell	Davis
3/9	Queens	Reeves	Chance	Reese	Sullivan	Hines	Downs	Stevens	Sanders	Highfill	Ligon
3/11	vs. Old Dominion (2)	Reeves	Chance	Reese	Sullivan	Hines	Downs	Stevens	Sanders	Powell	Siary
3/12	vs. Nicholls State (2)	Chance	Reese	Sullivan	Hines	Downs	O'Brien	Owen	Sanders	Cupp	Sullivan
3/14	Texas*	Stallman	Chance	Reese	Sullivan	Hines	Downs	Sanders	Highfill	Cupp	Kohn
3/15	Texas*	Sanders	Chance	Reese	Sullivan	Hines	Downs	Stevens	Highfill	Cupp	Davis
3/16	Texas*	Stallman	Chance	Reese	Sullivan	Hines	Downs	Sanders	Highfill	Cupp	Ligon
3/18	Jackson State	Reeves	Chance	Stallman	Sullivan	Hines	Stevens	Sanders	Powell	Cupp	Sullivan
3/21	at Oklahoma*	Reeves	Reese	Sullivan	Stallman	Chance	Hines	Highfill	Stevens	Cupp	Kohn
3/22	at Oklahoma*	Reeves	Reese	Sullivan	Stallman	Chance	Downs	Hines	Powell	Cupp	Davis
3/23	at Oklahoma*	Stallman	Chance	Reese	Sullivan	Hines	Stevens	Sanders	Powell	Cupp	Ligon
3/25	Samford	Chance	Reese	Sullivan	Hines	Downs	Stevens	Sanders	Cupp	Powell	Sullivan
3/27	at LSU*	Reeves	Chance	Reese	Sullivan	Hines	Downs	Stevens	Cupp	Powell	Siary
3/28	at LSU*	Sanders	Chance	Reese	Sullivan	Hines	Stallman	Stevens	Cupp	Powell	Kohn
3/29	at LSU*	Reeves	Chance	Reese	Sullivan	Hines	Downs	Stevens	Highfill	Cupp	Ligon
4/1	at Memphis										
4/4	South Carolina*										
4/5	South Carolina*										
4/6	South Carolina*										
4/8	at UAB										
4/11	at Alabama*										
4/12	at Alabama*										
4/13	at Alabama*										
4/15	Southern										
4/17	Florida*										
4/18	Florida*										
4/19	Florida*										
4/22	vs. Ole Miss (1)										
4/25	at Auburn*										
4/26	at Auburn*										
4/27	at Auburn*										
4/29	Memphis										
5/2	Kentucky*										
5/3	Kentucky*										
5/4	Kentucky*										
5/9	Ole Miss*										
5/10	Ole Miss*										
5/11	Ole Miss*										
5/13	North Alabama										
5/15	at Missouri*										
5/16	at Missouri*										
5/17	at Missouri*										

* - Southeastern Conference game | (1) - Trustmark Park; Pearl, Miss. | (2) - Kessler Federal Park; Biloxi, Miss. | (3) - Daikin Park; Houston, Texas


2025 GAME-BY-GAME STARTERS (POSITION)

DATE	OPPONENT	C	1B	2B	3B	SS	LF	CF	RF	DH	SP
2/14	Manhattan - G1	Highfill	Hines	Reeves	Reese	Cupp	Stallman	Chance	Stevens	Sullivan	Kohn
2/14	Manhattan - G2	Powell	Hines	Reeves	Reese	Cupp	Downs	Chance	Highfill	Sullivan	Ligon
2/16	Manhattan	Highfill	Hines	Reeves	Reese	Cupp	Downs	Chance	Stevens	Sullivan	Simmons
2/18	at Southern Miss	Highfill	Hines	Reeves	Reese	Cupp	Stallman	Chance	Stevens	Sullivan	Foster
2/21	Missouri State	Highfill	Hines	Buckner	Reese	Cupp	Downs	Chance	Stevens	Sullivan	Kohn
2/22	Missouri State	Powell	Hines	Buckner	Reese	Cupp	Chance	O'Brien	Highfill	Sullivan	Ligon
2/23	Missouri State	Highfill	Hines	Frei	Reese	Cupp	Pulliam	Chance	Downs	Sullivan	Simmons
2/25	Troy	Highfill	Hines	Frei	Reese	Cupp	Stallman	Chance	Downs	Sullivan	Pruitt
2/28	vs. Rice (3)	Highfill	Frei	Reeves	Reese	Cupp	Stallman	Chance	Stevens	Sullivan	Kohn
3/1	vs. Arizona (3)	Highfill	Stallman	Frei	Reese	Cupp	Downs	Chance	Stevens	Sullivan	Ligon
3/2	vs. Oklahoma State (3)	Highfill	Hines	Frei	Reese	Cupp	Stallman	Chance	Stevens	Sullivan	Simmons
3/5	Southern Miss	Highfill	Hines	Sanders	Reese	Cupp	Stallman	Chance	Stevens	Sullivan	Pruitt
3/7	Queens	Highfill	Hines	Sanders	Reese	Cupp	Stallman	Chance	Stevens	Sullivan	Kohn
3/8	Queens	Powell	Hines	Sanders	Reese	Reeves	Downs	Chance	Stevens	Sullivan	Davis
3/9	Queens	Highfill	Hines	Sanders	Reese	Reeves	Downs	Chance	Stevens	Sullivan	Ligon
3/11	vs. Old Dominion (2)	Powell	Hines	Sanders	Reese	Reeves	Downs	Chance	Stevens	Sullivan	Siary
3/12	vs. Nicholls State (2)	Owen	Hines	Sanders	Reese	Cupp	Chance	O'Brien	Downs	Sullivan	Sullivan
3/14	Texas*	Highfill	Hines	Sanders	Reese	Cupp	Stallman	Chance	Downs	Sullivan	Kohn
3/15	Texas*	Highfill	Hines	Sanders	Reese	Cupp	Downs	Chance	Stevens	Sullivan	Davis
3/16	Texas*	Highfill	Hines	Sanders	Reese	Cupp	Stallman	Chance	Downs	Sullivan	Ligon
3/18	Jackson State	Powell	Hines	Sanders	Reeves	Cupp	Stallman	Chance	Stevens	Sullivan	Sullivan
3/21	at Oklahoma*	Highfill	Hines	Reeves	Reese	Cupp	Stallman	Chance	Stevens	Sullivan	Kohn
3/22	at Oklahoma*	Powell	Hines	Reeves	Reese	Cupp	Stallman	Chance	Downs	Sullivan	Davis
3/23	at Oklahoma*	Powell	Hines	Sanders	Reese	Cupp	Stallman	Chance	Stevens	Sullivan	Ligon
3/25	Samford	Powell	Hines	Sanders	Reese	Cupp	Downs	Chance	Stevens	Sullivan	Sullivan
3/27	at LSU*	Powell	Hines	Reeves	Reese	Cupp	Downs	Chance	Stevens	Sullivan	Siary
3/28	at LSU*	Powell	Hines	Sanders	Reese	Cupp	Stallman	Chance	Stevens	Sullivan	Kohn
3/29	at LSU*	Highfill	Hines	Reeves	Reese	Cupp	Downs	Chance	Stevens	Sullivan	Ligon
4/1	at Memphis										
4/4	South Carolina*										
4/5	South Carolina*										
4/6	South Carolina*										
4/8	at UAB										
4/11	at Alabama*										
4/12	at Alabama*										
4/13	at Alabama*										
4/15	Southern										
4/17	Florida*										
4/18	Florida*										
4/19	Florida*										
4/22	vs. Ole Miss (1)										
4/25	at Auburn*										
4/26	at Auburn*										
4/27	at Auburn*										
4/29	Memphis										
5/2	Kentucky*										
5/3	Kentucky*										
5/4	Kentucky*										
5/9	Ole Miss*										
5/10	Ole Miss*										
5/11	Ole Miss*										
5/13	North Alabama										
5/15	at Missouri*										
5/16	at Missouri*										
5/17	at Missouri*										

* - Southeastern Conference game | (1) - Trustmark Park; Pearl, Miss. | (2) - Kessler Federal Park; Biloxi, Miss. | (3) - Daikin Park; Houston, Texas



2025 TV/MEDIA ROSTER



2 | Sawyer Reeves
IF | R/R | Sr./Sr.
Lugoff, S.C.




3 | Ace Reese
IF | L/R | So./So.
Canton, Texas



4 | Mikhail Grant
RHP | R/R | So./Fr.
Stockbridge, Ga.



5 | Aaron Downs
IF/OF | R/R | Sr./Sr.
Pella, Iowa



6 | Landis Davila
OF | L/R | Fr./Fr.
Farragut, Tenn.



7 | Reed Stallman
IF | L/R | Sr./Sr.
Robins, Iowa



8 | Charlie Foster
LHP | R/L | Fr./Fr.
Snellville, Ga.



9 | Pico Kohn
LHP | L/L | Sr./Jr.
Verben, Ala.



10 | Dylan Cupp
IF | R/R | So./So.
Cedartown, Ga.




11 | Duke Stone
RHP | R/R | Fr./Fr.
Uvalda, Ga.



12 | Evan Siary
RHP | R/R | Jr./Jr.
Columbus, Miss.



13 | Nate Chester
IF | R/R | Sr./Sr.
Kansas City, Mo.



14 | Cade O'Leary
RHP | R/R | Fr./Fr.
Knoxville, Tenn.



15 | Luke Dotson
LHP | L/L | So./So.
Marietta, Ga.



16 | Braden Booth
IF/RHP | R/R | Fr./Fr.
Madison, Ala.




17 | Stone Simmons
RHP | R/R | Gr./Sr.
Houston, Texas



18 | Noah Sullivan
DH/RHP | R/R | Sr./Sr.
Orlando, Fla.



19 | Robert Fortenberry
LHP | L/L | Jr./Jr.
Frisco, Texas




22 | Ross Highfill
C | R/R | Jr./So.
Madison, Miss.



23 | Jackson Owen
C | R/R | Sr./Jr.
Starkville, Miss.



25 | Bradley Loftin
LHP | L/L | Jr./Jr.
Southaven, Miss.



26 | Chase Hungate
RHP | L/R | Sr./Sr.
Abingdon, Va.



27 | Gavin Black
RHP | L/R | Jr./Jr.
Bogart, Ga.



28 | Ryan McPherson
RHP | R/R | Fr./Fr.
Hollywood, Fla.




29 | Nate Williams
RHP | R/R | Sr./Jr.
Acworth, Ga.



30 | Jacob Pruitt
RHP | R/R | Jr./Jr.
Yorktown, Ind.



31 | Karson Ligon
RHP | R/R | Sr./Sr.
Sarasota, Fla.



32 | Michael O'Brien
OF | L/L | So./So.
River Ridge, La.



34 | Gehrig Frei
IF | S/R | Sr./Jr.
Alpharetta, Ga.



35 | Ben Davis
RHP/C | R/R | Jr./Jr.
Booneville, Miss.



36 | Nolan Stevens
IF/OF/LHP | L/L | So./So.
Elk Grove, Calif.



38 | Bryce Chance
OF | R/R | Sr./Jr.
Ridgeland, Miss.



42 | Jack Gleason
RHP | R/R | Fr./Fr.
Germantown, Tenn.




43 | Steven Spalitta
IF/C | L/R | So./So.
Mandeville, La.



44 | Hunter Hines
IF/OF | L/R | Sr./Sr.
Madison, Miss.



45 | Dane Burns
LHP | R/L | Fr./Fr.
Celina, Texas



47 | JT Schnoor
RHP | R/R | Jr./Jr.
Pascagoula, Miss.



48 | Kevin Mannell
RHP | R/R | Jr./Jr.
Topeka, Kan.



49 | Gatlin Sanders
IF/OF | L/R | Jr./Jr.
Madison, Miss.



52 | Lukas Buckner
IF | L/R | Fr./Fr.
Knoxville, Tenn.



55 | Joe Powell
C | R/R | Gr./Sr.
Mason, Ohio