



CRIMSON TIDE

BASEBALL

27 NCAA Tournament Appearances » 5 CWS Appearances » 14 SEC Championships » 70 Major League Players



GAMES 35-37



#12 ALABAMA **VS** MISSISSIPPI ST.

APRIL 11-13, 2025 / TUSCALOOSA, ALA.

SEWELL-THOMAS STADIUM (5,867+)

TV: SEC NETWORK+

(Play-by-Play: Roger Hoover, Color: Alan Dunn)

RADIO: CRIMSON TIDE SPORTS NETWORK

(Play-By-Play/Color: Curt Bloom)

CRIMSON TIDE

2025 Record 28-6
2025 SEC Record 7-5
Head Coach Rob Vaughn
Record at Alabama (Years) 61-30 (2nd)
Career Record (Years) 244-147 (8th)

BULLDOGS

2025 Record 20-13
2025 SEC Record 3-9
Head Coach Chris Lemonis
Record at MSU (Years) 227-129 (7th)
Career Record (Years) 368-220-2 (11th)

INSIDE THE SERIES

Overall: 432nd Meeting on Friday (Alabama leads, 217-210-4)
Alabama's Record: *At Home:* 128-84-2 | *In Starkville:* 82-118-2 | *At Neutral Sites:* 7-8
Current Streak: Alabama, Won 1
Last Meetings: May 3-5, 2024 - Starkville (Alabama, 1-2 || L, 3-13 / L, 1-8 (7) / W, 10-5)
Series Notes: Alabama will be aiming for its first series win over Mississippi State in Tuscaloosa since 2010, when the Crimson Tide swept a three-game series over the Bulldogs.

PROBABLE STARTING PITCHING ROTATION

FRIDAY	W-L	ERA	G/GS	IP	H	R	ER	BB	SO
UA - Zane Adams (So., LHP)	4-1	5.09	8/8	35.1	40	23	20	14	36
MSU - Pico Kohn (Sr., LHP)	4-1	2.96	8/8	45.2	29	17	15	10	67
SATURDAY	W-L	ERA	G/GS	IP	H	R	ER	BB	SO
UA - Riley Quick (Jr., RHP)	4-1	3.42	7/7	26.1	20	10	10	13	24
MSU - Evan Siary (Jr., RHP)	0-0	3.79	8/3	19.0	15	9	8	6	23
SUNDAY	W-L	ERA	G/GS	IP	H	R	ER	BB	SO
UA - TBA	---	---	---	---	---	---	---	---	---
MSU - Karson Ligon (Sr., RHP)	3-4	5.83	8/8	29.1	28	22	19	10	40

SOCIAL MEDIA:



Follow us on X/Twitter and Instagram @AlabamaBSB



Like us on Facebook at AlabamaBSB

Follow **ALABAMA BASEBALL** on the social media sites listed for up-to-date news, exclusive content and more.

2025 SCHEDULE

Opponent TV Time (CT)/Result

FEBRUARY (10-0)

14	BRADLEY	SEC Network+	W, 10-6
15	BRADLEY	SEC Network+	W, 19-3
16	BRADLEY	SEC Network+	W, 11-4 (8)
18	MIDDLE TENNESSEE	SEC Network+	W, 12-2 (8)
19	ALABAMA STATE	SEC Network+	W, 15-1 (7)
21	vs. Coastal Carolina ¹	D1Baseball.com	W, 9-2
22	vs. #12 North Carolina State ¹	D1Baseball.com	W, 4-0
23	vs. Ohio State ¹	D1Baseball.com	W, 12-10
25	JACKSONVILLE STATE	SEC Network+	W, 20-11
28	NORTH DAKOTA STATE	SEC Network+	W, 12-4

MARCH (15-4)

1	NORTH DAKOTA STATE	SEC Network+	W, 9-7
2	NORTH DAKOTA STATE	SEC Network+	W, 11-3
4	at Jacksonville State	ESPN+	W, 11-1
5	#19 TROY	SEC Network+	W, 3-1
7	PRESBYTERIAN	SEC Network+	W, 10-0 (7)
8	PRESBYTERIAN	SEC Network+	W, 15-1 (7)
9	PRESBYTERIAN	SEC Network+	L, 8-11
11	at UAB ²	ESPN+	W, 6-3
14	at #19 Texas A&M*	SEC Network+	W, 6-4
15	at #19 Texas A&M*	SEC Network+	W, 6-2
16	at #19 Texas A&M*	SEC Network	W, 2-0
18	SOUTH ALABAMA	SEC Network+	W, 6-5 (10)
20	#1 TENNESSEE*	ESPNU	W, 6-5
21	#1 TENNESSEE*	SEC Network+	L, 7-10
22	#1 TENNESSEE*	SEC Network+	L, 2-9
25	vs. North Alabama ³		W, 4-3
28	#9 OKLAHOMA*	SEC Network+	W, 8-6
29	#9 OKLAHOMA*	SEC Network	L, 5-6
30	#9 OKLAHOMA*	SEC Network+	W, 8-6

APRIL (3-2)

1	SAMFORD	SEC Network+	W, 11-9
4	at #16 Auburn*	SEC Network+	L, 0-10 (7)
5	at #16 Auburn*	SEC Network+	W, 6-5
5	at #16 Auburn*	SEC Network	L, 5-7
8	#23 SOUTHERN MISS	SEC Network+	W, 10-6
11	MISSISSIPPI STATE*	SEC Network+	6 p.m.
12	MISSISSIPPI STATE*	SEC Network+	4 p.m.
13	MISSISSIPPI STATE*	SEC Network+	1 p.m.
15	UAB	SEC Network+	6 p.m.
17	at LSU*	SEC Network+	6:30 p.m.
18	at LSU*	SEC Network+	6 p.m.
19	at LSU*	SEC Network	5 p.m.
19	at Samford	ESPN+	6 p.m.
24	MISSOURI*	SEC Network	7 p.m.
25	MISSOURI*	SEC Network+	6 p.m.
26	MISSOURI*	SEC Network+	1 p.m.

MAY

2	at Vanderbilt*	SEC Network+	6 p.m.
3	at Vanderbilt*	SEC Network+	2 p.m.
4	at Vanderbilt*	SEC Network	3 p.m.
6	at Troy	ESPN+	6 p.m.
9	GEORGIA*	SEC Network+	6 p.m.
10	GEORGIA*	SEC Network+	4 p.m.
11	GEORGIA*	SEC Network	12 p.m.
15	at Florida*	SEC Network+	5:30 p.m.
16	at Florida*	SEC Network+	5:30 p.m.
17	at Florida*	SEC Network+	3 p.m.
20-25	SEC Tournament ⁴	SEC Network/ESPN2	

* Southeastern Conference game
BOLD indicates home game

(1) - 121 Financial Ballpark (Jacksonville, Fla.)

(2) - Regions Field (Birmingham, Ala.)

(3) - Toyota Field (Huntsville, Ala.)

(4) - SEC Baseball Tournament - Hoover Metropolitan Stadium (Hoover, Ala.)

ALABAMA

2025 STATS

.298
8.5
10.0
65
6
58
271
199/249
38-44
295.0
4.55
4.8
7.9
130/305
.977
28
28

MISSISSIPPI ST.

2025 STATS

.298
7.2
9.7
72
4
51
222
149/260
33-38
276.0
3.78
4.3
6.4
108/379
.968
35
14

Season
Average
Runs / Game
Hits / Game
Doubles
Triples
Home Runs
Runs Batted In
Walks / Strikeouts
Stolen Bases
Innings Pitched
ERA
Runs Allowed / Game
Hits Allowed / Game
Walks / Strikeouts
Fielding Percentage
Errors
Double Plays

ALABAMA

2025 STATS

Snell	.393
Bonomolo Jr./Lebron	39
Snell	48
Bonomolo Jr.	11
Hodo	3
Lebron	14
Lebron	56
Bonomolo Jr./Fowler	25
Bonomolo Jr.	12
Snell	.483
Lebron	.737
Adams	35.1
Ozmer	16
Ozmer	1.29
Adams/Quick	4
Ozmer	10
Adams	36

Season
Average
Runs
Hits
Doubles
Triples
Home Runs
Runs Batted In
Walks
Stolen Bases
On-Base %
Slugging %
Innings Pitched
Appearances
ERA (reliever)
Wins
Saves
Strikeouts

MISSISSIPPI ST.

2025 STATS

.360	Sullivan
30	Sullivan
40	Sullivan
9	Hines/Sullivan
1	Four Players
11	Reese
40	Reese
21	Cupp
9	Highfill
.493	Sullivan
.677	Downs
45.2	Kohn
12	Hungate
0.93	Mannell
4	Kohn
2	Three Players
67	Kohn

ABOUT MISSISSIPPI ST.

- Alabama and Mississippi State will meet for the 432nd time in series history when the SEC foes square off on Friday evening at Sewell-Thomas Stadium. The Crimson Tide holds the all-time advantage, 217-210-4, with Alabama also producing a 128-84-2 mark over the Bulldogs in Tuscaloosa.
- The two teams last met from May 3-5, 2024, in Starkville, where the Bulldogs claimed the series, 2-1. Games one and two went in favor of the hosting Bulldogs, as Mississippi State earned a narrow 2-1 win on Friday before a 13-3 victory in seven innings on Saturday. The Tide salvaged the finale with a 10-5 win on Sunday.
- Alabama and Mississippi State last met at Sewell-Thomas Stadium from April 6-8, 2023. The Tide and Bulldogs traded blows all weekend with MSU earning a pair of wins to clinch the series. MSU opened the series with a 12-8 win on Thursday, though UA bounced back for an 11-1, run-rule win on Friday. The Bulldogs eventually claimed the series with an 8-4 win in the Saturday rubber game.
- Chris Lemonis is in his seventh year at the helm of the Mississippi State program and 11th year overall as a Division I head coach. He entered the 2025 season with a career record of 348-207-2, including a 207-116 mark in Starkville. A 1992 graduate of The Citadel, Lemonis is assisted by Kyle Cheesebrough, Jake Gautreau and Justin Parker.
- Mississippi State finished the 2024 season at 40-23 overall, including a 17-13 mark in SEC play, reaching the quarterfinal round of the SEC Tournament. The Bulldogs earned a berth into the NCAA Charlottesville Regional, reaching the regional final round before falling to host Virginia.
- The Bulldogs were selected to finish ninth in the SEC as voted on by the conference's head coaches.

ALABAMA IN THE POLLS

	BA	D1	NCBWA	PG	USA Today
Preseason	--	--	--	--	--
Feb. 17	--	--	--	--	--
Feb. 24	25	-	-	-	20
March 3	20	23	23	23	17
March 10	16	17	20	22	16
March 17	10	12	16	11	12
March 24	10	12	11	14	11
March 31	8	8	8	8	8
April 7	14	12	10	13	10
April 14					
April 21					
April 28					
May 5					
May 12					
May 19					
May 26					
FINAL					

2025 SEC STANDINGS

SCHOOL	SEC	OVERALL
Arkansas	11-1	31-3
Texas	11-1	27-4
LSU	10-2	31-3
Tennessee	9-3	29-4
Georgia	8-4	30-5
Ole Miss	8-4	26-7
ALABAMA	7-5	28-6
Vanderbilt	7-5	25-8
Auburn	6-6	23-10
Kentucky	5-7	18-12
Oklahoma	5-7	22-9
Mississippi State	3-9	20-13
Texas A&M	3-9	17-15
South Carolina	2-10	20-14
Florida	1-11	21-14
Missouri	0-12	12-20

CRIMSON TIDE ON THE RADIO

ARAB	WAFN-HD2 92.7-2
BIRMINGHAM	WENN-FM 100.1
	WENN-AM 1320
	WBHJ-HD2 95.7-2
BREWTON	WKNU-FM 106.3
DECATUR	WAFN-AM 1310
FLORENCE	WYKT-FM 93.9
GADSDEN	WAAX-FM 101.9
	WAAX-AM 570
HATTIESBURG (Miss.)	WFOR-FM 92.7
	WFOR-AM 1400
HUNTSVILLE	WZZN-FM 97.7
JASPER	WJLX-FM 101.5
	WJLX-AM 1240
LINDEN/DEMOPOLIS	WINL-FM 98.5
MONROEVILLE	WMFC-FM 99.3
MONTGOMERY	WLWI-FM 106.3
	WLWI-AM 1440
PENSACOLA (Fla.)	WLWI-FM 106.3
	WPNN-AM 790
PRICEVILLE	WAFN-FM 104.9
SELMA	WDXX-FM 100.1
SYLACAUGA	WFEB-FM 100.9
	WFEB-AM 1340
TALLASSEE	WTLS-FM 94.7
	WTLS-FM 106.9
	WTLS-AM 1300
TUSCALOOSA	WTUG-FM 100.9
	WTUG-HD2 92.9-2
VERNON	WJEC-FM 106.5

QUICK FACTS

UNIVERSITY

Location	Tuscaloosa, Ala.
Founded	April 12, 1831
Enrollment	38,320
Conference	Southeastern
Colors	Crimson and White
Nickname	Crimson Tide
President	Dr. Stuart Bell
Director of Athletics	Greg Byrne

FACULTY ATHLETICS

Representative	Dr. James King
Sport Administrator	Jessica Paré
Venue (Capacity)	Sewell-Thomas Stadium (5,867+)

COACHING STAFF

Head Coach	Rob Vaughn
Alma Mater	Kansas State, 2009
Record at Alabama33-24 (Second Season)
Overall Record216-141 (Eighth Season)
Assoc. Head Coach	Jason Jackson (Eighth Season)
Assistant Coach	Mike Morrison (Second Season)
Assistant Coach	Anthony Papio (Second Season)
Director of Operations	Jenny Sanders
Strength and Conditioning	Brett Price
Athletic Trainer	Sean Stryker

TEAM INFORMATION

2024 Record33-24
2024 SEC Record/Finish	13-17/5 th West/7 th Overall
2024 H/A/N Record22-8/8-12/3-4
Letterwinners Returning	16
Starting Position Players Returning	3
Pitchers Returning	9

PROGRAM HISTORY

All-Time Record	2,825-1,761-25 (.615)
SEC Record	1,025-913-5 (.529)
SEC Tournament Record	55-50 (.524)
SEC Championships	14
SEC Divisional Championships	11
NCAA Tournament Appearances	27
CWS Appearances	5

ATHLETICS COMMUNICATIONS

Baseball Contact	Nick Cicere
Office	(205) 348-6084
Cell	(719)-330-1001
E-mail	ncicere@ia.ua.edu
Fax	(205) 348-8841
Website	www.RollTide.com
Mailing Address	1201 Coliseum Drive Room 170 Tuscaloosa, AL 35487

HOW TO FOLLOW ALABAMA BASEBALL

Get all the latest information on the team by following @AlabamaBSB on X/Twitter and Instagram and on Facebook at Alabama Baseball. General athletic news can be found at UA_Athletics on X/Twitter and Instagram and AlabamaAthletics on Facebook.

PROMOTIONS AT THE JOE: MISSISSIPPI STATE

- Alabama's series against Mississippi State will feature a variety of promotions throughout the weekend.
- Friday's contest is themed as "Crimson Chaos Night", with students receiving a Captain T-Shirt, while Sunday has been labeled "Augusta Sunday" at The Joe. Fans can look forward to an Augusta Sunday Rally Towel giveaway to celebrate the final round of The Masters that afternoon.

MIDWEEK RECAP

- Trailing by two runs entering its half of the sixth, Alabama baseball exploded for six runs, aided by **Brady Neal's** three-run double and **Richie Bonomolo Jr.'s** two-run home run, as the Crimson Tide pulled through for a 10-6 win over No. 23 Southern Miss at Sewell-Thomas Stadium on April 8.
- The victory improved Alabama 10-0 in midweek contests this season.
- Bonomolo Jr.** continued his torrid pace as the Tide's leadoff man, finishing 2-for-4 with the two-run home run and a walk.
- Neal's** lone hit was his go-ahead three-run double, closing 1-for-4.
- Justin Lebron** led all Alabama players with three hits in five at-bats, including a double.
- In his first collegiate start, **Peyton Steele** managed a 2-for-4 evening, connecting on his first Alabama home run in the eighth.
- Will Hodo** was a 1-for-1 with a triple and four walks, while **Garrett Staton** started the scoring for the Tide with a two-run homer in the fourth.
- Kade Snell** collected an RBI single and walk as part of his 1-for-4 effort, with **Bryce Fowler** earning an RBI with a bases-loaded hit-by-pitch.
- Aeden Finateri** made his fourth start of the spring and was responsible for four runs on three hits with a strikeout over his 2.1 innings.
- Austin Morris** provided 2.1 scoreless innings out of the bullpen as the next man out, scattering three hits and a walk to go with a punchout.
- Matthew Heiberger** (3-1) earned the win, striking out three across 1.1 perfect innings.
- Carson Ozmer** entered the game in the eighth, covering the final five outs to pick up his 10th save of the season.

PILING ON AT THE PLATE

- Alabama has accumulated 339 hits (9.9 hits per game) in 34 games, tied for the 41st-most hits in the country and the fifth-most in the SEC.
- Entering the weekend, the Tide owns a .298 team average (339/1,139), the eighth-leading average in the SEC.
- The consistent effort at the plate has translated into plenty of scoring for the Tide, with Alabama averaging 8.5 runs per game in 2025.
- The Tide's 289 runs in 34 games is the 19th-highest run total in Division I and the sixth-best mark in the SEC.
- UA has produced 10-plus runs in 14 of its 34 games thus far in 2025, not including two contests in which the Tide tallied nine runs.

GETTING ON BASE

- Alabama's ability to reach base has played a large role in its offensive success.
- The Tide has managed a .424 on-base percentage (339 H + 199 BB + 59 HBP + 11 SF + 7 SH/1,139 AB) heading into the weekend.
- Alabama's .424 on-base percentage ranks 32nd among all Division I programs and is the sixth-best figure among SEC teams.
- The Tide's 199 walks are the 13th-most in the nation and are the fourth-most in the SEC.
- Alabama has already been plunked 59 times in 34 games, ranking 43rd in Division I and the fifth-most among SEC programs.
- Seven Crimson Tide hitters were plunked by a pitch on Feb. 25 against Jacksonville State, tying the program single-game record (March 18, 2014, vs. Alcorn State and March 1, 2003, vs. Rhode Island).

DIGGING THE LONG BALL

- Alabama has displayed prodigious power thus far in 2025, posting a .518 slugging percentage (590 TB/1,139 AB) in 34 games.
- The Tide's slugging percentage ranks 29th in Division I and is the seventh-best figure in the SEC.
- Alabama has already powered 58 home runs entering the weekend, the 13th-most homers in Division I and the fifth-most in the SEC.
- Of its 58 home runs, the Tide has produced six grand slams so far this spring (10.3 percent).

MIDWEEK MASTERS

- The Tide is 10-0 to begin its midweek non-conference slate, including wins over No. 23 Southern Miss on April 8 and then-No. 19 Troy on March 5.
- Alabama has outscored its midweek opponents by a margin of 98-42 in those 10 games.

TURNING TWO

- Alabama has excelled at producing double plays through its first 34 games.
- The Tide's 28 double plays turned is tied for the eighth-most in Division I and the second-most in the SEC.

LEBRON NAMED TO GOLDEN SPIKES MIDSEASON WATCH LIST

- Alabama shortstop Justin Lebron was selected to the 2025 Golden Spikes Award Midseason Watch List, USA Baseball announced on April 3.
- Lebron was one of 45 amateur players on the midseason watch list for the Golden Spikes, an award which is given annually to the top player from college and high school baseball.
- Following the semifinalist announcement on May 18, baseball fans can vote for their favorite players on GoldenSpikesAward.com to help determine the finalists and winner.
- The 2025 Golden Spikes Award winner will be announced in late June in conjunction with the end of the amateur baseball season.
- Dave Magadan is Alabama's lone winner of the Golden Spikes Award, taking home the hardware following his record-setting 1983 season.

THERE GOES THAT MAN

- Alabama shortstop Justin Lebron has carried the momentum from his breakout freshman season into his second year in Tuscaloosa.
- Prior to the weekend, Lebron leads Alabama in slugging percentage (.737), home runs (14), RBI (56), total bases (101) and shares the team lead in runs scored (39).
- Lebron is second among all Division I players with 56 RBI, surpassing his 57-game total of 37 RBI a season ago. His 56 RBI leads all SEC players.
- Entering Friday, Lebron's 14 home runs are tied for the third-most among all Division I players and third-most in the SEC.
- The Florida native's slugging prowess has resulted in 101 total bases, tied for eighth-most in the country and lead all SEC players.
- The sophomore has already produced 14 multi-RBI games, including five games recording five-plus RBI.
- Below is a look at where Lebron ranks offensively in the SEC as well as all of Division I:

Justin Lebron's Offensive Statistics

Category	Total	SEC	Nationally
Runs Batted In	56	1st	2nd
Total Bases	101	1st	T8th
Home Runs	14	T3rd	T3rd
Slugging Percentage	.737	6th	46th
Runs Scored	39	11th	T61st

ALCOCK NAMED CO-SEC PITCHER OF THE WEEK - MARCH 17

- Right-hander Bobby Alcock was named the Southeastern Conference Co-Pitcher of the Week, the league office announced March 17. The distinction was the first weekly honor of Alcock's career and the second for the Crimson Tide this season.
- Alcock helped Alabama shut out Texas A&M and secure the road series sweep of the then-No. 19 Aggies
- He struck out a career-high eight batters while allowing just four hits and two walks over 7.0 scoreless frames
- The Massachusetts native managed at least one strikeout in five of his seven innings, highlighted by four consecutive punchouts between the third and fourth innings.
- Alcock's 7.0 innings pitched represents the longest outing by a Crimson Tide starter this season.

CAPTAIN KADE

- Redshirt senior Kade Snell has produced as consistently as any player in the Tide lineup so far this spring.
- Entering the weekend, Snell leads Alabama in batting average (.393), hits (48) and on-base percentage (.483), having reached base in 31 of his 33 games this season.
- Named the Tide captain prior to the start of the spring, Snell has recorded multiple hits in 16 of his 33 games, leading all Tide players.
- Snell has proven to be one of the more difficult outs in the country, striking out in just 5.4 percent of his plate appearances (8 K / 147 PA), ranking 18th in the nation and the lowest mark among all hitters in the conference.

BIG DO

- Tide first baseman Will Hodo has contributed in a variety of ways to Alabama's offensive attack.
- Through 34 games, the Mississippi native leads the Tide in triples (3) and hit-by-pitch (12), and ranks second in the Alabama lineup in home runs (8), total bases (73) and slugging percentage (.598).
- Hodo has provided clutch moments for the Tide in his senior season, including a go-ahead grand slam at then-No. 19 Texas A&M on March 15 as well as a walkoff, three-run homer against Ohio State on Feb. 23.
- Along with Bryce Fowler, Hodo is one of two UA players to have slugged two grand slams this season.

HODO NAMED SEC CO-PLAYER OF THE WEEK - FEB. 24

- Will Hodo was selected as the Southeastern Conference Co-Player of the Week, the league office announced Feb. 24. The distinction was the first weekly honor of Hodo's career and was the first for Alabama this season.
- Hodo helped Alabama to a perfect 5-0 mark during the week, highlighted by a 4-0 win over then-No. 12 NC State.
- He managed a .389 (7-18) average in his five starts, including two doubles, two home runs, six RBI, 10 runs scored, three walks and three hit-by-pitch.
- The first baseman reached base safely in all five starts, playing a key role in the Tide scoring 10-plus runs in three of its five contests.
- Hodo punctuated his week with a walkoff, three-run home run in Alabama's 12-10 win over Ohio State as UA rallied from a 10-0 deficit in the win, marking the largest comeback victory in program history.

HOW BIG IS THE JOE?

320' to left field
360' to the alleys
390' to center field
320' to right field

SEWELL-THOMAS SELLOUT TRACKER

(NO) DATE	ATTENDANCE	OPPONENT
1. February 19, 2016*	5,867	Maryland
2. February 20, 2016	6,449	Maryland
3. March 25, 2016	5,867	Tennessee
4. April 15, 2016	5,950	Ole Miss
5. April 16, 2016	6,385	Ole Miss
6. April 17, 2016	6,354	Ole Miss
7. April 30, 2016	6,644	Mississippi State (DH)
8. May 7, 2016	6,324	Auburn
9. May 8, 2016	5,991	Auburn
10. March 3, 2017	5,867	ULM
11. April 29, 2017	4,918	LSU
12. April 20, 2018*	5,593	Auburn
13. April 21, 2018	6,051	Auburn (DH)
14. May 5, 2018	4,631	Mississippi State
15. May 6, 2018	4,637	Mississippi State
16. February 20, 2021^	1,764	McNeese
17. February 21, 2021^	1,764	McNeese
18. February 27, 2021^	1,764	Wright State (DH)
19. March 9, 2021^	1,764	South Alabama
20. March 10, 2021^	1,764	Jacksonville State
21. March 12, 2021^	1,764	Stetson
21. March 13, 2021^	1,764	Stetson
22. March 14, 2021^	1,764	Stetson
23. March 23, 2021^	1,764	Southern Miss
24. March 26, 2021^	1,764	Ole Miss (DH)
25. March 27, 2021^	1,764	Ole Miss
26. April 2, 2021^	1,764	Tennessee
27. April 3, 2021^	1,764	Tennessee
28. April 4, 2021^	1,764	Tennessee
29. April 7, 2021^	1,764	ULM
30. April 13, 2021^	1,764	Samford
31. April 16, 2021^	2,630	Auburn
32. April 17, 2021^	2,630	Auburn
33. May 21, 2021^	2,630	Mississippi State
34. May 22, 2021^	2,630	Mississippi State
35. April 14, 2023	5,800	Auburn
36. April 15, 2023	5,800	Auburn
37. April 16, 2023	5,800	Auburn
38. May 6, 2023	5,800	Vanderbilt
39. June 2, 2023	5,800	vs. Nicholls
40. June 3, 2023	5,800	vs. Troy
41. June 4, 2023	5,800	vs. Boston College
42. April 13, 2024	5,800	Arkansas
43. May 10, 2024	5,800	LSU
44. May 11, 2024	5,800	LSU
45. March 21, 2025	5,800	Tennessee
46. March 22, 2025	5,800	Tennessee

* - postgame fireworks show | ^ - limited capacity due to social distancing

HEY, HEY, RBJ

- In his first season at the Capstone, Richie Bonomolo Jr. has proven to be a dynamic offensive threat.
- Bonomolo Jr. has produced a .330 batting average (38-for-115) with 11 doubles, one triple, four home runs, 25 RBI and 12 stolen bases in 13 tries in his 34 starts.
- An on-base machine, the New York native has reached base in 32 of 34 games so far this season.
- Bonomolo Jr. leads the Tide with 11 doubles and 12 steals, while his 25 walks match the team lead.
- Since being placed in the leadoff spot on March 29, Richie Bonomolo Jr. is 10-for-28 (.357) with three doubles, one triple, three home runs, eight RBI, three walks and one hit-by-pitch.

BACK IN ACTION

- After missing 21 games due to injury, Garrett Staton has returned as an immediate contributor for the Tide.
- The redshirt senior has made eight starts over the past nine games, posting a .240 average (6-for-25) with two doubles, two home runs, 11 RBI, five walks and two hit-by-pitch.
- Staton has driven in at least one run in six of his eight starts since regaining entry to the Alabama lineup while recording one hit in six of the eight contests.
- The Samford transfer enters Friday having homered in consecutive games, providing five RBI over the past two games.

OZ THE GREAT AND POWERFUL

- Alabama graduate transfer Carson Ozmer has helped solidify the Tide bullpen in his first season in Tuscaloosa.
- Ozmer has totaled 21.0 innings in a team-high 16 appearances, notching 25 strikeouts.
- The graduate student has been difficult to square up, with opponents hitting only .155 (11-for-71) against the right-hander.
- The Penn transfer's 1.29 earned run average (3 ER/21.0 IP) is tops among the Tide's qualified relievers, while his 25 strikeouts are fourth-most on the team.
- Ozmer has converted the save in each of Alabama's last four wins, having not allowed a run with just two hits over his last 4.2 innings pitched.
- Named the Alabama closer entering the new season, Ozmer has already notched 10 saves in his 16 games, tied for the 10th-most saves in a single season in program history, matching David Robertson (2006) and Greg Hibbard (1986)
- The Texas native is one just two Division I pitchers to have recorded 10 saves thus far, the second-most in the country while owning the SEC lead.

FOWLER ON FIRE

- Since being moved down in the lineup, Bryce Fowler has seen his production at the plate begin to heat back up.
- Over the past seven games, Fowler owns a team-best .455 average (10-for-22) with three doubles, four RBI, two walks, three hit-by-pitch, five runs scored and one stolen base in as many tries in his seven starts.
- Fowler has reached in each of the past nine games, recording at least one hit in six of the last nine contests.
- The Mississippi native's 10 hits are tied for the team lead in that stretch, while his .591 slugging percentage is second-best over the last seven games.

THE BACKSTOP PLATOON

- The Crimson Tide has relied upon an effective one-two punch at catcher with Brady Neal and Will Plattner.
- Neal and Plattner have combined to post a .256 batting average (32-for-125) with 11 doubles, one home run, 46 total bases, 25 walks and three hit-by-pitch.
- The duo has also collectively managed a .512 on-base percentage (32 H + 25 BB + 3 HBP + 2 SF + 2 SH/125 AB) in 34 games.
- The catcher combo has been stingy on the basepaths, throwing out 40.9 percent (9-of-22) attempted base-stealers this season.

2025 EDITION OF THE CRIMSON TIDE

- Alabama entered 2025 with a myriad of new players. The Crimson Tide welcomed back 14 letterwinners, including three positional starters and nine total pitchers, from Coach Vaughn's debut season.
- The 2025 roster's returning positional starters are made up of Justin Lebron, Will Hodo and Kade Snell. Lebron, a First Team All-SEC selection last season, became an immediate sensation in Tuscaloosa following a breakout freshman year, starting all 57 games a season ago. Hodo led Alabama with 34 walks in 2024, with Snell managing a .324 average at the plate while logging important innings on the mound last spring.
- On the pitching side, the Tide returned nine pitchers, highlighted by preseason All-SEC selection Zane Adams and a now-healthy Riley Quick.
- The 2025 Tide welcomed 22 newcomers, including 10 freshmen and 12 transfers from the collegiate and JUCO ranks.

2025 HOME RUN TRACKER [58 HRs]

PLAYER (NO.)	INN	COUNT	RBI	LOC	OPP. (DATE)
Norton (1)	4	1-0	1	LF	Bradley (2/14)
Staton (1)	4	3-2	4	LF	Bradley (2/15)
Mizell (1)	4	1-2	1	RCF	Bradley (2/15)
Mizell (2)	2	2-2	1	LF	Bradley (2/16)
Lebron (1)	4	1-2	2	LCF	Bradley (2/16)
Torres (1)	6	1-1	1	CF	Bradley (2/16)
Hodo (1)	4	1-1	1	RCF	MTSU (2/18)
Lebron (2)	8	2-2	1	LCF	MTSU (2/18)
Fowler (1)	3	0-1	4	CF	Alabama St. (2/19)
Norton (2)	4	3-2	1	LF	vs. NC State (2/22)
Lebron (3)	4	0-0	3	RCF	vs. Ohio State (2/23)
Lebron (4)	7	0-2	3	RCF	vs. Ohio State (2/23)
Hodo (2)	9	2-2	3	RCF	vs. Ohio State (2/23)
Hodo (3)	1	2-2	3	RCF	Jax State (2/25)
Neal (1)	2	0-1	2	RF	Jax State (2/25)
Lebron (5)	2	2-2	3	LF	Jax State (2/25)
Mizell (3)	2	3-2	1	RCF	Jax State (2/25)
Fowler (2)	2	0-1	4	RF	Jax State (2/25)
Lebron (6)	2	0-2	1	LF	Jax State (2/25)
Norton (3)	2	1-1	2	LF	NDSU (2/28)
Snell (1)	2	1-2	1	LF	NDSU (2/28)
Bonomolo Jr. (1)	2	2-2	2	LF	NDSU (2/28)
Torres (2)	8	1-2	2	LF	NDSU (2/28)
Lebron (7)	1	0-0	1	LF	NDSU (3/1)
Norton (4)	2	0-2	1	LF	NDSU (3/1)
Norton (5)	5	1-0	3	LCF	NDSU (3/1)
Torres (3)	7	2-2	2	LF	NDSU (3/1)
Torres (4)	2	0-1	1	LCF	NDSU (3/2)
Lebron (8)	2	3-1	4	LF	NDSU (3/2)
Lebron (9)	3	2-2	2	LCF	Troy (3/5)
Hodo (4)	2	0-0	4	RF	Presbyterian (3/8)
Lebron (10)	3	2-0	3	LF	Presbyterian (3/8)
Lebron (11)	1	0-1	1	LF	Presbyterian (3/9)
Torres (5)	1	1-2	2	RF	Presbyterian (3/9)
Torres (6)	3	2-1	2	RF	Presbyterian (3/9)
Fowler (3)	3	0-0	1	RF	at UAB (3/11)
Torres (7)	9	0-0	1	CF	at UAB (3/11)
Snell (2)	9	1-0	2	RF	at UAB (3/11)
Hodo (5)	2	0-1	2	RCF	at Texas A&M (3/14)
Fowler (4)	5	1-0	2	RF	at Texas A&M (3/14)
Norton (6)	9	1-0	1	LF	at Texas A&M (3/14)
Snell (3)	9	0-0	1	RF	at Texas A&M (3/14)
Lebron (12)	6	2-1	1	RCF	at Texas A&M (3/15)
Hodo (6)	9	1-0	4	RF	at Texas A&M (3/15)
Snell (4)	8	0-1	1	RCF	at Texas A&M (3/16)
Hodo (7)	5	1-1	3	RF	USA (3/18)
Mizell (5)	10	3-0	1	LF	USA (3/18)
Mizell (4)	9	2-0	1	RF	Tennessee (3/21)
Lebron (13)	3	0-2	1	RF	Oklahoma (3/28)
Bonomolo Jr. (2)	3	3-2	1	LCF	Oklahoma (3/29)
Torres (8)	1	0-0	1	RF	Oklahoma (3/30)
Hodo (8)	3	3-1	1	LCF	Oklahoma (3/30)
Bonomolo Jr. (3)	2	1-0	3	LF	Samford (4/1)
Lebron (14)	9	1-0	2	LF	at Auburn (4/5 - GM1)
Staton (2)	2	2-2	3	LF	at Auburn (4/5 - GM2)
Staton (3)	4	2-1	2	LCF	Southern Miss (4/8)
Bonomolo Jr. (4)	6	0-1	2	LF	Southern Miss (4/8)
Steele (1)	8	2-1	1	LF	Southern Miss (4/8)

BY INNING

1st	5
2nd	16
3rd	8
4th	9
5th	3
6th	3
7th	2
8th	4
9th	8
Extras	1

BY COUNT

0-0	7
0-1	8
0-2	4
1-0	8
1-1	4
1-2	5
2-0	2
2-1	4
2-2	9
3-0	1
3-1	2
3-2	4

BY RBI

1	26
2	15
3	11
4	6

ALABAMA HEAD COACH ROB VAUGHN



PREVIOUS COACHING EXPERIENCE

Kansas State	Student Assistant Coach (2010)
	Volunteer Assistant Coach (2011-12)
Maryland	Assistant Coach (2013-17)
	Head Coach (2018-23)

YEAR-BY-YEAR RECORD

MARYLAND (183-117, .610)

Year	Overall	Conf.	Notes
2018	24-30	9-14	First-Year Head Coach
2019	29-29	12-12	
2020	10-5	N/A	
2021	30-18	28-16	NCAA Regional
2022	48-14	18-5	B1G Champs; NCAA Regional
2023	42-21	17-7	B1G Champs; B1G Tour. Champs; NCAA Regional

ALABAMA (61-30, .670)

Year	Overall	Conf.	Notes
2024	33-24	13-17	NCAA Regional
2025	28-6	7-5	

TOTAL: 244-147 (.624) || 104-76 (.581) B1G/SEC

VAUGHN PERSONAL QUICK FACTS

Born:	July 7, 1987
Hometown:	Humble, Texas
Wife:	Kayleigh
Children:	Wyatt, Beau, Annie
Education:	Kansas State, 2009

- Rob Vaughn was hired as Alabama's 33rd head baseball coach on June 12, 2023 and formally introduced on Tuesday, June 13.
- The 2022 ABCA/ATEC East Region Coach of the Year, Vaughn has helped 21 student-athletes earn first, second, third or freshman All-America honors during his collegiate coaching career.
- Vaughn has coached 45 players who have been drafted or signed professional contracts during his time as a collegiate coach, including first-rounders Ben Hess and Matt Shaw along with MLB standouts Brandon Lowe and LaMonte Wade Jr.
- Vaughn oversaw 11 consecutive wins to begin his tenure at the Capstone, the longest winning streak to start an Alabama head coaching career in program history.
- The Crimson Tide finished the season with a 33-24 mark and earned a bid to the NCAA Tournament, marking Vaughn's fourth consecutive postseason appearance.
- Vaughn came to Tuscaloosa in 2023 after spending the previous six seasons as the head coach at Maryland where he led the Terps to a 183-117 mark, including an 84-54 record in Big Ten play.
- A two-time Big Ten Coach of the Year in 2022 and 2023, Vaughn's UMD squads claimed two straight Big Ten titles in '22 and '23 along with earning a Big Ten Tournament crown in 2023.
- Vaughn led UMD to two of the program's 40-win seasons as a head coach (2022, 2023) and helped the Terps advance to three consecutive NCAA Regionals from 2021-23.
- Under his direction, the Terps earned two consecutive Big Ten Player of the Year honors (Shaw - 2023, Chris Alleyne - 2022) and one Big Ten Freshman of the Year (Maxwell Costes - 2019).
- Prior to his time as head coach at Maryland, Vaughn served as an Associate Head Coach (2017) and as an Assistant Coach (2013-16) for the Terps.
- He began his coaching career at his alma mater, Kansas State, where he was a student assistant in 2010 followed by a Volunteer Assistant Coach from 2011-12.
- Vaughn spent two seasons in the Chicago White Sox organization from 2009-10 after at collegiate career at KSU from 2006-09 where he was a catcher for the Wildcats.
- A native of Humble, Texas, Vaughn is married to the former Kayleigh Strickler. The couple has two sons, Wyatt and Beau, and a daughter, Annie.

VAUGHN VS. OPPONENTS (HEAD COACHING CAREER)

OPPONENT	RECORD	OPPONENT	RECORD	OPPONENT	RECORD
ALABAMA STATE	3-0	JACKSONVILLE STATE	2-0	Siena	3-0
Albany	2-1	James Madison	6-2	SOUTH ALABAMA	1-1
Arizona	1-0	Kentucky	0-3	South Carolina	2-2
Arkansas	2-1	Lipscomb	3-0	South Florida	2-1
Army	1-2	LIU	1-0	SOUTHERN MISS	1-1
AUBURN	2-4	Louisiana	1-2	Stetson	4-3
Ball State	1-0	LSU	2-1	TENNESSEE	5-4
Baylor	3-0	Maine	6-0	TEXAS A&M	4-2
Belmont	1-0	Manhattan	3-0	Towson	3-0
BRADLEY	3-0	Michigan	6-10	TROY	3-0
Bryant	5-1	Michigan State	4-4	UAB	2-1
Campbell	3-1	MIDDLE TENNESSEE	2-0	UMBC	4-0
Central Florida	2-2	Minnesota	8-4	Valparaiso	3-0
Charleston Southern	1-0	Ole Miss	3-4	VANDERBILT	0-1
Charlotte	1-1	MISSISSIPPI STATE	1-2	Villanova	1-0
COASTAL CAROLINA	2-4	MISSOURI	0-0	VCU	5-1
College of Charleston	1-0	Navy	1-0	Wake Forest	1-1
Connecticut	1-2	Nebraska	6-5	West Virginia	0-3
Cornell	1-0	Norfolk State	1-0	William & Mary	1-4
Creighton	0-3	NORTH ALABAMA	1-0	BOLD indicates 2025 opponent	
Dallas Baptist	1-3	North Carolina	0-1	CATEGORY	RECORD
Delaware	7-3	NORTH CAROLINA STATE	1-0	Home	133-59
East Carolina	0-8	NORTH DAKOTA STATE	3-0	Road	88-65
Elon	3-0	Northeastern	1-1	Neutral	23-22
FLORIDA	0-0	Northwestern	10-3	Day	160-94
George Mason	3-2	OHIO STATE	12-4	Night	84-53
George Washington	2-0	OKLAHOMA	2-1	vs. Top-25 Teams	27-32
Georgetown	5-1	Penn State	8-4	In February	45-13
GEORGIA	0-3	PRESBYTERIAN	2-1	In March	79-53
Hawai'i	0-1	Purdue	7-4	In April	65-43
Illinois	8-5	Radford	1-0	In May	50-30
Indiana	8-7	Rhode Island	2-1	In June	6-7
Indiana State	1-0	Richmond	0-1		
Iona	1-0	Rutgers	9-4		
Iowa	7-4	SAMFORD	3-0		

2025 ROSTER

PITCHERS

NO.	NAME	POS.	B-T	HT.	WT.	CL.	HOMETOWN (PREVIOUS SCHOOL)
4	Riley Quick	RHP	R-R	6-6	255	R-So.	Trussville, Ala. (Hewitt-Trussville)
6	Beau Bryans	LHP	R-L	6-0	190	Jr.	Madison, Miss. (Jones College/Madison Central)
7	Matthew Heiberger	LHP	L-L	6-3	205	So.	Birmingham, Ala. (Oak Mountain)
8	Tyler Fay	RHP	R-R	6-5	215	R-So.	Doniphan, Neb. (Grand Island Senior)
11	Coulson Buchanan	RHP	R-R	5-10	200	Sr.	Sugar Hill, Ga. (Wofford/North Gwinnett)
12	JT Blackwood	RHP	R-R	6-2	210	Jr.	Cullman, Ala. (Wallace State C.C./Hartselle)
14	Carson Ozmer	RHP	R-R	6-2	205	Gr.	Lantana, Texas (Penn/John H. Guyer)
19	Aeden Finateri	RHP	R-R	6-0	222	Sr.	Watertown, Conn. (Georgia Tech/Avon Old Farms)
20	Zane Adams	LHP	L-L	6-4	195	So.	Porter, Texas (Porter)
22	Braylon Myers	RHP	L-R	6-2	205	Sr.	Bessemer, Ala. (Oak Grove)
23	Aidan Moza	RHP	L-R	6-1	190	Sr.	Dallas, Ga. (UAB/North Cobb Christian)
24	Tate Robertson	LHP	L-L	6-0	170	R-Jr.	Tuscaloosa, Ala. (Shelton State C.C./Northridge)
30	Anthony Pesci	RHP	L-R	6-4	195	Fr.	Commerce Township, Mich. (Orchard Lake Saint Mary's Prep)
33	Ariston Veasey	RHP/UTL	R-R	6-1	175	So.	Tyrone, Ga. (Starr's Mill)
36	Hagan Banks	RHP	R-R	6-4	210	R-Jr.	Plainville, Ga. (Calhoun)
38	Zach Kittrell	RHP	R-R	6-0	175	Jr.	Saraland, Ala. (Pensacola State College/Bayside Academy)
41	Connor Ball	LHP	L-L	6-0	165	R-Jr.	Sterrett, Ala. (Chelsea)
43	Jack Ketchum	RHP	R-R	6-3	210	Fr.	West Point, Miss. (Heritage Academy)
44	Packy Bradley-Cooney	RHP	R-R	6-2	210	Sr.	Woburn, Mass. (Campbell/CCBC Essex/Arlington Catholic)
48	Bobby Alcock	RHP	R-R	6-5	245	R-Sr.	Lynn, Mass. (Gardner-Webb/The Winchendon School)
50	Connor Lehman	LHP	L-L	6-2	200	Fr.	Indian Mound, Tenn. (Stewart County)
52	Ashton Alston	RHP	R-R	6-6	205	Fr.	Gallatin, Tenn. (Christian Community Schools)
99	Austin Morris	RHP	R-R	6-4	210	R-So.	Warrior, Ala. (Mortimer Jordan)

CATCHERS

NO.	NAME	POS.	B-T	HT.	WT.	CL.	HOMETOWN (PREVIOUS SCHOOL)
10	Brady Neal	C	L-R	5-10	193	Jr.	Tallahassee, Fla. (LSU/IMG Academy)
17	Will Plattner	C/OF	R-R	6-1	215	R-So.	Springfield, Ill. (Ole Miss/Glenwood)

INFIELDERS

NO.	NAME	POS.	B-T	HT.	WT.	CL.	HOMETOWN (PREVIOUS SCHOOL)
1	Justin Lebron	INF	R-R	6-2	175	So.	Miramar, Fla. (Archbishop Edward McCarthy)
18	Will Hodo	INF/OF	L-R	6-3	230	Sr.	Waynesboro, Miss. (Wayne Academy)
21	Brennen Norton	INF	R-R	5-9	185	Sr.	Cullman, Ala. (Jacksonville State/Cullman)
27	Garrett Staton	INF	R-R	6-0	195	R-Sr.	Gainesville, Ga. (Samford/North Forsyth)
31	Jon Young Jr.	INF	L-R	6-1	190	Fr.	Cherry Hill, N.J. (Cherry Hill West)
32	Jason Torres	INF	R-R	6-1	240	Jr.	Hialeah, Fla. (Miami/Miami Springs)
37	Andre Modugno	INF/RHP	R-R	6-5	215	Fr.	Upper Saddle River, N.J. (IMG Academy)
40	Sean Griggs	INF	L-R	6-2	190	Fr.	Wall, N.J. (Red Bank Catholic)
47	JoJo Williamson	INF	L-R	5-8	170	Fr.	Hartselle, Ala. (Hartselle)

OUTFIELDERS

NO.	NAME	POS.	B-T	HT.	WT.	CL.	HOMETOWN (PREVIOUS SCHOOL)
3	Kade Snell	OF	L-L	6-1	220	R-Sr.	Dothan, Ala. (Wallace State C.C./Auburn/Wicksburg)
5	Richie Bonomolo Jr.	OF	R-R	5-11	190	Jr.	Bronx, N.Y. (Wabash Valley College/Cardinal Hayes)
9	Bryce Fowler	OF	L-L	6-2	190	R-Jr.	Madison, Miss. (Pearl River C.C./Southern Miss/Germantown)
15	Coleman Mizell	OF	L-L	6-3	230	So.	Hartselle, Ala. (Hartselle)
26	Peyton Steele	OF	R-R	6-1	185	Fr.	Decatur, Ala. (Hartselle)
42	Ahmaad Duff	OF	R-R	5-7	155	Fr.	Indianapolis, Ind. (Lawrence Central)

COACHES AND STAFF

2	Rob Vaughn	Head Coach/Second Year
34	Jason Jackson	Associate Head Coach/Eighth Year
25	Mike Morrison	Assistant Coach/Recruiting Coordinator/Second Year
0	Anthony Papio	Assistant Coach/Second Year
	Mikey White	Coordinator of Player Development/Second Year
	Garrett Wood	Recruiting Operations Assistant/Second Year
	Jenny Sanders	Director of Operations/Fourth Year
	Madeline Ingram	Assistant Director of Operations/First Year
	Brett Price	Strength & Conditioning/Seventh Year
	Sean Stryker	Athletic Trainer/Eighth Year
	Stephanie Godfrey	Academics/Fourth Year
	Junior Walden	Equipment/17th Year
	Jessica Paré	Baseball Administrator
	Dr. Jeff Laubenthal	Team Physician
	Parker Cameron, Tanner Holloway, Zach Phillips, Tait Picot, Billy Underwood, Michael Winn	Student Managers

NUMERICAL

0	Anthony Papio, ASSISTANT COACH
1	Justin Lebron, INF
2	Rob Vaughn, HEAD COACH
3	Kade Snell, OF
4	Riley Quick, RHP
5	Richie Bonomolo Jr., OF
6	Beau Bryans, LHP
7	Matthew Heiberger, LHP
8	Tyler Fay, RHP
9	Bryce Fowler, OF
10	Brady Neal, C
11	Coulson Buchanan, RHP
12	JT Blackwood, RHP
14	Carson Ozmer, RHP
15	Coleman Mizell, OF
17	Will Plattner, C/OF
18	Will Hodo, INF/OF
19	Aeden Finateri, RHP
20	Zane Adams, LHP
21	Brennen Norton, INF
22	Braylon Myers, RHP
23	Aidan Moza, RHP
24	Tate Robertson, LHP
25	Mike Morrison, ASSISTANT COACH
26	Peyton Steele, OF
27	Garrett Staton, INF
30	Anthony Pesci, RHP
31	Jon Young Jr., INF
32	Jason Torres, INF
33	Ariston Veasey, RHP/UTL
34	Jason Jackson, ASSOCIATE HEAD COACH
36	Hagan Banks, RHP
37	Andre Modugno, INF/RHP
38	Zach Kittrell, RHP
40	Sean Griggs, INF
41	Connor Ball, LHP
42	Ahmaad Duff, OF
43	Jack Ketchum, RHP
44	Packy Bradley-Cooney, RHP
47	JoJo Williamson, INF
48	Bobby Alcock, RHP
50	Connor Lehman, LHP
52	Ashton Alston, RHP
99	Austin Morris, RHP

PRONUNCIATION GUIDE

Aidan MOZA	MOW-zuh
Aeden FINATERI	Fin-Uh-Terry
Andre MODUGNO	Muh-DUNE-Yo
Ariston VEASEY	vee-ZEE
Anthony PAPIO	pap-E-oh
Anthony PESCI	PAY-See
Connor LEHMAN	LEE-min
Garrett STATON	STAY-tin
Richie BONOMOLO Jr.	Bon-uh-Mow-Low
Zach KITTRELL	KITCH-rl

STATE/COUNTRY BREAKDOWN

Alabama	13
Georgia	5
Mississippi	4
Florida	3
New Jersey	3
Massachusetts	2
Tennessee	2
Texas	2
Connecticut	1
Indiana	1
Illinois	1
Michigan	1
Nebraska	1
New York	1

PITCHING GAME-BY-GAME AND CAREER STATS

#4 RILEY QUICK, RHP - R-SO.

SEASON-HIGH IP: 5.0 at Texas A&M (3/15)
CAREER-HIGH IP: 5.0 at Texas A&M (3/15/25)
SEASON-HIGH K: 6 at Texas A&M (3/15)
CAREER-HIGH K: 6 at Texas A&M (3/15/25)

- The Saturday starter for the Crimson Tide thus far in 2025
- Ranked No. 46 among the Top 150 Starting Pitchers by D1Baseball.com following the outlet's week six update
- Allowed just two earned runs over 4.0 innings in the Tide's 6-5 win at then-No. 16 Auburn on April 5.
- Limited by injury in a shortened start against top-ranked Tennessee on March 20
- Managed a career-high six strikeouts against then-No. 19 Texas A&M in College Station, limiting the Aggies to just one hit over 5.0 scoreless frames to earn the win
- Limited the Blue Hose to just two hits and one run over 4.1 innings against Presbyterian on March 8 in a winning effort
- Notched five strikeouts while allowing just two runs in his victory over the Bison on March 1
- Overwhelmed then-No. 12 NC State over 4.0 shutout innings in Jacksonville on Feb. 21, giving up just one hit to go with four strikeouts and only one walk, picking up the victory
- Earned the win while striking out four in his first start back from injury against Bradley on February 15
- Made his first career start on Feb. 17 against the Jaspers, picking up the win thanks to 3.0 scoreless, hitless frames with one walk and five strikeouts
- Underwent season-ending elbow surgery following his start against Manhattan
- Went 1-1 with two saves and a 3.68 ERA (9 ER/22.0 IP) across 16 appearances in 2023
- Added 26 strikeouts with a .244 average against in his rookie campaign
- Tossed 3.2 scoreless innings against Auburn on April 16 for his first career win, allowing two hits and a pair of walks to go with two strikeouts
- Picked up his first career save with 1.0 scoreless frame that included a strikeout against High Point on Feb. 26
- Made his Alabama debut on Feb. 18 against Richmond, allowing one run on two hits and a walk with two strikeouts
- Attended Hewitt-Trussville High School in Trussville
- A two-sport athlete who also participated in football for the Huskies
- Was rated as a four-star recruit and one of the top offensive line prospects in the country on the gridiron

2025 SEASON TOTALS												
OPPONENT	ERA	W-L-S	G/GS	IP	H	R	ER	BB	SO	HR	NP	
(2/15) Bradley	0.00	1-0-0	1/1	3.0	2	0	0	0	4	0	50	
(2/21) vs. NC State	0.00	1-0-0	1/1	4.0	1	0	0	1	4	0	43	
(3/1) NDSU	1.64	1-0-0	1/1	4.0	5	2	2	1	5	1	62	
(3/8) Presbyterian	1.76	1-0-0	1/1	4.1	2	1	1	2	1	1	69	
(3/15) at Texas A&M	1.33	0-0-0	1/1	5.0	1	0	0	2	6	0	86	
(3/20) Tennessee	3.22	0-1-0	1/1	2.0	6	5	5	3	3	0	59	
(4/5) at Auburn-1	3.42	0-0-0	1/1	4.0	3	2	2	4	1	0	81	
TOTALS	3.42	4-1-0	7/7	26.1	20	10	10	13	24	2	--	

2024 SEASON TOTALS												
OPPONENT	ERA	W-L-S	G/GS	IP	H	R	ER	BB	SO	HR	NP	
(2/17) Manhattan	0.00	1-0-0	1/1	3.0	0	0	0	1	5	0	42	
TOTALS	0.00	1-0-0	1/1	3.0	0	0	0	1	5	0	--	

2023 SEASON TOTALS												
OPPONENT	ERA	W-L-S	G/GS	IP	H	R	ER	BB	SO	HR	NP	
(2/18) Richmond	9.00	0-0-0	1/0	1.0	2	1	1	1	2	0	28	
(2/22) UT Martin	4.50	0-0-0	1/0	1.0	0	0	0	1	2	0	23	
(2/26) High Point	3.00	0-0-1	1/0	1.0	1	0	0	0	1	0	15	
(3/5) UIIC	2.25	0-0-0	1/0	1.0	1	0	0	2	1	0	25	
(3/11) Columbia-1	2.57	0-0-0	1/0	3.0	3	1	1	3	5	0	61	
(3/17) at Florida-1	4.00	0-1-0	1/0	2.0	4	2	2	1	1	1	33	
(3/24) Kentucky	3.72	0-0-0	1/0	0.2	0	0	0	0	2	0	11	
(3/28) vs. MTSU	3.38	0-0-0	1/0	1.0	0	0	0	0	1	0	8	
(4/1) at Arkansas	4.76	0-0-0	1/0	0.2	2	2	2	2	1	0	21	
(4/7) Miss. State	4.63	0-0-0	1/0	0.1	0	0	0	2	1	0	17	
(4/11) Southern Miss	4.26	0-0-0	1/0	1.0	0	0	0	1	2	0	17	
(4/16) Auburn	3.31	1-0-0	1/0	3.2	2	0	0	2	2	0	55	
(4/22) at Missouri	2.89	0-0-1	1/0	2.1	2	0	0	1	2	0	48	
(4/29) at LSU	3.60	0-0-0	1/0	1.1	1	3	2	1	0	0	29	
(5/25) vs. Auburn	3.80	0-0-0	1/0	1.1	2	1	1	3	3	0	45	
(6/11) vs. Wake Forest	3.68	0-0-0	1/0	0.2	1	0	0	1	0	0	17	
TOTALS	3.68	1-1-2	16/0	22.0	21	10	9	21	26	1	--	

CAREER TOTALS												
YEAR	ERA	W-L	APP/GS	SV	IP	H	R	ER	BB	SO	B/AVG	
2023	3.68	1-1	16/0	2	22.0	21	10	9	21	26	.244	
2024	0.00	1-0	1/1	0	3.0	0	0	0	1	5	.000	
2025	3.42	4-1	7/7	0	26.1	20	10	10	13	24	.222	
TOTALS	3.33	6-2	23/8	2	51.1	41	20	19	35	55	.223	
TOTALS (as SP)	3.07	5-1	8	--	29.1	20	10	10	14	29	---	

SEC CAREER TOTALS												
YEAR	ERA	W-L	APP/GS	SV	IP	H	R	ER	BB	SO	B/AVG	
2023	4.91	1-1	7/0	1	11.0	11	7	6	9	9	.256	
2024	--	--	--	--	--	--	--	--	--	--	--	
2025	5.73	0-1	3/3	0	11.0	10	7	7	9	10	.250	
TOTALS	5.32	1-2	10/3	0	22.0	21	14	13	18	19	.253	
TOTALS (as SP)	5.73	0-1	3	--	11.0	10	7	7	9	10	---	

#6 BEAU BRYANS, LHP - JR.

SEASON-HIGH IP: 1.1 vs. South Alabama (3/18)
CAREER-HIGH IP (at Alabama): 1.1 vs. South Alabama (3/18/25)
SEASON-HIGH K: 2, 4x, last vs. South Alabama (3/8)
CAREER-HIGH K (at Alabama): 2, 4x, last vs. South Alabama (3/18/25)

- A situational reliever for the Tide
- Managed at least two strikeouts in four of his eight appearances
- Produced scoreless outings in six of his eight games
- Earned his first Alabama win after picking up the final out of the eighth in the Tide's 6-3 win over UAB on March 11
- Spent two years at Jones College in Mississippi where he was a two-way athlete for the Bobcats
- Started a combined 86 games during his time in Ellisville, including 15 starts on the mound
- Appeared in 28 games on the bump, posting a career 3.67 ERA (34 ER/83.1 IP) with 133 strikeouts to 62 walks
- Made 15 starts in 2024, tossing 70.2 innings and accumulating a career-high 110 strikeouts while surrendering just 27 runs
- Twice earned All-MACCC honors

2025 SEASON TOTALS												
OPPONENT	ERA	W-L-S	G/GS	IP	H	R	ER	BB	SO	HR	NP	
(2/16) Bradley	0.00	0-0-0	1/0	1.0	2	1	0	0	2	0	27	
(2/19) Alabama State	0.00	0-0-0	1/0	1.0	1	0	0	2	2	0	29	
(2/23) vs. Ohio State	20.25	0-0-0	1/0	0.1	2	3	3	1	1	0	20	
(3/1) NDSU	10.12	0-0-0	1/0	0.1	2	1	0	0	1	0	12	
(3/8) Presbyterian	7.36	0-0-0	1/0	1.0	0	0	0	0	2	0	16	
(3/11) at UAB	6.75	1-0-0	1/0	0.1	0	0	0	1	0	0	8	
(3/18) So. Alabama	5.06	0-0-0	1/0	1.1	1	0	0	1	2	0	27	
(3/21) Tennessee	8.44	0-0-0	1/0	0.0	0	2	2	2	0	0	12	
TOTALS	8.44	1-0-0	8/0	5.1	8	7	5	7	10	0	--	

CAREER TOTALS (AT ALABAMA)												
YEAR	ERA	W-L	APP/GS	SV	IP	H	R	ER	BB	SO	B/AVG	
2025	8.44	1-0	8/0	0	5.1	8	7	5	7	10	.292	
TOTALS	8.44	1-0	8/0	0	5.1	8	7	5	7	10	.292	

SEC CAREER TOTALS (AT ALABAMA)												
YEAR	ERA	W-L	APP/GS	SV	IP	H	R	ER	BB	SO	B/AVG	
2025	99.00	0-0	1/0	0	0.0	0	2	2	2	0	--	
TOTALS	99.00	0-0	1/0	0	0.0	0	2	2	2	0	--	

PITCHING GAME-BY-GAME AND CAREER STATS

#7 MATTHEW HEIBERGER, LHP - SO.

SEASON-HIGH IP: 4.0 vs. Troy (3/5)

CAREER-HIGH IP: 4.0 vs. Troy (3/5/25)

SEASON-HIGH K: 3, 2x, last vs. Southern Miss. (4/8)

CAREER-HIGH K: 5 vs. Dallas Baptist (3/3/24)

- A high-leverage reliever in the back of the Alabama bullpen
- Tasked with seven multi-inning appearances
- Sports a 59.6 percent groundball rate
- Has struck out at least one batter in nine of his 13 games
- The winning pitcher in the Tide's comeback victory over No. 23 Southern Miss on April 8, striking out three of his four outs while not allowing a hit.
- Managed 1.1 innings of important relief, allowing just one run in Alabama's 6-5 win over Auburn on April 5
- Covered 1.1 innings in the Tide's 6-5 win over top-ranked Tennessee on March 20
- Tossed a combined 2.0 innings in two games against Texas A&M on March 14-15, not allowing a run with two strikeouts
- Pitched a season-high 4.0 shutout innings against then-No. 19 Troy on March 5, earning the win
- Also produced a season-best three strikeouts against the Trojans
- Missed a month of action but still managed 16 appearances in his first season with the Tide
- Owned a 2-0 record with one save and a 5.24 ERA (13 ER/22.1 IP)
- Struck out 22 to rank fifth in the Alabama bullpen
- Named to the Frisco Classic All-Tournament Team as a reliever
- Struck out all five batters he faced across 1.2 scoreless innings against Dallas Baptist on March 3
- Secured the save against Arizona on March 2, tossing 1.0 scoreless frame with a hit and one strikeout in Frisco
- Earned his first career win with 1.2 relief innings at UAB on Feb. 27, allowing one run on one hit and a walk to go with three strikeouts
- Made his Alabama debut against Manhattan on Feb. 17, working 1.0 scoreless, hitless frame with two strikeouts

2025 SEASON TOTALS

OPPONENT	ERA	W-L-S	G/GS	IP	H	R	ER	BB	SO	HR	NP
(2/15) Bradley	0.00	0-0-0	1/0	1.0	1	0	0	0	1	0	28
(2/22) vs. NC State	0.00	0-0-0	1/0	2.0	1	0	0	0	1	0	30
(3/1) NDSU	0.00	0-0-0	1/0	2.0	1	0	0	1	1	0	22
(3/5) Troy	0.00	1-0-0	1/0	4.0	1	0	0	1	3	0	50
(3/9) Presbyterian	2.89	0-1-0	1/0	0.1	2	3	3	1	1	0	18
(3/14) at Texas A&M	2.70	0-0-0	1/0	0.2	2	0	0	0	2	0	14
(3/15) at Texas A&M	2.38	1-0-0	1/0	1.1	1	0	0	1	0	0	25
(3/20) Tennessee	2.13	0-0-0	1/0	1.1	2	0	0	1	0	0	20
(3/22) Tennessee	2.63	0-0-0	1/0	1.0	3	1	1	0	0	0	21
(3/28) Oklahoma	3.21	0-0-0	1/0	0.1	2	1	1	0	0	0	10
(3/30) Oklahoma	4.11	0-0-0	1/0	1.1	1	2	2	1	2	0	25
(4/5) at Auburn-1	4.32	0-0-0	1/0	1.1	1	1	1	1	2	0	26
(4/8) So. Miss.	4.00	1-0-0	1/0	1.1	0	0	0	0	3	0	19
TOTALS	4.00	3-1-0	13/0	18.0	18	8	8	7	16	0	--

2024 SEASON TOTALS

OPPONENT	ERA	W-L-S	G/GS	IP	H	R	ER	BB	SO	HR	NP
(2/17) Manhattan	0.00	0-0-0	1/0	1.0	0	0	0	0	2	0	12
(2/21) Alabama State	0.00	0-0-0	1/0	1.0	2	0	0	0	2	0	15
(2/27) at UAB	2.45	1-0-0	1/0	1.2	1	1	1	1	3	0	29
(3/2) vs. Arizona	1.93	0-0-1	1/0	1.0	1	0	0	0	1	0	13
(3/3) vs. DBU	1.42	0-0-0	1/0	1.2	0	0	0	0	5	0	20
(3/9) Lipscomb-1	7.71	0-0-0	1/0	0.2	4	5	5	2	1	0	38
(3/12) at So. Miss	7.88	0-0-0	1/0	1.0	2	2	1	0	0	0	15
(3/17) Tennessee	6.30	1-0-0	1/0	2.0	2	1	0	0	1	0	29
(3/23) at Georgia-2	6.00	0-0-0	1/0	2.0	1	1	1	1	0	0	29
(3/24) at Georgia	6.39	0-0-0	1/0	0.2	1	1	1	0	0	1	16
(3/28) South Carolina	5.74	0-0-0	1/0	3.0	3	1	1	0	3	1	44
(3/30) South Carolina	6.06	0-0-0	1/0	0.2	3	1	1	0	0	0	9
(4/7) at Kentucky	6.48	0-0-0	1/0	0.1	3	1	1	0	0	0	23
(5/17) at Auburn	5.89	0-0-0	1/0	1.2	1	0	0	1	2	0	29
(5/21) vs. So. Carolina	5.75	0-0-0	1/0	2.0	1	1	1	1	0	0	25
(5/31) vs. UCF	5.24	0-0-0	1/0	2.0	3	0	0	1	2	0	39
TOTALS	5.24	2-0-1	16/0	22.1	28	15	13	7	22	2	--

CAREER TOTALS

YEAR	ERA	W-L	APP/GS	SV	IP	H	R	ER	BB	SO	B/AVG
2024	5.24	2-0	16/0	1	22.1	28	15	13	7	22	.304
2025	4.00	3-1	13/0	0	18.0	18	8	8	7	16	.269
TOTALS	4.85	5-1	29/0	1	40.1	46	23	21	14	38	.289

SEC CAREER TOTALS

YEAR	ERA	W-L	APP/GS	SV	IP	H	R	ER	BB	SO	B/AVG
2024	4.35	1-0	7/0	0	10.1	14	6	5	2	6	.311
2025	6.14	1-0	7/0	0	7.1	12	5	5	4	6	.400
TOTALS	5.09	2-0	14/0	0	17.2	26	11	10	6	12	.347

#8 TYLER FAY, RHP - R-SO.

SEASON-HIGH IP: 2.1 vs. Presbyterian (3/9)

CAREER-HIGH IP: 3.2 at UAB (2/27/24)

SEASON-HIGH K: 3 vs. Tennessee (3/21)

CAREER-HIGH K: 3, 6x, last vs. Tennessee (3/21/25)

- A veteran right-hander in the Tide bullpen
- Pitched multiple innings in nine of his 12 games
- Began his 2025 season with six consecutive appearances without surrendering an earned run
- Matched his career-high with three strikeouts in Alabama's 6-5 win over top-ranked Tennessee on March 20
- Struck out one in 1.2 scoreless frames against No. 21 Coastal Carolina on Feb. 21
- Finished 1-2 with one save and a 7.94 ERA (30 ER/34.0 IP) in his first season of action for the Crimson Tide
- Led Alabama in appearances with 23 including a team-high 14 in SEC play - all in relief
- Totaled 34.0 innings pitched to rank fourth overall on UA and first among relievers
- Recorded 32 strikeouts to rank second among relievers and sixth overall for the Tide
- Earned his first career save with 0.1 an inning at Samford on April 3 that included a hit and one punchout
- Notched his first career win in game one of the doubleheader with Lipscomb on March 9, tossing 2.0 relief frames and allowing two runs on two hits and a pair of walks to go with one strikeout
- Made his Alabama debut on Feb. 18 against Manhattan, working 1.2 relief innings and allowing one unearned on two hits with three strikeouts

2025 SEASON TOTALS

OPPONENT	ERA	W-L-S	G/GS	IP	H	R	ER	BB	SO	HR	NP
(2/14) Bradley	0.00	0-0-0	1/0	1.1	1	0	0	1	2	0	22
(2/18) MTSU	0.00	0-0-0	1/0	2.0	0	0	0	0	2	0	17
(2/21) vs. Coastal Car.	0.00	0-0-0	1/0	1.2	2	0	0	0	1	0	36
(2/25) Jacksonville State	0.00	0-0-0	1/0	1.2	3	1	0	1	0	0	31
(3/2) NDSU	0.00	0-0-0	1/0	2.0	1	0	0	0	0	0	14
(3/9) Presbyterian	0.00	0-0-0	1/0	2.1	2	1	0	0	1	0	39
(3/15) at Texas A&M	0.73	0-0-0	1/0	1.1	2	1	1	0	0	0	20
(3/20) Tennessee	2.57	0-0-0	1/0	1.2	3	3	3	1	3	1	40
(2/25) vs. No. Alabama	3.45	0-0-0	1/0	1.2	3	2	2	1	1	1	34
(3/30) Oklahoma	4.41	0-0-0	1/0	0.2	2	2	2	0	0	0	19
(4/1) Samford	4.67	0-0-0	1/0	1.0	2	1	1	0	0	1	15
(4/4) at Auburn	4.91	0-0-0	1/0	1.0	2	1	1	1	1	0	20
TOTALS	4.91	0-0-0	12/0	18.1	23	12	10	5	11	3	--

2024 SEASON TOTALS

OPPONENT	ERA	W-L-S	G/GS	IP	H	R	ER	BB	SO	HR	NP
(2/18) Manhattan	0.00	0-0-0	1/0	1.2	2	1	0	0	3	0	43
(2/23) Valparaiso	0.00	0-0-0	1/0	2.0	1	0	0	1	1	0	28
(2/27) at UAB	0.00	0-0-0	1/0	3.2	3	0	0	1	2	0	40
(3/2) vs. Arizona	1.86	0-0-0	1/0	2.1	1	2	2	1	1	0	35
(3/6) Troy	2.38	0-0-0	1/0	1.2	2	1	1	0	1	1	35
(3/9) Lipscomb-1	3.38	1-0-0	1/0	2.0	2	2	2	2	1	0	41
(3/12) at So. Miss	2.87	0-0-0	1/0	2.1	0	0	0	0	3	0	26
(3/16) Tennessee	3.63	0-0-0	1/0	1.2	1	2	2	0	2	1	25
(3/17) Tennessee	4.08	0-0-0	1/0	0.1	2	1	1	0	1	0	8
(3/23) at Georgia-1	3.48	0-0-0	1/0	3.0	2	0	0	1	2	0	54
(3/28) South Carolina	3.38	0-0-0	1/0	0.2	1	0	0	1	1	0	10
(3/30) South Carolina	4.43	0-1-0	1/0	1.0	2	4	3	1	3	0	28
(4/3) at Samford	4.37	0-0-1	1/0	0.1	1	0	0	0	1	0	7
(4/7) at Kentucky	4.56	0-0-0	1/0	3.0	3	2	2	0	1	1	40
(4/13) Arkansas	4.40	0-0-0	1/0	3.0	1	1	1	0	3	1	33
(4/19) Texas A&M-1	5.28	0-1-0	1/0	0.1	1	3	3	3	0	1	28
(4/20) Texas A&M	5.52	0-0-0	1/0	2.0	3	2	2	0	3	0	39
(4/26) at Ole Miss	6.61	0-0-0	1/0	0.1	2	4	4	2	1	0	24
(5/4) at Miss. State	6.96	0-0-0	1/0	1.0	3	2	2	0	1	0	22
(5/7) at Troy	7.52	0-0-0	1/0	0.0	0	2	2	2	0	0	15
(5/10) LSU	7.36	0-0-0	1/0	0.2	1	0	0	1	0	0	19
(5/12) LSU	7.15	0-0-0	1/0	1.0	1	0	0	0	1	0	29
(5/17) at Auburn	7.94	0-0-0	1/0	0.0	3	3	3	0	0	1	14
TOTALS	7.94	1-2-1	23/0	34.0	38	32	30	16	32	6	--

CAREER TOTALS

YEAR	ERA	W-L	APP/GS	SV	IP	H	R	ER	BB	SO	B/AVG
2024	7.94	1-2	23/0	1	34.0	38	32	30	16	32	.270
2025	4.91	0-0	12/0	0	18.1	23	12	10	5	11	.299
TOTALS	6.88	1-2	35/0	1	52.1	61	44	40	21	43	.280

SEC CAREER TOTALS

YEAR	ERA	W-L	APP/GS	SV	IP	H	R	ER	BB	SO	B/AVG
2024	11.50	0-2	14/0	0	18.0	26	24	23	9	19	.325
2025	13.50	0-0	4/0	0	4.2	9	7	7	2	4	.409
TOTALS	8.44	0-2	18/0	0	22.2	35	31	30	11	21	.313

PITCHING GAME-BY-GAME AND CAREER STATS

#11 COULSON BUCHANAN, RHP - SR.

SEASON-HIGH IP: 3.0 at Auburn (4/4)

CAREER-HIGH IP (at Alabama): 3.2 vs. Texas A&M - GM 2 (4/19/24)

SEASON-HIGH K: 5 vs. North Alabama (3/25)

CAREER-HIGH K (at Alabama): 5 vs. North Alabama (3/25/25)

- An experienced reliever for the Tide
- Has allowed just one earned run or fewer in nine of his 11 games
- Produced multiple strikeouts in five of his 11 appearances
- Sports an impressive 30.8 percent strikeout percentage
- Scattered a hit with a strikeout, picking up two outs in Alabama's win over No. 23 Southern Miss on April 8
- Picked up the win against Samford on April 1 after 2.2 scoreless innings with three strikeouts
- Helped bridge the Tide to a series-clinching win over then-No. 9 Oklahoma on March 30
- Recorded a career-high five strikeouts against North Alabama on March 25, tossing 2.0 shutout frames
- Earned two strikeouts against No. 1 Tennessee on March 22
- Struck out the side in a scoreless inning of work against North Dakota State on March 2
- Spent two seasons at Wofford
- Earned All-Southern Conference Second Team honors as a sophomore
- Named to Southern Conference Academic Honor Roll and All-Academic Team in 2023
- Appeared in 20 games with 18 starts in 2023, posting 5-4 record with a 5.22 ERA and 91 strikeouts
- Led the Terriers in strikeouts, innings pitched and starts as a sophomore
- Ranked third in the SoCon with a 3.50 strikeout-to-walk ratio while finishing fourth in total punchouts during his sophomore campaign
- Named to the 2022 SoCon All-Freshman Team
- Also earned Southern Conference Academic Honor Roll in his first collegiate season
- Made 16 appearances with six starts as a true freshman, owning a 4-1 record with a 4.63 ERA and 65 punchouts

2025 SEASON TOTALS

OPPONENT	ERA	W-L-S	G/GS	IP	H	R	ER	BB	SO	HR	NP
(2/14) Bradley	0.00	0-0-0	1/0	0.0	1	0	0	1	0	0	10
(2/18) MTSU	0.00	0-0-0	1/0	1.0	1	0	0	0	1	0	10
(3/2) NDSU	0.00	0-0-0	1/0	1.0	0	0	0	1	3	0	20
(3/11) at UAB	3.37	0-0-0	1/0	0.2	0	1	1	1	0	0	12
(3/18) So. Alabama	1.93	0-0-0	1/0	2.0	2	0	0	0	3	0	23
(3/22) Tennessee	1.50	0-0-0	1/0	1.1	1	0	0	1	2	0	26
(3/25) vs. No. Alabama	1.12	0-0-0	1/0	2.0	1	0	0	0	5	0	28
(3/30) Oklahoma	1.04	0-0-0	1/0	0.2	1	0	0	1	1	0	17
(4/1) Samford	0.79	1-0-0	1/0	2.2	0	0	0	0	3	0	38
(4/4) at Auburn	1.88	0-0-0	1/0	3.0	4	2	2	1	1	0	53
(4/8) So. Miss.	1.80	0-0-0	1/0	0.2	1	0	0	0	1	0	16
TOTALS	1.80	1-0-0	11/0	15.0	12	3	3	6	20	0	--

2024 SEASON TOTALS

OPPONENT	ERA	W-L-S	G/GS	IP	H	R	ER	BB	SO	HR	NP
(2/18) Manhattan	6.75	0-0-0	1/0	1.1	2	1	1	0	0	0	21
(2/24) Valparaiso	2.70	0-0-0	1/0	2.0	0	0	0	0	2	0	30
(3/1) vs. Indiana	1.69	0-0-1	1/0	2.0	0	0	0	0	3	0	32
(3/3) vs. DBU	3.52	0-1-0	1/0	2.1	3	2	2	0	4	1	34
(3/9) Lipscomb-1	6.23	0-0-0	1/0	1.0	2	3	3	1	1	1	19
(3/10) Lipscomb	5.40	1-0-0	1/0	1.1	2	0	0	0	2	0	29
(3/15) Tennessee	5.84	0-0-0	1/0	2.1	3	2	2	0	1	1	39
(3/19) at Alabama State	5.54	0-0-0	1/0	0.2	1	0	0	0	0	0	11
(3/24) at Georgia	5.02	0-0-0	1/0	1.1	1	0	0	0	1	1	19
(3/26) vs. Belmont	4.70	0-0-0	1/0	1.0	0	0	0	2	1	0	19
(3/29) South Carolina	4.41	0-0-0	1/0	1.0	2	0	0	0	0	0	13
(4/3) at Samford	5.94	0-0-0	1/0	0.1	4	3	3	1	0	0	22
(4/7) at Kentucky	5.60	0-0-0	1/0	1.0	0	0	0	1	1	0	18
(4/9) South Alabama	6.05	0-0-0	1/0	1.2	1	2	2	2	1	0	34
(4/16) UAB	5.66	0-0-0	1/0	1.1	2	0	0	0	0	0	20
(4/19) Texas A&M-2	6.29	0-0-0	1/0	3.2	6	7	4	2	3	1	71
(5/3) at Miss. State	7.76	0-0-0	1/0	2.1	6	6	6	3	0	1	54
(5/10) LSU	7.48	1-0-0	1/0	1.0	0	0	0	0	0	0	5
(5/17) at Auburn	7.36	0-0-0	1/0	1.2	2	1	1	0	0	1	15
TOTALS	7.36	2-1-1	19/0	29.1	37	27	24	13	20	6	--

CAREER TOTALS (at Alabama)

YEAR	ERA	W-L	APP/GS	SV	IP	H	R	ER	BB	SO	B/AVG
2024	7.36	2-1	19/0	1	29.1	37	27	24	13	20	.301
2025	1.80	1-0	11/0	0	15.0	12	3	3	6	20	.222
TOTALS	5.48	3-1	30/0	1	44.1	49	30	27	19	40	.277

SEC CAREER TOTALS (at Alabama)

YEAR	ERA	W-L	APP/GS	SV	IP	H	R	ER	BB	SO	B/AVG
2024	8.16	1-0	8/0	0	14.1	20	16	13	7	6	.339
2025	3.60	0-0	3/0	0	5.0	6	2	2	3	4	.316
TOTALS	6.98	1-0	11/0	0	19.1	26	18	15	10	10	.333

#12 JT BLACKWOOD, RHP - JR.

SEASON-HIGH IP: 4.0, 2x, last vs. Troy (3/5)

CAREER-HIGH IP (at Alabama): 4.0, 2x, last vs. Troy (3/5/25)

SEASON-HIGH K: 3, 3x, last at UAB (3/11)

CAREER-HIGH K (at Alabama): 3, 3x, last at UAB (3/11/25)

- Utilized primarily as a midweek starter thus far in 2025
- Also a reliever that can provide length out of the bullpen
- Surrendered two runs or fewer in nine of his 10 games
- Came out of the bullpen for 2.0 innings in Alabama's win over then-No. 16 Auburn on April 5
- Recorded multiple strikeouts in six of his eight appearances
- Helped Alabama to a series-opening win over then-No. 9 Oklahoma on March 28, tossing 2.0 innings
- Held No. 1 Tennessee scoreless over 2.0 innings on March 21
- Pitched 3.2 strong innings in a start at UAB in the Tide's 6-3 win over the Blazers on March 11
- Tossed a season-high 4.0 innings of one-run ball against then-No. 19 Troy on March 5
- Earned his first Alabama win on February 25 in the Tide's 20-11 win over Jacksonville State
- Made his first midweek start against Middle Tennessee on Feb. 18, allowing just one run over 4.0 innings with three punchouts
- Pitched two seasons at Wallace State C.C. in Hanceville
- Earned All-Alabama Community College Conference Second Team honors in 2023
- Saw time in 14 games with 12 starts in 2023, finishing 8-1 with a 2.49 ERA (19 ER/68.2 IP)
- Led the Lions in innings pitched while ranking second in wins and third in strikeouts

2025 SEASON TOTALS

OPPONENT	ERA	W-L-S	G/GS	IP	H	R	ER	BB	SO	HR	NP
(2/14) Bradley	0.00	0-0-0	1/0	1.0	0	0	0	0	0	0	15
(2/18) MTSU	1.80	1-0-0	1/1	4.0	3	1	1	1	3	0	55
(2/25) Jacksonville State	6.48	1-0-0	1/1	3.1	6	5	5	1	3	1	65
(3/5) Troy	5.11	0-0-0	1/1	4.0	5	1	1	0	2	0	71
(3/11) at UAB	3.94	0-0-0	1/1	3.2	1	0	0	1	3	0	48
(3/18) So. Alabama	3.71	0-0-0	1/1	1.0	2	0	0	0	1	0	24
(3/21) Tennessee	3.32	0-0-0	1/0	2.0	1	0	0	1	2	0	37
(3/28) Oklahoma	3.74	0-0-0	1/0	2.2	2	2	2	0	2	0	31
(4/1) Samford	3.42	0-0-0	1/1	2.0	0	0	0	0	2	0	21
(4/5) at Auburn-1	3.86	0-0-0	1/0	2.0	4	2	2	1	1	1	29
TOTALS	3.86	2-0-0	10/6	25.2	24	11	11	5	19	2	--

CAREER TOTALS (at Alabama)

YEAR	ERA	W-L	APP/GS	SV	IP	H	R	ER	BB	SO	B/AVG
2025	3.86	2-0	10/6	0	25.2	24	11	11	5	19	.245
TOTALS	3.86	2-0	10/6	0	25.2	24	11	11	5	19	.245
TOTALS (as SP)	3.50	2-0	6	-	18.0	17	7	7	3	14	---

SEC CAREER TOTALS (at Alabama)

YEAR	ERA	W-L	APP/GS	SV	IP	H	R	ER	BB	SO	B/AVG
2025	5.40	0-0	3/0	0	6.2	7	4	4	2	5	.259
TOTALS	5.40	0-0	3/0	0	6.2	7	4	4	2	5	.259

PITCHING GAME-BY-GAME AND CAREER STATS

#14 CARSON OZMER, RHP - GR.

SEASON-HIGH IP: 2.2 at Texas A&M (3/14)

CAREER-HIGH IP (at Alabama): 2.2 at Texas A&M (3/14/25)

SEASON-HIGH K: 4 vs. Presbyterian (3/9)

CAREER-HIGH K (at Alabama): 4 vs. Presbyterian (3/9/25)

- Earned the role as Alabama's closer entering the 2025 season
- Appeared in a team-high 16 games, notching 10 saves already this spring
- One just two Division I pitchers to have recorded 10 saves thus far, the second-most in the country and the most in the SEC
- Has not allowed a run in 13 of his 16 games
- Recorded at least one strikeout in all but one appearance
- More than capable of stranding runners, owning an 86.5 left-on-base percentage
- Converted his fourth-consecutive save on April 8, securing Alabama's 10-6 win over No. 23 Southern Miss
- Retired all three hitters he faced in the Tide's 6-5 win over then-No. 16 Auburn on April 5
- Earned the save against No. 10 Oklahoma on March 30, picking up a strikeout in a perfect ninth
- Picked up the win in the Tide's 6-5 win over the Sooners, giving up a run in his 2.0 frames
- Pitched a scoreless ninth, becoming the winning pitcher in Alabama's walkoff win over North Alabama on March 25
- Closed out the Tide's 6-5 win over No. 1 Tennessee on March 20, giving up just one hit 1.1 innings, adding a punchout
- Tossed a season-high 2.2 innings, in Alabama's 6-4 victory at then-No. 19 Texas A&M, giving up one run and a pair of hits
- Notched the save at UAB on March 11, striking out one
- Recorded a season-best four strikeouts in 2.1 frames on March 9 against Presbyterian
- Struck out the side in the Tide's 3-1 win over No. 20 Troy on March 5, converting the save
- Picked up the final two outs against the Bison on March 1 to secure the save
- Stymied then-No. 12 NC State on Feb. 22 in Jacksonville to earn his second Alabama save
- Closed the Tide's season-opening win over Bradley to notch his first save with the Tide, striking out the only batter he faced
- Spent four seasons as the University of Pennsylvania where he was a two-way star for the Quakers, twice earning Honorable Mention All-Ivy League Honors
- Appeared in 51 games (2 starts) on the bump over his four-year career with Penn, posting a career 2.89 ERA (29 ER/87.2 IP) with 92 strikeouts and 10 saves
- Set the single-season program record with 25 appearances out of the bullpen in 2023, striking out 35 batters in 34.1 innings, pitching to a career-best 1.83 ERA
- Appeared in 38 games (30 starts) in the Quakers' lineup in 2024, working 119 at-bats

2025 SEASON TOTALS

OPPONENT	ERA	W-L-S	G/GS	IP	H	R	ER	BB	SO	HR	NP
(2/14) Bradley	0.00	0-0-1	1/0	0.1	0	0	0	0	1	0	4
(2/22) vs. NC State	0.00	0-0-1	1/0	1.1	0	0	0	0	2	1	29
(2/28) NDSU	0.00	0-0-0	1/0	1.0	0	0	0	0	3	0	17
(3/1) NDSU	0.00	0-0-1	1/0	0.2	1	0	0	0	1	1	23
(3/5) Troy	0.00	0-0-1	1/0	1.0	1	0	0	0	3	0	14
(3/9) Presbyterian	0.00	0-0-0	1/0	2.1	1	0	0	0	1	4	36
(3/11) at UAB	0.00	0-0-1	1/0	1.0	0	0	0	0	1	0	12
(3/14) at Texas A&M	0.87	1-0-0	1/0	2.2	2	1	1	2	2	1	48
(3/18) So. Alabama	1.64	0-0-0	1/0	1.0	1	1	1	2	1	1	27
(3/20) Tennessee	1.42	0-0-1	1/0	1.1	1	0	0	0	1	0	19
(3/25) vs. No. Alabama	1.26	1-0-0	1/0	1.2	0	0	0	0	2	1	23
(3/28) Oklahoma	1.65	1-0-0	1/0	2.0	2	1	1	2	1	1	44
(3/30) Oklahoma	1.56	0-0-1	1/0	1.0	0	0	0	0	0	1	9
(4/1) Samford	1.47	0-0-1	1/0	1.0	0	0	0	0	3	0	13
(4/5) at Auburn-1	1.40	0-0-1	1/0	1.0	0	0	0	0	0	0	15
(4/8) So. Miss.	1.29	0-0-1	1/0	1.2	2	0	0	0	1	0	22
TOTALS	1.29	3-0-10	16/0	21.0	11	3	3	12	25	3	--

CAREER TOTALS (at Alabama)

YEAR	ERA	W-L	APP/GS	SV	IP	H	R	ER	BB	SO	B/AVG
2025	1.29	3-0	16/0	10	21.0	11	3	3	12	25	.155
TOTALS	1.29	3-0	16/0	10	21.0	11	3	3	12	25	.155

SEC CAREER TOTALS (at Alabama)

YEAR	ERA	W-L	APP/GS	SV	IP	H	R	ER	BB	SO	B/AVG
2025	2.25	2-0	5/0	3	8.0	5	2	2	4	5	.185
TOTALS	2.25	2-0	5/0	3	8.0	5	2	2	4	5	.185

#19 AEDEN FINATERI, RHP - SR.

SEASON-HIGH IP: 4.2 vs. Oklahoma (3/29)

CAREER-HIGH IP (at Alabama): 4.2 vs. Oklahoma (3/29/25)

SEASON-HIGH K: 4 vs. Oklahoma (3/29)

CAREER-HIGH K (at Alabama): 4 vs. Oklahoma (3/29/25)

- A versatile arm for the Crimson Tide that has made four starts
- Has allowed two runs or less in all eight of his nine outings
- Notched at least one strikeout in all of his nine games
- Tossed a season-high 4.2 innings in his first SEC start, earning his first Alabama win against No. 10 Oklahoma on March 30
- Recorded a season-high four strikeouts in his victory over the Sooners
- Struck out three of his six outs in the Tide's walkoff win over North Alabama on March 25 in Huntsville
- Managed three strikeouts in his lone inning against No. 1 Tennessee on March 22
- Recorded 2.0 shutout frames late in the Tide's victory at UAB on March 11
- Made his first midweek start on the road at Jacksonville State on March 4, limiting the Gamecocks to just one run over 2.1 frames, adding a strikeout
- Spent three seasons at Georgia Tech where he appeared in 58 games (23 starts), finishing his career with an 8-9 record with three saves and 172 strikeouts
- Started 16 games for the Yellow Jackets in 2024, earning a 6.24 ERA (52 ER/75.0 IP) while striking out 80 batters compared to 22 walks
- Fanned a career-high 10 batters in Georgia Tech's win over Cornell on Feb. 24
- Pitched a career-high 7.0 innings in Tech's loss to Miami (Fla.) on April 26, earning a no-decision

2025 SEASON TOTALS

OPPONENT	ERA	W-L-S	G/GS	IP	H	R	ER	BB	SO	HR	NP
(2/15) Bradley	0.00	0-0-0	1/0	1.0	2	2	0	0	1	0	33
(3/4) at Jacksonville State	2.70	0-0-0	1/1	2.1	3	1	1	2	1	0	43
(3/11) at UAB	1.69	0-0-0	1/0	2.0	2	0	0	0	2	0	35
(3/18) So. Alabama	3.68	0-0-0	1/0	2.0	2	2	2	0	1	0	32
(3/22) Tennessee	3.24	0-0-0	1/0	1.0	1	0	0	0	3	0	19
(3/25) vs. No. Alabama	2.61	0-0-0	1/1	2.0	1	0	0	0	3	0	30
(3/30) Oklahoma	3.00	1-0-0	1/1	4.2	4	2	2	2	4	1	69
(4/5) at Auburn-2	3.18	0-0-0	1/0	2.0	3	1	1	0	1	1	34
(4/8) So. Miss.	4.66	0-0-0	1/0	2.1	3	4	4	1	1	1	28
TOTALS	4.66	1-0-0	9/3	19.1	21	12	10	5	17	3	--

CAREER TOTALS (at Alabama)

YEAR	ERA	W-L	APP/GS	SV	IP	H	R	ER	BB	SO	B/AVG
2025	4.66	1-0	9/4	0	19.1	21	12	10	5	17	.276
TOTALS	4.66	1-0	9/4	0	19.1	21	12	10	5	17	.276
TOTALS (as SP)	5.73	1-0	4	0	11.1	11	7	7	5	9	--

SEC CAREER TOTALS (at Alabama)

YEAR	ERA	W-L	APP/GS	SV	IP	H	R	ER	BB	SO	B/AVG
2025	3.52	1-0	3/1	0	7.2	8	3	3	2	8	.286
TOTALS	3.52	1-0	3/1	0	7.2	8	3	3	2	8	.286
TOTALS (as SP)	3.86	1-0	1	0	4.2	4	2	2	2	4	--

PITCHING GAME-BY-GAME AND CAREER STATS

#20 ZANE ADAMS, LHP - SO.

SEASON-HIGH IP: 6.1 vs. Tennessee (3/20)

CAREER-HIGH IP: 8.0 vs. Arkansas (4/14/24)

SEASON-HIGH K: 10 vs. Presbyterian (3/7)

CAREER-HIGH K: 10 vs. Presbyterian (3/7/25)

- The Crimson Tide's Friday night starter in 2025
- Owns the team lead in strikeouts with 36
- Grounded out 4.0 solid innings against No. 10 Oklahoma on March 28, allowing just two runs with four strikeouts
- Gave the Tide a winning effort against top-ranked Tennessee on March 20, pitching 6.1 frames, giving up four runs with six strikeouts
- Surrendered just one earned run over 5.2 innings in Alabama's 6-4 win at then-No. 19 Texas A&M to open conference play
- Recorded a career-high 10 strikeouts in 6.0 scoreless innings against Presbyterian on March 7
- Held Coastal Carolina to just one run on two hits over 4.1 innings in the Tide's 9-2 win over the 21st-ranked Chanticleers
- Named a Preseason All-SEC Second Team selection entering the 2025 campaign
- Selected to the Freshman All-SEC Team by the conference coaches following the 2024 season
- Served as the Crimson Tide's midweek starter to begin the year before moving to the weekend following Hagan Banks' injury
- Owned a 4-5 record with a 5.37 ERA (35 ER/58.2 IP) across 16 appearances (13 starts)
- Struck out 47 compared to 27 walks while limiting opposing hitters to a .266 average
- Ranked third on UA for innings pitched and tied for seventh in total outings
- Finished third in total starts while maintaining the second-lowest ERA among the Tide starters
- Named the SEC Co-Pitcher of the Week following his start against Arkansas on April 14, spinning a gem for the win and working 8.0 scoreless frames with four hits, a walk and five strikeouts across 97 total pitches
- Picked up his first career win in his start against Alabama State on Feb. 21, tossing 4.0 scoreless frames with one hit, two walks and a pair of strikeouts
- Made his Alabama debut on Feb. 17 against Manhattan, working 1.0 scoreless relief inning with one hit and a strikeout

2025 SEASON TOTALS

OPPONENT	ERA	W-L-S	G/GS	IP	H	R	ER	BB	SO	HR	NP
(2/14) Bradley	6.75	1-0-0	1/1	4.0	4	3	2	0	1	0	64
(2/21) vs. Coastal Car.	4.32	1-0-0	1/1	4.1	2	1	1	3	6	0	80
(2/28) NDSU	5.11	0-0-0	1/1	4.0	4	3	3	3	6	0	88
(3/7) Presbyterian	3.44	1-0-0	1/1	6.0	5	0	0	0	10	0	96
(3/14) at Texas A&M	3.00	0-0-0	1/1	5.2	7	3	1	1	4	0	93
(3/20) Tennessee	3.56	1-0-0	1/1	6.1	6	5	4	1	6	1	95
(3/28) Oklahoma	3.67	0-0-0	1/1	4.0	4	2	2	3	4	1	101
(4/4) at Auburn	5.09	0-1-0	1/1	1.0	8	6	6	1	0	0	45
TOTALS	5.09	4-1-0	8/8	35.1	40	23	20	14	36	2	--

2024 SEASON TOTALS

OPPONENT	ERA	W-L-S	G/GS	IP	H	R	ER	BB	SO	HR	NP
(2/17) Manhattan	0.00	0-0-0	1/0	1.0	1	0	0	0	1	0	16
(2/21) Alabama State	0.00	1-0-0	1/1	4.0	1	0	0	2	2	0	64
(2/27) at UAB	1.12	0-0-0	1/1	3.0	7	4	1	1	0	0	58
(3/6) Troy	2.19	0-0-0	1/1	4.1	5	3	2	2	4	0	73
(3/12) at So. Miss	3.86	0-1-0	1/1	1.2	4	4	3	2	0	0	50
(3/19) at Alabama State	3.71	1-0-0	1/1	3.0	2	1	1	0	3	1	48
(3/24) at Georgia	4.26	0-0-0	1/0	2.0	2	2	2	0	2	0	39
(3/28) South Carolina	4.30	0-0-0	1/1	4.0	3	2	2	2	4	0	73
(4/3) at Samford	4.12	0-0-0	1/0	1.0	0	0	0	1	3	0	23
(4/7) at Kentucky	4.85	0-1-0	1/1	2.0	5	3	3	1	1	0	48
(4/14) Arkansas	3.71	1-0-0	1/1	8.0	4	0	0	1	5	0	97
(4/20) Texas A&M	4.54	0-0-0	1/1	3.2	5	5	5	2	3	0	69
(4/27) at Ole Miss	4.43	1-0-0	1/1	7.0	6	3	3	1	3	1	107
(5/4) at Miss. State	4.71	0-1-0	1/1	5.0	5	4	4	3	4	1	91
(5/11) LSU	4.75	0-1-0	1/1	5.1	6	3	3	4	6	0	102
(5/17) at Auburn	5.37	0-1-0	1/1	3.2	6	6	6	5	6	0	90
TOTALS	5.37	4-5-0	16/13	58.2	62	40	35	27	47	3	--

CAREER TOTALS

YEAR	ERA	W-L	APP/GS	SV	IP	H	R	ER	BB	SO	B/AVG
2024	5.37	4-5	16/13	0	58.2	62	40	35	27	47	.266
2025	5.09	4-1	8/8	0	35.1	40	23	20	14	36	.276
TOTALS	5.27	8-6	24/21	0	94.0	102	63	55	45	83	.272
TOTALS (as SP)	5.36	7-6	21	--	89.0	100	61	53	40	77	---

SEC CAREER TOTALS

YEAR	ERA	W-L	APP/GS	SV	IP	H	R	ER	BB	SO	B/AVG
2024	6.20	2-4	9/8	0	40.2	42	28	28	19	34	.266
2025	6.88	1-1	4/4	0	17.0	25	16	13	6	14	.321
TOTALS	6.40	3-5	13/12	0	57.2	67	44	41	25	48	.284
TOTALS (as SP)	6.31	3-5	12	--	55.2	65	42	39	25	46	---

#22 BRAYLON MYERS, RHP - SR.

SEASON-HIGH IP: 4.2 at Auburn - GM2 (4/5)

CAREER-HIGH IP: 4.2 at Auburn - GM2 (4/5/25)

SEASON-HIGH K: 6 at Auburn - GM2 (4/5)

CAREER-HIGH K: 6 at Auburn - GM2 (4/5/25)

- A high-leverage reliever for the Tide in 2025
- His 0.91 WHIP is tops among Alabama's qualified arms
- Has not allowed an earned run in eight of his 13 games
- Made five appearances without allowing an earned run to open the 2025 season
- Recorded career-highs in innings (4.2) and strikeouts (6) at Auburn on April 5
- Struck out four batters to encompass his 1.1 innings against North Alabama on March 25
- Notched his first save of the new season against then-No. 19 Texas A&M on March 16 to secure the series sweep of the Aggies, tossing 2.0 perfect innings with two strikeouts
- Earned wins in consecutive appearances on Feb. 28 and March 4, tossing 5.2 scoreless frames with five strikeouts in victories over North Dakota State and Jacksonville State

2025 SEASON TOTALS

OPPONENT	ERA	W-L-S	G/GS	IP	H	R	ER	BB	SO	HR	NP
(2/16) Bradley	0.00	0-0-0	1/0	1.0	0	0	0	1	1	0	23
(2/21) vs. Coastal Car.	0.00	0-0-0	1/0	2.0	0	0	0	0	2	0	26
(2/25) Jacksonville State	0.00	0-0-0	1/0	1.2	0	1	0	0	3	0	34
(2/28) NDSU	0.00	1-0-0	1/0	3.0	2	0	0	0	3	0	32
(3/4) at Jacksonville State	0.00	1-0-0	1/0	2.2	1	0	0	2	2	0	44
(3/9) Presbyterian	1.69	0-0-0	1/0	0.1	2	2	2	1	0	0	12
(3/16) at Texas A&M	1.42	0-0-1	1/0	2.0	0	0	0	0	2	0	24
(3/18) So. Alabama	1.32	0-0-0	1/0	1.0	0	0	0	0	2	0	12
(3/22) Tennessee	1.76	0-0-0	1/0	1.2	2	1	1	1	1	1	33
(3/25) vs. No. Alabama	2.16	0-0-0	1/0	1.1	1	1	1	1	4	0	21
(3/29) Oklahoma	2.55	0-0-0	1/0	1.0	2	1	1	1	0	0	15
(3/30) Oklahoma	2.45	0-0-0	1/0	0.2	0	0	0	0	1	0	8
(4/5) at Auburn-2	2.74	0-0-0	1/0	4.2	4	2	2	0	6	0	19
TOTALS	2.74	2-0-0	13/0	23.0	14	8	7	7	27	1	--

2024 SEASON TOTALS

OPPONENT	ERA	W-L-S	G/GS	IP	H	R	ER	BB	SO	HR	NP
(2/16) Manhattan	0.00	0-0-0	1/0	2.1	0	0	0	1	1	0	34
(2/20) MTSU	0.00	0-0-1	1/0	2.0	1	0	0	0	3	0	24
(2/25) Valparaiso	0.00	0-0-0	1/0	2.0	3	0	0	0	1	0	36
(3/3) vs. DBU	0.00	0-0-0	1/0	0.2	1	0	0	0	0	0	6
(3/6) Troy	1.08	1-0-0	1/0	1.1	1	1	1	1	2	0	30
(3/10) Lipscomb	0.87	0-0-0	1/0	2.0	1	0	0	0	0	0	17
(3/17) Tennessee	0.68	0-0-0	1/0	3.0	1	0	0	1	2	0	27
(3/24) at Georgia	1.80	0-0-0	1/0	1.2	4	2	2	0	0	1	31
(3/29) South Carolina	1.69	0-0-0	1/0	1.0	0	0	0	2	2	0	24
(4/3) at Samford	1.59	0-0-0	1/0	1.0	0	0	0	0	0	0	14
(4/5) at Kentucky	1.83	0-0-0	1/0	2.2	1	1	1	3	2	1	59
(4/16) UAB	1.99	0-0-0	1/0	3.0	1	1	1	0	5	0	34
(4/23) Samford	1.90	0-0-0	1/0	1.0	4	0	0	0	3	0	12
(4/26) at Ole Miss	2.55	0-1-0	1/0	1.0	4	2	2	0	0	2	19
(5/5) at Miss. State	2.93	1-0-0	1/0	3.0	2	2	2	0	1	2	37
(5/7) at Troy	2.83	0-0-1	1/0	1.0	1	0	0	0	1	0	14
(5/12) LSU	2.73	0-0-1	1/0	1.0	0	0	0	0	1	0	8
(5/18) at Auburn	2.64	0-0-0	1/0	1.0	1	0	0	0	1	0	12
(5/21) vs. So. Carolina	2.56	0-0-0	1/0	1.0	1	0	0	0	2	0	16
(5/31) vs. UCF	2.73	0-0-0	1/0	1.1	1	1	1	2	2	0	29
TOTALS	2.73	2-1-3	20/0	33.0	24	10	10	10	29	6	--

2023 SEASON TOTALS

OPPONENT	ERA	W-L-S	G/GS	IP	H	R	ER	BB	SO	HR	NP
(2/21) Tenn. Tech	0.00	0-0-1	1/0	2.2	1	0	0	0	1	0	29
(2/25) High Point	0.00	0-0-1	1/0	2.1	2	0	0	1	2	0	33
(3/5) UIC	0.00	0-0-1	1/0	1.2	1	0	0	0	2	0	29
(3/11) Columbia-2	3.24	0-0-0	1/0	1.2	3	3	3	2	2	0	56
(3/21) UAB	2.89	0-0-0	1/0	1.0	0	0	0	0	1	0	14
(3/24) Kentucky	3.09	0-1-0	1/0	2.1	1	1	1	0	0	0	34
(4/2) at Arkansas	2.51	0-0-0	1/0	2.2	3	0	0	0	1	0	37
(4/6) Miss. State	5.40	0-0-0	1/0	0.2	4	5	5	1	1	2	26
(4/18) at UAB	4.86	0-0-0	1/0	1.2	0	0	0	3	3	0	38
(4/25) Samford	5.89	0-0-0	1/0	1.2	3	3	3	0	1	2	34
(4/30) at LSU	6.41	0-0-0	1/0	1.1	2	2	2	0	1	2	26
(5/4) Vanderbilt	6.10	0-0-0	1/0	1.0	0	0	0	0	1	0	17
(5/9) vs. Troy	5.82	0-0-0	1/0	1.0	0	0	0	0	0	0	12
(5/13) at Texas A&M	5.56	0-0-0	1/0	1.0	0	0	0	1	1	0	24
(5/19) Ole Miss-1	5.70	0-0-0	1/0	1.0	1	1	1	0	1	1	24
(5/26) vs. Vanderbilt	5.33	0-0-0	1/0	3.1	1	1	1	1	2	1	42
(6/11) vs. Wake Forest	5.53	0-0-0	1/0	0.2	2	1	1	0	2	1	13
TOTALS	5.53	0-1-3	17/0	27.2	24	17	17	9	22	9	--

2022 SEASON TOTALS

OPPONENT	ERA	W-L-S	G/GS	IP	H	R	ER	BB	SO	HR	NP
(2/22) Jacksonville St.	9.00	0-0-0	1/0	2.0	2	2	2	0	2	1	29
(3/1) UT Martin	13.50	0-0-0	1/0	0.0	2	1	1	0	0	1	5
(3/19) Florida	9.00	0-0-0	1/0	1.0	0	0	0	0	2	0	16
(4/5) Samford	6.23	1-0-0	1/0	1.1	1	1	0	0	1	0	30
(4/12) Belmont	5.06	0-0-1	1/0	1.0	1	0	0	0	2	0	17
(4/19) UAB	6.43	0-0-0	1/0	1.2	3	2	2	1	1	0	31
(4/22) Georgia	5.00	0-0-0	1/0	2.0	1	0	0	1	3	0	38
(4/30) at USC	6.75	0-0-0	1/0	1.2	2	3	3	2	1	0	38
(5/10) at JSU	8.49	0-0-0	1/0	1.0	3	3	3	1	3	0	28
(5/27) vs. Texas A&M	7.62	0-0-0	1/0	1.1	1	0	0	0	0	0	9
TOTALS	7.62	1-0-1	10/0	13.0	16	12	11	5	15	2	--

PITCHING GAME-BY-GAME AND CAREER STATS

#23 AIDAN MOZA, RHP - SR.

SEASON-HIGH IP: 2.1 vs. Ohio State (2/23)

CAREER-HIGH IP (at Alabama): 4.1 vs. Florida (5/24/23)

SEASON-HIGH K: 6 vs. Ohio State (2/23)

CAREER-HIGH K (at Alabama): 7 vs. Manhattan (2/18/24)

- A talented arm in the Alabama bullpen
- Recorded a season-high six strikeouts over 2.1 innings in the Tide's thrilling 12-10 win over Ohio State in Jacksonville on Feb. 23
- Made his season debut against Middle Tennessee on Feb. 18, striking out the side to stamp his 1.0 inning of work
- Worked as a starter and reliever, totaling 20 appearances (three starts) in 2024
- Finished 3-3 with one save and a 9.77 ERA (34 ER/31.1 IP)
- Struck out 40 compared to 19 walks
- Tied for third on Alabama in appearances and ranked fourth in strikeouts
- Picked up the win in his first career start at UA on Feb. 18 against Manhattan, allowing six runs (two earned) on five hits and two walks with seven strikeouts across 4.0 innings of work

2025 SEASON TOTALS

OPPONENT	ERA	W-L-S	G/GS	IP	H	R	ER	BB	SO	HR	NP
(2/18) Middle Tenn.	0.00	0-0-0	1/0	1.0	0	0	0	2	3	0	23
(2/23) vs. Ohio State	5.40	0-0-0	1/0	2.1	1	1	1	1	6	1	40
(2/28) NDSU	4.15	0-0-0	1/0	1.0	1	1	1	0	0	0	18
(3/9) Presbyterian	3.86	0-0-0	1/0	0.1	0	0	0	0	0	0	5
(3/11) at UAB	3.86	0-0-0	1/0	0.0	0	0	0	1	0	0	5
(3/22) Tennessee	10.12	0-0-0	1/0	0.2	3	4	4	1	0	0	17
TOTALS	10.12	0-0-0	6/0	5.1	5	6	6	5	9	1	--

2024 SEASON TOTALS

OPPONENT	ERA	W-L-S	G/GS	IP	H	R	ER	BB	SO	HR	NP
(2/18) Manhattan	4.50	1-0-0	1/1	4.0	5	6	2	2	7	0	67
(2/24) Valparaiso	4.50	1-0-0	1/1	4.0	3	3	2	2	4	1	62
(3/2) vs. Arizona	6.17	0-0-0	1/1	3.2	5	4	4	2	5	2	62
(3/12) at So. Miss	6.39	0-0-0	1/0	1.0	1	1	1	0	0	1	15
(3/15) Tennessee	8.56	0-0-0	1/0	1.0	4	4	4	1	2	1	36
(3/17) Tennessee	8.16	0-0-1	1/0	0.2	0	0	0	1	2	0	14
(3/23) at Georgia-1	9.98	0-1-0	1/0	1.0	3	4	4	2	2	1	34
(3/26) vs. Belmont	9.56	0-0-0	1/0	0.2	0	0	0	1	0	0	16
(3/29) South Carolina	9.17	0-0-0	1/0	1.2	1	2	1	4	3	0	49
(4/3) at Samford	9.31	0-0-0	1/0	1.2	2	2	2	0	4	0	34
(4/6) at Kentucky	10.18	0-0-0	1/0	1.0	3	3	3	0	0	1	20
(4/9) South Alabama	10.45	0-1-0	1/0	0.1	2	1	1	0	0	0	7
(4/19) Texas A&M-2	10.80	0-0-0	1/0	1.0	2	2	2	1	2	1	27
(4/23) Samford	10.32	0-0-0	1/0	1.0	0	0	0	0	2	0	12
(4/26) at Ole Miss	9.24	0-0-0	1/0	2.2	1	0	0	0	2	0	30
(5/7) at Troy	8.89	1-0-0	1/0	3.0	3	2	2	1	3	0	52
(5/11) LSU	9.30	0-0-0	1/0	1.2	3	3	3	0	1	0	31
(5/16) at Auburn	9.20	0-0-0	1/0	0.1	0	0	0	1	0	0	9
(5/17) at Auburn	9.10	0-0-0	1/0	0.1	0	0	0	0	1	0	4
(5/21) vs. So. Carolina	9.77	0-1-0	1/0	0.2	2	3	3	1	0	1	17
TOTALS	9.77	3-3-1	20/3	31.1	40	40	34	19	40	9	--

2023 SEASON TOTALS

OPPONENT	ERA	W-L-S	G/GS	IP	H	R	ER	BB	SO	HR	NP
(3/21) UAB	13.50	0-0-0	1/0	0.2	2	1	1	0	1	0	22
(3/28) vs. MTSU	5.40	0-0-0	1/0	1.0	0	0	0	1	0	0	9
(4/4) Troy	3.38	0-0-0	1/0	1.0	0	0	0	0	1	0	11
(4/8) Miss. State	8.10	0-1-0	1/0	0.2	2	2	2	0	0	1	14
(4/11) Southern Miss	6.23	0-0-0	1/0	1.0	0	0	0	1	1	0	20
(4/18) at UAB	6.35	0-0-0	1/0	1.1	3	2	1	1	2	0	30
(4/25) Samford	6.43	1-0-0	1/0	1.1	1	1	1	0	2	1	17
(4/28) at LSU	6.14	0-0-0	1/0	0.1	0	0	0	2	0	0	15
(5/5) Vanderbilt	5.62	0-0-0	1/0	0.2	0	0	0	0	0	0	7
(5/9) vs. Troy	4.35	1-0-0	1/0	2.1	1	0	0	1	3	0	36
(5/19) Ole Miss-2	3.29	1-0-0	1/0	3.1	2	0	0	0	3	0	31
(5/24) vs. Florida	3.00	0-0-0	1/0	4.1	2	2	1	2	4	0	59
(6/3) vs. Troy	3.43	0-0-0	1/0	3.0	4	2	2	1	4	0	57
(6/10) vs. Wake Forest	3.09	0-0-0	1/0	2.1	1	0	0	0	2	0	26
TOTALS	3.09	3-1-0	14/0	23.1	18	10	8	9	23	2	--

CAREER TOTALS (at Alabama)

YEAR	ERA	W-L	APP/GS	SV	IP	H	R	ER	BB	SO	B/AVG
2023	3.09	3-1	14/0	0	23.1	18	10	8	9	23	.217
2024	9.77	3-3	20/3	1	31.1	40	40	34	19	40	.313
2025	10.12	0-0	6/0	0	5.1	5	6	6	5	9	.250
TOTALS	7.20	6-4	40/3	0	60.0	63	56	48	33	72	.273
TOTALS (as SP)	6.17	2-0	3	--	11.2	13	13	8	6	16	---

SEC CAREER TOTALS (at Alabama)

YEAR	ERA	W-L	APP/GS	SV	IP	H	R	ER	BB	SO	B/AVG
2023	3.60	1-1	4/0	0	5.0	4	2	2	2	3	.235
2024	13.50	0-1	10/0	1	11.1	17	18	17	10	15	.340
2025	54.00	0-0	1/0	0	0.2	3	4	4	1	0	.600
TOTALS	12.18	1-2	15/0	1	17.0	24	24	23	13	18	.313

#24 TATE ROBERTSON, LHP - R-JR.

SEASON-HIGH IP: 3.0, 2x, last at Jacksonville State (3/4)

CAREER-HIGH IP (at Alabama): 3.0, 2x, last at Jacksonville State (3/4/25)

SEASON-HIGH K: 4 vs. Ohio State (2/23)

CAREER-HIGH K (at Alabama): 4 vs. Ohio State (2/23/25)

- Deployed in a variety of ways out of the Alabama bullpen
- Claimed the first victory of his Alabama career by tossing a career-high 3.0 scoreless innings with a career-best four strikeouts in the Tide's come-from-behind victory over Ohio State

2025 SEASON TOTALS

OPPONENT	ERA	W-L-S	G/GS	IP	H	R	ER	BB	SO	HR	NP
(2/15) Bradley	6.75	0-0-0	1/0	1.1	1	1	1	0	1	1	14
(2/18) Middle Tenn.	13.50	0-0-0	1/0	0.0	1	1	1	0	0	0	4
(2/23) vs. Ohio State	2.45	1-0-0	1/0	3.0	1	0	0	0	4	0	39
(3/1) NDSU	7.71	0-0-0	1/0	0.1	2	2	2	0	0	0	7
(3/4) at Jacksonville State	4.70	0-0-0	1/0	3.0	0	0	0	1	1	0	25
(3/11) at UAB	6.23	0-0-0	1/0	1.0	1	2	2	1	0	0	20
(3/18) So. Alabama	7.71	0-0-0	1/0	0.2	4	2	2	0	0	0	19
TOTALS	7.71	1-0-0	7/0	9.1	10	8	8	2	6	1	--

CAREER TOTALS (at Alabama)

YEAR	ERA	W-L	APP/GS	SV	IP	H	R	ER	BB	SO	B/AVG
2025	7.71	1-0	7/0	0	9.1	10	8	8	2	6	.278
TOTALS	7.71	1-0	7/0	0	9.1	10	8	8	2	6	.278

SEC CAREER TOTALS (at Alabama)

YEAR	ERA	W-L	APP/GS	SV	IP	H	R	ER	BB	SO	B/AVG
2025	--	--	--	--	--	--	--	--	--	--	--
TOTALS	--	--	--	--	--	--	--	--	--	--	--

#30 ANTHONY PESCI, RHP - FR.

SEASON-HIGH IP: 1.0, 2x, last vs. Alabama State (2/19/25)

CAREER-HIGH IP (at Alabama): 1.0, 2x, last vs. Alabama State (2/19/25)

SEASON-HIGH K: 1, 2x, last vs. Alabama State (2/19/25)

CAREER-HIGH K (at Alabama): 1, 2x, last vs. Alabama State (2/19/25)

- Tallied in a strikeout in a scoreless inning against Alabama State on Feb. 19
- Made his first collegiate appearance on Feb. 15, picking up a strikeout in a scoreless frame
- Attended Orchard Lake St. Mary's Prep in West Bloomfield Township, Mich.
- Rated as the No. 7 right-handed pitcher and No. 26 overall recruit in Michigan by Perfect Game USA
- Also listed as a top-500 recruit nationally by PG
- Prep Baseball Report's 14th-ranked right-handed pitcher and the No. 43 recruit in the state
- Helped St. Mary's to back-to-back state titles in 2021 and 2022, including a perfect 44-0 mark in 2022 to set the Michigan single season wins record

2025 SEASON TOTALS

OPPONENT	ERA	W-L-S	G/GS	IP	H	R	ER	BB	SO	HR	NP
(2/15) Bradley	0.00	0-0-0	1/0	1.0	0	0	0	0	1	0	13
(2/19) Alabama State	0.00	0-0-0	1/0	1.0	0	0	0	0	1	0	12
TOTALS	0.00	0-0-0	2/0	2.0	0	0	0	0	2	0	--

CAREER TOTALS (at Alabama)

YEAR	ERA	W-L	APP/GS	SV	IP	H	R	ER	BB	SO	B/AVG
2025	0.00	0-0	2/0	0	2.0	0	0	0	0	2	.000
TOTALS	0.00	0-0	2/0	0	2.0	0	0	0	0	2	.000

SEC CAREER TOTALS (at Alabama)

YEAR	ERA	W-L	APP/GS	SV	IP	H	R	ER	BB	SO	B/AVG
2025	--	--	--	--	--	--	--	--	--	--	--
TOTALS	--	--	--	--	--	--	--	--	--	--	--

PITCHING GAME-BY-GAME AND CAREER STATS

#33 ARISTON VEASEY, RHP/UTL - SO.

SEASON-HIGH IP: 1.0 at Jacksonville State (3/4)

CAREER-HIGH IP: 1.0 at Jacksonville State (3/4/25)

SEASON-HIGH K: 3 at Jacksonville State (3/4)

CAREER-HIGH K: 3 at Jacksonville State (3/4/25)

- A power right-hander with four career games on the mound for the Crimson Tide
- Struck out the side in his only inning to close Alabama's 11-1 win over Jacksonville State on March 4
- Made his Alabama debut against Samford on April 23, issuing two walks before exiting

2025 SEASON TOTALS

OPPONENT	ERA	W-L-S	G/GS	IP	H	R	ER	BB	SO	HR	NP
(2/14) Bradley	40.50	0-0-0	1/0	0.2	1	3	3	2	1	0	28
(3/4) at Jacksonville State	16.20	0-0-0	1/0	1.0	0	0	0	1	3	0	24
(4/4) at Auburn	11.57	0-0-0	1/0	0.2	0	0	0	1	1	0	19
TOTALS	11.57	0-0-0	3/0	2.1	1	3	3	4	5	0	--

2024 SEASON TOTALS

OPPONENT	ERA	W-L-S	G/GS	IP	H	R	ER	BB	SO	HR	NP
(4/23) Samford	0.00	0-0-0	1/0	0.0	0	0	0	2	0	0	11
TOTALS	0.00	0-0-0	1/0	0.0	0	0	0	2	0	0	--

CAREER TOTALS

YEAR	ERA	W-L	APP/GS	SV	IP	H	R	ER	BB	SO	B/AVG
2024	0.00	0-0	1/0	0	0.0	0	0	0	2	0	0
2025	11.57	0-0	3/0	0	2.1	1	3	3	4	5	.125
TOTALS	11.57	0-0	4/0	0	2.1	1	3	3	7	4	.125

SEC CAREER TOTALS

YEAR	ERA	W-L	APP/GS	SV	IP	H	R	ER	BB	SO	B/AVG
2024	--	--	--	--	--	--	--	--	--	--	--
2025	0.00	0-0	1/0	0	0.2	0	0	0	1	1	.000
TOTALS	0.00	0-0	1/0	0	0.2	0	0	0	1	1	.000

#36 HAGAN BANKS, RHP - JR.

SEASON-HIGH IP: 1.2, 3x, last vs. Presbyterian (3/8)

CAREER-HIGH IP: 4.0 at Arkansas (3/31/23)

SEASON-HIGH K: 2, 5x, last vs. Samford (4/1)

CAREER-HIGH K: 6 at Texas A&M (5/12/23)

- A dependable reliever for the Crimson Tide working his way back from injury
- Has allowed one earned run or fewer in seven of his appearances
- Recorded a season-long 1.2 innings on three occasions
- Tallied multiple strikeouts in five of his nine games
- Owns a .174 batting average on balls in play (BABIP)
- Faced the minimum against Auburn with a strikeout on April 5
- Picked up two strikeouts in a perfect inning against No. 1 Tennessee on March 22
- Notched two punchouts over 1.2 innings against then-No. 12 NC State on Feb. 22 in Jacksonville
- Made his first appearance since March 24 of last season on Feb. 15, managing two strikeouts in his 1.2 innings against Bradley
- Had season-ending surgery following his start at Georgia in 2024
- Went 0-1 with a 5.14 ERA (4 ER/7.0 IP) across four appearances (three starts)
- Struck out nine compared to three walks prior to his exit

2025 SEASON TOTALS

OPPONENT	ERA	W-L-S	G/GS	IP	H	R	ER	BB	SO	HR	NP
(2/15) Bradley	0.00	0-0-0	1/0	1.2	0	0	0	2	2	0	32
(2/22) vs. NC State	0.00	0-0-0	1/0	1.2	1	0	0	0	2	0	23
(3/1) NDSU	0.00	0-0-0	1/0	1.0	1	0	0	0	0	0	9
(3/8) Presbyterian	0.00	0-0-0	1/0	1.2	0	0	0	0	2	0	20
(3/15) at Texas A&M	1.23	0-0-0	1/0	1.1	0	1	1	3	1	0	31
(3/22) Tennessee	1.08	0-0-0	1/0	1.0	0	0	0	1	2	0	23
(3/29) Oklahoma	1.93	0-1-0	1/0	1.0	1	1	1	1	0	1	12
(4/1) Samford	1.74	0-0-0	1/0	1.0	0	0	0	0	2	0	18
(4/5) at Auburn-2	1.59	0-0-0	1/0	1.0	1	0	0	0	1	0	10
TOTALS	1.59	0-1-0	9/0	11.1	4	2	2	6	13	0	--

2024 SEASON TOTALS

OPPONENT	ERA	W-L-S	G/GS	IP	H	R	ER	BB	SO	HR	NP
(2/16) Manhattan	0.00	0-0-0	1/0	2.2	1	0	0	1	5	0	44
(3/10) Lipscomb	0.00	0-0-0	1/1	1.0	0	0	0	1	1	0	23
(3/17) Tennessee	3.18	0-0-0	1/1	2.0	3	2	2	1	2	0	39
(3/24) at Georgia	5.14	0-1-0	1/1	1.1	3	2	2	0	1	2	17
TOTALS	5.14	0-1-0	4/3	7.0	7	4	4	3	9	2	--

2023 SEASON TOTALS

OPPONENT	ERA	W-L-S	G/GS	IP	H	R	ER	BB	SO	HR	NP
(2/21) Tenn. Tech	0.00	0-0-0	1/0	1.1	2	2	0	1	1	0	25
(2/26) High Point	0.00	0-0-0	1/0	1.0	1	0	0	0	1	0	11
(3/3) UIC	0.00	0-0-0	1/0	2.0	1	0	0	0	4	0	24
(3/7) at Samford	0.00	0-0-0	1/0	2.0	0	0	0	0	2	0	20
(3/16) at Florida	0.00	0-0-0	1/1	3.1	1	0	0	0	2	0	57
(3/24) Kentucky	0.00	0-0-0	1/0	2.2	3	0	0	0	2	0	34
(3/31) at Arkansas	0.00	0-0-0	1/0	4.0	0	0	0	0	5	0	48
(4/6) Miss. State	0.92	0-0-0	1/0	3.1	3	2	2	1	1	1	47
(4/14) Auburn	2.11	0-0-0	1/0	1.2	2	4	3	1	2	1	42
(4/21) at Missouri	2.25	1-0-0	1/0	2.2	2	1	1	0	3	1	35
(4/28) at LSU	3.33	0-1-0	1/1	3.0	3	4	4	1	3	2	52
(5/5) Vanderbilt	3.07	0-0-0	1/0	2.1	1	0	0	0	3	0	35
(5/12) at Texas A&M	3.66	0-0-0	1/0	2.2	3	3	3	0	6	2	44
(5/19) Ole Miss-1	3.62	0-0-0	1/0	0.1	0	0	0	0	1	0	5
(5/25) vs. Auburn	3.51	0-0-0	1/0	1.0	0	0	0	1	1	0	15
(6/4) vs. Boston Coll.	3.48	0-0-0	1/0	0.1	0	0	0	2	0	0	16
TOTALS	3.48	1-1-0	16/2	33.2	22	16	13	7	37	7	--

2022 SEASON TOTALS

OPPONENT	ERA	W-L-S	G/GS	IP	H	R	ER	BB	SO	HR	NP
(2/23) Alabama State	0.00	0-0-0	1/1	2.0	0	0	0	1	2	0	35
(3/1) UT Martin	0.00	0-0-0	1/1	2.0	0	0	0	0	2	0	17
(3/9) North Alabama	1.59	0-0-0	1/0	1.2	1	1	1	1	1	0	31
(3/16) at So. Miss	3.68	0-1-0	1/0	1.2	1	2	2	1	0	0	27
(3/23) at UAB	2.89	0-0-0	1/0	2.0	0	0	0	0	1	0	19
(3/29) So. Alabama	3.48	0-0-0	1/0	1.0	1	1	1	1	1	0	21
(4/17) at Tennessee	3.27	0-0-0	1/0	0.2	0	0	0	0	1	0	8
(4/26) at Samford	3.75	0-0-0	1/0	1.0	1	1	1	1	2	1	27
TOTALS	3.75	0-1-0	8/2	12.0	4	5	5	5	10	1	--

CAREER TOTALS

YEAR	ERA	W-L	APP/GS	SV	IP	H	R	ER	BB	SO	B/AVG
2022	3.75	0-1	8/2	0	12.0	4	5	5	5	10	.103
2023	3.48	1-1	16/2	0	33.2	22	16	13	7	37	.180
2024	5.14	0-1	4/3	0	7.0	7	4	4	3	9	.269
2025	1.59	0-1	9/0	0	11.1	4	2	2	6	13	.139
TOTALS	3.38	1-4	37/7	0	64.0	38	27	24	22	69	.168
TOTALS (as SP)	4.91	0-2	7	--	14.2	10	8	8	4	13	---

SEC CAREER TOTALS

YEAR	ERA	W-L	APP/GS	SV	IP	H	R	ER	BB	SO	B/AVG
2022	0.00	0-0	1/0	0	0.2	0	0	0	0	1	.000
2023	4.50	1-1	10/2	0	26.0	18	14	13	3	28	.191
2024	10.80	0-1	2/2	0	3.1	6	4	4	1	3	.400
2025	4.15	0-1	4/0	0	4.1	2	2	2	4	5	.154
TOTALS	4.98	1-3	17/4	0	34.1	26	20	19	8	37	.211
TOTALS (as SP)	7.45	0-2	4	--	9.2	10	8	8	3	8	---

PITCHING GAME-BY-GAME AND CAREER STATS

#37 ANDRE MODUGNO, INF/RHP - FR.

SEASON-HIGH IP: N/A
 CAREER-HIGH IP: N/A
 SEASON-HIGH K: N/A
 CAREER-HIGH K: N/A

- Attended IMG Academy in Bradenton, Fla.
- Ranked as the top player in New Jersey's 2024 class, according to Perfect Game USA
- Was selected to participate in USA Baseball's 2023 Prospect Development Pipeline League as a starting pitcher
- Earned PG Showdown MVP in 2024 and was named as PG's Most Projectable Player in 2023
- Participated in the 2023 MLB High School All-Star Game

2025 SEASON TOTALS

OPPONENT	ERA	W-L-S	G/GS	IP	H	R	ER	BB	SO	HR	NP
(DATE) Opponent	--	--	--	--	--	--	--	--	--	--	--
TOTALS	--	--	--	--	--	--	--	--	--	--	--

CAREER TOTALS (at Alabama)

YEAR	ERA	W-L	APP/GS	SV	IP	H	R	ER	BB	SO	B/AVG
2025	--	--	--	--	--	--	--	--	--	--	--
TOTALS	--	--	--	--	--	--	--	--	--	--	--

SEC CAREER TOTALS (at Alabama)

YEAR	ERA	W-L	APP/GS	SV	IP	H	R	ER	BB	SO	B/AVG
2025	--	--	--	--	--	--	--	--	--	--	--
TOTALS	--	--	--	--	--	--	--	--	--	--	--

#38 ZACH KITTRELL, RHP - JR.

SEASON-HIGH IP: 2.0 vs. Alabama State (2/19)
 CAREER-HIGH IP (at Alabama): 2.0 vs. Alabama State (2/19/25)
 SEASON-HIGH K: 2, 2x, last vs. Alabama State (2/19)
 CAREER-HIGH K (at Alabama): 2, 2x, last vs. Alabama State (2/19/25)

- Used primarily as a reliever, though has made one midweek start
- Picked up his first Alabama win on Feb. 19 after tossing 2.0 scoreless innings against Alabama State
- Spent two seasons at Pensacola State College
- Appeared in 18 games (1 start) during his time in Pensacola, posting a 5.94 ERA (22 ER/33.1IP) and striking out 14.04 batters per nine innings
- Missed the 2024 season after undergoing Tommy John surgery in March

2025 SEASON TOTALS

OPPONENT	ERA	W-L-S	G/GS	IP	H	R	ER	BB	SO	HR	NP
(2/14) Bradley	0.00	0-0-0	1/0	1.0	0	0	0	1	2	0	15
(2/19) Alabama State	0.00	1-0-0	1/1	2.0	0	0	0	0	2	0	24
(2/25) Jacksonville State	6.75	0-0-0	1/0	1.0	2	3	3	1	1	0	36
(3/7) Presbyterian	5.79	0-0-0	1/0	0.2	0	0	0	1	1	0	15
(4/1) Samford	9.64	0-0-0	1/0	0.0	1	2	2	2	0	0	15
TOTALS	9.64	1-0-0	5/1	4.2	3	5	5	5	6	0	--

CAREER TOTALS (at Alabama)

YEAR	ERA	W-L	APP/GS	SV	IP	H	R	ER	BB	SO	B/AVG
2025	9.64	1-0	5/1	0	4.2	3	5	5	5	6	.176
TOTALS	9.64	1-0	5/1	0	4.2	3	5	5	5	6	.176
TOTALS (as SP)	0.00	1-0	1	0	2.0	0	0	0	0	2	---

SEC CAREER TOTALS (at Alabama)

YEAR	ERA	W-L	APP/GS	SV	IP	H	R	ER	BB	SO	B/AVG
2025	--	--	--	--	--	--	--	--	--	--	--
TOTALS	--	--	--	--	--	--	--	--	--	--	--

#41 CONNOR BALL, LHP - R-JR.

SEASON-HIGH IP: 1.0 vs. Oklahoma (3/29)
 CAREER-HIGH IP: 2.1, 2x, last vs. Kentucky (3/25/23)
 SEASON-HIGH K: 1, 3x, last vs. Coastal Carolina (2/21)
 CAREER-HIGH K: 2, 4x, last at LSU (4/28/23)

- A situational left-hander for the Crimson Tide
- Has not surrendered an earned run eight of his 10 appearances
- Tossed a season-high 1.0 inning on March 29, allowing just one hit in a scoreless appearance
- Did not see game in action in 2024
- Appeared in 11 games as a reliever, contributing 13.1 frames in 2023
- Went 1-1 with a 5.40 ERA (8 ER/13.1 IP) and 12 strikeouts compared to four walks
- Earned the win in his first appearance of the season on Feb. 25 against High Point, tossing 2.1 scoreless relief innings with one hit and a walk
- Appeared in two games in his first season at UA in 2022
- Combined for a 4.50 ERA (1 ER/2.0 IP) and one strikeout during his time on the mound
- Made his collegiate debut with 1.0 scoreless inning against Alabama State on Feb. 23

2025 SEASON TOTALS

OPPONENT	ERA	W-L-S	G/GS	IP	H	R	ER	BB	SO	HR	NP
(2/14) Bradley	0.00	0-0-0	1/0	0.2	0	0	0	0	1	0	7
(2/16) Bradley	0.00	0-0-0	1/0	0.2	1	0	0	0	1	0	7
(2/21) vs. Coastal Car.	0.00	0-0-0	1/0	0.2	0	0	0	0	1	0	10
(2/22) vs. NC State	0.00	0-0-0	1/0	0.0	0	0	0	0	1	0	5
(2/25) Jacksonville State	3.86	0-0-0	1/0	0.1	2	1	1	0	0	1	4
(3/7) Presbyterian	3.37	0-0-0	1/0	0.1	0	0	0	0	0	0	3
(3/11) at UAB	3.00	0-0-0	1/0	0.1	1	0	0	0	1	0	10
(3/21) Tennessee	2.70	0-0-0	1/0	0.1	1	0	0	0	1	0	8
(3/29) Oklahoma	2.08	0-0-0	1/0	1.0	1	0	0	0	0	0	12
(4/1) Samford	6.23	0-0-0	1/0	0.0	2	2	2	0	0	0	8
TOTALS	6.23	0-0-0	10/0	4.1	8	3	3	1	5	1	--

2023 SEASON TOTALS

OPPONENT	ERA	W-L-S	G/GS	IP	H	R	ER	BB	SO	HR	NP
(2/25) High Point	0.00	1-0-0	1/0	2.1	1	0	0	1	0	0	31
(3/5) UIC	3.38	0-0-0	1/0	0.1	3	1	1	0	0	0	18
(3/8) Alabama State	4.91	0-0-0	1/0	1.0	1	1	1	0	1	1	17
(3/10) Columbia	4.76	0-0-0	1/0	2.0	2	1	1	0	2	1	34
(3/25) Kentucky	3.38	0-0-0	1/0	2.1	1	0	0	0	1	0	30
(3/31) at Arkansas	3.00	0-0-0	1/0	1.0	1	0	0	0	2	0	20
(4/6) Miss. State	4.66	0-1-0	1/0	0.2	2	2	2	0	1	1	12
(4/14) Auburn	4.35	0-0-0	1/0	0.2	1	0	0	0	1	0	11
(4/25) Samford	5.73	0-0-0	1/0	0.2	1	2	2	1	2	0	23
(4/28) at LSU	5.54	0-0-0	1/0	2.0	2	1	1	2	2	0	45
(5/12) at Texas A&M	5.40	0-0-0	1/0	0.1	1	0	0	0	0	0	8
TOTALS	5.40	1-1-0	11/0	13.1	16	8	8	4	12	3	--

2022 SEASON TOTALS

OPPONENT	ERA	W-L-S	G/GS	IP	H	R	ER	BB	SO	HR	NP
(2/23) Alabama State	0.00	0-0-0	1/0	1.0	1	0	0	0	0	0	11
(3/2) Troy	4.50	0-0-0	1/0	1.0	3	1	1	0	1	0	18
TOTALS	4.50	0-0-0	2/0	2.0	4	1	1	0	1	0	--

CAREER TOTALS

YEAR	ERA	W-L	APP/GS	SV	IP	H	R	ER	BB	SO	B/AVG
2022	4.50	0-0	2/0	0	2.0	4	1	1	0	1	.444
2023	5.40	1-1	11/0	0	13.1	16	8	8	4	12	.296
2025	6.23	0-0	10/0	0	4.1	8	3	3	1	5	.381
TOTALS	5.49	1-1	23/0	0	19.2	28	12	12	5	18	.333

SEC CAREER TOTALS

YEAR	ERA	W-L	APP/GS	SV	IP	H	R	ER	BB	SO	B/AVG
2022	--	--	--	--	--	--	--	--	--	--	--
2023	3.86	0-1	6/0	0	7.0	8	3	3	2	7	.276
2025	0.00	0-0	2/0	0	1.1	2	0	0	0	1	.333
TOTALS	3.24	0-1	8/0	0	8.1	10	3	3	2	9	.286

PITCHING GAME-BY-GAME AND CAREER STATS

#43 JACK KETCHUM, RHP - FR.

SEASON-HIGH IP: 1.0 vs. Alabama State (2/19)

CAREER-HIGH IP: 1.0 vs. Alabama State (2/19/25)

SEASON-HIGH K: 3 vs. Alabama State (2/19)

CAREER-HIGH K: 3 vs. Alabama State (2/19/25)

- Picked up one out in Alabama's 4-3, walkoff win over North Alabama on March 25
- Made his collegiate debut against Alabama State on Feb. 19
- Attended Heritage Academy in Columbus, Miss.
- Owned a 13-6 record with one save and a 3.43 ERA (68 ER/138.2 IP) across his four seasons of high school ball
- Selected as MAIS District I Player of the Year following his senior season
- Produced a 2.58 ERA (15 ER/40.2 IP) on the mound with 72 strikeouts as a senior

2025 SEASON TOTALS

OPPONENT	ERA	W-L-S	G/GS	IP	H	R	ER	BB	SO	HR	NP
(2/19) Alabama State	9.00	0-0-0	1/0	1.0	2	1	1	1	3	0	24
(3/25) vs. No. Alabama	5.40	0-0-0	1/0	0.1	0	0	0	0	0	0	4
(4/1) Samford	27.00	0-0-0	1/0	0.0	2	4	4	1	0	1	11
TOTALS	27.00	0-0-0	3/0	1.1	4	5	5	2	3	1	--

CAREER TOTALS (at Alabama)

YEAR	ERA	W-L	APP/GS	SV	IP	H	R	ER	BB	SO	B/AVG
2025	27.00	0-0	4/0	0	1.2	4	5	5	2	3	.444
TOTALS	27.00	0-0	4/0	0	1.2	4	5	5	2	3	.444

SEC CAREER TOTALS (at Alabama)

YEAR	ERA	W-L	APP/GS	SV	IP	H	R	ER	BB	SO	B/AVG
2025	--	--	--	--	--	--	--	--	--	--	--
TOTALS	--	--	--	--	--	--	--	--	--	--	--

#44 PACKY BRADLEY-COONEY, RHP - SR.

SEASON-HIGH IP: 1.0 vs. Jacksonville State (2/25)

CAREER-HIGH IP (at Alabama): 1.0 vs. Jacksonville State (2/25)

SEASON-HIGH K: 2 vs. North Dakota State (3/1)

CAREER-HIGH K (at Alabama): 2 vs. North Dakota State (3/1)

- Recorded a season-best two strikeouts against North Dakota State on March 1
- Tallied a season-high 1.0 inning against Jacksonville State on Feb. 25, adding a strikeout
- Struck out the lone batter in his Alabama debut on Feb. 16 against Bradley
- Spent one season at Campbell University after playing at CCBC Essex for two years
- Made 25 appearances out of the Camels' bullpen, posting a 2-0 record with six saves
- Recorded 53 strikeouts in 39.0 innings while holding opponents to a .193 batting average

2025 SEASON TOTALS

OPPONENT	ERA	W-L-S	G/GS	IP	H	R	ER	BB	SO	HR	NP
(2/16) Bradley	0.00	0-0-0	1/0	0.1	0	0	0	0	1	0	4
(2/21) vs. Coastal Car.	13.50	0-0-0	1/0	0.1	1	1	1	1	0	0	14
(2/25) Jacksonville State	5.40	0-0-0	1/0	1.0	0	0	0	1	1	0	14
(3/1) NDSU	11.57	0-0-0	1/0	0.2	1	2	2	2	2	0	23
(3/21) Tennessee	9.00	0-0-0	1/0	0.2	0	0	0	2	1	0	15
(4/4) at Auburn	10.80	0-0-0	1/0	0.1	1	1	1	1	0	0	19
TOTALS	10.80	0-0-0	6/0	3.1	3	4	4	6	5	0	--

CAREER TOTALS (at Alabama)

YEAR	ERA	W-L	APP/GS	SV	IP	H	R	ER	BB	SO	B/AVG
2025	10.80	0-0	6/0	0	3.1	3	4	4	6	5	.250
TOTALS	10.80	0-0	6/0	0	3.1	3	4	4	6	5	.250

SEC CAREER TOTALS (at Alabama)

YEAR	ERA	W-L	APP/GS	SV	IP	H	R	ER	BB	SO	B/AVG
2025	9.00	0-0	2/0	0	1.0	1	1	1	3	1	.250
TOTALS	9.00	0-0	2/0	0	1.0	1	1	1	3	1	.250

#48 BOBBY ALCOCK, RHP - R-SR.

SEASON-HIGH IP: 7.0, 2x, last at Texas A&M (3/16)

CAREER-HIGH IP (at Alabama): 7.0, 2x, last at Texas A&M (3/16/25)

SEASON-HIGH K: 8 at Texas A&M (3/16)

CAREER-HIGH K (at Alabama): 8 at Texas A&M (3/16/25)

- The Sunday starter early on for the Crimson Tide in 2025
- Gave the Tide a quality start against No. 10 Oklahoma on March 29, allowing four runs over 6.0 innings to go with five hits and five strikeouts
- Named the SEC Pitcher of the Week following his 7.0-inning, 8-strikeout performance at then-No. 19 Texas A&M on March 16 to help the Tide secure the series sweep of the Aggies
- His eight strikeouts against Texas A&M marked a new career-high
- Punched out seven batters in 4.0 innings of work against North Dakota State on March 2
- Tossed 3.1 innings without allowing an earned run in his Alabama debut on February 16 against Bradley

2025 SEASON TOTALS

OPPONENT	ERA	W-L-S	G/GS	IP	H	R	ER	BB	SO	HR	NP
(2/16) Bradley	0.00	1-0-0	1/1	3.1	3	1	0	0	3	0	60
(2/23) vs. Ohio State	5.79	0-0-0	1/1	3.0	2	3	3	1	3	1	56
(3/2) NDSU	4.35	1-0-0	1/1	4.0	4	2	2	1	7	1	76
(3/9) Presbyterian	5.54	0-0-0	1/1	2.2	3	5	3	1	4	0	71
(3/16) at Texas A&M	3.60	1-0-0	1/1	7.0	4	0	0	2	8	0	95
(3/22) Tennessee	4.43	0-1-0	1/1	2.1	5	3	3	2	2	2	68
(3/29) Oklahoma	4.76	0-0-0	1/1	6.0	5	4	4	4	5	1	96
(4/5) at Auburn-2	5.97	0-1-0	1/1	0.1	4	4	4	0	0	0	19
TOTALS	5.97	3-2-0	8/8	28.2	30	22	19	11	32	5	--

CAREER TOTALS (at Alabama)

YEAR	ERA	W-L	APP/GS	SV	IP	H	R	ER	BB	SO	B/AVG
2025	5.97	3-2	8/8	0	28.2	30	22	19	11	32	.270
TOTALS	5.97	3-2	8/8	0	28.2	30	22	19	11	32	.270

SEC CAREER TOTALS (at Alabama)

YEAR	ERA	W-L	APP/GS	SV	IP	H	R	ER	BB	SO	B/AVG
2025	6.32	1-2	4/4	0	15.2	18	11	11	8	15	.305
TOTALS	6.32	1-2	4/4	0	15.2	18	11	11	8	15	.305

PITCHING GAME-BY-GAME AND CAREER STATS

#50 CONNOR LEHMAN, LHP - FR.

SEASON-HIGH IP: 1.1 vs. Samford (4/1)
CAREER-HIGH IP: 1.1 vs. Samford (4/1/25)
SEASON-HIGH K: 2 vs. Samford (4/1)
CAREER-HIGH K: 2 vs. Samford (4/1/25)

- An impressive lefty for the Crimson Tide
- Tossed 1.1 scoreless innings in his collegiate debut on April 1, striking out two
- Attended Stewart County High School in Dover, Tenn.
- Tennessee's top-ranked left-handed pitcher and the No. 16 overall recruit by Perfect Game USA
- Earned all-district and District Pitcher of the Year honors his final three seasons at Stewart County HS
- Played for Team Tennessee in the Geico National High School Championship following his junior season

2025 SEASON TOTALS

OPPONENT	ERA	W-L-S	G/GS	IP	H	R	ER	BB	SO	HR	NP
(4/1) Samford	0.00	0-0-0	1/0	1.1	0	0	0	0	2	0	38
(4/8) So. Miss.	9.00	0-0-0	1/0	0.2	3	2	2	0	1	0	20
TOTALS	9.00	0-0-0	2/0	2.0	3	2	2	0	3	0	--

CAREER TOTALS (at Alabama)

YEAR	ERA	W-L	APP/GS	SV	IP	H	R	ER	BB	SO	B/AVG
2025	9.00	0-0	2/0	0	2.0	3	2	2	0	3	.333
TOTALS	9.00	0-0	2/0	0	2.0	3	2	2	0	3	.333

SEC CAREER TOTALS (at Alabama)

YEAR	ERA	W-L	APP/GS	SV	IP	H	R	ER	BB	SO	B/AVG
2025	--	--	--	--	--	--	--	--	--	--	--
TOTALS	--	--	--	--	--	--	--	--	--	--	--

#99 AUSTIN MORRIS, RHP - R-SO.

SEASON-HIGH IP: 2.1 vs. Southern Miss (4/8)
CAREER-HIGH IP: 3.0, 3x, last vs. LSU (5/10/24)
SEASON-HIGH K: 4 vs. Tennessee (3/21)
CAREER-HIGH K: 4, 2x, last vs. Tennessee (3/21/25)

- A big right-hander with power stuff in the Tide bullpen
- Has not allowed an earned run in his last six appearances, spanning 8.2 innings
- Produced at least one strikeout in seven of his nine games
- Provided important relief innings, going 2.1 scoreless frames against No. 23 Southern Miss on April 8
- Handed the win after picking up the final two outs of the eighth against then-No. 16 Auburn on April 5
- Notched a season-best four strikeouts against top-ranked Tennessee on March 21
- Picked up a strikeout in a scoreless inning against South Alabama on March 18, earning the win
- Matched his season-high on March 2 with 2.0 scoreless innings against North Dakota State
- Went for 2.0 clean frames against Alabama State on Feb. 19
- Earned more playing time as the season wore on, appearing in 14 total games out of the bullpen in 2024
- Finished with a 2-0 record and a 4.74 ERA (13 ER/24.2 IP) in his first season of action
- Struck out 21 compared to nine walks
- Secured his first career win with 3.0 scoreless relief innings that included one hit and four strikeouts against Middle Tennessee on Feb. 20
- Made his Crimson Tide debut against Manhattan on Feb. 17, tossing 1.0 scoreless inning

2025 SEASON TOTALS

OPPONENT	ERA	W-L-S	G/GS	IP	H	R	ER	BB	SO	HR	NP
(2/16) Bradley	10.80	0-0-0	1/0	1.2	3	2	2	1	2	0	36
(2/19) Alabama State	4.91	0-0-0	1/0	2.0	0	0	0	1	1	0	20
(2/23) vs. Ohio State	16.62	0-0-0	1/0	0.1	1	3	3	2	0	0	18
(3/2) NDSU	7.50	0-0-0	1/0	2.0	0	1	0	0	1	0	21
(3/9) Presbyterian	6.75	0-0-0	1/0	0.2	1	0	0	1	1	0	15
(3/18) So. Alabama	5.87	1-0-0	1/0	1.0	0	0	0	0	1	0	9
(3/21) Tennessee	4.66	0-0-0	1/0	2.0	0	0	0	0	4	0	24
(4/5) at Auburn-2	4.35	1-0-0	1/0	0.2	0	0	0	0	0	0	5
(4/8) So. Miss.	4.00	0-0-0	1/0	2.1	3	0	0	1	1	0	32
TOTALS	4.00	2-0-0	9/0	12.2	8	6	5	6	11	0	--

2024 SEASON TOTALS

OPPONENT	ERA	W-L-S	G/GS	IP	H	R	ER	BB	SO	HR	NP
(2/17) Manhattan	0.00	0-0-0	1/0	1.0	0	0	0	0	0	0	7
(2/20) MTSU	0.00	1-0-0	1/0	3.0	1	0	0	0	4	0	34
(2/25) Valparaiso	0.00	0-0-0	1/0	1.0	0	0	0	0	3	2	27
(3/6) Troy	3.38	0-0-0	1/0	0.1	3	2	2	0	0	0	23
(3/12) at So. Miss	2.57	0-0-0	1/0	1.2	1	0	0	1	2	0	24
(3/19) at Alabama State	5.79	0-0-0	1/0	2.1	3	4	4	1	2	0	38
(3/26) vs. Belmont	5.23	0-0-0	1/0	1.0	1	0	0	2	2	0	24
(4/16) UAB	4.38	0-0-0	1/0	2.0	2	0	0	0	1	0	28
(4/23) Samford	4.11	1-0-0	1/0	3.0	5	1	1	0	2	0	39
(5/4) at Miss. State	4.67	0-0-0	1/0	2.0	2	2	2	1	0	1	24
(5/7) at Troy	4.91	0-0-0	1/0	1.0	2	1	1	0	0	0	12
(5/10) LSU	5.06	0-0-0	1/0	3.0	3	2	2	1	2	1	48
(5/16) at Auburn	5.01	0-0-0	1/0	2.0	4	1	1	0	2	1	39
(6/1) vs. Stetson	4.74	0-0-0	1/0	1.1	0	0	0	0	2	0	15
TOTALS	4.74	2-0-0	14/0	24.2	27	13	13	9	21	3	--

CAREER TOTALS

YEAR	ERA	W-L	APP/GS	SV	IP	H	R	ER	BB	SO	B/AVG
2024	4.74	2-0	14/0	0	24.2	27	13	13	9	21	.290
2025	3.55	2-0	9/0	0	12.2	8	6	5	6	11	.186
TOTALS	4.34	4-0	23/0	0	37.1	35	19	18	15	32	.252

SEC CAREER TOTALS

YEAR	ERA	W-L	APP/GS	SV	IP	H	R	ER	BB	SO	B/AVG
2024	6.43	0-0	3/0	0	7.0	9	5	5	2	4	.346
2025	0.00	0-0	2/0	0	2.2	0	0	0	0	4	.000
TOTALS	4.66	0-0	5/0	0	9.2	9	5	5	2	8	.265

2025 PLAYER BIOS

#1 JUSTIN LEBRON, INF - SO.

LAST 5 GAMES: 5 G/5 GS, .318 (7-22), 2B, HR, 4 R, 4 RBI, BB
LAST 10 GAMES: 10 G/10 GS, .310 (13-42), 3 2B, 2 HR, 8 R, 7 RBI, 3 BB, 2 HBP, 1-1 SB
CURRENT STREAK: N/A

- An electrifying player with all five tools
- Second among all Division I players with 56 RBI
- His 14 home runs are tied for the third-most among all Division I players and the third-most in the SEC,
- His 101 total bases are tied for eighth-most in the country and lead all SEC players.
- Remained the second-rated shortstop by D1Baseball.com following the outlet's week six update
- Slugged a go-ahead two-run home run in the Tide's 6-5 win over then-No. 16 Auburn on April 5
- Lined a walkoff single down the left field line to secure the Tide's 4-3 win over North Alabama at Toyota Field on March 25
- Hit two home runs as part of Alabama's 13-run second inning against Jacksonville State on Feb. 25, becoming the first UA player to hit two long-balls in the same inning since T.J. Reeves did so against Samford on April 9, 2019
- Recorded the second multi-homer game of his career with his two three-run blasts against Ohio State on Feb. 23
- Earned Tournament MVP accolades following the 2025 Jax College Baseball Classic
- Named a First Team Preseason All-American by the NCBWA
- Awarded Preseason First Team All-SEC honors from the league's coaches to begin his sophomore season
- Named a Preseason All-SEC selection by Perfect Game USA heading into the 2025 season
- Ranked as the No. 2 shortstop by D1Baseball.com entering 2025
- Selected to the Golden Spikes Award Watch List prior to the 2025 campaign
- Invited to the 2024 USA Baseball Collegiate National Training Camp
- Started all 57 games during his first season in Tuscaloosa with 56 at shortstop and one in center
- Garnered freshman first team All-America recognition from D1Baseball.com
- Named to the NCBWA's Freshman All-America First Team
- Also garnered Freshman All-America First Team accolades from Perfect Game USA
- Selected as a first team All-Southeast Region honoree by the ABCA/Rawlings
- Earned First Team All-SEC and Freshman All-SEC Team honors
- Also named to the SEC All-Defensive Team by the conference coaches
- Selected to Perfect Game's Midseason Freshman All-America First Team
- Posted a .338 (73-216) average with nine doubles and 12 home runs in 2024
- Added 37 RBI, 50 runs, 20 walks, 16 hit-by-pitch and seven stolen bases in as many chances

CAREER TOTALS

YEAR	GP-GS	AVG	AB	R	H	2B	3B	HR	RBI	BB	SO	SB-A
2024	57-57	.338	216	50	73	9	0	12	37	20	53	7-7
2025	34-34	.343	137	39	47	10	1	14	56	19	31	8-9
TOTALS	91-91	.340	353	89	120	19	1	26	93	39	84	15-16

CAREER SEC TOTALS

YEAR	GP-GS	AVG	AB	R	H	2B	3B	HR	RBI	BB	SO	SB-A
2024	30-30	.342	120	21	41	4	0	5	14	7	29	1-1
2025	12-12	.286	49	10	14	4	0	3	11	5	14	3-3
TOTALS	42-42	.325	169	31	55	8	0	8	25	12	43	4-4

2025 SEASON HIGHS

Hits	3	7x, last vs. Southern Miss (4/8)	4									vs. UCF (5/31/24)
Doubles	2											vs. Bradley (2/14/25)
Triples	1											at Jax State (3/4/25)
Home Runs	2	2x, last vs. Jax State (2/25)	2									3x, last vs. Jax State (2/25)
RBI	6											vs. Ohio State (2/23/25)
Runs	4											vs. Jax State (2/25/25)
Walks	3											2x, last vs. Presbyterian (3/9/25)
Stolen Bases	2	2x, last vs. Tennessee (3/21)	2									2x, last vs. Tennessee (3/21/25)

CAREER HIGHS

#3 KADE SNELL, OF - R-SR.

LAST 5 GAMES: 4 G/4 GS, .200 (3-15), R, 2 RBI, 2 BB
LAST 10 GAMES: 9 G/9 GS, .333 (11-33), 2 2B, 4 R, 7 RBI, 4 BB, HBP
CURRENT STREAK: N/A

- Alabama's team captain who wears the No. 3 to represent the three pillars of head coach Rob Vaughn's program - ownership, toughness and grit
- Leads Alabama in batting average, hits and on-base percentage
- His 16 multi-hit games also leads all Tide players
- His .393 average ranks fourth among all hitters in the SEC
- Has struck out in just 5.4 percent of his plate appearances, the lowest mark among SEC hitters
- Produced an RBI single to add late insurance in the Tide's 10-6 win over No. 23 Southern Miss on April 8
- Managed an eight-game hitting streak from March 16-29, recording seven consecutive multi-hit games during the streak, going 17-for-32 (.531) with four doubles, two home runs, nine RBI and four runs scored in that span
- Provided walkoff solo home run against South Alabama on March 18 to defeat Jaguars 6-5 in extra-innings
- Was 4-for-9 (.444) with two doubles, two home runs, three walks and three RBI in three starts at Texas A&M, helping the Tide to a sweep of the Aggies
- Finished a season-best 4-for-5 with a homer and two RBI against North Dakota State on Feb. 28
- Named to the Jax College Baseball Classic All-Tournament Team as an outfielder, finishing with five hits, including a double, four RBI, three walks and a run scored in three games
- Played in 40 games with 36 starts, settling into the Tide's primary designated hitter role midway through the season
- Put together a .324 (48-148) average with nine doubles and six home runs
- Added 30 RBI, 23 runs scored, 15 walks and two hit-by-pitch
- Batted .343 in SEC action to rank second on Alabama and 10th in the conference
- Totaled eight doubles in conference play to lead UA and tie for 14th among league bats
- Made his Alabama debut on Feb. 23 against Valparaiso, entering as a pinch-hitter
- Got aboard in 17 straight games from April 13-May 12
- Put together a season-long 13-game hitting streak from April 19-May 12, batting .375 (21-56) with three doubles, a homer, 11 RBI, 11 runs, two walks and a hit-by-pitch

CAREER TOTALS (at Alabama)

YEAR	GP-GS	AVG	AB	R	H	2B	3B	HR	RBI	BB	SO	SB-A
2024	40-36	.324	148	23	48	9	0	6	30	15	18	0-0
2025	33-33	.393	122	27	48	8	0	5	26	19	8	0-1
TOTALS	73-69	.356	270	50	96	17	0	11	56	34	26	0-1

CAREER SEC TOTALS (at Alabama)

YEAR	GP-GS	AVG	AB	R	H	2B	3B	HR	RBI	BB	SO	SB-A
2024	26-24	.343	102	18	35	8	0	4	17	7	14	0-0
2025	12-12	.372	43	7	16	3	0	2	8	6	2	0-0
TOTALS	38-36	.352	145	25	51	11	0	6	25	13	16	0-0

2025 SEASON HIGHS

Hits	4	vs. North Dakota St. (2/28)	5									vs. Texas A&M (4/20/24)
Doubles	2											2x, last at Texas A&M (3/16/25)
Triples	N/A											
Home Runs	1	5x, last vs. South Alabama (3/18)	1									11x, last last vs. South Alabama (3/18/25)
RBI	2											3x, last vs. UCF (5/31/24)
Runs	2	6x, last at Texas A&M (3/16)	3									vs. Texas A&M (4/20/24)
Walks	3											3x, last vs. Coastal Carolina (2/22/25)
Stolen Bases	N/A											

CAREER HIGHS (at Alabama)

2025 PLAYER BIOS

#5 RICHIE BONOMOLO JR., OF - JR.

LAST 5 GAMES: 5 G/5 GS, .421 (8-19), 3 2B, 3B, 2 HR, 8 R, 7 RBI, 3 BB, HBP, 1-1 SB**LAST 10 GAMES:** 10 G/10 GS, .297 (11-37), 4 2B, 3B, 3 HR, 12 R, 9 RBI, 4 BB, HBP, 2-2 SB**CURRENT STREAK:** 7 G on-base streak (dates back to March 29)

- The Crimson Tide's everyday center fielder
- Has reached base in 32 of 34 games so far this season
- Found his way on base in each of his first 21 games
- Owns the team lead in doubles and stolen bases is tied for the top mark in walks
- Finished 2-for-4 with a two-run home run and a walk in Alabama's 10-6 win over No. 23 Southern Miss on April 8
- Tallied a season-best three hits on three separate occasions
- Was 2-for-4 with a double and a triple in the Tide's 6-5 win at then-No. 16 Auburn on April 5
- Tallied a season-best five RBI against Samford on April 1
- Managed multiple hits in five consecutive games from Feb. 25 - March 4
- Produced four RBI against Alabama State on Feb. 19
- Played two seasons at Wabash Valley College in Mount Carmel, Ill.
- Earned Second Team All-America honors from Prep Baseball Report following his standout freshman campaign
- Helped Wabash Valley advance to its fourth consecutive JUCO World Series in 2023 where the Warriors finished as runners-up
- Played in 65 games as a freshman, batting .449 with 19 doubles, three triples and seven home runs
- Paced the Great Rivers Athletic Conference in stolen bases while finishing second in hits and runs, and ranking third in the league for batting average and RBI

CAREER TOTALS (at Alabama)

YEAR	GP-GS	AVG	AB	R	H	2B	3B	HR	RBI	BB	SO	SB-A
2025	34-34	.330	115	39	38	11	1	4	25	25	20	12-13
TOTALS	34-34	.330	115	39	38	11	1	4	25	25	20	12-13

CAREER SEC TOTALS (at Alabama)

YEAR	GP-GS	AVG	AB	R	H	2B	3B	HR	RBI	BB	SO	SB-A
2025	12-12	.250	44	9	11	4	1	1	4	3	9	2-3
TOTALS	12-12	.250	44	9	11	4	1	1	4	3	9	2-3

2025 SEASON HIGHS

Hits	3		3x, last at Jax State (3/4)	3		3x, last at Jax State (3/4/25)						
Doubles	2	2x, last vs. North Dakota St. (3/2)	2		2x, last vs. North Dakota St. (3/2/25)							
Triples	1	at Auburn - GM1 (4/5)	1		at Auburn - GM1 (4/5/25)							
Home Runs	1	4x, last vs. Southern Miss (4/8)	1		4x, last vs. Southern Miss (4/8/25)							
RBI	5	vs. Samford (4/1)	5		vs. Samford (4/1/25)							
Runs	3	3x, last vs. Samford (4/1)	3		3x, last vs. Samford (4/1/25)							
Walks	3	vs. Bradley (2/15)	3		vs. Bradley (2/15/25)							
Stolen Bases	2	2x, last vs. Tennessee (3/21)	2		2x, last vs. Tennessee (3/21/25)							

CAREER HIGHS (at Alabama)

Hits	3		3x, last at Jax State (3/4)	3		3x, last at Jax State (3/4/25)						
Doubles	2	2x, last vs. North Dakota St. (3/2)	2		2x, last vs. North Dakota St. (3/2/25)							
Triples	1	at Auburn - GM1 (4/5)	1		at Auburn - GM1 (4/5/25)							
Home Runs	1	4x, last vs. Southern Miss (4/8)	1		4x, last vs. Southern Miss (4/8/25)							
RBI	5	vs. Samford (4/1)	5		vs. Samford (4/1/25)							
Runs	3	3x, last vs. Samford (4/1)	3		3x, last vs. Samford (4/1/25)							
Walks	3	vs. Bradley (2/15)	3		vs. Bradley (2/15/25)							
Stolen Bases	2	2x, last vs. Tennessee (3/21)	2		2x, last vs. Tennessee (3/21/25)							

#9 BRYCE FOWLER, OF - R-JR.

LAST 5 GAMES: 5 G/5 GS, .333 (5-15), 2B, 2 R, 4 RBI, 2 BB, 2 HBP, 1-1 SB**LAST 10 GAMES:** 10 G/10 GS, .323 (10-31), 3 2B, 6 R, 4 RBI, 6 BB, 3 HBP, 2-2 SB**CURRENT STREAK:** 9 G on-base streak (dates back to March 25)

- Alabama's everyday right fielder
- Reached base in each of the last nine games
- Recorded a base hit in 11 consecutive games to open the 2025 season
- Second among Alabama players with 10 stolen bases
- Tied for the team lead in walks and is second in RBI
- Contributed to two double plays with three outfield assists from right field
- Knocked two doubles in a 2-for-3 day on March 30 to secure the series win of No. 10 Oklahoma
- Slugged home runs in consecutive games from March 11-14
- Two of his four home runs have resulted in grand slams
- Launched a grand slam in a 2-for-5 effort with five RBI against Jacksonville State on Feb. 25
- Produced six RBI, highlighted by a grand slam, on Feb. 19 against Alabama State
- Comes to the Capstone from Pearl River C.C. in Poplarville, Miss.
- Led the team in batting with his .419 average and 1.181 OPS during his lone season with the Wildcats
- Tallied 88 hits which were the second most in a season in program history
- Added 14 doubles, 11 homers and four triples
- Named First Team All-MACCC, All-Region 23 and NJCAA Second Team All-America
- Spent two seasons at the University of Southern Mississippi before transferring to Pearl River

CAREER TOTALS (at Alabama)

YEAR	GP-GS	AVG	AB	R	H	2B	3B	HR	RBI	BB	SO	SB-A
2025	34-34	.275	131	28	36	5	0	4	33	25	20	11-13
TOTALS	34-34	.275	131	28	36	5	0	4	33	25	20	11-13

CAREER SEC TOTALS (at Alabama)

YEAR	GP-GS	AVG	AB	R	H	2B	3B	HR	RBI	BB	SO	SB-A
2025	12-12	.222	45	7	10	2	0	1	5	4	7	0-1
TOTALS	12-12	.222	45	7	10	2	0	1	5	4	7	0-1

2025 SEASON HIGHS (at Alabama)

Hits	3	4x, last vs. Oklahoma (3/29)	3		4x, last vs. Oklahoma (3/29/25)							
Doubles	2	vs. Oklahoma (3/30)	2		vs. Oklahoma (3/30/25)							
Triples	N/A		N/A									
Home Runs	1	4x, last at Texas A&M (3/14)	1		4x, last at Texas A&M (3/14/25)							
RBI	6	vs. Alabama St. (2/19)	6		vs. Alabama St. (2/19/25)							
Runs	3	vs. Presbyterian (3/8)	3		vs. Presbyterian (3/8/25)							
Walks	2	4x, last vs. North Dakota St. (3/2)	2		4x, last vs. North Dakota St. (3/2/25)							
Stolen Bases	2	2x, last at UAB (3/11)	2		2x, last at UAB (3/11/25)							

CAREER HIGHS (at Alabama)

Hits	3	4x, last vs. Oklahoma (3/29)	3		4x, last vs. Oklahoma (3/29/25)							
Doubles	2	vs. Oklahoma (3/30)	2		vs. Oklahoma (3/30/25)							
Triples	N/A		N/A									
Home Runs	1	4x, last at Texas A&M (3/14)	1		4x, last at Texas A&M (3/14/25)							
RBI	6	vs. Alabama St. (2/19)	6		vs. Alabama St. (2/19/25)							
Runs	3	vs. Presbyterian (3/8)	3		vs. Presbyterian (3/8/25)							
Walks	2	4x, last vs. North Dakota St. (3/2)	2		4x, last vs. North Dakota St. (3/2/25)							
Stolen Bases	2	2x, last at UAB (3/11)	2		2x, last at UAB (3/11/25)							

#10 BRADY NEAL, C - JR.

LAST 5 GAMES: 4 G/4 GS, .188 (3-16), 3 2B, 4 R, 4 RBI, BB**LAST 10 GAMES:** 6 G/6 GS, .227 (5-22), 3 2B, 5 R, 4 RBI, BB**CURRENT STREAK:** N/A

- Splitting time behind the dish for the Crimson Tide
- Has thrown out 5of-10 (.444) of attempted base-stealers this season
- Owns a team-high 20.5 percent walk rate
- Lifted go-ahead, three-run double in the Tide's 10-6 win over No. 23 Southern Miss on April 8
- Hit his first Alabama home run against Jacksonville State on Feb. 25
- Joins Alabama after playing at LSU for two seasons
- Played in 44 games (33 starts) for the Tigers in 2023, batting .276 (32-116) with eight doubles, nine homers, 31 RBI and 25 runs
- Started 23 games at catcher, six games in right field and four games at DH
- Emerged as LSU's starting catcher at the beginning of the 2023 season but was sidelined by a back injury
- Ranked as Perfect Game's second-best catcher in the Class of 2023 after his high school career at IMG Academy

CAREER TOTALS (at Alabama)

YEAR	GP-GS	AVG	AB	R	H	2B	3B	HR	RBI	BB	SO	SB-A
2025	18-18	.196	56	21	11	3	0	1	11	15	11	0-0
TOTALS	18-18	.196	56	21	11	3	0	1	11	15	11	0-0

CAREER SEC TOTALS (at Alabama)

YEAR	GP-GS	AVG	AB	R	H	2B	3B	HR	RBI	BB	SO	SB-A
2025	4-4	.214	14	3	3	1	0	0	0	1	1	0-0
TOTALS	4-4	.214	14	3	3	1	0	0	0	1	1	0-0

2025 SEASON HIGHS

Hits	2	2x, last vs. Oklahoma (3/30)	2		2x, last vs. Oklahoma (3/30/25)							
Doubles	1	3x, last vs. Southern Miss (4/8)	1		3x, last vs. Southern Miss (4/8/25)							
Triples	N/A		N/A									
Home Runs	1	vs. Jax State (2/25)	1		vs. Jax State (2/25/25)							
RBI	3	vs. Southern Miss (4/8)	3		vs. Southern Miss (4/8/25)							
Runs	3	vs. Jax State (2/25)	3		3x, last vs. MTSU (2/18/25)							
Walks	2	4x, last vs. North Dakota St. (3/2)	2		4x, last vs. North Dakota St. (3/2/25)							
Stolen Bases	N/A		N/A									

CAREER HIGHS (at Alabama)

Hits	2	2x, last vs. Oklahoma (3/30)	2		2x, last vs. Oklahoma (3/30/25)							
Doubles	1	3x, last vs. Southern Miss (4/8)	1		3x, last vs. Southern Miss (4/8/25)							
Triples	N/A		N/A									
Home Runs	1	vs. Jax State (2/25)	1		vs. Jax State (2/25/25)							
RBI	3	vs. Southern Miss (4/8)	3		vs. Southern Miss (4/8/25)							
Runs	3	vs. Jax State (2/25)	3		3x, last vs. MTSU (2/18/25)							
Walks	2	4x, last vs. North Dakota St. (3/2)	2		4x, last vs. North Dakota St. (3/2/25)							
Stolen Bases	N/A		N/A									

2025 PLAYER BIOS

#15 COLEMAN MIZELL, OF - SO.

LAST 5 GAMES: 3 G/2 GS, .000 (0-10), R
LAST 10 GAMES: 8 G/6 GS, .115 (3-26), HR, 3 R, RBI, 3 BB
CURRENT STREAK: N/A

- A lefty bat with pop and on-base capabilities, primarily utilized as a designated hitter
- Tied for the team lead with 24 walks
- Reached base in his first 25 starts to begin the 2025 campaign
- Slugged home runs in his first two games of the new season
- Homered against No. 1 Tennessee on March 21
- Added a home run as part of Alabama's 13-run second inning against Jacksonville State on Feb. 25
- Worked a career-high three walks against Ohio State in Alabama's thrilling 12-10 win over the Buckeyes on Feb. 23

CAREER TOTALS

YEAR	GP-GS	AVG	AB	R	H	2B	3B	HR	RBI	BB	SO	SB-A
2024	11-5	.190	21	5	4	1	0	1	3	4	6	0-0
2025	30-28	.248	109	20	27	4	0	4	13	24	23	3-3
TOTALS	41-33	.238	130	25	31	5	0	5	16	28	29	3-3

CAREER SEC TOTALS

YEAR	GP-GS	AVG	AB	R	H	2B	3B	HR	RBI	BB	SO	SB-A
2024	1-0	.000	1	0	0	0	0	0	0	0	1	0-0
2025	10-8	.219	32	3	7	1	0	1	1	5	11	0-0
TOTALS	11-8	.212	33	3	7	1	0	1	1	5	12	0-0

2025 SEASON HIGHS

2025 SEASON HIGHS					CAREER HIGHS				
Hits	3	vs. North Dakota St. (3/2)	3				vs. North Dakota St. (3/2/25)		
Doubles	1	3x, last vs. North Dakota St. (3/1)	1			4x, last vs. North Dakota St. (3/1/25)			
Triples	N/A		N/A						
Home Runs	1	4x, last vs. Tennessee (3/21)	1			5x, last vs. Tennessee (3/21/25)			
RBI	2	3x, last vs. Jax State (2/25)	2			4x, last vs. Jax State (2/25/25)			
Runs	3	vs. Jax State (2/25)	3			vs. Jax State (2/25/25)			
Walks	3	vs. Ohio State (2/23)	3			vs. Ohio State (2/23/25)			
Stolen Bases	1	3x, last vs. North Dakota St. (3/2)	1			3x, last vs. North Dakota St. (3/2/25)			

#17 WILL PLATTNER, C/OF - R-SO.

LAST 5 GAMES: 4 G/3 GS, .100 (1-10), 2B, 3 R, BB
LAST 10 GAMES: 9 G/7 GS, .207 (6-29), 3 2B, 7 R, 3 RBI, 2 BB, HBP
CURRENT STREAK: N/A

- Splitting time behind the dish for Alabama
- Has thrown out 4-of-12 (.333) attempted base-stealers this spring
- Managed at least one RBI in 10 of his 18 starts
- Reached base in 10 consecutive games from March 11-29
- Produced go-ahead RBI double in the Tide's 6-5 win over No. 1 Tennessee on March 20
- Went 2-for-4 with an RBI double in the Crimson Tide's 2-0 victory over Texas A&M on March 16
- Recorded a career-best three hits as part of a 3-for-5 day in Alabama's 6-3 win over UAB on March 11
- Did not see playing time in his first season at Alabama

CAREER TOTALS (at Alabama)

YEAR	GP-GS	AVG	AB	R	H	2B	3B	HR	RBI	BB	SO	SB-A
2025	20-18	.304	69	17	21	8	0	0	12	10	17	0-0
TOTALS	20-18	.304	69	17	21	8	0	0	12	10	17	0-0

CAREER SEC TOTALS (at Alabama)

YEAR	GP-GS	AVG	AB	R	H	2B	3B	HR	RBI	BB	SO	SB-A
2025	10-9	.313	32	7	10	4	0	0	5	4	11	0-0
TOTALS	10-9	.313	32	7	10	4	0	0	5	4	11	0-0

2025 SEASON HIGHS

2025 SEASON HIGHS					CAREER HIGHS (at Alabama)				
Hits	3	at UAB (3/11)	3				at UAB (3/11/25)		
Doubles	1	8x, last vs. Samford (4/1)	1			8x, last vs. Samford (4/1/25)			
Triples	N/A		N/A						
Home Runs	N/A		N/A						
RBI	2	2x, last vs. Oklahoma (3/28)	2			2x, last vs. Oklahoma (3/28/25)			
Runs	2	5x, last vs. Oklahoma (3/28)	2			5x, last vs. Oklahoma (3/28/25)			
Walks	2	2x, last at Texas A&M (3/14)	2			2x, last at Texas A&M (3/14/25)			
Stolen Bases	N/A		N/A						

#18 WILL HODO, INF/OF - SR.

LAST 5 GAMES: 5 G/5 GS, .133 (2-15), 3B, 2 R, RBI, 7 BB, 1-1 SB
LAST 10 GAMES: 10 G/10 GS, .118 (4-34), 3B, HR, 4 R, 2 RBI, 9 BB, 1-1 SB
CURRENT STREAK: N/A

- The Crimson Tide's everyday first baseman, starting at first in all but one game in 2025
- Leads the Tide in hit-by-pitch and triples while sharing the team lead in walks
- Ranks second among all Tide players in home runs and total bases
- Lined a home run to help the Tide to a series-clinching win against No. 10 Oklahoma on March 30
- Blasted a grand slam in the ninth inning of Alabama's 6-2 series-clinching win at Texas A&M on March 15, hitting his second home run in as many games
- Named to the Jax College Baseball Classic All-Tournament Team as an infielder, finishing with three hits, including a walk-off homer, to go with three RBI, three runs scored and three hit-by-pitch in three games
- Was named SEC Player of the Week for his performance in Jacksonville, helping Alabama to a perfect 5-0 mark during the week, highlighted by a 4-0 win over then-No. 12 NC State.
- Managed a .389 (7-18) average in his five starts from Feb. 17-23, including two doubles, two home runs, six RBI, 10 runs scored, three walks and three hit-by-pitch.
- Recorded a season-high five RBI as part of a 4-for-4 day against Presbyterian on March 8
- Totaled four RBI with a home run to help the Tide take down Jacksonville State 20-11 on Feb. 25
- The Crimson Tide's everyday first baseman in 2024, seeing time in 56 games with 55 starts
- Maintained a .263 (52-198) average with 12 doubles and 11 home runs
- Contributed 38 RBI, 49 runs scored and two stolen bases to go with 10 hit-by-pitch and a team-high 34 walks
- Named to the Frisco Classic All-Tournament Team as an infielder, finishing with four hits, including a pair of doubles and a home run, to go with three RBI, three runs scored and one hit-by-pitch
- Reached base safely in 12 straight games from April 19-May 11
- Recorded a season-long seven-game hitting streak from March 24-April 5, batting .423 (11-26) with three doubles, two home runs, seven RBI, eight runs and four walks over that stretch

CAREER TOTALS

YEAR	GP-GS	AVG	AB	R	H	2B	3B	HR	RBI	BB	SO	SB-A
2022	23-7	.303	33	7	10	3	0	1	1	4	12	0-0
2023	39-24	.280	100	20	28	2	0	4	21	16	23	0-0
2024	56-55	.263	198	49	52	12	0	11	38	34	48	2-2
2025	34-34	.303	122	37	37	6	3	8	29	22	36	3-3
TOTALS	152-120	.280	453	113	127	23	3	24	89	76	119	5-5

CAREER SEC TOTALS

YEAR	GP-GS	AVG	AB	R	H	2B	3B	HR	RBI	BB	SO	SB-A
2022	10-1	.300	10	4	3	0	0	0	0	1	5	0-0
2023	14-10	.190	42	5	8	0	0	0	3	6	15	0-0
2024	29-29	.274	106	23	29	7	0	7	14	15	27	1-1
2025	12-12	.191	47	4	9	0	0	3	8	3	18	0-0
TOTALS	65-52	.239	205	36	49	7	0	10	25	25	65	1-1

2025 SEASON HIGHS

2025 SEASON HIGHS					CAREER HIGHS				
Hits	4	vs. Presbyterian (3/8)	4				vs. Presbyterian (3/8/25)		
Doubles	2	vs. Presbyterian (3/9)	2			2x, last vs. Presbyterian (3/9/25)			
Triples	1	2x, last at UAB (3/11)	1			2x, last at UAB (3/11/25)			
Home Runs	1	8x, last vs. Oklahoma (3/30)	2			2x, last vs. South Carolina (3/30/24)			
RBI	5	vs. Presbyterian (3/8)	7			vs. Lipscomb - GM 1 (3/9/24)			
Runs	3	2x, last vs. MTSU (2/18)	3			7x, last vs. MTSU (2/18)			
Walks	4	vs. Southern Miss (4/8)	4			2x, last vs. Southern Miss (4/8/25)			
Stolen Bases	1	3x, last vs. Samford (4/1)	1			5x, last vs. Samford (4/1/25)			

2025 PLAYER BIOS

#21 BRENNEN NORTON, INF - SR.

LAST 5 GAMES: 3 G/5 GS, .000 (0-6)

LAST 10 GAMES: 7 G/5 GS, .000 (0-16), 3 R, 2 BB, HBP

CURRENT STREAK: N/A

- The Crimson Tide's everyday second baseman to begin 2025
- Launched a go-ahead solo homer in the ninth inning of Alabama's series-opening 6-4 win at then-No. 19 Texas A&M on March 14
- Drove in seven RBI in the first two games of the NSDU series from Feb. 28 - March 1
- Recorded a season-high two home runs and four RBI in Alabama's 9-7 win over North Dakota State on March 1
- Named to the Jax College Baseball Classic All-Tournament Team as an infielder, finishing the weekend with four hits, including a double and a homer, four runs scored, three RBI and a walk
- Hit Alabama's first home run of 2025, a solo shot to left field, against Bradley on Feb. 14

CAREER TOTALS (at Alabama)

YEAR	GP-GS	AVG	AB	R	H	2B	3B	HR	RBI	BB	SO	SB-A
2025	29-26	.218	101	23	22	3	0	6	16	10	22	1-1
TOTALS	29-26	.218	101	23	22	3	0	6	16	10	22	1-1

CAREER SEC TOTALS (at Alabama)

YEAR	GP-GS	AVG	AB	R	H	2B	3B	HR	RBI	BB	SO	SB-A
2025	11-10	.083	36	5	3	1	0	1	2	2	12	0-0
TOTALS	11-10	.083	36	5	3	1	0	1	2	2	12	0-0

2025 SEASON HIGHS

		vs. North Dakota St. (3/1)			vs. North Dakota St. (3/1/25)
Hits	3		3		
Doubles	1	3x, last at Texas A&M (3/15)	1		3x, last at Texas A&M (3/15/25)
Triples	N/A		N/A		
Home Runs	2	vs. North Dakota St. (3/1)	2		vs. North Dakota St. (3/1/25)
RBI	4	vs. North Dakota St. (3/1)	4		vs. North Dakota St. (3/1/25)
Runs	3	vs. Alabama St. (2/19)	3		vs. Alabama St. (2/19/25)
Walks	2	2x, last at UAB (3/11)	2		2x, last at UAB (3/11/25)
Stolen Bases	1	vs. North Dakota St. (3/2)	1		vs. North Dakota St. (3/2/25)

CAREER HIGHS (at Alabama)

#26 PEYTON STEELE, OF - FR.

LAST 5 GAMES: 1 G/1 GS, .500 (2-4), HR, R, RBI

LAST 10 GAMES: 1 G/1 GS, .500 (2-4), HR, R, RBI

CURRENT STREAK: N/A

- Made his first-career start in left field against No. 23 Southern Miss on April 8, finishing 2-for-4 with his first collegiate home run
- Entered Alabama's rout of Bradley on Feb. 15 as a pinch-hitter, lacing an RBI-single in his first career at-bat
- Appeared in the Tide's win over Alabama State on Feb. 19 as a pinch-hitter, recording the first extra-base hit of his career, before scoring his first run

CAREER TOTALS

YEAR	GP-GS	AVG	AB	R	H	2B	3B	HR	RBI	BB	SO	SB-A
2025	4-1	.500	8	2	4	1	0	1	2	0	2	0-0
TOTALS	4-1	.500	8	2	4	1	0	0	2	0	2	0-0

CAREER SEC TOTALS

YEAR	GP-GS	AVG	AB	R	H	2B	3B	HR	RBI	BB	SO	SB-A
2025	--	--	--	--	--	--	--	--	--	--	--	--
TOTALS	--	--	--	--	--	--	--	--	--	--	--	--

2025 SEASON HIGHS

		vs. Southern Miss (4/8)			vs. Southern Miss (4/8/25)
Hits	2		2		
Doubles	1	vs. Alabama St. (2/19)	1		vs. Alabama St. (2/19)
Triples	N/A		N/A		
Home Runs	1	vs. Southern Miss (4/8)	1		vs. Southern Miss (4/8/25)
RBI	1	2x, last vs. Southern Miss (4/8)	1		2x, last vs. Southern Miss (4/8/25)
Runs	1	2x, last vs. Southern Miss (4/8)	1		2x, last vs. Southern Miss (4/8/25)
Walks	N/A		N/A		
Stolen Bases	N/A		N/A		

CAREER HIGHS

#27 GARRETT STATON, INF - R-SR.

LAST 5 GAMES: 5 G/5 GS, .188 (3-16), 2 HR, 5 R, 6 RBI, 3 BB, HBP

LAST 10 GAMES: 9 G/8 GS, .240 (6-25), 2 2B, 2 HR, 5 R, 11 RBI, 5 BB, 2 HBP

CURRENT STREAK: N/A

- Started three games in the infield to open the season before suffering an injury after being hit by a pitch against Middle Tennessee on Feb. 18
- Recorded at least one RBI in seven of his 11 starts
- Clubbed a two-run home run to kickstart the Alabama rally in the Tide's 10-6 win over Southern Miss on April 8
- Was 1-for-2 with a double, two RBI, a walk and a hit-by-pitch in the Tide's 8-6 win over No. 10 Oklahoma on March 28
- Laced a two-run double as part of his 1-for-3 night against North Alabama on March 25, making his return to the lineup after missing 21 games
- Plated a season-high six RBI with a grand slam on Feb. 15, going 2-for-3 against Bradley in the Tide's 19-3 win
- Spent four seasons at Samford University where he appeared in 167 games (160 starts)
- Maintained a .292 (182-624) average with 39 doubles, one triple and 32 home runs during his time in Homewood
- Started all 58 games for the Bulldogs in 2024, posting a career-best .319 (79-248) average with 19 doubles, one triple and 19 homers
- Accounted for 26 multi-hit games and 20 multi-RBI performances
- Went 6-for-6 with three runs scored and three RBI in Samford's win over VMI on March 23
- Earned Second Team All-SoCon honors for his performance in the regular season and nabbed a spot on the SoCon All-Tournament Team
- Started and played in 58 games in 2023, maintaining a .273 (63-231) average and leading the team with 49 runs scored and 11 stolen bases
- Also drove in 38 runs and slugged 23 extra-base hits with 13 doubles and 10 homers

CAREER TOTALS (at Alabama)

YEAR	GP-GS	AVG	AB	R	H	2B	3B	HR	RBI	BB	SO	SB-A
2025	12-11	.281	32	8	9	2	0	3	17	5	13	0-1
TOTALS	12-11	.281	32	8	9	2	0	3	17	5	13	0-1

CAREER SEC TOTALS (at Alabama)

YEAR	GP-GS	AVG	AB	R	H	2B	3B	HR	RBI	BB	SO	SB-A
2025	6-5	.214	14	2	3	1	0	1	6	2	6	0-0
TOTALS	6-5	.214	14	2	3	1	0	1	6	2	6	0-0

2025 SEASON HIGHS (at Alabama)

		vs. Bradley (2/15)			vs. Bradley (2/15/25)
Hits	2		2		
Doubles	1	2x, last vs. Oklahoma (3/28)	1		2x, last vs. Oklahoma (3/28/25)
Triples	N/A		N/A		
Home Runs	1	3x, last vs. Southern Miss (4/8)	1		3x, last vs. Southern Miss (4/8/25)
RBI	6	vs. Bradley (2/15)	6		vs. Bradley (2/15/25)
Runs	2	2x, last vs. Samford (4/1)	2		2x, last vs. Samford (4/1/25)
Walks	2	vs. Samford (4/1)	2		vs. Samford (4/1/25)
Stolen Bases	N/A		N/A		

CAREER HIGHS (at Alabama)

#31 JON YOUNG JR., INF - FR.

LAST 5 GAMES: N/A

LAST 10 GAMES: N/A

CURRENT STREAK: N/A

- Recorded a hit in his collegiate debut against Bradley on Feb. 15
- Saw action as a pinch-hitter in Alabama's rout of Alabama State on Feb. 19
- Made his first career start in the series finale against Presbyterian on March 9

CAREER TOTALS

YEAR	GP-GS	AVG	AB	R	H	2B	3B	HR	RBI	BB	SO	SB-A
2025	5-1	.125	8	0	1	0	0	0	0	1	1	0-0
TOTALS	5-1	.125	8	0	1	0	0	0	0	0	1	0-0

CAREER SEC TOTALS

YEAR	GP-GS	AVG	AB	R	H	2B	3B	HR	RBI	BB	SO	SB-A
2025	1-0	.000	0	0	0	0	0	0	0	0	0	0-0
TOTALS	1-0	.000	0	0	0	0	0	0	0	0	0	0-0

2025 SEASON HIGHS

		vs. Bradley (2/15)			vs. Bradley (2/15/25)
Hits	1		1		
Doubles	N/A		N/A		
Triples	N/A		N/A		
Home Runs	N/A		N/A		
RBI	N/A		N/A		
Runs	N/A		N/A		
Walks	1	vs. Presbyterian (3/9)	1		vs. Presbyterian (3/9/25)
Stolen Bases	N/A		N/A		

CAREER HIGHS (at Alabama)

2025 PLAYER BIOS

#32 JASON TORRES, INF - JR.

LAST 5 GAMES: 5 G/5 GS, .353 (6-17), 2 2B, 2 R, 2 RBI, 4 BB, HBP
LAST 10 GAMES: 10 G/10 GS, .306 (11-36), 2 2B, HR, 4 R, 6 RBI, 6 BB, HBP
CURRENT STREAK: 14 G on-base streak (dates back to March 16)

- The Crimson Tide's everyday third baseman, starting all but one game at the hot corner
- Reached base in each of Alabama's first 19 contests to open the 2025 season
- Connected on a three-run home run to give the Tide an early lead in Alabama's series-clinching 8-6 win over No. 10 Oklahoma on March 30
- Added an RBI single in the Tide's three-run eighth, leading Alabama to an 8-6 win over No. 10 Oklahoma on March 28
- Slugged go-ahead home run in the ninth in the Tide's 6-3 win at UAB on March 11
- Hit a pair of two-run homers against Presbyterian on March 9
- Homered in all three games against North Dakota State from Feb. 28 - March 2
- Went 3-for-4 with a triple, home run and five RBI in Alabama's 11-4 win over Bradley on Feb. 16
- Spent two seasons at the University of Miami
- Appeared in 39 games in 2024, earning a .331 (52-157) average that included seven doubles and eight round-trippers
- Added 32 RBI and 30 runs scored while drawing 10 walks and being hit by five pitches
- Was named to the Golden Spikes Award Midseason Watch List
- Appeared in 18 games (six starts) for the Hurricanes in 2023, finishing the year with a .472 (17-36) average with 10 runs scored, three doubles, one triple, three home runs and 11 RBI
- Picked up his first career hit with a three-run homer against Dartmouth (2/26/23)

CAREER TOTALS (at Alabama)												
YEAR	GP-GS	AVG	AB	R	H	2B	3B	HR	RBI	BB	SO	SB-A
2025	34-34	.302	126	26	38	4	1	8	31	22	43	0-0
TOTALS	34-34	.302	126	26	38	4	1	8	31	22	43	0-0

CAREER SEC TOTALS (at Alabama)												
YEAR	GP-GS	AVG	AB	R	H	2B	3B	HR	RBI	BB	SO	SB-A
2025	12-12	.233	43	4	10	1	0	1	7	6	16	0-0
TOTALS	12-12	.233	43	4	10	1	0	1	7	6	16	0-0

2025 SEASON HIGHS				CAREER HIGHS (at Alabama)			
Hits	3	3x, last vs. Samford (4/1)	3		3x, last vs. Samford (4/1/25)		
Doubles	1	3x, last vs. Samford (4/1)	1		3x, last vs. Samford (4/1/25)		
Triples	1	vs. Bradley (2/16)	1		vs. Bradley (2/16/25)		
Home Runs	2	vs. Presbyterian (3/9)	2		vs. Presbyterian (3/9/25)		
RBI	5	vs. Bradley (2/16)	5		vs. Bradley (2/16/25)		
Runs	2	5x, last vs. Presbyterian (3/9)	2		5x, last vs. Presbyterian (3/9/25)		
Walks	2	3x, last at Auburn - GM 2 (4/5)	2		3x, last at Auburn - GM 2 (4/5/25)		
Stolen Bases	N/A				N/A		

#37 ANDRE MODUGNO, INF/RHP - FR.

LAST 5 GAMES: N/A
LAST 10 GAMES: N/A
CURRENT STREAK: N/A

- Worked a walk in his lone collegiate plate appearance

CAREER TOTALS												
YEAR	GP-GS	AVG	AB	R	H	2B	3B	HR	RBI	BB	SO	SB-A
2025	1-0	.000	0	0	0	0	0	0	0	1	0	0-0
TOTALS	1-0	.000	0	0	0	0	0	0	0	1	0	0-0

CAREER SEC TOTALS												
YEAR	GP-GS	AVG	AB	R	H	2B	3B	HR	RBI	BB	SO	SB-A
2025	--	--	--	--	--	--	--	--	--	--	--	--
TOTALS	--	--	--	--	--	--	--	--	--	--	--	--

2025 SEASON HIGHS				CAREER HIGHS (at Alabama)			
Hits	N/A				N/A		
Doubles	N/A				N/A		
Triples	N/A				N/A		
Home Runs	N/A				N/A		
RBI	N/A				N/A		
Runs	N/A				N/A		
Walks	1	vs. Bradley (2/15)	1		vs. Bradley (2/15/25)		
Stolen Bases	N/A				N/A		

#40 SEAN GRIGGS, INF - FR.

LAST 5 GAMES: N/A
LAST 10 GAMES: N/A
CURRENT STREAK: N/A

- Made his collegiate debut on Feb. 15 against Bradley, earning two at-bats as a pinch-hitter

CAREER TOTALS												
YEAR	GP-GS	AVG	AB	R	H	2B	3B	HR	RBI	BB	SO	SB-A
2025	1-0	.000	2	0	0	0	0	0	0	0	1	0-0
TOTALS	1-0	.000	2	0	0	0	0	0	0	0	1	0-0

CAREER SEC TOTALS												
YEAR	GP-GS	AVG	AB	R	H	2B	3B	HR	RBI	BB	SO	SB-A
2025	--	--	--	--	--	--	--	--	--	--	--	--
TOTALS	--	--	--	--	--	--	--	--	--	--	--	--

2025 SEASON HIGHS				CAREER HIGHS (at Alabama)			
Hits	N/A				N/A		
Doubles	N/A				N/A		
Triples	N/A				N/A		
Home Runs	N/A				N/A		
RBI	N/A				N/A		
Runs	N/A				N/A		
Walks	N/A				N/A		
Stolen Bases	N/A				N/A		

2025 PLAYER BIOS

#42 AHMAAD DUFF, OF - FR.

LAST 5 GAMES: N/A
LAST 10 GAMES: N/A
CURRENT STREAK: N/A

- Entered as a pinch-runner in Alabama's 12-10 victory over Ohio State on Feb. 23, seeing his first action in an Alabama uniform

CAREER TOTALS												
YEAR	GP-GS	AVG	AB	R	H	2B	3B	HR	RBI	BB	SO	SB-A
2025	1-0	--	0	1	0	0	0	0	0	0	0	0-0
TOTALS	1-0	--	0	1	0	0	0	0	0	0	0	0-0

CAREER SEC TOTALS												
YEAR	GP-GS	AVG	AB	R	H	2B	3B	HR	RBI	BB	SO	SB-A
2025	--	--	--	--	--	--	--	--	--	--	--	--
TOTALS	--	--	--	--	--	--	--	--	--	--	--	--

2025 SEASON HIGHS			CAREER HIGHS (at Alabama)		
Hits	N/A		N/A		
Doubles	N/A		N/A		
Triples	N/A		N/A		
Home Runs	N/A		N/A		
RBI	N/A		N/A		
Runs	1	vs. Ohio State (2/23)	1	vs. Ohio State (2/23/25)	
Walks	N/A		N/A		
Stolen Bases	N/A		N/A		

#47 JOJO WILLIAMSON, INF - FR.

LAST 5 GAMES: N/A
LAST 10 GAMES: N/A
CURRENT STREAK: N/A

- Reached base on a fielder's choice and scored a run in his lone career at-bat, against Bradley on Feb. 15

CAREER TOTALS												
YEAR	GP-GS	AVG	AB	R	H	2B	3B	HR	RBI	BB	SO	SB-A
2025	2-0	.000	1	1	0	0	0	0	0	1	0	0-0
TOTALS	1-0	.000	1	1	0	0	0	0	0	1	0	0-0

CAREER SEC TOTALS												
YEAR	GP-GS	AVG	AB	R	H	2B	3B	HR	RBI	BB	SO	SB-A
2025	--	--	--	--	--	--	--	--	--	--	--	--
TOTALS	--	--	--	--	--	--	--	--	--	--	--	--

2025 SEASON HIGHS				CAREER HIGHS (at Alabama)			
Hits	N/A			N/A			
Doubles	N/A			N/A			
Triples	N/A			N/A			
Home Runs	N/A			N/A			
RBI	N/A			N/A			
Runs	1	vs. Bradley (2/15)		1	vs. Bradley (2/15/25)		
Walks	1	vs. Presbyterian (3/8)		1	vs. Presbyterian (3/8/25)		
Stolen Bases	N/A			N/A			

LAST TIME IT HAPPENED...

INDIVIDUAL

Four Hits in One Game

Alabama:	Will Hodo (4-4) vs. Presbyterian (March 8, 2025)
Opponent:	Chase Fralick (4-4) of Auburn (April 4, 2025)

Five Hits in One Game

Alabama:	Kade Snell (5-5) vs. Texas A&M (April 20, 2024)
Opponent:	John Cable (5-5) of Georgia (May 17, 2019)

Six Hits in One Game

Alabama:	Has not occurred
Opponent:	Kendrick Moore of Arkansas (May 20, 1995)

Three Runs in One Game

Alabama:	Richie Bonomolo Jr. vs. Samford (April 1, 2025)
Opponent:	Dean Curley of Tennessee (March 21, 2025)

Four Runs in One Game

Alabama:	Justin Lebron vs. Jacksonville State (Feb. 25, 2025)
Opponent:	Gavin Grahovac of Texas A&M - GM 2 (April 19, 2024)

Five Runs in One Game

Alabama:	Josh Rutledge vs. UIC (Feb. 27, 2010)
Opponent:	Brock Wilken of Wake Forest (June 11, 2023)

Six+ Runs in One Game

Alabama:	6 by Craig Shipley at Georgia Southern (March 24, 1984)
----------	---

Four RBI in One Game

Alabama:	Will Hodo at Texas A&M (March 5, 2025)
Opponent:	Lee Ellis of Ohio State (Feb. 23, 2025)

Five RBI in One Game

Alabama:	Richie Bonomolo Jr. vs. Samford (April 1, 2025)
Opponent:	Caden Sorrell of Texas A&M - GM 1 (April 19, 2024)

Two Players with Five RBI in One Game

Alabama:	Will Hodo and Justin Lebron vs. Presbyterian (March 8, 2025)
----------	---

Six RBI in One Game

Alabama:	Justin Lebron vs. Ohio State (Feb. 23, 2025)
Opponent:	Danny Corona of Wake Forest (June 11, 2023)

Seven RBI in One Game

Alabama:	Will Hodo vs. Lipscomb - GM 1 (March 9, 2024)
----------	---

Eight RBI in One Game

Alabama:	Andy Phillips at UAB (April 14, 1999)
----------	---------------------------------------

Nine+ RBI in One Game

Alabama:	9 by Roberto Vaz at Auburn (April 12, 1997)
----------	---

Two Doubles in One Game

Alabama:	Bryce Fowler vs. Oklahoma (March 30, 2025)
Opponent:	Chase Fralick of Auburn (April 4, 2025)

Three Doubles in One Game

Alabama:	Chandler Avant vs. New Mexico State (March 10, 2018)
Opponent:	Tanner Allen of Mississippi State (April 14, 2019)

Four Doubles in One Game

Alabama:	Mickey Kerns vs. Auburn (April 20, 1991)
----------	--

Two Triples in One Game

Alabama:	Georgie Salem vs. Mississippi Valley State - GM 2 (April 21, 2015)
----------	--

Three Triples in One Game

Alabama:	Ken Chapman vs. Samford (March 22, 1960)
----------	--

Two Home Runs in One Inning

Alabama:	Justin Lebron vs. Jacksonville State (Feb. 25, 2025) (2nd inning)
----------	--

Two Home Runs in One Game

Alabama:	Jason Torres vs. Presbyterian (March 9, 2025)
Opponent:	Logan Kohler of Mississippi State (May 5, 2024)

Three Home Runs in One Game

Alabama:	TJ McCants at Alabama State (March 19, 2024)
Opponent:	Brock Wilken of Wake Forest (June 11, 2023)

Inside-the-Park Home Run

Alabama:	Justin Lebron vs. Manhattan (Feb. 18, 2024)
Opponent:	Jason Walk of Oklahoma (March 30, 2025)

Grand Slam Home Run

Alabama:	Will Hodo at Texas A&M (March 15, 2025)
Opponent:	Dalton Reeves of South Carolina (May 21, 2024)

Walkoff Home Run

Alabama:	Kade Snell vs. South Alabama (10th inning) (March. 18, 2025)
Opponent:	Kolby Branch of Georgia - GM 1 (9th inning) (March 23, 2024)

Game-Winning Home Run

Alabama:	Justin Lebron (G1) at Auburn (April 5, 2025) (DH)
Opponent:	Cameron Brady of UT Martin (March 1, 2022)

Back-to-Back Home Runs

Alabama:	Brennen Norton and Kade Snell at Texas A&M (March 15, 2025)
Opponent:	Andrew Fischer and Dalton Bargo of Tennessee (March 22, 2025)

Back-to-Back-to-Back Home Runs

Alabama:	T.J. Reeves, Morgan McCullough and Tyler Gentry at Samford (April 9, 2019)
Opponent:	Russ Sneed, Connor Powers and Ryan Duffy of Mississippi State (May 2, 2009)

Two Home Runs in the Same Inning

Alabama:	Brennen Norton and Kade Snell at Texas A&M (March 15, 2025) (9th Inning)
Opponent:	Andrew Fischer and Dalton Bargo of Tennessee (March 22, 2025) (3rd inning)

Three+ Home Runs in the Same Inning

Alabama:	Bryce Fowler, Justin Lebron (2), Coleman Mizell and Brady Neal vs. JSU (Feb. 25, 2025) (2nd inning)
Opponent:	Gavin Casas, Ethan Petry and Dalton Reeves of South Carolina (May 21, 2024) (3rd inning)

Home Run to Lead Off a Game

Alabama:	Gage Miller vs. UAB (April 16, 2024)
Opponent:	Kyle Jones of Stetson (June 1, 2024)

Home Run in Two Consecutive At-Bats

Alabama:	Jason Torres vs. Presbyterian (March 9, 2025)
Opponent:	Hunter Hines of Mississippi State (May 3, 2024)

Home Run in Three Consecutive At-Bats

Alabama:	TJ McCants at Alabama State (March 19, 2024)
Opponent:	Trevor Werner of Texas A&M (May 12, 2023)

Pinch-Hit Home Run

Alabama:	Eric Foggo vs. LSU (May 8, 2022)
Opponent:	Gatlin Pitts of Samford (April 1, 2015)

Home Run in 3+ Straight Games

Alabama:	Jason Torres (Feb. 28, 2025-March 2) (3 Games)
----------	---

Home Run in 4+ Straight Games

Alabama:	Andrew Pinckney (April 18-23, 2023) (4 Games)
----------	---

Home Run in 5+ Straight Games

Alabama:	Kent Matthes (Feb. 22-March 3, 2009) (6 Games)
----------	--

Home Run in 6 Straight Games

Alabama:	Kent Matthes (Feb. 22-March 3, 2009)
----------	--------------------------------------

Hit for the Cycle

Alabama:	Josh Rutledge at South Alabama (April 22, 2009)
----------	---

Stole 3 Bases in One Game

Alabama:	Brett Auerbach at UAB (March 10, 2020)
Opponent:	Chris Stanfield of Auburn (May 25, 2023)

Stole 4 Bases in One Game

Alabama:	Scott McClanahan vs. Miami (Ohio) (Feb. 18, 2001)
Opponent:	Nick Crawford of UAB (March 24, 2009)

Stole 5 Bases in One Game

Alabama:	Ted Williams vs. Samford (March 5, 1986)
----------	--

Stole Home (Straight Steal)

Alabama:	Alex Kubal vs. Southeast Missouri State (Feb. 20, 2009)
Opponent:	Brandt Belk of Missouri (May 1, 2021)

Stole Home (Double Steal)

Alabama:	Jim Jarvis (HP) and Drew Williamson (2B) vs. Auburn (April 16, 2023)
Opponent:	Luke Heefner (HP) and Nathan Humphreys (2B) of Dallas Baptist (March 3, 2024)

Perfect Game

Alabama:	Al Drumheller, John Collins and Brett Sullenberger at South Florida (March 31, 1993)
Opponent:	Bruce Baudier of LSU (1967)

Nine-Inning No-Hitter

Alabama:	Justin Kamplain, Jay Shaw and Geoffrey Bramblett vs. Mississippi Valley State (March 8, 2014)
----------	---

Seven-Inning No-Hitter

Alabama:	Vince Barrantine at Auburn (March 27, 1981)
Opponent:	Robert Earl Sidell of Ole Miss (1962)

Complete Game One-Hitter

Alabama:	Lance Cormier vs. Winthrop (March 4, 2001)
Opponent:	Brandon Sproat of Florida (March 16, 2023)

Complete Game Two-Hitter

Alabama:	Geoffrey Bramblett vs. Georgia Southern (June 1, 2014)
Opponent:	Samuel Dutton of Auburn (7 inn.) (April 4, 2025)

Complete Game Three-Hitter

Alabama:	Charley Sullivan vs. Tennessee (March 15, 2013)
Opponent:	Dominic Niman of Kentucky (April 6, 2024)

Recorded 10+ Strikeouts

Alabama:	10 by Zane Adams vs. Presbyterian (March 7, 2025)
Opponent:	11 by Josh Hartle of Wake Forest (June 11, 2023)

LAST TIME IT HAPPENED...

Recorded 15+ Strikeouts

Alabama:	Wade LeBlanc (17) vs. McNeese State (March 4, 2005)
Opponent:	Ethan Small (15) of Mississippi State (April 12, 2019)

Nine-Inning Complete Game

Alabama:	Dylan Smith vs. Rider (June 5, 2021)
Opponent:	Dominic Niman of Kentucky (April 6, 2024)

Seven-Inning Complete Game

Alabama:	Greg Farone at Ole Miss (April 25, 2024)
Opponent:	Samuel Dutton of Auburn (7 inn.) (April 4, 2025)

Complete Game Shutout

Alabama:	Greg Farone at Ole Miss (April 25, 2024)
Opponent:	Samuel Dutton of Auburn (7 inn.) (April 4, 2025)

Combined Shutout

Alabama:	Bobby Alcock and Braylon Myers at Texas A&M (March 16, 2025)
Opponent:	Aric McAtee and Anthony DeFabbia of Stetson (June 1, 2024)

Back-to-Back Shutouts

Alabama:	Ben Hess, Hagan Banks and Braylon Myers vs. Manhattan (Feb. 16, 2024)
Opponent:	Quick, Farone, Adams, Morris and Heiberger vs. Manhattan (7 inn.) (Feb. 17, 2024)
	Pete Hansen, Travis Sthele, Jared Southland and Aaron Nixon of Texas (Feb. 25, 2022)
	Tristan Stevens and Luke Harrison of Texas (Feb. 26, 2022)

Back-to-Back-to-Back Shutouts

Alabama:	Taylor Guilbeau and Ray Castillo vs. Maryland Eastern Shore (Feb. 13, 2015)
	Will Carter, Alex Watkins and J.C. Wilhite vs. Maryland Eastern Shore (Feb. 14, 2015)
	Geoffrey Bramblett, Jay Shaw, Mitch Greer and Thomas Burrows vs. Maryland Eastern Shore (Feb. 15, 2015)

Back-to-Back Complete Games (9 Inn.)

Alabama:	Jimmy Nelson vs. Ole Miss (May 15, 2010)
	Nathan Kilcrease vs. Ole Miss (May 16, 2010)

Back-to-Back-to-Back Complete Games (9 Inn.)

Alabama:	Jimmy Nelson vs. Ole Miss (May 15, 2010)
	Nathan Kilcrease vs. Ole Miss (May 16, 2010)
	Jimmy Nelson at Tennessee (May 20, 2010)

Back-to-Back Complete Games (7 Inn.)

Alabama:	Bernard Robert at South Carolina (April 9, 2006) (DH)
	Tommy Hunter at South Carolina (April 9, 2006) (DH)

Three Straight Complete Games

Alabama:	Jimmy Nelson (May 14-25, 2010)
	Manny Torres (April 16-30, 1999)

Four Straight Complete Games

Alabama:	Wade LeBlanc (April 23-May 16, 2004)
----------	--------------------------------------

Five Straight Complete Games

Alabama:	Chris Eilers (March 18-April 14, 1995)
----------	--

TEAM

Shutout

Alabama:	Alabama 2 at Texas A&M 0 (March 16, 2025)
Opponent:	Alabama 0 vs. Auburn 10 (April 4, 2025)

Scored 10-14 Runs

Alabama:	10 vs. Southern Miss (April 8, 2025)
Opponent:	10 by Auburn (April 4, 2025)

Scored 15-19 Runs

Alabama:	15 vs. Presbyterian (March 8, 2025)
Opponent:	18 by Texas A&M - GM 2 (April 19, 2024)

Scored 20-24 Runs

Alabama:	20 vs. Jacksonville State (Feb. 25, 2025)
Opponent:	22 by Wake Forest (June 11, 2023)

Scored 25-29 Runs

Alabama:	25 vs. UIC (Feb. 27, 2010)
Opponent:	27 by Vanderbilt (1988); by Florida (1989)

Scored 30+ Runs

Alabama:	35 at Georgia Southern (March 23, 1984)
Opponent:	Not on Record

Recorded 15-19 Hits

Alabama:	15 vs. Jacksonville State (March 4, 2025)
Opponent:	15 by Auburn (April 4, 2025)

Recorded 20-24 Hits

Alabama:	22 at Arkansas (March 31, 2023)
Opponent:	22 by South Alabama (April 22, 2009)

Recorded 25-30 Hits

Alabama:	26 vs. Alabama A&M (March 17, 2009)
Opponent:	25 by South Carolina (May 1, 2010)

Recorded 30+ Hits

Alabama:	35 at Georgia Southern (March 23, 1984)
Opponent:	30 by Vanderbilt (April 17, 1988)

Scored 5 Runs in One Inning

Alabama:	vs. Samford (April 1, 2025) (2nd inning)
Opponent:	Presbyterian (March 9, 2025) (6th inning)

Scored 6 Runs in One Inning

Alabama:	vs. Southern Miss (April 8, 2025) (6th inning)
Opponent:	South Carolina (May 21, 2024) (3rd inning)

Scored 7 Runs in One Inning

Alabama:	vs. North Dakota State (March 2, 2025) (2nd inning)
Opponent:	Samford (April 1, 2025) (7th inning)

Scored 8 Runs in One Inning

Alabama:	at Texas A&M (May 13, 2023) (5th inning)
Opponent:	Texas A&M - GM 2 (April 19, 2024) (2nd inning)

Scored 9 Runs in One Inning

Alabama:	vs. Presbyterian (March 8, 2025) (2nd inning)
Opponent:	Auburn (May 5, 2019) (8th inning)

Scored 10 Runs in One Inning

Alabama:	at Arkansas (March 19, 2021) (2nd inning)
Opponent:	South Alabama (April 22, 2009) (3rd inning)

Scored 11 Runs in One Inning

Alabama:	11 vs. Samford (April 23, 2024) (3rd inning)
Opponent:	11 by Columbia - GM 2 (March 11, 2023) (4th inning)

Scored 12+ Runs in One Inning

Alabama:	13 vs. Jacksonville State (Feb. 25, 2025) (2nd inning)
Opponent:	12 by Florida (March 19, 1989) (6th inning)

Recorded 6 Hits in One Inning

Alabama:	vs. Presbyterian (March 8, 2025) (2nd inning)
Opponent:	Samford (April 1, 2025) (7th inning)

Recorded 7 Hits in One Inning

Alabama:	vs. Samford (April 13, 2021) (6th inning)
Opponent:	Kentucky (April 7, 2024) (7th inning)

Recorded 8 Hits in One Inning

Alabama:	at Ole Miss (April 25, 2024) (4th inning)
Opponent:	Texas A&M - GM 2 (April 19, 2024) (2nd inning)

Recorded 9 Hits in One Inning

Alabama:	vs. Canisius (Feb. 16, 2007) (7th inning)
Opponent:	South Alabama (April 4, 1989) (3rd inning)

Recorded 10 Hits in One Inning

Alabama:	vs. Jacksonville State (Feb. 25, 2025) (2nd inning)
Opponent:	Auburn (May 20, 1993) (SEC Tourney) (4th inning)

Recorded 11+ Hits in One Inning

Alabama:	11 at Samford (April 9, 2019) (3rd inning)
Opponent:	11 by Florida (1989)
	11 by Miami (CWS) (June 2, 1996) (3rd inning)

Made 3 Errors in One Game

Alabama:	vs. Presbyterian (March 9, 2025)
Opponent:	Texas A&M (March 15, 2025)

Made 4 Errors in One Game

Alabama:	at Auburn (May 18, 2024)
Opponent:	Alabama State (March 19, 2024)

Made 5 Errors in One Game

Alabama:	vs. Texas A&M (April 13, 2017)
Opponent:	Texas A&M (May 27, 2022)

Made 6 Errors in One Game

Alabama:	at Texas-Arlington (March 2, 2008)
Opponent:	Mississippi Valley State (April 1, 2009)

Made 8 Errors in One Game

Alabama:	vs. Georgia (April 4, 1992)
----------	-----------------------------

Turned 3 Double Plays

Alabama:	at Georgia - GM 2 (March 23, 2024)
Opponent:	Troy (May 7, 2024)

Turned 4 Double Plays

Alabama:	vs. Tennessee (April 4, 2021)
Opponent:	Arizona (March 2, 2024)

Turned 5 Double Plays

Alabama:	vs. Auburn (April 15, 2023)
	vs. Jacksonville State (Feb. 22, 2022)
	vs. Kentucky (March 20, 2005)
	vs. Huntingdon (April 27, 1990)

Turned a Triple Play

Alabama:	at UAB (March 21, 2017)
Opponent:	Middle Tennessee (Feb. 25, 1997)

2025 SINGLE-GAME HIGHS

ALABAMA

Runs, Game	20 vs. Jacksonville State (2/25)
Runs, Inning	13, 2nd inning vs. Jacksonville State (2/25)
Hits, Game	16, twice, last vs. Jacksonville State (2/25)
Hits, Inning	10, 2nd inning vs. Jacksonville State (2/25)
Consecutive Hits, Inning	8, 2nd inning vs. Jacksonville State (2/25)
Doubles	5, twice, last vs. Samford (4/1)
Triples	1, 6x, last vs. Southern Miss (4/8)
Home Runs	6 vs. Jacksonville State (2/25)
Extra-Base Hits	7, twice, last vs. North Dakota State (3/1)
Stolen Bases	5 vs. North Dakota State (3/2)
Left on Base	13, 3x, last at UAB (3/11)
Errors (Committed By)	3, vs. Presbyterian (3/9)
Strikeouts	13 vs. Oklahoma (3/28)
Walks	13 vs. Bradley (2/15)
Double Plays (Hit Into)	3 at Jacksonville State (3/4)
Triple Plays (Hit Into)	N/A

OPPONENTS

Runs, Game	11, twice, last Tennessee (3/22)
Runs, Inning	7, twice, last 7th inning, Samford (4/1)
Hits, Game	15, twice, last Auburn (4/4)
Hits, Inning	6, 4th inning, South Alabama (3/18)
Consecutive Hits, Inning	5, 4th inning, South Alabama (3/18)
Doubles	6, Auburn (4/4)
Triples	1, Tennessee (3/22)
Home Runs	3, Tennessee (3/22)
Extra-Base Hits	7, Tennessee (3/22)
Stolen Bases	4, Tennessee (3/21)
Left on Base	12, Tennessee (3/22)
Errors (Committed By)	3, 3x, last Texas A&M (3/15)
Strikeouts	14, 3x, last North Alabama (3/25)
Walks	9, Tennessee (3/21)
Double Plays (Hit Into)	2, 7x, last Southern Miss (4/8)
Triple Plays (Hit Into)	N/A

INDIVIDUAL BATTING

Longest Hitting Streak	11, Fowler, Hodo (2/14-3/1 & 3/5-3/21)
Runs	4, Lebron vs. Jacksonville State (2/25)
Hits	4, twice, last Hodo vs. Presbyterian (3/8)
Doubles	2, 6x, last Fowler vs. Oklahoma (3/30)
Triples	1, 6x, last Hodo vs. Southern Miss (4/8)
Home Runs	2, 4x, last Torres vs. Presbyterian (3/9)
Inside-the-Park Home Run	N/A
Consecutive Games with a Home Run	3, Torres (2/28-3/2)
Runs Batted In	6, 3x, last Lebron vs. Ohio State (2/23)
Stolen Bases	2, 6x, last Bonomolo Jr. and Lebron vs. Tennessee (3/21)
Strikeouts	3, 17x, last Staton and Torres vs. Southern Miss (4/8)
Walks	4, Hodo vs. Southern Miss (4/8)

INDIVIDUAL PITCHING

Innings Pitched, Starter	7.0, Alock at Texas A&M (3/16)
Innings Pitched, Reliever	4.2, Myers at Auburn (G2) (4/5)
Strikeouts	10, Adams vs. Presbyterian (3/7)
Walks	4, 2x, last Quick vs. at Auburn (G1) (4/5)
Fewest Hits Allowed, Starter (5.0+ IP)	1, Quick at Texas A&M (3/15)
Consecutive Scoreless IP, Starter	11.1, Adams (2/28-3/14)
Consecutive Scoreless IP, Reliever	11.2, Buchanan (3/18-4/4)
Consecutive Scoreless Relief Appearances	7, Ozmer (2/14-3/11)
Consecutive Saves Converted	5, Ozmer (2/14-3/11)
Longest Winning Streak, Starter	4, Quick, (2/15-3/15)

TEAM MISCELLANEOUS

Most Games Over .500	22 games (4/8 & 4/1)
Most Games Under .500	N/A
Longest Winning Streak	16 games (2/14-3/8)
Longest Losing Streak	2 games (3/21-22)
Largest Margin of Victory	16 vs. Bradley (2/15)
Largest Margin of Defeat	10 at Auburn (4/4)
Fewest Hits, Game	2 at Auburn (4/4)
Fewest Hits Allowed, Game	2 vs. Presbyterian (3/8)

STARTS BY POSITION

Pitcher (5)	- Adams (8), Alcock (8), Quick (7), Blackwood (6), Finateri (4), Kittrell (1)
Catcher (2)	- Plattner (18), Neal (16)
First Base (2)	- Hodo (33), Torres (1)
Second Base (2)	- Norton (26), Staton (7), Young Jr. (1)
Third Base (2)	- Torres (33), Staton (1)
Shortstop (1)	- Lebron (34)
Left Field (3)	- Snell (31), Neal (2), Steele (1)
Center Field (1)	- Bonomolo Jr. (34)
Right Field (1)	- Fowler (34)
Designated Hitter (3)	- Mizell (28), Staton (3), Snell (2), Hodo (1)

STARTS BY BATTING ORDER

1 (1)	- Fowler (25), Bonomolo Jr. (7), Mizell (2)
2 (1)	- Lebron (34)
3 (2)	- Mizell (22), Snell (8), Hodo (4)
4 (1)	- Torres (32), Plattner (2)
5 (2)	- Hodo (30), Snell (3), Fowler (1)
6 (4)	- Norton (21), Staton (4), Plattner (3), Mizell (2), Torres (2), Fowler (1), Snell (1)
7 (4)	- Snell (20), Fowler (5), Neal (3), Mizell (2), Norton (2), Staton (2)
8 (5)	- Plattner (13), Neal (10), Staton (5), Norton (2), Fowler (1), Snell (1), (Steele), Young Jr. (1)
9 (1)	- Bonomolo Jr. (27), Neal (5), Fowler (1), Norton (1)

CRIMSON TIDE AT A GLANCE

Overall Record	28-6
Current Streak	Won 1
Series Record	5-2
Home	18-4
Road	6-2
Neutral	4-0
Day/Night	10-3/18-3
vs. Top-25 Teams	10-5
In February	10-0
In March	15-4
In April	3-2
In May	0-0
In June	0-0
vs. RHS/LHS	22-5/6-1
Alabama Scores First	18-1
Comeback Wins	10
Losses After Leading	1
Extra Innings	1-0
One-Run Games	4-1
Two-Run Games	8-1
Leading After 6/7/8	24-0/22-0/17-0
Trailing After 6/7/8	2-6/1-4/2-4
Alabama Out-Hits Opponent	20-1
Opponent Out-Hits Alabama	8-5
Two Teams Match on Hits	N/A

2025 RESULTS



2025 Crimson Tide Baseball
Game Results for Alabama (as of Apr 08, 2025)
(All games)



Date	Opponent	Score	Inns	Overall	Conference	Pitcher of record	Attend	Time
Feb 14, 2025	BRADLEY	w 10-6	9	1-0-0	0-0-0	Adams (W 1-0)	4171	3:11
Feb 15, 2025	BRADLEY	w 19-3	9	2-0-0	0-0-0	Quick (W 1-0)	3279	3:37
Feb 16, 2025	BRADLEY	w 11-4	8	3-0-0	0-0-0	Alcock (W 1-0)	3311	2:59
Feb 18, 2025	MIDDLE TENNESSEE	w 12-2	8	4-0-0	0-0-0	Blackwood (W 1-0)	3180	3:06
Feb 19, 2025	ALABAMA STATE	w 15-1	7	5-0-0	0-0-0	Kittrell (W 1-0)	2885	2:28
Feb 21, 2025	vs Coastal Carolina	w 9-2	9	6-0-0	0-0-0	Adams (W 2-0)	2020	3:22
Feb 22, 2025	vs #12 NC State	w 4-0	9	7-0-0	0-0-0	Quick (W 2-0)	2719	2:36
Feb 23, 2025	vs Ohio State	w 12-10	9	8-0-0	0-0-0	Robertson (W 1-0)	0	3:28
Feb 25, 2025	JACKSONVILLE STATE	w 20-11	9	9-0-0	0-0-0	Blackwood (W 2-0)	4007	3:43
Feb 28, 2025	NORTH DAKOTA STATE	w 12-4	9	10-0-0	0-0-0	Myers (W 1-0)	4180	3:04
Mar 01, 2025	NORTH DAKOTA STATE	w 9-7	9	11-0-0	0-0-0	Quick (W 3-0)	4019	3:09
Mar 02, 2025	NORTH DAKOTA STATE	w 11-3	9	12-0-0	0-0-0	Alcock (W 2-0)	3419	2:50
Mar 04, 2025	at Jacksonville State	w 11-1	9	13-0-0	0-0-0	Myers (W 2-0)	834	3:31
Mar 05, 2025	#19 TROY	w 3-1	9	14-0-0	0-0-0	Heiberger (W 1-0)	2990	3:33
Mar 07, 2025	PRESBYTERIAN	w 10-0	7	15-0-0	0-0-0	Adams (W 3-0)	3367	2:22
Mar 08, 2025	PRESBYTERIAN	w 15-1	7	16-0-0	0-0-0	Quick (W 4-0)	3368	2:18
Mar 09, 2025	PRESBYTERIAN	L 8-11	9	16-1-0	0-0-0	Heiberger (L 1-1)	3021	3:23
Mar 11, 2025	at UAB Blazers	w 6-3	9	17-1-0	0-0-0	Bryans (W 1-0)	2528	3:30
* Mar 14, 2025	at #19 Texas A&M	w 6-4	9	18-1-0	1-0-0	OZMER (W 1-0)	6917	3:06
* Mar 15, 2025	at #19 Texas A&M	w 6-2	9	19-1-0	2-0-0	HEIBERGER (W 2-1)	6929	3:22
* Mar 16, 2025	at #19 Texas A&M	w 2-0	9	20-1-0	3-0-0	ALCOCK (W 3-0)	6864	2:42
Mar 18, 2025	SOUTH ALABAMA	w 6-5	(10)	21-1-0	3-0-0	MORRIS (W 1-0)	3899	3:17
* Mar 20, 2025	#1 TENNESSEE	w 6-5	9	22-1-0	4-0-0	ADAMS (W 4-0)	4341	2:47
* Mar 21, 2025	#1 TENNESSEE	L 7-10	9	22-2-0	4-1-0	QUICK (L 4-1)	5800	3:36
* Mar 22, 2025	#1 TENNESSEE	L 2-9	9	22-3-0	4-2-0	ALCOCK (L 3-1)	5800	3:29
Mar 25, 2025	vs North Alabama	w 4-3	9	23-3-0	4-2-0	OZMER (W 2-0)	5931	3:01
* Mar 28, 2025	#9 OKLAHOMA	w 8-6	9	24-3-0	5-2-0	OZMER (W 3-0)	5179	3:50
* Mar 29, 2025	#9 OKLAHOMA	L 5-6	9	24-4-0	5-3-0	BANKS (L 0-1)	4062	3:10
* Mar 30, 2025	#9 OKLAHOMA	w 8-6	9	25-4-0	6-3-0	FINATERI (W 1-0)	3625	3:04
Apr 01, 2025	SAMFORD	w 11-9	9	26-4-0	6-3-0	BUCHANAN (W 1-0)	3883	3:27
* Apr 04, 2025	at #14 Auburn	L 0-10	7	26-5-0	6-4-0	ADAMS (L 4-1)	6729	2:21
* Apr 05, 2025	at #14 Auburn-1	w 6-5	9	27-5-0	7-4-0	MORRIS (W 2-0)	5603	3:09
* Apr 05, 2025	at #14 Auburn-2	L 5-7	9	27-6-0	7-5-0	ALCOCK (L 3-2)	5603	2:44
Apr 08, 2025	#23 SOUTHERN MISS	w 10-6	9	28-6-0	7-5-0	HEIBERGER (W 3-1)	3821	3:07

* = Conference game

() extra inning game

2025 GAMES SUMMARY



2025 Crimson Tide Baseball
Games Summary for Alabama (as of Apr 08, 2025)
(All games)



Score by innings	1	2	3	4	5	6	7	8	9	EX	Total
Alabama	19	66	41	34	25	23	31	25	24	1	289
Opponents	23	16	18	22	15	15	26	18	10	0	163

Record when ...

Overall	28-6	After 6 leading	24-0
Conference	7-5 trailing	2-6
Non-Conference	21-1 tied	2-0
Home games	18-4	After 7 leading	22-0
Away games	6-2 trailing	1-4
Neutral site	4-0 tied	2-1
Day games	14-3	After 8 leading	17-0
Night games	14-3 trailing	2-4
vs Left starter	6-1 tied	4-1
vs Right starter	22-5		
1-Run games	4-1	Hit 0 home runs	5-2
2-Run games	8-1	... 1 home run	8-3
5+Run games	11-2	... 2+ home runs	15-1
Extra innings	1-0		
Shutouts	3-1	Opponent 0 home runs	12-2
	 1 home run	12-3
Scoring 0-2 runs	1-2 2+ HRs	4-1
..... 3-5 runs	3-2		
..... 6-9 runs	10-2	Made 0 errors	14-1
..... 10+ runs	14-0 1 error	7-4
	 2+ errors	7-1
Opponent 0-2 runs	10-0		
..... 3-5 runs	10-0	Opp. made 0 errors	12-2
..... 6-9 runs	6-3 1 error	10-3
..... 10+ runs	2-3 2+ errors	6-1
Scored in 1st inning	9-1	Out-hit opponent	20-1
Opp. scored in 1st	6-4	Out-hit by opponent	8-5
Scores first	18-1	Hits are tied	0-0
Opp. scores first	10-5		

Record when team scores:

Runs	0	1	2	3	4	5	6	7	8	9	10+
W-L	0-1	0-0	1-1	1-0	2-0	0-2	6-0	0-1	2-1	2-0	14-0

Record when opponent scores:

Runs	0	1	2	3	4	5	6	7	8	9	10+
W-L	3-0	4-0	3-0	4-0	3-0	3-0	4-1	1-1	0-0	1-1	2-3

Record when leading after:

Inn.	1	2	3	4	5	6	7	8
W-L	7-1	18-1	21-1	21-1	23-1	24-0	22-0	17-0

Record when trailing after:

Inn.	1	2	3	4	5	6	7	8
W-L	4-4	2-5	3-5	3-5	2-5	2-6	1-4	2-4

Record when tied after:

Inn.	1	2	3	4	5	6	7	8
W-L	17-1	8-0	4-0	4-0	3-0	2-0	2-1	4-1

Current winning streak: 1
Longest winning streak: 16
Longest losing streak: 2

Home attendance : 85607 (22 dates avg = 3891)
Away attendance : 52677 (12 dates avg = 4389)
Total attendance: 138284 (34 dates avg = 4067)

2025 TEAM GAME-BY-GAME [BATTING]

2025 Crimson Tide Baseball
Team Game-by-Game for Alabama (as of Apr 08, 2025)
Batting (All games)

Date	Opponent	ab	r	h	rbi	2b	3b	hr	tb	bb	ibb	sb	cs	hbp	sac	sf	gdp	k	po	a	e	lob	avg
Feb 14	BRADLEY	33	10	11	10	2	0	1	16	5	0	2	1	3	0	1	0	11	27	10	1	8	.333
Feb 15	BRADLEY	39	19	16	15	2	0	2	24	13	0	0	0	3	0	0	0	7	27	9	2	12	.375
Feb 16	BRADLEY	31	11	12	11	0	1	3	23	6	1	4	0	3	1	0	0	8	24	7	2	9	.379
Feb 18	MIDDLE TENNESSEE	35	12	14	12	4	0	2	24	10	0	0	0	1	0	1	0	9	24	9	2	13	.384
Feb 19	ALABAMA STATE	33	15	15	15	5	0	1	23	8	0	1	0	2	0	1	0	8	21	6	0	11	.398
Feb 21	vs Coastal Carolina	31	9	3	7	0	0	0	3	12	0	1	0	3	0	0	0	12	27	7	2	10	.351
Feb 22	vs NC State	32	4	9	3	1	0	1	13	5	0	1	1	0	0	0	0	8	27	8	0	9	.342
Feb 23	vs Ohio State	37	12	12	12	3	0	3	24	11	0	0	0	2	0	0	0	9	27	7	1	13	.339
Feb 25	JACKSONVILLE STATE	38	20	16	20	1	0	6	35	7	0	2	0	7	0	1	0	3	27	13	2	9	.350
Feb 28	NORTH DAKOTA STAT	33	12	11	12	0	1	4	25	7	0	2	0	2	1	0	0	6	27	7	0	7	.348
Mar 01	NORTH DAKOTA STAT	33	9	11	9	4	0	4	27	7	0	1	0	0	0	0	0	7	27	7	1	7	.347
Mar 02	NORTH DAKOTA STAT	30	11	11	9	2	0	2	19	9	0	5	1	0	0	1	0	2	27	13	0	5	.348
Mar 04	at Jacksonville State	39	11	15	11	2	1	0	19	5	0	4	0	3	0	1	1	4	27	9	0	10	.351
Mar 05	TROY	30	3	6	3	1	0	1	10	2	0	0	0	1	0	0	0	2	27	14	0	6	.342
Mar 07	PRESBYTERIAN	31	10	11	9	3	0	0	14	5	0	0	0	2	1	1	0	5	21	7	0	10	.343
Mar 08	PRESBYTERIAN	30	15	13	14	1	0	2	20	5	0	0	0	2	0	1	0	4	21	11	0	5	.348
Mar 09	PRESBYTERIAN	32	8	7	7	2	0	3	18	9	1	2	0	2	0	2	1	3	27	9	3	10	.340
Mar 11	at UAB Blazers	39	6	15	6	0	1	3	26	5	0	2	0	1	1	0	2	7	27	11	1	13	.343
*Mar 14	at Texas A&M	32	6	8	6	2	0	4	22	3	0	0	0	1	0	0	1	6	27	7	1	3	.339
*Mar 15	at Texas A&M	35	6	8	6	2	0	2	16	6	0	0	1	0	1	0	1	10	27	11	0	9	.333
*Mar 16	at Texas A&M	36	2	9	2	3	0	1	15	2	0	0	0	1	0	0	1	10	27	9	1	10	.329
Mar 18	SOUTH ALABAMA	36	6	8	6	1	0	2	15	4	0	1	0	3	0	0	0	4	30	7	0	9	.323
*Mar 20	TENNESSEE	31	6	6	6	2	0	0	8	4	0	0	0	2	0	0	0	11	27	7	2	7	.318
*Mar 21	TENNESSEE	37	7	12	6	0	0	1	15	4	0	4	1	3	0	0	1	7	27	4	1	10	.319
*Mar 22	TENNESSEE	33	2	6	2	1	0	0	7	3	0	0	0	0	0	0	0	12	27	5	0	7	.313
Mar 25	vs North Alabama	30	4	5	3	2	0	0	7	6	0	2	0	1	1	0	0	4	27	5	0	8	.308
*Mar 28	OKLAHOMA	35	8	12	9	4	0	1	19	6	0	0	0	1	0	1	1	13	27	7	2	11	.310
*Mar 29	OKLAHOMA	34	5	8	4	2	0	1	13	3	0	1	0	2	1	0	1	11	27	13	1	8	.307
*Mar 30	OKLAHOMA	34	8	9	5	2	0	2	17	2	1	0	0	3	0	0	1	8	27	6	0	7	.305
Apr 01	SAMFORD	35	11	11	10	5	0	1	19	10	0	2	1	0	0	0	0	8	27	8	0	10	.306
*Apr 04	at Auburn	22	0	2	0	1	0	0	3	2	0	0	0	0	0	0	1	6	18	7	1	3	.301
*Apr 05	at Auburn	37	6	10	6	2	1	1	17	2	0	0	0	2	0	0	0	8	27	16	1	8	.300
*Apr 05	at Auburn	33	5	6	5	1	0	1	10	4	0	0	0	1	0	0	0	5	24	6	1	6	.297
Apr 08	SOUTHERN MISS	33	10	11	10	2	1	3	24	7	0	1	0	2	0	0	0	11	27	8	0	8	.298
Totals		1139	289	339	271	65	6	58	590	199	3	38	6	59	7	11	12	249	885	290	28	291	.298

2025 TEAM GAME-BY-GAME [PITCHING]

2025 Crimson Tide Baseball
Team Game-by-Game for Alabama (as of Apr 08, 2025)
Pitching (All games)

Date	Opponent	ip	h	r	er	bb	so	2b	3b	hr	wp	bk	hbp	dp	ibb	score	w-l	sv	era
Feb 14	BRADLEY	9.0	7	6	6	7	7	1	0	1	1	0	1	1	0	10-6	1-0	1	6.00
Feb 15	BRADLEY	9.0	6	3	1	2	10	1	0	1	1	0	4	0	0	19-3	2-0	1	3.50
Feb 16	BRADLEY	8.0	9	4	2	2	10	0	0	0	1	0	0	0	0	11-4	3-0	1	3.12
Feb 18	MIDDLE TENNESSEE	8.0	5	2	2	3	9	2	0	0	0	0	2	1	0	12-2	4-0	1	2.91
Feb 19	ALABAMA STATE	7.0	3	1	1	4	9	1	0	0	0	0	1	2	0	15-1	5-0	1	2.63
Feb 21	vs Coastal Carolina	9.0	5	2	2	4	10	0	0	0	2	1	0	0	0	9-2	6-0	1	2.52
Feb 22	vs NC State	9.0	3	0	0	4	8	0	0	0	2	0	1	1	0	4-0	7-0	2	2.14
Feb 23	vs Ohio State	9.0	7	10	10	5	14	0	0	2	1	0	0	0	0	12-10	8-0	2	3.18
Feb 25	JACKSONVILLE STATE	9.0	13	11	9	4	8	1	0	2	0	0	4	2	0	20-11	9-0	2	3.86
Feb 28	NORTH DAKOTA STAT	9.0	7	4	4	3	12	1	0	0	1	0	0	1	0	12-4	10-0	2	3.87
Mar 01	NORTH DAKOTA STAT	9.0	12	7	6	5	10	2	0	1	0	0	2	0	0	9-7	11-0	3	4.07
Mar 02	NORTH DAKOTA STAT	9.0	5	3	2	2	11	1	0	1	1	0	2	2	0	11-3	12-0	3	3.89
Mar 04	at Jacksonville State	9.0	4	1	1	6	7	2	0	0	1	0	1	1	0	11-1	13-0	3	3.66
Mar 05	TROY	9.0	7	1	1	1	8	1	0	0	1	0	1	1	0	3-1	14-0	4	3.47
Mar 07	PRESBYTERIAN	7.0	5	0	0	1	11	1	0	0	0	0	0	0	0	10-0	15-0	4	3.28
Mar 08	PRESBYTERIAN	7.0	2	1	1	2	5	0	0	1	0	0	1	2	0	15-1	16-0	4	3.18
Mar 09	PRESBYTERIAN	9.0	11	11	8	5	11	4	0	0	3	0	0	0	1	8-11	16-1	4	3.48
Mar 11	at UAB Blazers	9.0	5	3	3	5	7	1	0	0	4	0	0	0	0	6-3	17-1	5	3.45
*Mar 14	at Texas A&M	9.0	11	4	2	3	8	2	0	1	0	0	1	1	0	6-4	18-1	5	3.37
*Mar 15	at Texas A&M	9.0	4	2	2	6	7	0	0	0	1	0	1	2	0	6-2	19-1	5	3.30
*Mar 16	at Texas A&M	9.0	4	0	0	2	10	0	0	0	0	0	0	1	0	2-0	20-1	6	3.13
Mar 18	SOUTH ALABAMA	10.0	12	5	5	3	11	1	0	1	1	0	1	0	0	6-5	21-1	6	3.20
*Mar 20	TENNESSEE	9.0	9	5	4	2	7	0	0	1	1	0	1	1	0	6-5	22-1	7	3.24
*Mar 21	TENNESSEE	9.0	11	10	10	9	14	1	0	1	0	0	1	0	0	7-10	22-2	7	3.53
*Mar 22	TENNESSEE	9.0	15	9	9	6	10	3	1	3	3	0	1	1	0	2-9	22-3	7	3.76
Mar 25	vs North Alabama	9.0	6	3	3	4	14	2	0	1	0	0	1	1	1	4-3	23-3	7	3.73
*Mar 28	OKLAHOMA	9.0	10	6	6	5	7	1	0	2	0	0	0	1	0	8-6	24-3	7	3.81
*Mar 29	OKLAHOMA	9.0	9	6	6	5	6	0	0	1	0	1	1	1	0	5-6	24-4	7	3.89
*Mar 30	OKLAHOMA	9.0	8	6	6	4	9	0	0	2	0	0	0	0	0	8-6	25-4	8	3.97
Apr 01	SAMFORD	9.0	8	9	9	3	12	2	0	1	1	0	3	0	0	11-9	26-4	9	4.14
*Apr 04	at Auburn	6.0	15	10	10	5	3	6	0	0	1	0	1	1	0	0-10	26-5	9	4.38
*Apr 05	at Auburn	9.0	8	5	5	6	4	0	0	1	2	0	2	2	0	6-5	27-5	10	4.40
*Apr 05	at Auburn	8.0	12	7	7	0	8	1	0	1	0	0	2	0	0	5-7	27-6	10	4.50
Apr 08	SOUTHERN MISS	9.0	12	6	6	2	8	2	0	1	0	0	2	2	0	10-6	28-6	11	4.55
Totals		295.0	270	163	149	130	305	40	1	26	29	2	38	28	2	289-163	28-6	11	4.55

2025 CUMULATIVE STATS



2025 Crimson Tide Baseball
Overall Statistics for Alabama (as of Apr 08, 2025)
(All games Sorted by Batting avg)



Record: 28-6 Home: 18-4 Away: 6-2 Neutral: 4-0 Conference: 7-5

Player	avg	gp-gs	ab	r	h	2b	3b	hr	rbi	tb	slg%	bb	hp	so	gdp	ob%	sf	sh	sb-att	po	a	e	fld%
Kade Snell	.393	33-33	122	27	48	8	0	5	26	71	.582	19	4	8	2	.483	2	0	0-1	43	4	2	.959
Justin Lebron	.343	34-34	137	39	47	10	1	14	56	101	.737	19	7	31	0	.442	2	1	8-9	63	74	4	.972
Richie Bonomolo Jr.	.330	34-34	115	39	38	11	1	4	25	63	.548	25	2	20	2	.448	3	3	12-13	81	0	2	.976
Will Plattner	.304	20-18	69	17	21	8	0	0	12	29	.420	10	1	17	0	.395	1	0	0-0	158	5	0	1.000
Will Hodo	.303	34-34	122	37	37	6	3	8	29	73	.598	22	12	36	3	.452	1	0	3-3	235	15	3	.988
Jason Torres	.302	34-34	126	26	38	4	1	8	31	68	.540	22	11	43	1	.447	0	0	0-0	22	41	3	.955
Bryce Fowler	.275	34-34	131	28	36	5	0	4	33	53	.405	25	6	20	1	.411	1	1	11-13	70	3	1	.986
Coleman Mizell	.248	30-28	109	20	27	4	0	4	13	43	.394	24	3	23	0	.397	0	0	3-3	1	0	0	1.000
Brennen Norton	.218	29-26	101	23	22	3	0	6	16	43	.426	10	7	22	3	.331	0	0	1-1	36	80	2	.983
Brady Neal	.196	18-18	56	21	11	3	0	1	11	17	.304	15	2	11	0	.378	1	2	0-0	146	13	1	.994

Peyton Steele	.500	4-1	8	2	4	1	0	1	2	8	1.000	0	0	2	0	.500	0	0	0-0	2	0	0	1.000
Garrett Staton	.281	12-11	32	8	9	2	0	3	17	20	.625	5	4	13	0	.439	0	0	0-1	5	15	2	.909
Jon Young Jr.	.125	5-1	8	0	1	0	0	0	0	1	.125	1	0	2	0	.222	0	0	0-0	5	2	1	.875
Sean Griggs	.000	1-0	2	0	0	0	0	0	0	0	.000	0	0	1	0	.000	0	0	0-0	0	0	1	.000
JoJo Williamson	.000	2-0	1	1	0	0	0	0	0	0	.000	1	0	0	0	.500	0	0	0-0	0	2	0	1.000
Andre Modugno	.000	1-0	0	0	0	0	0	0	0	0	.000	1	0	0	0	1.000	0	0	0-0	0	0	0	.000
Ahmaad Duff	.000	1-0	0	1	0	0	0	0	0	0	.000	0	0	0	0	.000	0	0	0-0	0	0	0	.000
Totals	.298	34	1139	289	339	65	6	58	271	590	.518	199	59	249	12	.424	11	7	38-44	885	290	28	.977
Opponents	.244	34	1107	163	270	40	1	26	152	390	.352	130	38	305	10	.340	12	7	22-31	835	265	30	.973

LOB - Team (291), Opp (247). DPs turned - Team (28), Opp (22). CI - Team (1), Neal 1. IBB - Team (3), Lebron 3, Opp (2).

Picked off - Snell 1, Fowler 1, Hodo 1, Bonomolo Jr. 1, Mizell 1.

(All games Sorted by Earned run avg)

Player	era	w-l	app	gs	cg	sho	sv	ip	h	r	er	bb	so	2b	3b	hr	b/avg	wp	hp	bk	sfa	sha
Braylon Myers	2.74	2-0	13	0	0	0/1	1	23.0	14	8	7	7	27	2	0	1	.179	1	4	0	3	0
Riley Quick	3.42	4-1	7	7	0	0/1	0	26.1	20	10	10	13	24	2	0	2	.222	2	4	0	0	3
JT Blackwood	3.86	2-0	10	6	0	0/0	0	25.2	24	11	11	5	19	3	0	2	.245	1	3	0	0	0
Zane Adams	5.09	4-1	8	8	0	0/1	0	35.1	40	23	20	14	36	7	0	3	.276	2	0	0	1	0
Bobby Alcock	5.97	3-2	8	8	0	0/1	0	28.2	30	22	19	11	32	1	1	5	.270	1	3	1	3	0

Anthony Pesci	0.00	0-0	2	0	0	0/0	0	2.0	0	0	0	0	2	0	0	0	.000	0	1	0	0	0
Carson Ozmer	1.29	3-0	16	0	0	0/1	10	21.0	11	3	3	12	25	1	0	3	.155	2	2	0	1	0
Hagan Banks	1.59	0-1	9	0	0	0/1	0	11.1	5	2	2	6	13	0	0	0	.139	1	1	0	0	0
Coulson Buchanan	1.80	1-0	11	0	0	0/0	0	15.0	12	3	3	6	20	4	0	0	.222	1	3	0	1	1
Austin Morris	3.55	2-0	9	0	0	0/0	0	12.2	8	6	5	6	11	1	0	0	.186	3	3	0	0	0
Matthew Heiberger	4.00	3-1	13	0	0	0/1	0	18.0	18	8	8	7	16	3	0	0	.269	0	4	0	1	2
Aeden Finateri	4.66	1-0	9	4	0	0/0	0	19.1	21	12	10	5	17	3	0	3	.276	1	3	0	0	0
Tyler Fay	4.91	0-0	12	0	0	0/0	0	18.1	23	12	10	5	11	4	0	3	.299	1	1	0	1	0
Connor Ball	6.23	0-0	10	0	0	0/2	0	4.1	8	3	3	1	5	2	0	1	.381	1	0	0	0	0
Tate Robertson	7.71	1-0	7	0	0	0/0	0	9.1	10	8	8	2	6	3	0	1	.278	1	0	0	0	1
Beau Bryans	8.44	1-0	8	0	0	0/0	0	5.1	7	7	5	7	10	1	0	0	.292	2	2	0	0	0
Connor Lehman	9.00	0-0	2	0	0	0/0	0	2.0	3	2	2	0	3	1	0	0	.333	0	0	0	0	0
Zach Kittrell	9.64	1-0	5	1	0	0/1	0	4.2	3	5	5	5	6	0	0	0	.176	1	1	0	0	0
Aidan Moza	10.12	0-0	6	0	0	0/0	0	5.1	5	6	6	5	9	1	0	1	.250	5	0	0	1	0
Packy Bradley-Cooney	10.80	0-0	6	0	0	0/0	0	3.1	3	4	4	7	5	1	0	0	.250	1	0	1	0	0
Ariston Veasey	11.57	0-0	3	0	0	0/0	0	2.1	1	3	3	4	5	0	0	0	.125	2	1	0	0	0
Jack Ketchum	27.00	0-0	4	0	0	0/0	0	1.2	4	5	5	2	3	0	0	1	.444	0	2	0	0	0
Totals	4.55	28-6	34	34	0	3/3	11	295.0	270	163	149	130	305	40	1	26	.244	29	38	2	12	7
Opponents	8.44	6-28	34	34	1	1/0	3	278.1	339	289	261	199	249	65	6	58	.298	23	59	3	11	7

PB - Team (6), Plattner 4, Neal 2, Opp (8). Pickoffs - Team (4), Finateri 2, Alcock 1, Adams 1, Opp (5). SBA/ATT - Plattner (12-16), Neal (10-15), Quick (3-5), Finateri (3-5), Adams (3-4), Banks (1-3), Alcock (3-3), Bryans (2-2), Ozmer (1-2), Bradley-Coon (2-2), Buchanan (1-1), Kittrell (1-1), Blackwood (0-1), Morris (1-1), Ball (1-1).

2025 CUMULATIVE STATS



2025 Crimson Tide Baseball
Overall Statistics for Alabama (as of Apr 08, 2025)
(All games Sorted by Fielding pct)



Player	c	po	a	e	fld%	dp	sba	csb	sba%	pb	ci
Will Plattner	163	158	5	0	1.000	1	12	4	.750	4	0
Zane Adams	9	3	6	0	1.000	1	3	1	.750	0	0
Matthew Heiberger	8	2	6	0	1.000	0	0	0	---	0	0
Riley Quick	7	3	4	0	1.000	0	3	2	.600	0	0
Aeden Finateri	6	3	3	0	1.000	0	3	2	.600	0	0
Tate Robertson	3	1	2	0	1.000	0	0	0	---	0	0
Braylon Myers	3	0	3	0	1.000	0	0	0	---	0	0
Zach Kittrell	2	1	1	0	1.000	0	1	0	1.000	0	0
JoJo Williamson	2	0	2	0	1.000	0	0	0	---	0	0
Coulson Buchanan	2	0	2	0	1.000	0	1	0	1.000	0	0
Peyton Steele	2	2	0	0	1.000	0	0	0	---	0	0
Coleman Mizell	1	1	0	0	1.000	0	0	0	---	0	0
Connor Ball	1	0	1	0	1.000	0	1	0	1.000	0	0
Austin Morris	1	0	1	0	1.000	0	1	0	1.000	0	0
Brady Neal	160	146	13	1	.994	0	10	5	.667	2	1
Will Hodo	253	235	15	3	.988	23	0	0	---	0	0
Bryce Fowler	74	70	3	1	.986	2	0	0	---	0	0
Brennen Norton	118	36	80	2	.983	17	0	0	---	0	0
Richie Bonomolo Jr.	83	81	0	2	.976	0	0	0	---	0	0
Justin Lebron	141	63	74	4	.972	18	0	0	---	0	0
Kade Snell	49	43	4	2	.959	1	0	0	---	0	0
Jason Torres	66	22	41	3	.955	7	0	0	---	0	0
Garrett Staton	22	5	15	2	.909	4	0	0	---	0	0
Jon Young Jr.	8	5	2	1	.875	0	0	0	---	0	0
JT Blackwood	4	1	2	1	.750	0	0	1	.000	0	0
Tyler Fay	4	2	1	1	.750	0	0	0	---	0	0
Bobby Alcock	4	0	3	1	.750	0	3	0	1.000	0	0
Carson Ozmer	5	2	1	2	.600	1	1	1	.500	0	0
Sean Griggs	1	0	0	1	.000	0	0	0	---	0	0
Aidan Moza	1	0	0	1	.000	0	0	0	---	0	0
Andre Modugno	0	0	0	0	.000	0	0	0	---	0	0
Jack Ketchum	0	0	0	0	.000	0	0	0	---	0	0
Beau Bryans	0	0	0	0	.000	0	2	0	1.000	0	0
Hagan Banks	0	0	0	0	.000	0	1	2	.333	0	0
Ariston Veasey	0	0	0	0	.000	0	0	0	---	0	0
Ahmaad Duff	0	0	0	0	.000	0	0	0	---	0	0
Anthony Pesci	0	0	0	0	.000	0	0	0	---	0	0
Connor Lehman	0	0	0	0	.000	0	0	0	---	0	0
Packy Bradley-Cooney	0	0	0	0	.000	0	2	0	1.000	0	0
Totals	1203	885	290	28	.977	28	22	9	.710	6	1
Opponents	1130	835	265	30	.973	22	38	6	.864	8	0

Hitting minimums - 1 Games 50% of Games 1.0 AB/Game

Pitching minimums - 5 Games 20 IP 0.7 IP/Game

2025 CUMULATIVE SEC STATS



2025 Crimson Tide Baseball
Conference statistics for Alabama (as of Apr 05, 2025)
(Conference games only Sorted by Batting avg)



Record: 7-5 Home: 3-3 Away: 4-2 Conference: 7-5

Player	avg	gp-gs	ab	r	h	2b	3b	hr	rbi	tb	slg%	bb	hp	so	gdp	ob%	sf	sh	sb-att	po	a	e	fld%
Kade Snell	.372	12-12	43	7	16	3	0	2	8	25	.581	6	1	2	1	.460	0	0	0-0	20	1	1	.955
Will Plattner	.313	10-9	32	7	10	4	0	0	5	14	.438	4	1	11	0	.405	0	0	0-0	73	2	0	1.000
Justin Lebron	.286	12-12	49	10	14	4	0	3	11	27	.551	5	1	14	0	.364	0	0	3-3	30	23	0	1.000
Richie Bonomolo Jr.	.250	12-12	44	9	11	4	1	1	4	20	.455	3	2	9	2	.320	1	1	2-3	33	0	2	.943
Jason Torres	.233	12-12	43	4	10	1	0	1	7	14	.326	6	2	16	0	.353	0	0	0-0	3	11	2	.875
Bryce Fowler	.222	12-12	45	7	10	2	0	1	5	15	.333	4	2	7	0	.314	0	0	0-1	32	2	1	.971
Coleman Mizell	.219	10-8	32	3	7	1	0	1	1	11	.344	5	1	11	0	.342	0	0	0-0	1	0	0	1.000
Garrett Staton	.214	6-5	14	2	3	1	0	1	6	7	.500	2	2	6	0	.389	0	0	0-0	1	4	1	.833
Will Hodo	.191	12-12	47	4	9	0	0	3	8	18	.383	3	1	18	2	.255	0	0	0-0	79	5	0	1.000
Brennen Norton	.083	11-10	36	5	3	1	0	1	2	7	.194	2	3	12	3	.195	0	0	0-0	13	34	1	.979
Brady Neal	.214	4-4	14	3	3	1	0	0	0	4	.286	1	0	1	0	.267	0	1	0-0	22	4	0	1.000
Jon Young Jr.	.000	1-0	0	0	0	0	0	0	0	0	.000	0	0	0	0	.000	0	0	0-0	0	0	0	.000
Totals	.241	12	399	61	96	22	1	14	57	162	.406	41	16	107	8	.335	1	2	5-7	312	98	11	.974
Opponents	.287	12	404	70	116	14	1	13	64	171	.423	53	11	93	7	.381	5	3	11-16	309	103	12	.972

LOB - Team (89), Opp (94). DPs turned - Team (11), Opp (8). IBB - Team (1), LEBRON 1. Picked off - HODO 1.

(Conference games only Sorted by Earned run avg)

Player	era	w-l	app	gs	cg	sho	sv	ip	h	r	er	bb	so	2b	3b	hr	b/avg	wp	hp	bk	sfa	sha
Austin Morris	0.00	1-0	2	0	0	0/0	0	2.2	0	0	0	0	4	0	0	0	.000	1	0	0	0	0
Connor Ball	0.00	0-0	2	0	0	0/0	0	1.1	2	0	0	0	1	0	0	0	.333	0	0	0	0	0
Ariston Veasey	0.00	0-0	1	0	0	0/0	0	0.2	0	0	0	1	1	0	0	0	.000	1	0	0	0	0
Jack Ketchum	0.00	0-0	1	0	0	0/0	0	0.1	0	0	0	0	0	0	0	0	.000	0	0	0	0	0
Carson Ozmer	2.25	2-0	5	0	0	0/0	3	8.0	5	2	2	4	5	0	0	2	.185	0	1	0	0	0
Aeden Finateri	3.52	1-0	3	1	0	0/0	0	7.2	8	3	3	2	8	1	0	2	.286	1	0	0	0	0
Braylon Myers	3.60	0-0	5	0	0	0/1	1	10.0	8	4	4	2	10	1	0	1	.229	1	1	0	2	0
Coulson Buchanan	3.60	0-0	3	0	0	0/0	0	5.0	6	2	2	3	4	3	0	0	.316	0	1	0	0	1
Hagan Banks	4.15	0-1	4	0	0	0/0	0	4.1	2	2	2	4	5	0	0	0	.154	1	0	0	0	0
JT Blackwood	5.40	0-0	3	0	0	0/0	0	6.2	7	4	4	2	5	0	0	1	.259	0	0	0	0	0
Riley Quick	5.73	0-1	3	3	0	0/0	0	11.0	10	7	7	9	10	0	0	0	.250	1	1	0	0	1
Matthew Heiberger	6.14	1-0	7	0	0	0/0	0	7.1	12	5	5	4	6	1	0	0	.400	0	2	0	1	1
Bobby Alcock	6.32	1-2	4	4	0	0/1	0	15.2	18	11	11	8	15	0	1	3	.305	0	3	1	2	0
Zane Adams	6.88	1-1	4	4	0	0/0	0	17.0	25	16	13	6	14	6	0	2	.321	1	0	0	0	0
Packy Bradley-Cooney	9.00	0-0	2	0	0	0/0	0	1.0	1	1	1	3	1	1	0	0	.250	0	0	0	0	0
Tyler Fay	13.50	0-0	4	0	0	0/0	0	4.2	9	7	7	2	4	1	0	2	.409	0	1	0	0	0
Aidan Moza	54.00	0-0	1	0	0	0/0	0	0.2	3	4	4	1	0	0	0	0	.600	1	0	0	0	0
Beau Bryans	99.00	0-0	1	0	0	0/0	0	0.0	0	2	2	2	0	0	0	0		0	1	0	0	0
Totals	5.80	7-5	12	12	0	1/1	4	104.0	116	70	67	53	93	14	1	13	.287	8	11	1	5	3
Opponents	4.19	5-7	12	12	1	1/0	3	103.0	96	61	48	41	107	22	1	14	.241	4	16	0	1	2

PB - Team (1), PLATTNER 1. Pickoffs - Team (2), FINATERI 1, ALCOCK 1, Opp (1). SBA/ATT - PLATTNER (8-10), NEAL (3-6), QUICK (3-4), FINATERI (2-4), BRYANS (2-2), BRADLEY-COON (2-2), OZMER (0-1), BUCHANAN (1-1), ALCOCK (1-1), BANKS (0-1).

2025 CUMULATIVE SEC STATS



2025 Crimson Tide Baseball
Conference statistics for Alabama (as of Apr 05, 2025)
(Conference games only Sorted by Fielding pct)

Player	c	po	a	e	fld%	dp	sba	csb	sba%	pb	ci
Will Hodo	84	79	5	0	1.000	9	0	0	---	0	0
Will Plattner	75	73	2	0	1.000	0	8	2	.800	1	0
Justin Lebron	53	30	23	0	1.000	8	0	0	---	0	0
Brady Neal	26	22	4	0	1.000	0	3	3	.500	0	0
Riley Quick	3	1	2	0	1.000	0	3	1	.750	0	0
Matthew Heiberger	2	0	2	0	1.000	0	0	0	---	0	0
Aeden Finateri	2	0	2	0	1.000	0	2	2	.500	0	0
Zane Adams	2	1	1	0	1.000	0	0	0	---	0	0
Coleman Mizell	1	1	0	0	1.000	0	0	0	---	0	0
Tyler Fay	1	1	0	0	1.000	0	0	0	---	0	0
Braylon Myers	1	0	1	0	1.000	0	0	0	---	0	0
Coulson Buchanan	1	0	1	0	1.000	0	1	0	1.000	0	0
Brennen Norton	48	13	34	1	.979	7	0	0	---	0	0
Bryce Fowler	35	32	2	1	.971	1	0	0	---	0	0
Kade Snell	22	20	1	1	.955	0	0	0	---	0	0
Richie Bonomolo Jr.	35	33	0	2	.943	0	0	0	---	0	0
Jason Torres	16	3	11	2	.875	2	0	0	---	0	0
Garrett Staton	6	1	4	1	.833	1	0	0	---	0	0
Carson Ozmer	4	2	1	1	.750	1	0	1	.000	0	0
Bobby Alcock	3	0	2	1	.667	0	1	0	1.000	0	0
JT Blackwood	1	0	0	1	.000	0	0	0	---	0	0
Austin Morris	0	0	0	0	.000	0	0	0	---	0	0
Jon Young Jr.	0	0	0	0	.000	0	0	0	---	0	0
Connor Ball	0	0	0	0	.000	0	0	0	---	0	0
Packy Bradley-Cooney	0	0	0	0	.000	0	2	0	1.000	0	0
Beau Bryans	0	0	0	0	.000	0	2	0	1.000	0	0
Jack Ketchum	0	0	0	0	.000	0	0	0	---	0	0
Hagan Banks	0	0	0	0	.000	0	0	1	.000	0	0
Aidan Moza	0	0	0	0	.000	0	0	0	---	0	0
Ariston Veasey	0	0	0	0	.000	0	0	0	---	0	0
Totals	421	312	98	11	.974	11	11	5	.688	1	0
Opponents	424	309	103	12	.972	8	5	2	.714	0	0

Hitting minimums - 1 Games 50% of Games 1.0 AB/Game

Pitching minimums - 5 Games 20 IP 0.7 IP/Game

2025 TEAM MISCELLANEOUS STATS [OVERALL]



2025 Crimson Tide Baseball
Miscellaneous Stats for Alabama (as of Apr 08, 2025)
(All games)



Multiple Hit Games	2	3	4	5+	Total
Kade Snell	11	4	1	-	16
Justin Lebron	6	7	-	-	13
Richie Bonomolo Jr.	9	3	-	-	12
Will Hodo	7	2	1	-	10
Bryce Fowler	5	4	-	-	9
Jason Torres	6	3	-	-	9
Coleman Mizell	6	1	-	-	7
Will Plattner	5	1	-	-	6
Brennen Norton	4	1	-	-	5
Brady Neal	2	-	-	-	2
Garrett Staton	1	-	-	-	1
Peyton Steele	1	-	-	-	1
TEAM	63	26	2	0	91

Multiple RBI Games	2	3	4	5+	Total
Justin Lebron	4	4	1	5	14
Bryce Fowler	5	1	-	2	8
Will Hodo	3	2	2	1	8
Kade Snell	8	-	-	-	8
Jason Torres	4	1	1	1	7
Richie Bonomolo Jr.	4	-	1	1	6
Garrett Staton	3	1	-	1	5
Brennen Norton	1	1	1	-	3
Brady Neal	2	1	-	-	3
Coleman Mizell	3	-	-	-	3
Will Plattner	2	-	-	-	2
TEAM	39	11	6	11	67

Hitting Streaks	Longest	Current
Bryce Fowler	11	-
Will Hodo	11	1
Kade Snell	8	3
Justin Lebron	8	1
Brennen Norton	7	-
Richie Bonomolo Jr.	7	3
Will Plattner	7	-
Jason Torres	6	-
Coleman Mizell	5	-
Garrett Staton	4	2
Brady Neal	3	1
Peyton Steele	2	1
Jon Young Jr.	1	-

Reached Base Streaks	Longest	Current
Kade Snell	26	3
Will Hodo	26	1
Coleman Mizell	25	-
Richie Bonomolo Jr.	21	7
Jason Torres	19	14
Bryce Fowler	13	9
Will Plattner	12	1
Brennen Norton	11	-
Brady Neal	10	5
Justin Lebron	9	1
Garrett Staton	4	3
Peyton Steele	2	1
Jon Young Jr.	1	1
JoJo Williamson	1	1
Andre Modugno	1	1

2025 TEAM MISCELLANEOUS STATS [SEC]



2025 Crimson Tide Baseball
Miscellaneous Stats for Alabama (as of Apr 07, 2025)
(Conference games only)



Multiple Hit Games	2	3	4	5+	Total
Kade Snell	3	2	-	-	5
Justin Lebron	1	3	-	-	4
Richie Bonomolo Jr.	3	-	-	-	3
Will Plattner	3	-	-	-	3
Bryce Fowler	1	1	-	-	2
Will Hodo	2	-	-	-	2
Coleman Mizell	2	-	-	-	2
Brady Neal	1	-	-	-	1
Jason Torres	-	1	-	-	1
TEAM	16	7	0	0	23

Multiple RBI Games	2	3	4	5+	Total
Justin Lebron	1	2	-	-	3
Bryce Fowler	2	-	-	-	2
Kade Snell	2	-	-	-	2
Garrett Staton	1	1	-	-	2
Will Hodo	1	-	1	-	2
Jason Torres	1	1	-	-	2
Richie Bonomolo Jr.	1	-	-	-	1
Will Plattner	1	-	-	-	1
TEAM	10	4	1	0	15

Hitting Streaks	Longest	Current
Will Plattner	7	-
Kade Snell	6	2
Will Hodo	5	-
Bryce Fowler	5	5
Jason Torres	4	4
Coleman Mizell	3	-
Justin Lebron	3	-
Brady Neal	2	-
Garrett Staton	2	1
Brennen Norton	2	-
Richie Bonomolo Jr.	2	2

Reached Base Streaks	Longest	Current
Jason Torres	10	10
Kade Snell	9	2
Will Plattner	7	1
Richie Bonomolo Jr.	6	5
Will Hodo	6	-
Coleman Mizell	6	-
Bryce Fowler	6	6
Brennen Norton	5	-
Justin Lebron	5	-
Brady Neal	3	3
Garrett Staton	2	2




JUSTIN LEBRON
INF R-R • 6-2 • 175 • So.
Miramar, Fla.
Archbishop Edward McCarthy



KADE SNELL
OF L-L • 6-1 • 220 • R-Sr.
Dothan, Ala.
Wallace State C.C./Auburn/Wicksburg




RILEY QUICK
RHP R-R • 6-6 • 255 • R-So.
Trussville, Ala.
Hewitt-Trussville




RICHIE BONOMO JR.
OF R-R • 5-11 • 190 • Jr.
Bronx, N.Y.
Wabash Valley College/Cardinal Hayes



BEAU BRYANS
LHP L-L • 6-0 • 190 • Jr.
Madison, Miss.
Jones College/Madison Central



MATTHEW HEIBERGER
LHP L-L • 6-3 • 205 • So.
Birmingham, Ala.
Oak Mountain



TYLER FAY
RHP R-R • 6-5 • 215 • R-So.
Doniphan, Neb.
Grand Island Senior



BRYCE FOWLER
OF R-R • 6-5 • 215 • R-Fr.
Madison, Miss.
Pearl River C.C./So. Miss/Germantown



BRADY NEAL
C L-R • 5-10 • 193 • Jr.
Tallahassee, Fla.
LSU/IMG Academy



COULSON BUCHANAN
RHP R-R • 5-10 • 200 • Sr.
Sugar Hill, Ga.
Wofford/North Gwinnett



JT BLACKWOOD
RHP R-R • 6-2 • 210 • Jr.
Cullman, Ala.
Wallace State C.C./Hartselle



CARSON OZMER
RHP R-R • 6-2 • 205 • Gr.
Lantana, Texas
Penn/John H. Guyer



COLEMAN MIZELL
OF L-L • 6-3 • 230 • So.
Hartselle, Ala.
Hartselle



WILL PLATTNER
C/OF R-R • 6-1 • 215 • R-So.
Springfield, Ill.
Ole Miss/Glenwood




WILL HODO
INF/OF L-R • 6-3 • 230 • Sr.
Waynesboro, Miss.
Wayne Academy




AEDEN FINATERI
RHP L-R • 6-3 • 230 • Jr.
Watertown, Conn.
Georgia Tech/Avon Old Farms



ZANE ADAMS
LHP L-L • 6-4 • 195 • So.
Porter, Texas
Porter




BRENNEN NORTON
INF R-R • 5-9 • 185 • Sr.
Cullman, Ala.
Jacksonville State/Cullman




BRAYLON MYERS
RHP R-R • 6-2 • 205 • Sr.
Bessemer, Ala.
Oak Grove



AIDAN MOZA
RHP L-R • 6-1 • 190 • Sr.
Dallas, Ga.
UAB/North Cobb Christian



TATE ROBERTSON
LHP L-L • 6-0 • 170 • R-Jr.
Tuscaloosa, Ala.
Shelton State C.C./Northridge



PEYTON STEELE
OF R-R • 6-1 • 185 • Fr.
Decatur, Ala.
Hartselle



GARRETT STATON
INF R-R • 6-0 • 195 • R-Sr.
Gainesville, Ga.
Samford/North Forsyth




ANTHONY PESCI
RHP L-L • 6-2 • 200 • Fr.
Commerce Township, Mich.
Orchard Lake Saint Mary's Prep



JON YOUNG JR.
INF L-R • 6-1 • 190 • Fr.
Cherry Hill, N.J.
Cherry Hill West




JASON TORRES
INF R-R • 6-1 • 240 • Jr.
Hialeah, Fla.
Miami/Miami Springs



ARISTON VEASEY
RHP/UTL R-R • 6-1 • 175 • So.
Tyrone, Ga.
Starr's Mill




HAGAN BANKS
RHP R-R • 6-4 • 210 • R-Jr.
Plainville, Ga.
Calhoun



ANDRE MODUGNO
INF/RHP L-L • 6-0 • 195 • Fr.
Upper Saddle River, N.J.
IMG Academy



ZACH KITTRELL
RHP R-R • 6-4 • 210 • Jr.
Saraland, Ala.
Pensacola State College/Bayside Aca.




SEAN GRIGGS
INF L-R • 6-2 • 190 • Fr.
Wall, N.J.
Red Bank Catholic



CONNOR BALL
LHP L-L • 6-0 • 165 • R-Jr.
Sterett, Ala.
Chelsea



AHMAAD DUFF
OF R-R • 5-7 • 165 • Fr.
Indianapolis, Ind.
Lawrence Central



JACK KETCHUM
RHP R-R • 6-3 • 210 • Fr.
West Point, Miss.
Heritage Academy




PACKY BRADLEY-COONEY
RHP R-R • 6-2 • 210 • Sr.
Woburn, Mass.
Campbell/CCBC Essex/Arlington Cath.




JOJO WILLIAMSON
INF L-R • 5-8 • 170 • Fr.
Hartselle, Ala.
Hartselle




BOBBY ALCOCK
RHP R-R • 6-5 • 245 • R-Sr.
Lynn, Mass.
Gardner-Webb/The Winchendon Sch.




CONNOR LEHMAN
LHP L-L • 6-2 • 200 • Fr.
Indian Mound, Tenn.
Stewart County



ASHTON ALSTON
RHP R-R • 6-6 • 205 • Fr.
Gallatin, Tenn.
Christian Community Schools




AUSTIN MORRIS
RHP R-R • 6-4 • 210 • R-So.
Warrior, Ala.
Mortimer Jordan



ROB VAUGHN
2nd Year Head Coach
Kansas State, 2009



JASON JACKSON
8th Year Associate Head Coach
Florida State, 2000




MIKE MORRISON
2nd Year Assistant Coach
Coastal Carolina, 2016



ANTHONY PAPIO
2nd Year Assistant Coach
Maryland, 2015



JENNY SANDERS
4th Year Director of Operations
Alabama, 2008



BRETT PRICE
7th Year Strength & Conditioning
Troy, 2013



SEAN STRYKER
8th Year Athletic Trainer
Penn State, 2012