

Ole Miss

BASEBALL

2025 GAME NOTES

Ole Miss Athletics Communications | 908 All-American Drive | Oxford, MS 38655

BSB Contact: Kyle Birnbrauer | Email: kyleb@olemiss.edu | Phone: 662-816-3671

Web: OleMissSports.com/sports/baseball | Twitter: @OleMissBSB | Instagram: @olemissbsb

Facebook: Facebook.com/OleMissBaseball | TikTok: @olemissbsb

WEEK 11 // MISSISSIPPI STATE

APRIL 22 // PEARL, MISS.

RECORD		SEC RECORD	RANKING	
28-12		10-8	18/18/19/22/23	
HEAD COACH	RECORD	YEAR	OM RECORD	YEAR
Mike Bianco	1,034-626-1	28th	934-555-1	25th



VS



RECORD		SEC RECORD	RANKING	
24-16		6-12	---	
HEAD COACH	RECORD	YEAR	MSU RECORD	YEAR
Chris Lemonis	372-223-2	11th	231-132-0	7th

2025 SCHEDULE

DATE	OPPONENT	RESULT/TIME (CT)
Feb. 14	#21 Arizona\$	W, 2-1
Feb. 15	#19 Texas\$	L, 0-10 (7)
Feb. 16	#15 Clemson\$	W, 15-5 (7)
Feb. 18	Arkansas State	W, 4-2 (10)
Feb. 21	Eastern Kentucky	W, 8-0
Feb. 22	Eastern Kentucky	W, 9-4
Feb. 23	Eastern Kentucky	W, 9-3
Feb. 25	#22 Southern Miss	W, 15-8
Feb. 28	Wright State	W, 9-1
March 1	Wright State	W, 8-3
March 2	Wright State	W, 7-3
March 4	SE Louisiana	Canceled (Weather)
March 5	Murray State	W, 8-7 (10)
March 7	Jacksonville State	W, 7-4
March 8	Jacksonville State	W, 12-4
March 9	Jacksonville State	W, 13-2 (8)
March 11	at South Alabama	L, 5-14
March 14	#3 Arkansas*	W, 10-6
March 15	#3 Arkansas*	L, 3-12
March 16	#3 Arkansas*	L, 9-12
March 18	#19 Southern Miss&	L, 2-6
March 21	at Missouri*	W, 9-6
March 22	at Missouri*	W, 17-10
March 23	at Missouri*	W, 14-6
March 25	Memphis	W, 7-5
March 27	Florida*	W, 7-5
March 28	Florida* (DH)	W, 10-9
March 28	Florida* (DH)	L, 8-11
April 1	Jackson State	W, 18-7 (7)
April 4	at Kentucky* (DH)	L, 4-5 (10)
April 4	at Kentucky* (DH)	W, 3-1
April 5	at Kentucky*	W, 5-4 (12)
April 8	at Memphis	W, 10-0 (7)
April 9	Alcorn State	W, 29-1 (7)
April 11	#5 Tennessee*	L, 2-3
April 12	#5 Tennessee*	W, 8-5
April 13	#5 Tennessee*	L, 8-10
April 15	Little Rock	L, 3-7
April 17	at South Carolina*	L, 2-3
April 18	at South Carolina*	L, 2-7
April 19	at South Carolina*	W, 12-2 (7)
April 22	Mississippi State&	6 p.m.
April 25	Vanderbilt*	6:30 p.m.
April 26	Vanderbilt*	5 p.m.
April 27	Vanderbilt*	1:30 p.m.
April 29	Austin Peay	6:30 p.m.
May 2	at Oklahoma*	6:30 p.m.
May 3	at Oklahoma*	4 p.m.
May 4	at Oklahoma*	2 p.m.
May 9	at Mississippi State*	7:30 p.m.
May 10	at Mississippi State*	2 p.m.
May 11	at Mississippi State*	1 p.m.
May 13	UT Martin	6:30 p.m.
May 15	Auburn*	6:30 p.m.
May 16	Auburn*	6:30 p.m.
May 17	Auburn*	1:30 p.m.
May 20-25	SEC Tournament	
May 30-Jun. 2	NCAA Regionals	
Jun. 6-9	NCAA Super Regionals	
Jun. 13-23	College World Series	

Bold indicates home game

* - Southeastern Conference game

\$ - Shriners Children's College Showdown (Arlington, TX)

& - Pearl, Miss.

LEADING OFF

- Ole Miss took one of three games against South Carolina over the weekend, dropping their second-straight conference series.
- The Rebels have now surpassed their win total from 2024 with 28 wins on the season, their most since 2022.
- Their three SEC series wins also matches their total from 2024 and they are one series win away from matching their combined total from the past two seasons.
- Ole Miss is ranked in all five polls this week coming in at No. 23 in the D1Baseball poll, No. 18 in both the USA Today and Perfect Game polls, No. 19 in the NCBWA poll, and No. 22 in the Baseball America poll.
- Luke Hill is currently riding a 24-game on base streak, reaching base in every game since the beginning of conference play.
- Austin Fawley has hit a home run in five of his last six games, including a grand slam on Saturday against the Gamecocks.
- The Rebels now lead the SEC in total walks drawn as a team with 254 free passes so far this season.
- The Rebels have stolen 58 bases in 2025, their highest total since 2019
- Ole Miss has hit 78 home runs this season, eighth-most in the NCAA and fourth-most in the SEC. They are ninth in the nation in home runs per game, averaging 1.95 home runs per game.
- They are top 10 in the SEC in batting average, hits, on base percentage, runs scored, slugging percentage, and stolen bases.
- Ole Miss leads the SEC in strikeouts during conference play, punching out 166 batters over their first five series
- Ole Miss' pitching staff is ranked seventh in the NCAA in K/9 (11.4) and 10th in K:BB at 2.83.

GAME INFO

Dates: April 22

First Pitch (CT): 6 p.m.

Location: Trustmark Park

Venue: Pearl, Miss.

TV: SEC Network+

PxP: Bryan Eubank

Analyst: Seth Smith

Radio: Ole Miss Radio Network

PxP: David Kellum

Analyst: Brad Henderson

Live Stats: OleMissStats.com

SERIES HISTORY

vs. MSU: MSU leads, 258-216-5. Last meeting was May 1, 2024. MSU defeated Ole Miss 5-1 in Pearl.

NUMBERS TO KNOW

58 The Rebels have stolen 58 bases in 2025, their highest total since 2019

14 The Rebel pitching staff has picked off 14 runners this season, their highest total since 2002.

PROJECTED STARTING LINEUP

POSITION PLAYERS

Pos.	No.	Name	Yr.	B/T	GP-GS	Avg.	R	H	2B	3B	HR	RBI	SLG%	BB	HBP	SO	OBP	SB-ATT
C	24	Austin Fawley	So.	R/R	28-27	.260	20	25	5	0	11	33	.656	21	1	36	.395	0-0
1B	36	Will Furniss	Jr.	L/R	34-27	.295	26	31	4	0	6	29	.505	29	0	28	.438	0-0
2B	27	Judd Utermark	Jr.	R/R	40-40	.305	34	46	7	0	11	40	.570	25	2	53	.408	6-11
3B	7	Luke Hill	Jr.	R/R	39-39	.362	48	54	5	2	7	28	.564	34	6	21	.490	13-17
SS	3	Luke Cheng	Sr.	R/R	25-20	.283	16	15	2	0	4	15	.547	9	11	13	.467	0-0
LF	4	Mitchell Sanford	Sr.	L/R	40-40	.310	45	48	9	4	12	34	.652	24	4	38	.411	11-12
CF	51	Isaac Humphrey	Sr.	L/L	39-39	.293	36	41	11	1	9	39	.579	27	8	41	.429	5-7
RF	18	Ryan Moerman	Sr.	R/R	40-40	.276	36	42	13	0	9	37	.539	25	8	46	.399	5-5
DH	9	Hayden Federico	Fr.	S/R	35-32	.267	28	32	3	0	3	19	.367	28	7	19	.427	11-14

ON THE MOUND

Pos.	No.	Name	Yr.	App-GS	W-L	ERA	IP	H	R	ER	BB	SO	2B	3B	HR	Avg.	WP	HBP
RHP	10	Cade Townsend	Fr.	10-3	1-0	7.13	17.2	13	19	14	13	27	5	2	0	.200	3	2

QUICK FACTS	
UNIVERSITY	
Name	University of Mississippi (Ole Miss)
Location	Oxford, Miss.
Founded	Nov. 6, 1848
Enrollment	22,951
Nickname	Rebels
Colors	Cardinal Red & Navy Blue
Conference	Southeastern (West)
Chancellor	Dr. Glenn Boyce
Athletics Director	Keith Carter
Faculty Athletics Representative	Ron Rychlak
STADIUM INFO	
Home Stadium ...	Oxford-University Stadium/Swayze Field
Capacity	11,477
Dimensions	LF-330, LC -365, CF-390
.....	RC-365, RF-330
COACHING STAFF	
Head Coach	Mike Bianco
Alma Mater.....	LSU, 1989
Record at Ole Miss	934-555-1
Year at Ole Miss	25th
Overall Record (28th Season)	1,034-626-1
Assistant Coach	Carl Lafferty
Alma Mater.....	Ole Miss, 2004
Year at Ole Miss	19th
Assistant Coach	Mike Clement
Alma Mater.....	Morningside College, 2002
Year at Ole Miss	11th
Assistant Coach	Joel Mangrum
Alma Mater.....	Mississippi College, 2005
Year at Ole Miss	1st
PROGRAM HISTORY	
First Year	1893
All-Time Record	2,407-1,725-20 (.579)
All-Time SEC Record.....	909-1,038-2 (.466)
NCAA National Championships	1 (2022)
SEC Regular Season Championships	7
(1959, '64, '69, '72, '77, 2009)	
SEC Tournament Championships	3
(1977, 2006, '18)	
SEC West Championships	15
(1954, '56, '59, '60, '63, '64, '67, '69, '72, '77, '82, 2005, '09, '14, '18)	
NCAA Tournament Appearances	25
NCAA Tournament Record	72-54 (.571)
NCAA Regional Championships	12
(1956, '64, '69, '72, 2005	
'06, '07, '09, '14, '19, '21, '22)	
NCAA Super Regional Appearances.....	8
(2005, '06, '07, '09, '14, '19, '21, '22)	
College World Appearances	6
(1956, '64, '69, '72, 2014, '22)	
All-America Selections	38
All-SEC Selections.....	165
MLB Draft Selections.....	219
TEAM INFORMATION	
Letterwinners Returning/Lost	16/21
Position Starters Returning/Lost	3/6
Pitchers Returning/Lost	10/9
Newcomers	21

DAILY SCHEDULE					
TUESDAY	WEDNESDAY	THURSDAY	FRIDAY	SATURDAY	SUNDAY
• vs. Mississippi St 6 p.m.	• Off Day	• Practice Day	• vs. Vanderbilt 6:30 p.m.	• vs. Vanderbilt 5 p.m.	• vs. Vanderbilt 1:30 p.m.

* All times central and subject to change

ATHLETICS COMMUNICATIONS: Ole Miss Assistant Director of Athletic Communications Kyle Birnbrauer handles all communications duties for the Ole Miss baseball program. For any questions or special requests, contact him on his cell at (662) 816-3671 or reach him by email at kyleb@olemiss.edu.

PRACTICES/INTERVIEWS: The Rebels practice throughout the week at Oxford-University Stadium/Swayze Field, with practice typically occurring from 2-5 p.m. CT. All practices are open to the media. Media wishing to arrange interviews with coaches or players either in person or remotely should contact Assistant Director of Athletic Communications Kyle Birnbrauer. All interview requests must be made at least 24 hours in advance. Media availability for players is subject to the team's time management plan.

CREDENTIALS: Requests for credentials must be sent to Kyle Birnbrauer (kyleb@olemiss.edu) at least 24 hours prior to each game. Please only submit credential requests for games you are sure to attend. Priority will be given to media outlets and members who regularly cover Ole Miss baseball.

CREDENTIAL PICKUP/STADIUM ENTRANCE: Credentials can be picked up on gameday at the Oxford-University Stadium will call window to the left of the main gate. Gates open one hour prior to first pitch for midweek games and two hours prior to weekend games, including Thursday games of weekend series. Outside of ADA considerations, media members are not permitted to utilize the elevator or enter the Diamond Club area. Media members can access the press box using the stairs between Section M and N.

PARKING: Media parking will once again be in Lot A, adjacent to the Main Athletics Building off of Gertrude Ford Blvd. When you are approved for single-game credentials, you will also be added to the pass list for Lot A.

PHOTOGRAPHY/VIDEOGRAPHY: Still photographers may shoot from the film deck behind home plate or inside the camera wells down both base lines. Photographers are not allowed to shoot from within the dugout area. Any photographer not following the guidelines may have their credentials revoked at any time. Credentials must be clearly and properly displayed at all times. To request a credential, please contact Kyle Birnbrauer in the Ole Miss Athletics Communications office.

VISITING RADIO: Please contact the Kyle Birnbrauer in the Ole Miss Athletics Communications Office for credentials. The visiting radio booth is behind home plate on the first base side of the plate. Space for a crew of four is allowed for each broadcasting medium. As required by the SEC, Ole Miss provides phone lines for visiting radio.

POSTGAME MEDIA: Both team locker rooms are CLOSED to the media following the game, by facility policy. Selected players will be brought to the media down the first base line following a 10-minute cooling off period. Ole Miss head coach Mike Bianco will address the media approximately 10 minutes after the game following player interviews. On some occasions, the selected players and coach may also be requested for radio interviews with the Ole Miss Radio Network or national television, and will meet those obligations for interviews first.

TELEVISION INFORMATION: All Ole Miss home games not already scheduled for national television are broadcasted live on SEC Network+ via WatchESPN.com and the ESPN app. Links for these broadcasts are made available on the schedule page at OleMissSports.com, as well as in each week's preview. All other games scheduled on the ESPN family of networks can be found on the schedule page online.

LIVE STATS: Live stats are available for each Ole Miss baseball game. Links to follow will be made available online at OleMissSports.com, and can generally be found specifically in game previews or game notes. For all Rebel home games, live stats are available via StatBroadcast on the schedule page at OleMissSports.com or by visiting olemiss.statbroadcast.com.

FTP: Ole Miss offers free FTP downloads of game highlights and interviews with coaches and players for television stations to use during regularly scheduled news/sportscasts. To access the Ole Miss FTP site, please contact Jake Hromada at 440-242-1262 or jahromad@olemiss.edu. Press conferences, media opportunities, practices and any form of competition may not be broadcast live without prior consent of the athletics department. Content attained via FTP should be credited to Ole Miss Sports Productions.

NAME

Ole Miss (preferred)
University of Mississippi
~~Mississippi~~

NICKNAME

Rebels

LOGO



COLORS

Cardinal Red (PMS 186)
Navy Blue (PMS 2767)



2025 ROSTER

NUMERICAL

NO.	NAME	POS.	B/T	HT./WT.	YR.-EXP.	HOMETOWN/PREVIOUS SCHOOL
1	Brayden Randle	IF	L/R	5-9/175	So.-1L	Rockwall, Texas/Rockwall
2	Riley Maddox	RHP	R/R	6-1/210	Sr.-3L	Pearl, Miss./Jackson Prep
3	Luke Cheng	IF	R/R	6-0/185	Sr.-TR	Olney, Md./Illinois State
4	Mitchell Sanford	OF	L/R	6-2/210	Sr.-TR	Berwick, La./New Orleans
6	Owen Paino	IF	L/R	6-3/225	Fr.-HS	Poughkeepsie, N.Y./Roy C. Ketcham
7	Luke Hill	IF	R/R	6-1/200	Jr.-1L	Baton Rouge, La./Arizona State
8	Tate Sirmans	UT	R/R	6-2/190	Fr.-HS	Valdosta, Ga./Lowndes
9	Hayden Federico	IF	S/R	5-11/195	Fr.-HS	West Monroe, La./West Monroe
10	Cade Townsend	RHP	R/R	6-1/185	Fr.-HS	Aliso Viejo, Calif./Santa Margarita Catholic
12	Campbell Smithwick	C	L/R	6-0/190	So.-1L	Oxford, Miss./Oxford
14	Cooper Johnson	LHP/1B	L/L	6-4/220	Fr.-HS	Jefferson, Ga./Mountain View
16	Brayden Jones	RHP	R/R	6-0/200	Jr.-2L	Madison, Miss./Madison-Ridgeland Academy
17	Will McCausland	RHP	R/R	6-0/190	Jr.-TR	Harleysville, Pa./Saint Joseph's
18	Ryan Moerman	OF	R/R	6-0/210	Sr.-TR	Lockport, Ill./Illinois
19	Walker Hooks	LHP	L/L	6-4/265	Fr.-HS	Brandon, Miss./Brandon
20	Collin Reuter	C/IF	R/R	6-2/235	Jr.-TR	Olive Branch, Miss./BYU
21	Mason Morris	RHP	R/R	6-4/225	Jr.-2L	Tupelo, Miss./Tupelo
22	Connor Spencer	RHP	R/R	6-2/225	Sr.-1L	Hernando, Miss./Southeastern Louisiana
23	Hudson Calhoun	RHP	R/R	6-4/210	So.-1L	Tupelo, Miss./McCallie
24	Austin Fawley	C	R/R	6-1/205	So.-TR	West Palm Beach, Fla./Kentucky
25	Ethan Surowiec	IF	R/R	6-1/220	Fr.-HS	Gulfport, Miss./Gulfport
26	Hunter Elliott	LHP	L/L	6-3/215	RJr.-2L	Tupelo, Miss./Tupelo
27	Judd Utermark	IF	R/R	6-5/250	Jr.-2L	Charlotte, N.C./Charlotte Christian
28	Connor Chisolm	OF	L/R	5-10/180	Sr.-1L	Madison, Miss./Hinds CC
29	Ryne Rodriguez	LHP	L/L	6-2/190	Jr.-1L	Fort Worth, Texas/Weatherford College
32	Gunnar Dennis	LHP	L/L	6-3/220	Sr.-1L	Pearl, Miss./Meridian CC
34	Landon Waters	RHP	R/R	6-1/210	Jr.-JC	Grenada, Miss./Meridian CC
35	Owen Hancock	RHP	R/R	6-5/205	Fr.-HS	Sylvester, Ga./Worth County
36	Will Furniss	IF	L/R	6-4/240	Jr.-2L	Nacogdoches, Texas/Nacogdoches
37	Brett Moseley	OF	L/R	6-3/195	Fr.-HS	Trussville, Ala./Trussville
38	Patrick Galle	RHP	R/R	6-2/215	So.-1L	Biloxi, Miss./Biloxi
39	Jackson Miller	OF	R/R	6-0/195	Fr.-HS	Palm Beach, Fla./Benjamin
40	JP Robertson	RHP	R/R	6-0/190	So.-JC	Madison, Miss./Pearl River CC
43	Cole Ketchum	RHP	R/R	6-1/210	RSo.-1L	West Point, Miss./Heritage Academy
44	Jake Reigert	RHP	R/R	6-6/238	Fr.-HS	Cottage Grove, Minn./East Ridge
45	Mason Nichols	RHP	R/R	6-5/220	Sr.-3L	Jackson, Miss./Jackson Prep
47	Sam Tookoian	RHP	R/R	6-5/240	Jr.-2L	Fresno, Calif./Buchanan
50	Taylor Rabe	RHP	R/R	6-5/200	RFr.-HS	Greenville, S.C./Greenville Senior
51	Isaac Humphrey	OF	L/L	6-2/215	Sr.-TR	Livermore, Ky./Louisville
55	Alex Canney	RHP	R/R	6-1/230	Sr.-TR	Valrico, Fla./Tampa

COACHING AND SUPPORT STAFF

NO.	NAME	POSITION	AT OLE MISS	ALMA MATER (YEAR)
5	Mike Bianco	Head Coach	25th Season	LSU (1989)
15	Carl Lafferty	Assistant Coach/Recruiting Coordinator	19th Season	Ole Miss (2004)
30	Mike Clement	Assistant Coach	11th Season	Morningside (2002)
31	Joel Mangrum	Assistant Coach	1st Season	Mississippi College (2005)
13	Tyler Keenan	Student Assistant Coach	1st Season	Ole Miss (2020)
	Chris Cleary	Director of Operations	7th Season	Menlo (2012)
	Chris Goudoras	Director of Analytics	8th Season	Bentley (2015)
	Josh Porter	Senior Athletic Trainer	13th Season	UNCG (2007)
	John Carello	Strength and Conditioning	4th Season	Kean University (2019)

ALPHABETICAL

NO.	NAME	PRONUNCIATION
5	Bianco, Mike	BEE-ain-co
23	Calhoun, Hudson	
55	Canney, Alex	
3	Cheng, Luke	“Chang”
28	Chisolm, Connor	
30	Clement, Mike	CLEM-et
32	Dennis, Gunnar	
26	Elliott, Hunter	
24	Fawley, Austin	
9	Federico, Hayden	
36	Furniss, Will	FERN-iss
38	Galle, Patrick	GAL-ay
35	Hancock, Owen	
7	Hill, Luke	
19	Hooks, Walker	
51	Humphrey, Isaac	
14	Johnson, Cooper	
16	Jones, Brayden	
43	Ketchum, Cole	
2	Maddox, Riley	
17	McCausland, Will	
39	Miller, Jackson	
18	Moerman, Ryan	MORE-man
21	Morris, Mason	
37	Moseley, Brett	
45	Nichols, Mason	
6	Paino, Owen	
50	Rabe, Taylor	“Rayb”
1	Randle, Brayden	
44	Reigert, Jake	RYE-gurt
20	Reuter, Collin	ROOT-er
40	Robertson, JP	
29	Rodriguez, Ryne	
4	Sanford, Mitchell	
8	Sirmans, Tate	
12	Smithwick, Campbell	
25	Surowiec, Ethan	sur-OH-wick
47	Tookoian, Sam	TWO-koy-ahn
10	Townsend, Cade	
27	Utermark, Judd	YOU-ter-mark
34	Waters, Landon	

BY STATE

NO.	STATE	NO.	STATE
1	Alabama	1	Minnesota
2	California	17	Mississippi
3	Florida	1	New York
3	Georgia	1	North Carolina
1	Illinois	1	Pennsylvania
1	Kentucky	1	South Carolina
3	Louisiana	3	Texas
1	Maryland		

SWIPE!

Ole Miss has stolen 58 bases so far in 2025, already reaching their highest season total since 2019 when they stole 93 bases. The Rebels have only reached the 50 steals mark once in the previous five seasons (2024, 50).

The Rebels stole eight bases in their win over Tennessee, three shy of the single-game record of 11 set in 1966. Hayden Federico stole four bases in the game, one shy of the individual single-game record. Luke Hill leads the team with 13 swipes while Federico and Mitchell Sanford each have 11.

SO HOT RIGHT NOW

Luke Hill is currently riding a 24-game on base streak, reaching base in every game since the beginning of conference play. He has reached base in all but two of his 39 games played this season.

Austin Fawley has hit five home runs in his last six games played, including a first-inning grand slam on Saturday against South Carolina. Over his last seven games, Fawley has racked up 13 RBI and scored seven runs to go with his five home runs.

WE'LL TAKE IT

The Rebels currently lead the SEC in walks drawn with 254 total walks on the season. That number is the seventh highest in the NCAA.

Luke Hill leads the team with 34 walks, Will Furniss has 29, and Hayden Federico has 28. All three have more walks than strikeouts at the plate.

Ole Miss drew 18 walks on April 1 against Jackson State, one shy of the program record set last season against High Point.

WASTE NO TIME

The Rebels are outscoring opponents 59-19 in the first inning and 91-40 over the first two innings of games this season, jumping on opponents early. They are 18-4 when scoring in the first inning and 23-3

when they score the first run of a game.

NEVER SAFE

The Rebel pitching staff has picked off 14 runners this season, their highest total since 2002. They lead the SEC in total pickoffs by a wide margin with the next highest total being nine. Hunter Elliott leads the team with seven pickoffs, the most by a Rebel pitcher in the Bianco Era.

OFFENSIVE EXPLOSION

The Rebels set new program records for runs scored and RBI in a single game in their 29-1 win over Alcorn State on April 9. Their 29 runs scored took down a program record that had stood since 1989 when Ole Miss defeated Illinois College 28-0.

The previous single-game RBI record was 25 which had been accomplished three times and as recently as last season against High Point. The Rebels collected 27 RBI in the win over Alcorn to set a new record.

The Ole Miss offense also had 44 total bases which was just two shy of the single-game program record and 23 hits which was four short of the program record.

THE REBELS' RECORD WHEN...

Category	Overall	SEC
Overall	28-12	10-8
Home	19-6	4-5
Away	7-4	6-3
Neutral	2-2	0-0
vs. Ranked teams	7-7	4-5
Day games	21-6	7-4
Night (5 p.m. or later) games	7-6	3-4
In February	8-1	0-0
In March	13-5	6-3
In April	7-7	4-5
In May	0-0	0-0
In June	0-0	0-0
vs. Left-handed starters	13-5	5-4
vs. Right-handed starters	15-7	5-4
One-run games	4-3	2-3
Two-run games	4-1	2-1
5+ run games	15-3	3-1
In extra innings	3-1	1-1
Shutouts	2-1	0-0
Scoring first	22-3	7-2
Scoring in 1st inning	18-4	6-3
Scoring 0-2 runs	1-5	0-3
Scoring 3-5 runs	3-4	2-2
Scoring 6-9 runs	12-3	3-3
Scoring 10 or more runs	12-0	5-0
Leading after six innings	26-1	8-1
Tied after six innings	2-0	2-0
Trailing after six innings	0-11	0-7
Leading after seven innings	24-1	7-1
Tied after seven innings	3-2	3-1
Trailing after seven innings	1-9	0-6
Leading after eight innings	19-3	6-3
Tied after eight innings	2-1	2-1
Trailing after eight innings	2-7	1-4
Outhitting the opponent	21-4	7-3
Outhit by the opponent	3-7	2-4
Same number of hits as opponent	4-1	1-1
Hitting a home run	26-8	9-8
Not hitting a home run	2-3	1-0
Allowing a home run	16-7	9-5
Not allowing a home run	12-5	1-3
Making no errors	14-4	5-2
Making one error	9-5	3-4
Making two or more errors	5-3	1-2
Opponent makes no errors	13-4	3-3
Opponent makes one error	8-5	4-4
Opponent makes two or more errors	7-3	3-1
In navy jerseys	7-6	3-3
In red jerseys	8-2	4-2
In pinstripe jerseys	6-1	0-0
In powder blue jerseys	4-3	3-3
In cream jerseys	3-0	0-0

IN THE DUGOUT/WHERE THEY ARE ON THE FIELD



Mike Bianco
Pitching Changes



Carl Lafferty
Dugout



Mike Clement
3rd Base/Dugout



Joel Mangrum
Mound Visits/Dugout

NOT JUST YOUR SUNDAY STARTER

Mason Nichols has been recognized by the NCAA, the SEC, and the University of Mississippi recently for his achievements in the classroom. He was one of 90 Ole Miss students to be awarded the 2025 Taylor Medal, the highest academic honor awarded by the university.

The senior was also named one of the two recipients of the NCAA's Walter Byers Graduate Scholarship, one of the highest academic honors awarded by the NCAA, and is one of Ole Miss' two nominees for the H. Boyd McWhorter Scholar-Athlete Postgraduate Scholarship.

Nichols has been a mainstay in the Rebels' starting rotation this season, making a start in every weekend series so far. In nine starts, he has posted an ERA of 4.54 while striking out 41 batters over 35.2 innings of work. On March 2, in a start against Wright State Nichols struck out a career-high 10 hitters and is one of only two Rebel pitchers to reach double-digit strikeouts in a game this season.

Nichols will graduate with a degree in biological sciences in May. A three-year team representative on Ole Miss's Student-Athlete Advisory Committee, Nichols' community involvement has included volunteering at events for individuals with special needs, church activities for the elderly and team projects to give back to low-income families.

STAY GOLDEN

Hunter Elliott was named to the Golden Spike Midseason Watch List by USA Baseball earlier this month. He is the seventh Rebel ever to be named to the Watch List and the first since Jacob Gonzalez in 2023.

Elliott has a 5-1 record in nine starts this season, posting a 3.92 ERA, 53 strikeouts and a .207 batting average against. The Tupelo native has allowed the eighth-fewest runs in the SEC at just 19 in 43.2 innings of work. He is also ranked 16th in the conference in ERA, 11th in opponent batting average, and 11th in strikeouts.

Elliott's 53 total strikeouts and rate of 10.92 strike-

outs per nine innings are both top 15 in the SEC. His seven runners picked off are the most in the SEC and the most by a Rebel pitcher in the Bianco Era (since 2001).

HUMP WEEK

Isaac Humphrey was named the SEC Player of the Week and the NCBWA Dick Howser Trophy Player of the Week after his huge weekend in Missouri.

Humphrey hit .389 (7-for-18) with four home runs, 13 RBI, and 21 total bases in four total games, including the Rebels' midweek matchup with Southern Miss.

The senior went 1-for-3 with a double in Pearl before really heating up in Columbia. Humphrey hit .400 (6-for-15) with four home runs, 13 RBI, and 19 total bases as Ole Miss swept Missouri for their first conference sweep since 2022.

He came into the series with three total home runs on the season and more than doubled his total with four long balls in three games. He launched two home runs in the series-clinching win on Saturday for the first multi-home run game of his career.



Humphrey drove in 13 of the Rebels' 40 runs scored in the series, a whopping 32.5 percent of the scoring.

RETURN OF THE KING

Hunter Elliott was named the Dick Howser Trophy National Pitcher of the Month by the National Collegiate Baseball Writers Association for the month of February.

Elliott made three starts in the opening month of the season, working at least five innings and picking up the win in each. He only allowed six total hits and did not allow a run, earned or otherwise, to score.

Elliott was one of 17 qualified pitchers in the NCAA to not allow an earned run this season and one of just four to not allow an earned run while working 16+ innings. He was also just one of 11 to not allow a run at all, earned or unearned.

REBELS IN THE SEC/NCAA			
TEAM	VALUE		
Base on Balls	239	1	7
Batting Average	.294	8	77
Earned Run Average	4.71	12	52
Fielding Percentage	.975	11	59
Hit By Pitch	61	5	68
Hits	366	8	57
Hits Allowed/9 Inn.	8.47	15	50
Home Runs	71	4	8
Home Runs/Game	1.92	4	9
On Base Percentage	.426	5	23
Runs	317	5	22
Scoring	8.6	5	35
Slugging Percentage	.532	4	16
Stolen Bases	54	6	89
Strikeout/Walk Ratio	2.90	6	10
Strikeouts/9 Inn.	11.5	6	7
WHIP	1.38	13	47
Walks Allowed/9 Inn.	3.96	9	55

RANKINGS ROUNDUP																	
	Preseason	1	2	3	4	5	6	7	8	9	10	11	12	13	14	15	Final
Baseball America	--	--	--	19	15	19	15	10	7	11	22	--	--	--	--	--	
D1Baseball	--	--	24	17	13	18	15	9	6	11	23	--	--	--	--	--	--
NCBWA	RV	RV	RV	RV	23	24	20	13	9	12	19	--	--	--	--	--	--
Perfect Game	--	RV	--	RV	23	--	--	16	8	12	18	--	--	--	--	--	--
USA Today	RV	--	RV	19	15	18	15	10	7	11	18	--	--	--	--	--	--

On February 14, Elliott made his first start since April of 2023 shutting out No. 21 Arizona over five innings in Texas. He allowed just two hits and struck out three Wildcats on the way to his first win since February of 2023.

The following weekend Elliott had everything working against Eastern Kentucky in his first start at Swayze Field in almost 700 days. He tied his career-high with 10 strikeouts over six innings, allowed just three hits and not issuing a single free pass. He faced just one batter over the minimum as he picked off two of the three baserunners he allowed.

POWER SURGE

Judd Utermark hit two home runs in the Rebels’ win over Murray State, giving him his first multi-home run game of his career. He hit four home runs in four-consecutive games from February 28 to March 5, hitting five total during that time. He joins Andrew Fischer, Logan Power, and Michael Rosamond as the

only Rebels to hit a home run in four-straight games since 1997.

PRESEASON ALL-SEC

Hunter Elliott was named to the 2025 Preseason All-SEC Team as one of five starting pitchers named to the Second Team.

Elliott is the first Rebel to be named to the Preseason All-SEC Team since Jacob Gonzalez in 2023 and the first Rebel pitcher to earn the honor since Parker Caracci in 2019.

Since being named a three-time Freshman All-American in 2022, Elliott has been sidelined for nearly two full seasons with an elbow injury. In 2022, Elliott set an Ole Miss freshman record for strikeouts in a season with 102. He finished second on the team with a 2.70 ERA over 20 appearances.

FRESHMEN READY TO MAKE AN IMPACT

The 2025 freshman class was named the No. 4

REBEL RECOGNITION

- HUNTER ELLIOTT**
- Golden Spikes Midseason Watch List
 - Dick Howser Trophy Pitcher of the Month (February)
 - Preseason All-SEC Second Team
 - D1Baseball Top 150 Starting Pitchers (26)

- LUKE HILL**
- D1Baseball Top 50 Third Basemen (29)
 - D1Baseball 2025 MLB Draft Top 150 Prospects (72)

- ISAAC HUMPHREY**
- D1Baseball Top 50 Transfer Impact Hitters (42)
 - Baseball America Top College Baseball Transfers (57)
 - Perfect Game Top 75 Collegiate Seniors (44)
 - D1Baseball Top 100 Outfielders (35)

- RILEY MADDOX**
- D1Baseball Top 150 Starting Pitchers (62)

- WILL MCCAUSLAND**
- D1 Baseball Top 85 Transfer Impact Pitchers (66)

- MASON NICHOLS**
- 2025 Taylor Medal Recipient
 - Perfect Game Top 75 Collegiate Seniors (61)
 - D1Baseball Top 150 Starting Pitchers (117)

- OWEN PAINO**
- Perfect Game Fresh Arrivals On Campus (7)
 - Perfect Game Top 75 Collegiate Freshmen (8)
 - Perfect Game 2027 MLB Draft Board (6)
 - Baseball America Top 25 College Baseball Freshmen (12)
 - D1Baseball Top 50 Shortstops (48)

- MITCHELL SANFORD**
- D1Baseball Top 50 Transfer Impact Hitters (30)
 - D1Baseball Top 100 Outfielders (24)

- CAMPBELL SMITHWICK**
- Perfect Game Top 101 Collegiate Sophomores (60)
 - D1Baseball Top 50 Catchers (22)

- CONNOR SPENCER**
- D1 Baseball Top 100 Relievers (37)

THE LAST TIME...

Ole Miss

Shut out an Opponent.....April 8, 2025 at Memphis, (W, 10-0 (7))
Completed a three-game sweepMarch 21-23, 2025 at Missouri (W, 9-6, 17-10, 14-6)
Swept a Ranked Opponent.....May 13-15 2022 at LSU (W, 5-3, 11-1, 8-5)
Scored 15+ RunsApril 9, 2025 vs. Alcorn State (W, 29-1 (7))
Scored 20+ RunsApril 9, 2025 vs. Alcorn State (W, 29-1 (7))
Scored 25+ RunsApril 9, 2025 vs. Alcorn State (W, 29-1 (7))
Scored 9 runs in one inningApril 9, 2025 vs. Alcorn State (5th inning, 9 runs, W, 29-1 (7))
Scored 10 runs in one inningFebruary 25, 2024 vs. High Point (1st inning, 11 runs, W, 25-2)
Had 20+ Hits.....April 9, 2015 vs. Alcorn State (W, 29-1, 23 hits)
Hit 2+ home runs in one inning..... April 19, 2025 at South Carolina (M. Sanford & A. Fawley, 1st inning)
Defeated a No. 1 ranked team..... April 10, 2021 vs. #1 Arkansas (W, 13-6)
Defeated a Top 5 ranked team..... April 12, 2025 vs. #5 Tennessee (W, 8-5)
Defeated a Top 10 ranked team..... April 12, 2025 vs. #5 Tennessee (W, 8-5)
Won a series over a Top 5 ranked team..... May 10-12, 2024 vs. #2 Texas A&M
Won a series over Top 10 ranked team..... May 10-12, 2024 vs. #2 Texas A&M
Every starter recorded at least one hit, one RBI and one run..... April 21, 2015 vs. Central Arkansas (W, 18-4)
Had a walk-off victoryApril 1, 2025 vs. Jackson State (W, 17-8, (7))
Rallied from a 5-run deficit for a victory.....May 2, 2023 vs. Little Rock (Trailed 7-2, Won 12-10)
Rallied in the ninth for a victory.....April 4, 2025 at Kentucky (Tied 1-1, Won 3-1)

A Rebel

Hit two home runs in a game..... Mitchell Sanford, April 19, 2025 at South Carolina (2)
Hit two home runs in the same inning..... Nick Fortes, May 2, 2017 vs. ULM (6th inning)
Hit three home runs in a game..... Andrew Fischer, March 16, 2024 vs. South Carolina (3)
Hit a grand slam..... Austin Fawley, April 19, 2025 at South Carolina
Teammates hit a grand slam in the same game..... Kevin Graham and Tim Elko, March 2, 2022 vs. ULM
Hit a lead-off home run to begin the game Mitchell Sanford, April 19, 2025 at South Carolina
Hit a pinch-hit home run Will Furniss, March 22, 2025 at Missouri
Had five hits in a game Kevin Graham, May 8, 2022 vs. Missouri (5)
Had six hits in a game..... Tommy Nichols, April 5, 1967 vs. Delta State
Had six RBI in a game..... Ryan Moerman, March 9, 2025 vs. Jacksonville State (7)
Had eight RBI in a game Calvin Harris, May 6, 2023 at Missouri (10)
Had 10 RBI in a game..... Calvin Harris, May 6, 2023 at Missouri (10)
Hit back-to-back HRs..... Austin Fawley & Will Furniss, March 7, 2025 vs. Jacksonville State
Had a walk-off hit/plate appearance Luke Cheng, April 1, 2025 vs. Jackson State (W, 17-8 (7))
Hit a walk-off HR..... Luke Cheng, April 1, 2025 vs. Jackson State (W, 17-8 (7))
Struck out 10 hitters in a game..... Mason Nichols, March 2, 2025 vs. Wright State (10)
Struck out 10 hitters in his debut..... Will Ethridge, Feb. 21, 2017 vs. Arkansas State
Reliever recorded at least 10 strikeouts Will Ethridge (10), April 12, 2018 vs. Arkansas
Threw a nine-inning complete game..... Dylan DeLucia, June 23, 2022 vs. Arkansas (W, 2-0)
Threw a perfect game..... None
Threw a no-hitter..... Doug Nikhazy, Drew McDaniel and Jackson Kimbrell, Feb. 21, 2020 vs. Xavier (W, 13-0)
Threw a one-hitter..... Doug Nikhazy, Apr. 17, 2021 at #3 Mississippi State (W, 9-0)
Threw a two-hitter..... Mason Nichols, Will McCausland and Landon Waters, March 9, 2025 vs. Jacksonville State (W, 13-2)

class in the country by three different publications: D1Baseball, Baseball America, and Perfect Game. They are one of five SEC classes in the top 10 and the third-highest ranked in the conference.

The class includes Hayden Federico, Owen Hancock, Walker Hooks, Cooper Johnson, Jackson Miller, Brett Moseley, Owen Paino, Jake Reigert, Tate Sirmans, Ethan Surowiec, and Cade Townsend.

Owen Paino is arguably the most heralded on the list as he was also named the No. 48 overall shortstop in the country by D1Baseball, No. 6 on Perfect Game's 2027 MLB Draft Board, No. 7 on Perfect Game's Fresh Arrivals On Campus, No. 8 on Perfect Game's Top 75 Collegiate Freshmen, and No. 12 on Baseball America's Top 25 College Baseball Freshmen.

TRANSFER TO THE SIP

Ole Miss' 2025 roster features 10 new transfers from Division I, Division II, and JUCO ranks.

Mitchell Sanford, a transfer from New Orleans, and Isaac Humphrey, a transfer from Louisville, were both ranked on D1Baseball's Top 50 Transfer Impact Hitters. D1Baseball also named them as two of the Top 35 outfielders in the country.

Sanford is the reigning Southland Hitter of the Year and was also named to the All-Southland First Team and All-Defensive Team in 2024 after hitting .381

with New Orleans last year. Humphrey played three seasons at Louisville where he hit .300 in 166 games in his career.

Will McCausland, a transfer from Saint Joseph's, was named to D1Baseball's Top 85 Transfer Impact Pitchers after playing two seasons for the Hawks. Ryan Moerman, an outfielder from Illinois, is a two-time All-Big Ten Second Team honoree who has played in 129 career games.

Alex Canney, a pitcher from Division II National Champions Tampa, is a three-time All-American and six-time All-South Region award winner.

The combined newcomer class of both transfers and freshmen was ranked No. 10 in the country by Baseball America.

MISCELLANEOUS STATS

Multiple Hit Games	2	3	4	5+	Total
Mitchell Sanford	11	4	-	-	15
Luke Hill	7	7	-	-	14
Judd Utermark	9	3	-	-	12
Ryan Moerman	9	3	-	-	12
Isaac Humphrey	8	1	1	-	10
Will Furniss	9	-	-	-	9
Austin Fawley	5	1	-	-	6
Hayden Federico	4	2	-	-	6
Brayden Randle	4	-	-	-	4
Luke Cheng	4	-	-	-	4
Campbell Smithwick	2	1	-	-	3
Owen Paino	1	-	1	-	2
Ethan Surowiec	1	-	-	-	1
Collin Reuter	1	-	-	-	1
TEAM	75	22	2	0	99

Hitting Streaks	Longest	Current
Luke Hill	16	1
Ryan Moerman	13	1
Hayden Federico	11	2
Isaac Humphrey	11	-
Judd Utermark	10	3
Mitchell Sanford	10	5
Austin Fawley	9	1
Will Furniss	6	1
Owen Paino	5	1
Brayden Randle	5	-
Luke Cheng	4	-
Collin Reuter	3	-
Ethan Surowiec	3	3
Campbell Smithwick	3	-
Connor Chisolm	1	1
Jackson Miller	1	1

Reached Base Streaks	Longest	Current
Luke Hill	24	24
Hayden Federico	21	2
Isaac Humphrey	20	-
Will Furniss	18	2
Austin Fawley	15	6
Ryan Moerman	14	1
Judd Utermark	13	5
Mitchell Sanford	13	6
Luke Cheng	11	2
Owen Paino	7	1
Brayden Randle	7	-
Campbell Smithwick	6	-
Collin Reuter	5	-
Ethan Surowiec	3	3
Connor Chisolm	1	1
Jackson Miller	1	1

AROUND THE SEC

SEC STANDINGS
(Week 11)

Team	SEC	Pct.	Overall	Pct.	Last 10	Streak
Texas	16-2	0.889	33-5	0.868	9-1	W5
Arkansas	13-5	0.722	34-7	0.829	6-4	L1
LSU	12-6	0.667	34-7	0.829	6-4	L1
Tennessee	12-6	0.667	33-7	0.825	5-5	L2
Vanderbilt	11-7	0.611	30-10	0.750	8-2	W5
Georgia	10-8	0.556	33-9	0.786	4-6	L3
Oklahoma	10-8	0.556	29-10	0.744	6-4	W4
Ole Miss	10-8	0.556	28-12	0.700	5-5	W1
Auburn	9-9	0.500	27-13	0.675	6-4	L3
Alabama	9-9	0.500	31-10	0.756	5-5	W1
Kentucky	8-10	0.444	22-15	0.595	4-6	W2
Texas A&M	8-10	0.444	23-16	0.590	9-1	W1
Florida	6-12	0.333	27-15	0.643	7-3	L1
Mississippi State	6-12	0.333	24-16	0.600	7-3	W1
South Carolina	4-14	0.222	23-18	0.561	4-6	L1
Missouri	0-18	0.000	13-26	0.333	2-8	L3

PLAYER OF THE WEEK

Week 1	Brody Donay, Florida
Week 2	Wehiwa Aloy, Arkansas
	Will Hodo, Alabama
Week 3	Gavin Kilen, Tennessee
Week 4	Riland Zaborowski, Georgia
	Wehiwa Aloy, Arkansas
Week 5	Robbie Burnett, Georgia
Week 6	Isaac Humphrey, Ole Miss
Week 7	Will Gasparino, Texas
Week 8	Cam Kozeal, Arkansas
Week 9	Blake Binderup, Texas A&M
Week 10	Kimble Schuessler, Texas
	Jace LaViolette, Texas A&M

PITCHER OF THE WEEK

Week 1	Luke Harrison, Texas
Week 2	Kyson Witherspoon, Oklahoma
Week 3	Aidan King, Florida
Week 4	Liam Doyle, Tennessee
Week 5	Marcus Phillips, Tennessee
	Bobby Alcock, Alabama
Week 6	Pico Kohn, Mississippi State
Week 7	Zach Root, Arkansas
	Ruger Riojas, Texas
Week 8	Kade Anderson, LSU
	Liam Doyle, Tennessee
Week 9	Kyson Witherspoon, Oklahoma
	Liam Doyle, Tennessee
Week 10	Nic McCay, Kentucky

FRESHMAN OF THE WEEK

Week 1	Adrian Rodriguez, Texas
	Terrance Kiel II, Texas A&M
Week 2	Brendan Lawson, Florida
	Bub Terrell, Auburn
Week 3	Casan Evans, LSU
	Chris Rembert, Auburn
Week 4	Levi Clark, Tennessee
	Brodie Johnston, Vanderbilt
Week 5	Andreas Alvarez, Auburn
	Derek Curiel, LSU
Week 6	Dylan Volantis, Texas
Week 7	Tyler Bell, Kentucky
Week 8	Dylan Volantis, Texas
Week 9	Aidan King, Florida
Week 10	Brendan Lawson, Florida
	Drew Dickerson, Oklahoma

MIKE BIANCO

RUN DOWN

Ole Miss named Mike Bianco head coach of the Rebel baseball program on June 7, 2000. Since then, Bianco has become the winningest coach in program history, led the Rebels to the only national championship in program history and established Ole Miss as one of the premier programs in college baseball.

In 24 seasons leading the program, Bianco has delivered 18 postseason appearances, including eight Super Regional berths and a pair of trips to the College World Series. He has racked up 906 victories, holding a 906-543-1 (.625) record. Those wins are the most in Rebel baseball history and rank fourth all-time among active coaches in the SEC. He also stands as the winningest and longest-active coach in the SEC among the sports of baseball, men's basketball and football. The Rebels have reached the 30-win plateau in all but two of Bianco's 23 full seasons, including 10 40-win campaigns, proving that the Rebels don't rebuild under Bianco—they reload.

To become the all-time winningest coach in Ole Miss history, Bianco passed Rebel legend Jake Gibbs with his 486th win on March 9, 2013, against Lipscomb in non-conference action. A road SEC win at Texas A&M on May 8, 2021 gave Bianco 900 for his career, including 800 in a Rebel uniform to become one of 27 active head coaches with 900 career victories and one of five in the SEC alongside LSU's Paul Mainieri, Arkansas' Dave Van Horn, Vanderbilt's Tim Corbin, and Texas' Jim Schlossnagle. He joined Ron Polk and Skip Bertman as the only coaches in conference history with 800 wins.

Bianco earned the 1,000th win of his career in the second game of a doubleheader against Georgia on April 20, 2024. He is one of only 18 active NCAA baseball coaches with over 1,000 wins in their career.

The winning tradition has led to a wealth of success in the nation's strongest baseball conference. Under Bianco, the Rebels have won four SEC Western Division titles, two SEC Tournament titles and one SEC regular-season championship, coming in 2009. Ole Miss captured the SEC Tournament title in 2006 and again in 2018. The Rebels also won the SEC West crown in 2018, becoming just the second in program history to win both a divisional and tournament title in the same season.

National Champion Rebels

In a career that has been filled with memorable seasons, the pinnacle without a doubt came during the 2022 campaign. Once sitting at 7-14 in the SEC and left for dead by fans and media across the country, Bianco's Rebels responded with one of the most miraculous turnarounds in college baseball history to not only right the ship, but finish on top.

Ole Miss finished 7-2 over its last three SEC series, including its first-ever sweep over LSU in Baton Rouge, to bolster its resume and ultimately garner the very last bid into the NCAA Tournament.

Despite Rebel captain Tim Elko's warning of "don't let the Rebs get hot," the college baseball world did just that. Once in the postseason, the Rebels never looked back, cruising through three-straight wins to claim the Coral Gables Regional and topping Southern Miss in the Hattiesburg Super Regional to advance to Omaha for the second time under Bianco.

Even at the College World Series, the Rebels couldn't be cooled down as Ole Miss defeated Auburn and took down Arkansas twice to advance to the championship series against Oklahoma. After Bianco's bunch eased past the Sooners in game one, an eighth-inning rally sealed the deal, securing the program's first national championship.

Following the triumphant season, the longtime Rebel skipper was tabbed the National Coach of the Year by

D1Baseball, USA Baseball, the ABCA, and Collegiate Baseball. It was the second season in which Bianco was named the national coach of the year, receiving the honor from Collegiate Baseball after leading Ole Miss to a 16-1 start to the 2020 season prior to the halting of play due to the COVID-19 pandemic.

MLB Rebs

The excellence on the field has not gone unnoticed over the past 24 seasons under Bianco. The Rebels have seen 137 Major League Baseball draft picks in that time, including a combined 38 in the past seven seasons.

At least three Rebels have been selected in each of the past 20 full seasons of the Bianco Era. Prior to Bianco's arrival, Ole Miss eclipsed four draftees just three times.

In the Bianco Era, Rebel pitchers have accounted for 76 selections in the MLB Draft, including three first-rounders. Drew Pomeranz was selected fifth overall in 2010, becoming the highest-selected Rebel ever, part of a class that featured five Ole Miss pitchers taken in the top 100 picks. Ryan Rolison joined Pomeranz as a first-round selection in 2018 when he was taken 22nd overall by the Colorado Rockies. Gunnar Hoglund became the third Rebel pitcher coached by Bianco selected in the first round, earning the No. 19 pick from the Toronto Blue Jays.

Bianco has also tutored 20 catchers who have gone on to sign professional contracts. In 2018 and 2019, three Rebels were drafted as catchers in the top six rounds. Nick Fortes signed with the Miami Marlins after they chose him in the fourth round in 2018, while Thomas Dillard (5th Round - Milwaukee Brewers) and Cooper Johnson (6th Round - Detroit Tigers) were quickly taken off the board in 2019. Hayden Dunhurst and Calvin Harris have added to the recent run of Rebel backstops drafted highly, with Dunhurst being selected in the sixth round by the Kansas City Royals in 2022 and Harris going to the Chicago White Sox in the fourth round in 2023.

In his 29 years as either an assistant or head coach at Northwestern State, LSU, McNeese State and Ole Miss, Bianco has coached 171 players who have gone on to sign professional contracts. Among those 171 players, 34 have made Major League rosters, including 23 Rebels in the past 23 seasons.

T.J. Beam (New York Yankees) was the first player from the Bianco Era to be called up in 2006, followed by Seth Smith (Colorado) in 2007 and Matt Tolbert (Minnesota) in 2008. Chris Coghlan (Florida) was named the 2009 National League Rookie of the Year, while Matt Maloney (Cincinnati) made his MLB debut that same season. Alex Presley (Pittsburgh) became the sixth Bianco-coached Rebel to get the call to the majors in 2010.

Right-hander Lance Lynn (St. Louis), shortstop Zack Cozart (Cincinnati) and left-hander Drew Pomeranz (Colorado) became the next crop of player to make their Major League debuts, getting the call to the big leagues in 2011. Those call ups gave the Rebels eight players active in the Majors in the 2011 season, the second most of any Southeastern Conference team that season. Seven players appeared on Major League rosters in the 2013 season, including the call up of right-hander Phillip Irwin (Pittsburgh) that year. Right-hander Aaron Barrett (Washington) made his Major League debut on March 31, 2014.

Matt Tracy was called up to the big leagues by the New York Yankees, April 11, 2015, and made his debut later that day. Just over one month later, another former Rebel pitcher made his Major League debut as David Goforth began pitching out of the bullpen for the Milwaukee Brewers. In 2016, Mike Mayers (St. Louis) became the 14th Bianco-coached Rebel to see his big league dream come true, earning a start for the Cardinals against the



QUICK HITS

POSITION	HEAD COACH
HOME TOWN	SEMINOLE, FLA.
ALMA MATER	LSU, 1989
CAREER RECORD	1034-626-1 (27 SEASONS)
OLE MISS RECORD	934-555-1 (24 SEASONS)

Los Angeles Dodgers on Sunday Night Baseball.

Johnny Bench Award winner Stuart Turner saw his dream come true when he made the Cincinnati Reds roster to start the 2017 season. Less than a month into the season, the Oakland Athletics called up Bobby Wahl as the next Rebel to make his MLB debut. Braxton Lee earned MLB Reb when he earned a spot on the 2018 Opening Day roster for the Miami Marlins. Two more Rebels added their names to the MLB ranks in 2019 as pitchers Chris Ellis (Kansas City) and Jacob Waguespack (Toronto) toed the rubber in the bigs and former backstop Nick Fortes reached the majors in 2021, clobbering a home run in his debut with the Marlins. Chad Smith became the latest Rebel to make it to the "big leagues" in 2022, debuting for the Colorado Rockies.

Award-Winning Rebels

On the field, Bianco has established a tradition of developing some of the nation's top players, as the Rebels have seen a combined 94 selections to All-America and Freshman All-America teams over the past 24 seasons.

Three Rebels received All-American nods during Ole Miss' national championship campaign in 2022. College World Series Most Outstanding Player Dylan DeLucia was named a Third Team All-American by Baseball America, while three-time Rebel captain Tim Elko landed on the NCBWA's Third Team All-America squad. Rookie hurler Hunter Elliott received three different Freshman All-American designations, receiving plaudits from Collegiate Baseball,

Perfect Game and D1Baseball.

During the 2021 campaign, Doug Nikhazy became the program's fourth two-time All-American and its third unanimous All-American. Taylor Broadway and Jacob Gonzalez joined Nikhazy on the All-American teams, Gonzalez being just the second true freshman in program history, alongside Stephen Head, to be named an All-American. Gonzalez was also tabbed as a freshman All-American along with TJ McCants, giving Ole Miss two or more Freshman All-Americans for six consecutive seasons, a total of 14 in that span.

Ole Miss also became the first school to produce two different finalists for the Johnny Bench Award in consecutive seasons when Stuart Turner and Will Allen were named as finalists in 2013 and 2014, respectively. Turner claimed the award in 2013, becoming the first catcher in program history to be tabbed as the national catcher of the year. Nick Fortes and Hayden Dunhurst carried on the tradition in 2018 and 2021, earning Johnny Bench Award semifinalist nods.

Grae Kessinger added to the award-winning tradition in 2019. The Rebel legacy was named the Brooks Wallace Award Winner, given annually to the nation's top shortstop, becoming the first player in program history to win the award.

Another Rebel shortstop made history in 2021 when Jacob Gonzalez became the program's first National Freshman of the Year, bested by D1Baseball.

The Rebels have totaled 73 All-SEC nods under Bianco. Most recently, Gonzalez was the shortstop selection on the All-SEC First Team, while Elko's final collegiate season landed him on the All-SEC Second Team. Giving opposing hitters problems from the left side all season long, Hunter Elliott earned a Freshman All-SEC nod.

Bianco's Rebels have brought home a number of awards from the league office as well, including Stephen Head's SEC Player of the Year laurel in 2004, Drew Pomeranz earning SEC Pitcher of the Year honors in 2010 and the Rebels' trio of SEC Freshman of the Year winners: Seth Smith in 2002, Head in 2003 and Jordan Henry in 2007. In 2021, Tim Elko became the program's first SEC Scholar-Athlete of the Year.

Bianco has also coached five C Spire Ferriss Trophy winners, given annually to the best college baseball player in Mississippi. Head won it in 2004, followed by Brian Pettway in 2005, Scott Bittle in 2008, Pomeranz in 2010 and Auston Bousfield in 2014.

The Rebels have also celebrated great academic success under Bianco. Five of his Rebels have been named CoSIDA Academic All-District. The SEC's First-Year Academic Honor Roll has included 93 Bianco-coached Rebels, while 251 student-athletes have been selected to the SEC Academic Honor Roll.

National Treasure

Bianco's on-field accomplishments have been recognized nationally, as the Rebel skipper was tapped as the manager of the USA Collegiate National Team before the start of the 2022 season. Under Bianco, the boys in Red, White and Blue earned the Bronze Medal at Honkbalweek in Haarlem, Netherlands.

Three Rebel players joined Bianco on the Collegiate National Team, with Jacob Gonzalez and Hunter Elliott making the travel squad that competed in The Netherlands and Mason Nichols earning a spot on the initial Collegiate National Team training camp roster that competed in the Stars vs. Stripes intrasquad series in North Carolina.

Ole Miss has a strong history with Team USA. 12 Rebels have competed internationally for USA Baseball in the Bianco Era. Seth Smith and Stephen Head both competed for the 2003 edition of the Collegiate National Team. Zack Cozart made the national squad in 2006, and Cody Satterwhite and Lance Lynn kept that going in 2007.

Drew Pomeranz became the sixth Rebel to sport the American flag uniform in 2009, followed by Bobby Wahl in 2012 and Dallas Woolfolk in 2017. Parker Caracci carried on the tradition in 2018, earning a spot on the Team USA

roster, where he posted a perfect 0.00 ERA with two saves and opposing batting average of .094 in 9.2 innings of work. Doug Nikhazy made it three straight seasons with a Rebel arm wearing the Stars and Stripes, earning a spot on the 24-man roster for the 2019 summer.

Top Recruiter

Not only have fans and the media covering college baseball noticed Ole Miss' resurgence under Bianco, some of the top talent in the country is also taking a close look at the Rebels.

Seventeen of Bianco's 22 recruiting classes at Ole Miss have garnered top-20 national rankings, including 10 that have placed in the top-10. His first recruiting class was rated as one of the nation's 10 best by both Collegiate Baseball and Baseball America, including a No. 6 ranking by Collegiate Baseball.

The 2003 recruiting class was ranked No. 10 by Collegiate Baseball, while the 2011 class was ranked third nationally by Collegiate Baseball and fifth by Baseball America. It marked the first top-5 recruiting class for Bianco at Ole Miss. In the fall of 2016, Rebel Baseball earned the No. 1 ranking in national recruiting rankings by both Baseball America and D1Baseball.com. The top ranking was the first No. 1 recruiting class in the history of not only the baseball program but all of Ole Miss athletics.

Just when that 2016 class cycled through, the Rebels reloaded with another elite class. The 2019 Ole Miss class ranked No. 2 in the nation, highlighted by four prospects who were taken in the MLB Draft but chose instead to play in Oxford. The 2019 group included four of Perfect Game's top 50 prospects—the only class in the country of its kind. Bianco brought in another top-five class in 2022 with Perfect Game's No. 4 ranked recruiting class.

Foundation of Success

Bianco's winning ways can be traced back to his playing days. After spending two seasons at Indian River (Fla.) Community College, he played two seasons for Skip Bertman at perennial national-power LSU in 1988 and 1989. He was the starting catcher and team captain for the Tigers' 1989 team that finished third at the College World Series in Omaha, Nebraska. He homered in LSU's 6-3 win over Miami (Fla.) in the 1989 CWS to help advance the Tigers to the semifinals.

While working behind the plate for LSU, Bianco caught major league pitchers Ben McDonald, Russ Springer, Curtis Leskanic, John O'Donoghue, Chad Ogea and Paul Byrd.

His time behind the plate as a player would later benefit him as he served as LSU's pitching coach during three World Series championship teams in the 1990s. Bianco also worked with the pitchers during his three years as head coach at McNeese State, and continues to serve in that same capacity with the Rebels.

Omaha Experience

Following his playing career, he joined Jim Wells' (former head coach at Alabama) coaching staff at Northwestern State, where he served two seasons from 1991-1992 as a graduate assistant. He helped coach Northwestern State to a 1991 Southland Conference (SLC) championship and an appearance in the 1991 NCAA South I Regional.

He then returned to Baton Rouge where he joined Bertman's staff at LSU. In five seasons at LSU (1993-1997), the Tigers advanced to the College World Series four times and claimed three national championships. LSU also won three Southeastern Conference crowns and two SEC Tournament titles in that five-year span.

After the Tigers' 1997 College World Series title run, Bianco was named the head coach at McNeese State in July of that year.

Bianco Earns Head Coaching Experience

After seven seasons as an assistant at Northwestern (La.) State and LSU, Bianco received his first head coaching opportunity, taking over the reins of McNeese State.

He quickly displayed his abilities to develop a competitive

program. In his first season with the Cowboys in 1998, he engineered an 11-game improvement from 1997, posting a 30-26 record - the first of three 30-win seasons. The 1998 season also saw the Cowboys rise to third in the conference standings and qualify for the SLC Tournament.

Following a 31-25 campaign in 1999, Bianco's 2000 team produced one of the most successful seasons in McNeese State history. The Cowboys finished 39-20, including winning a school-record 20 SLC games en route to claiming their first conference title since 1988, and making their third-ever appearance in the NCAA Regionals. In recognition, Bianco was named the SLC's Coach of the Year.

Bianco's 2000 McNeese State team raked in the individual postseason awards. Four Cowboys were named to the SLC's first team, including the conference's Hitter and Newcomer of the Year in Chris Williamson, and the SLC's Pitcher of the Year in Chris Howay.

Power hitting was the Cowboys' trademark under Bianco, as they hit 212 home runs in his three seasons, including a school-record 81 in 1999. His 2000 team batted .305 and set a new school standard for hits in a season with 600.

Personal Background

Bianco, 55, was born May 3, 1967, and is a native of Seminole, Florida. He is married to the former Camille Marquette, and the couple has five children: sons, Michael, Benjamin, Andrew and Samuel, and one daughter, Catherine.

Bianco was inducted into the Indian River Community College Hall of Fame in 2003. He was also named to the

YEAR-BY-YEAR RECORD

Year	School	W-L	Conf.	NCAA
1998	McNeese State	30-26	--	--
1999	McNeese State	31-25	--	--
2000	McNeese State	39-20	--	Regional
2001	Ole Miss	39-23-1	17-13	Regional
2002	Ole Miss	37-19	14-16	--
2003	Ole Miss	35-27	17-13	Regional
2004	Ole Miss	39-21	18-12	Regional
2005	Ole Miss	48-20	18-12	Super Regional
2006	Ole Miss	44-22	17-13	Super Regional
2007	Ole Miss	40-25	16-14	Super Regional
2008	Ole Miss	39-26	15-15	Regional
2009	Ole Miss	44-20	20-10	Super Regional
2010	Ole Miss	39-24	16-14	Regional
2011	Ole Miss	30-25	13-17	--
2012	Ole Miss	37-26	14-16	Regional
2013	Ole Miss	38-24	15-15	Regional
2014	Ole Miss	48-21	19-11	CWS
2015	Ole Miss	30-28	15-14	Regional
2016	Ole Miss	43-19	18-12	Regional
2017	Ole Miss	32-25	14-16	--
2018	Ole Miss	48-17	18-12	Regional
2019	Ole Miss	41-27	16-14	Super Regional
2020	Ole Miss	16-1	0-0	N/A
2021	Ole Miss	44-20	18-12	Super Regional
2022	Ole Miss	42-23	14-16	National Champ
2023	Ole Miss	25-29	6-24	--
2024	Ole Miss	27-29	11-19	--
2025	Ole Miss	28-12	10-8	--
Total	27 Seasons	1034-626-1370-338		

PATH TO OLE MISS

	Ole Miss Head Coach	2001-
	McNeese State Head Coach	1998-00
	LSU Assistant Coach	1993-97
	Northwestern State Assistant Coach	1991-92



1

BRAYDEN RANDLE

SO | IF | ROCKWALL, TEXAS | ROCKWALL

SEASON HIGHS	CAREER HIGHS
▶ Runs: 1, 8x, MR at Memphis (4/8/25)	▶ Runs: 3, vs. Missouri State (2/28/24)
▶ Hits: 2, 4x, MR at Kentucky (4/5/25)	▶ Hits: 3, vs. South Carolina (3/15/24)
▶ Home Runs: --	▶ Home Runs: 1, 2x, MR vs. Tennessee (3/23/24)
▶ RBI: 3, vs. Memphis (3/25/25)	▶ RBI: 3, vs. Memphis (3/25/25)
▶ Walks: 1, 8x, MR vs. #5 Tennessee (4/12/25)	▶ Walks: 1, 20x, MR vs. #5 Tennessee (4/12/25)
▶ Stolen Bases: 1, 4x, MR vs. #5 Tennessee (4/12/25)	▶ Stolen Bases: 1, 8x, MR vs. #5 Tennessee (4/12/25)
▶ Assists: 7, vs. Memphis (3/25/25)	▶ Assists: 7, vs. Memphis (3/25/25)

CAREER STATS																									
Year	Avg.	GP	GS	AB	R	H	2B	3B	HR	RBI	TB	SLG%	BB	HBP	SO	GDP	OB%	SF	SH	SB	ATT	PO	A	E	FLD%
2024	.204	43	34	113	15	23	4	1	2	14	35	.310	13	6	32	0	.316	1	4	4	5	53	74	11	.920
2025	.276	26	15	58	9	16	4	0	0	5	20	.345	8	0	8	1	.358	1	2	4	5	18	29	3	.940
TOTAL	.228	69	50	171	24	39	8	1	2	19	55	.322	21	6	37	1	.330	2	6	8	10	71	103	14	.922



2

RILEY MADDOX

SR | RHP | PEARL, MISS. | JACKSON PREP

SEASON HIGHS	CAREER HIGHS
▶ IP (Start): 5.0, 5x, MR vs. #5 Tennessee (4/12/25)	▶ IP (Start): 7.0, vs. Mississippi State (5/21/24)
▶ IP (Relief): --	▶ IP (Relief): 3.2, vs. High Point (2/23/24)
▶ Strikeouts: 6, 2x, MR at Kentucky (4/4/25)	▶ Strikeouts: 7, 2x MR vs. Mississippi St. (5/21/24)
▶ ER Allowed: 7, at Missouri (3/22/25)	▶ ER Allowed: 7, 2x, MR at Missouri (3/22/25)
▶ Runs Allowed: 7, at Missouri (3/22/25)	▶ Runs Allowed: 9, at Georgia (4/19/24)
▶ Walks: 4, vs. Wright State (3/1/25)	▶ Walks: 4, vs. Wright State (3/1/25)
▶ Hits Allowed: 7, 2x, MR at Missouri (3/22/25)	▶ Hits Allowed: 9, vs. Alabama (4/25/24)

CAREER STATS																									
Year	ERA	W	L	App	GS	CG	SHO	CBO	SV	IP	H	R	ER	BB	SO	2B	3B	HR	BF	B/Avg	WP	HBP	BK	SFA	SHA
2022	5.24	2	1	14	0	0	0	0	0	22.1	26	13	13	9	16	7	1	1	101	.289	2	2	0	0	0
2023	39.00	0	0	5	0	0	0	0	0	3.0	12	14	13	4	3	1	1	2	26	.571	1	1	0	0	0
2024	5.48	3	7	15	14	0	0	0	0	69.0	79	57	42	23	53	11	1	5	323	.276	5	12	1	0	2
2025	6.10	4	3	10	10	0	0	0	0	38.1	40	28	26	19	39	5	1	6	175	.270	3	5	0	2	1
TOTAL	6.38	9	11	44	24	0	0	0	0	132.2	157	112	94	55	111	24	4	14	625	.302	11	20	1	2	3



3

LUKE CHENG

SR | IF | OLNEY, MD. | ILLINOIS STATE

SEASON HIGHS	CAREER HIGHS
▶ Runs: 2, 2x, MR vs. Alcorn State (4/9/25)	▶ Runs: 4, at Austin Peay (2/17/23)
▶ Hits: 2, 3x, MR vs. Alcorn State (4/9/25)	▶ Hits: 3, 7x MR at Valparaiso (5/20/23)
▶ Home Runs: 2, vs. Alcorn State (4/9/25)	▶ Home Runs: 2, vs. Alcorn State (4/9/25)
▶ RBI: 5, vs. Alcorn State (4/9/25)	▶ RBI: 5, vs. Alcorn State (4/9/25)
▶ Walks: 2, 2x, MR vs. Little Rock (4/15/25)	▶ Walks: 3, at Western Carolina (2/26/22)
▶ Stolen Bases: --	▶ Stolen Bases: 1, 7x MR at Valparaiso (5/20/23)
▶ Assists: 5, 3x, MR at South Carolina (4/18/25)	▶ Assists: 10, at Little Rock (2/23/24)

CAREER STATS																									
Year	Avg.	GP	GS	AB	R	H	2B	3B	HR	RBI	TB	SLG%	BB	HBP	SO	GDP	OB%	SF	SH	SB	ATT	PO	A	E	FLD%
2021	.185	26	22	54	5	10	1	0	0	7	11	.204	6	6	12	1	.324	2	3	3	4	49	47	7	.932
2022	.289	46	45	173	20	50	5	0	0	26	55	.318	12	4	34	3	.347	1	3	2	3	48	113	5	.970
2023	.230	29	25	87	21	20	5	0	1	12	28	.322	12	8	11	1	.367	2	1	2	2	38	45	10	.892
2024	.373	16	16	51	13	19	3	0	0	11	22	.431	6	11	14	1	.522	1	2	0	1	18	44	2	.969
2025	.283	25	20	53	16	15	2	0	4	15	29	.547	9	11	13	0	.467	2	2	0	0	23	36	3	.952
TOTAL	.273	142	128	417	75	114	16	0	5	71	145	.347	45	40	84	6	.389	8	11	7	10	176	285	27	.942



4 MITCHELL SANFORD

SR | OF | BERWICK, LA. | NEW ORLEANS

SEASON HIGHS	CAREER HIGHS
▶ Runs: 5, vs. Jackson State (4/1/25)	▶ Runs: 5, vs. Jackson State (4/1/25)
▶ Hits: 3, 4x, MR at South Carolina (4/19/25)	▶ Hits: 4, 4x MR at Northwestern State (5/10/24)
▶ Home Runs: 2, 2x, MR at South Carolina (4/19/25)	▶ Home Runs: 2, 3x MR vs. #19 Florida (3/28/25)
▶ RBI: 4, 2x, MR at Missouri (3/23/25)	▶ RBI: 5, 4x MR vs. McNeese State (4/20/24)
▶ Walks: 3, 2x, MR vs. Jackson State (4/1/25)	▶ Walks: 3, 2x, MR vs. Jackson State (4/1/25)
▶ Stolen Bases: 1, 11x, MR vs. #5 Tennessee (4/12/25)	▶ Stolen Bases: 2, 3x MR at NW State (5/10/24)
▶ Assists: 1, at Kentucky (4/5/25)	▶ Assists: 1, 12x MR at Kentucky (4/5/25)

CAREER STATS																									
Year	Avg.	GP	GS	AB	R	H	2B	3B	HR	RBI	TB	SLG%	BB	HBP	SO	GDP	OB%	SF	SH	SB	ATT	PO	A	E	FLD%
2020	.250	9	4	12	5	3	0	0	0	2	3	.250	2	1	3	0	.400	0	1	1	1	2	0	0	1.000
2021	.268	36	12	71	13	19	2	1	1	11	26	.366	6	0	24	0	.325	0	1	1	1	31	1	1	.970
2022	.167	4	3	6	0	1	0	0	0	3	1	.167	0	0	3	0	.111	3	0	0	0	5	0	0	1.000
2023	.324	60	59	213	35	69	10	3	8	60	109	.512	24	4	53	2	.398	3	0	6	8	113	4	1	.992
2024	.381	57	57	226	59	86	21	4	15	68	160	.708	26	9	46	1	.460	2	0	18	19	125	6	3	.978
2025	.310	40	40	155	45	48	9	4	12	34	101	.652	24	4	38	0	.411	2	0	11	12	64	1	5	.929
TOTAL	.331	206	175	683	157	226	42	12	36	178	400	.586	82	18	167	3	.411	10	2	37	41	340	12	10	.974



6 OWEN PAINO

FR | IF | POUGHKEEPSIE, N.Y. | ROY C. KETCHAM

SEASON HIGHS	CAREER HIGHS
▶ Runs: 2, 2x, MR vs. Alcorn State (4/9/25)	▶ Runs: 2, 2x, MR vs. Alcorn State (4/9/25)
▶ Hits: 4, vs. Alcorn State (4/9/25)	▶ Hits: 4, vs. Alcorn State (4/9/25)
▶ Home Runs: 1, vs. Southern Miss (2/25/25)	▶ Home Runs: 1, vs. Southern Miss (2/25/25)
▶ RBI: 2, vs. Southern Miss (2/25/25)	▶ RBI: 2, vs. Southern Miss (2/25/25)
▶ Walks: 2, vs. Jackson State (4/1/25)	▶ Walks: 2, vs. Jackson State (4/1/25)
▶ Stolen Bases: 1, vs. #3 Arkansas (3/16/25)	▶ Stolen Bases: 1, vs. #3 Arkansas (3/16/25)
▶ Assists: 5, vs. Southern Miss (2/25/25)	▶ Assists: 5, vs. Southern Miss (2/25/25)

CAREER STATS																									
Year	Avg.	GP	GS	AB	R	H	2B	3B	HR	RBI	TB	SLG%	BB	HBP	SO	GDP	OB%	SF	SH	SB	ATT	PO	A	E	FLD%
2025	.231	18	15	52	11	12	3	0	1	6	18	.346	6	4	16	1	.349	1	0	1	2	24	24	8	.857
TOTAL	.231	18	15	52	11	12	3	0	1	6	18	.346	6	4	16	1	.349	1	0	1	2	24	24	8	.857



7 LUKE HILL

JR | IF | BATON ROUGE, LA. | ARIZONA STATE

SEASON HIGHS	CAREER HIGHS
▶ Runs: 5, vs. Alcorn State (4/9/25)	▶ Runs: 5, vs. Alcorn State (4/9/25)
▶ Hits: 3, 7x, MR vs. Little Rock (4/15/25)	▶ Hits: 3, 13x, MR vs. Little Rock (4/15/25)
▶ Home Runs: 2, vs. Clemson (2/16/25)	▶ Home Runs: 2, vs. Clemson (2/16/25)
▶ RBI: 5, vs. Clemson (2/16/25)	▶ RBI: 5, 2x, MR vs. Clemson (2/16/25)
▶ Walks: 2, 8x, MR at South Carolina (4/19/25)	▶ Walks: 3, at Washington (4/14/23)
▶ Stolen Bases: 2, 4x, MR at South Carolina (4/19/25)	▶ Stolen Bases: 2, 6x MR at South Carolina (4/19/25)
▶ Assists: 5, 2x, MR at Kentucky (4/5/25)	▶ Assists: 7, at Oregon (4/30/23)

CAREER STATS																									
Year	Avg.	GP	GS	AB	R	H	2B	3B	HR	RBI	TB	SLG%	BB	HBP	SO	GDP	OB%	SF	SH	SB	ATT	PO	A	E	FLD%
2023	.314	54	54	204	43	64	11	0	6	42	93	.456	23	4	42	3	.389	3	1	3	5	78	148	15	.938
2024	.291	54	54	196	36	57	6	1	3	27	74	.378	35	5	27	2	.404	4	1	12	15	68	108	9	.951
2025	.362	39	39	149	48	54	5	2	7	28	84	.564	34	6	21	4	.490	3	0	13	17	20	69	3	.967
TOTAL	.319	147	147	544	127	175	22	3	16	97	251	.457	92	15	90	9	.423	10	2	28	37	166	322	27	.949



8

TATE SIRMANS

FR | UT | VALDOSTA, GA. | LOWNDES

SEASON HIGHS	CAREER HIGHS
<div>▶ Runs: --</div> <div>▶ Hits: --</div> <div>▶ Home Runs: --</div> <div>▶ RBI: --</div> <div>▶ Walks: --</div> <div>▶ Stolen Bases: --</div> <div>▶ Assists: --</div>	<div>▶ Runs: --</div> <div>▶ Hits: --</div> <div>▶ Home Runs: --</div> <div>▶ RBI: --</div> <div>▶ Walks: --</div> <div>▶ Stolen Bases: --</div> <div>▶ Assists: --</div>

CAREER STATS																									
Year	Avg.	GP	GS	AB	R	H	2B	3B	HR	RBI	TB	SLG%	BB	HBP	SO	GDP	OB%	SF	SH	SB	ATT	PO	A	E	FLD%
2025																									
TOTAL																									



9

HAYDEN FEDERICO

FR | IF | WEST MONROE, LA. | WEST MONROE

SEASON HIGHS	CAREER HIGHS
<div>▶ Runs: 3, vs. Clemson (2/16/25)</div> <div>▶ Hits: 3, 2x MR vs. Eastern Kentucky (2/23/25)</div> <div>▶ Home Runs: 1, 3x, MR at South Carolina (4/18/25)</div> <div>▶ RBI: 2, 4x, MR at South Carolina (4/19/25)</div> <div>▶ Walks: 4, 2x, MR vs. #19 Florida (3/27/25)</div> <div>▶ Stolen Bases: 4, vs. #5 Tennessee (4/12/25)</div> <div>▶ Assists: 3, vs. Arkansas State (2/18/25)</div>	<div>▶ Runs: 3, vs. Clemson (2/16/25)</div> <div>▶ Hits: 3, 2x MR vs. Eastern Kentucky (2/23/25)</div> <div>▶ Home Runs: 1, 3x, MR at South Carolina (4/18/25)</div> <div>▶ RBI: 2, 4x, MR at South Carolina (4/19/25)</div> <div>▶ Walks: 4, 2x, MR vs. #19 Florida (3/27/25)</div> <div>▶ Stolen Bases: 4, vs. #5 Tennessee (4/12/25)</div> <div>▶ Assists: 3, vs. Arkansas State (2/18/25)</div>

CAREER STATS																									
Year	Avg.	GP	GS	AB	R	H	2B	3B	HR	RBI	TB	SLG%	BB	HBP	SO	GDP	OB%	SF	SH	SB	ATT	PO	A	E	FLD%
2025	.267	35	32	120	28	32	3	0	3	19	44	.367	28	7	19	2	.427	2	3	11	14	11	4	0	1.000
TOTAL	.267	35	32	120	28	32	3	0	3	19	44	.367	28	7	19	2	.427	2	3	11	14	11	4	0	1.000



10

CADE TOWNSEND

FR | RHP | ALISO VIEJO, CALIF. | SANTA MARGARITA CATHOLIC

SEASON HIGHS	CAREER HIGHS
<div>▶ IP (Start): 4.0, 2x, MR vs. Little Rock (4/15/25)</div> <div>▶ IP (Relief): 2, 2x, MR vs. South Alabama (3/11/25)</div> <div>▶ Strikeouts: 7, vs. Little Rock (4/15/25)</div> <div>▶ ER Allowed: 3, 2x, MR vs. Little Rock (4/15/25)</div> <div>▶ Runs Allowed: 5, vs. Jackson State (4/1/25)</div> <div>▶ Walks: 3, vs. Murray State (3/5/25)</div> <div>▶ Hits Allowed: 3, 2x, MR vs. #19 Southern Miss (3/18/25)</div>	<div>▶ IP (Start): 4.0, 2x, MR vs. Little Rock (4/15/25)</div> <div>▶ IP (Relief): 2, 2x, MR vs. South Alabama (3/11/25)</div> <div>▶ Strikeouts: 7, vs. Little Rock (4/15/25)</div> <div>▶ ER Allowed: 3, 2x, MR vs. Little Rock (4/15/25)</div> <div>▶ Runs Allowed: 5, vs. Jackson State (4/1/25)</div> <div>▶ Walks: 3, vs. Murray State (3/5/25)</div> <div>▶ Hits Allowed: 3, 2x, MR vs. #19 Southern Miss (3/18/25)</div>

CAREER STATS																									
Year	ERA	W	L	App	GS	CG	SHO	CBO	SV	IP	H	R	ER	BB	SO	2B	3B	HR	BF	B/Avg	WP	HBP	BK	SFA	SHA
2025	7.13	1	0	10	3	0	0	0	0	17.2	13	19	14	13	27	5	2	0	81	.200	3	2	0	0	0
TOTAL	7.13	1	0	10	3	0	0	0	0	17.2	13	19	14	13	27	5	2	0	81	.200	3	2	0	0	0



12

CAMPBELL SMITHWICK

SO | C | OXFORD, MISS. | OXFORD

SEASON HIGHS	CAREER HIGHS
<div>▶ Runs: 3, vs. Alcorn State (4/9/25)</div> <div>▶ Hits: 3, vs. Alcorn State (4/9/25)</div> <div>▶ Home Runs: 1, 3x, MR at Kentucky (4/4/25)</div> <div>▶ RBI: 4, vs. Alcorn State (4/9/25)</div> <div>▶ Walks: 2, 2x, MR vs. #19 Florida (3/28/25)</div> <div>▶ Stolen Bases: --</div> <div>▶ Assists: 2, vs. Murray State (3/5/25)</div>	<div>▶ Runs: 3, 2x, MR vs. Alcorn State (4/9/25)</div> <div>▶ Hits: 4, vs. Murray State (5/8/24)</div> <div>▶ Home Runs: 1, 4x MR at Kentucky (4/4/25)</div> <div>▶ RBI: 4, vs. Alcorn State (4/9/25)</div> <div>▶ Walks: 3, vs. High Point (2/25/24)</div> <div>▶ Stolen Bases: --</div> <div>▶ Assists: 2, 6x MR vs. Murray State (3/5/25)</div>

CAREER STATS																									
Year	Avg.	GP	GS	AB	R	H	2B	3B	HR	RBI	TB	SLG%	BB	HBP	SO	GDP	OB%	SF	SH	SB	ATT	PO	A	E	FLD%
2024	.266	30	24	79	13	21	5	0	1	12	29	.367	21	6	29	0	.449	1	0	0	0	159	13	2	.989
2025	.224	20	16	58	10	13	3	0	3	15	25	.431	9	7	15	1	.392	0	0	0	0	131	10	1	.993
TOTAL	.248	50	40	136	23	34	8	0	4	27	54	.394	30	13	43	1	.425	1	0	0	0	290	23	3	.992



14

COOPER JOHNSON

FR | LHP | JEFFERSON, GA. | MOUNTAIN VIEW

SEASON HIGHS	CAREER HIGHS
<div>▶ IP (Start): --</div> <div>▶ IP (Relief): 1.0, 3x, MR vs. Alcorn State (4/9/25)</div> <div>▶ Strikeouts: 2, vs. Alcorn State (4/9/25)</div> <div>▶ ER Allowed: 2, vs. South Alabama (3/11/25)</div> <div>▶ Runs Allowed: 3, vs. South Alabama (3/11/25)</div> <div>▶ Walks: 2, vs. South Alabama (3/11/25)</div> <div>▶ Hits Allowed: 2, 2x, MR vs. Alcorn State (4/9/25)</div>	<div>▶ IP (Start): --</div> <div>▶ IP (Relief): 1.0, 3x, MR vs. Alcorn State (4/9/25)</div> <div>▶ Strikeouts: 2, vs. Alcorn State (4/9/25)</div> <div>▶ ER Allowed: 2, vs. South Alabama (3/11/25)</div> <div>▶ Runs Allowed: 3, vs. South Alabama (3/11/25)</div> <div>▶ Walks: 2, vs. South Alabama (3/11/25)</div> <div>▶ Hits Allowed: 2, 2x, MR vs. Alcorn State (4/9/25)</div>

CAREER STATS																									
Year	ERA	W	L	App	GS	CG	SHO	CBO	SV	IP	H	R	ER	BB	SO	2B	3B	HR	BF	B/Avg	WP	HBP	BK	SFA	SHA
2025	8.10	0	0	4	0	0	0	0	0	3.1	6	4	3	2	3	1	0	0	20	.400	0	3	0	0	0
TOTAL	8.10	0	0	4	0	0	0	0	0	3.1	6	4	3	2	3	1	0	0	20	.400	0	3	0	0	0



16

BRAYDEN JONES

JR | RHP | MADISON, MISS. | MADISON RIDGELAND

SEASON HIGHS	CAREER HIGHS
<div>▶ IP (Start): --</div> <div>▶ IP (Relief): 2.0, at South Carolina (4/18/25)</div> <div>▶ Strikeouts: 3, 3x, MR vs. Little Rock (4/15/25)</div> <div>▶ ER Allowed: 5, vs. #19 Florida (3/28/25)</div> <div>▶ Runs Allowed: 5, vs. #19 Florida (3/28/25)</div> <div>▶ Walks: 2, at Kentucky (4/5/25)</div> <div>▶ Hits Allowed: 5, vs. #19 Florida (3/28/25)</div>	<div>▶ IP (Start): --</div> <div>▶ IP (Relief): 4.2, vs. LSU (4/21/23)</div> <div>▶ Strikeouts: 6, vs. LSU (4/21/23)</div> <div>▶ ER Allowed: 5, vs. #19 Florida (3/28/25)</div> <div>▶ Runs Allowed: 5, vs. #19 Florida (3/28/25)</div> <div>▶ Walks: 3, vs. Kentucky (3/30/24)</div> <div>▶ Hits Allowed: 5, vs. #19 Florida (3/28/25)</div>

CAREER STATS																									
Year	ERA	W	L	App	GS	CG	SHO	CBO	SV	IP	H	R	ER	BB	SO	2B	3B	HR	BF	B/Avg	WP	HBP	BK	SFA	SHA
2022	-	-	-	-	-	-	-	-	-	-	-	-	-	-	-	-	-	-	-	-	-	-	-	-	-
2023	4.36	1	1	19	0	0	0	0	2	33.0	31	17	16	20	29	6	0	3	151	.252	8	6	0	1	1
2024	5.54	1	0	21	0	0	0	0	1	26.0	28	17	16	14	26	5	0	6	121	.277	3	2	0	1	3
2025	7.43	1	2	15	0	0	0	0	1	13.1	22	14	11	5	21	4	0	3	69	.355	0	1	0	0	1
TOTAL	5.35	3	3	55	0	0	0	0	4	72.1	81	48	43	39	76	15	0	12	341	.263	11	9	0	2	5



17

WILL MCCAUSLAND

JR | RHP | HARLEYSVILLE, PA. | SAINT JOSEPH'S

SEASON HIGHS	CAREER HIGHS
<div>▶ IP (Start): 3.1, vs. Southern Miss (2/25/25)</div> <div>▶ IP (Relief): 4.0, at Missouri (3/23/25)</div> <div>▶ Strikeouts: 8, vs. Clemson (2/16/25)</div> <div>▶ ER Allowed: 5, vs. #3 Arkansas (3/15/25)</div> <div>▶ Runs Allowed: 5, vs. #3 Arkansas (3/15/25)</div> <div>▶ Walks: 2, vs. Jax State (3/9/25)</div> <div>▶ Hits Allowed: 6, vs. Southern Miss (2/25/25)</div>	<div>▶ IP (Start): 7.0, 2x MR vs. UMass (4/21/23)</div> <div>▶ IP (Relief): 4.0, at Missouri (3/23/25)</div> <div>▶ Strikeouts: 11, 2x MR at Massachusetts (4/27/24)</div> <div>▶ ER Allowed: 8, 2x MR vs. Saint Louis (5/24/23)</div> <div>▶ Runs Allowed: 8, 3x MR at Bucknell (3/2/24)</div> <div>▶ Walks: 4, at Davidson (3/28/24)</div> <div>▶ Hits Allowed: 12, at Dayton (5/6/23)</div>

CAREER STATS																									
Year	ERA	W	L	App	GS	CG	SHO	CBO	SV	IP	H	R	ER	BB	SO	2B	3B	HR	BF	B/Avg	WP	HBP	BK	SFA	SHA
2023	5.42	5	3	14	14	0	0	0	0	74.2	87	46	45	21	68	15	1	9	330	.291	4	7	0	3	0
2024	4.78	4	4	15	15	0	0	0	0	81.0	105	49	43	20	91	23	0	14	364	.315	6	5	1	2	4
2025	5.47	2	0	12	1	0	0	0	1	26.1	29	17	16	6	37	4	0	5	115	.274	3	2	0	0	1
TOTAL	5.14	11	7	41	30	0	0	0	1	182.0	221	112	104	47	196	42	1	28	809	.304	13	14	1	5	5



18

RYAN MOERMAN

SR | OF | LOCKPORT, ILL. | ILLINOIS

SEASON HIGHS	CAREER HIGHS
<div>▶ Runs: 3, 2x, MR vs. Jax State (3/9/25)</div> <div>▶ Hits: 3, 2x, MR vs. Jax State (3/9/25)</div> <div>▶ Home Runs: 2, vs. Jax State (3/9/25)</div> <div>▶ RBI: 7, vs. Jax State (3/9/25)</div> <div>▶ Walks: 4, vs. Jackson State (4/1/25)</div> <div>▶ Stolen Bases: 1, 5x, MR vs. #5 Tennessee (4/13/25)</div> <div>▶ Assists: 1, at Missouri (3/21/25)</div>	<div>▶ Runs: 3, 6x MR vs. Jax State (3/9/25)</div> <div>▶ Hits: 4, vs. Indiana State (4/30/24)</div> <div>▶ Home Runs: 3, vs. Indiana State (4/30/34)</div> <div>▶ RBI: 9, vs. Indiana State (4/30/24)</div> <div>▶ Walks: 4, vs. Jackson State (4/1/25)</div> <div>▶ Stolen Bases: 1, 7x, MR vs. #5 Tennessee (4/13/25)</div> <div>▶ Assists: 2, vs. Indiana State (3/15/23)</div>

CAREER STATS																									
Year	Avg.	GP	GS	AB	R	H	2B	3B	HR	RBI	TB	SLG%	BB	HBP	SO	GDP	OB%	SF	SH	SB	ATT	PO	A	E	FLD%
2022	.246	26	15	61	10	15	4	0	0	7	19	.311	9	4	20	0	.378	0	1	0	0	22	0	0	1.000
2023	.300	49	49	190	39	57	11	0	12	44	104	.547	16	8	53	4	.372	4	0	3	3	103	7	2	.982
2024	.259	53	52	193	47	50	5	0	19	53	112	.580	20	14	48	5	.370	0	1	1	1	97	4	1	.990
2025	.276	40	40	152	36	42	13	0	9	37	82	.539	25	8	46	3	.399	3	0	5	5	46	1	0	1.000
TOTAL	.275	168	156	596	132	164	33	0	40	151	317	.532	69	34	167	12	.379	7	2	9	9	268	12	3	.989



19

WALKER HOOKS

FR | LHP | BRANDON, MISS. | BRANDON

SEASON HIGHS	CAREER HIGHS
<div>▶ IP (Start): --</div> <div>▶ IP (Relief): 3.1, vs. #19 Florida (3/28/25)</div> <div>▶ Strikeouts: 7, vs. #19 Florida (3/28/25)</div> <div>▶ ER Allowed: 5, vs. #5 Tennessee (4/13/25)</div> <div>▶ Runs Allowed: 5, vs. #5 Tennessee (4/13/25)</div> <div>▶ Walks: 2, 2x, MR at South Carolina (4/18/25)</div> <div>▶ Hits Allowed: 4, vs. #5 Tennessee (4/13/25)</div>	<div>▶ IP (Start): --</div> <div>▶ IP (Relief): 3.1, vs. #19 Florida (3/28/25)</div> <div>▶ Strikeouts: 7, vs. #19 Florida (3/28/25)</div> <div>▶ ER Allowed: 5, vs. #5 Tennessee (4/13/25)</div> <div>▶ Runs Allowed: 5, vs. #5 Tennessee (4/13/25)</div> <div>▶ Walks: 2, 2x, MR at South Carolina (4/18/25)</div> <div>▶ Hits Allowed: 4, vs. #5 Tennessee (4/13/25)</div>

CAREER STATS																									
Year	ERA	W	L	App	GS	CG	SHO	CBO	SV	IP	H	R	ER	BB	SO	2B	3B	HR	BF	B/Avg	WP	HBP	BK	SFA	SHA
2025	4.37	1	0	13	0	0	0	0	1	22.2	22	11	11	8	32	4	0	3	97	.256	3	0	0	0	3
TOTAL	4.37	1	0	13	0	0	0	0	1	22.2	22	11	11	8	32	4	0	3	97	.256	3	0	0	0	3



20COLLINREUTER

JR | C | OLIVE BRANCH, MISS. | BYU

SEASON HIGHS	CAREER HIGHS
<div>▶ Runs: 2, vs. Clemson (2/16/25)</div> <div>▶ Hits: 2, vs. Clemson (2/16/25)</div> <div>▶ Home Runs: --</div> <div>▶ RBI: --</div> <div>▶ Walks: 1, 3x, MR vs. Jackson State (4/1/25)</div> <div>▶ Stolen Bases: --</div> <div>▶ Assists: 1, 2x, MR at Kentucky (4/5/25)</div>	<div>▶ Runs: 3, 4x MR at Texas (4/6/24)</div> <div>▶ Hits: 3, 2x at Texas (4/6/24)</div> <div>▶ Home Runs: 3, at Texas (4/6/24)</div> <div>▶ RBI: 5, at Texas (4/6/24)</div> <div>▶ Walks: 3, vs. Houston (3/16/24)</div> <div>▶ Stolen Bases: 1, 3x MR vs. Houston (3/16/24)</div> <div>▶ Assists: 3, 5x MR at Kansas State (5/16/24)</div>

CAREER STATS																								
Year	Avg.	GP	GS	AB	R	H	2B	3B	HR	RBI	TB	SLG%	BB	HBP	SO	GDP	OB%	SF	SH	SB	ATT	PO	A	E FLD%
2022	.244	46	43	135	28	33	9	0	6	24	60	.444	18	6	53	3	.348	5	2	2	2	370	26	1 .997
2023	-	-	-	-	-	-	-	-	-	-	-	-	-	-	-	-	-	-	-	-	-	-	-	-
2024	.265	48	48	181	29	48	8	1	10	37	88	.486	28	5	68	2	.379	0	0	1	4	379	40	3 .993
2025	.259	17	10	27	5	7	1	0	1	1	11	.407	4	2	12	0	.394	0	0	0	0	55	2	2 .966
TOTAL	.257	111	101	342	62	88	18	1	17	62	159	.464	50	13	134	5	.367	5	2	3	6	804	68	6 .993



21MASONMORRIS

JR | RHP | TUPELO, MISS. | TUPELO

SEASON HIGHS	CAREER HIGHS
<div>▶ IP (Start): --</div> <div>▶ IP (Relief): 5.0, vs. #5 Tennessee (4/11/25)</div> <div>▶ Strikeouts: 8, vs. #5 Tennessee (4/11/25)</div> <div>▶ ER Allowed: 4, vs. #3 Arkansas (3/14/25)</div> <div>▶ Runs Allowed: 4, vs. #3 Arkansas (3/14/25)</div> <div>▶ Walks 3, 2x, MR at Missouri (3/21/25)</div> <div>▶ Hits Allowed: 5, vs. #3 Arkansas (3/14/25)</div>	<div>▶ IP (Start): 3.0, vs. Arkansas State (2/21/24)</div> <div>▶ IP (Relief): 5.0, vs. #5 Tennessee (4/11/25)</div> <div>▶ Strikeouts: 8, vs. #5 Tennessee (4/11/25)</div> <div>▶ ER Allowed: 4, 2x, MR vs. #3 Arkansas (3/14/25)</div> <div>▶ Runs Allowed: 4, 2x, MR vs. #3 Arkansas (3/14/25)</div> <div>▶ Walks: 3, 4x MR at Missouri (3/21/25)</div> <div>▶ Hits Allowed: 5, vs. #3 Arkansas (3/14/25)</div>

CAREER STATS																									
Year	ERA	W	L	App	GS	CG	SHO	CBO	SV	IP	H	R	ER	BB	SO	2B	3B	HR	BF	B/Avg	WP	HBP	BK	SFA	SHA
2023	5.87	0	0	9	0	0	0	0	0	7.2	11	5	5	7	8	3	0	1	42	.344	2	2	0	1	0
2024	6.55	1	2	23	1	0	0	0	1	33.0	29	26	24	21	37	6	0	4	155	.240	4	7	0	4	2
2025	2.16	3	1	10	0	0	0	1	1	33.1	21	9	8	13	50	5	0	3	133	.178	4	1	1	1	0
TOTAL	4.50	4	2	42	1	0	0	1	2	74.0	61	40	37	41	95	14	0	8	330	.261	10	10	1	6	2



22CONNORSPENCER

SR | RHP | HERNANDO, MISS. | SOUTHEASTERN LOUISIANA

SEASON HIGHS	CAREER HIGHS
<div>▶ IP (Start): --</div> <div>▶ IP (Relief): 2.2, 2x, MR at Kentucky (4/5/25)</div> <div>▶ Strikeouts: 2, 5x, MR vs. #5 Tennessee (4/12/25)</div> <div>▶ ER Allowed: --</div> <div>▶ Runs Allowed: 4, vs. #3 Arkansas (3/16/25)</div> <div>▶ Walks: 3, vs. Arizona (2/14/25)</div> <div>▶ Hits Allowed: 4, vs. #3 Arkansas (3/16/25)</div>	<div>▶ IP (Start): --</div> <div>▶ IP (Relief): 3.2, vs. Mississippi State (4/13/24)</div> <div>▶ Strikeouts: 4, vs. Murray State (5/8/24)</div> <div>▶ ER Allowed: 6, vs. Iowa (3/1/24)</div> <div>▶ Runs Allowed: 6, vs. Iowa (3/1/24)</div> <div>▶ Walks: 4, at Auburn (3/11/23)</div> <div>▶ Hits Allowed: 5, vs. Samford (2/26/23)</div>

CAREER STATS																									
Year	ERA	W	L	App	GS	CG	SHO	CBO	SV	IP	H	R	ER	BB	SO	2B	3B	HR	BF	B/Avg	WP	HBP	BK	SFA	SHA
2023	5.65	1	0	14	0	0	0	0	3	14.1	13	10	9	10	23	6	0	1	63	.250	2	0	0	0	1
2024	6.16	0	2	18	0	0	0	0	7	19.0	14	13	13	10	28	0	0	3	84	.194	2	2	0	0	0
2025	0.66	0	1	10	0	0	0	0	3	13.2	6	7	1	7	13	0	0	2	57	.128	0	1	0	1	1
TOTAL	4.40	1	3	42	0	0	0	0	13	47.0	33	30	23	27	64	6	0	6	204	.218	4	3	0	1	2



23

HUDSON CALHOUN

SO | RHP | TUPELO, MISS. | MCCALLIE SCHOOL

SEASON HIGHS	CAREER HIGHS
<div>▶ IP (Start): --</div> <div>▶ IP (Relief): 2.1, vs. Memphis (3/25/25)</div> <div>▶ Strikeouts: 5, vs. Memphis (3/25/25)</div> <div>▶ ER Allowed: 3, vs. South Alabama (3/11/25)</div> <div>▶ Runs Allowed: 3, vs. South Alabama (3/11/25)</div> <div>▶ Walks: 2, 2x, MR vs. #5 Tennessee (4/13/25)</div> <div>▶ Hits Allowed: 2, 2x, MR vs. Jackson State (4/1/25)</div>	<div>▶ IP (Start): --</div> <div>▶ IP (Relief): 2.1, vs. Memphis (3/25/25)</div> <div>▶ Strikeouts: 5, vs. Memphis (3/25/25)</div> <div>▶ ER Allowed: 3, vs. South Alabama (3/11/25)</div> <div>▶ Runs Allowed: 3, vs. South Alabama (3/11/25)</div> <div>▶ Walks: 2, 2x, MR vs. #5 Tennessee (4/13/25)</div> <div>▶ Hits Allowed: 2, 2x, MR vs. Jackson State (4/1/25)</div>

CAREER STATS																									
Year	ERA	W	L	App	GS	CG	SHO	CBO	SV	IP	H	R	ER	BB	SO	2B	3B	HR	BF	B/Avg	WP	HBP	BK	SFA	SHA
2024	6.75	0	0	2	0	0	0	0	0	1.1	1	2	1	1	1	1	0	0	6	.250	0	1	0	0	0
2025	6.57	2	0	11	0	0	0	1	0	12.1	7	11	9	9	15	1	0	2	57	.167	1	4	0	0	2
TOTAL	6.59	2	0	13	0	0	0	1	0	13.2	8	13	10	10	16	2	0	2	63	.250	1	5	0	0	2



24

AUSTIN FAWLEY

SO | C | WEST PALM BEACH, FLA. | KENTUCKY

SEASON HIGHS	CAREER HIGHS
<div>▶ Runs: 2, 3x, MR at South Carolina (4/19/25)</div> <div>▶ Hits: 3, at Kentucky (4/4/25)</div> <div>▶ Home Runs: 1, 11x, MR at South Carolina (4/19/25)</div> <div>▶ RBI: 5, vs. #19 Florida (3/28/25)</div> <div>▶ Walks: 3, 2x, MR vs. Jax State (3/8/25)</div> <div>▶ Stolen Bases: --</div> <div>▶ Assists: 2, 2x, MR vs. #5 Tennessee (4/12/25)</div>	<div>▶ Runs: 2, 3x, MR at South Carolina (4/19/25)</div> <div>▶ Hits: 3, at Kentucky (4/4/25)</div> <div>▶ Home Runs: 1, 13x MR at South Carolina (4/19/25)</div> <div>▶ RBI: 5, vs. #19 Florida (3/28/25)</div> <div>▶ Walks: 3, 2x, MR vs. Jax State (3/8/25)</div> <div>▶ Stolen Bases: --</div> <div>▶ Assists: 2, 2x, MR vs. #5 Tennessee (4/12/25)</div>

CAREER STATS																									
Year	Avg.	GP	GS	AB	R	H	2B	3B	HR	RBI	TB	SLG%	BB	HBP	SO	GDP	OB%	SF	SH	SB	ATT	PO	A	E	FLD%
2024	.222	10	4	18	3	4	1	0	2	5	11	.611	1	0	7	1	.263	0	1	0	0	42	0	0	1.000
2025	.260	28	27	96	20	25	5	0	11	33	63	.656	21	1	36	2	.395	1	0	0	0	304	11	0	1.000
TOTAL	.254	38	31	114	23	29	6	0	13	38	74	.649	22	1	43	3	.377	1	1	0	0	346	11	0	1.000



25

ETHAN SUROWIEC

FR | IF | GULFPORT, MISS. | GULFPORT

SEASON HIGHS	CAREER HIGHS
<div>▶ Runs: 2, vs. Alcorn State (4/9/25)</div> <div>▶ Hits: 2, vs. Alcorn State (4/9/25)</div> <div>▶ Home Runs: 1, vs. Alcorn State (4/9/25)</div> <div>▶ RBI: 4, vs. Alcorn State (4/9/25)</div> <div>▶ Walks: --</div> <div>▶ Stolen Bases: --</div> <div>▶ Assists: --</div>	<div>▶ Runs: 2, vs. Alcorn State (4/9/25)</div> <div>▶ Hits: 2, vs. Alcorn State (4/9/25)</div> <div>▶ Home Runs: 1, vs. Alcorn State (4/9/25)</div> <div>▶ RBI: 4, vs. Alcorn State (4/9/25)</div> <div>▶ Walks: --</div> <div>▶ Stolen Bases: --</div> <div>▶ Assists: --</div>

CAREER STATS																									
Year	Avg.	GP	GS	AB	R	H	2B	3B	HR	RBI	TB	SLG%	BB	HBP	SO	GDP	OB%	SF	SH	SB	ATT	PO	A	E	FLD%
2025	.500	7	0	10	3	5	0	0	1	5	8	.800	0	1	3	0	.545	0	0	0	0	11	0	0	1.000
TOTAL	.500	7	0	10	3	5	0	0	1	5	8	.800	0	1	3	0	.545	0	0	0	0	11	0	0	1.000



26

HUNTER ELLIOTT

R-JR | LHP | TUPELO, MISS. | TUPELO

SEASON HIGHS	CAREER HIGHS
<div>▶ IP (Start): 6, vs. Eastern Kentucky (2/21/25)</div> <div>▶ IP (Relief): --</div> <div>▶ Strikeouts: 10, vs. Eastern Kentucky (2/21/25)</div> <div>▶ ER Allowed: 4, 2x, MR at Kentucky (4/4/25)</div> <div>▶ Runs Allowed: 4, 2x, MR at Kentucky (4/4/25)</div> <div>▶ Walks: 5, vs. Wright State (2/28/25)</div> <div>▶ Hits Allowed: 6, 2x, MR at South Carolina (4/17/25)</div>	<div>▶ IP (Start): 7.0, at Southern Miss (6/12/22)</div> <div>▶ IP (Relief): 4.0, vs. Tennessee (3/26/22)</div> <div>▶ Strikeouts: 10, 2x, MR vs. Eastern Kentucky (2/21/25)</div> <div>▶ ER Allowed: 4, 3x, MR at Kentucky (4/4/25)</div> <div>▶ Runs Allowed: 4, 4x, MR at Kentucky (4/4/25)</div> <div>▶ Walks: 5, 3x, MR vs. Wright State (2/28/25)</div> <div>▶ Hits Allowed: 6, 4x, MR at South Carolina (4/17/25)</div>

CAREER STATS																									
Year	ERA	W	L	App	GS	CG	SHO	CBO	SV	IP	H	R	ER	BB	SO	2B	3B	HR	BF	B/Avg	WP	HBP	BK	SFA	SHA
2022	2.70	5	3	20	12	0	0	0	0	80.0	57	29	24	34	102	10	0	4	332	.201	6	10	0	1	4
2023	10.50	1	1	2	2	0	0	0	0	6.0	5	7	7	6	12	0	0	2	29	.217	0	0	0	0	0
2024	-	-	-	-	-	-	-	-	-	-	-	-	-	-	-	-	-	-	-	-	-	-	-	-	-
2025	4.04	5	2	10	10	0	0	1	0	49.0	37	22	22	22	58	8	0	3	210	.216	1	12	0	0	5
TOTAL	3.53	11	6	32	24	0	0	1	0	135.0	99	58	53	62	172	18	0	9	571	.203	7	22	0	1	9




27

BUDD UTERMARK

JR | IF | CHARLOTTE, N.C. | CHARLOTTE CHRISTIAN

SEASON HIGHS	CAREER HIGHS
<div>▶ Runs: 3, vs. Alcorn State (4/9/25)</div> <div>▶ Hits: 3, 2x, MR vs. #19 Florida (3/28/25)</div> <div>▶ Home Runs: 2, vs. Murray State (3/5/25)</div> <div>▶ RBI: 5, vs. Jackson State (4/1/25)</div> <div>▶ Walks: 3, at Missouri (3/22/25)</div> <div>▶ Stolen Bases: 2, at South Carolina (4/19/25)</div> <div>▶ Assists: 5, 3x, MR vs. #5 Tennessee (4/12/25)</div>	<div>▶ Runs: 3, vs. Alcorn State (4/9/25)</div> <div>▶ Hits: 3, 3x, MR vs. #19 Florida (3/28/25)</div> <div>▶ Home Runs: 2, vs. Murray State (3/5/25)</div> <div>▶ RBI: 5, vs. Jackson State (4/1/25)</div> <div>▶ Walks: 3, at Missouri (3/22/25)</div> <div>▶ Stolen Bases: 2, at South Carolina (4/19/25)</div> <div>▶ Assists: 5, 3x, MR vs. #5 Tennessee (4/12/25)</div>

CAREER STATS																									
Year	Avg.	GP	GS	AB	R	H	2B	3B	HR	RBI	TB	SLG%	BB	HBP	SO	GDP	OB%	SF	SH	SB	ATT	PO	A	E	FLD%
2023	.135	17	9	37	8	5	0	0	2	6	11	.297	1	1	17	1	.179	0	0	1	1	4	0	0	1.000
2024	.230	36	27	100	16	23	6	0	5	12	44	.440	10	2	46	0	.313	0	0	2	3	65	24	3	.967
2025	.305	40	40	151	34	46	7	0	11	40	86	.570	25	2	53	3	.408	1	0	6	11	56	68	3	.976
TOTAL	.257	93	76	288	58	74	13	0	18	58	141	.490	36	5	116	4	.348	1	0	9	15	125	90	6	.969



28

CONNOR CHISOLM

SR | OF | MADISON, MISS. | HINDS CC

SEASON HIGHS	CAREER HIGHS
<div>▶ Runs: 2, vs. Alcorn State (4/9/25)</div> <div>▶ Hits: 1, vs. Alcorn State (4/9/25)</div> <div>▶ Home Runs: --</div> <div>▶ RBI: --</div> <div>▶ Walks: 1, 2x, MR vs. Alcorn State (4/9/25)</div> <div>▶ Stolen Bases: 2, vs. Alcorn State (4/9/25)</div> <div>▶ Assists: --</div>	<div>▶ Runs: 2, vs. Alcorn State (4/9/25)</div> <div>▶ Hits: 1, vs. Alcorn State (4/9/25)</div> <div>▶ Home Runs: --</div> <div>▶ RBI: --</div> <div>▶ Walks: 1, 2x, MR vs. Alcorn State (4/9/25)</div> <div>▶ Stolen Bases: 2, vs. Alcorn State (4/9/25)</div> <div>▶ Assists: --</div>

CAREER STATS																									
Year	Avg.	GP	GS	AB	R	H	2B	3B	HR	RBI	TB	SLG%	BB	HBP	SO	GDP	OB%	SF	SH	SB	ATT	PO	A	E	FLD%
2024	.000	1	0	1	0	0	0	0	0	0	0	.000	0	0	0	1	.000	0	0	0	0	0	0	0	.000
2025	.167	8	0	6	3	1	0	0	0	0	1	.167	3	0	1	0	.444	0	0	2	2	0	0	0	.000
TOTAL	.143	9	0	7	3	1	0	0	0	0	1	.143	3	0	1	1	.400	0	0	2	2	0	0	0	.000



29

RYNE RODRIGUEZ

JR | LHP | FORT WORTH, TEXAS | WEATHERFORD COLLEGE

SEASON HIGHS	CAREER HIGHS
<div>▶ IP (Start): --</div> <div>▶ IP (Relief): 1.2, vs. Murray State (3/5/25)</div> <div>▶ Strikeouts: 2, 3x, MR. vs. South Alabama (3/11/25)</div> <div>▶ ER Allowed: 2, vs. #5 Tennessee (4/12/25)</div> <div>▶ Runs Allowed: 2, 2x, MR at South Carolina (4/18/25)</div> <div>▶ Walks: 1, 3x, MR at South Carolina (4/18/25)</div> <div>▶ Hits Allowed: 2, 2x, MR vs. South Alabama (3/11/25)</div>	<div>▶ IP (Start): --</div> <div>▶ IP (Relief): 3.0, vs. Alabama (4/25/24)</div> <div>▶ Strikeouts: 3, at Southern Miss (5/14/24)</div> <div>▶ ER Allowed: 2, vs. #5 Tennessee (4/12/25)</div> <div>▶ Runs Allowed: 4, at Hawaii (2/18/24)</div> <div>▶ Walks: 3, at Hawaii (2/18/24)</div> <div>▶ Hits Allowed: 2, 6x MR vs. South Alabama (3/11/25)</div>

CAREER STATS																									
Year	ERA	W	L	App	GS	CG	SHO	CBO	SV	IP	H	R	ER	BB	SO	2B	3B	HR	BF	B/Avg	WP	HBP	BK	SFA	SHA
2024	2.45	0	0	14	0	0	0	0	0	14.2	13	8	4	7	15	0	0	2	64	.236	1	0	1	1	1
2025	4.35	0	0	15	0	0	0	0	0	10.1	10	8	5	3	11	2	0	1	48	.270	2	3	1	3	2
TOTAL	3.24	0	0	29	0	0	0	0	0	25.0	23	16	9	10	26	2	0	3	112	.236	3	3	1	4	3



32

GUNNAR DENNIS

SR | LHP | PEARL, MISS. | MERIDIAN CC

SEASON HIGHS	CAREER HIGHS
<div>▶ IP (Start): 4.0, at Memphis (4/8/25)</div> <div>▶ IP (Relief): 2.1, vs. #5 Tennessee (4/13/25)</div> <div>▶ Strikeouts: 5, at Memphis (4/8/25)</div> <div>▶ ER Allowed: 4, vs. #19 Southern Miss (3/18/25)</div> <div>▶ Runs Allowed: 4, vs. #19 Southern Miss (3/18/25)</div> <div>▶ Walks: 2, 3x, MR vs. #5 Tennessee (4/13/25)</div> <div>▶ Hits Allowed: 5, vs. Jackson State (4/1/25)</div>	<div>▶ IP (Start): 5.0, 3x MR vs. S Carolina (3/15/24)</div> <div>▶ IP (Relief): 2.1, 3x MR vs. #5 Tennessee (4/13/25)</div> <div>▶ Strikeouts: 8, 2x MR vs. Iowa (3/1/24)</div> <div>▶ ER Allowed: 10, at Tennessee (3/22/24)</div> <div>▶ Runs Allowed: 10, at Tennessee (3/22/24)</div> <div>▶ Walks: 3, 2x MR vs. Iowa (3/1/24)</div> <div>▶ Hits Allowed: 9, at Tennessee (3/22/24)</div>

CAREER STATS																									
Year	ERA	W	L	App	GS	CG	SHO	CBO	SV	IP	H	R	ER	BB	SO	2B	3B	HR	BF	B/Avg	WP	HBP	BK	SFA	SHA
2024	7.88	4	2	16	8	0	0	0	0	40.0	55	39	35	21	46	12	0	5	202	.325	3	9	1	2	1
2025	3.93	2	1	10	3	0	0	1	0	18.1	20	10	8	9	21	2	0	2	85	.278	1	3	0	1	0
TOTAL	6.63	6	3	26	11	0	0	1	0	58.1	75	49	43	30	67	14	0	7	287	.325	4	12	1	3	1



34

LANDON WATERS

JR | RHP | GRENADA, MISS. | MERIDIAN CC

SEASON HIGHS	CAREER HIGHS
<div>▶ IP (Start): --</div> <div>▶ IP (Relief): 2.0, 2x, MR vs. Little Rock (4/15/25)</div> <div>▶ Strikeouts: 4, 2x, MR vs. Memphis (3/25/25)</div> <div>▶ ER Allowed: 3, vs. Texas (2/15/25)</div> <div>▶ Runs Allowed: 3, vs. Texas (2/15/25)</div> <div>▶ Walks: 1, 6x, MR at South Carolina (4/18/25)</div> <div>▶ Hits Allowed: 2, 5x, MR vs. Little Rock (4/15/25)</div>	<div>▶ IP (Start): --</div> <div>▶ IP (Relief): 2.0, 2x, MR vs. Little Rock (4/15/25)</div> <div>▶ Strikeouts: 4, 2x, MR vs. Memphis (3/25/25)</div> <div>▶ ER Allowed: 3, vs. Texas (2/15/25)</div> <div>▶ Runs Allowed: 3, vs. Texas (2/15/25)</div> <div>▶ Walks: 1, 6x, MR at South Carolina (4/18/25)</div> <div>▶ Hits Allowed: 2, 5x, MR vs. Little Rock (4/15/25)</div>

CAREER STATS																									
Year	ERA	W	L	App	GS	CG	SHO	CBO	SV	IP	H	R	ER	BB	SO	2B	3B	HR	BF	B/Avg	WP	HBP	BK	SFA	SHA
2025	5.65	2	0	12	0	0	0	0	1	14.1	12	9	9	6	`21	2	2	4	59	.235	2	2	0	0	0
TOTAL	5.65	2	0	12	0	0	0	0	1	14.1	12	9	9	6	`21	2	2	4	59	.235	2	2	0	0	0



35

OWEN HANCOCK

FR | RHP | SYLVESTER, GA. | WORTH COUNTY

SEASON HIGHS	CAREER HIGHS
<div>▶ IP (Start): --</div> <div>▶ IP (Relief): 1.0, 3x, MR vs. Alcorn State (4/9/25)</div> <div>▶ Strikeouts: 2, vs. Alcorn State (4/9/25)</div> <div>▶ ER Allowed: 2, vs. Eastern Kentucky (2/23/25)</div> <div>▶ Runs Allowed: 2, vs. Eastern Kentucky (2/23/25)</div> <div>▶ Walks: 2, vs. Eastern Kentucky (2/23/25)</div> <div>▶ Hits Allowed: 1, 2x, MR vs. Alcorn State (4/9/25)</div>	<div>▶ IP (Start): --</div> <div>▶ IP (Relief): 1.0, 3x, MR vs. Alcorn State (4/9/25)</div> <div>▶ Strikeouts: 2, vs. Alcorn State (4/9/25)</div> <div>▶ ER Allowed: 2, vs. Eastern Kentucky (2/23/25)</div> <div>▶ Runs Allowed: 2, vs. Eastern Kentucky (2/23/25)</div> <div>▶ Walks: 2, vs. Eastern Kentucky (2/23/25)</div> <div>▶ Hits Allowed: 1, 2x, MR vs. Alcorn State (4/9/25)</div>

CAREER STATS																									
Year	ERA	W	L	App	GS	CG	SHO	CBO	SV	IP	H	R	ER	BB	SO	2B	3B	HR	BF	B/Avg	WP	HBP	BK	SFA	SHA
2025	5.40	1	0	4	0	0	0	0	0	3.1	2	2	2	4	5	0	0	1	16	.167	0	0	0	0	0
TOTAL	5.40	1	0	4	0	0	0	0	0	3.1	2	2	2	4	5	0	0	1	16	.167	0	0	0	0	0



36

WILL FURNISS

JR | IF | NACOGDOCHES, TEXAS | NACOGDOCHES

SEASON HIGHS	CAREER HIGHS
<div>▶ Runs: 3, vs. #19 Florida (3/28/25)</div> <div>▶ Hits: 2, 9x, MR at South Carolina (4/19/25)</div> <div>▶ Home Runs: 1, 6x, MR at South Carolina (4/19/25)</div> <div>▶ RBI: 4, vs. #19 Florida (3/27/25)</div> <div>▶ Walks: 2, 3x, MR vs. #5 Tennessee (4/13/25)</div> <div>▶ Stolen Bases: --</div> <div>▶ Assists: 2, 4x, MR at Memphis (4/8/25)</div>	<div>▶ Runs: 3, 3x MR vs. #19 Florida (3/28/25)</div> <div>▶ Hits: 4, vs. Alabama (4/26/24)</div> <div>▶ Home Runs: 1, 18x, MR at South Carolina (4/19/25)</div> <div>▶ RBI: 5, vs. High Point (2/25/24)</div> <div>▶ Walks: 2, 9x, MR vs. #5 Tennessee (4/13/25)</div> <div>▶ Stolen Bases: 1, vs. Delaware (2/19/23)</div> <div>▶ Assists: 2, 5x, MR at Memphis (4/8/25)</div>

CAREER STATS																									
Year	Avg.	GP	GS	AB	R	H	2B	3B	HR	RBI	TB	SLG%	BB	HBP	SO	GDP	OB%	SF	SH	SB	ATT	PO	A	E	FLD%
2023	.298	48	38	131	18	39	4	0	3	15	52	.397	13	2	33	4	.367	1	0	1	1	35	1	2	.947
2024	.236	51	43	148	27	35	8	0	9	31	70	.473	27	0	46	3	.350	2	0	0	0	106	8	1	.991
2025	.295	34	27	105	26	31	4	0	6	29	53	.505	29	0	28	4	.438	3	0	0	0	185	18	4	.981
TOTAL	.273	133	109	384	71	105	16	0	18	75	174	.456	69	2	107	11	.382	6	0	1	1	336	27	7	.980



37

BRETT MOSELEY

FR | OF | TRUSSVILLE, ALA. | TRUSSVILLE

SEASON HIGHS	CAREER HIGHS
<div>▶ Runs: --</div> <div>▶ Hits: --</div> <div>▶ Home Runs: --</div> <div>▶ RBI: --</div> <div>▶ Walks: --</div> <div>▶ Stolen Bases: --</div> <div>▶ Assists: --</div>	<div>▶ Runs: --</div> <div>▶ Hits: --</div> <div>▶ Home Runs: --</div> <div>▶ RBI: --</div> <div>▶ Walks: --</div> <div>▶ Stolen Bases: --</div> <div>▶ Assists: --</div>

CAREER STATS																									
Year	Avg.	GP	GS	AB	R	H	2B	3B	HR	RBI	TB	SLG%	BB	HBP	SO	GDP	OB%	SF	SH	SB	ATT	PO	A	E	FLD%
2025																									
TOTAL																									



38

PATRICK GALLE

SO | RHP | BILOXI, MISS. | BILOXI

SEASON HIGHS	CAREER HIGHS
<div>▶ IP (Start): --</div> <div>▶ IP (Relief): 1.0, 3x, MR at Memphis (4/8/25)</div> <div>▶ Strikeouts: 2, 4x, MR at Memphis (4/8/25)</div> <div>▶ ER Allowed: 1, 2x, MR vs. #3 Arkansas (3/15/25)</div> <div>▶ Runs Allowed: 1, 2x, MR vs. #3 Arkansas (3/15/25)</div> <div>▶ Walks: 1, vs. Wright State (2/28/25)</div> <div>▶ Hits Allowed: 2, 2x, MR vs. #3 Arkansas (3/15/25)</div>	<div>▶ IP (Start): --</div> <div>▶ IP (Relief): 1.0, 5x, MR at Memphis (4/8/25)</div> <div>▶ Strikeouts: 2, 7x, MR at Memphis (4/8/25)</div> <div>▶ ER Allowed: 3, at Tennessee (3/22/24)</div> <div>▶ Runs Allowed: 4, at Tennessee (3/22/24)</div> <div>▶ Walks: 2, 2x, MR at Tennessee (3/22/24)</div> <div>▶ Hits Allowed: 2, 3x, MR vs. #3 Arkansas (3/15/25)</div>

CAREER STATS																									
Year	ERA	W	L	App	GS	CG	SHO	CBO	SV	IP	H	R	ER	BB	SO	2B	3B	HR	BF	B/Avg	WP	HBP	BK	SFA	SHA
2024	6.75	0	0	6	0	0	0	0	0	4.0	5	4	3	4	6	0	0	0	20	.313	0	0	0	0	0
2025	7.50	0	0	7	0	0	0	1	0	6.0	9	5	5	2	9	2	0	1	30	.360	2	1	0	2	0
TOTAL	7.20	0	0	13	0	0	0	0	0	10.0	14	9	8	6	15	2	0	1	50	.313	2	1	0	2	0



39

JACKSON MILLER

FR | OF | PALM BEACH, FLA. | BENJAMIN

SEASON HIGHS	CAREER HIGHS
<div>▶ Runs: 3, vs. Alcorn State (4/9/25)</div> <div>▶ Hits: 1, vs. Alcorn State (4/9/25)</div> <div>▶ Home Runs: --</div> <div>▶ RBI: 1, vs. Alcorn State (4/9/25)</div> <div>▶ Walks: 2, vs. Alcorn State (4/9/25)</div> <div>▶ Stolen Bases: --</div> <div>▶ Assists: --</div>	<div>▶ Runs: 3, vs. Alcorn State (4/9/25)</div> <div>▶ Hits: 1, vs. Alcorn State (4/9/25)</div> <div>▶ Home Runs: --</div> <div>▶ RBI: 1, vs. Alcorn State (4/9/25)</div> <div>▶ Walks: 2, vs. Alcorn State (4/9/25)</div> <div>▶ Stolen Bases: --</div> <div>▶ Assists: --</div>

CAREER STATS																									
Year	Avg.	GP	GS	AB	R	H	2B	3B	HR	RBI	TB	SLG%	BB	HBP	SO	GDP	OB%	SF	SH	SB	ATT	PO	A	E	FLD%
2025	.000	5	0	5	3	1	0	0	0	1	1	.200	2	0	1	0	.429	0	0	0	0	0	0	0	.000
TOTAL	.000	5	0	5	3	1	0	0	0	1	1	.200	2	0	1	0	.429	0	0	0	0	0	0	0	.000



40

JP ROBERTSON

SO | RHP | MADISON, MISS. | PEARL RIVER CC

SEASON HIGHS	CAREER HIGHS
<div>▶ IP (Start): --</div> <div>▶ IP (Relief): --</div> <div>▶ Strikeouts: --</div> <div>▶ ER Allowed: --</div> <div>▶ Runs Allowed: --</div> <div>▶ Walks: --</div> <div>▶ Hits Allowed: --</div>	<div>▶ IP (Start): --</div> <div>▶ IP (Relief): --</div> <div>▶ Strikeouts: --</div> <div>▶ ER Allowed: --</div> <div>▶ Runs Allowed: --</div> <div>▶ Walks: --</div> <div>▶ Hits Allowed: --</div>

CAREER STATS																									
Year	ERA	W	L	App	GS	CG	SHO	CBO	SV	IP	H	R	ER	BB	SO	2B	3B	HR	BF	B/Avg	WP	HBP	BK	SFA	SHA
2025																									
TOTAL																									



43

COLE KETCHUM

R-SO | RHP | WEST POINT, MISS. | HERITAGE ACADEMY

SEASON HIGHS	CAREER HIGHS
<div>▶ IP (Start): --</div> <div>▶ IP (Relief): 1.0, vs. Alcorn State (4/9/25)</div> <div>▶ Strikeouts: 1, vs. Alcorn State (4/9/25)</div> <div>▶ ER Allowed: 1, vs. Alcorn State (4/9/25)</div> <div>▶ Runs Allowed: 1, 2x, MR vs. Alcorn State (4/9/25)</div> <div>▶ Walks: 2, vs. South Alabama (3/11/25)</div> <div>▶ Hits Allowed: 1, 2x, MR vs. Alcorn State (4/9/25)</div>	<div>▶ IP (Start): --</div> <div>▶ IP (Relief): 3.2, 2x, MR at Alabama (5/19/23)</div> <div>▶ Strikeouts: 3, vs. Little Rock (5/2/23)</div> <div>▶ ER Allowed: 4, 2x, MR vs. Auburn (5/13/23)</div> <div>▶ Runs Allowed: 4, 2x, MR vs. Auburn (5/13/23)</div> <div>▶ Walks: 3, at Alabama (5/19/23)</div> <div>▶ Hits Allowed: 4, 4x, MR vs. Auburn (5/13/23)</div>

CAREER STATS																									
Year	ERA	W	L	App	GS	CG	SHO	CBO	SV	IP	H	R	ER	BB	SO	2B	3B	HR	BF	B/Avg	WP	HBP	BK	SFA	SHA
2023	7.11	0	1	15	0	0	0	0	0	19.0	28	15	15	9	13	6	1	4	89	.359	2	1	0	1	0
2024	-	-	-	-	-	-	-	-	-	-	-	-	-	-	-	-	-	-	-	-	-	-	-	-	-
2025	9.00	0	0	2	0	0	0	0	0	1.0	2	2	1	2	1	1	0	0	7	.400	0	0	0	0	0
TOTAL	7.20	0	1	17	0	0	0	0	0	20.0	30	17	16	11	14	7	1	4	96	.359	2	1	0	1	0




44

JAKE REIGERT

FR | RHP | COTTAGE GROVE, MINN. | EAST RIDGE

SEASON HIGHS	CAREER HIGHS
<div>▶ IP (Start): --</div> <div>▶ IP (Relief): --</div> <div>▶ Strikeouts: --</div> <div>▶ ER Allowed: --</div> <div>▶ Runs Allowed: --</div> <div>▶ Walks: --</div> <div>▶ Hits Allowed: --</div>	<div>▶ IP (Start): --</div> <div>▶ IP (Relief): --</div> <div>▶ Strikeouts: --</div> <div>▶ ER Allowed: --</div> <div>▶ Runs Allowed: --</div> <div>▶ Walks: --</div> <div>▶ Hits Allowed: --</div>

CAREER STATS																									
Year	ERA	W	L	App	GS	CG	SHO	CBO	SV	IP	H	R	ER	BB	SO	2B	3B	HR	BF	B/Avg	WP	HBP	BK	SFA	SHA
2025																									
TOTAL																									



45

MASON NICHOLS

SR | RHP | JACKSON, MISS. | JACKSON PREP

SEASON HIGHS	CAREER HIGHS
<div>▶ IP (Start): 5.0, 2x, MR at South Carolina (4/19/25)</div> <div>▶ IP (Relief): --</div> <div>▶ Strikeouts: 10, vs. Wright State (3/23/25)</div> <div>▶ ER Allowed: 5, at Missouri (3/23/25)</div> <div>▶ Runs Allowed: 5, at Missouri (3/23/25)</div> <div>▶ Walks: 3, at South Carolina (4/19/25)</div> <div>▶ Hits Allowed: 6, at Missouri (3/23/25)</div>	<div>▶ IP (Start): 6.1, vs. Mississippi State (4/14/24)</div> <div>▶ IP (Relief): 4.1, at Hawaii (2/16/24)</div> <div>▶ Strikeouts: 10, vs. Wright State (3/23/25)</div> <div>▶ ER Allowed: 5, at Missouri (3/23/25)</div> <div>▶ Runs Allowed: 5, at Missouri (3/23/25)</div> <div>▶ Walks: 3, 6x MR at South Carolina (4/19/25)</div> <div>▶ Hits Allowed: 6, 2x, MR at Missouri (3/23/25)</div>

CAREER STATS																									
Year	ERA	W	L	App	GS	CG	SHO	CBO	SV	IP	H	R	ER	BB	SO	2B	3B	HR	BF	B/Avg	WP	HBP	BK	SFA	SHA
2022	2.84	1	0	21	0	0	0	0	0	31.2	22	12	10	12	41	4	0	4	130	.193	1	3	1	1	0
2023	5.45	4	3	23	0	0	0	0	4	38.0	35	25	23	16	45	2	1	12	171	.236	2	5	0	1	1
2024	4.15	4	2	17	6	0	0	0	0	39.0	31	20	18	21	42	7	0	5	168	.217	2	3	0	0	1
2025	4.43	3	0	10	10	0	0	0	0	40.2	38	23	20	13	44	6	0	7	158	.242	6	5	3	2	2
TOTAL	4.28	12	5	71	16	0	0	0	4	149.1	126	80	71	62	172	19	1	28	627	.217	11	16	4	4	4



47

SAM TOOKOIAN

JR | RHP | FRESNO, CALIF. | BUCHANAN

SEASON HIGHS	CAREER HIGHS
<div>▶ IP (Start): --</div> <div>▶ IP (Relief): 1.0, 3x, MR at Memphis (4/8/25)</div> <div>▶ Strikeouts: 4, vs. Eastern Kentucky (2/23/25)</div> <div>▶ ER Allowed: 1, MR vs. Wright State (3/1/25)</div> <div>▶ Runs Allowed: 1, MR vs. Wright State (3/1/25)</div> <div>▶ Walks: 3, vs. Texas (2/15/25)</div> <div>▶ Hits Allowed: 1, 3x, MR vs. Wright State (3/1/25)</div>	<div>▶ IP (Start): --</div> <div>▶ IP (Relief): 3.2, at Vanderbilt (3/17/23)</div> <div>▶ Strikeouts: 5, vs. Maryland (2/25/23)</div> <div>▶ ER Allowed: 4, at Vanderbilt (3/17/23)</div> <div>▶ Runs Allowed: 4, at Vanderbilt (3/17/23)</div> <div>▶ Walks: 4, 2x, MR at Vanderbilt (3/17/23)</div> <div>▶ Hits Allowed: 5, vs. Auburn (5/12/23)</div>

CAREER STATS																									
Year	ERA	W	L	App	GS	CG	SHO	CBO	SV	IP	H	R	ER	BB	SO	2B	3B	HR	BF	B/Avg	WP	HBP	BK	SFA	SHA
2023	4.75	1	1	20	0	0	0	0	1	30.1	25	18	16	28	44	5	0	4	144	.219	6	1	1	0	1
2024	4.66	0	0	9	0	0	0	0	0	9.2	10	7	5	4	16	2	0	2	45	.250	1	1	0	0	0
2025	6.00	0	0	5	0	0	0	0	0	3.0	3	2	2	5	9	2	0	0	18	.231	1	0	0	0	0
TOTAL	4.81	1	1	34	0	0	0	0	1	43.0	38	27	23	37	69	9	0	6	207	.227	8	2	1	0	1



50

TAYLOR RABE

R-FR | RHP | GREENVILLE, S.C. | GREENVILLE SENIOR

SEASON HIGHS	CAREER HIGHS
<div>▶ IP (Start): 2.0, vs. Murray State (3/5/25)</div> <div>▶ IP (Relief): 1.0, 3x, MR vs. Jackson State (4/1/25)</div> <div>▶ Strikeouts: 2, 2x, MR vs. #19 Florida (3/28/25)</div> <div>▶ ER Allowed: 1, 3x, MR vs. #19 Florida (3/28/25)</div> <div>▶ Runs Allowed: 4, vs. South Alabama (3/11/25)</div> <div>▶ Walks: 1, 2x, MR vs. Little Rock (4/15/25)</div> <div>▶ Hits Allowed: 2, 2x, MR vs. Memphis (3/25/25)</div>	<div>▶ IP (Start): 2.0, vs. Murray State (3/5/25)</div> <div>▶ IP (Relief): 1.0, 3x, MR vs. Jackson State (4/1/25)</div> <div>▶ Strikeouts: 2, 2x, MR vs. #19 Florida (3/28/25)</div> <div>▶ ER Allowed: 1, 3x, MR vs. #19 Florida (3/28/25)</div> <div>▶ Runs Allowed: 4, vs. South Alabama (3/11/25)</div> <div>▶ Walks: 1, 2x, MR vs. Little Rock (4/15/25)</div> <div>▶ Hits Allowed: 2, 2x, MR vs. Memphis (3/25/25)</div>

CAREER STATS																									
Year	ERA	W	L	App	GS	CG	SHO	CBO	SV	IP	H	R	ER	BB	SO	2B	3B	HR	BF	B/Avg	WP	HBP	BK	SFA	SHA
2024	-	-	-	-	-	-	-	-	-	-	-	-	-	-	-	-	-	-	-	-	-	-	-	-	-
2025	3.38	0	1	9	2	0	0	0	0	8.0	9	6	3	2	6	1	0	1	39	.281	2	4	0	1	0
TOTAL	3.38	0	1	9	2	0	0	0	0	8.0	9	6	3	2	6	1	0	1	39	.281	2	4	0	1	0



51

ISAAC HUMPHREY

SR | OF | LIVERMORE, KY. | LOUISVILLE

SEASON HIGHS	CAREER HIGHS
<div>▶ Runs: 3, at Missouri (3/22/25)</div> <div>▶ Hits: 3, vs. #3 Arkansas (3/14/25)</div> <div>▶ Home Runs: 2, at Missouri (3/22/25)</div> <div>▶ RBI: 5, at Missouri (3/23/25)</div> <div>▶ Walks: 3, 2x, MR vs. Eastern Kentucky (2/23/25)</div> <div>▶ Stolen Bases: 2, vs. Eastern Kentucky (2/21/25)</div> <div>▶ Assists: 1, 2x, MR at Kentucky (4/5/25)</div>	<div>▶ Runs: 3, 6x MR at Missouri (3/22/25)</div> <div>▶ Hits: 3, 11x MR at Boston College (5/3/24)</div> <div>▶ Home Runs: 2, at Missouri (3/22/25)</div> <div>▶ RBI: 5, at Missouri (3/23/25)</div> <div>▶ Walks: 3, 5x MR vs. Eastern Kentucky (2/23/25)</div> <div>▶ Stolen Bases: 2, 2x MR vs. Youngstown St. (3/1/24)</div> <div>▶ Assists: 2, 2x MR vs. NC State (4/7/24)</div>

CAREER STATS																									
Year	Avg.	GP	GS	AB	R	H	2B	3B	HR	RBI	TB	SLG%	BB	HBP	SO	GDP	OB%	SF	SH	SB	ATT	PO	A	E	FLD%
2022	.328	61	58	198	44	65	15	1	5	38	97	.490	41	10	50	1	.458	4	5	11	16	136	7	5	.966
2023	.246	51	41	134	35	33	5	3	3	24	53	.396	31	7	31	2	.406	3	3	6	7	100	6	3	.972
2024	.310	54	50	184	46	57	13	2	10	39	104	.565	27	7	32	1	.412	3	0	9	10	106	7	4	.966
2025	.293	39	39	140	36	41	11	1	9	39	81	.579	27	8	41	3	.429	2	1	5	7	80	3	0	1.000
TOTAL	.299	205	188	656	161	196	44	7	27	140	335	.511	126	32	154	7	.429	12	9	31	40	422	23	12	.973



55

ALEX CANNEY

SR | RHP | VALRICO, FLA. | TAMPA

SEASON HIGHS	CAREER HIGHS
<div>▶ IP (Start): 3.0 vs. Arkansas State (2/18/25)</div> <div>▶ IP (Relief): 2.0, 2x, MR vs. #3 Arkansas (3/15/25)</div> <div>▶ Strikeouts: 4, vs. Arkansas State (2/18/25)</div> <div>▶ ER Allowed: 2, vs. Little Rock (4/15/25)</div> <div>▶ Runs Allowed: 2, vs. Little Rock (4/15/25)</div> <div>▶ Walks: 1, 5x, MR vs. Little Rock (4/15/25)</div> <div>▶ Hits Allowed: 3, 3x, MR vs. Little Rock (4/15/25)</div>	<div>▶ IP (Start): 9.0, vs. Lee (5/17/24)</div> <div>▶ IP (Relief): 5.0, at Florida Southern (3/18/23)</div> <div>▶ Strikeouts: 10, vs. Lee (5/17/24)</div> <div>▶ ER Allowed: 7, vs. Embry-Riddle (5/24/24)</div> <div>▶ Runs Allowed: 7, 2x, MR vs. Embry-Riddle (5/24/24)</div> <div>▶ Walks: 4, vs. Angelo State (6/8/24)</div> <div>▶ Hits Allowed: 9, 2x, MR vs. Embry-Riddle (5/24/24)</div>

CAREER STATS																									
Year	ERA	W	L	App	GS	CG	SHO	CBO	SV	IP	H	R	ER	BB	SO	2B	3B	HR	BF	B/Avg	WP	HBP	BK	SFA	SHA
2022	1.60	1	0	12	7	0	0	0	0	39.1	31	8	7	11	43	1	0	1	162	.214	3	4	0	2	0
2023	2.44	9	0	17	12	0	0	0	1	76.0	77	25	21	14	53	16	0	3	308	.269	1	5	0	3	0
2024	3.21	14	3	19	19	1	0	0	0	106.2	105	48	38	21	99	11	0	2	456	.259	3	16	0	4	10
2025	2.77	1	1	9	1	0	0	0	0	13.0	14	5	4	5	17	3	1	0	66	.264	1	6	0	0	2
TOTAL	2.67	25	4	57	39	1	0	0	1	236.1	227	84	70	51	212	31	1	6	992	.255	8	31	0	9	12

GAME-BY-GAME STARTERS BY POSITION

Opponent	C	1B	2B	3B	SS	LF	CF	RF	DH	P
Feb. 14 - #21 Arizona	Smithwick	Furniss	Randle	Hill	Paino	Utermark	Humphrey	Sanford	Moerman	Elliott
Feb. 15 - #19 Texas	Fawley	Furniss	Hill	Utermark	Paino	Moerman	Sanford	Humphrey	Smithwick	Maddox
Feb. 16 - #15 Clemson	Fawley	Reuter	Hill	Utermark	Cheng	Moerman	Humphrey	Sanford	Federico	Nichols
Feb. 18 - Arkansas State	Smithwick	Furniss	Randle	Hill	Paino	Utermark	Humphrey	Sanford	Moerman	Canney
Feb. 21 - Eastern Kentucky	Smithwick	Furniss	Randle	Hill	Paino	Utermark	Sanford	Humphrey	Moerman	Elliott
Feb. 22 - Eastern Kentucky	Fawley	Reuter	Hill	Utermark	Cheng	Moerman	Humphrey	Sanford	Federico	Maddox
Feb. 23 - Eastern Kentucky	Smithwick	Furniss	Hill	Utermark	Paino	Federico	Sanford	Humphrey	Moerman	Nichols
Feb. 25 - #22 Southern Miss	Fawley	Furniss	Hill	Utermark	Paino	Moerman	Humphrey	Sanford	Federico	McCausland
Feb. 28 - Wright State	Fawley	Utermark	Paino	Hill	Cheng	Federico	Sanford	Moerman	Smithwick	Elliott
March 1 - Wright State	Smithwick	Utermark	Randle	Hill	Paino	Moerman	Humphrey	Sanford	Federico	Maddox
March 2 - Wright State	Fawley	Furniss	Hill	Utermark	Cheng	Federico	Sanford	Humphrey	Moerman	Nichols
March 5 - Murray State	Smithwick	Furniss	Randle	Utermark	Paino	Federico	Humphrey	Sanford	Moerman	Rabe
March 7 - Jax State	Fawley	Furniss	Hill	Utermark	Cheng	Moerman	Sanford	Humphrey	Federico	Elliott
March 8 - Jax State	Fawley	Furniss	Hill	Utermark	Cheng	Federico	Humphrey	Sanford	Moerman	Maddox
March 9 - Jax State	Smithwick	Utermark	Randle	Hill	Paino	Moerman	Sanford	Humphrey	Federico	Nichols
March 11 - South Alabama	Smithwick	Furniss	Hill	Utermark	Paino	Federico	Humphrey	Sanford	Moerman	Rabe
March 14 - #3 Arkansas	Fawley	Reuter	Hill	Utermark	Cheng	Moerman	Humphrey	Sanford	Federico	Elliott
March 15 - #3 Arkansas	Fawley	Furniss	Hill	Utermark	Paino	Federico	Humphrey	Sanford	Moerman	Maddox
March 16 - #3 Arkansas	Fawley	Reuter	Hill	Utermark	Paino	Moerman	Humphrey	Sanford	Federico	Nichols
March 18 - #19 Southern Miss	Smithwick	Furniss	Hill	Utermark	Randle	Sanford	Humphrey	Moerman	Federico	Townsend
March 21 - Missouri	Fawley	Reuter	Hill	Utermark	Cheng	Sanford	Humphrey	Moerman	Federico	Elliott
March 22 - Missouri	Fawley	Reuter	Hill	Utermark	Cheng	Sanford	Humphrey	Moerman	Federico	Maddox
March 23 - Missouri	Fawley	Reuter	Hill	Utermark	Cheng	Sanford	Humphrey	Moerman	Federico	Nichols
March 25 - Memphis	Smithwick	Furniss	Randle	Hill	Cheng	Sanford	Humphrey	Moerman	Utermark	Dennis
March 27 - #19 Florida	Fawley	Furniss	Utermark	Hill	Cheng	Sanford	Humphrey	Moerman	Federico	Elliott
March 28 - #19 Florida	Fawley	Furniss	Utermark	Hill	Randle	Sanford	Humphrey	Moerman	Smithwick	Maddox
March 29 - #19 Florida	Fawley	Furniss	Utermark	Hill	Randle	Sanford	Humphrey	Moerman	Federico	Nichols
April 1 - Jackson State	Smithwick	Reuter	Utermark	Hill	Randle	Sanford	Humphrey	Moerman	Paino	Dennis
April 3 - Kentucky	Fawley	Furniss	Utermark	Hill	Randle	Moerman	Humphrey	Sanford	Federico	Elliott
April 4 - Kentucky	Fawley	Furniss	Utermark	Hill	Randle	Moerman	Humphrey	Sanford	Federico	Maddox
April 5 - Kentucky	Fawley	Reuter	Utermark	Hill	Cheng	Moerman	Humphrey	Sanford	Federico	Nichols
April 8 - Memphis	Fawley	Furniss	Utermark	Hill	Randle	Sanford	Humphrey	Moerman	Federico	Dennis
April 9 - Alcorn State	Smithwick	Furniss	Paino	Hill	Cheng	Sanford	Humphrey	Moerman	Utermark	Townsend
April 11 - #5 Tennessee	Fawley	Furniss	Utermark	Hill	Cheng	Sanford	Humphrey	Moerman	Federico	Elliott
April 12 - #5 Tennessee	Fawley	Furniss	Utermark	Hill	Randle	Sanford	Humphrey	Moerman	Federico	Maddox
April 13 - #5 Tennessee	Fawley	Furniss	Utermark	Hill	Cheng	Sanford	Humphrey	Moerman	Federico	Nichols
April 15 - Little Rock	Smithwick	Furniss	Utermark	Hill	Cheng	Federico	Humphrey	Moerman	Sanford	Townsend
April 17 - South Carolina	Fawley	Furniss	Utermark	Hill	Cheng	Sanford	Humphrey	Moerman	Federico	Elliott
April 18 - South Carolina	Fawley	Reuter	Utermark	Hill	Cheng	Sanford	Humphrey	Moerman	Federico	Maddox
April 19 - South Carolina	Fawley	Furniss	Utermark	Hill	Cheng	Sanford	Humphrey	Moerman	Federico	Nichols
April 22 - Mississippi State										
April 25 - Vanderbilt										
April 26 - Vanderbilt										
April 27 - Vanderbilt										
April 29 - Austin Peay										
May 2 - Oklahoma										
May 3 - Oklahoma										
May 4 - Oklahoma										
May 9 - Mississippi State										
May 10 - Mississippi State										
May 11 - Mississippi State										
May 13 - UT Martin										
May 15 - Auburn										
May 16 - Auburn										
May 17 - Auburn										

GAME-BY-GAME STARTERS BY BATTING ORDER

Opponent	1	2	3	4	5	6	7	8	9
Feb. 14 - #21 Arizona	Smithwick	Hill	Humphrey	Sanford	Utermark	Furniss	Moerman	Paino	Randle
Feb. 15 - #19 Texas	Sanford	Moerman	Hill	Humphrey	Utermark	Smithwick	Fawley	Furniss	Paino
Feb. 16 - #15 Clemson	Federico	Hill	Utermark	Moerman	Humphrey	Fawley	Sanford	Reuter	Cheng
Feb. 18 - Arkansas State	Smithwick	Hill	Humphrey	Utermark	Sanford	Moerman	Furniss	Paino	Randle
Feb. 21 - Eastern Kentucky	Sanford	Hill	Humphrey	Utermark	Moerman	Smithwick	Furniss	Paino	Randle
Feb. 22 - Eastern Kentucky	Federico	Hill	Utermark	Moerman	Humphrey	Fawley	Sanford	Reuter	Cheng
Feb. 23 - Eastern Kentucky	Federico	Hill	Humphrey	Moerman	Sanford	Utermark	Furniss	Smithwick	Paino
Feb. 25 - #22 Southern Miss	Federico	Hill	Humphrey	Moerman	Sanford	Utermark	Furniss	Fawley	Paino
Feb. 28 - Wright State	Federico	Hill	Moerman	Sanford	Utermark	Smithwick	Fawley	Paino	Cheng
March 1 - Wright State	Federico	Hill	Sanford	Moerman	Humphrey	Utermark	Smithwick	Randle	Paino
March 2 - Wright State	Federico	Hill	Moerman	Sanford	Utermark	Humphrey	Fawley	Furniss	Cheng
March 5 - Murray State	Federico	Sanford	Moerman	Humphrey	Utermark	Furniss	Smithwick	Randle	Paino
March 7 - Jax State	Federico	Hill	Moerman	Sanford	Utermark	Humphrey	Fawley	Furniss	Cheng
March 8 - Jax State	Federico	Hill	Moerman	Sanford	Utermark	Humphrey	Fawley	Furniss	Cheng
March 9 - Jax State	Federico	Hill	Sanford	Moerman	Humphrey	Utermark	Smithwick	Randle	Paino
March 11 - South Alabama	Federico	Hill	Sanford	Moerman	Humphrey	Utermark	Furniss	Smithwick	Paino
March 14 - #3 Arkansas	Federico	Hill	Moerman	Sanford	Utermark	Reuter	Fawley	Humphrey	Cheng
March 15 - #3 Arkansas	Federico	Hill	Sanford	Moerman	Humphrey	Utermark	Furniss	Fawley	Paino
March 16 - #3 Arkansas	Federico	Hill	Moerman	Sanford	Utermark	Reuter	Humphrey	Fawley	Paino
March 18 - #19 Southern Miss	Federico	Hill	Sanford	Moerman	Humphrey	Utermark	Furniss	Smithwick	Randle
March 21 - Missouri	Federico	Hill	Moerman	Sanford	Utermark	Reuter	Fawley	Humphrey	Cheng
March 22 - Missouri	Hill	Sanford	Moerman	Utermark	Reuter	Federico	Humphrey	Fawley	Cheng
March 23 - Missouri	Hill	Sanford	Moerman	Utermark	Reuter	Federico	Humphrey	Fawley	Cheng
March 25 - Memphis	Sanford	Hill	Humphrey	Moerman	Furniss	Utermark	Smithwick	Cheng	Randle
March 27 - #19 Florida	Hill	Sanford	Moerman	Humphrey	Utermark	Furniss	Federico	Fawley	Cheng
March 28 - #19 Florida	Sanford	Hill	Humphrey	Moerman	Furniss	Smithwick	Utermark	Fawley	Randle
March 29 - #19 Florida	Sanford	Hill	Humphrey	Moerman	Furniss	Federico	Utermark	Randle	Fawley
April 1 - Jackson State	Hill	Sanford	Moerman	Utermark	Humphrey	Reuter	Smithwick	Paino	Randle
April 3 - Kentucky	Sanford	Hill	Humphrey	Moerman	Furniss	Utermark	Randle	Cheng	Fawley
April 4 - Kentucky	Sanford	Hill	Furniss	Moerman	Humphrey	Utermark	Federico	Fawley	Randle
April 5 - Kentucky	Hill	Sanford	Reuter	Utermark	Moerman	Federico	Humphrey	Fawley	Cheng
April 8 - Memphis	Federico	Hill	Sanford	Furniss	Utermark	Humphrey	Moerman	Fawley	Randle
April 9 - Alcorn State	Sanford	Hill	Furniss	Utermark	Humphrey	Moerman	Smithwick	Cheng	Paino
April 11 - #5 Tennessee	Hill	Sanford	Moerman	Utermark	Furniss	Federico	Humphrey	Fawley	Cheng
April 12 - #5 Tennessee	Humphrey	Hill	Sanford	Furniss	Moerman	Federico	Utermark	Fawley	Randle
April 13 - #5 Tennessee	Federico	Hill	Humphrey	Furniss	Moerman	Sanford	Utermark	Fawley	Cheng
April 15 - Little Rock	Sanford	Hill	Furniss	Moerman	Utermark	Humphrey	Federico	Smithwick	Cheng
April 17 - South Carolina	Hill	Sanford	Furniss	Utermark	Humphrey	Moerman	Federico	Fawley	Cheng
April 18 - South Carolina	Federico	Hill	Utermark	Sanford	Reuter	Moerman	Fawley	Humphrey	Cheng
April 19 - South Carolina	Sanford	Hill	Furniss	Utermark	Moerman	Fawley	Humphrey	Federico	Cheng
April 22 - Mississippi State									
April 25 - Vanderbilt									
April 26 - Vanderbilt									
April 27 - Vanderbilt									
April 29 - Austin Peay									
May 2 - Oklahoma									
May 3 - Oklahoma									
May 4 - Oklahoma									
May 9 - Mississippi State									
May 10 - Mississippi State									
May 11 - Mississippi State									
May 13 - UT Martin									
May 15 - Auburn									
May 16 - Auburn									
May 17 - Auburn									

SEASON STATISTICS

Record: 28-12 Home: 19-6 Away: 7-4 Neutral: 2-2 SEC: 10-8

Player	avg	gp-gs	ab	r	h	2b	3b	hr	rbi	tb	slg%	bb	hp	so	gdp	ob%	sf	sh	sb-att	po	a	e	fld%
Luke Hill	.362	39-39	149	48	54	5	2	7	28	84	.564	34	6	21	4	.490	3	0	13-17	20	69	3	.967
Mitchell Sanford	.310	40-40	155	45	48	9	4	12	34	101	.652	24	4	38	0	.411	2	0	11-12	64	1	5	.929
Judd Utermark	.305	40-40	151	34	46	7	0	11	40	86	.570	25	2	53	3	.408	1	0	6-11	56	68	3	.976
Will Furniss	.295	34-27	105	26	31	4	0	6	29	53	.505	29	0	28	4	.438	3	0	0-0	185	18	4	.981
Isaac Humphrey	.293	39-39	140	36	41	11	1	9	39	81	.579	27	8	41	3	.429	2	1	5-7	80	3	0	1.000
Luke Cheng	.283	25-20	53	16	15	2	0	4	15	29	.547	9	11	13	0	.467	2	2	0-0	23	36	3	.952
Ryan Moerman	.276	40-40	152	36	42	13	0	9	37	82	.539	25	8	46	3	.399	3	0	5-5	46	1	0	1.000
Brayden Randle	.276	26-15	58	9	16	4	0	0	5	20	.345	8	0	8	1	.358	1	2	4-5	18	29	3	.940
Hayden Federico	.267	35-32	120	28	32	3	0	3	19	44	.367	28	7	19	2	.427	2	3	11-14	11	4	0	1.000
Austin Fawley	.260	28-27	96	20	25	5	0	11	33	63	.656	21	1	36	2	.395	1	0	0-0	304	11	0	1.000
Owen Paino	.231	18-15	52	11	12	3	0	1	6	18	.346	6	4	16	1	.349	1	0	1-2	24	24	8	.857
Campbell Smithwick	.224	20-16	58	10	13	3	0	3	15	25	.431	9	7	15	1	.392	0	0	0-0	131	10	1	.993

Ethan Surowiec	.500	7-0	10	3	5	0	0	1	5	8	.800	0	1	3	0	.545	0	0	0-0	11	0	0	1.000
Collin Reuter	.259	17-10	27	5	7	1	0	1	1	11	.407	4	2	12	0	.394	0	0	0-0	55	2	2	.966
Jackson Miller	.200	5-0	5	3	1	0	0	0	1	1	.200	2	0	1	0	.429	0	0	0-0	0	0	0	.000
Connor Chisolm	.167	8-0	6	3	1	0	0	0	0	1	.167	3	0	1	0	.444	0	0	2-2	0	0	0	.000
Totals	.291	40	1337	333	389	70	7	78	307	707	.529	254	61	351	24	.421	21	8	58-75	1044	315	36	.974
Opponents	.244	40	1317	214	322	58	6	44	197	524	.398	155	55	439	20	.345	13	20	24-31	1008	327	40	.971

LOB - Team (340), Opp (303). DPs turned - Team (22), Opp (30). CI - Team (1), C. Smithwick 1. IBB - Team (5), W. Furniss 2, J. Utermark 2, C. Smithwick 1, Opp (4). Picked off - L. Hill 2, I. Humphrey 2, C. Reuter 1, J. Utermark 1, B. Randle 1.

(All games Sorted by Earned run avg)

Player	era	w-l	app	gs	cg	sho	sv	ip	h	r	er	bb	so	2b	3b	hr	b/avg	wp	hp	bks	sfa	sha
Hunter Elliott	4.04	5-2	10	10	0	0/1	0	49.0	37	22	22	22	58	8	0	3	.216	1	12	0	0	5
Mason Nichols	4.43	3-0	10	10	0	0/0	0	40.2	38	23	20	13	44	6	0	7	.242	6	5	3	2	2

Connor Spencer	0.66	0-1	10	0	0	0/0	3	13.2	6	7	1	7	13	0	0	2	.128	0	1	0	1	1
Mason Morris	2.16	3-1	10	0	0	0/1	1	33.1	21	9	8	13	50	5	0	3	.178	4	1	1	1	0
Alex Canney	2.77	1-1	9	1	0	0/0	1	13.0	14	5	4	5	17	3	1	0	.264	1	6	0	0	2
Taylor Rabe	3.38	0-1	9	2	0	0/0	0	8.0	9	6	3	2	6	1	0	1	.281	2	4	0	1	0
Gunnar Dennis	3.93	2-1	10	3	0	0/1	0	18.1	20	10	8	9	21	2	0	2	.278	1	3	0	1	0
Ryne Rodriguez	4.35	0-0	15	0	0	0/0	0	10.1	10	8	5	3	11	2	0	1	.270	2	3	1	3	2
Walker Hooks	4.37	1-0	13	0	0	0/0	1	22.2	22	11	11	8	32	4	0	3	.256	3	0	0	0	3
Owen Hancock	5.40	1-0	4	0	0	0/0	0	3.1	2	2	2	4	5	0	0	1	.167	0	0	0	0	0
Will McCausland	5.47	2-0	12	1	0	0/0	1	26.1	29	17	16	6	37	4	0	5	.274	3	2	0	0	1
Landon Waters	5.65	2-0	12	0	0	0/0	1	14.1	12	9	9	6	21	2	2	4	.235	2	2	0	0	0
Sam Tookoian	6.00	0-0	5	0	0	0/1	0	3.0	3	2	2	5	9	2	0	0	.231	1	0	0	0	0
Riley Maddox	6.10	4-3	10	10	0	0/0	0	38.1	40	28	26	19	39	5	1	6	.270	3	5	0	2	1
Hudson Calhoun	6.57	2-0	11	0	0	0/1	0	12.1	7	11	9	9	15	1	0	2	.167	1	4	0	0	2
Cade Townsend	7.13	1-0	10	3	0	0/0	0	17.2	13	19	14	13	27	5	2	0	.200	3	2	0	0	0
Brayden Jones	7.43	1-2	15	0	0	0/0	1	13.1	22	14	11	5	21	4	0	3	.355	0	1	0	0	1
Patrick Galle	7.50	0-0	7	0	0	0/1	0	6.0	9	5	5	2	9	2	0	1	.360	2	1	0	2	0
Cooper Johnson	8.10	0-0	4	0	0	0/0	0	3.1	6	4	3	2	3	1	0	0	.400	0	3	0	0	0
Cole Ketchum	9.00	0-0	2	0	0	0/0	0	1.0	2	2	1	2	1	1	0	0	.400	0	0	0	0	0
Totals	4.66	28-12	40	40	0	2/2	9	348.0	322	214	180	155	439	58	6	44	.244	35	55	5	13	20
Opponents	8.25	12-28	40	40	1	1/1	6	336.0	389	333	308	254	351	70	7	78	.291	46	61	4	21	8

PB - Team (1), A. Fawley 1, Opp (5). Pickoffs - Team (14), H. Elliott 7, R. Maddox 3, W. Hooks 1, A. Fawley 1, M. Nichols 1, C. Johnson 1, Opp (6). SBA/ATT - A. Fawley (19-19), H. Elliott (4-8), C. Smithwick (4-7), R. Maddox (6-6), M. Nichols (4-4), B. Jones (2-2), H. Calhoun (2-2), C. Spencer (1-1), R. Rodriguez (0-1), W. McCausland (1-1), C. Townsend (0-1), W. Hooks (1-1), M. Morris (1-1), G. Dennis (0-1), A. Canney (1-1), C. Johnson (1-1).

SEASON STATISTICS - SEC ONLY

Record: 10-8 Home: 4-5 Away: 6-3 SEC: 10-8

Player	avg	gp-gs	ab	r	h	2b	3b	hr	rbi	tb	slg%	bb	hp	so	gdp	ob%	sf	sh	sb-att	po	a	e	fld%
Will Furniss	.333	18-11	54	16	18	4	0	4	19	34	.630	15	0	14	3	.465	2	0	0-0	97	6	2	.981
Luke Hill	.329	18-18	73	18	24	3	1	4	14	41	.562	15	2	10	2	.451	1	0	7-8	5	31	2	.947
Luke Cheng	.323	14-11	31	6	10	2	0	1	4	15	.484	2	4	6	0	.432	0	1	0-0	14	24	1	.974
Mitchell Sanford	.321	18-18	78	21	25	6	2	8	16	59	.756	8	1	19	0	.386	1	0	5-6	37	1	3	.927
Austin Fawley	.309	18-18	68	13	21	5	0	7	21	47	.691	11	0	25	2	.400	1	0	0-0	191	7	0	1.000
Judd Utermark	.301	18-18	73	13	22	3	0	2	12	31	.425	11	0	25	0	.388	1	0	3-4	23	36	1	.983
Isaac Humphrey	.257	18-18	70	13	18	3	0	5	18	36	.514	7	3	23	2	.346	1	1	1-1	48	2	0	1.000
Hayden Federico	.230	18-17	61	13	14	1	0	2	11	21	.344	15	2	15	0	.388	2	3	5-6	0	0	0	.000
Ryan Moerman	.176	18-18	74	13	13	3	0	2	8	22	.297	8	4	25	2	.287	1	0	2-2	25	1	0	1.000

Brayden Randle	.364	11-5	22	2	8	2	0	0	1	10	.455	3	0	5	0	.423	1	1	2-3	4	13	0	1.000
Ethan Surowiec	.333	2-0	3	1	1	0	0	0	0	1	.333	0	0	0	0	.333	0	0	0-0	6	0	0	1.000
Collin Reuter	.231	11-7	13	1	3	0	0	0	0	3	.231	2	1	8	0	.375	0	0	0-0	26	1	1	.964
Campbell Smithwick	.143	5-1	7	2	1	0	0	1	2	4	.571	2	0	4	0	.333	0	0	0-0	0	0	0	.000
Owen Paino	.111	3-2	9	1	1	1	0	0	1	2	.222	0	0	5	0	.111	0	0	1-1	4	5	2	.818
Connor Chisolm	.000	2-0	0	0	0	0	0	0	0	0	.000	0	0	0	0	.000	0	0	0-0	0	0	0	.000
Totals	.281	18	636	133	179	33	3	36	127	326	.513	99	17	184	11	.387	11	6	26-31	484	146	15	.977
Opponents	.262	18	622	117	163	24	2	31	109	284	.457	64	28	191	7	.355	5	16	17-18	482	152	18	.972

LOB - Team (154), Opp (134). DPs turned - Team (7), Opp (13). IBB - Team (4), W. Furniss 2, C. Smithwick 1, J. Utermark 1, Opp (2). Picked off - B. Randle 1.

(SEC games only Sorted by Earned run avg)

Player	era	w-l	app	gs	cg	sho	sv	ip	h	r	er	bb	so	2b	3b	hr	b/avg	wp	hp	bks	sfa	sha
Mason Morris	3.15	1-1	6	0	0	0/0	0	20.0	16	8	7	7	34	3	0	2	.213	2	1	1	1	0
Mason Nichols	4.56	2-0	6	6	0	0/0	0	25.2	25	16	13	8	22	3	0	5	.248	3	4	2	1	1
Hunter Elliott	5.46	2-2	6	6	0	0/0	0	29.2	26	18	18	11	33	6	0	2	.239	1	8	0	0	4
Riley Maddox	8.55	1-2	6	6	0	0/0	0	20.0	26	21	19	11	19	3	1	6	.310	3	3	0	1	1

Connor Spencer	1.08	0-1	5	0	0	0/0	1	8.1	6	5	1	3	8	0	0	2	.188	0	0	0	0	0
Alex Canney	1.80	1-0	4	0	0	0/0	1	5.0	3	1	1	2	6	1	0	0	.188	0	4	0	0	2
Gunnar Dennis	3.86	0-0	1	0	0	0/0	0	2.1	0	1	1	2	2	0	0	0	.000	0	0	0	0	0
Hudson Calhoun	4.50	1-0	3	0	0	0/0	0	4.0	1	2	2	3	2	0	0	1	.091	1	0	0	0	1
Patrick Galle	5.40	0-0	2	0	0	0/0	0	1.2	2	1	1	0	4	0	0	0	.286	1	1	0	0	0
Will McCausland	6.14	1-0	7	0	0	0/0	1	14.2	17	10	10	2	17	2	0	3	.288	0	2	0	0	1
Ryne Rodriguez	7.36	0-0	7	0	0	0/0	0	3.2	2	5	3	1	3	1	0	1	.182	1	2	0	2	2
Walker Hooks	7.71	0-0	6	0	0	0/0	0	11.2	16	10	10	6	16	3	0	2	.340	3	0	0	0	3
Landon Waters	7.94	1-0	6	0	0	0/0	0	5.2	6	5	5	3	10	0	1	3	.300	2	0	0	0	0
Taylor Rabe	9.00	0-0	3	0	0	0/0	0	1.0	2	1	1	0	3	0	0	1	.400	1	2	0	0	0
Brayden Jones	14.14	0-2	9	0	0	0/0	1	7.0	15	11	11	3	10	2	0	3	.429	0	1	0	0	1
Cade Townsend	18.00	0-0	2	0	0	0/0	0	1.0	0	2	2	2	2	0	0	0	.000	1	0	0	0	0
Totals	5.86	10-8	18	18	0	0/0	4	161.1	163	117	105	64	191	24	2	31	.262	19	28	3	5	16
Opponents	6.95	8-10	18	18	1	0/0	4	160.2	179	133	124	99	184	33	3	36	.281	15	17	1	11	6

Pickoffs - Team (4), H. Elliott 3, R. Maddox 1, Opp (1). SBA/ATT - A. Fawley (16-16), R. Maddox (4-4), M. Nichols (4-4), H. Elliott (2-3), B. Jones (2-2), W. Hooks (1-1), W. McCausland (1-1), C. Spencer (1-1), H. Calhoun (1-1), M. Morris (1-1).

RESULTS

Date	Opponent	Score	Inns	Overall	SEC	Pitcher of record	Attend	Time
Feb 14, 2025	vs #21 Arizona	w 2-1	9	1-0-0	0-0-0	H. Elliott (W 1-0)	0	2:34
Feb 15, 2025	vs #19 Texas	L 0-10	7	1-1-0	0-0-0	R. Maddox (L 0-1)	13289	2:25
Feb 16, 2025	vs #15 Clemson	w 15-5	7	2-1-0	0-0-0	W.McCausland (W 1-0)	0	3:04
Feb 18, 2025	ARKANSAS STATE	w 4-2	(10)	3-1-0	0-0-0	G. Dennis (W 1-0)	8794	3:32
Feb 21, 2025	EASTERN KENTUCKY	w 8-0	9	4-1-0	0-0-0	H. Elliott (W 2-0)	8882	2:53
Feb 22, 2025	EASTERN KENTUCKY	w 9-4	9	5-1-0	0-0-0	R. Maddox (W 1-1)	9172	3:18
Feb 23, 2025	EASTERN KENTUCKY	w 9-3	9	6-1-0	0-0-0	M. Nichols (W 1-0)	8824	3:18
Feb 25, 2025	#22 SOUTHERN MISS	w 15-8	9	7-1-0	0-0-0	B. Jones (W 1-0)	10455	3:29
Feb 28, 2025	WRIGHT STATE	w 9-1	9	8-1-0	0-0-0	H. Elliott (W 3-0)	9792	3:08
Mar 01, 2025	WRIGHT STATE	w 8-3	9	9-1-0	0-0-0	R. Maddox (W 2-1)	10099	2:50
Mar 02, 2025	WRIGHT STATE	w 7-3	9	10-1-0	0-0-0	M. Morris (W 1-0)	8819	2:39
Mar 05, 2025	MURRAY STATE	w 8-7	(10)	11-1-0	0-0-0	W. Hooks (W 1-0)	8504	3:38
Mar 07, 2025	JACKSONVILLE STATE	w 7-4	9	12-1-0	0-0-0	M. Morris (W 2-0)	8827	2:56
Mar 08, 2025	JACKSONVILLE STATE	w 12-4	9	13-1-0	0-0-0	R. Maddox (W 3-1)	8972	3:30
Mar 09, 2025	JACKSONVILLE STATE	w 13-2	8	14-1-0	0-0-0	L. Waters (W 1-0)	8596	2:56
Mar 11, 2025	at South Alabama	L 5-14	9	14-2-0	0-0-0	T. Rabe (L 0-1)	2893	3:10
* Mar 14, 2025	#3 ARKANSAS	w 10-6	9	15-2-0	1-0-0	H. Elliott (W 4-0)	9090	3:03
* Mar 15, 2025	#3 ARKANSAS	L 3-12	9	15-3-0	1-1-0	R. Maddox (L 3-2)	9304	3:19
* Mar 16, 2025	#3 ARKANSAS	L 9-12	9	15-4-0	1-2-0	C. Spencer (L 0-1)	9164	3:49
Mar 18, 2025	vs #19 Southern Miss	L 2-6	9	15-5-0	1-2-0	G. Dennis (L 1-1)	3498	2:39
* Mar 21, 2025	at Missouri	w 9-6	9	16-5-0	2-2-0	M. Morris (W 3-0)	1178	3:36
* Mar 22, 2025	at Missouri	w 17-10	9	17-5-0	3-2-0	A. Canney (W 1-0)	1532	3:31
* Mar 23, 2025	at Missouri	w 14-6	9	18-5-0	4-2-0	M. Nichols (W 2-0)	1237	3:26
Mar 25, 2025	MEMPHIS	w 7-5	9	19-5-0	4-2-0	H. Calhoun (W 1-0)	9507	2:59
* Mar 27, 2025	FLORIDA	w 7-5	9	20-5-0	5-2-0	H. Elliott (W 5-0)	9867	3:37
* Mar 28, 2025	FLORIDA-1	w 10-9	9	21-5-0	6-2-0	H. Calhoun (W 2-0)	9504	3:30
* Mar 28, 2025	FLORIDA-2	L 8-11	9	21-6-0	6-3-0	B. Jones (L 1-1)	9576	3:41
Apr 01, 2025	JACKSON STATE	w 18-7	7	22-6-0	6-3-0	O. Hancock (W 1-0)	8802	3:14
* Apr 04, 2025	at Kentucky-1	L 4-5	(10)	22-7-0	6-4-0	M. Morris (L 3-1)	-	3:43
* Apr 04, 2025	at Kentucky-2	w 3-1	9	23-7-0	7-4-0	W.McCausland (W 2-0)	2949	2:54
* Apr 05, 2025	at Kentucky	w 5-4	(12)	24-7-0	8-4-0	L. Waters (W 2-0)	3082	4:33
Apr 08, 2025	at Memphis	w 10-0	7	25-7-0	8-4-0	G. Dennis (W 2-1)	1404	2:28
Apr 09, 2025	ALCORN STATE	w 29-1	7	26-7-0	8-4-0	C. Townsend (W 1-0)	8612	2:57
* Apr 11, 2025	#5 TENNESSEE	L 2-3	9	26-8-0	8-5-0	H. Elliott (L 5-1)	11818	2:47
* Apr 12, 2025	#5 TENNESSEE	w 8-5	9	27-8-0	9-5-0	R. Maddox (W 4-2)	11790	3:05
* Apr 13, 2025	#5 TENNESSEE	L 8-10	9	27-9-0	9-6-0	B. Jones (L 1-2)	10333	3:50
Apr 15, 2025	LITTLE ROCK	L 3-7	9	27-10-0	9-6-0	A. Canney (L 1-1)	8933	3:24
* Apr 17, 2025	at South Carolina	L 2-3	9	27-11-0	9-7-0	H. Elliott (L 5-2)	7523	1:59
* Apr 18, 2025	at South Carolina	L 2-7	9	27-12-0	9-8-0	R. Maddox (L 4-3)	7256	2:59
* Apr 19, 2025	at South Carolina	w 12-2	7	28-12-0	10-8-0	M. Nichols (W 3-0)	7720	2:44

() extra inning game

TEAM GAME-BY-GAME STATISTICS

Team Game-by-Game for Ole Miss (as of Apr 20, 2025)
Batting (All games)

Date	Opponent	ab	r	h	rbi	2b	3b	hr	tb	bb	ibb	sb	cs	hbp	sac	sf	gdp	k	po	a	e	lob	avg
Feb 14	vs Arizona	28	2	6	2	1	0	1	10	5	0	1	0	1	0	1	1	7	27	6	0	9	.214
Feb 15	vs Texas	23	0	2	0	1	0	0	3	1	0	0	1	2	0	0	0	6	20	5	0	5	.157
Feb 16	vs Clemson	29	15	13	13	1	1	4	28	7	0	1	1	2	1	1	1	7	21	5	1	4	.262
Feb 18	ARKANSAS STATE	30	4	5	2	0	0	1	8	9	0	2	0	1	0	0	3	8	30	8	1	7	.236
Feb 21	EASTERN KENTUCKY	34	8	9	6	0	0	1	12	9	0	4	0	0	0	0	0	13	27	11	0	11	.243
Feb 22	EASTERN KENTUCKY	34	9	11	9	1	0	3	21	7	0	2	0	3	0	0	0	11	27	7	2	11	.258
Feb 23	EASTERN KENTUCKY	32	9	11	8	0	0	1	14	8	0	5	1	3	0	1	1	5	27	8	0	11	.271
Feb 25	SOUTHERN MISS	37	15	12	14	2	0	4	26	11	1	2	0	5	0	0	1	10	27	11	4	14	.279
Feb 28	WRIGHT STATE	33	9	12	9	4	0	1	19	4	0	0	1	1	0	1	0	12	27	7	1	6	.289
Mar 01	WRIGHT STATE	31	8	9	6	2	0	2	17	4	0	3	2	1	0	0	0	9	27	7	1	4	.289
Mar 02	WRIGHT STATE	31	7	8	6	1	0	2	15	7	0	1	0	2	0	0	2	5	27	7	0	9	.287
Mar 05	MURRAY STATE	39	8	12	8	3	0	2	21	7	0	1	0	0	0	0	0	7	30	9	1	10	.289
Mar 07	JACKSONVILLE STATE	33	7	10	7	2	0	4	24	3	0	0	0	1	0	0	0	9	27	10	0	6	.290
Mar 08	JACKSONVILLE STATE	33	12	9	12	2	0	2	17	11	0	0	1	4	0	0	0	8	27	9	0	12	.289
Mar 09	JACKSONVILLE STATE	32	13	11	12	1	0	3	21	5	0	1	1	2	1	0	0	2	24	6	2	4	.292
Mar 11	at South Alabama	34	5	6	4	3	0	1	12	3	0	0	0	0	0	1	0	6	24	11	4	6	.285
*Mar 14	ARKANSAS	35	10	14	10	6	0	2	26	5	0	0	0	2	2	1	0	8	27	8	1	11	.292
*Mar 15	ARKANSAS	32	3	4	2	1	0	1	8	3	0	0	0	1	0	0	1	18	27	7	1	6	.283
*Mar 16	ARKANSAS	37	9	10	9	2	0	4	24	8	0	1	0	2	1	0	0	10	27	8	2	12	.282
Mar 18	vs Southern Miss	33	2	8	2	1	2	0	13	3	0	0	0	2	0	0	1	7	24	3	1	9	.280
*Mar 21	at Missouri	36	9	12	8	2	1	1	19	7	0	3	1	5	0	0	1	11	27	8	3	12	.283
*Mar 22	at Missouri	41	17	16	16	2	0	6	36	7	0	0	2	3	0	1	0	11	27	9	0	8	.289
*Mar 23	at Missouri	40	14	14	13	4	1	3	29	8	0	1	0	1	2	0	0	14	27	6	0	10	.292
Mar 25	MEMPHIS	30	7	8	7	2	0	2	16	5	0	1	1	5	0	1	0	10	27	10	0	10	.291
*Mar 27	FLORIDA	29	7	8	7	4	0	0	12	13	1	2	0	0	0	3	0	10	27	8	0	14	.291
*Mar 28	FLORIDA	37	10	11	10	4	0	2	21	6	1	1	0	0	0	1	0	10	27	7	0	8	.291
*Mar 28	FLORIDA	35	8	14	8	2	0	2	22	5	0	1	0	2	0	2	1	7	27	4	1	9	.295
Apr 01	JACKSON STATE	25	18	10	15	2	0	3	21	18	0	0	1	4	0	2	2	3	21	11	2	11	.298
*Apr 04	at Kentucky	42	4	13	4	1	0	1	17	3	0	2	0	0	0	0	1	8	28	6	1	11	.298
*Apr 04	at Kentucky	34	3	8	3	0	0	1	11	3	0	1	0	0	0	1	0	8	27	7	1	8	.296
*Apr 05	at Kentucky	43	5	8	5	1	0	2	15	3	0	0	0	0	1	1	0	13	36	17	0	7	.292
Apr 08	at Memphis	28	10	8	9	2	0	0	10	8	0	1	1	0	0	2	0	7	21	6	0	7	.292
Apr 09	ALCORN STATE	40	29	23	27	6	0	5	44	11	0	4	0	4	0	0	1	2	21	5	1	8	.302
*Apr 11	TENNESSEE	30	2	3	2	0	0	1	6	3	0	0	0	0	0	0	0	14	27	8	0	4	.296
*Apr 12	TENNESSEE	32	8	9	7	1	0	2	16	6	0	8	1	0	0	0	1	13	27	12	0	6	.296
*Apr 13	TENNESSEE	40	8	12	7	2	1	1	19	4	2	2	1	1	0	1	0	11	27	7	1	11	.296
Apr 15	LITTLE ROCK	32	3	7	2	0	1	0	9	9	0	3	1	1	0	0	0	13	27	7	0	12	.294
*Apr 17	at South Carolina	31	2	6	2	0	0	2	12	0	0	0	0	0	0	0	3	4	24	8	0	2	.292
*Apr 18	at South Carolina	29	2	4	2	1	0	1	8	5	0	0	0	0	0	0	2	7	24	10	3	5	.288
*Apr 19	at South Carolina	33	12	13	12	0	0	4	25	10	0	4	0	0	0	0	1	7	21	6	1	10	.291
Totals		1337	333	389	307	70	7	78	707	254	5	58	17	61	8	21	24	351	1044	315	36	340	.291

RADIO/TV ROSTER



1 • Brayden Randle
So. • IF • 1L
Rockwall, Texas
Rockwall



2 • Riley Maddox
Sr. • RHP • 3L
Pearl, Miss.
Jackson Prep



3 • Luke Cheng
Sr. • IF • TR
Olney, Md.
Illinois State



4 • Mitchell Sanford
Sr. • OF • TR
Berwick, La.
New Orleans



6 • Owen Paino
Fr. • IF • HS
Poughkeepsie, N.Y.
Roy C. Ketcham



7 • Luke Hill
Jr. • IF • 1L
Baton Rouge, La.
Arizona State



8 • Tate Sirmans
Fr. • UT • HS
Valdosta, Ga.
Lowndes



9 • Hayden Federico
Fr. • IF • HS
West Monroe, La.
West Monroe



10 • Cade Townsend
Fr. • RHP • HS
Aliso Viejo, Calif.
Santa Margarita



12 • Campbell Smithwick
So. • C • 1L
Oxford, Miss.
Oxford



14 • Cooper Johnson
Fr. • LHP • HS
Jefferson, Ga.
Mountain View



16 • Brayden Jones
Jr. • RHP • 2L
Madison, Miss.
Madison-Ridgeland



17 • Will McCausland
Jr. • RHP • TR
Harleysville, Pa.
Saint Joseph's



18 • Ryan Moerman
Sr. • OF • TR
Lockport, Ill.
Illinois



19 • Walker Hooks
Fr. • LHP • HS
Brandon, Miss.
Brandon



20 • Collin Reuter
Jr. • C • TR
Olive Branch, Miss.
BYU



21 • Mason Morris
Jr. • RHP • 2L
Tupelo, Miss.
Tupelo



22 • Connor Spencer
Sr. • RHP • 1L
Hernando, Miss.
SE Louisiana



23 • Hudson Calhoun
So. • RHP • 1L
Tupelo, Miss.
McCallie School



24 • Austin Fawley
So. • C/IF • TR
West Palm Beach, Fla.
Kentucky



25 • Ethan Surowiec
Fr. • IF • HS
Gulport, Miss.
Gulport



26 • Hunter Elliott
R-Jr. • LHP • 2L
Tupelo, Miss.
Tupelo



27 • Judd Utermark
Jr. • IF • 2L
Charlotte, N.C.
Charlotte Christian



28 • Connor Chisolm
Sr. • OF • 1L
Madison, Miss.
Hinds CC



29 • Ryne Rodriguez
Jr. • LHP • 1L
Fort Worth, Texas
Weatherford College



32 • Gunnar Dennis
Sr. • LHP • 1L
Pearl, Miss.
Meridian CC



34 • Landon Waters
Jr. • RHP • JC
Grenada, Miss.
Meridian CC



35 • Owen Hancock
Fr. • RHP • HS
Sylvester, Ga.
Worth County



36 • Will Furniss
Jr. • IF • 2L
Nacogdoches, Texas
Nacogdoches



37 • Brett Moseley
Fr. • OF • HS
Trussville, Ala.
Trussville



38 • Patrick Galle
So. • RHP • 1L
Biloxi, Miss.
Biloxi



39 • Jackson Miller
Fr. • OF • HS
Palm Beach, Fla.
Benjamin




40 • JP Robertson
So. • RHP • JC
Madison, Miss.
Pearl River CC



43 • Cole Ketchum
R-So. • RHP • 1L
West Point, Miss.
Heritage Academy



44 • Jake Reigert
Fr. • RHP • HS
Cottage Grove, Minn.
East Ridge



45 • Mason Nichols
Sr. • RHP • 3L
Jackson, Miss.
Jackson Prep



47 • Sam Tookoian
Jr. • RHP • 2L
Fresno, Calif.
Buchanan



50 • Taylor Rabe
R-Fr. • RHP • RS
Greenville, S.C.
Greenville Senior



51 • Isaac Humphrey
Sr. • OF • TR
Livermore, Ky.
Louisville



55 • Alex Canney
Sr. • RHP • TR
Valrico, Fla.
Tampa



5 • Mike Bianco
Head Coach
25th Season



15 • Carl Lafferty
Assistant Coach
19th Season



30 • Mike Clement
Assistant Coach
11th Season



31 • Joel Mangrum
Assistant Coach
1st Season